

# SCOTTSDALE POLICE DEPARTMENT CRIME LABORATORY BLOOD ALCOHOL FACE SHEET

ANALYSIS DATE 12/13/2016 SEQUENCE NAME 13Dec16

### EQUIPMENT

Pipettor  Hamilton ML600EH7497  Hamilton MD91JF5016  
 Gas Chromatograph  Agilent US14173023  Perkin Elmer 650N9042002

### INSTRUMENT CALIBRATION

Vial 1 0.02 calibrator Lot FN08101401 Coefficient of determination ( $r^2$ )  
 Vial 2 0.10 calibrator Lot FN06181501 0.99998  
 Vial 3 0.20 calibrator Lot FN07201502  
 Vial 4 0.40 calibrator Lot FN11191402

### CALIBRATION VERIFICATION AND RESOLUTION TEST

Vial	Sample	Expected result	Measured result	Manufacturer/lot
5	blank	Not detected	Not detected	SPD lab 090816
6	volatiles mixture	6 Compounds	6 Compounds	SPD lab 030916ASL
7	aqueous control	0.400 g/dL	0.400g/dL	Lipomed 05012012-C
8	aqueous control	0.040 g/dL	0.040g/dL	Lipomed 09022015-A
9	blood control	0.200 g/dL	0.200g/dL	ACQ 402101060/6
20	aqueous control	0.080 g/dL	0.080g/dL	Lipomed 28282014-B
31	aqueous control	0.150 g/dL	0.150g/dL	Lipomed 11012012-C
42	blood control	0.200 g/dL	0.202g/dL	ACQ 402101060/6
53	aqueous control	0.080 g/dL	0.082g/dL	Lipomed 28282014-B
64	aqueous control	0.150 g/dL	0.151g/dL	Lipomed 11012012-C
69	aqueous control	0.400 g/dL	0.409g/dL	Lipomed 05012012-C
70	aqueous control	0.040 g/dL	0.041g/dL	Lipomed 09022015-A
71	blood control	0.200 g/dL	0.204g/dL	ACQ 402101060/6
72	blank	Not detected	Not detected	SPD lab 090816

### SUBJECT SAMPLES

Subjects in the sequence 27 Subjects requiring reanalysis 0

**ADDITIONAL NOTES: All QC parameters meet. Hand corrected items on DR16-07560, 16-15419, 16-08253.**

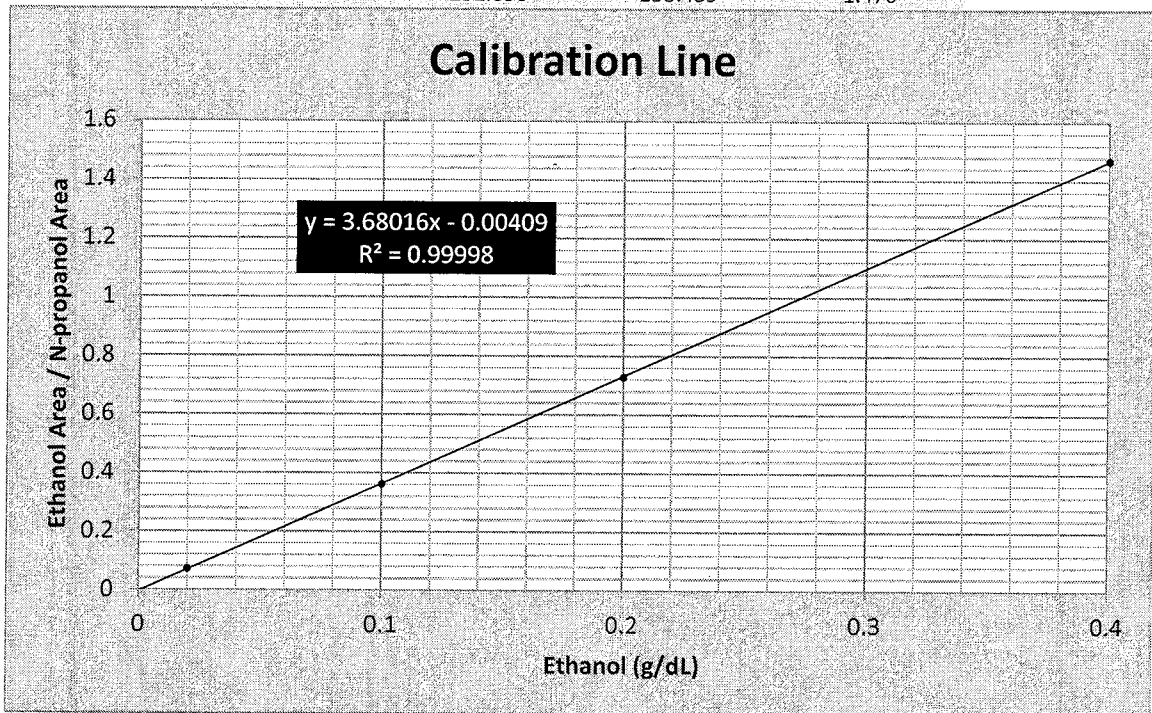
Run valid  Run invalid  Amy Langen Analyst  
 Run valid  Run invalid  KOSECKI 12/19/16 Technical Reviewer

**SCOTTSDALE POLICE DEPARTMENT CRIME LABORATORY  
SEQUENCE QUALITY ASSURANCE SUMMARY**

SEQUENCE NAME: 13Dec16 **M**

Control	Vial	Expected Value (g/dL)	Measured Value (g/dL)	Percent Difference	Absolute Difference (g/dl)
1	5	negative	negative	-	-
2	7	0.400	0.400	0.00	0.000
3	8	0.040	0.040	0.00	0.000
4	9	0.200	0.200	0.00	0.000
5	20	0.080	0.080	0.00	0.000
6	31	0.150	0.150	0.00	0.000
7	42	0.200	0.202	1.00	0.002
8	53	0.080	0.082	2.50	0.002
9	64	0.150	0.151	0.67	0.001
10	69	0.400	0.409	2.25	0.009
11	70	0.040	0.041	2.50	0.001
12	71	0.200	0.204	2.00	0.004
13	72	negative	negative	-	-

Calibrator	Ethanol Area	N-propanol Area	Ratio
0.020	11.389	158.448	0.072
0.100	55.959	154.113	0.363
0.200	111.105	152.470	0.729
0.400	232.856	158.439	1.470



# Sequence Summary

Sequence name: 13Dec16      Instrument: US14173023 CN14160045      Analyst: Langan *ML*

Vial	Sample	Type	Item Number	Method
1	0.020 Cerilliant FN08101401	Calibration		ethanol quant.M
2	0.100 Cerilliant FN06181501	Calibration		ethanol quant.M
3	0.200 Cerilliant FN07201502	Calibration		ethanol quant.M
4	0.400 Cerilliant FN11191402	Calibration		ethanol quant.M
5	blank 090816	Control		ethanol quant.M
6	volatiles mix 030916 ASL	Control		ethanol quant.M
7	0.400 Lipomed 05012012-C	Control		ethanol quant.M
8	0.040 Lipomed 09022015-A	Control		ethanol quant.M
9	0.20 ACQ 402101060/6	Control		ethanol quant.M
10		Sample	1092866	ethanol quant.M
11		Sample	1092866	ethanol quant.M
12		Sample	1098387	ethanol quant.M
13		Sample	1098387	ethanol quant.M
14		Sample	1097546	ethanol quant.M
15		Sample	1097546	ethanol quant.M
16		Sample	285-01A	ethanol quant.M
17		Sample	285-01A	ethanol quant.M
18		Sample	000001A	ethanol quant.M
19		Sample	000001A	ethanol quant.M
20	0.080 Lipomed 28082014-B	Control		ethanol quant.M
21		Sample	1122189	ethanol quant.M
22		Sample	1122189	ethanol quant.M
23		Sample	1123070	ethanol quant.M
24		Sample	1123070	ethanol quant.M
25		Sample	1123487	ethanol quant.M
26		Sample	1123487	ethanol quant.M
27		Sample	1120950	ethanol quant.M
28		Sample	1120950	ethanol quant.M
29		Sample	1120083	ethanol quant.M
30		Sample	1120083	ethanol quant.M
31	0.150 Lipomed 11012012-C	Control		ethanol quant.M
32		Sample	1120934	ethanol quant.M
33		Sample	1120934	ethanol quant.M
34		Sample	1120777	ethanol quant.M
35		Sample	1120777	ethanol quant.M
36		Sample	1096097	ethanol quant.M
37		Sample	1096097	ethanol quant.M
38		Sample	1121031	ethanol quant.M
39		Sample	1121031	ethanol quant.M
40		Sample	1097011	ethanol quant.M
41		Sample	1097011	ethanol quant.M
42	0.20 ACQ 402101060/6	Control		ethanol quant.M
		Sample	000001A 1092866	ethanol quant.M
		Sample	000001A 1095466	ethanol quant.M
		Sample	1095666 1103218	ethanol quant.M
		Sample	1095666 1103318	ethanol quant.M
		Sample	1103318 1097028	ethanol quant.M

Dissemination is restricted to Criminal Justice Agencies and authorized Non-C.J. Agencies Only. Secondary dissemination to unauthorized agencies is PROHIBITED. Scottsdale City Prosecutor

# Sequence Summary

Dissemination is restricted to Criminal Justice Agencies and authorized agencies ONLY. Secondary dissemination to unauthorized agencies is PROHIBITED.

			Sample	-1103318-1097029	ethanol quant.M
			Sample	1088581	ethanol quant.M
			Sample	1088581	ethanol quant.M
			Sample	1093086	ethanol quant.M
			Sample	1093086	ethanol quant.M
53	0.080 Lipomed 28082014-B		Control		ethanol quant.M
54			Sample	1091213	ethanol quant.M
55			Sample	1091213	ethanol quant.M
56			Sample	1092816	ethanol quant.M
57			Sample	1092816	ethanol quant.M
58			Sample	998113	ethanol quant.M
59			Sample	998113	ethanol quant.M
60			Sample	1040284	ethanol quant.M
61			Sample	1040284	ethanol quant.M
62			Sample	1097960	ethanol quant.M
63			Sample	1097960	ethanol quant.M
64	0.150 Lipomed 11012012-C		Control		ethanol quant.M
65			Sample	1127609	ethanol quant.M
66			Sample	1127609	ethanol quant.M
67			Sample	1129107	ethanol quant.M
68			Sample	1129107	ethanol quant.M
69	0.40 Lipomed 05012012-C		Control		ethanol quant.M
70	0.04 Lipomed 09022015-A		Control		ethanol quant.M
71	0.20 ACQ 402101060/6		Control		ethanol quant.M
72	blank 090816		Control		ethanol quant.M



# Scottsdale Police Department Crime Lab Volatiles Analysis

<b>Sample:</b> 0.020 Cerilliant FN08101401	<b>Item number:</b>
<b>Injection date:</b> 12/13/2016 4:36:42 PM	<b>Vial:</b> 1
<b>Method:</b> ethanol quant.M	<b>Sequence:</b> 13Dec16
<b>Instrument:</b> US14173023 CN14160045	<b>Analyst:</b> Langan <i>ML</i>
<b>Data file:</b> C:\Chem32\1\Data\13Dec16\1.D	

Dissemination is restricted to Criminal Justice Agencies and authorized agencies only. Dissemination to unauthorized agencies is PROHIBITED. Scottsdale City Prosecutor

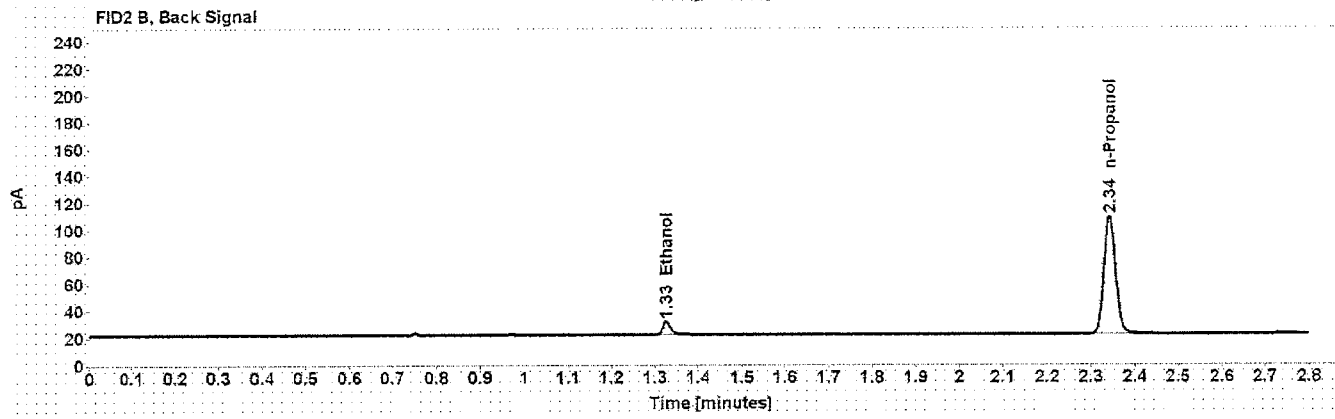
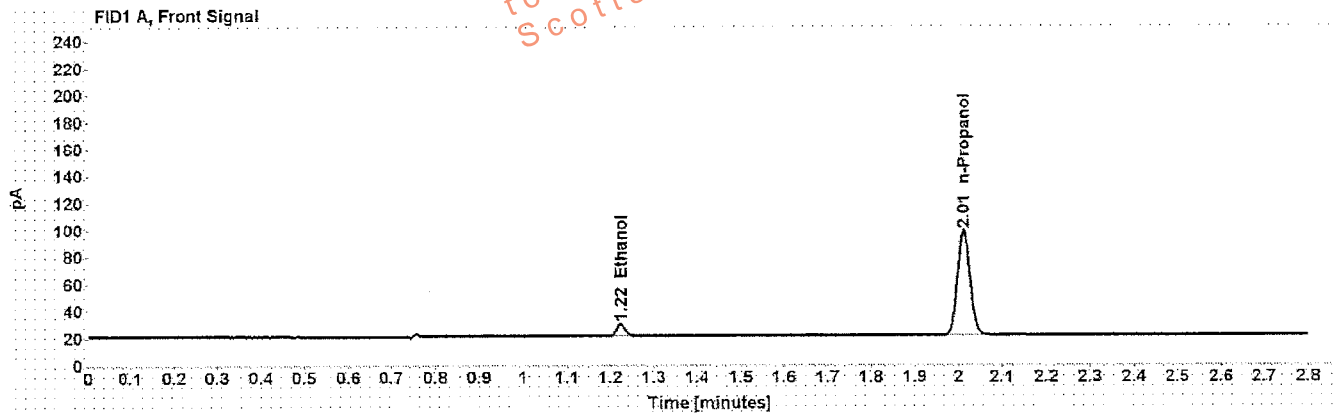


Table 1: FID 1 A (column DB-ALC1)

Compound	Time (min)	Peak Area
Ethanol	1.224	11.389
n-Propanol	2.013	158.448

Table 2: FID 2 B (column DB-ALC2)

Compound	Time (min)	Peak Area
Ethanol	1.327	11.440
n-Propanol	2.342	162.423

# Scottsdale Police Department Crime Lab Volatiles Analysis

<b>Sample:</b> 0.100 Cerilliant FN06181501	<b>Item number:</b>
<b>Injection date:</b> 12/13/2016 4:40:43 PM	<b>Vial:</b> 2
<b>Method:</b> ethanol quant.M	<b>Sequence:</b> 13Dec16
<b>Instrument:</b> US14173023 CN14160045	<b>Analyst:</b> Langan <i>ML</i>
<b>Data file:</b> C:\Chem3211\Data\13Dec16\2.D	

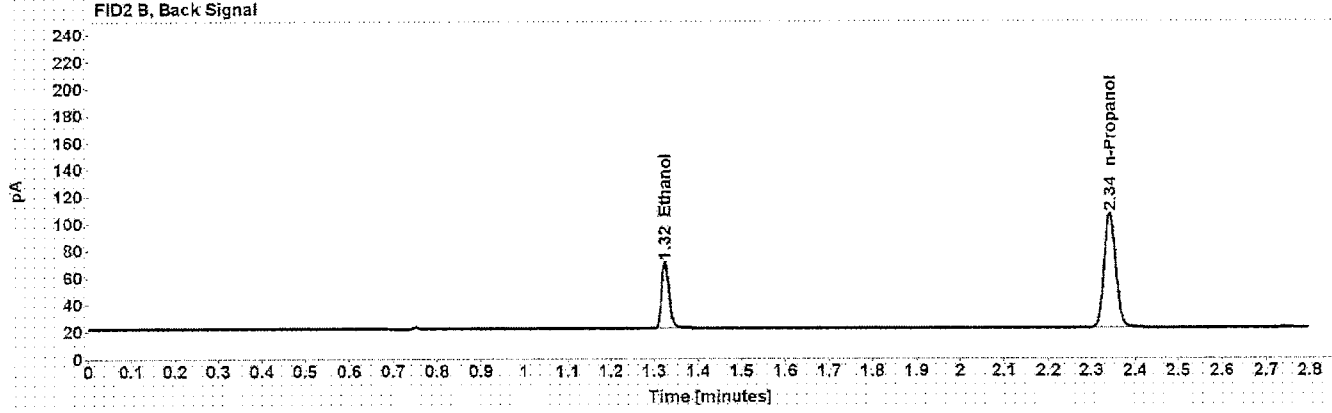
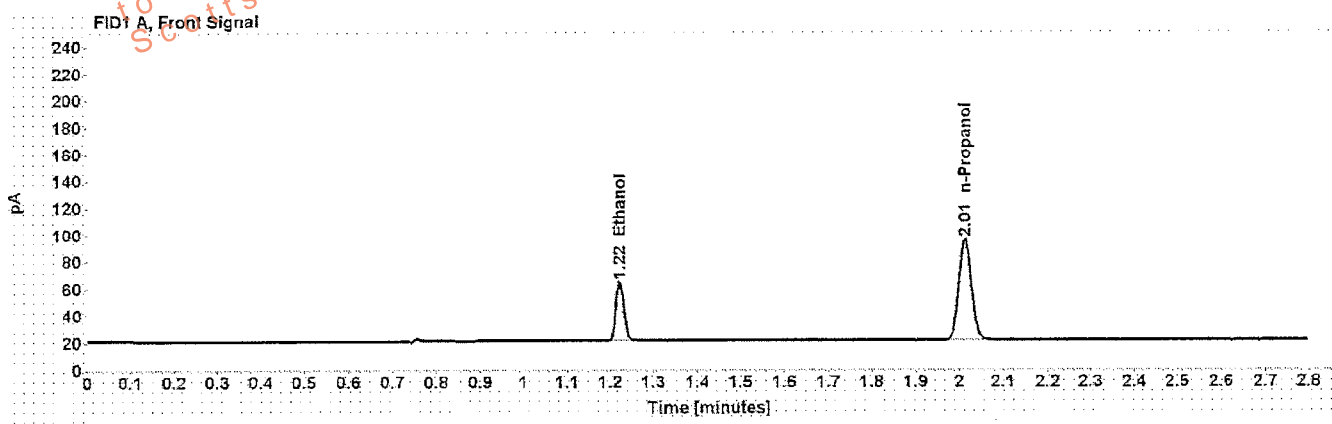


Table 1: FID 1 A (column DB-ALC1)

Compound	Time (min)	Peak Area
Ethanol	1.222	55.959
n-Propanol	2.013	154.113

Table 2: FID 2 B (column DB-ALC2)

Compound	Time (min)	Peak Area
Ethanol	1.324	57.422
n-Propanol	2.342	158.054

# Scottsdale Police Department Crime Lab Volatiles Analysis

<b>Sample:</b> 0.200 Cerilliant FN07201502	<b>Item number:</b>
<b>Injection date:</b> 12/13/2016 4:44:43 PM	<b>Vial:</b> 3
<b>Method:</b> ethanol quant.M	<b>Sequence:</b> 13Dec16
<b>Instrument:</b> US14173023 CN14160045	<b>Analyst:</b> Langan <i>ML</i>
<b>Data file:</b> C:\Chem32\11\Data\13Dec16\3.D	

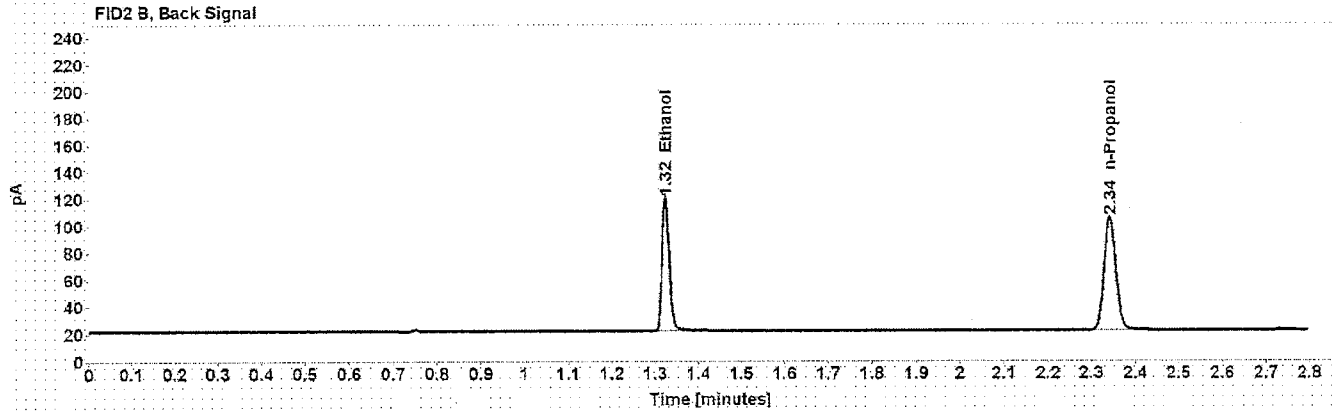
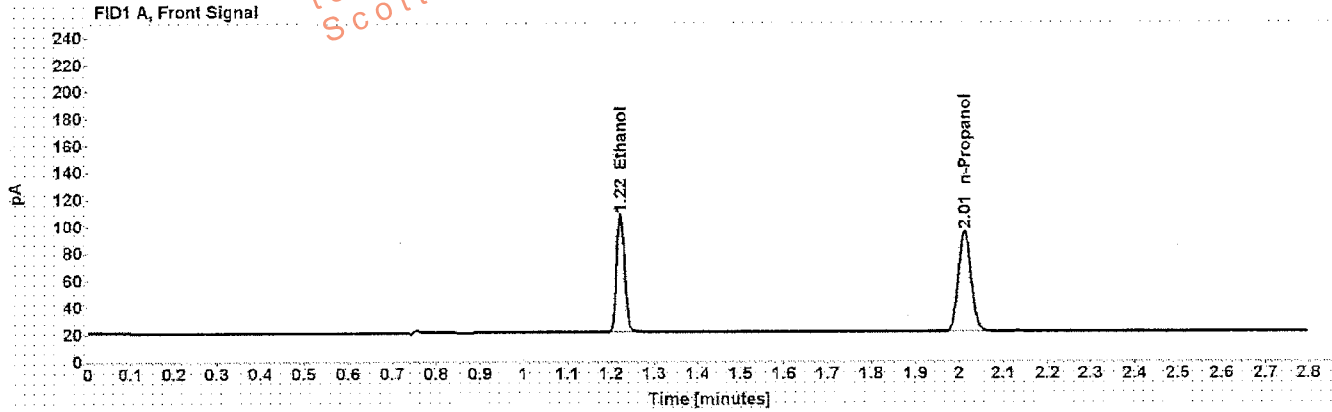


Table 1: FID 1 A (column DB-ALC1)

Compound	Time (min)	Peak Area
Ethanol	1.222	111.105
n-Propanol	2.012	152.470

Table 2: FID 2 B (column DB-ALC2)

Compound	Time (min)	Peak Area
Ethanol	1.324	114.358
n-Propanol	2.342	156.452



# Scottsdale Police Department Crime Lab Volatiles Analysis

Sample: 0.400 Cerilliant FN11191402	Item number:
Injection date: 12/13/2016 4:48:42 PM	Vial: 4
Method: ethanol quant.M	Sequence: 13Dec16
Instrument: US14173023 CN14160045	Analyst: Langan <i>PL</i>
Data file: C:\Chem32\1\Data\13Dec16\4.D	

Dissemination is restricted to Criminal Justice Agencies and authorized agencies. Dissemination to unauthorized agencies is PROHIBITED.  
Scottsdale City Prosecutor

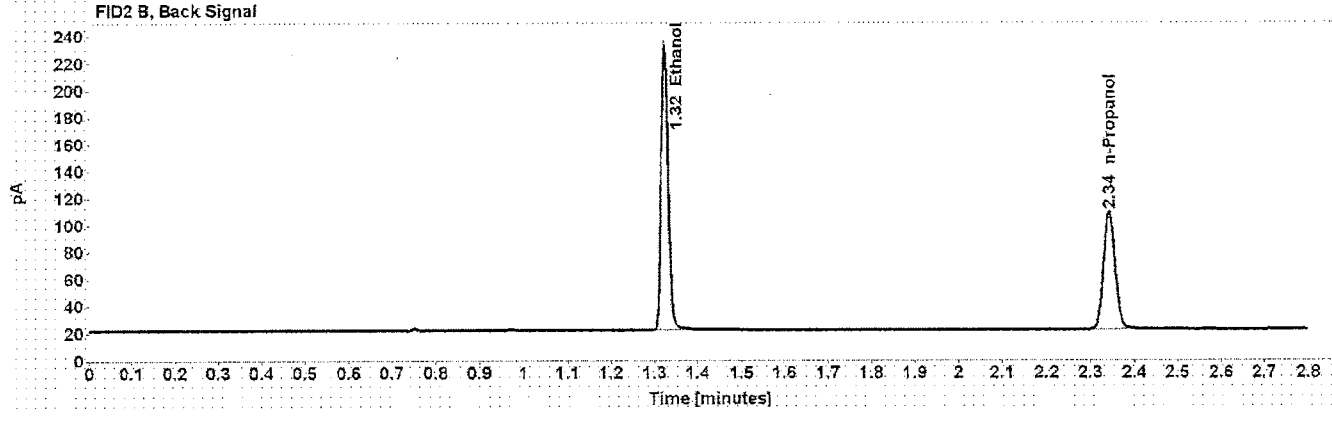
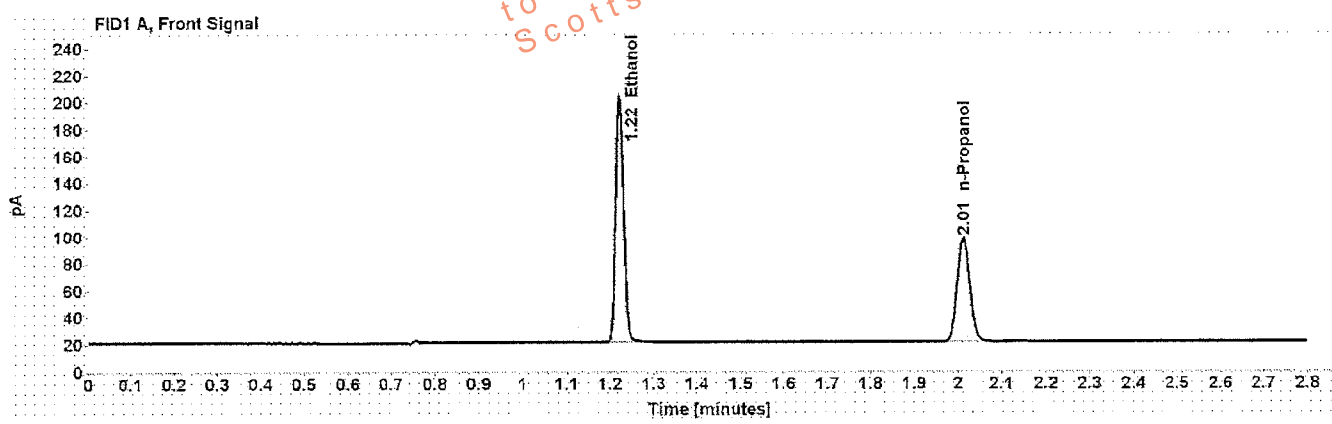


Table 1: FID 1 A (column DB-ALC1)

Compound	Time (min)	Peak Area
Ethanol	1.222	232.856
n-Propanol	2.013	158.439

Table 2: FID 2 B (column DB-ALC2)

Compound	Time (min)	Peak Area
Ethanol	1.324	240.792
n-Propanol	2.343	162.514

# Scottsdale Police Department Crime Lab Volatiles Analysis

<b>Sample:</b> blank 090816	<b>Item number:</b>
<b>Injection date:</b> 12/13/2016 4:52:43 PM	<b>Vial:</b> 5
<b>Method:</b> ethanol quant.M	<b>Sequence:</b> 13Dec16
<b>Instrument:</b> US14173023 CN14160045	<b>Analyst:</b> Langan <i>PL</i>
<b>Data file:</b> C:\Chem3211\Data\13Dec16\5.D	

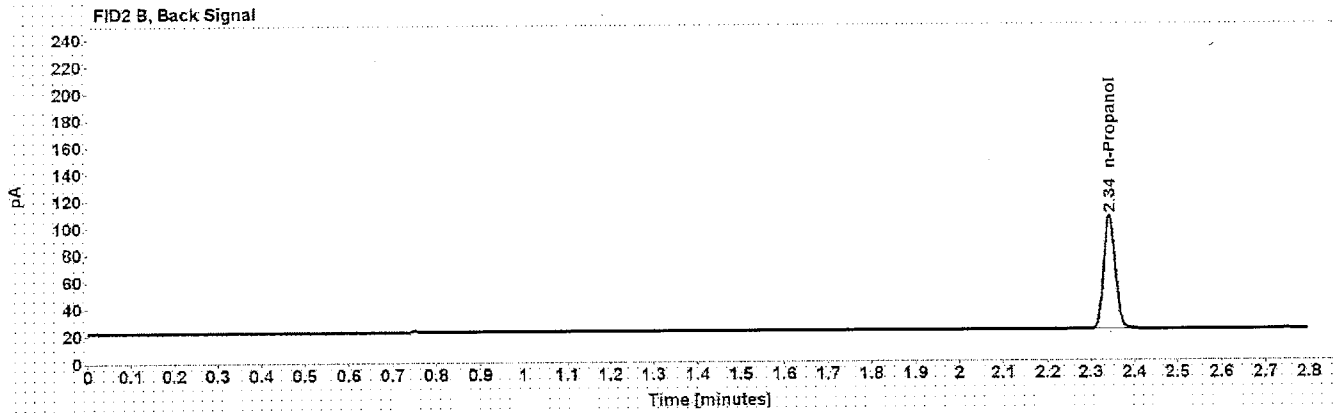
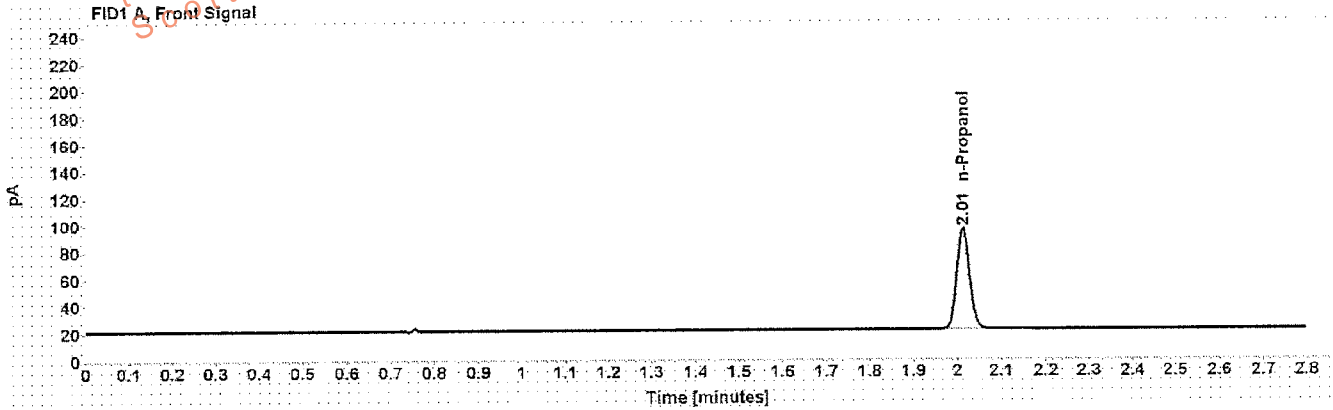


Table 1: FID 1 A (column DB-ALC1)

Compound	Amount (g/100mL)	Time (min)	Peak Area
n-Propanol	-----	2.013	153.156

Table 2: FID 2 B (column DB-ALC2)

Compound	Time (min)	Peak Area
n-Propanol	2.342	157.122

# Scottsdale Police Department Crime Lab Volatiles Analysis

<b>Sample:</b> volatiles mix 030916 ASL	<b>Item number:</b>
<b>Injection date:</b> 12/13/2016 4:56:43 PM	<b>Vial:</b> 6
<b>Method:</b> ethanol quant.M	<b>Sequence:</b> 13Dec16
<b>Instrument:</b> US14173023-CN14160045	<b>Analyst:</b> Langan <i>ml</i>
<b>Data file:</b> C:\Chem32\11\Data\13Dec16\6.D	

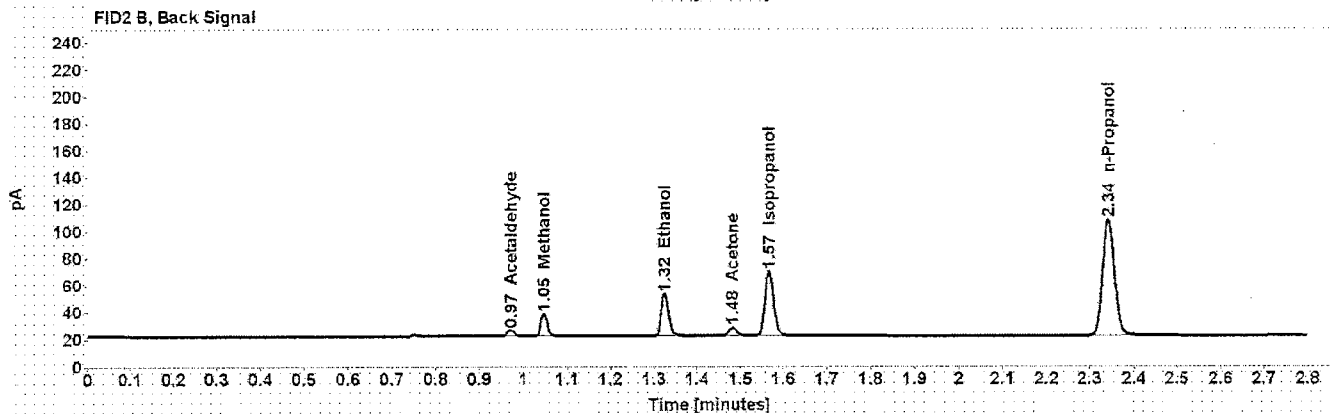
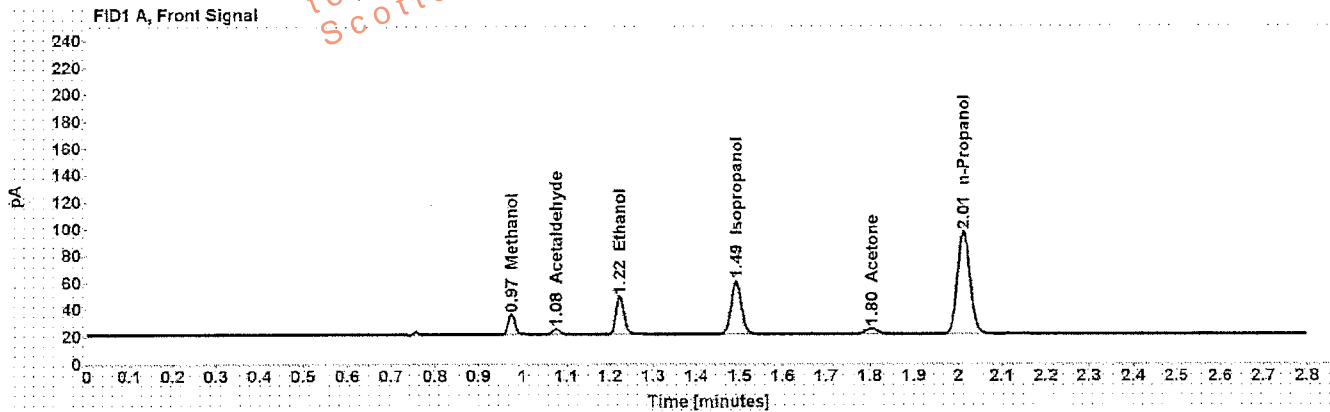


Table 1: FID 1 A (column DB-ALC1)

Compound	Amount (g/100mL)	Time (min)	Peak Area
Methanol	-----	0.975	16.549
Acetaldehyde	-----	1.077	4.552
>Ethanol	0.0636	1.223	35.853
Isopropanol	-----	1.492	65.506
Acetone	-----	1.803	7.722
n-Propanol	-----	2.013	155.964

Table 2: FID 2 B (column DB-ALC2)

Compound	Time (min)	Peak Area
Acetaldehyde	0.971	4.837
Methanol	1.047	16.973
Ethanol	1.325	36.733
Acetone	1.482	7.744
Isopropanol	1.567	67.709
n-Propanol	2.342	160.239

# Scottsdale Police Department Crime Lab Volatiles Analysis

<b>Sample:</b> 0.400 Lipomed 05012012-C	<b>Item number:</b>
<b>Injection date:</b> 12/13/2016 5:00:58 PM	<b>Vial:</b> 7
<b>Method:</b> ethanol quant.M	<b>Sequence:</b> 13Dec16
<b>Instrument:</b> US14173023 CN14160045	<b>Analyst:</b> Langan <i>ML</i>
<b>Data file:</b> C:\Chem32\1\Data\13Dec16\7.D	

Dissemination is restricted to Criminal Justice Agencies only. Any further dissemination to unauthorized agencies is PROHIBITED. Scottsdale City Prosecutor

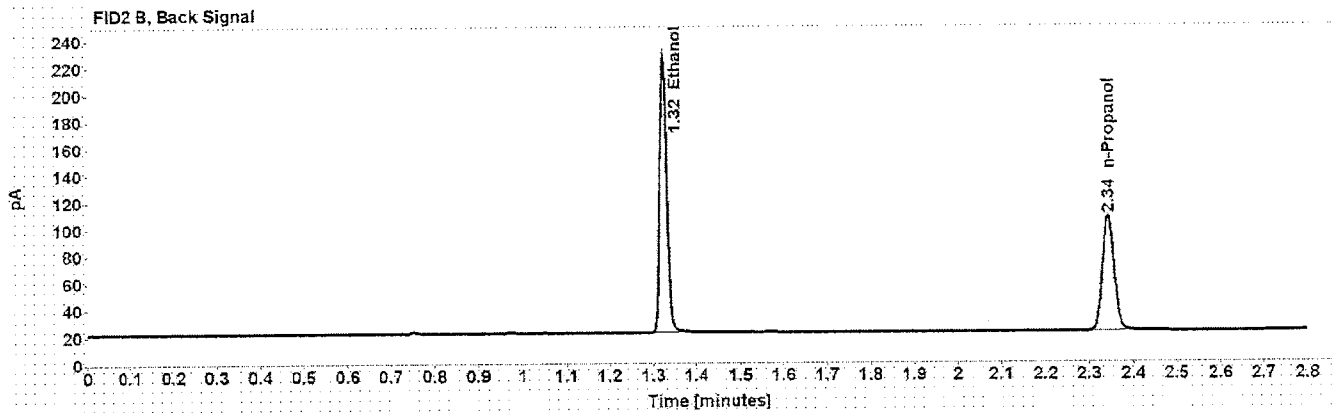
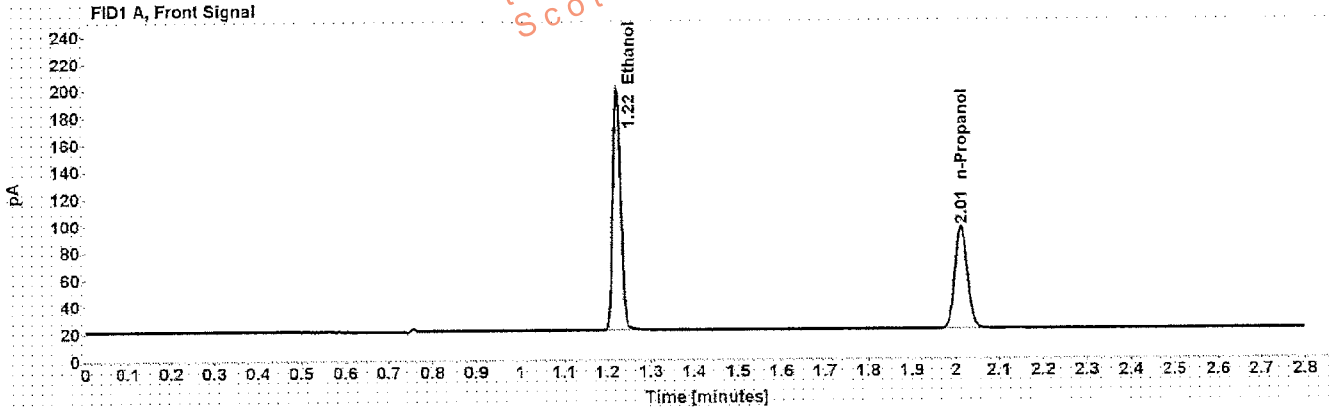


Table 1: FID 1 A (column DB-ALC1)

Compound	Amount (g/100mL)	Time (min)	Peak Area
>Ethanol	0.4006	1.222	227.690
n-Propanol	-----	2.013	154.865

Table 2: FID 2 B (column DB-ALC2)

Compound	Time (min)	Peak Area
Ethanol	1.324	234.959
n-Propanol	2.342	158.975

# Scottsdale Police Department Crime Lab Volatiles Analysis

<b>Sample:</b> 0.040 Lipomed 09022015-A	<b>Item number:</b>
<b>Injection date:</b> 12/13/2016 5:04:58 PM	<b>Vial:</b> 8
<b>Method:</b> ethanol quant.M	<b>Sequence:</b> 13Dec16
<b>Instrument:</b> US14173023 CN14160045	<b>Analyst:</b> Langan <i>ML</i>
<b>Data file:</b> C:\Chem32\11\Data\13Dec16\8.D	

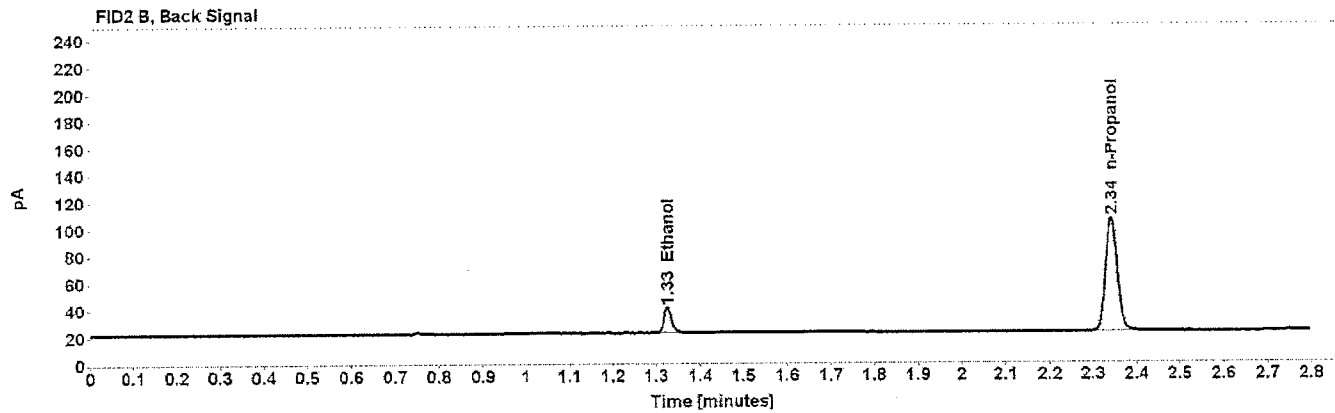
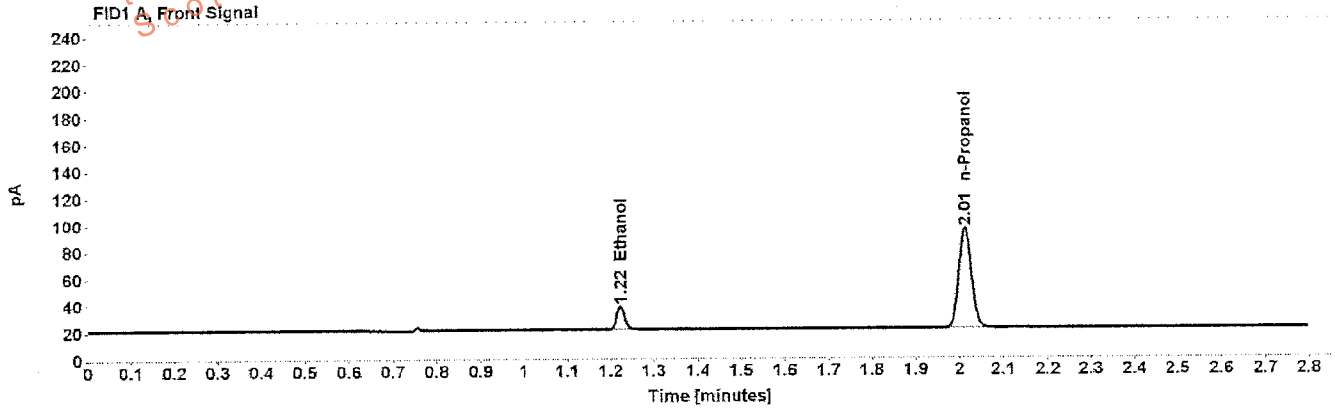


Table 1: FID 1 A (column DB-ALC1)

Compound	Amount (g/100mL)	Time (min)	Peak Area
>Ethanol	0.0401	1.223	21.925
n-Propanol	-----	2.012	152.845

Table 2: FID 2 B (column DB-ALC2)

Compound	Time (min)	Peak Area
Ethanol	1.325	22.257
n-Propanol	2.342	157.007

# Scottsdale Police Department Crime Lab Volatiles Analysis

<b>Sample:</b> 0.20 ACQ 402101060/6	<b>Item number:</b>
<b>Injection date:</b> 12/13/2016 5:08:58 PM	<b>Vial:</b> 9
<b>Method:</b> ethanol quant.M	<b>Sequence:</b> 13Dec16
<b>Instrument:</b> US14173023-CN14160045	<b>Analyst:</b> Langan <i>ML</i>
<b>Data file:</b> C:\Chem32\11Data\13Dec16\9.D	

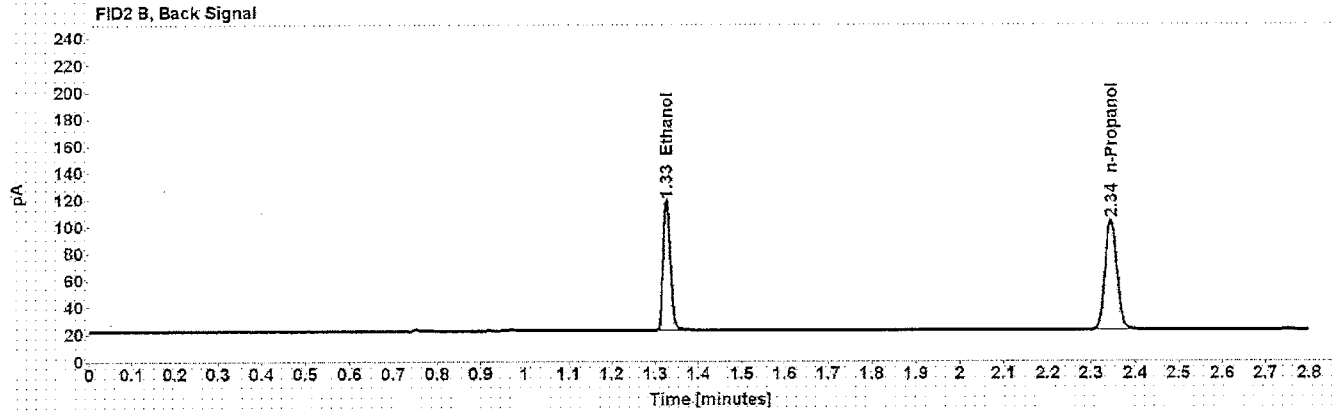
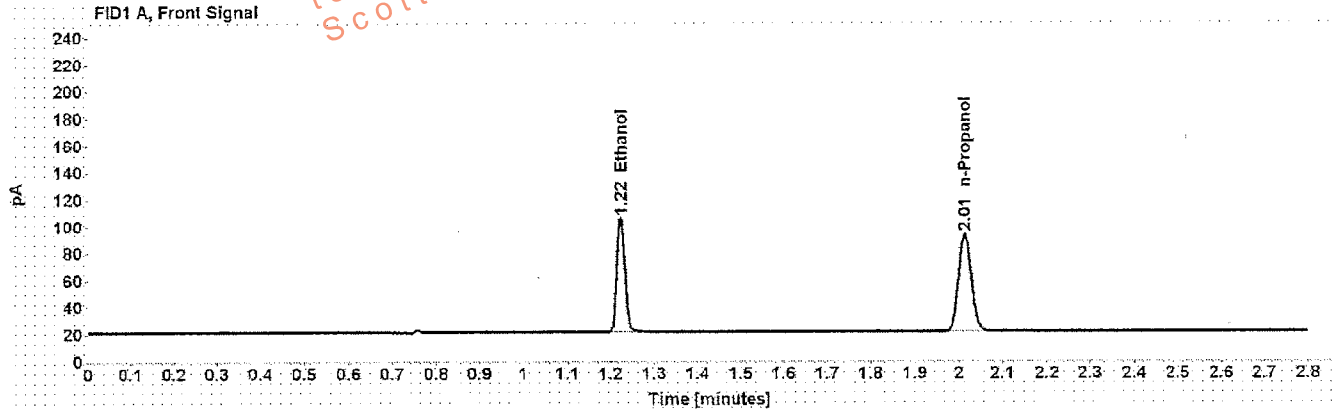


Table 1: FID 1 A (column DB-ALC1)

Compound	Amount (g/100mL)	Time (min)	Peak Area
>Ethanol	0.2009	1.224	108.886
n-Propanol	-----	2.014	148.117

Table 2: FID 2 B (column DB-ALC2)

Compound	Time (min)	Peak Area
Ethanol	1.326	112.166
n-Propanol	2.344	152.064

# Scottsdale Police Department Crime Lab Volatiles Analysis

<b>Sample:</b> 0.080 Lipomed 28082014-B	<b>Item number:</b>
<b>Injection date:</b> 12/13/2016 5:53:28 PM	<b>Vial:</b> 20
<b>Method:</b> ethanol quant.M	<b>Sequence:</b> 13Dec16
<b>Instrument:</b> US14173023 CN14160045	<b>Analyst:</b> Langan <i>ML</i>
<b>Data file:</b> C:\Chem32\1\Data\13Dec16\20.D	

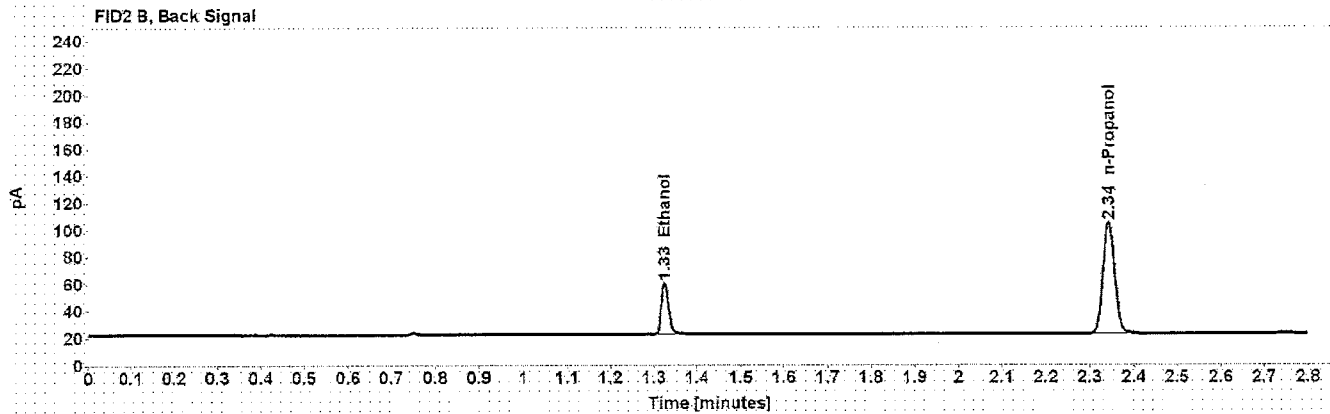
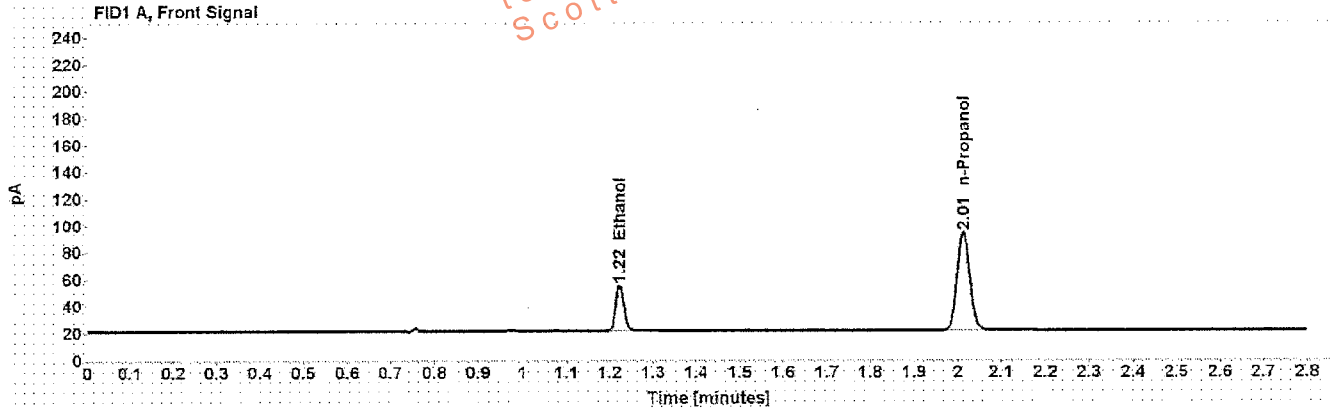


Table 1: FID 1 A (column DB-ALC1)

Compound	Amount (g/100mL)	Time (min)	Peak Area
>Ethanol	0.0801	1.223	43.472
n-Propanol	-----	2.013	149.579

Table 2: FID 2 B (column DB-ALC2)

Compound	Time (min)	Peak Area
Ethanol	1.325	44.612
n-Propanol	2.343	153.903

# Scottsdale Police Department Crime Lab Volatiles Analysis

<b>Sample:</b> 0.150 Lipomed 11012012-C	<b>Item number:</b>
<b>Injection date:</b> 12/13/2016 6:37:58 PM	<b>Vial:</b> 31
<b>Method:</b> ethanol quant.M	<b>Sequence:</b> 13Dec16
<b>Instrument:</b> US14173023 CN14160045	<b>Analyst:</b> Langan <i>ML</i>
<b>Data file:</b> C:\Chem3211\Data\13Dec16\31.D	

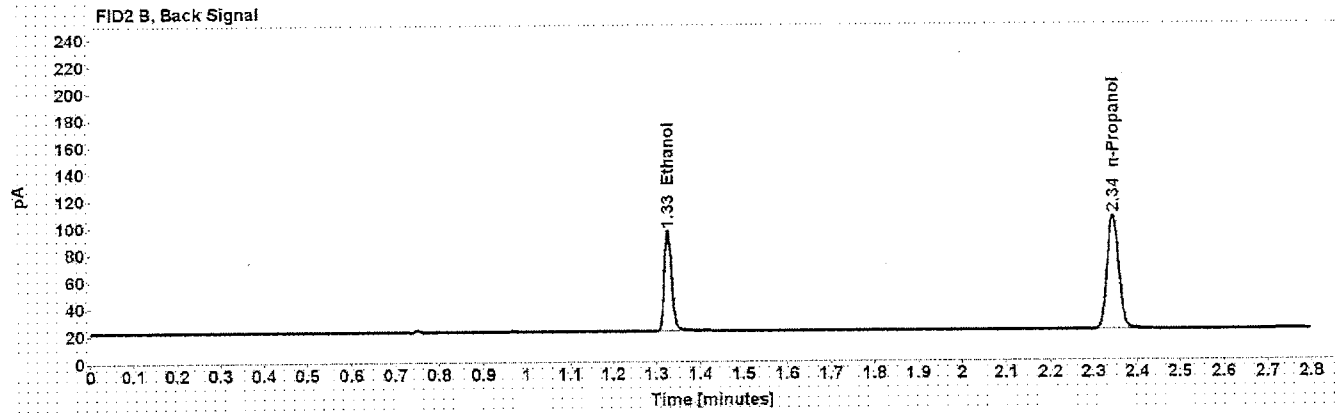
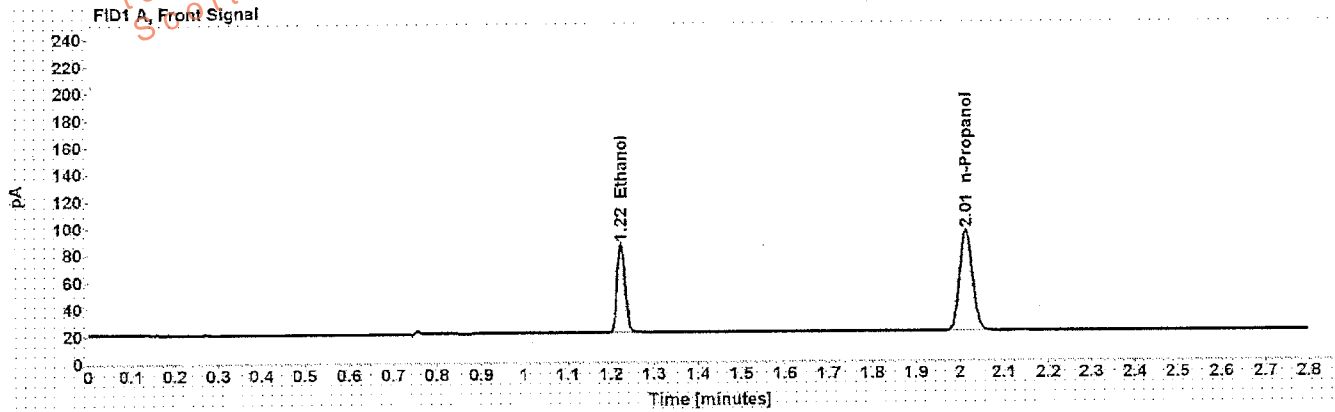


Table 1: FID 1 A (column DB-ALC1)

Compound	Amount (g/100mL)	Time (min)	Peak Area
>Ethanol	0.1504	1.223	84.113
n-Propanol	-----	2.014	153.086

Table 2: FID 2 B (column DB-ALC2)

Compound	Time (min)	Peak Area
Ethanol	1.326	86.545
n-Propanol	2.344	157.605



# Scottsdale Police Department Crime Lab Volatiles Analysis

<b>Sample:</b> 0.20 ACQ 402101060/6	<b>Item number:</b>
<b>Injection date:</b> 12/13/2016 7:22:12 PM	<b>Vial:</b> 42
<b>Method:</b> ethanol quant.M	<b>Sequence:</b> 13Dec16
<b>Instrument:</b> US14173023-CN14160045	<b>Analyst:</b> Langan <i>ML</i>
<b>Data file:</b> C:\Chem32\11\Data\13Dec16\42.D	

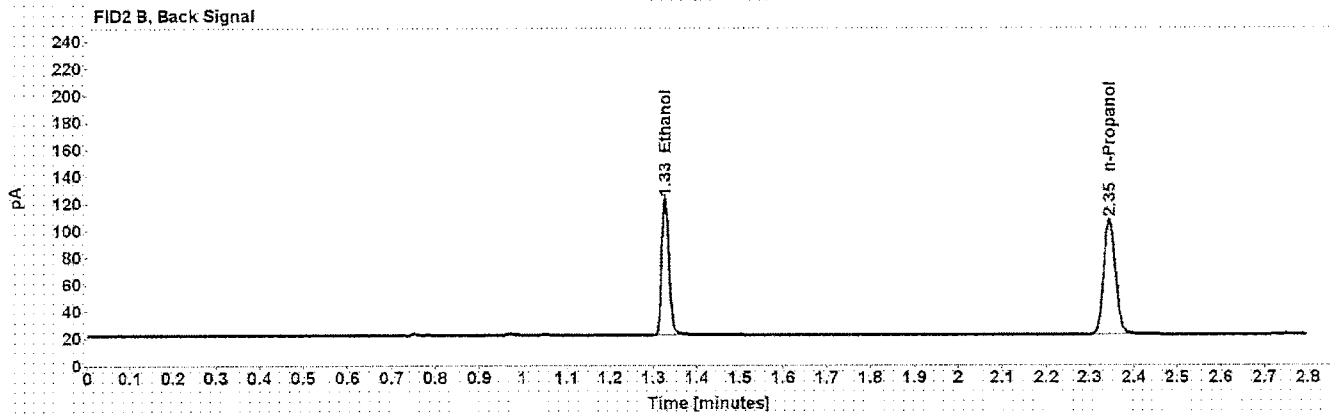
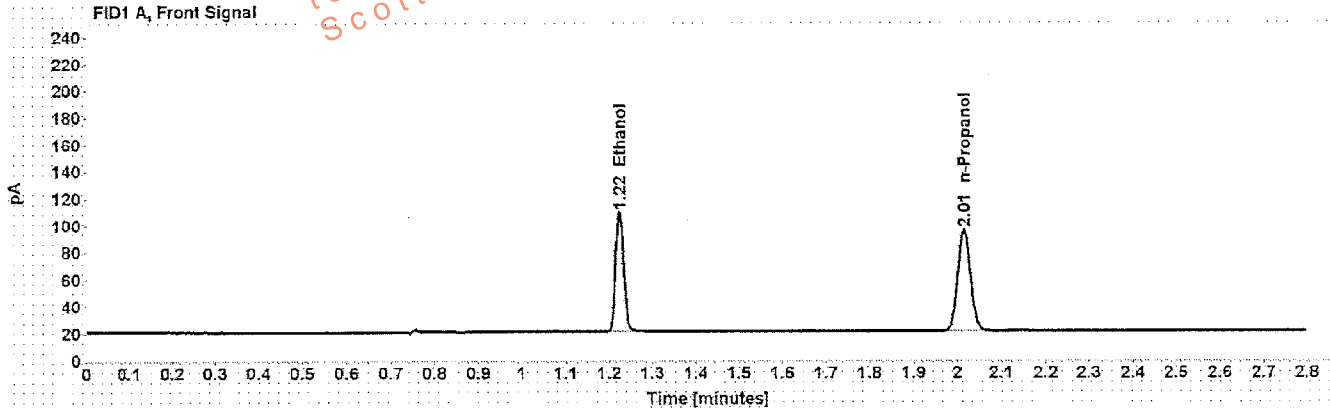


Table 1: FID 1 A (column DB-ALC1)

Compound	Amount (g/100mL)	Time (min)	Peak Area
>Ethanol	0.2020	1.224	113.925
n-Propanol	-----	2.015	154.123

Table 2: FID 2 B (column DB-ALC2)

Compound	Time (min)	Peak Area
Ethanol	1.327	117.398
n-Propanol	2.345	158.504

# Scottsdale Police Department Crime Lab Volatiles Analysis

<b>Sample:</b> 0.080 Lipomed 28082014-B	<b>Item number:</b>
<b>Injection date:</b> 12/13/2016 8:06:43 PM	<b>Vial:</b> 53
<b>Method:</b> ethanol quant.M	<b>Sequence:</b> 13Dec16
<b>Instrument:</b> US14173023 CN14160045	<b>Analyst:</b> Langan <i>ML</i>
<b>Data file:</b> C:\Chem32\1\Data\13Dec16\53.D	

Dissemination is restricted to Criminal Justice Agencies and authorized agencies only. Dissemination to unauthorized agencies is PROHIBITED. Scottsdale City Prosecutor

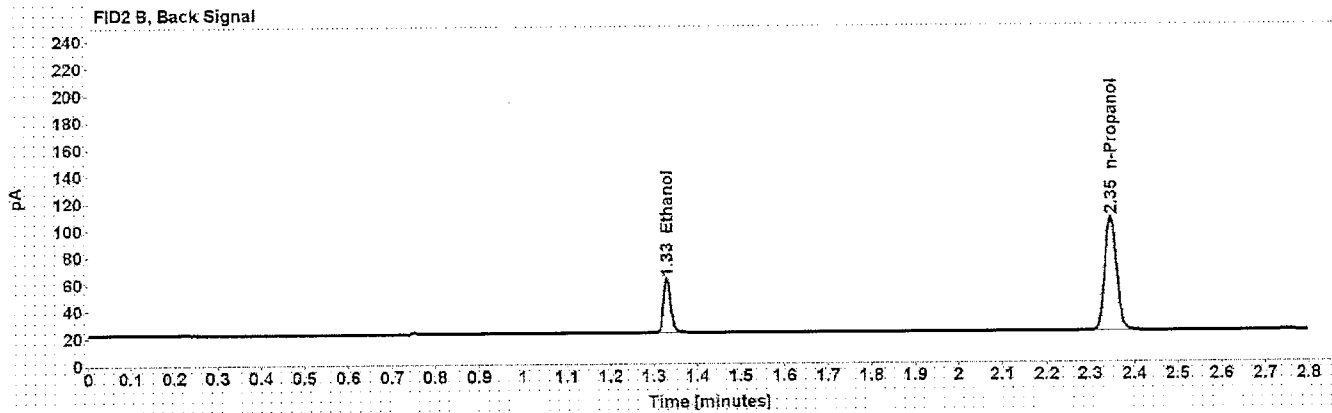
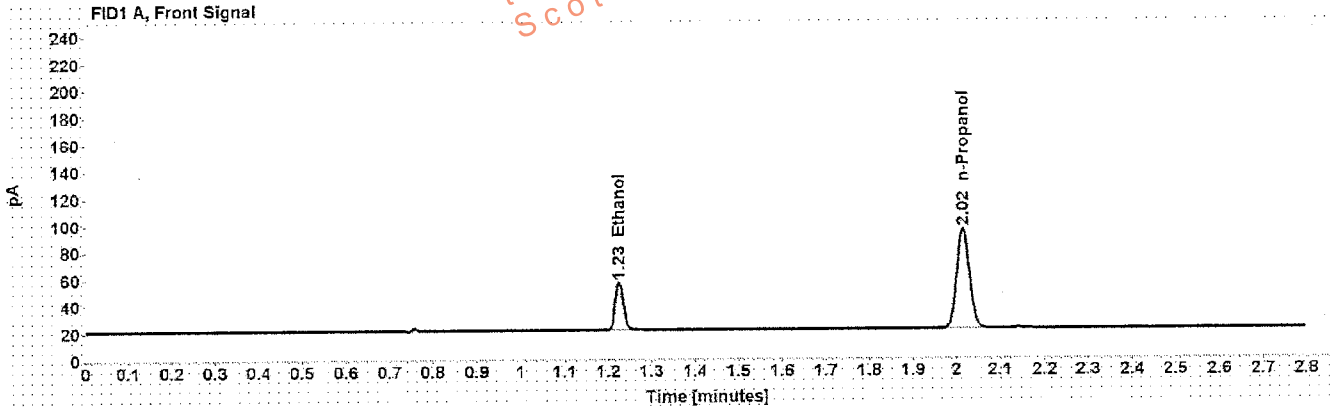


Table 1: FID 1 A (column DB-ALC1)

Compound	Amount (g/100mL)	Time (min)	Peak Area
>Ethanol	0.0823	1.225	45.645
n-Propanol	-----	2.015	152.672

Table 2: FID 2 B (column DB-ALC2)

Compound	Time (min)	Peak Area
Ethanol	1.329	46.900
n-Propanol	2.346	156.962

# Scottsdale Police Department Crime Lab Volatiles Analysis

Sample: 0.150 Lipomed 11012012-C	Item number:
Injection date: 12/13/2016 8:51:13 PM	Vial: 64
Method: ethanol quant.M	Sequence: 13Dec16
Instrument: US14173023 CN14160045	Analyst: Langan <i>AL</i>
Data file: C:\Chem3211\Data\13Dec16\64.D	

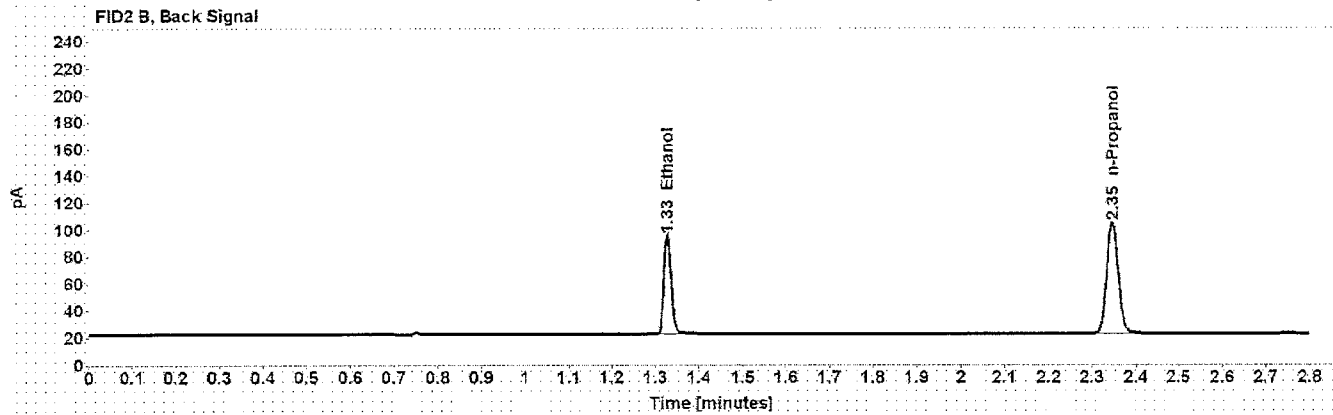
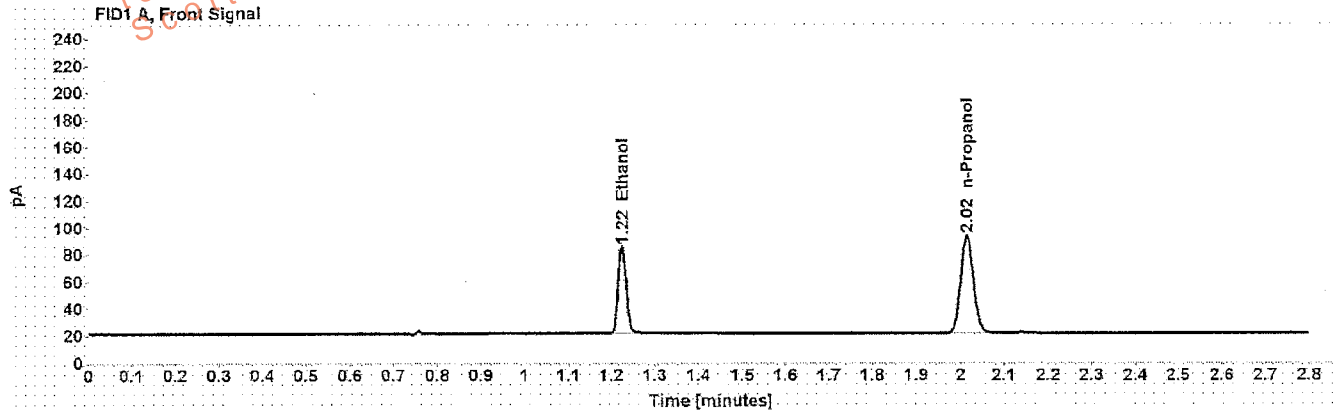


Table 1: FID 1 A (column DB-ALC1)

Compound	Amount (g/100mL)	Time (min)	Peak Area
>Ethanol	0.1518	1.225	82.454
n-Propanol	-----	2.015	148.658

Table 2: FID 2 B (column DB-ALC2)

Compound	Time (min)	Peak Area
Ethanol	1.328	85.018
n-Propanol	2.346	153.253

# Scottsdale Police Department Crime Lab Volatiles Analysis

<b>Sample:</b> 0.40 Lipomed 05012012-C	<b>Item number:</b>
<b>Injection date:</b> 12/13/2016 9:11:27 PM	<b>Vial:</b> 69
<b>Method:</b> ethanol quant.M	<b>Sequence:</b> 13Dec16
<b>Instrument:</b> US14173023 CN14160045	<b>Analyst:</b> Langan <i>ML</i>
<b>Data file:</b> C:\Chem32\11\Data\13Dec16\69.D	

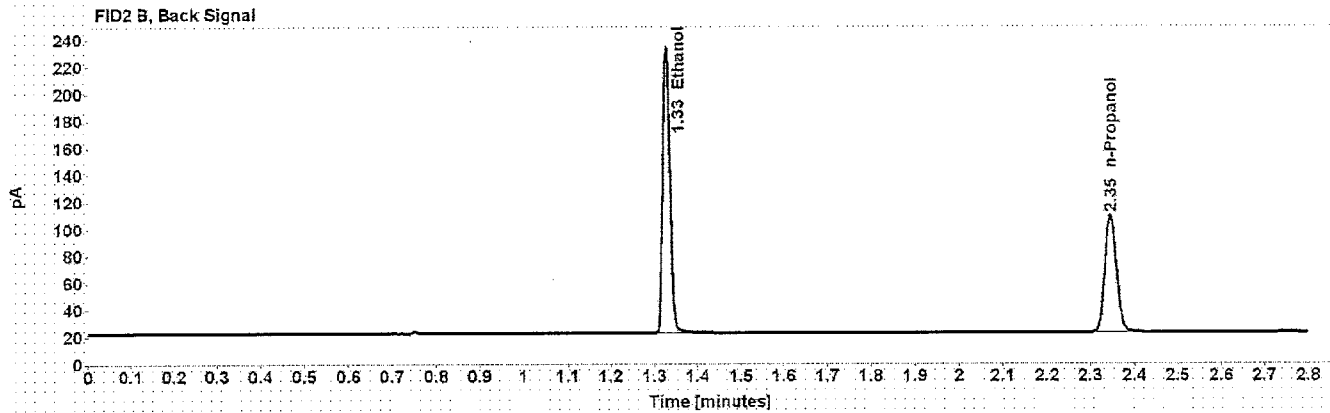
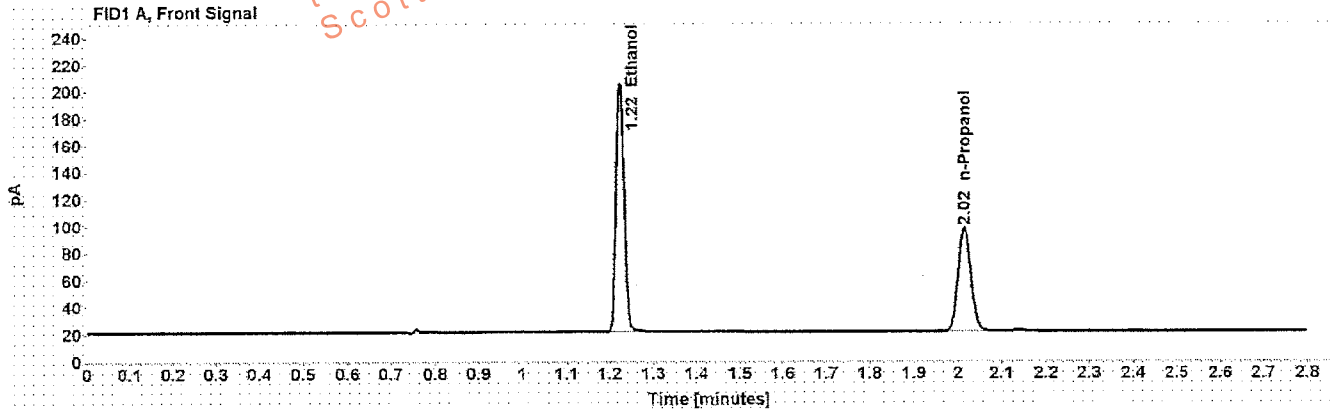


Table 1: FID 1 A (column DB-ALC1)

Compound	Amount (g/100mL)	Time (min)	Peak Area
>Ethanol	0.4095	1.224	235.758
n-Propanol	-----	2.015	156.866

Table 2: FID 2 B (column DB-ALC2)

Compound	Time (min)	Peak Area
Ethanol	1.327	244.601
n-Propanol	2.346	161.663

# Scottsdale Police Department Crime Lab Volatiles Analysis

Sample: 0.04 Lipomed 09022015-A	Item number:
Injection date: 12/13/2016 9:15:28 PM	Vial: 70
Method: ethanol quant.M	Sequence: 13Dec16
Instrument: US14173023 CN14160045	Analyst: Langan <i>ML</i>
Data file: C:\Chem32\1\Data\13Dec16\70.D	

Dissemination is restricted to Criminal Justice Agencies and authorized agencies only. Dissemination to unauthorized agencies is PROHIBITED. Scottsdale City Prosecutor

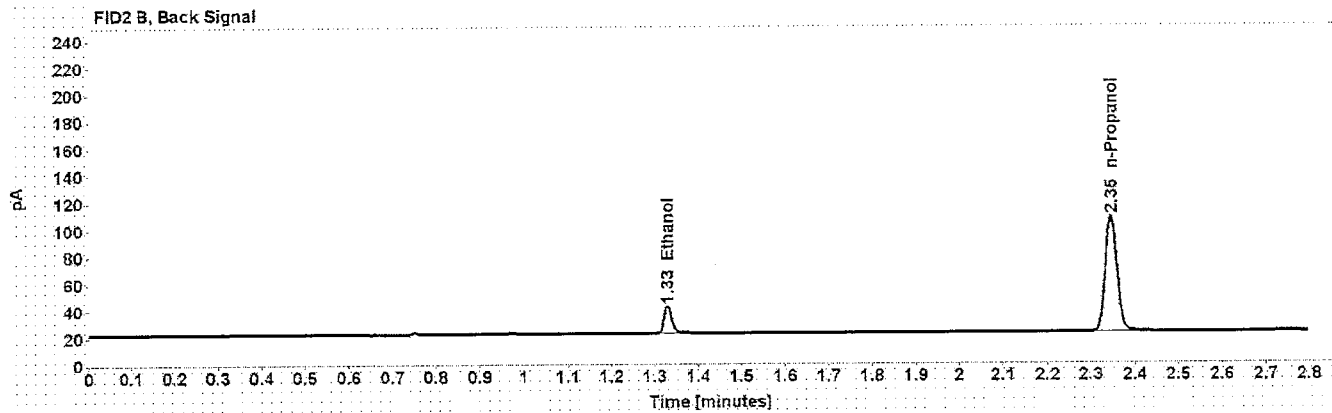
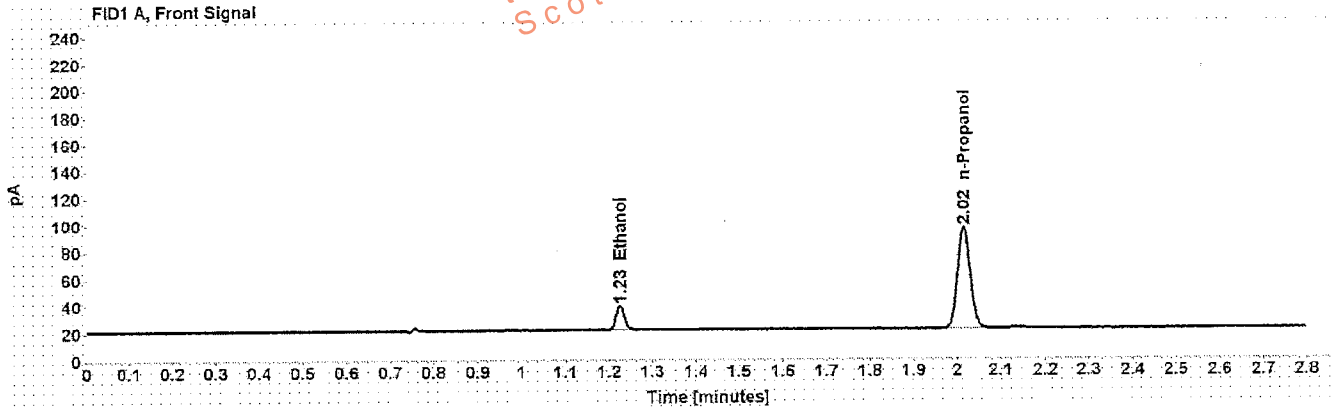


Table 1: FID 1 A (column DB-ALC1)

Compound	Amount (g/100mL)	Time (min)	Peak Area
>Ethanol	0.0419	1.226	23.191
n-Propanol	-----	2.015	154.508

Table 2: FID 2 B (column DB-ALC2)

Compound	Time (min)	Peak Area
Ethanol	1.329	23.650
n-Propanol	2.346	159.132

# Scottsdale Police Department Crime Lab Volatiles Analysis

<b>Sample:</b> 0.20 ACQ 402101060/6	<b>Item number:</b>
<b>Injection date:</b> 12/13/2016 9:19:28 PM	<b>Vial:</b> 71
<b>Method:</b> ethanol quant.M	<b>Sequence:</b> 13Dec16
<b>Instrument:</b> US14173023 CN14160045	<b>Analyst:</b> Langan <i>AL</i>
<b>Data file:</b> C:\Chem3211\Data\13Dec16\71.D	

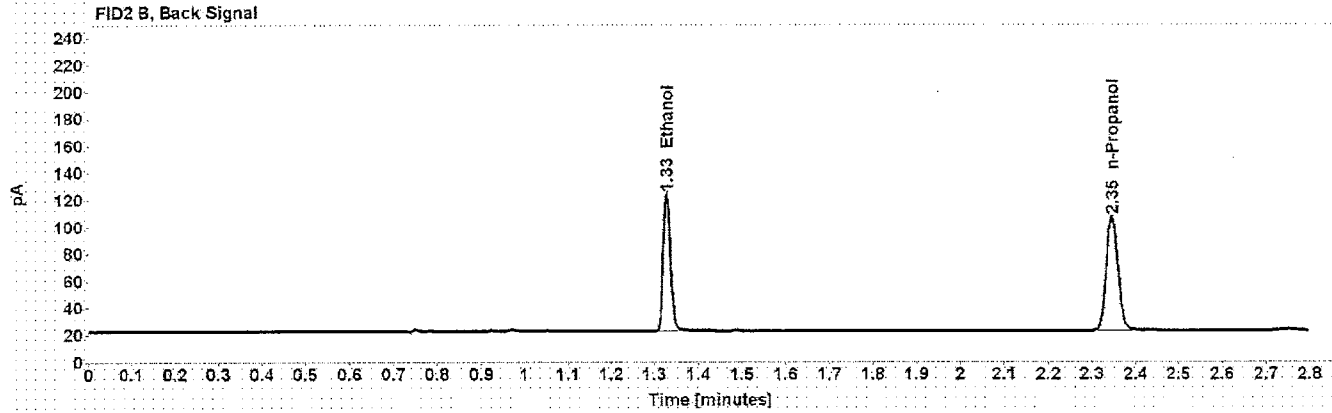
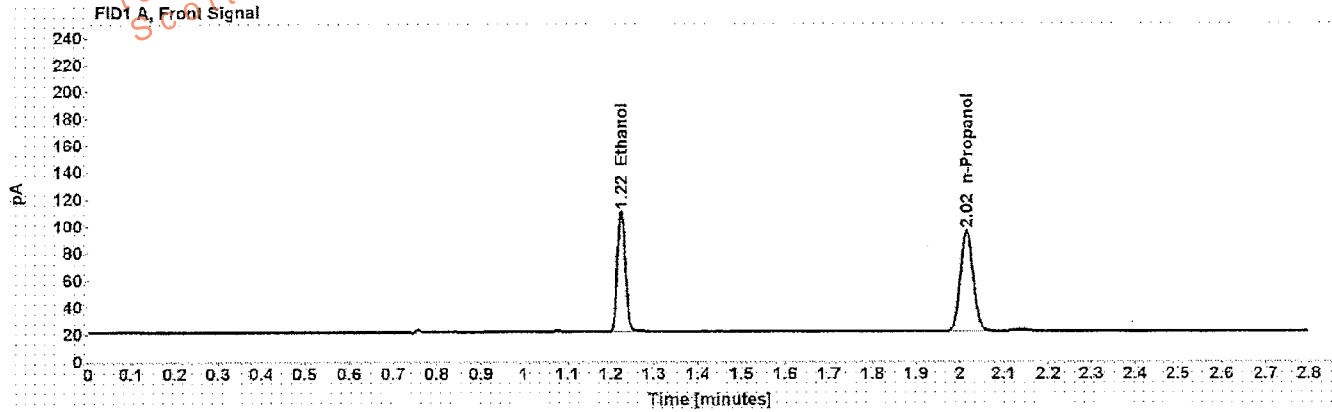


Table 1: FID 1 A (column DB-ALC1)

Compound	Amount (g/100mL)	Time (min)	Peak Area
>Ethanol	0.2045	1.225	114.410
n-Propanol	-----	2.015	152.863

Table 2: FID 2 B (column DB-ALC2)

Compound	Time (min)	Peak Area
Ethanol	1.328	117.772
n-Propanol	2.346	157.857

# Scottsdale Police Department Crime Lab Volatiles Analysis

<b>Sample:</b> blank 090816	<b>Item number:</b> 72
<b>Injection date:</b> 12/13/2016 9:23:28 PM	<b>Vial:</b> 72
<b>Method:</b> ethanol quant.M	<b>Sequence:</b> 13Dec16
<b>Instrument:</b> US14173023-CN14160045	<b>Analyst:</b> Langan <i>AL</i>
<b>Data file:</b> C:\Chem32\11Data\13Dec16\72.D	

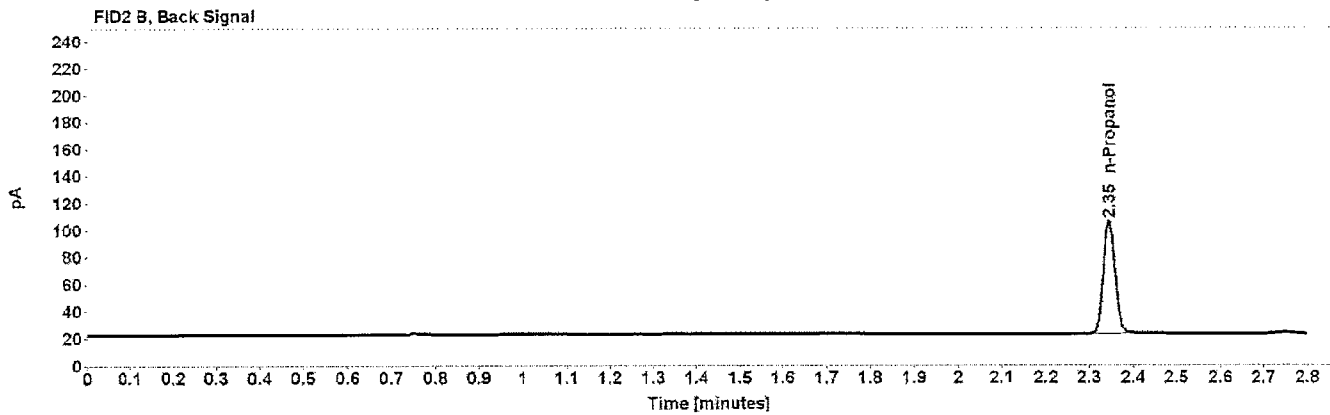
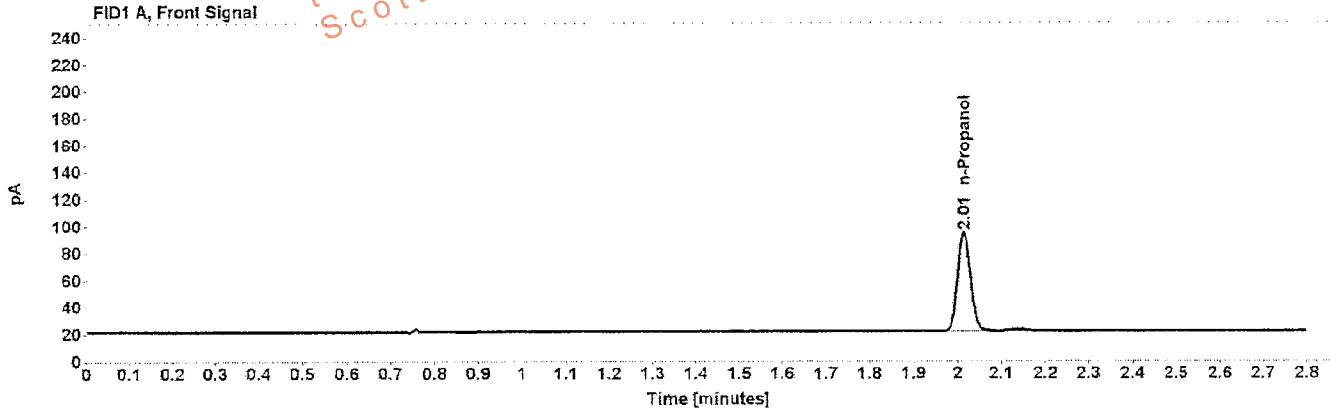


Table 1: FID 1 A (column DB-ALC1)

Compound	Amount (g/100mL)	Time (min)	Peak Area
n-Propanol	-----	2.015	150.497

Table 2: FID 2 B (column DB-ALC2)

Compound	Time (min)	Peak Area
n-Propanol	2.345	155.341

## Scottsdale Police Department Crime Lab Volatiles Analysis

Sample: [REDACTED]	Item number: 1092866
Injection date: 12/13/2016 5:12:58 PM	Vial: 110
Method: ethanol quant.M	Sequence: 13Dec16
Instrument: US14173023 CN14160045	Analyst: Langan
Data file: C:\Chem32\1\Data\13Dec16\110.D	

Dissemination is restricted to Criminal Justice Agencies and authorized Non-C.J. Agencies ONLY. Secondary dissemination to unauthorized agencies is PROHIBITED.  
Scottsdale City Prosecutor

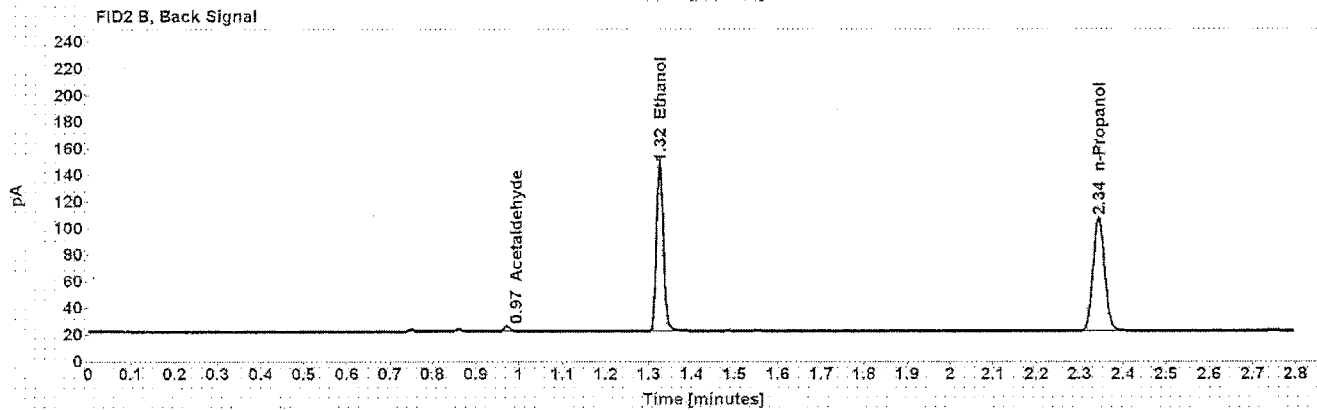
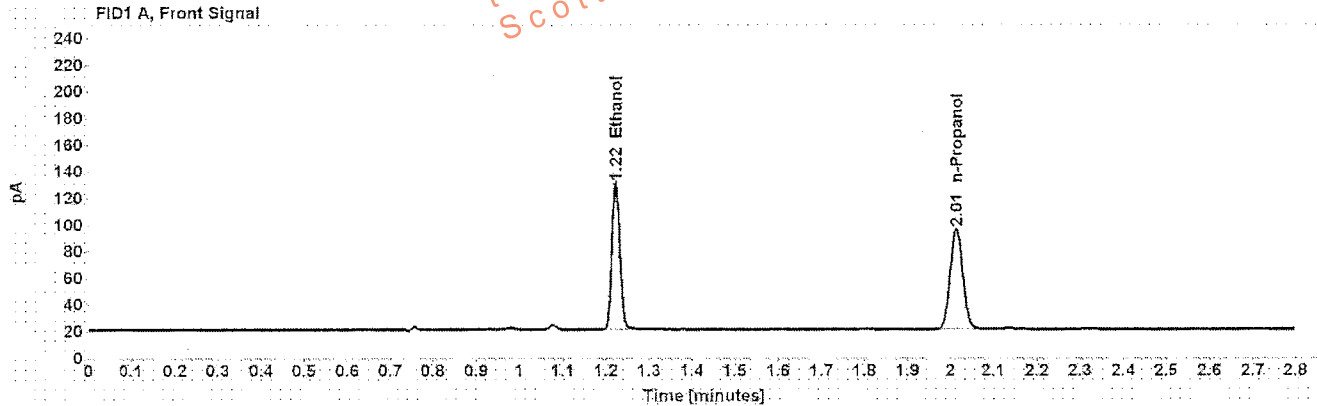


Table 1: FID 1 A (column DB-ALC1)

Compound	Amount (g/100mL)	Time (min)	Peak Area
>Ethanol	0.2495	1.223	141.292
n-Propanol	-----	2.013	154.579

Table 2: FID 2 B (column DB-ALC2)

Compound	Time (min)	Peak Area
Acetaldehyde	0.971	4.027
Ethanol	1.325	145.618
n-Propanol	2.343	158.780



## Scottsdale Police Department Crime Lab Volatiles Analysis

Sample: [REDACTED]	Item number: 1092866
Injection date: 12/13/2016 5:16:58 PM	Vial: 11
Method: ethanol.quant.M	Sequence: 13Dec16
Instrument: US14173023 CN14160045	Analyst: Langan
Data file: C:\Chem3211\Data\13Dec16\11.D	

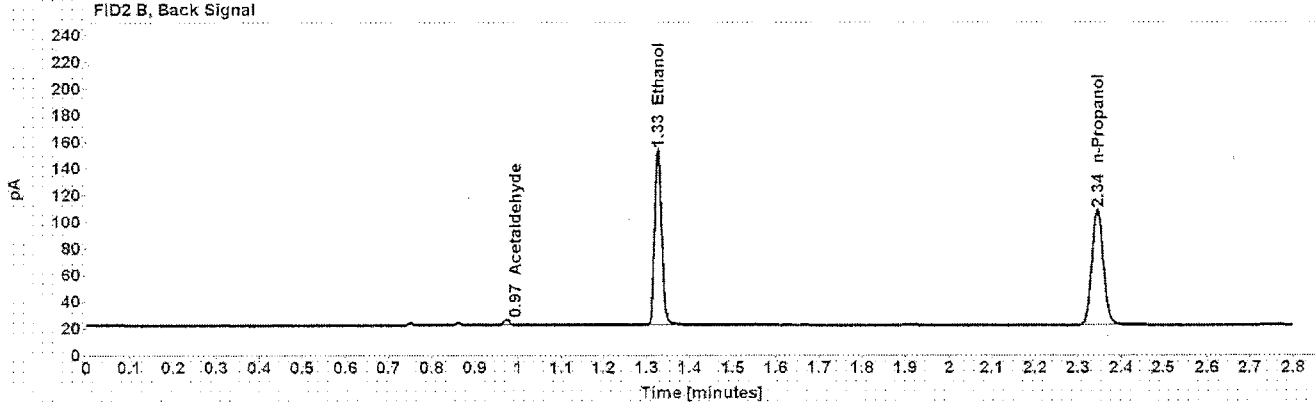
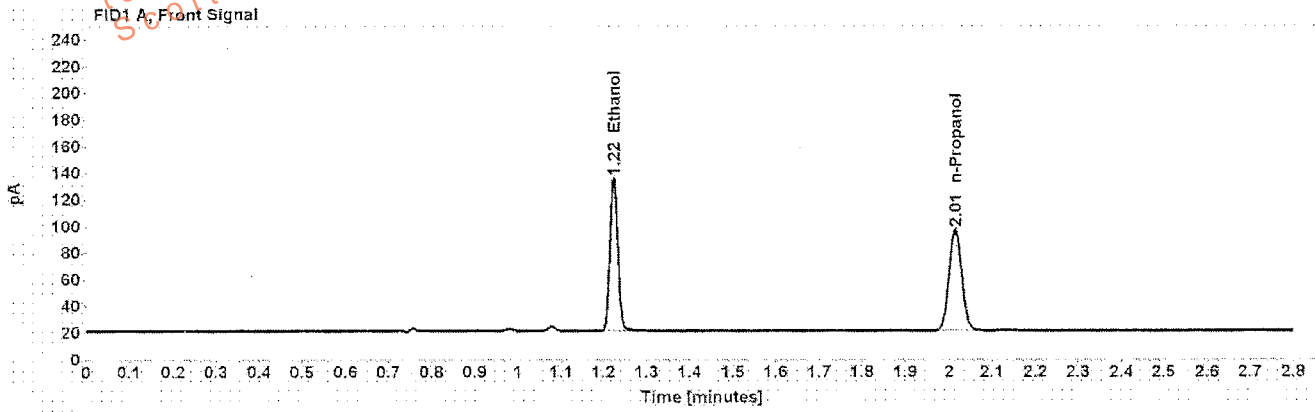


Table 1: FID 1 A (column DB-ALC1)

Compound	Amount (g/100mL)	Time (min)	Peak Area
>Ethanol	0.2568	1.224	147.390
n-Propanol	-----	2.014	156.644

Table 2: FID 2 B (column DB-ALC2)

Compound	Time (min)	Peak Area
Acetaldehyde	0.972	3.917
Ethanol	1.326	152.234
n-Propanol	2.345	160.937

## Scottsdale Police Department Crime Lab Volatiles Analysis

Sample: [REDACTED]	Item number: 1098387
Injection date: 12/13/2016 5:20:57 PM	Vial: 12
Method: ethanol quant.M	Sequence: 13Dec16
Instrument: US14173023 CN14160045	Analyst: Langan
Data file: C:\Chem321\13Dec16\12.D	

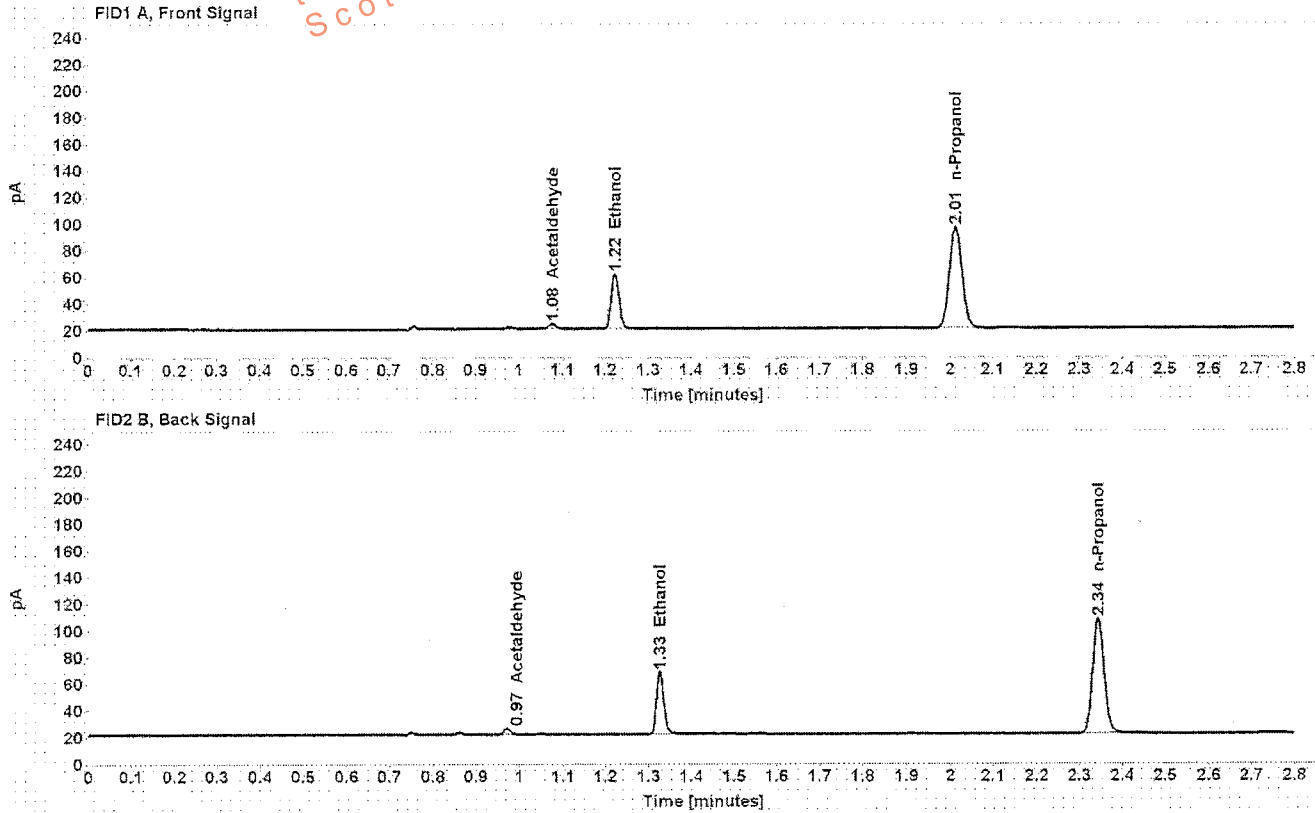


Table 1: FID 1 A (column DB-ALC1)

Compound	Amount (g/100mL)	Time (min)	Peak Area
Acetaldehyde	-----	1.077	4.010
>Ethanol	0.0941	1.224	53.256
n-Propanol	-----	2.014	155.675

Table 2: FID 2 B (column DB-ALC2)

Compound	Time (min)	Peak Area
Acetaldehyde	0.971	4.335
Ethanol	1.326	54.633
n-Propanol	2.344	160.081

## Scottsdale Police Department Crime Lab Volatiles Analysis

Sample: [REDACTED]	Item number: 1098387
Injection date: 12/13/2016 5:25:13 PM	Vial: 13
Method: ethanol quant.M	Sequence: 13Dec16
Instrument: US14173023 CN14160045	Analyst: Langan
Data file: C:\Chem3211\Data\13Dec16\13.D	

Dissemination is restricted to Criminal Justice Agencies and authorized Non-C.J. Agencies ONLY. Secondary dissemination to unauthorized agencies is PROHIBITED.  
 Scottsdale City Prosecutor

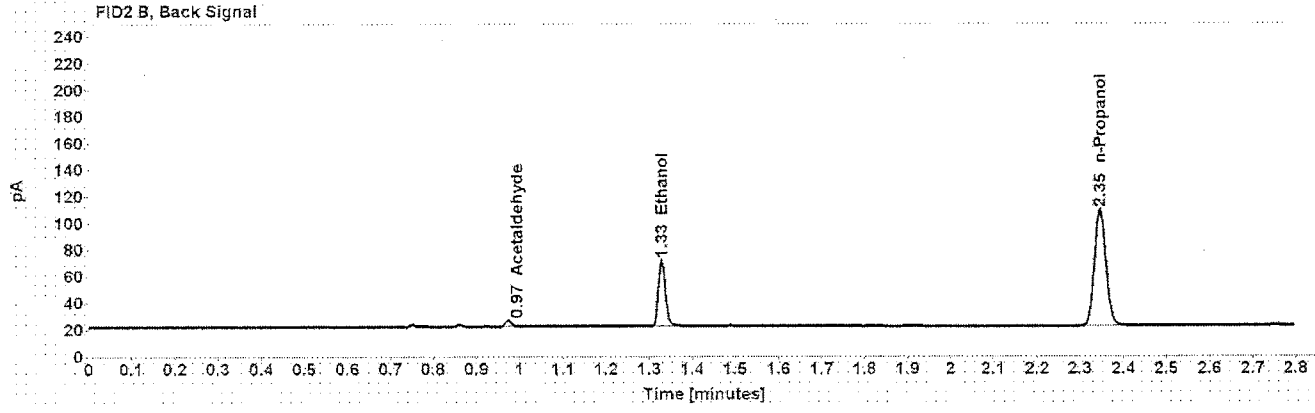
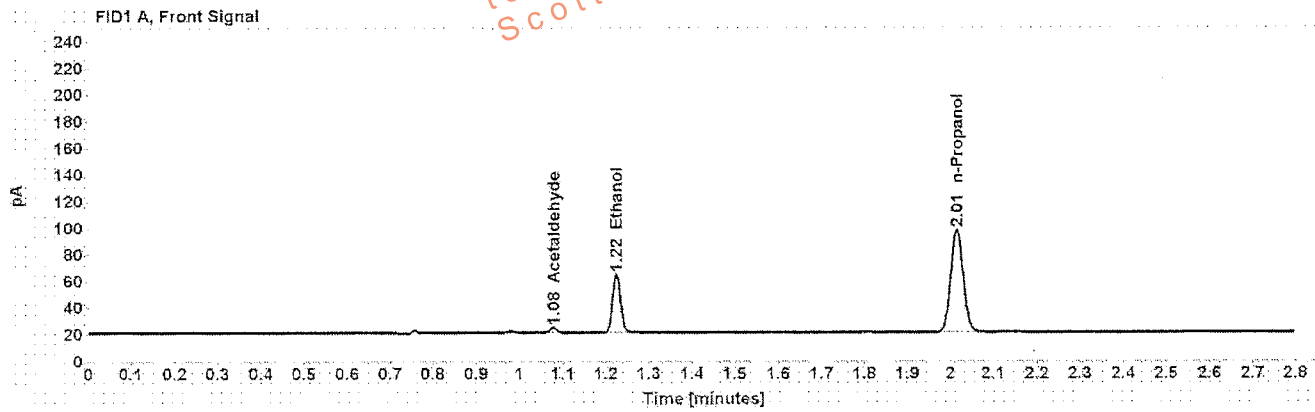


Table 1: FID 1 A (column DB-ALC1)

Compound	Amount (g/100mL)	Time (min)	Peak Area
Acetaldehyde	-----	1.078	3.934
>Ethanol	0.0972	1.225	55.970
n-Propanol	-----	2.015	158.255

Table 2: FID 2 B (column DB-ALC2)

Compound	Time (min)	Peak Area
Acetaldehyde	0.973	4.306
Ethanol	1.328	57.490
n-Propanol	2.346	162.658

## Scottsdale Police Department Crime Lab Volatiles Analysis

<b>Sample:</b> [REDACTED]	<b>Item number:</b> 1097546
<b>Injection date:</b> 12/13/2016 5:29:13 PM	<b>Vial:</b> 14
<b>Method:</b> ethanol quant.M	<b>Sequence:</b> 13Dec16
<b>Instrument:</b> US14173023 CN14160045	<b>Analyst:</b> Langan
<b>Data file:</b> C:\Chem32\11Data\13Dec16\14.D	

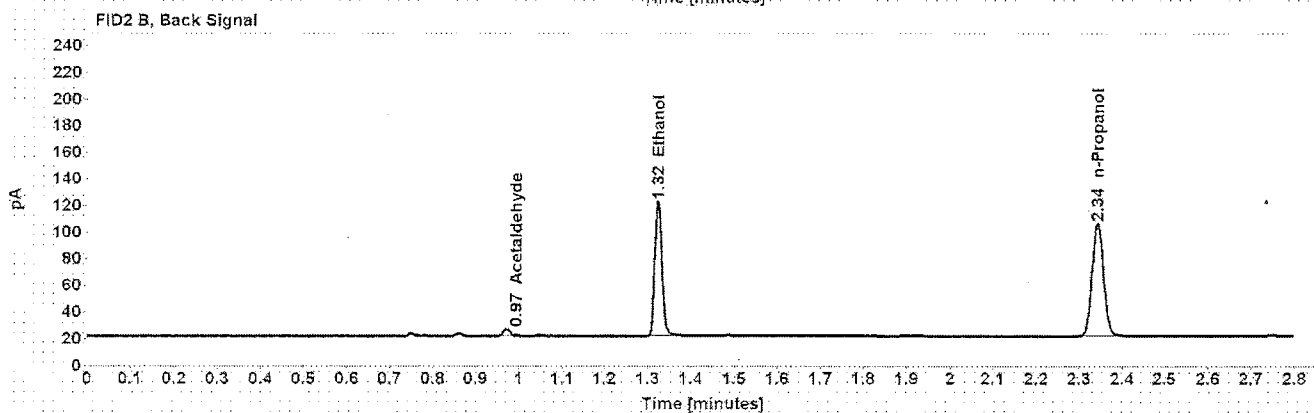
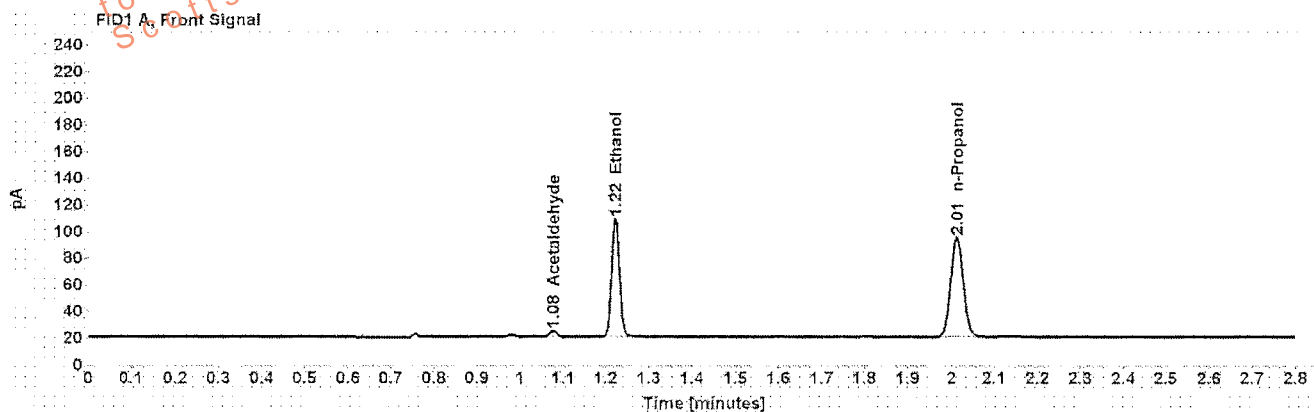


Table 1: FID 1 A (column DB-ALC1)

Compound	Amount (g/100mL)	Time (min)	Peak Area
Acetaldehyde	-----	1.077	4.834
>Ethanol	0.2023	1.222	113.485
n-Propanol	-----	2.013	153.243

Table 2: FID 2 B (column DB-ALC2)

Compound	Time (min)	Peak Area
Acetaldehyde	0.970	5.185
Ethanol	1.324	116.987
n-Propanol	2.343	157.506

## Scottsdale Police Department Crime Lab Volatiles Analysis

<b>Sample:</b> [REDACTED]	<b>Item number:</b> 1097546
<b>Injection date:</b> 12/13/2016 5:33:12 PM	<b>Vial:</b> 15
<b>Method:</b> ethanol quant.M	<b>Sequence:</b> 13Dec16
<b>Instrument:</b> US14173023 CN14160045	<b>Analyst:</b> Langan
<b>Data file:</b> C:\Chem32\1\Data\13Dec16\15.D	

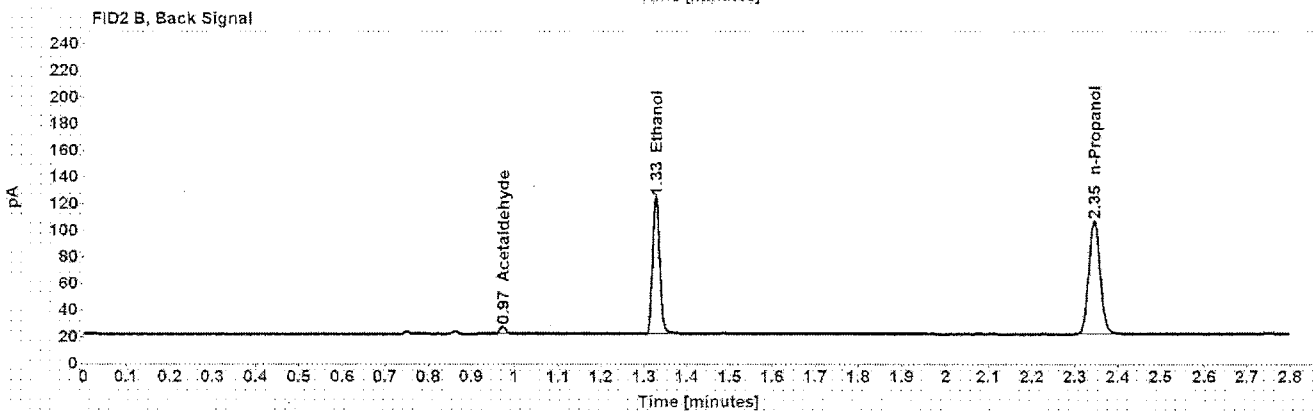
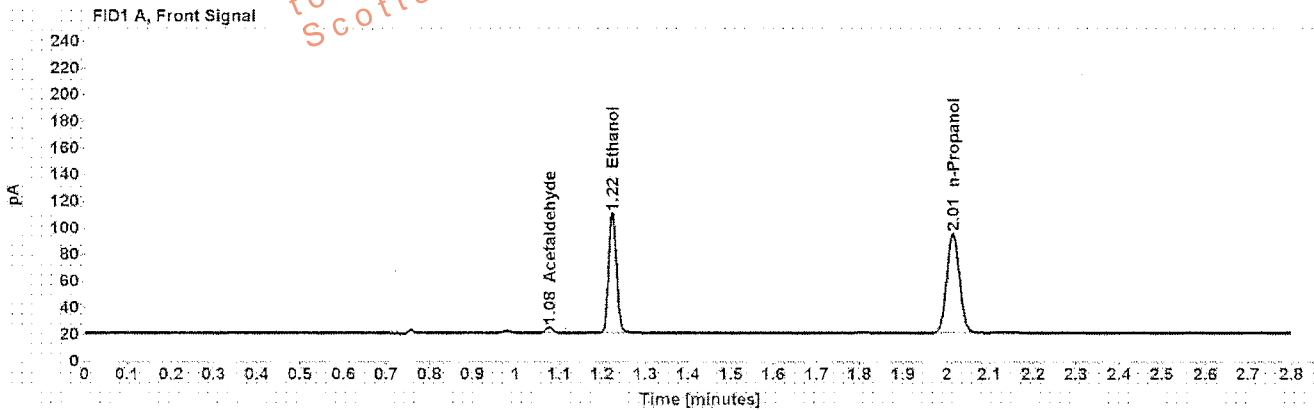


Table 1: FID 1 A (column DB-ALC1)

Compound	Amount (g/100mL)	Time (min)	Peak Area
Acetaldehyde	-----	1.078	4.714
>Ethanol	0.2059	1.224	115.659
n-Propanol	-----	2.015	153.438

Table 2: FID 2 B (column DB-ALC2)

Compound	Time (min)	Peak Area
Acetaldehyde	0.972	5.092
Ethanol	1.327	119.148
n-Propanol	2.345	157.902

## Scottsdale Police Department Crime Lab Volatiles Analysis

Sample:	[REDACTED]	Item number:	285-01A
Injection date:	12/13/2016 5:37:13 PM	Vial:	16
Method:	ethanol quant.M	Sequence:	13Dec16
Instrument:	US14173023 CN14160045	Analyst:	Langan
Data file:	C:\Chem32\1\Data\13Dec16\16.D		

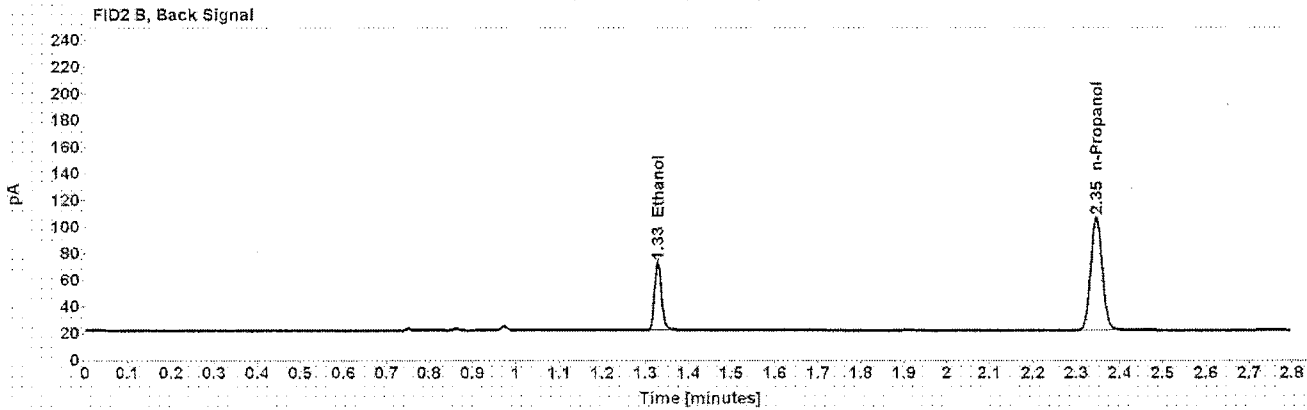
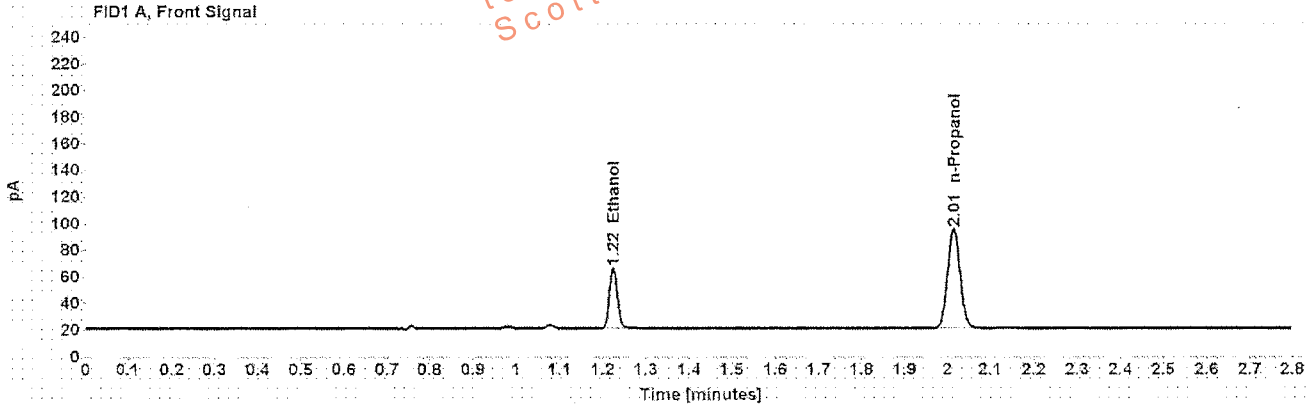


Table 1: FID 1 A (column DB-ALC1)

Compound	Amount (g/100mL)	Time (min)	Peak Area
>Ethanol	0.1040	1.225	57.994
n-Propanol	-----	2.015	153.223

Table 2: FID 2 B (column DB-ALC2)

Compound	Time (min)	Peak Area
Ethanol	1.328	59.652
n-Propanol	2.345	157.575

## Scottsdale Police Department Crime Lab Volatiles Analysis

<b>Sample:</b> [REDACTED]	<b>Item number:</b> 285-01A
<b>Injection date:</b> 12/13/2016 5:41:13 PM	<b>Vial:</b> 17
<b>Method:</b> ethanol quant.M	<b>Sequence:</b> 13Dec16
<b>Instrument:</b> US14173023 CN14160045	<b>Analyst:</b> Langan
<b>Data file:</b> C:\Chem3211\Data\13Dec16\17.D	

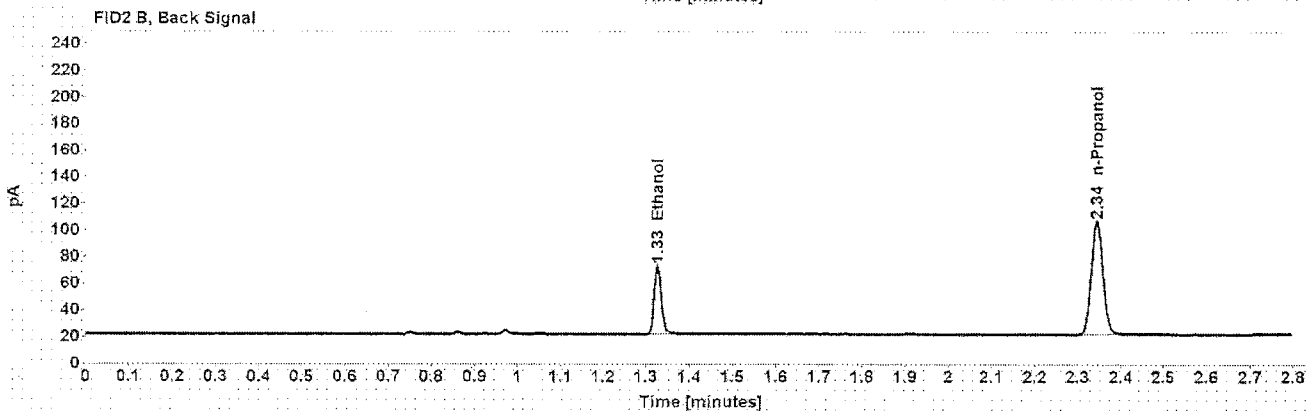
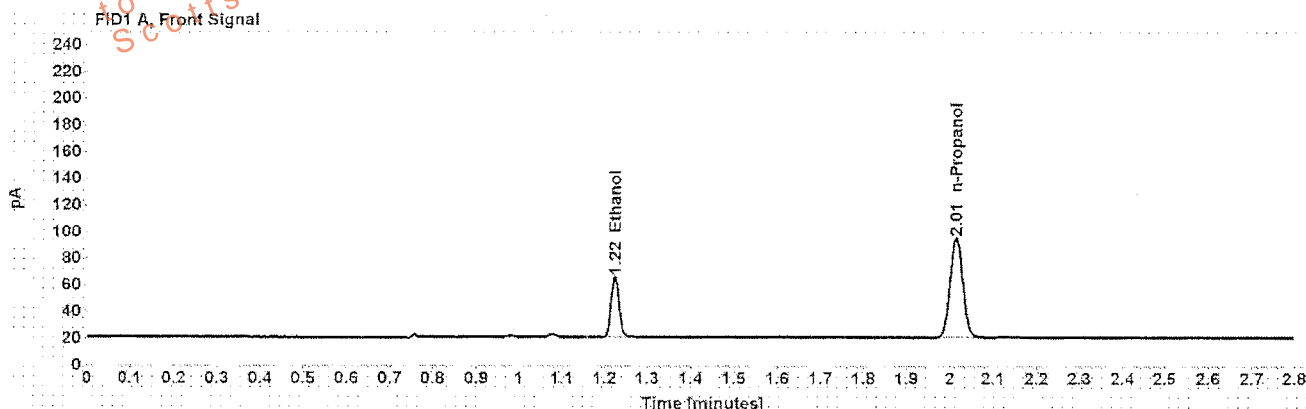


Table 1: FID 1 A (column DB-ALC1)

Compound	Amount (g/100mL)	Time (min)	Peak Area
>Ethanol	0.1039	1.224	58.079
n-Propanol	-----	2.014	153.587

Table 2: FID 2 B (column DB-ALC2)

Compound	Time (min)	Peak Area
Ethanol	1.327	59.706
n-Propanol	2.344	157.778

## Scottsdale Police Department Crime Lab Volatiles Analysis

Sample:	[REDACTED]	Item number:	000001A
Injection date:	12/13/2016 5:45:13 PM	Vial:	18
Method:	ethanol quant.M	Sequence:	13Dec16
Instrument:	US14173023 CN14160045	Analyst:	Langan
Data file:	C:\Chem32\1\Data\13Dec16\18.D		

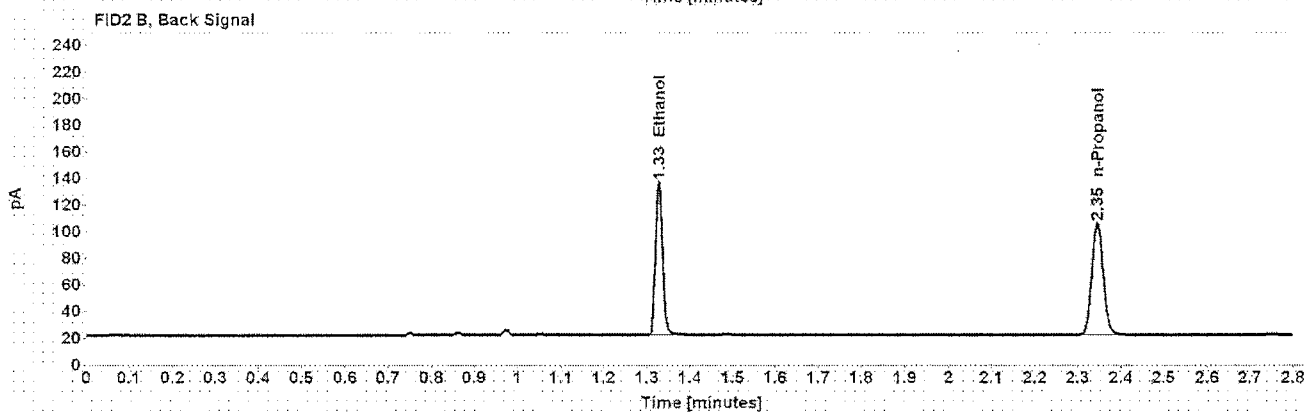
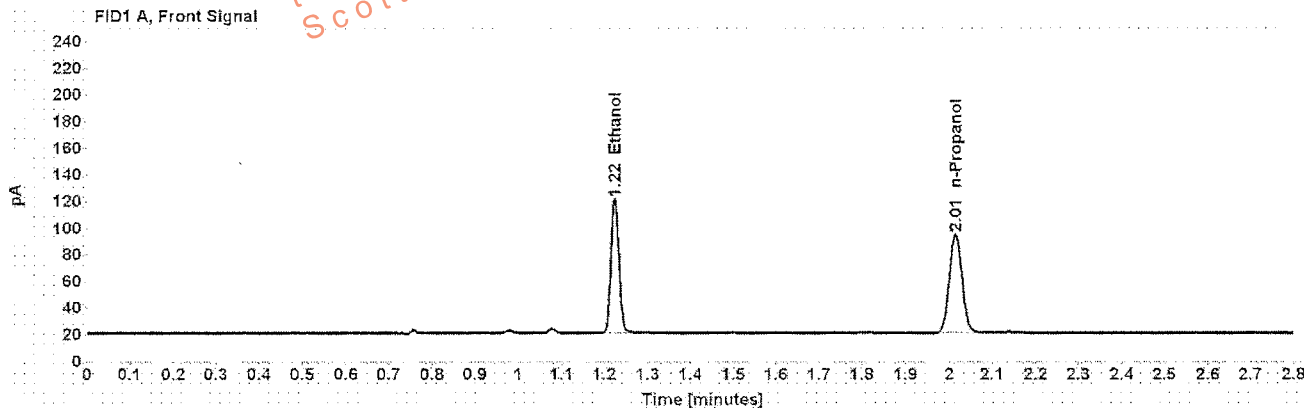


Table 1: FID 1 A (column DB-ALC1)

Compound	Amount (g/100mL)	Time (min)	Peak Area
>Ethanol	0.2318	1.224	128.939
n-Propanol	-----	2.015	151.846

Table 2: FID 2 B (column DB-ALC2)

Compound	Time (min)	Peak Area
Ethanol	1.327	132.993
n-Propanol	2.345	155.994



## Scottsdale Police Department Crime Lab Volatiles Analysis

Sample:	[REDACTED]	Item number:	000001A
Injection date:	12/13/2016 5:49:28 PM	Vial:	19
Method:	ethanol quant.M	Sequence:	13Dec16
Instrument:	US14173023 CN14160045	Analyst:	Langan
Data file:	C:\Chem32\1\Data\13Dec16\19.D		

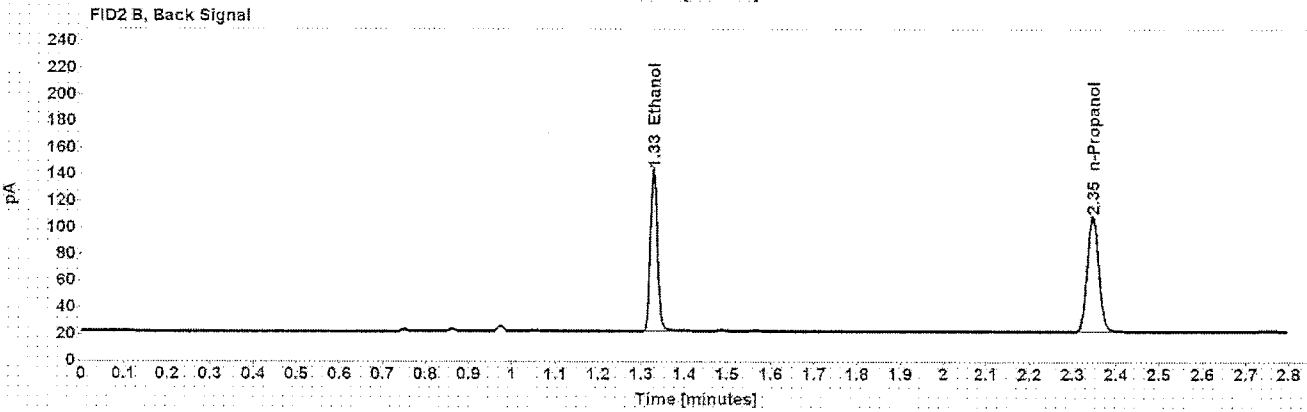
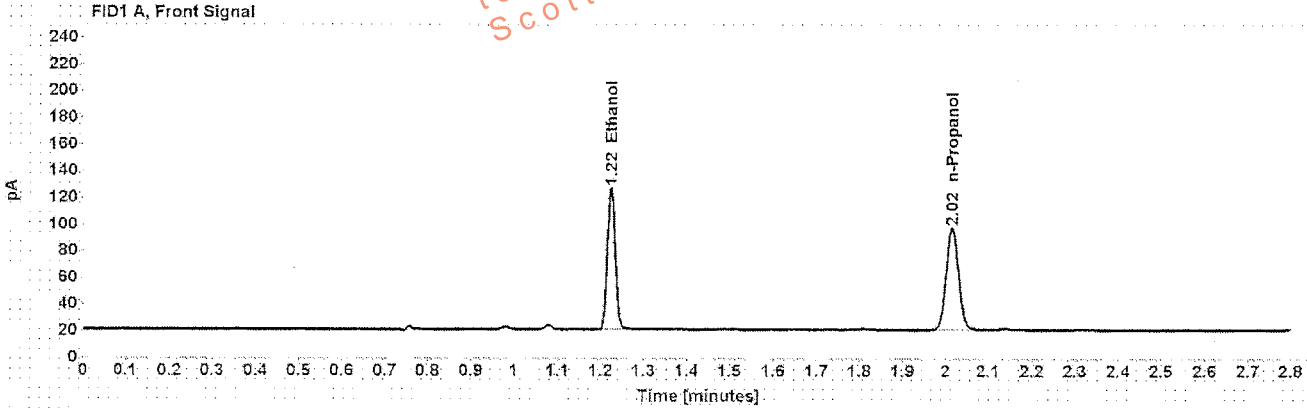


Table 1: FID 1 A (column DB-ALC1)

Compound	Amount (g/100mL)	Time (min)	Peak Area
>Ethanol	0.2374	1.225	136.132
n-Propanol	-----	2.015	156.575

Table 2: FID 2 B (column DB-ALC2)

Compound	Time (min)	Peak Area
Ethanol	1.328	140.430
n-Propanol	2.346	161.061

## Scottsdale Police Department Crime Lab Volatiles Analysis

Sample: [REDACTED]	Item number: 1122189
Injection date: 12/13/2016 5:57:28 PM	Vial: 21
Method: ethanol quant.M	Sequence: 13Dec16
Instrument: US14173023 CN14160045	Analyst: Langan
Data file: C:\Chem321\1Data\13Dec16\21.D	

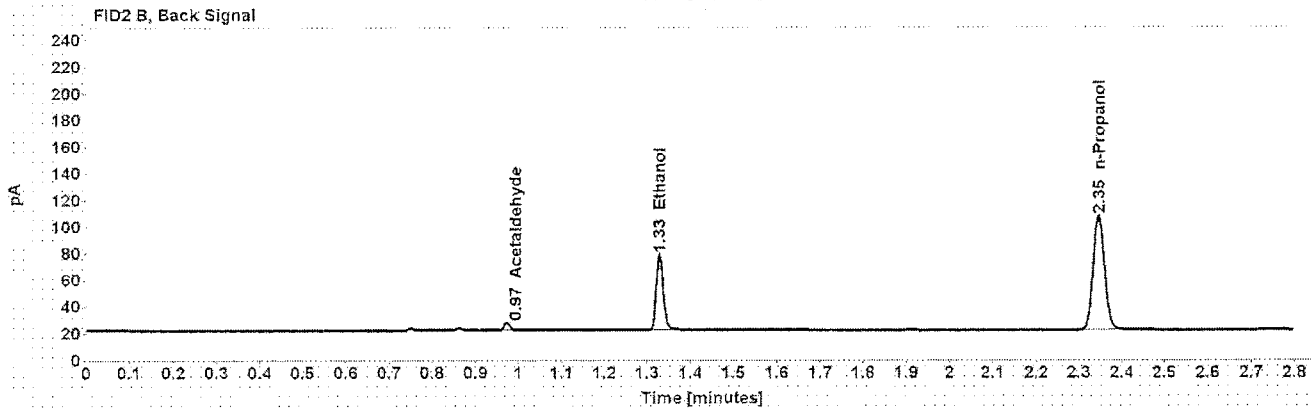
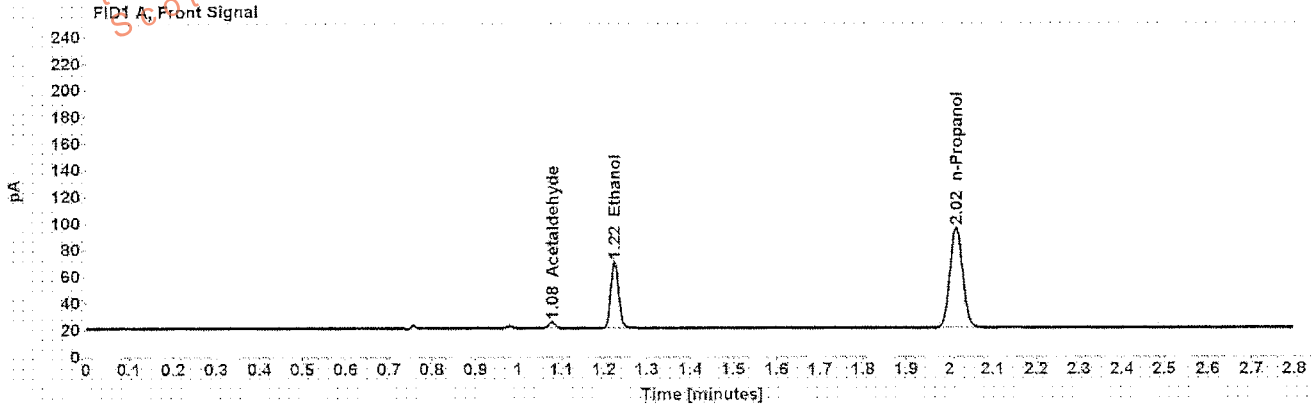


Table 1: FID 1 A (column DB-ALC1)

Compound	Amount (g/100mL)	Time (min)	Peak Area
Acetaldehyde	-----	1.078	4.946
>Ethanol	0.1133	1.225	63.872
n-Propanol	-----	2.015	154.697

Table 2: FID 2 B (column DB-ALC2)

Compound	Time (min)	Peak Area
Acetaldehyde	0.973	5.340
Ethanol	1.328	65.533
n-Propanol	2.346	159.046

## Scottsdale Police Department Crime Lab Volatiles Analysis

Sample:	[REDACTED]	Item number:	1122189
Injection date:	12/13/2016 6:01:28 PM	Vial:	22
Method:	ethanol quant.M	Sequence:	13Dec16
Instrument:	US14173023 CN14160045	Analyst:	Langan
Data file:	C:\Chem32\1\Data\13Dec16\22.D		

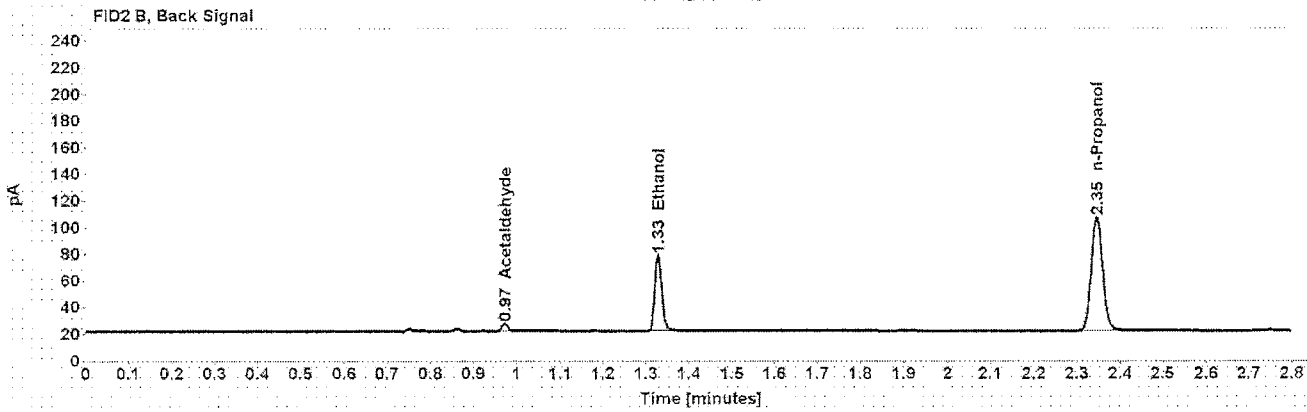
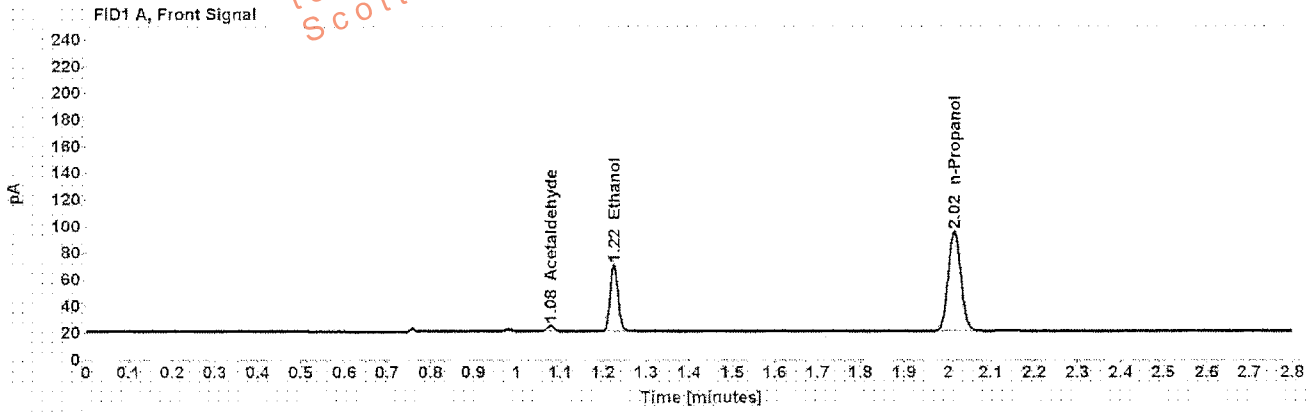


Table 1: FID 1 A (column DB-ALC1)

Compound	Amount (g/100mL)	Time (min)	Peak Area
Acetaldehyde	-----	1.078	4.706
>Ethanol	0.1143	1.225	64.073
n-Propanol	-----	2.015	153.789

Table 2: FID 2 B (column DB-ALC2)

Compound	Time (min)	Peak Area
Acetaldehyde	0.973	5.092
Ethanol	1.328	65.681
n-Propanol	2.346	158.155

## Scottsdale Police Department Crime Lab Volatiles Analysis

Sample: [REDACTED]	Item number: 1123070
Injection date: 12/13/2016 6:05:28 PM	Vial: 23
Method: ethanol quant.M	Sequence: 13Dec16
Instrument: US14173023 CN14160045	Analyst: Langan
Data file: C:\Chem32\1\Data\13Dec16\23.D	

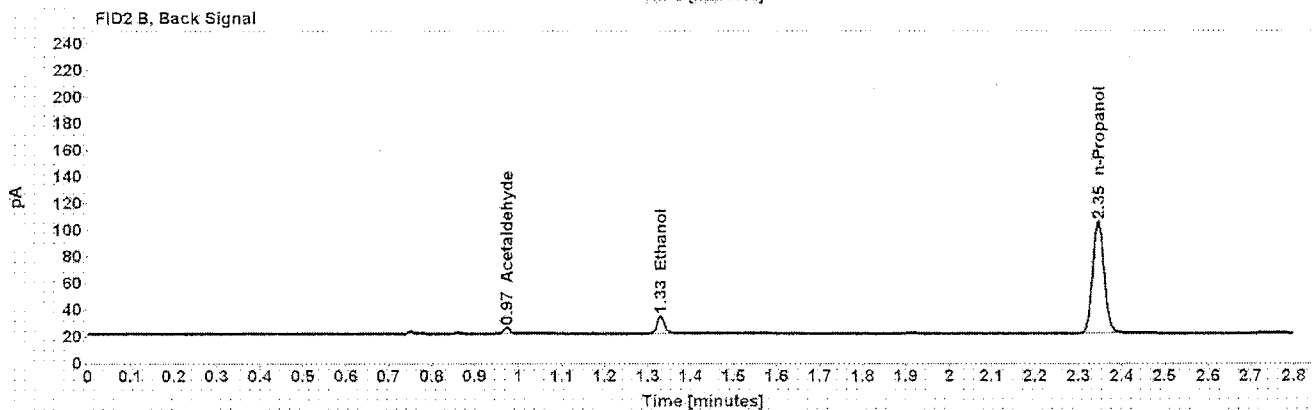
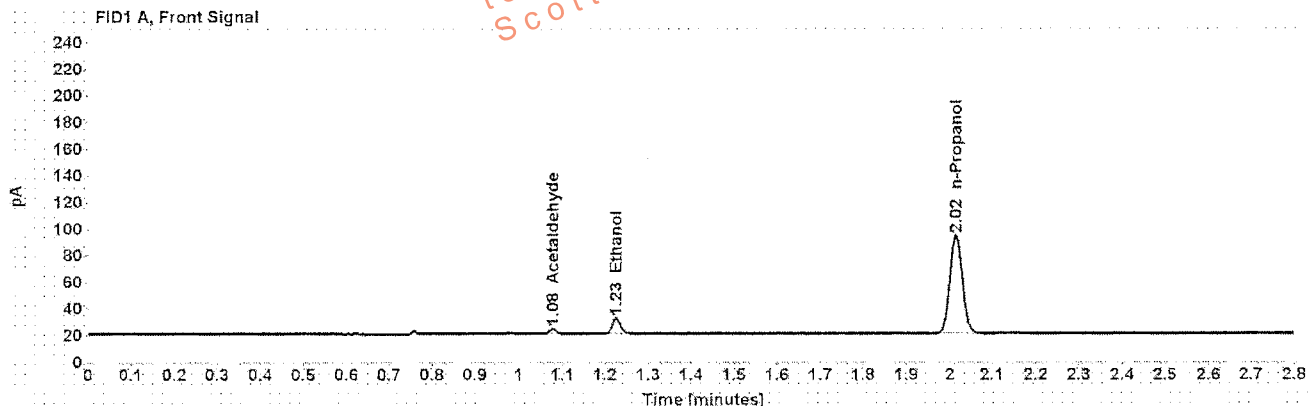


Table 1: FID 1 A (column DB-ALC1)

Compound	Amount (g/100mL)	Time (min)	Peak Area
Acetaldehyde	-----	1.078	3.953
>Ethanol	0.0279	1.226	14.880
n-Propanol	-----	2.015	150.984

Table 2: FID 2 B (column DB-ALC2)

Compound	Time (min)	Peak Area
Acetaldehyde	0.973	4.221
Ethanol	1.330	15.474
n-Propanol	2.346	155.304

## Scottsdale Police Department Crime Lab Volatiles Analysis

Sample: [REDACTED]	Item number: 1123070
Injection date: 12/13/2016 6:09:27 PM	Vial: 24
Method: ethanol quant.M	Sequence: 13Dec16
Instrument: US14173023 CN14160045	Analyst: Langan
Data file: C:\Chem32\11\Data\13Dec16\24.D	

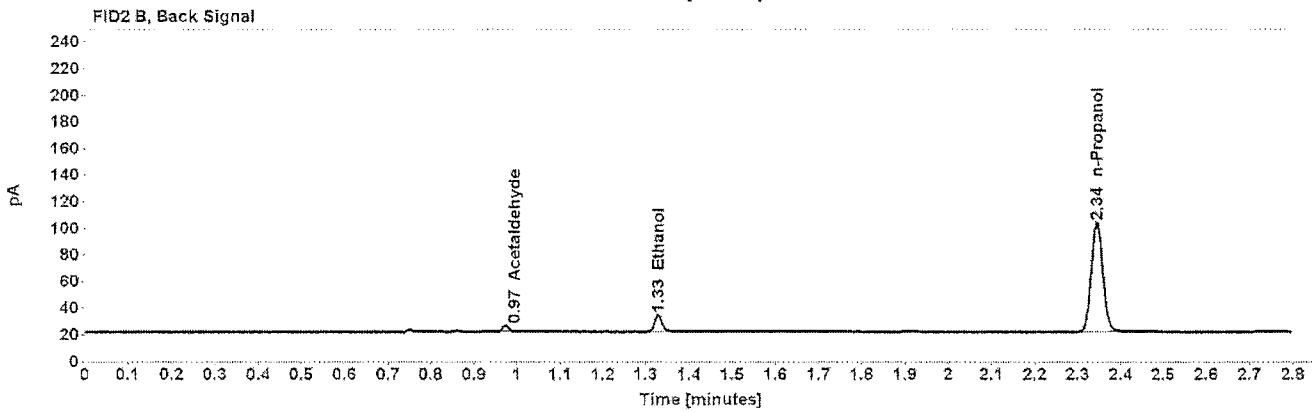
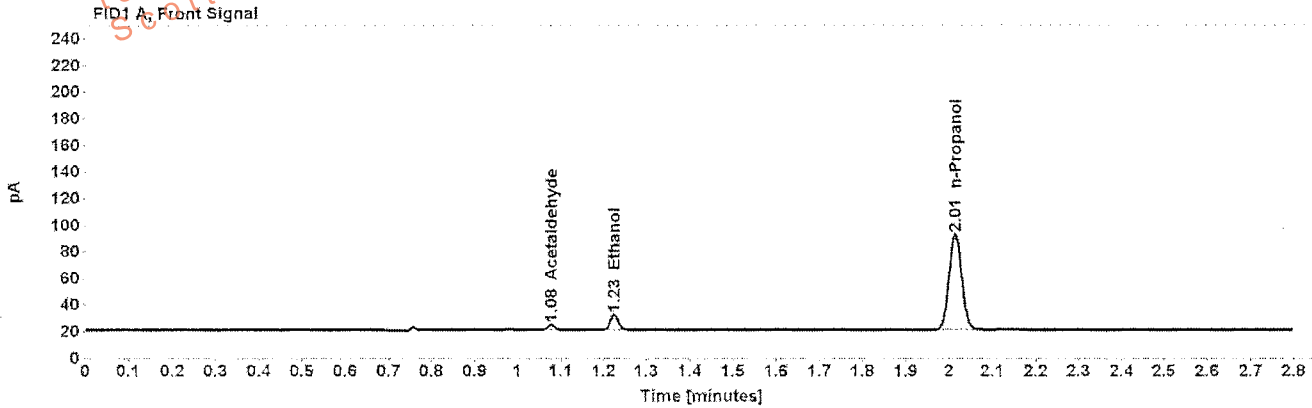


Table 1: FID 1 A (column DB-ALC1)

Compound	Amount (g/100mL)	Time (min)	Peak Area
Acetaldehyde	-----	1.077	4.008
>Ethanol	0.0278	1.225	14.545
n-Propanol	-----	2.014	147.949

Table 2: FID 2 B (column DB-ALC2)

Compound	Time (min)	Peak Area
Acetaldehyde	0.972	4.248
Ethanol	1.328	15.136
n-Propanol	2.344	152.148

## Scottsdale Police Department Crime Lab Volatiles Analysis

<b>Sample:</b> [REDACTED]	<b>Item number:</b> 1123487
<b>Injection date:</b> 12/13/2016 6:13:43 PM	<b>Vial:</b> 25
<b>Method:</b> ethanol quant.M	<b>Sequence:</b> 13Dec16
<b>Instrument:</b> US14173023 CN14160045	<b>Analyst:</b> Langan
<b>Data file:</b> C:\Chem32\1\Data\13Dec16\25.D	

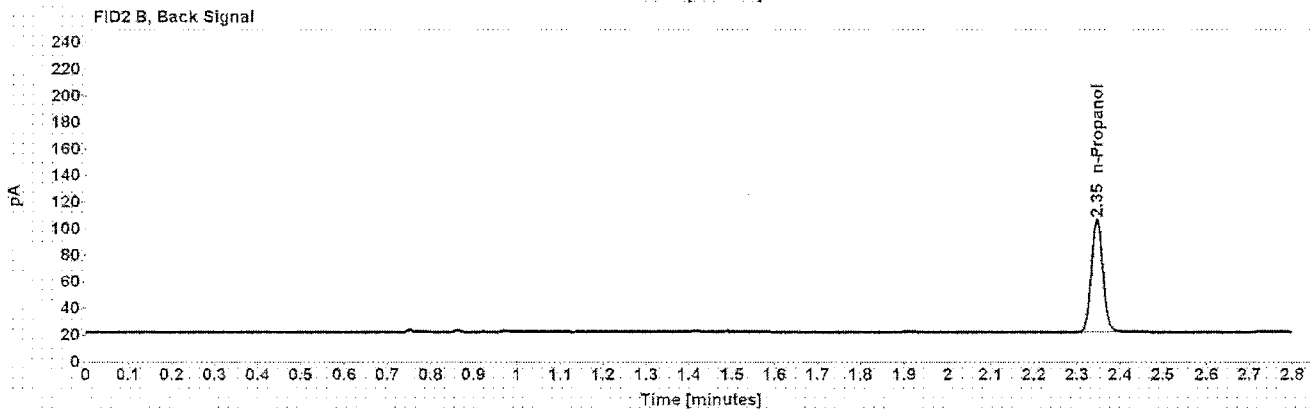
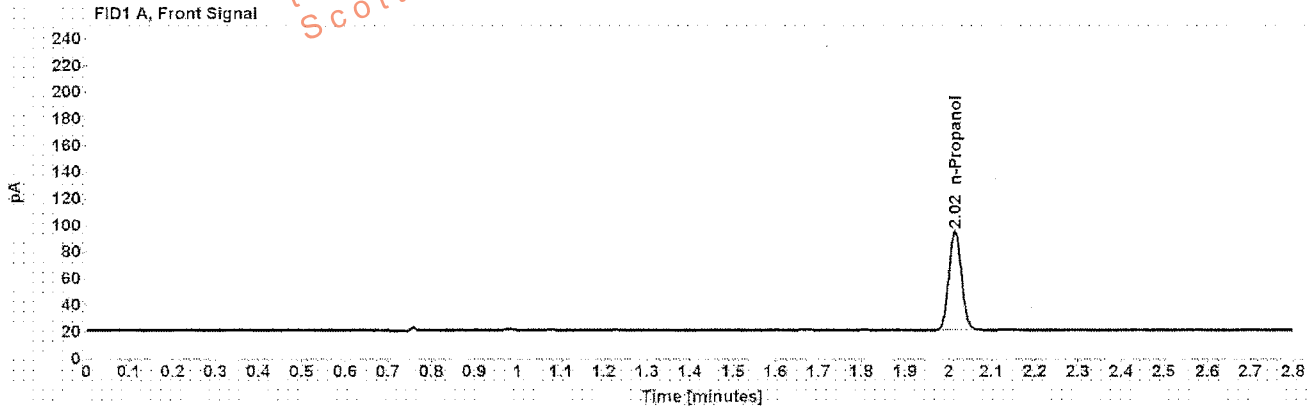


Table 1: FID 1 A (column DB-ALC1)

Compound	Amount (g/100mL)	Time (min)	Peak Area
n-Propanol	-----	2.015	152.932

Table 2: FID 2 B (column DB-ALC2)

Compound	Time (min)	Peak Area
n-Propanol	2.346	157.387

## Scottsdale Police Department Crime Lab Volatiles Analysis

Sample:	[REDACTED]	Item number:	1123487
Injection date:	12/13/2016 6:17:43 PM	Vial:	26
Method:	ethanol quant.M	Sequence:	13Dec16
Instrument:	US14173023 CN14160045	Analyst:	Langan
Data file:	C:\Chem3211\Data\13Dec16\26.D		

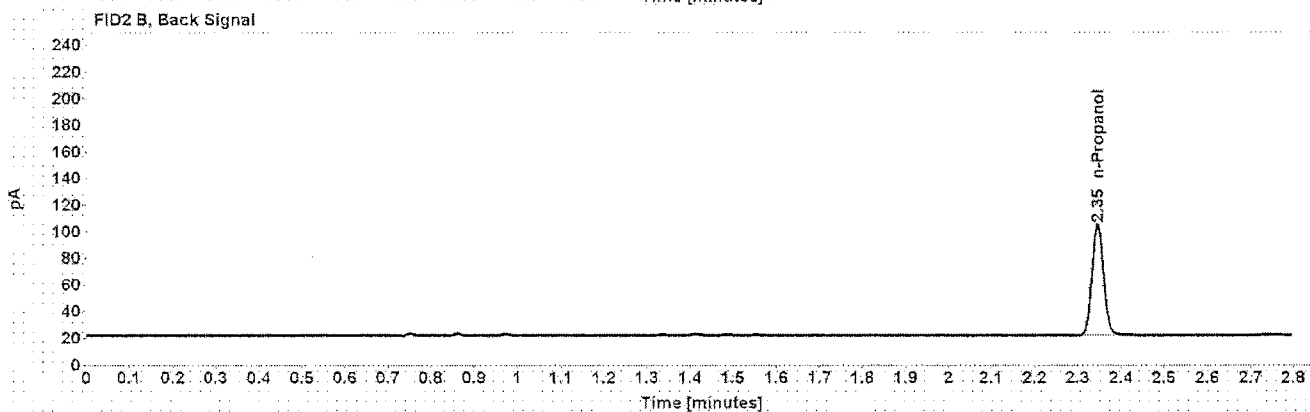
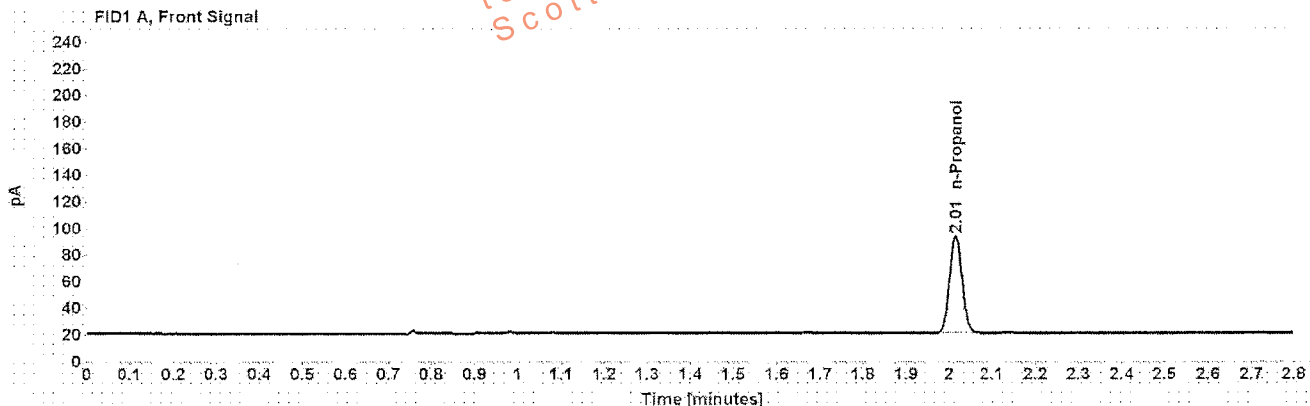


Table 1: FID 1 A (column DB-ALC1)

Compound	Amount (g/100mL)	Time (min)	Peak Area
n-Propanol	-----	2.015	150.449

Table 2: FID 2 B (column DB-ALC2)

Compound	Time (min)	Peak Area
n-Propanol	2.346	154.700

## Scottsdale Police Department Crime Lab Volatiles Analysis

Sample: [REDACTED]	Item number: 1120950
Injection date: 12/13/2016 6:21:43 PM	Vial: 27
Method: ethanol quant.M	Sequence: 13Dec16
Instrument: US14173023 CN14160045	Analyst: Langan
Data file: C:\Chem321\1Data\13Dec16\27.D	

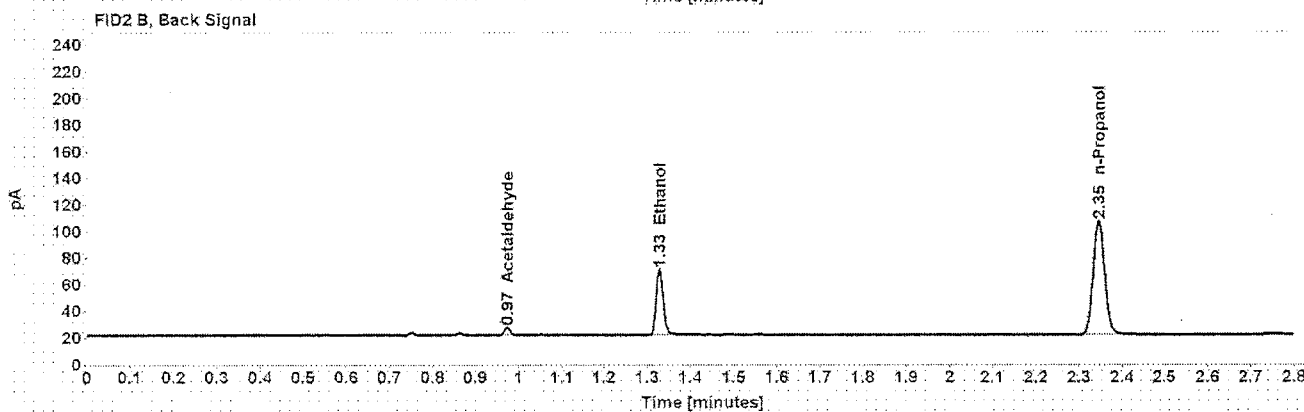
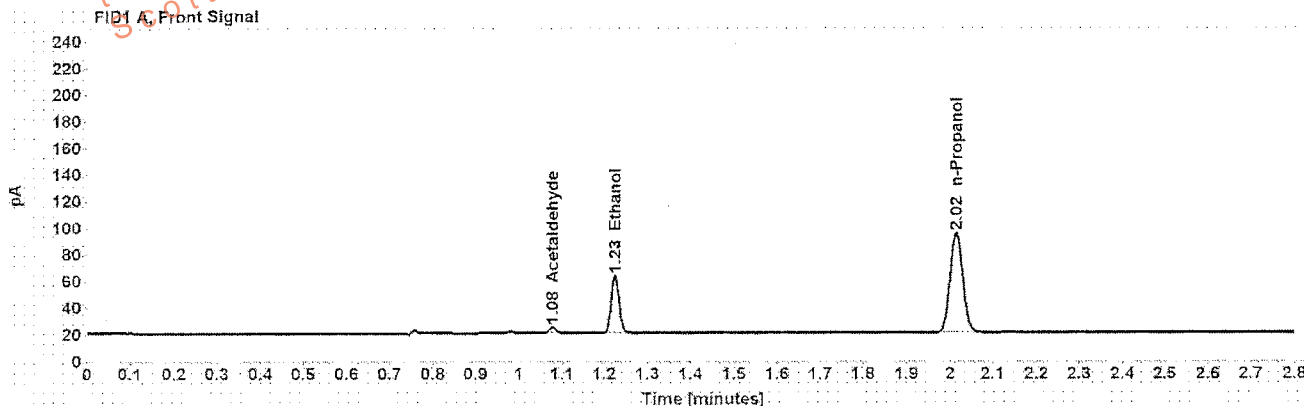


Table 1: FID 1 A (column DB-ALC1)

Compound	Amount (g/100mL)	Time (min)	Peak Area
Acetaldehyde	-----	1.078	4.818
>Ethanol	0.0984	1.225	55.137
n-Propanol	-----	2.015	154.022

Table 2: FID 2 B (column DB-ALC2)

Compound	Time (min)	Peak Area
Acetaldehyde	0.973	5.217
Ethanol	1.328	56.659
n-Propanol	2.346	158.475



## Scottsdale Police Department Crime Lab Volatiles Analysis

Sample:	[REDACTED]	Item number:	1120950
Injection date:	12/13/2016 6:25:43 PM	Vial:	28
Method:	ethanol quant.M	Sequence:	13Dec16
Instrument:	US14173023 CN14160045	Analyst:	Langan
Data file:	C:\Chem32\11\Data\13Dec16\28.D		

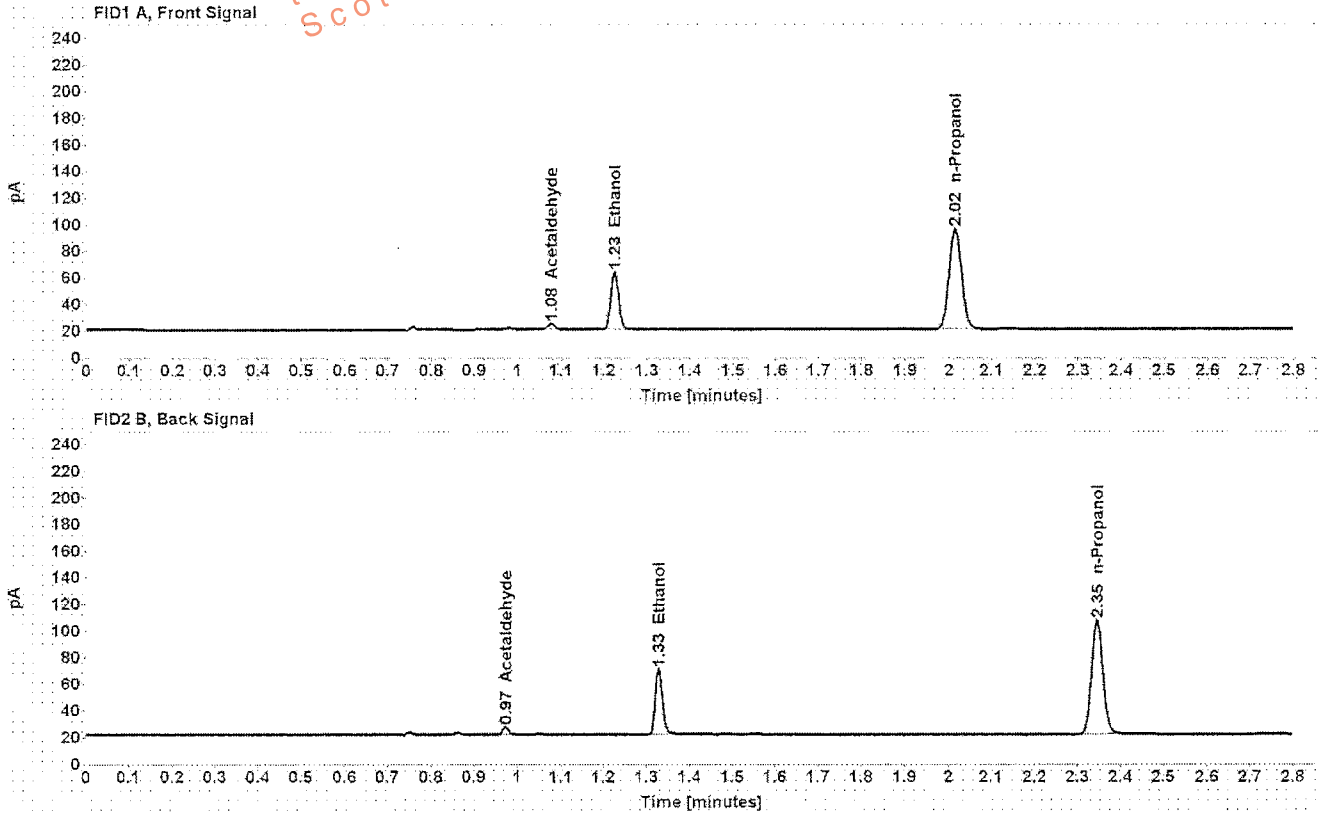


Table 1: FID 1 A (column DB-ALC1)

Compound	Amount (g/100mL)	Time (min)	Peak Area
Acetaldehyde	-----	1.078	4.871
>Ethanol	0.0984	1.225	55.291
n-Propanol	-----	2.015	154.376

Table 2: FID 2 B (column DB-ALC2)

Compound	Time (min)	Peak Area
Acetaldehyde	0.973	5.256
Ethanol	1.329	56.733
n-Propanol	2.346	158.818

## Scottsdale Police Department Crime Lab Volatiles Analysis

Sample:	[REDACTED]	Item number:	1120083
Injection date:	12/13/2016 6:29:43 PM	Vial:	29
Method:	ethanol quant.M	Sequence:	13Dec16
Instrument:	US14173023 CN14160045	Analyst:	Langan
Data file:	C:\Chem32\1\Data\13Dec16\29.D		

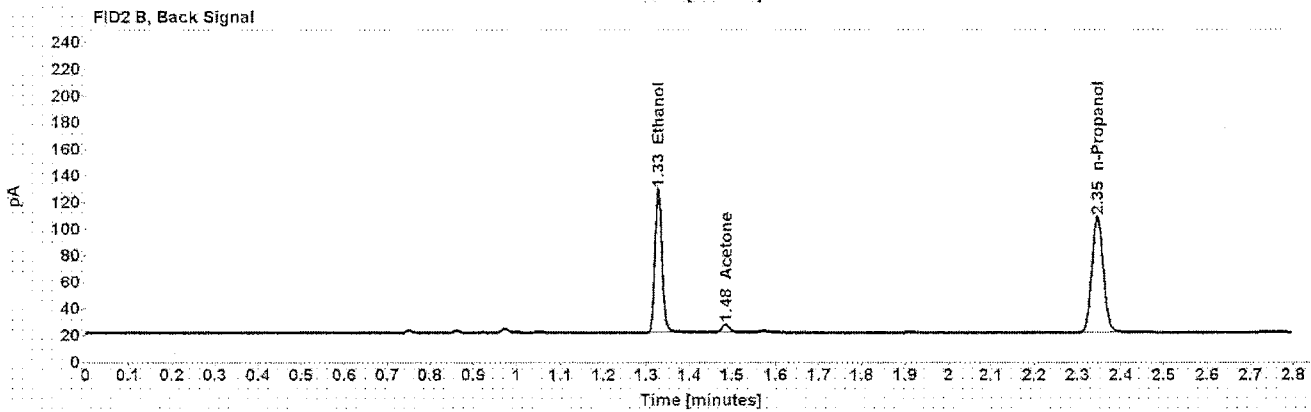
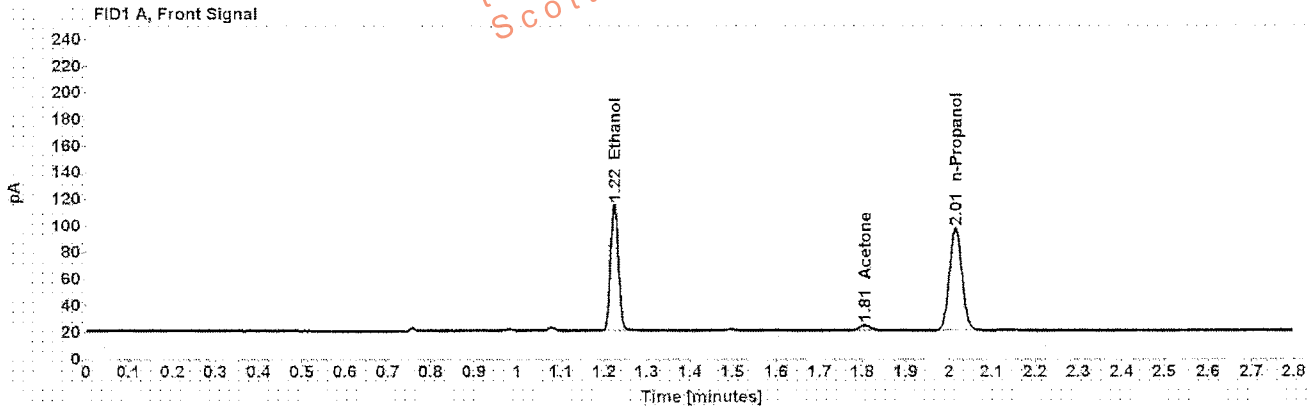


Table 1: FID 1 A (column DB-ALC1)

Compound	Amount (g/100mL)	Time (min)	Peak Area
>Ethanol	0.2107	1.224	121.390
Acetone	-----	1.806	7.311
n-Propanol	-----	2.015	157.388

Table 2: FID 2 B (column DB-ALC2)

Compound	Time (min)	Peak Area
Ethanol	1.327	125.054
Acetone	1.485	7.225
n-Propanol	2.345	161.632

## Scottsdale Police Department Crime Lab Volatiles Analysis

Sample: [REDACTED]	Item number: 1120083
Injection date: 12/13/2016 6:33:43 PM	Vial: 30
Method: ethanol quant.M	Sequence: 13Dec16
Instrument: US14173023 CN14160045	Analyst: Langan
Data file: C:\Chem321\Data\13Dec16\30.D	

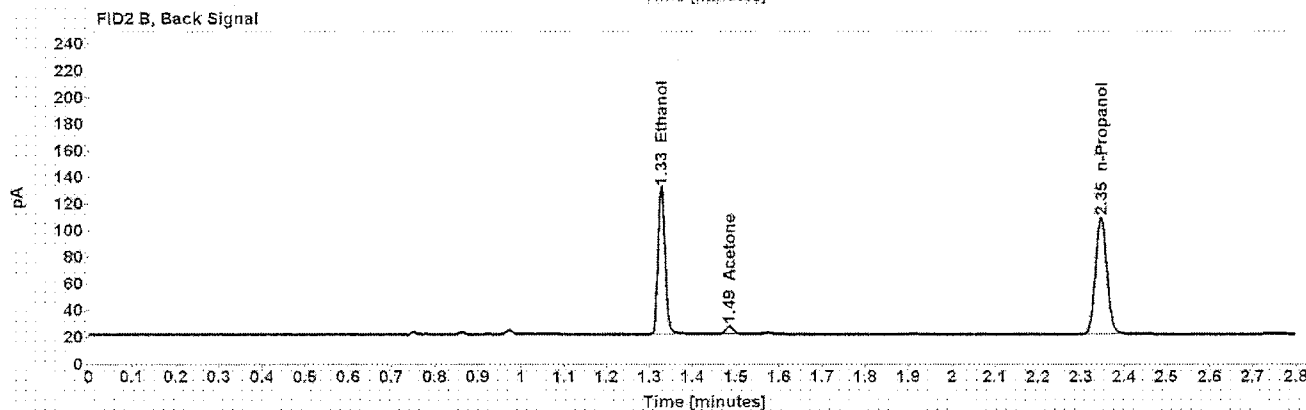
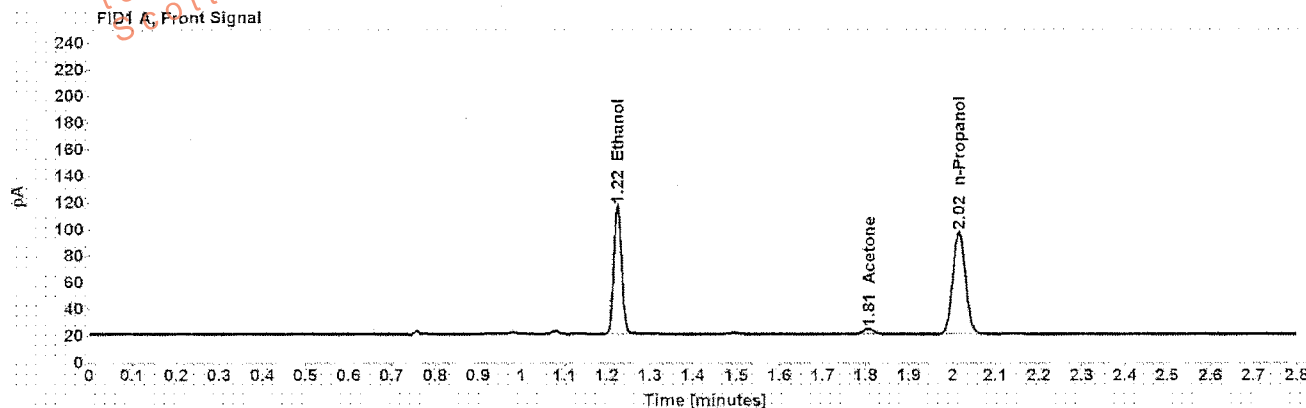


Table 1: FID 1 A (column DB-ALC1)

Compound	Amount (g/100mL)	Time (min)	Peak Area
>Ethanol	0.2139	1.225	123.596
Acetone	-----	1.806	7.181
n-Propanol	-----	2.015	157.851

Table 2: FID 2 B (column DB-ALC2)

Compound	Time (min)	Peak Area
Ethanol	1.328	127.613
Acetone	1.485	7.126
n-Propanol	2.346	162.071

**Scottsdale Police Department Crime Lab Volatiles Analysis**

Sample:	[REDACTED]	Item number:	1120934
Injection date:	12/13/2016 6:41:58 PM	Vial:	32
Method:	ethanol quant.M	Sequence:	13Dec16
Instrument:	US14173023 CN14160045	Analyst:	Langan
Data file:	C:\Chem3211\Data\13Dec16\02.D		

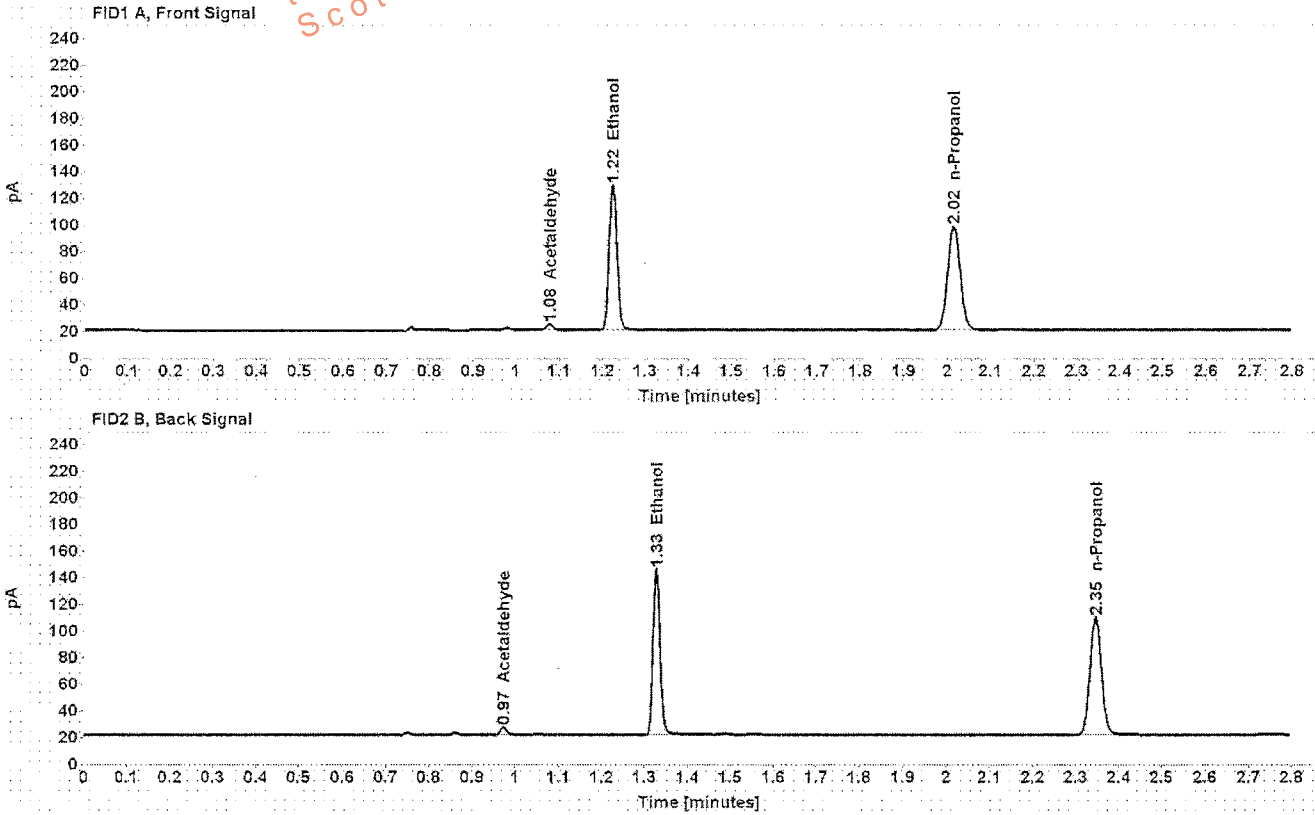


Table 1: FID 1 A (column DB-ALC1)

Compound	Amount (g/100mL)	Time (min)	Peak Area
Acetaldehyde	-----	1.078	4.863
>Ethanol	0.2387	1.224	139.691
n-Propanol	-----	2.015	159.734

Table 2: FID 2 B (column DB-ALC2)

Compound	Time (min)	Peak Area
Acetaldehyde	0.973	5.327
Ethanol	1.328	144.074
n-Propanol	2.346	164.298

## Scottsdale Police Department Crime Lab Volatiles Analysis

Sample:	[REDACTED]	Item number:	1120934
Injection date:	12/13/2016 6:45:57 PM	Vial:	33
Method:	ethanol quant.M	Sequence:	13Dec16
Instrument:	US14173023 CN14160045	Analyst:	Langan
Data file:	C:\Chem32\1\Data\13Dec16\33.D		

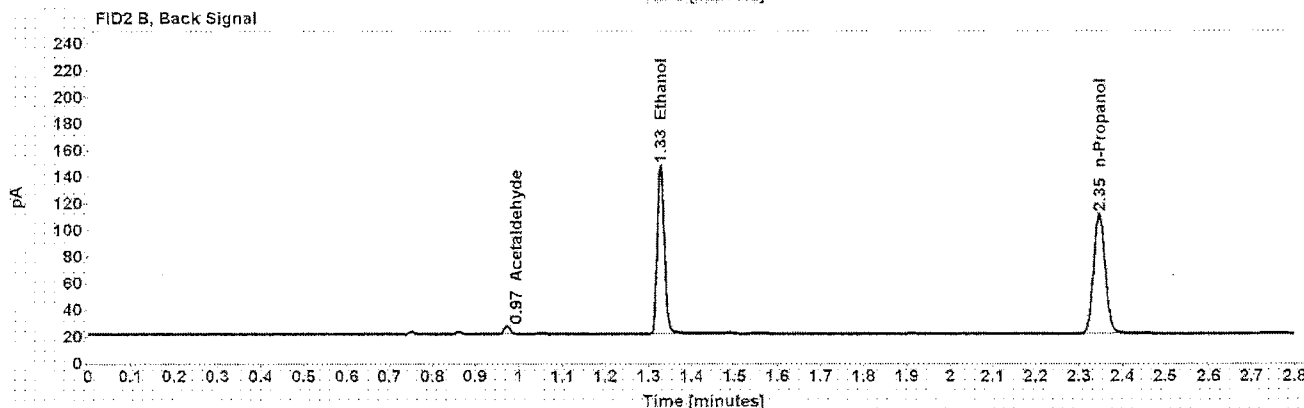
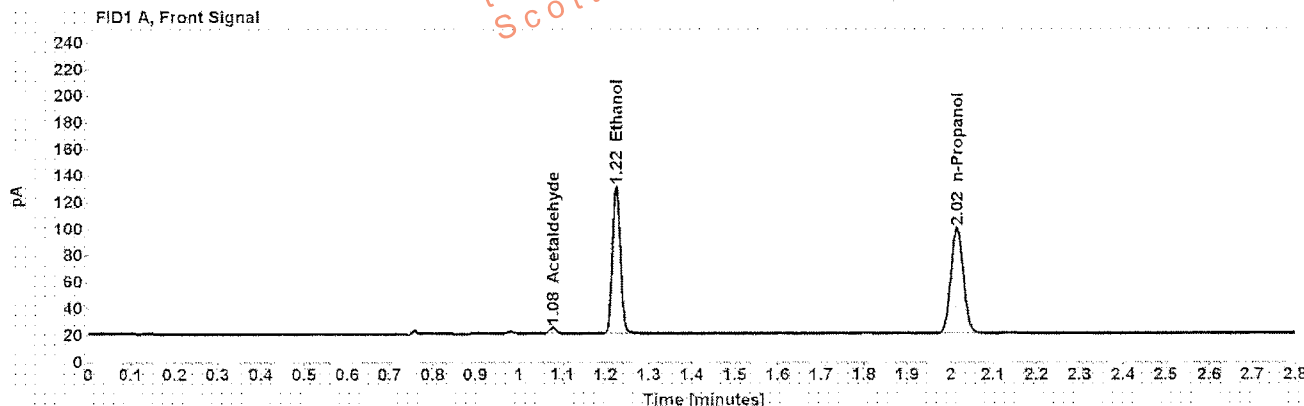


Table 1: FID 1 A (column DB-ALC1)

Compound	Amount (g/100mL)	Time (min)	Peak Area
Acetaldehyde	-----	1.078	4.941
>Ethanol	0.2390	1.224	141.800
n-Propanol	-----	2.015	161.948

Table 2: FID 2 B (column DB-ALC2)

Compound	Time (min)	Peak Area
Acetaldehyde	0.973	5.334
Ethanol	1.328	146.243
n-Propanol	2.346	166.606

## Scottsdale Police Department Crime Lab Volatiles Analysis

<b>Sample:</b> [REDACTED]	<b>Item number:</b> 1120777
<b>Injection date:</b> 12/13/2016 6:49:57 PM	<b>Vial:</b> 34
<b>Method:</b> ethanol quant.M	<b>Sequence:</b> 13Dec16
<b>Instrument:</b> US14178023 CN14160045	<b>Analyst:</b> Langan
<b>Data file:</b> C:\Chem3211\Data\13Dec16\34.D	

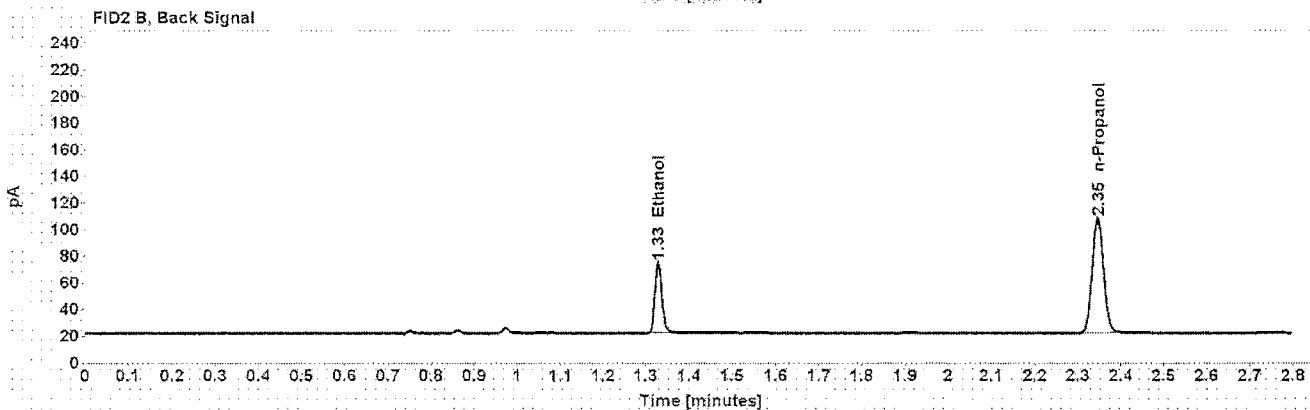
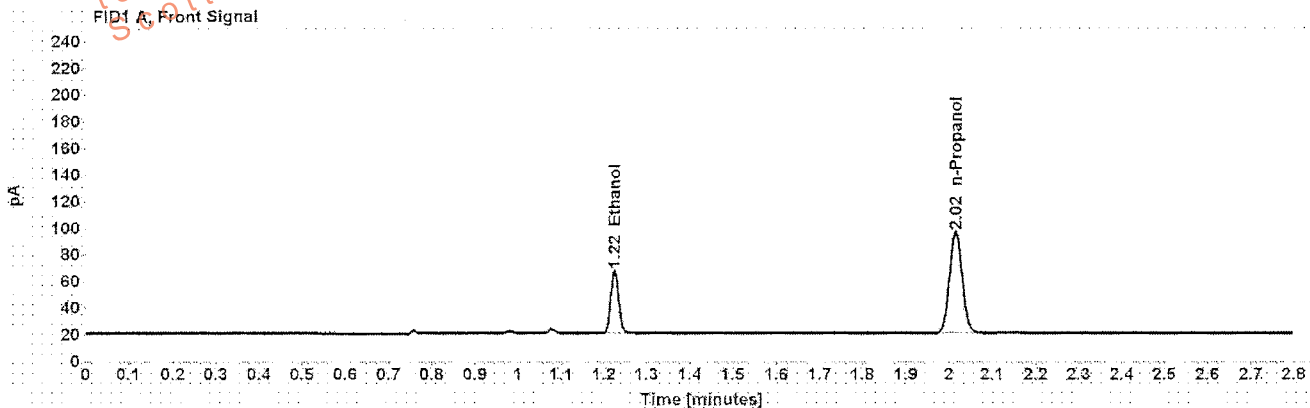


Table 1: FID 1 A (column DB-ALC1)

Compound	Amount (g/100mL)	Time (min)	Peak Area
>Ethanol	0.1054	1.225	59.785
n-Propanol	-----	2.015	155.804

Table 2: FID 2 B (column DB-ALC2)

Compound	Time (min)	Peak Area
Ethanol	1.328	61.315
n-Propanol	2.346	160.407

## Scottsdale Police Department Crime Lab Volatiles Analysis

<b>Sample:</b> [REDACTED]	<b>Item number:</b> 1120777
<b>Injection date:</b> 12/13/2016 6:53:58 PM	<b>Vial:</b> 35
<b>Method:</b> ethanol quant.M	<b>Sequence:</b> 13Dec16
<b>Instrument:</b> US14173023 CN14160045	<b>Analyst:</b> Langan
<b>Data file:</b> C:\Chem32\1\Data\13Dec16\135.D	

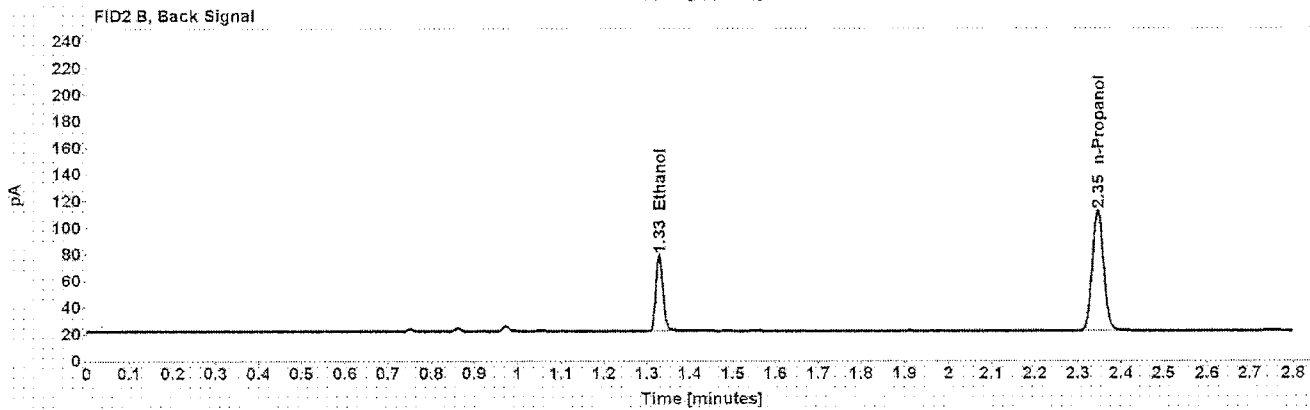
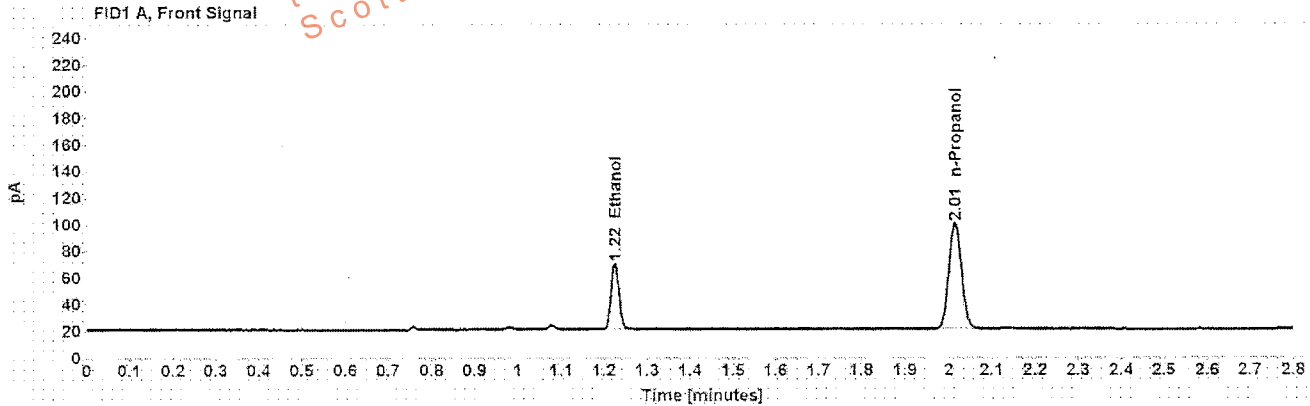


Table 1: FID 1 A (column DB-ALC1)

Compound	Amount (g/100mL)	Time (min)	Peak Area
>Ethanol	0.1075	1.225	63.787
n-Propanol	-----	2.015	162.868

Table 2: FID 2 B (column DB-ALC2)

Compound	Time (min)	Peak Area
Ethanol	1.328	65.550
n-Propanol	2.346	167.649

## Scottsdale Police Department Crime Lab Volatiles Analysis

Sample:	[REDACTED]	Item number:	1096097
Injection date:	12/13/2016 6:57:57 PM	Vial:	36
Method:	ethanol quant.M	Sequence:	13Dec16
Instrument:	US14173023 CN14160045	Analyst:	Langan
Data file:	C:\Chem32\1\Data\13Dec16\36.D		

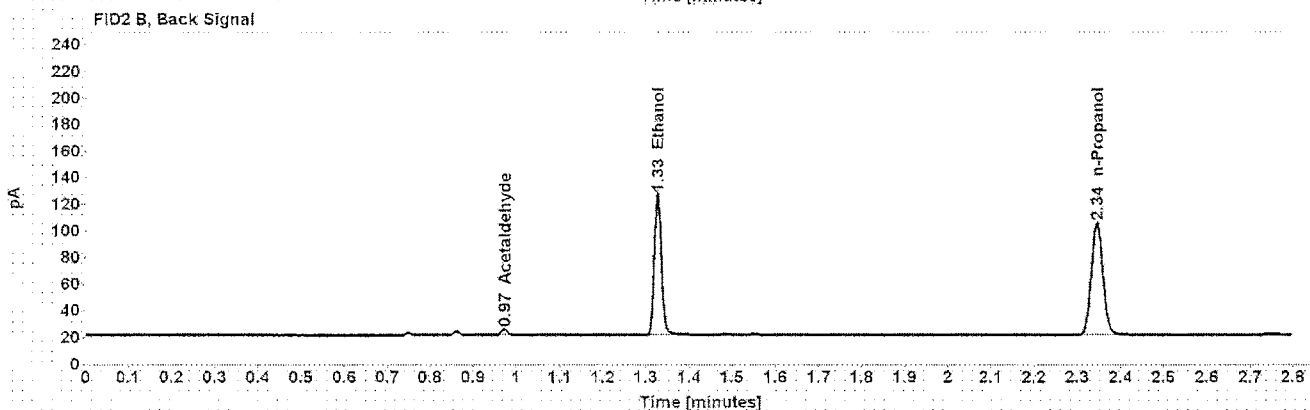
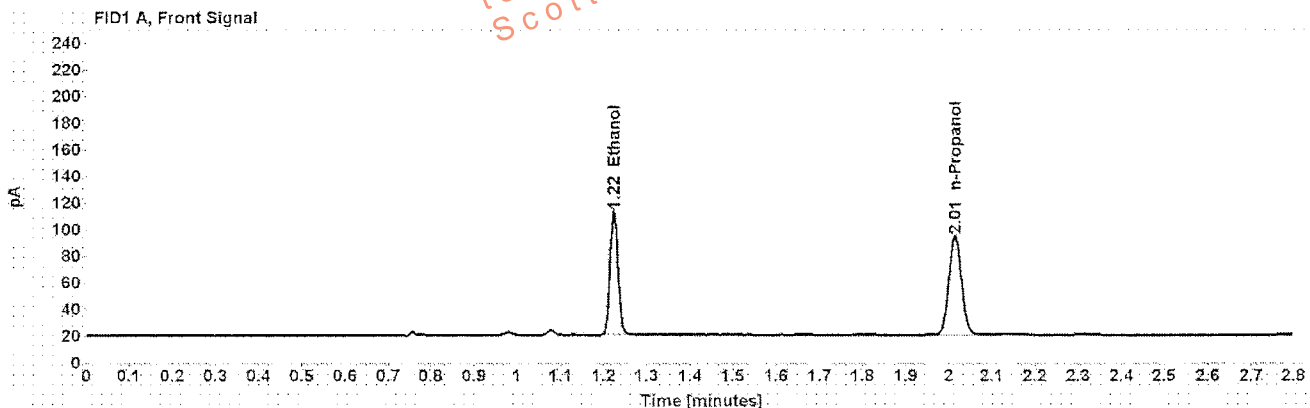


Table 1: FID 1 A (column DB-ALC1)

Compound	Amount (g/100mL)	Time (min)	Peak Area
>Ethanol	0.2133	1.224	118.673
n-Propanol	-----	2.014	151.959

Table 2: FID 2 B (column DB-ALC2)

Compound	Time (min)	Peak Area
Acetaldehyde	0.972	4.048
Ethanol	1.326	122.560
n-Propanol	2.345	156.143



## Scottsdale Police Department Crime Lab Volatiles Analysis

Sample: [REDACTED]	Item number: 1096097
Injection date: 12/13/2016 7:02:13 PM	Vial: 37
Method: ethanol quant.M	Sequence: 13Dec16
Instrument: JS14173023 CN14160045	Analyst: Langan
Data file: C:\Chem321\Data\13Dec16\37.D	

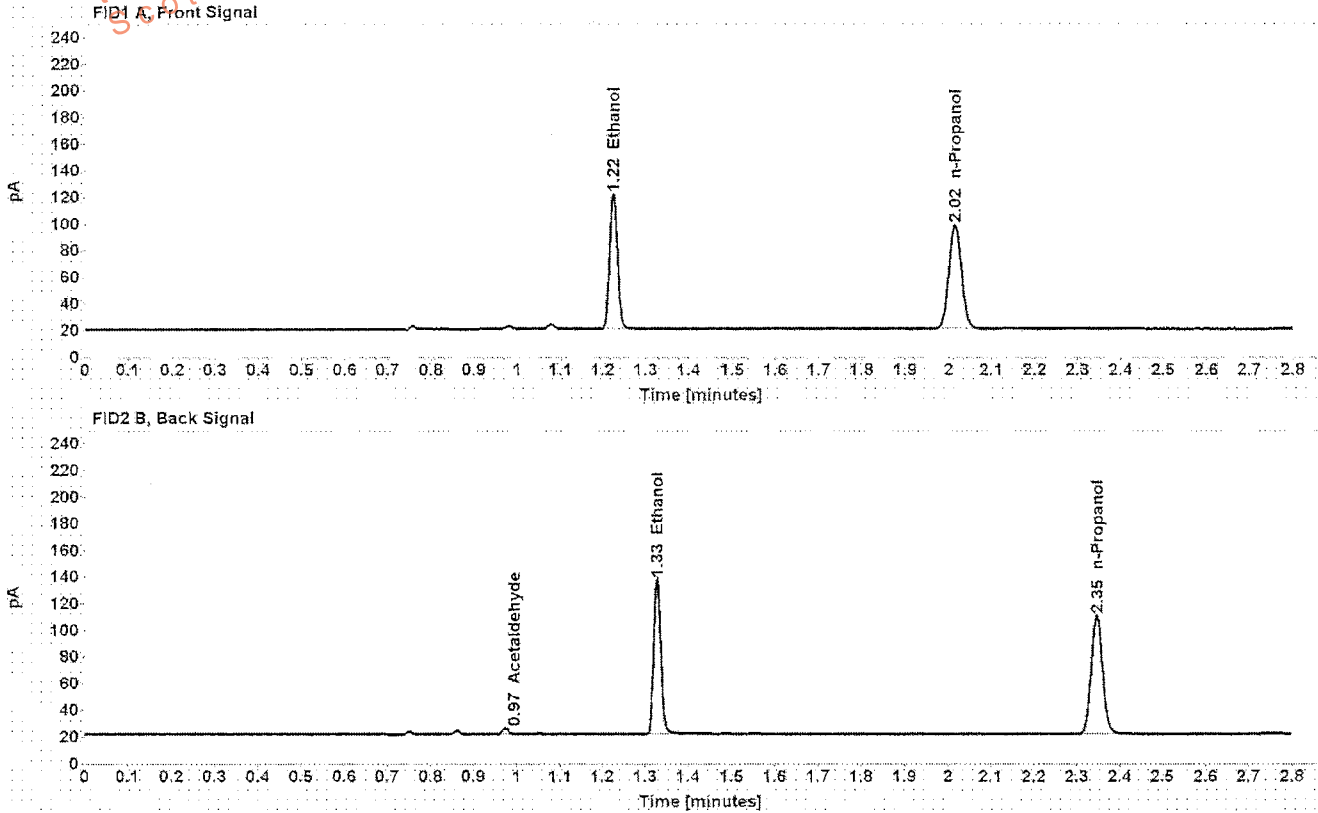


Table 1: FID 1 A (column DB-ALC1)

Compound	Amount (g/100mL)	Time (min)	Peak Area
>Ethanol	0.2216	1.224	130.244
n-Propanol	-----	2.015	160.540

Table 2: FID 2 B (column DB-ALC2)

Compound	Time (min)	Peak Area
Acetaldehyde	0.973	4.146
Ethanol	1.328	134.513
n-Propanol	2.346	165.099

## Scottsdale Police Department Crime Lab Volatiles Analysis

<b>Sample:</b> [REDACTED]	<b>Item number:</b> 1121031
<b>Injection date:</b> 12/13/2016 7:06:12 PM	<b>Vial:</b> 38
<b>Method:</b> ethanol quant.M	<b>Sequence:</b> 13Dec16
<b>Instrument:</b> US14173023 CN14160045	<b>Analyst:</b> Langan
<b>Data file:</b> C:\Chem3211\Data\13Dec16\38.D	

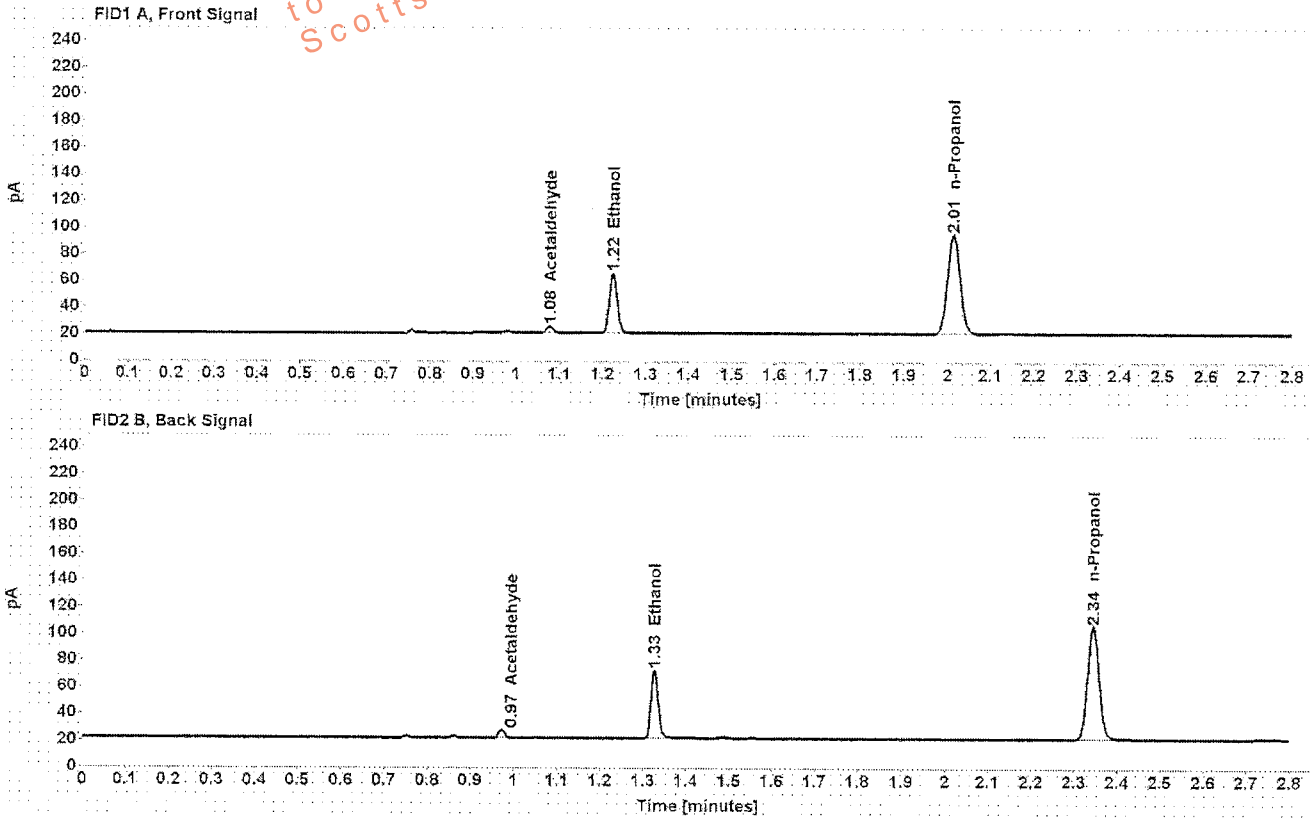


Table 1: FID 1 A (column DB-ALC1)

Compound	Amount (g/100mL)	Time (min)	Peak Area
Acetaldehyde	-----	1.077	5.259
>Ethanol	0.1033	1.224	57.760
n-Propanol	-----	2.014	153.535

Table 2: FID 2 B (column DB-ALC2)

Compound	Time (min)	Peak Area
Acetaldehyde	0.971	5.626
Ethanol	1.326	59.246
n-Propanol	2.344	158.046

## Scottsdale Police Department Crime Lab Volatiles Analysis

Sample: [REDACTED]	Item number: 1121031
Injection date: 12/13/2016 7:10:13 PM	Vial: 39
Method: ethanol quant.M	Sequence: 13Dec16
Instrument: US14173023 CN14160045	Analyst: Langan
Data file: C:\Chem32\1\Data\13Dec16\39.D	

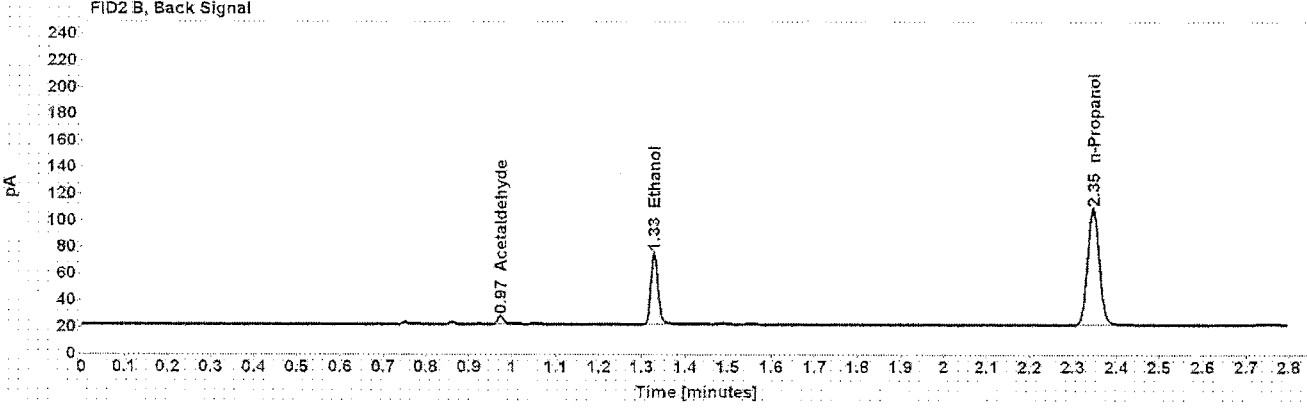
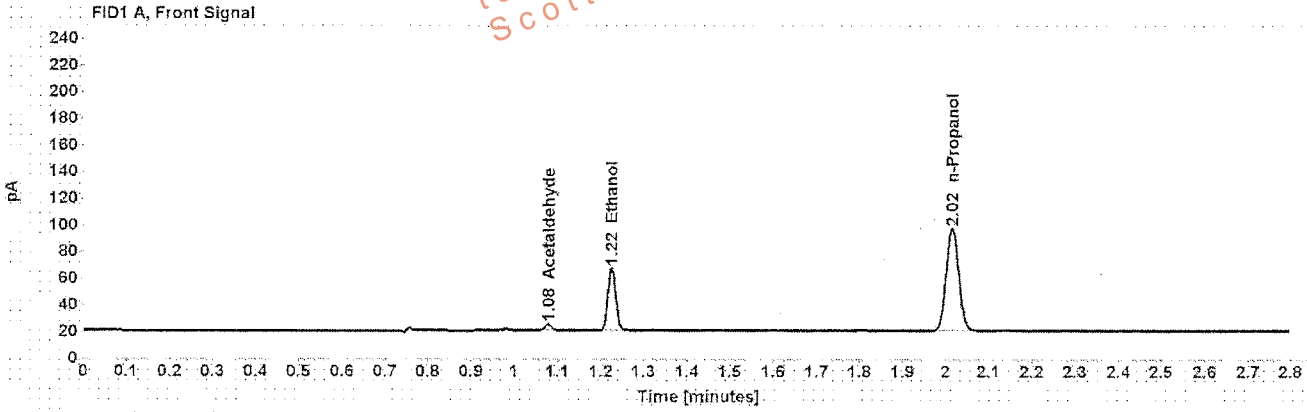


Table 1: FID 1 A (column DB-ALC1)

Compound	Amount (g/100mL)	Time (min)	Peak Area
Acetaldehyde	-----	1.078	5.272
>Ethanol	0.1049	1.225	60.175
n-Propanol	-----	2.015	157.565

Table 2: FID 2 B (column DB-ALC2)

Compound	Time (min)	Peak Area
Acetaldehyde	0.973	5.657
Ethanol	1.328	61.903
n-Propanol	2.346	162.085

## Scottsdale Police Department Crime Lab Volatiles Analysis

Sample: [REDACTED]	Item number: 1097011
Injection date: 12/13/2016 7:14:43 PM	Vial: 40
Method: ethanol quant.M	Sequence: 13Dec16
Instrument: US14173023 CN14160045	Analyst: Langan
Data file: C:\Chem32\1\Data\13Dec16\40.D	

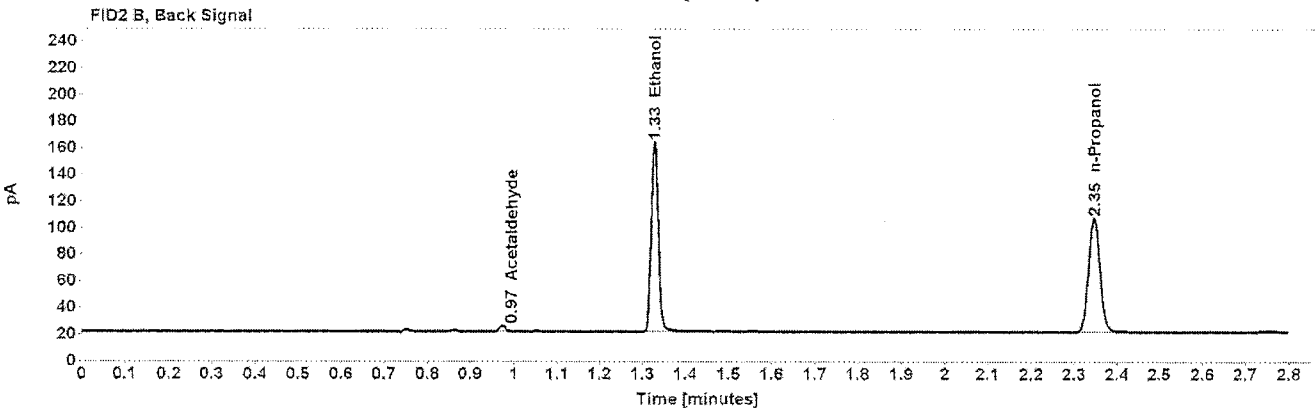
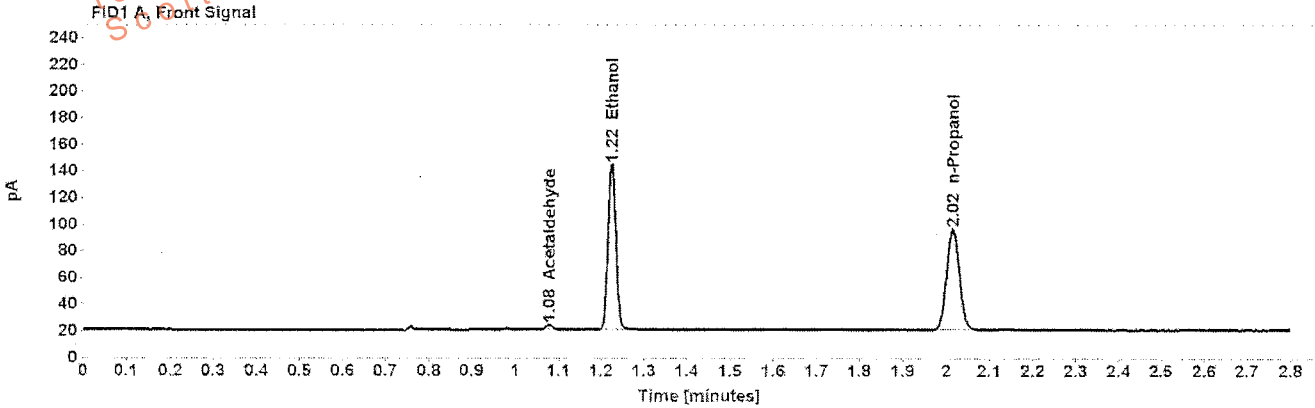


Table 1: FID 1 A (column DB-ALC1)

Compound	Amount (g/100mL)	Time (min)	Peak Area
Acetaldehyde	-----	1.078	3.860
>Ethanol	0.2813	1.224	159.375
n-Propanol	-----	2.015	154.546

Table 2: FID 2 B (column DB-ALC2)

Compound	Time (min)	Peak Area
Acetaldehyde	0.973	4.209
Ethanol	1.328	164.599
n-Propanol	2.346	158.982

## Scottsdale Police Department Crime Lab Volatiles Analysis

Sample: [REDACTED]	Item number: 1097011
Injection date: 12/13/2016 7:18:13 PM	Vial: 41
Method: ethanol quant.M	Sequence: 13Dec16
Instrument: US14173023 CN14160045	Analyst: Langan
Data file: C:\Chem3211\Data\13Dec16\41.D	

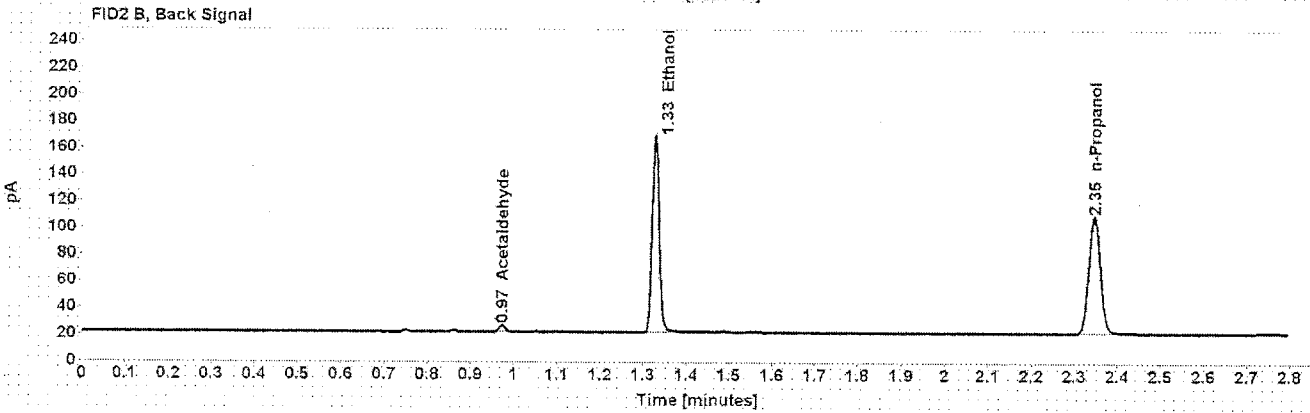
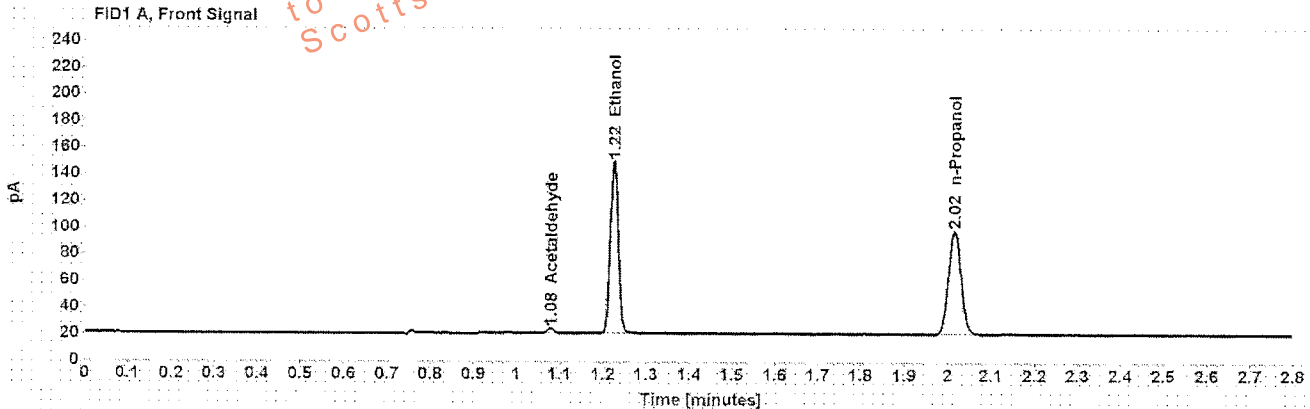


Table 1: FID 1 A (column DB-ALC1)

Compound	Amount (g/100mL)	Time (min)	Peak Area
Acetaldehyde	-----	1.078	3.972
>Ethanol	0.2842	1.224	165.726
n-Propanol	-----	2.015	159.088

Table 2: FID 2 B (column DB-ALC2)

Compound	Time (min)	Peak Area
Acetaldehyde	0.973	4.396
Ethanol	1.328	171.023
n-Propanol	2.346	163.674

## Scottsdale Police Department Crime Lab Volatiles Analysis

<b>Sample:</b> [REDACTED]	<b>Item number:</b> 000001A-1085666
<b>Injection date:</b> 12/13/2016 7:26:28 PM	<b>Vial:</b> 43
<b>Method:</b> ethanol quant.M	<b>Sequence:</b> 13Dec16
<b>Instrument:</b> US14173023 CN14160045	<b>Analyst:</b> Langan
<b>Data file:</b> C:\Chem32\11\Data\13Dec16\43.D	

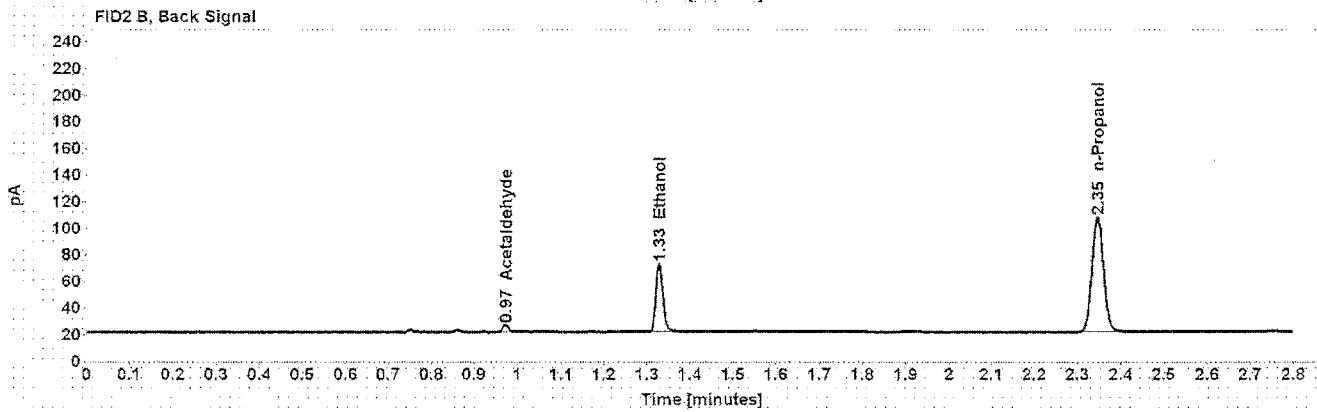
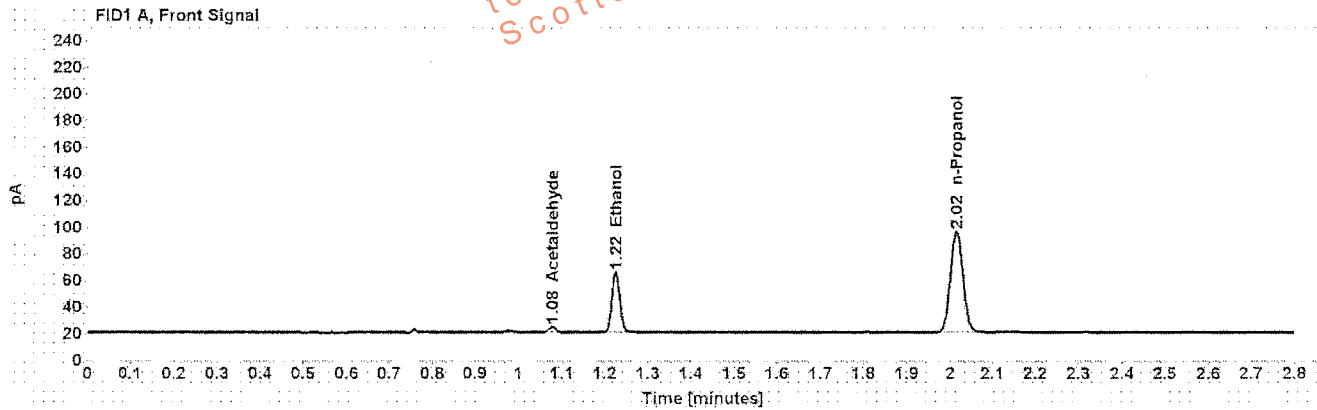


Table 1: FID 1 A (column DB-ALC1)

Compound	Amount (g/100mL)	Time (min)	Peak Area
Acetaldehyde	-----	1.078	4.407
>Ethanol	0.1018	1.225	57.682
n-Propanol	-----	2.015	155.599

Table 2: FID 2 B (column DB-ALC2)

Compound	Time (min)	Peak Area
Acetaldehyde	0.973	4.797
Ethanol	1.328	59.405
n-Propanol	2.346	160.071

## Scottsdale Police Department Crime Lab Volatiles Analysis

Sample: [REDACTED]	Item number: 000001A 1085666
Injection date: 12/13/2016 7:30:28 PM	Vial: 44
Method: ethanol.quant.M	Sequence: 13Dec16
Instrument: US14173023 CN14160045	Analyst: Langan
Data file: C:\Chem3211\Data\13Dec16\44.D	

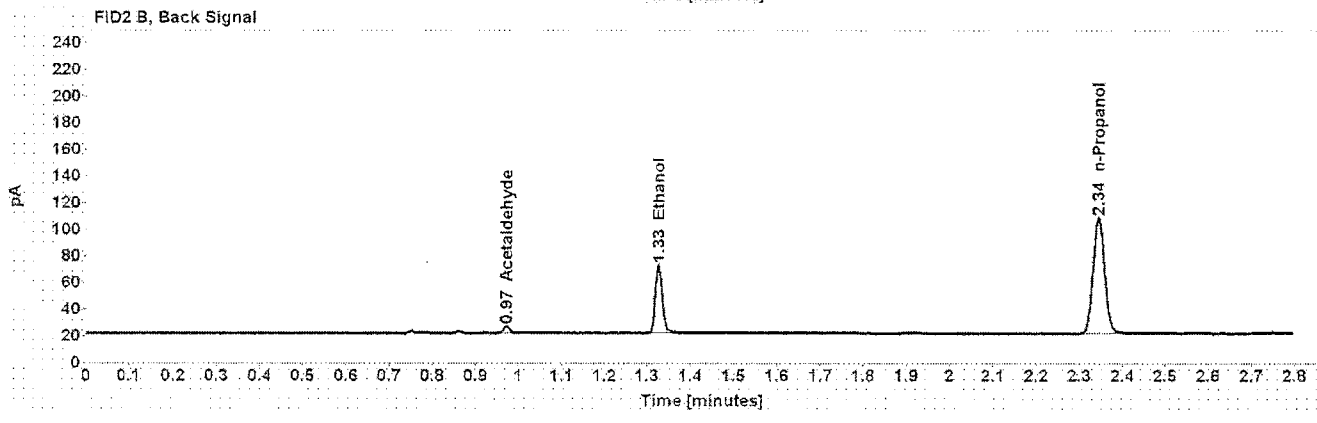
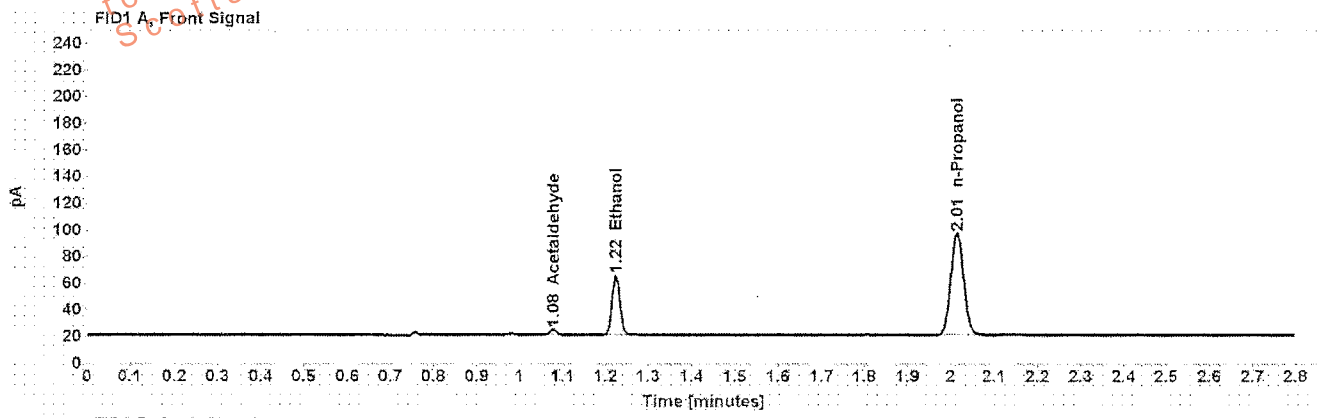


Table 1: FID 1 A (column DB-ALC1)

Compound	Amount (g/100mL)	Time (min)	Peak Area
Acetaldehyde	-----	1.077	4.210
>Ethanol	0.1009	1.224	57.770
n-Propanol	-----	2.014	157.338

Table 2: FID 2 B (column DB-ALC2)

Compound	Time (min)	Peak Area
Acetaldehyde	0.972	4.559
Ethanol	1.326	59.289
n-Propanol	2.344	161.967

## Scottsdale Police Department Crime Lab Volatiles Analysis

Sample: [REDACTED]	Item number: 1085666 11 03318
Injection date: 12/13/2016 7:34:28 PM	Vial: 45
Method: ethanol quant.M	Sequence: 13Dec16
Instrument: US14173023 CN14160045	Analyst: Langan
Data file: C:\Chem321\1Data\13Dec16\45.D	

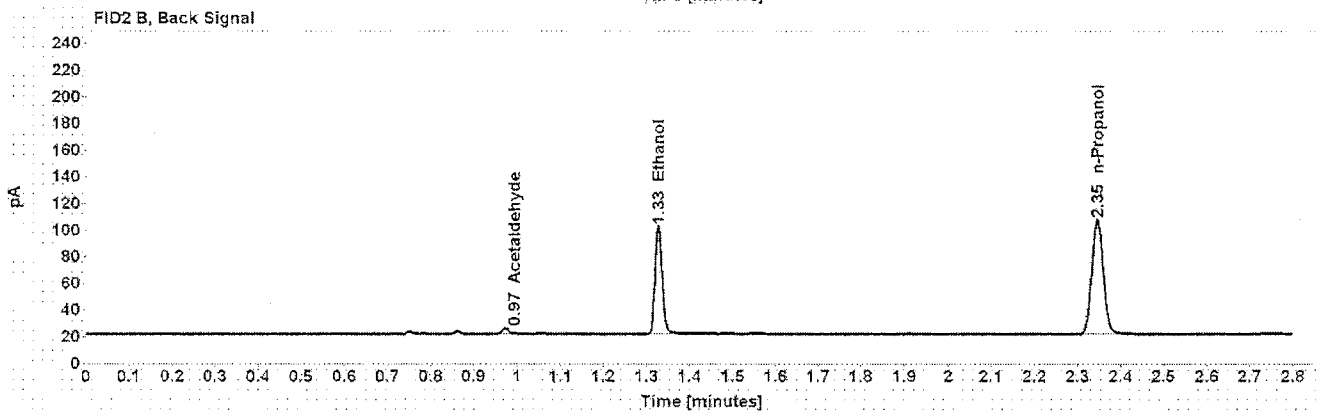
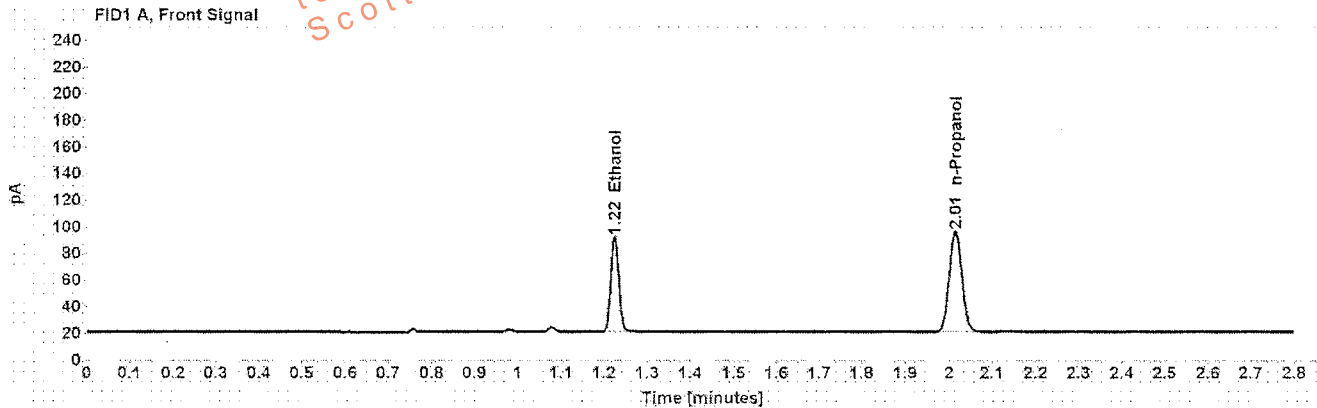


Table 1: FID 1 A (column DB-ALC1)

Compound	Amount (g/100mL)	Time (min)	Peak Area
>Ethanol	0.1611	1.224	91.251
n-Propanol	---	2.015	154.959

Table 2: FID 2 B (column DB-ALC2)

Compound	Time (min)	Peak Area
Acetaldehyde	0.972	3.889
Ethanol	1.327	94.021
n-Propanol	2.345	159.362



## Scottsdale Police Department Crime Lab Volatiles Analysis

Sample:	[REDACTED]	Item number:	1085666 - 1103318
Injection date:	12/13/2016 7:38:28 PM	Vial:	46
Method:	ethanol quant.M	Sequence:	13Dec16
Instrument:	US14173023 CN14160045	Analyst:	Langan
Data file:	C:\Chem32\11\Data\13Dec16\46.D		

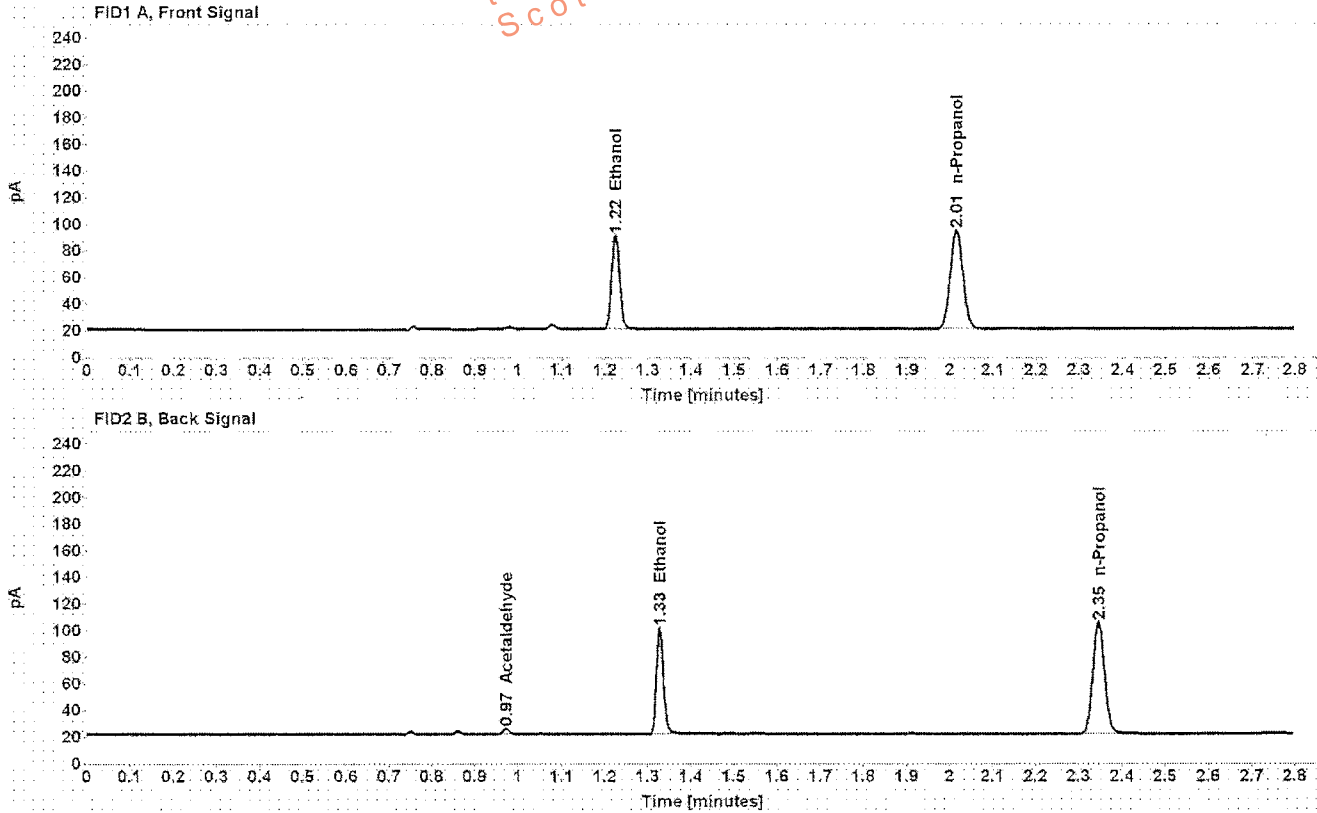


Table 1: FID 1 A (column DB-ALC1)

Compound	Amount (g/100mL)	Time (min)	Peak Area
>Ethanol	0.1623	1.225	89.991
n-Propanol	-----	2.015	151.659

Table 2: FID 2 B (column DB-ALC2)

Compound	Time (min)	Peak Area
Acetaldehyde	0.973	3.815
Ethanol	1.328	92.558
n-Propanol	2.346	156.094

## Scottsdale Police Department Crime Lab Volatiles Analysis

<b>Sample:</b> [REDACTED]	<b>Item number:</b> 1103318 1087029
<b>Injection date:</b> 12/13/2016 7:42:28 PM	<b>Vial:</b> 47
<b>Method:</b> ethanol quant.M	<b>Sequence:</b> 13Dec16
<b>Instrument:</b> US14173023 CN14160045	<b>Analyst:</b> Langan
<b>Data file:</b> C:\Chem3211\Data\13Dec16\47.D	

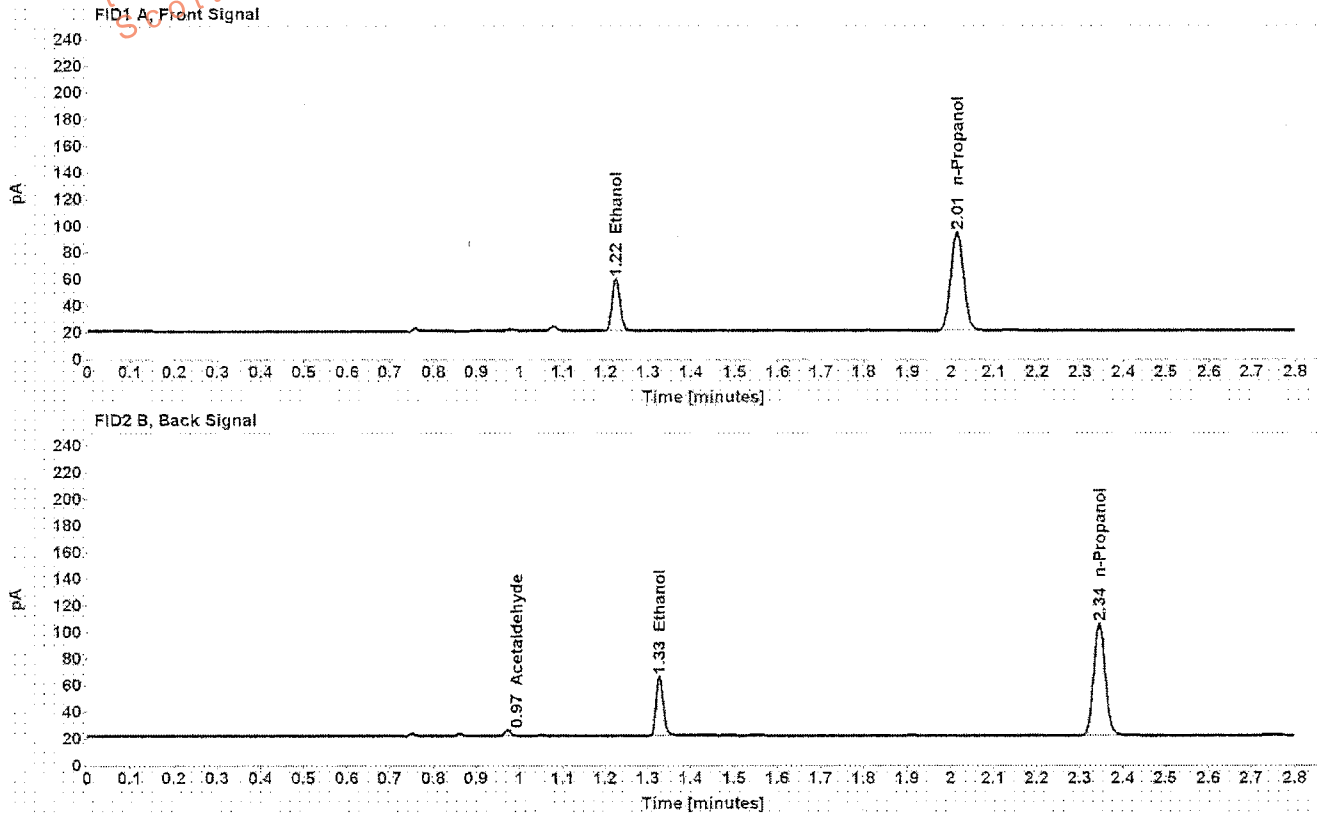


Table 1: FID 1 A (column DB-ALC1)

Compound	Amount (g/100mL)	Time (min)	Peak Area
>Ethanol	0.0913	1.224	50.413
n-Propanol	-----	2.014	151.886

Table 2: FID 2 B (column DB-ALC2)

Compound	Time (min)	Peak Area
Acetaldehyde	0.972	3.992
Ethanol	1.327	51.747
n-Propanol	2.345	156.160

## Scottsdale Police Department Crime Lab Volatiles Analysis

Dissemination is restricted to Criminal Justice Agencies and authorized agencies in PROHIBITED to unauthorized agencies in Scottsdale City Prosecutor's Office

Sample: [REDACTED]	Item number: 4409948 1087059
Injection date: 12/13/2016 7:46:28 PM	Vial: 48
Method: ethanol quant.M	Sequence: 13Dec16
Instrument: US14173023 CN14160045	Analyst: Langan
Data file: C:\Chem321\Data\13Dec16\48.D	

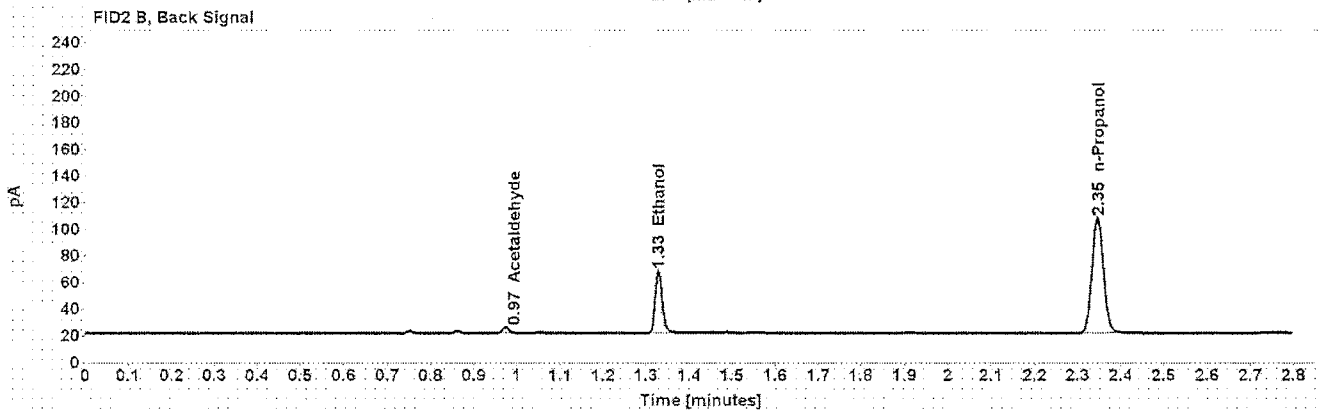
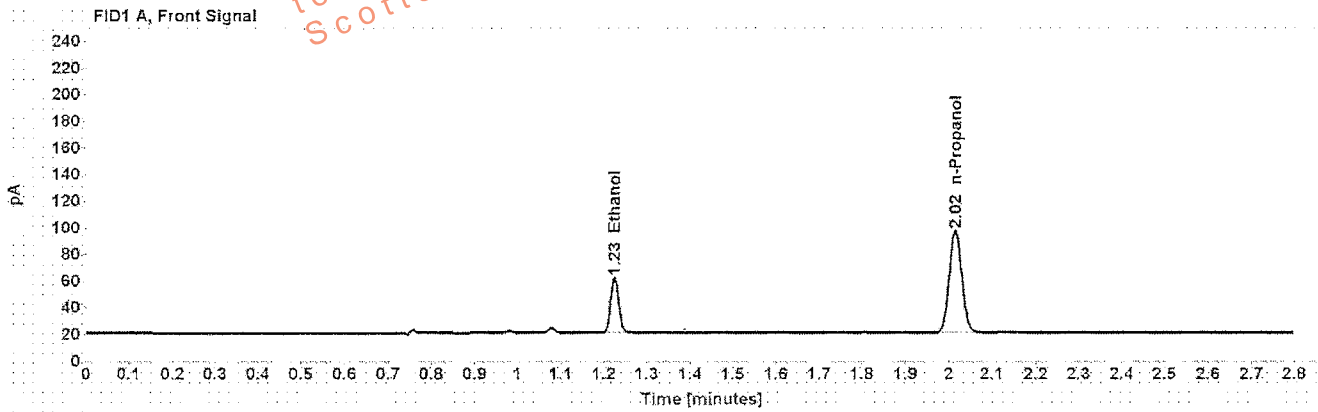


Table 1: FID 1 A (column DB-ALC1)

Compound	Amount (g/100mL)	Time (min)	Peak Area
>Ethanol	0.0927	1.225	52.798
n-Propanol	-----	2.015	156.610

Table 2: FID 2 B (column DB-ALC2)

Compound	Time (min)	Peak Area
Acetaldehyde	0.973	3.988
Ethanol	1.328	54.159
n-Propanol	2.346	161.088

## Scottsdale Police Department Crime Lab Volatiles Analysis

Sample:	[REDACTED]	Item number:	1088581
Injection date:	12/13/2016 7:50:43 PM	Vial:	49
Method:	ethanol quant.M	Sequence:	13Dec16
Instrument:	US14173023 CN14160045	Analyst:	Langan
Data file:	C:\Chem32\1\Data\13Dec16\49.D		

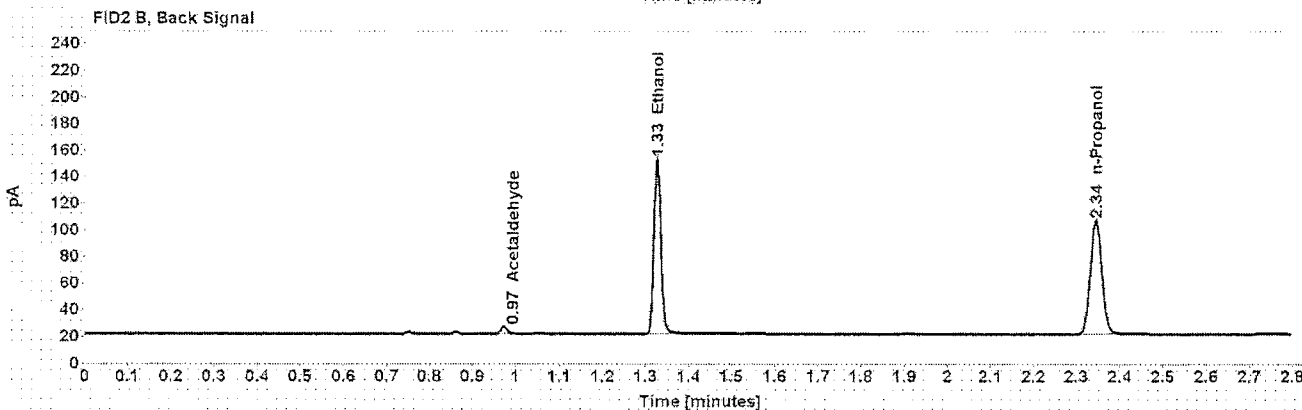
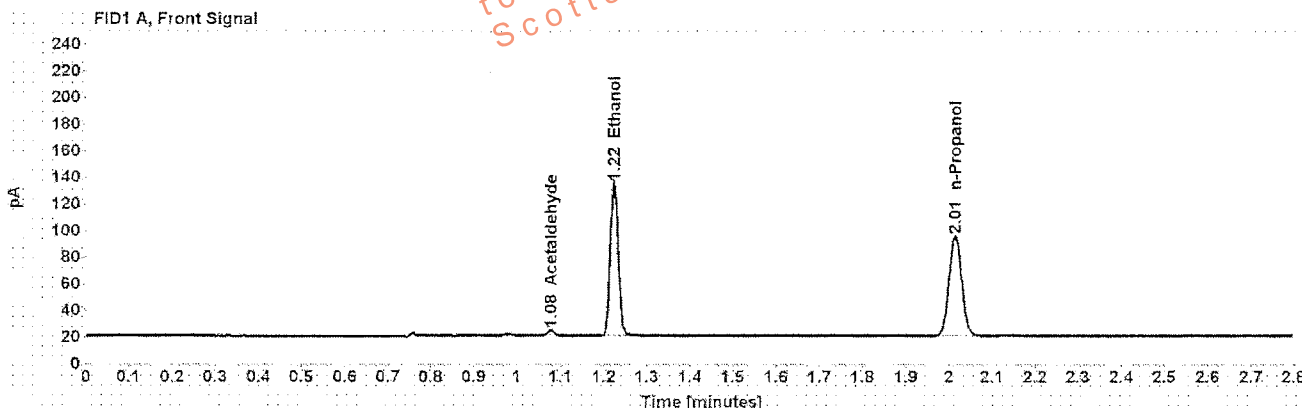


Table 1: FID 1 A (column DB-ALC1)

Compound	Amount (g/100mL)	Time (min)	Peak Area
Acetaldehyde	-----	1.078	4.419
>Ethanol	0.2602	1.224	147.229
n-Propanol	-----	2.014	154.384

Table 2: FID 2 B (column DB-ALC2)

Compound	Time (min)	Peak Area
Acetaldehyde	0.972	4.758
Ethanol	1.326	152.123
n-Propanol	2.345	158.851

## Scottsdale Police Department Crime Lab Volatiles Analysis

<b>Sample:</b> [REDACTED]	<b>Item number:</b> 1088581
<b>Injection date:</b> 12/13/2016 7:54:43 PM	<b>Vial:</b> 50
<b>Method:</b> ethanol quant.M	<b>Sequence:</b> 13Dec16
<b>Instrument:</b> US14173023 CN14160045	<b>Analyst:</b> Langan
<b>Data file:</b> C:\Chem3211\Data\13Dec16\50.D	

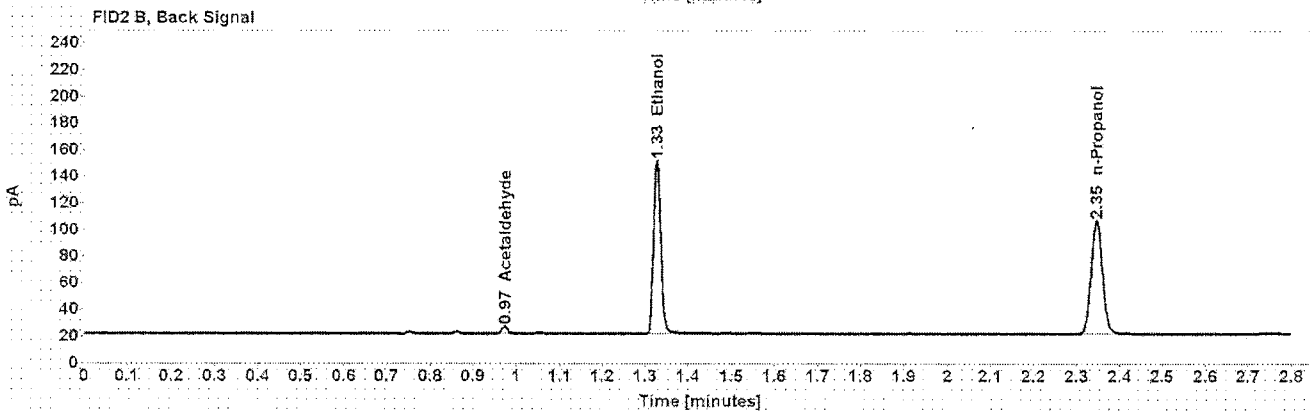
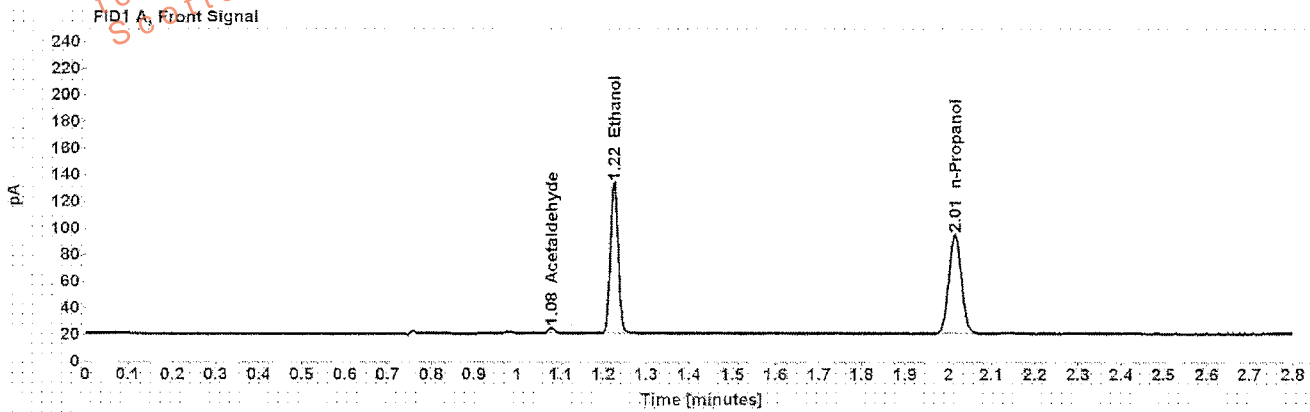


Table 1: FID 1 A (column DB-ALC1)

Compound	Amount (g/100mL)	Time (min)	Peak Area
Acetaldehyde	-----	1.078	4.336
>Ethanol	0.2604	1.224	145.678
n-Propanol	-----	2.015	152.669

Table 2: FID 2 B (column DB-ALC2)

Compound	Time (min)	Peak Area
Acetaldehyde	0.973	4.714
Ethanol	1.328	150.288
n-Propanol	2.346	157.184

## Scottsdale Police Department Crime Lab Volatiles Analysis

Sample:	[REDACTED]	Item number:	1093086
Injection date:	12/13/2016 7:58:43 PM	Vial:	51
Method:	ethanol quant.M	Sequence:	13Dec16
Instrument:	US14173023 CN14160045	Analyst:	Langan
Data file:	C:\Chem32\1\Data\13Dec16\51.D		

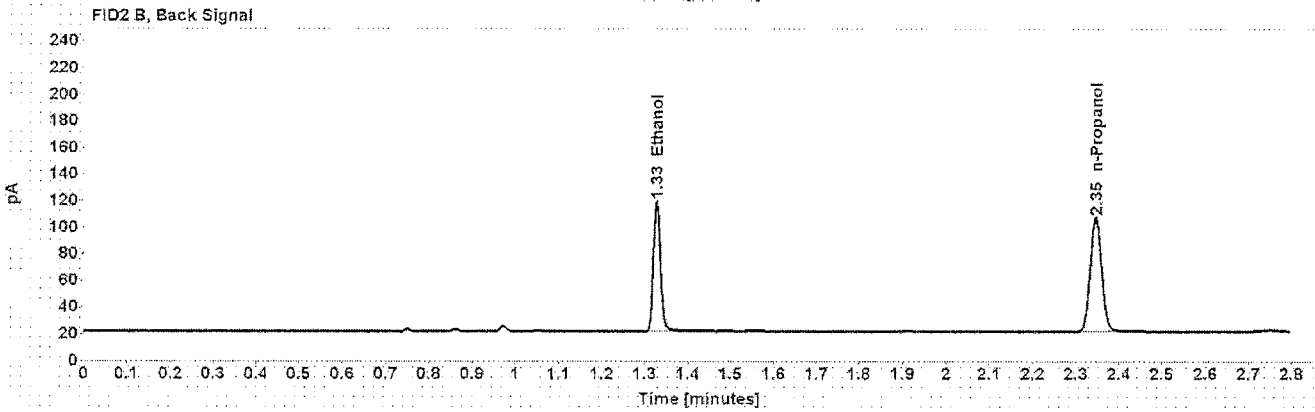
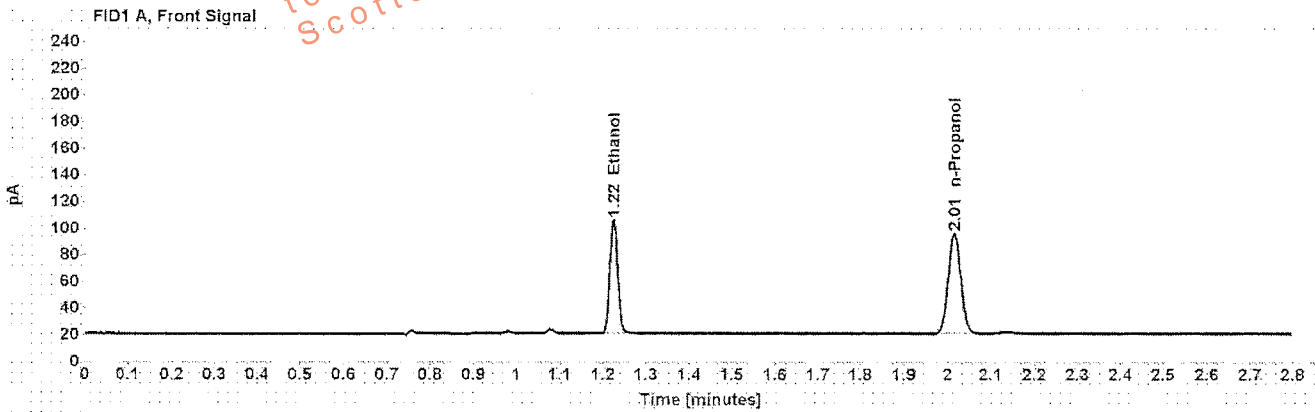


Table 1: FID 1 A (column DB-ALC1)

Compound	Amount (g/100mL)	Time (min)	Peak Area
>Ethanol	0.1942	1.224	109.794
n-Propanol	-----	2.015	154.496

Table 2: FID 2 B (column DB-ALC2)

Compound	Time (min)	Peak Area
Ethanol	1.328	113.156
n-Propanol	2.346	159.396

## Scottsdale Police Department Crime Lab Volatiles Analysis

Sample: [REDACTED]	Item number: 1093086
Injection date: 12/13/2016 8:02:43 PM	Vial: 52
Method: ethanol quant.M	Sequence: 13Dec16
Instrument: US14173023 CN14160045	Analyst: Langan
Data file: C:\Chem32\1\Data\13Dec16\52.D	

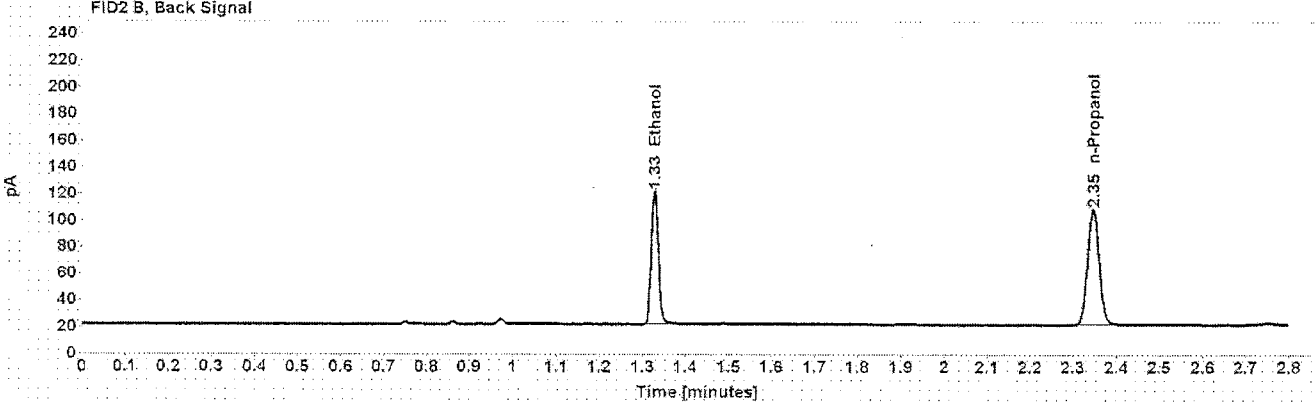
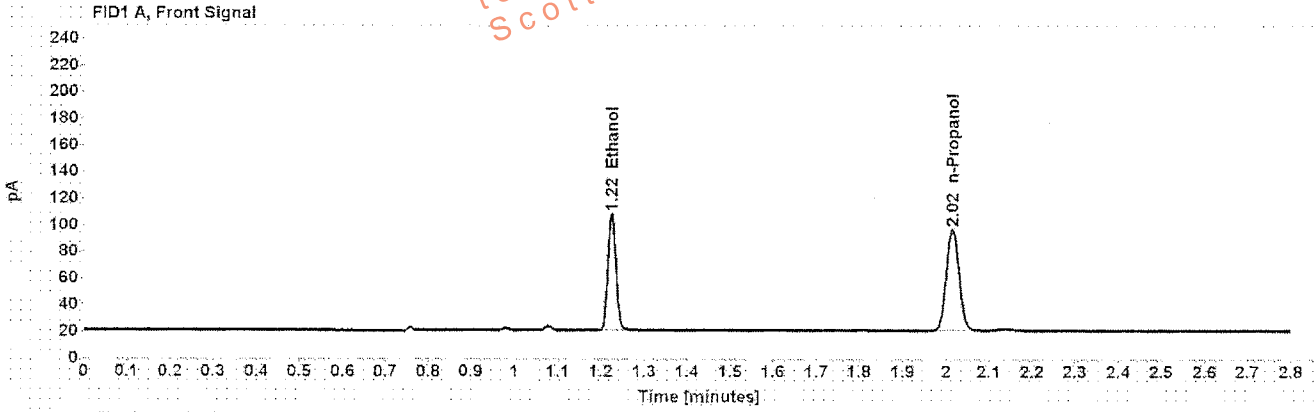


Table 1: FID 1 A (column DB-ALC1)

Compound	Amount (g/100mL)	Time (min)	Peak Area
>Ethanol	0.1966	1.225	112.379
n-Propanol	-----	2.015	156.231

Table 2: FID 2 B (column DB-ALC2)

Compound	Time (min)	Peak Area
Ethanol	1.328	115.984
n-Propanol	2.346	161.191

## Scottsdale Police Department Crime Lab Volatiles Analysis

Sample: [REDACTED]	Item number: 1091213
Injection date: 12/13/2016 8:10:43 PM	Vial: 54
Method: ethanol quant.M	Sequence: 13Dec16
Instrument: US14173023 CN14160045	Analyst: Langan
Data file: C:\Chem3211\Data\13Dec16\54.D	

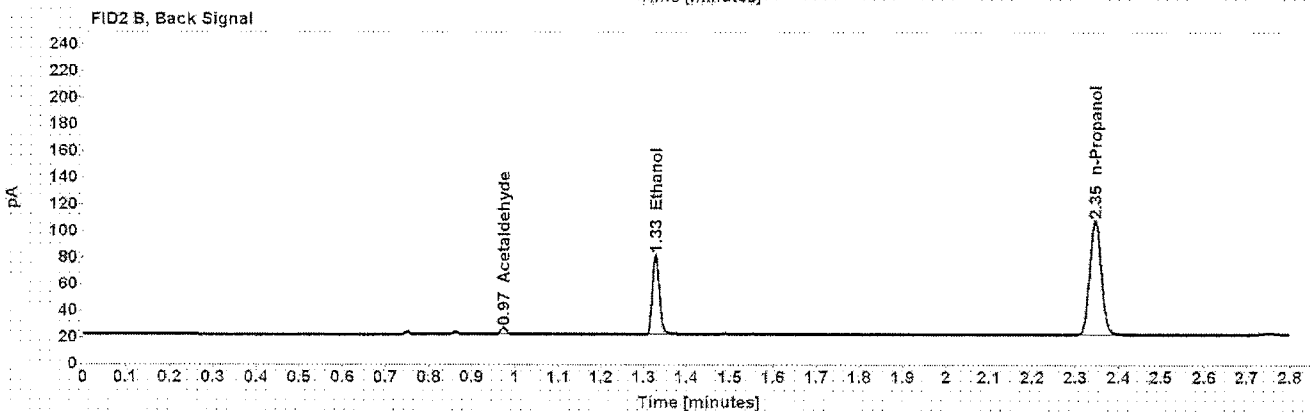
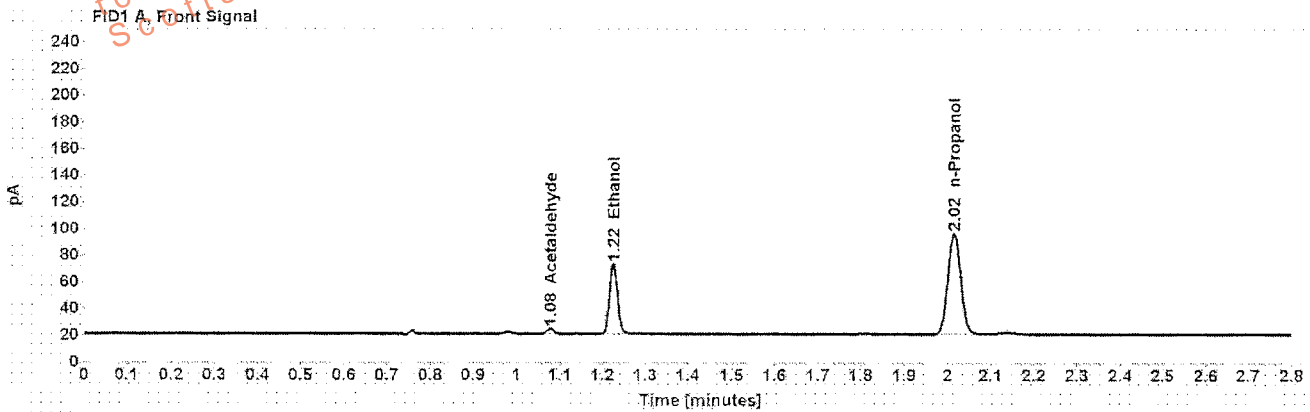


Table 1: FID 1 A (column DB-ALC1)

Compound	Amount (g/100mL)	Time (min)	Peak Area
Acetaldehyde	-----	1.078	4.186
>Ethanol	0.1186	1.225	67.328
n-Propanol	-----	2.015	155.702

Table 2: FID 2 B (column DB-ALC2)

Compound	Time (min)	Peak Area
Acetaldehyde	0.973	4.601
Ethanol	1.328	69.064
n-Propanol	2.346	160.504



## Scottsdale Police Department Crime Lab Volatiles Analysis

<b>Sample:</b> [REDACTED]	<b>Item number:</b> 1091213
<b>Injection date:</b> 12/13/2016 8:14:58 PM	<b>Vial:</b> 55
<b>Method:</b> ethanol quant.M	<b>Sequence:</b> 13Dec16
<b>Instrument:</b> US14173023 CN14160045	<b>Analyst:</b> Langan
<b>Data file:</b> C:\Chem32\1\Data\13Dec16\55.D	

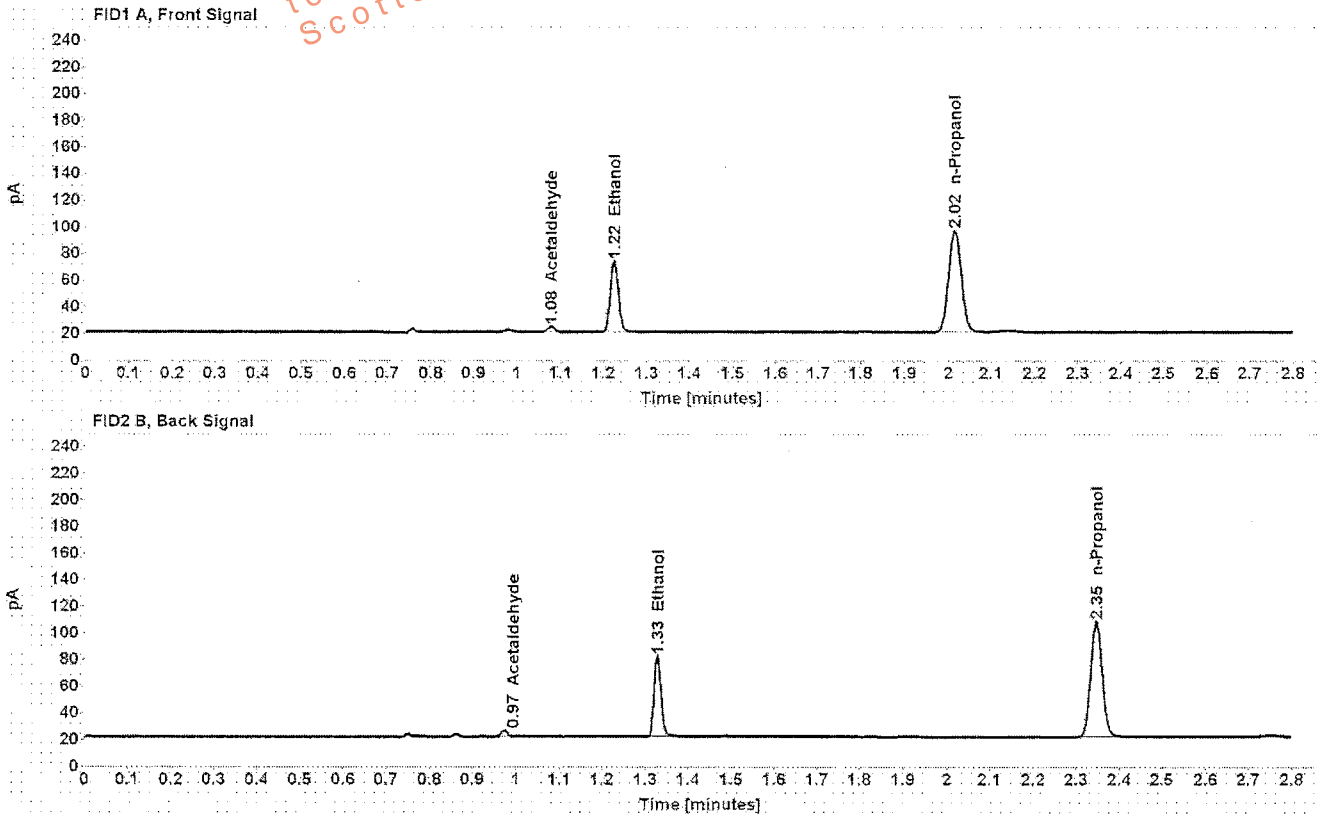


Table 1: FID 1 A (column DB-ALC1)

Compound	Amount (g/100mL)	Time (min)	Peak Area
Acetaldehyde	-----	1.078	4.198
>Ethanol	0.1189	1.225	67.860
n-Propanol	-----	2.015	156.582

Table 2: FID 2 B (column DB-ALC2)

Compound	Time (min)	Peak Area
Acetaldehyde	0.973	4.564
Ethanol	1.328	69.840
n-Propanol	2.346	161.438

## Scottsdale Police Department Crime Lab Volatiles Analysis

Sample: [REDACTED]	Item number: 1092816
Injection date: 12/13/2016 8:18:57 PM	Vial: 56
Method: ethanol quant.M	Sequence: 13Dec16
Instrument: US14173023 CN14160045	Analyst: Langan
Data file: C:\Chem3211\Data\13Dec16\56.D	

Dissemination is restricted to Criminal Justice Agencies and authorized personnel only. Any further dissemination to unauthorized agencies is PROHIBITED.  
Scottsdale City Prosecutor

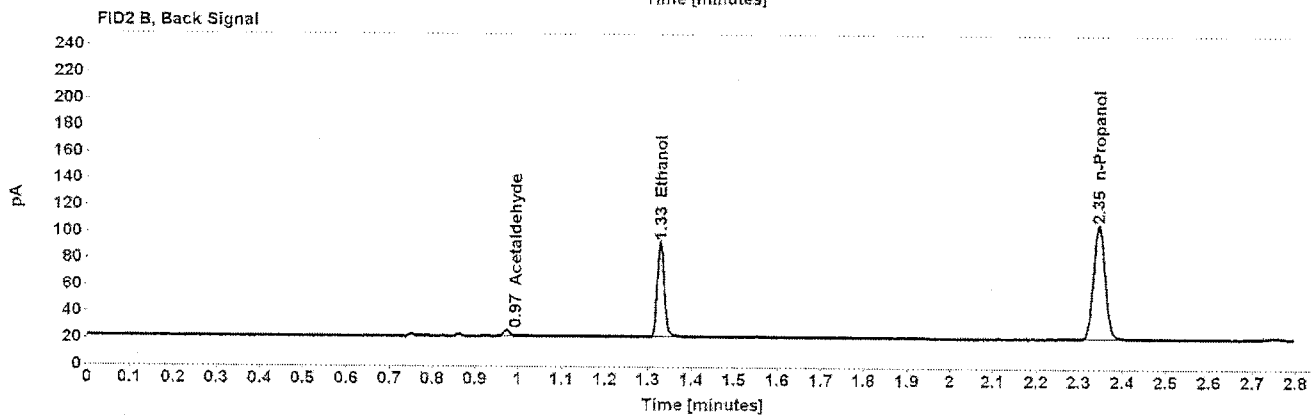
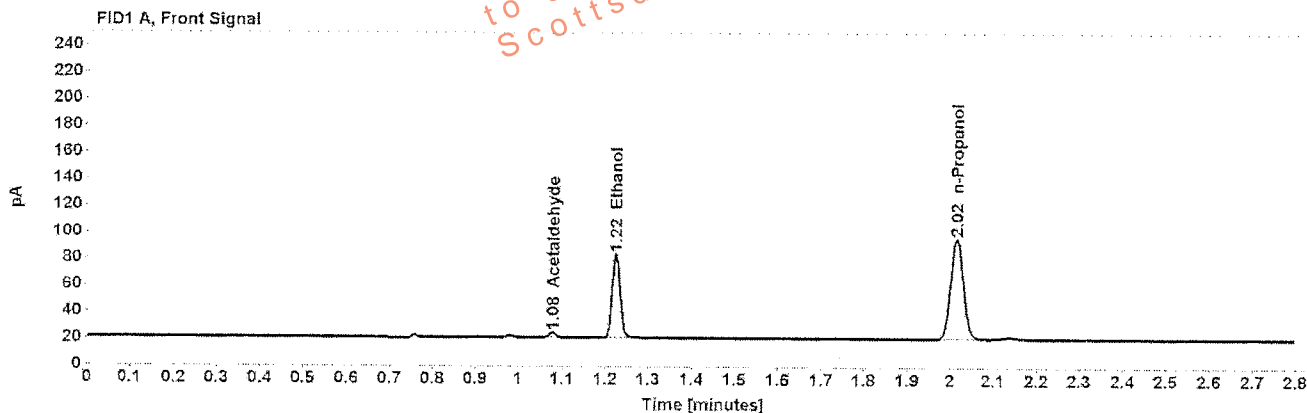


Table 1: FID 1 A (column DB-ALC1)

Compound	Amount (g/100mL)	Time (min)	Peak Area
Acetaldehyde	-----	1.078	3.935
>Ethanol	0.1421	1.225	80.184
n-Propanol	-----	2.015	154.506

Table 2: FID 2 B (column DB-ALC2)

Compound	Time (min)	Peak Area
Acetaldehyde	0.973	4.345
Ethanol	1.328	82.786
n-Propanol	2.346	159.576

## Scottsdale Police Department Crime Lab Volatiles Analysis

<b>Sample:</b> [REDACTED]	<b>Item number:</b> 1092816
<b>Injection date:</b> 12/13/2016 8:22:57 PM	<b>Vial:</b> 57
<b>Method:</b> ethanol quant.M	<b>Sequence:</b> 13Dec16
<b>Instrument:</b> US14173023 CN14160045	<b>Analyst:</b> Langan
<b>Data file:</b> C:\Chem32\11Data\13Dec16\57.D	

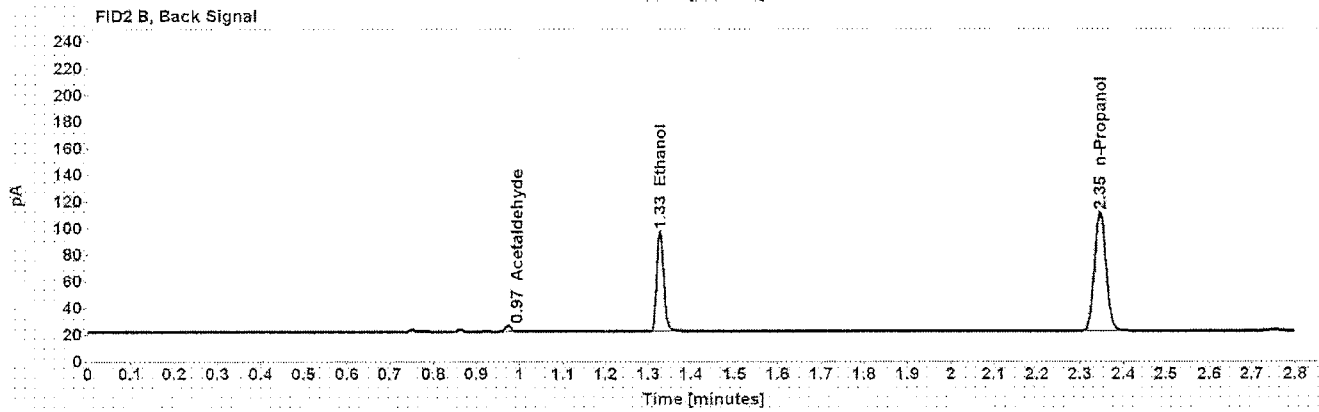
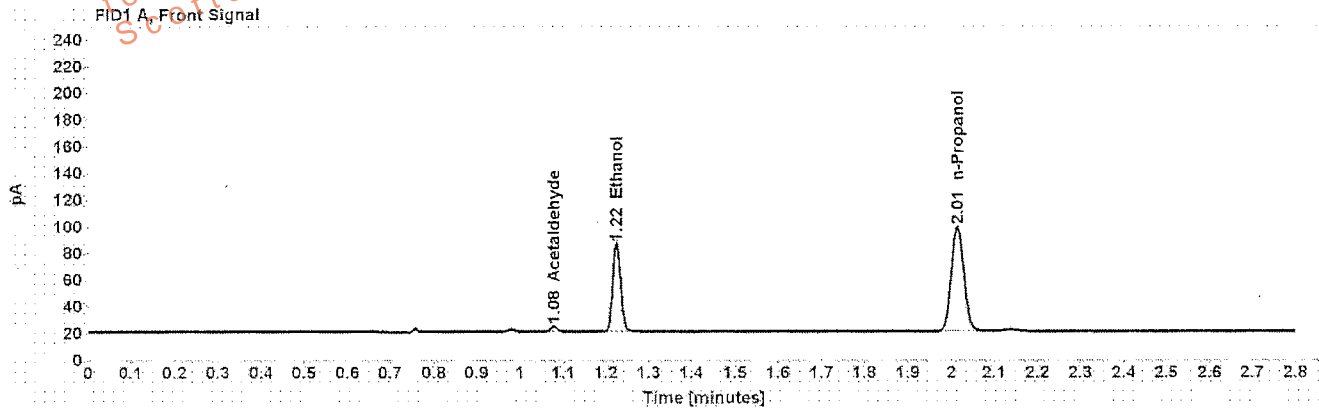


Table 1: FID 1 A (column DB-ALC1)

Compound	Amount (g/100mL)	Time (min)	Peak Area
Acetaldehyde	-----	1.078	4.001
>Ethanol	0.1448	1.225	85.025
n-Propanol	-----	2.015	160.757

Table 2: FID 2 B (column DB-ALC2)

Compound	Time (min)	Peak Area
Acetaldehyde	0.973	4.328
Ethanol	1.328	87.644
n-Propanol	2.346	165.911

**Scottsdale Police Department Crime Lab Volatiles Analysis**

Sample:	[REDACTED]	Item number:	998113
Injection date:	12/13/2016 8:26:58 PM	Vial:	58
Method:	ethanol quant.M	Sequence:	13Dec16
Instrument:	US14173023 CN14160045	Analyst:	Langan
Data file:	C:\Chem32\1\Data\13Dec16\58.D		

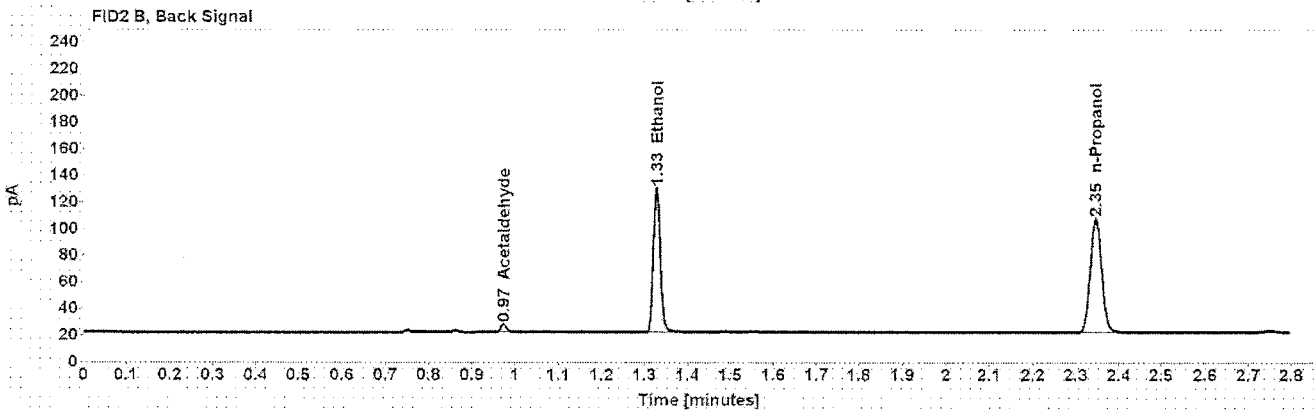
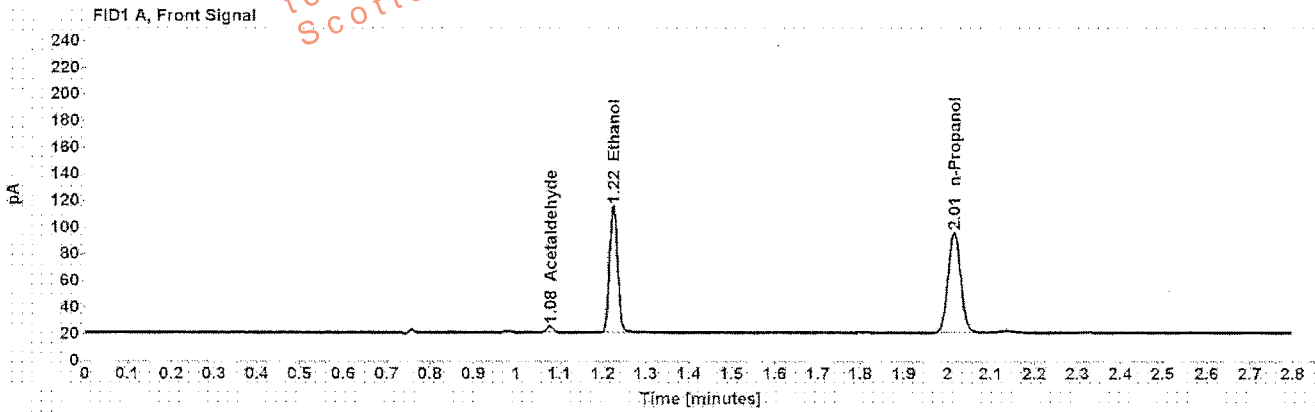


Table 1: FID 1 A (column DB-ALC1)

Compound	Amount (g/100mL)	Time (min)	Peak Area
Acetaldehyde	-----	1.078	5.136
>Ethanol	0.2158	1.224	122.038
n-Propanol	-----	2.015	154.449

Table 2: FID 2 B (column DB-ALC2)

Compound	Time (min)	Peak Area
Acetaldehyde	0.973	5.582
Ethanol	1.328	125.751
n-Propanol	2.346	159.529

## Scottsdale Police Department Crime Lab Volatiles Analysis

Sample: [REDACTED]	Item number: 998113
Injection date: 12/13/2016 8:30:58 PM	Vial: 59
Method: ethanol quant.M	Sequence: 13Dec16
Instrument: US14173023 CN14160045	Analyst: Langan
Data file: C:\Chem32\1\Data\13Dec16\59.D	

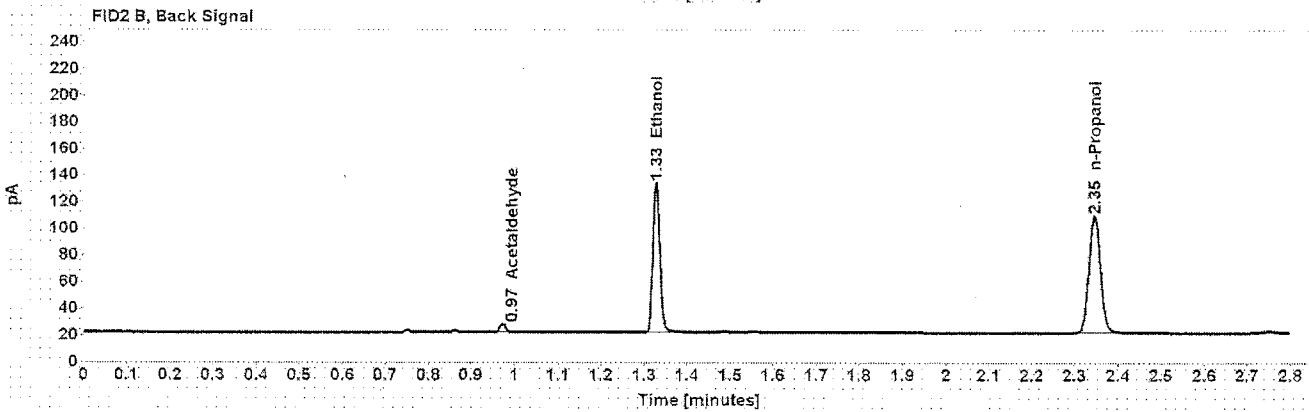
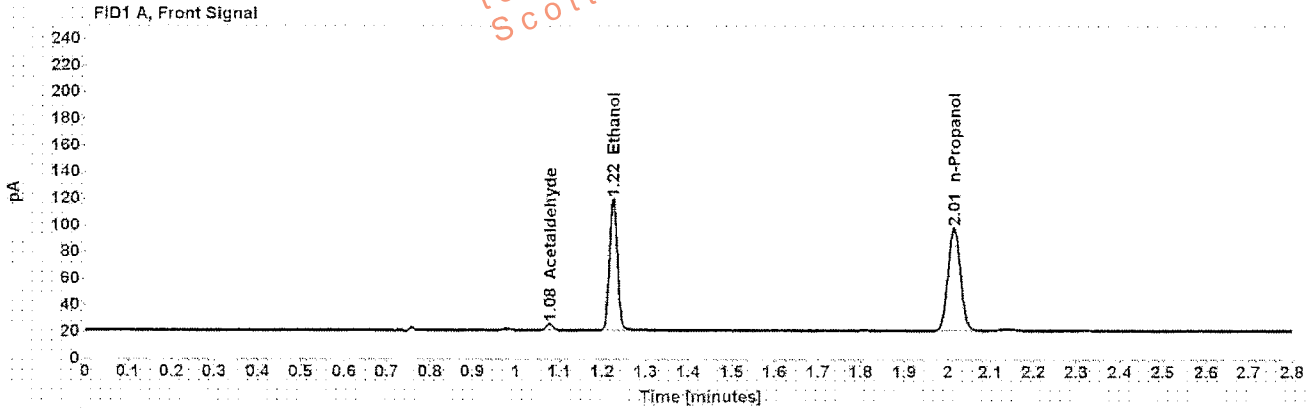


Table 1: FID 1 A (column DB-ALC1)

Compound	Amount (g/100mL)	Time (min)	Peak Area
Acetaldehyde	-----	1.078	5.270
>Ethanol	0.2186	1.224	126.361
n-Propanol	-----	2.015	157.864

Table 2: FID 2 B (column DB-ALC2)

Compound	Time (min)	Peak Area
Acetaldehyde	0.973	5.679
Ethanol	1.328	130.262
n-Propanol	2.346	163.084

Scottsdale Police Department Crime Lab Volatiles Analysis

Sample:	[REDACTED]	Item number:	1040284
Injection date:	12/13/2016 8:34:58 PM	Vial:	60
Method:	ethanol quant.M	Sequence:	13Dec16
Instrument:	US14173023 CN14160045	Analyst:	Langan
Data file:	C:\Chem32\11\Data\13Dec16\60.D		

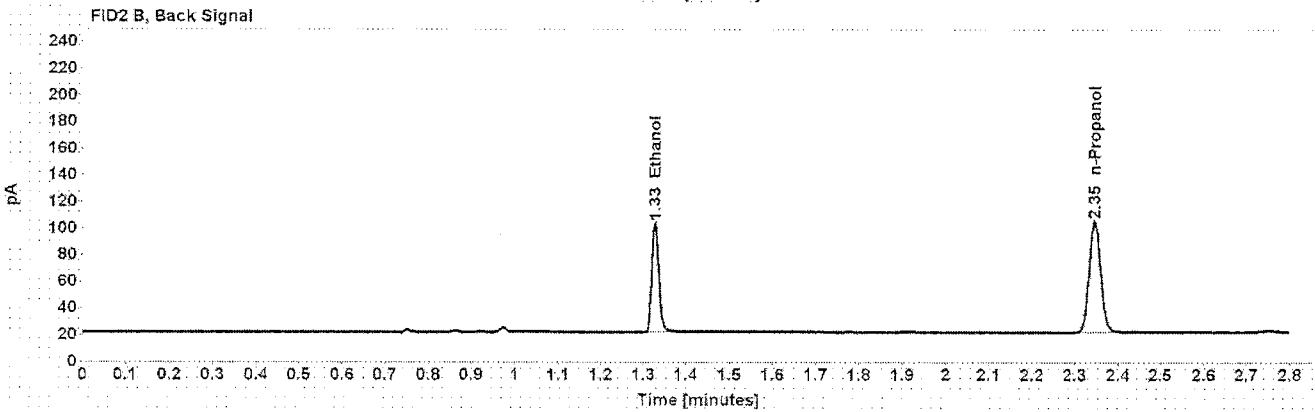
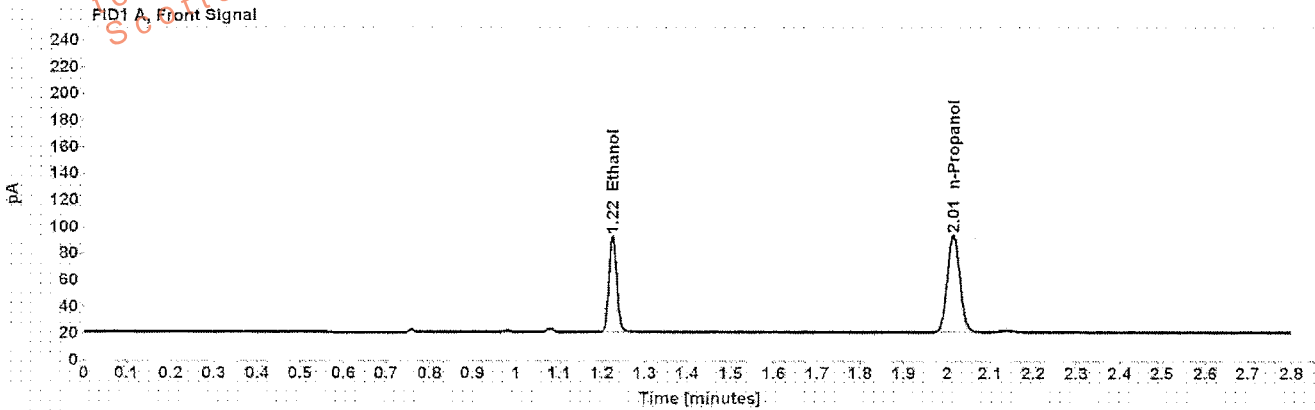


Table 1: FID 1 A (column DB-ALC1)

Compound	Amount (g/100mL)	Time (min)	Peak Area
>Ethanol	0.1682	1.225	92.315
n-Propanol	-----	2.015	150.133

Table 2: FID 2 B (column DB-ALC2)

Compound	Time (min)	Peak Area
Ethanol	1.328	95.043
n-Propanol	2.346	154.943

## Scottsdale Police Department Crime Lab Volatiles Analysis

Sample:	[REDACTED]	Item number:	1040284
Injection date:	12/13/2016 8:39:13 PM	Vial:	61
Method:	ethanol quant.M	Sequence:	13Dec16
Instrument:	US14173023 CN14160045	Analyst:	Langan
Data file:	C:\Chem32\11Data\13Dec16\1.D		

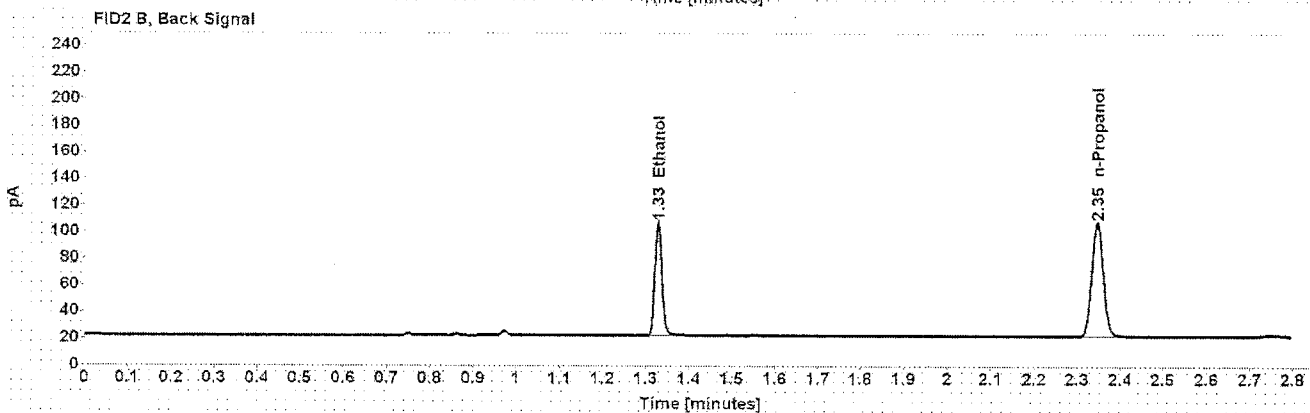
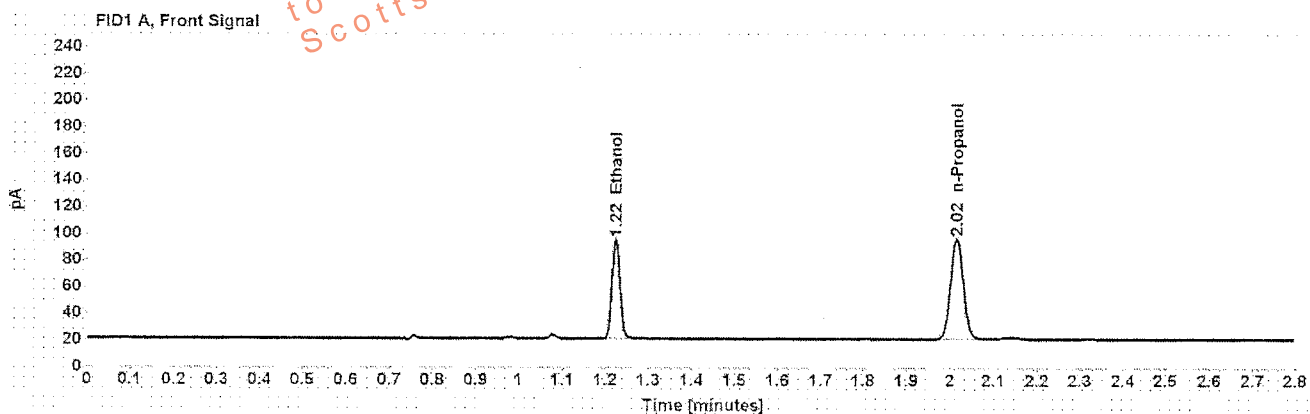


Table 1: FID 1 A (column DB-ALC1)

Compound	Amount (g/100mL)	Time (min)	Peak Area
>Ethanol	0.1691	1.225	95.604
n-Propanol	-----	2.015	154.633

Table 2: FID 2 B (column DB-ALC2)

Compound	Time (min)	Peak Area
Ethanol	1.328	98.583
n-Propanol	2.346	159.660

## Scottsdale Police Department Crime Lab Volatiles Analysis

Sample: [REDACTED]	Item number: 1097960
Injection date: 12/13/2016 8:43:13 PM	Vial: 62
Method: ethanol quant.M	Sequence: 13Dec16
Instrument: US14173023 CN14160045	Analyst: Langan
Data file: C:\Chem32\1\Data\13Dec16\62.D	

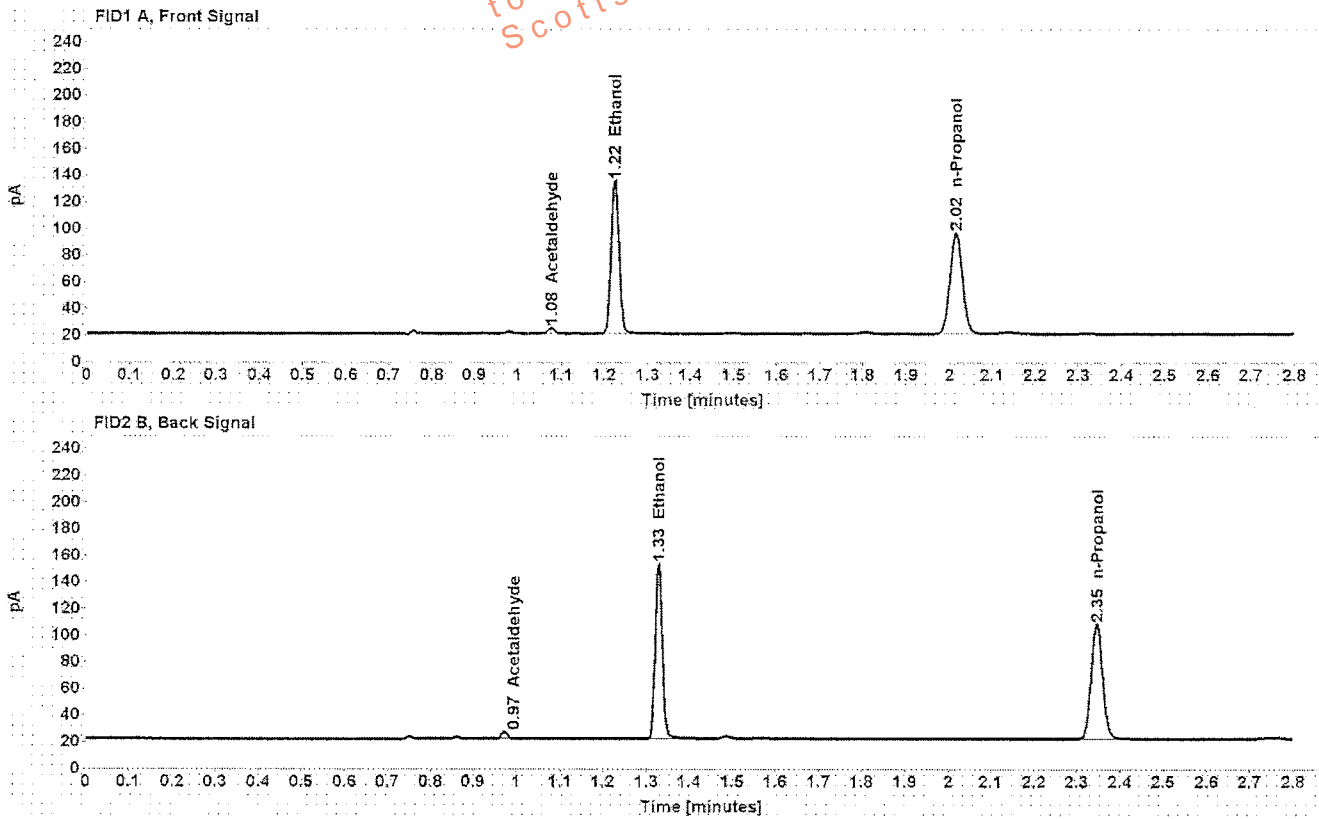


Table 1: FID 1 A (column DB-ALC1)

Compound	Amount (g/100mL)	Time (min)	Peak Area
Acetaldehyde	-----	1.078	4.442
>Ethanol	0.2584	1.224	147.214
n-Propanol	-----	2.015	155.475

Table 2: FID 2 B (column DB-ALC2)

Compound	Time (min)	Peak Area
Acetaldehyde	0.973	4.803
Ethanol	1.328	151.804
n-Propanol	2.346	160.328



## Scottsdale Police Department Crime Lab Volatiles Analysis

Sample: [REDACTED]	Item number: 1097960
Injection date: 12/13/2016 8:47:13 PM	Vial: 63
Method: ethanol quant.M	Sequence: 13Dec16
Instrument: US14173023 CN14160045	Analyst: Langan
Data file: C:\Chem32\11\Data\13Dec16\63.D	

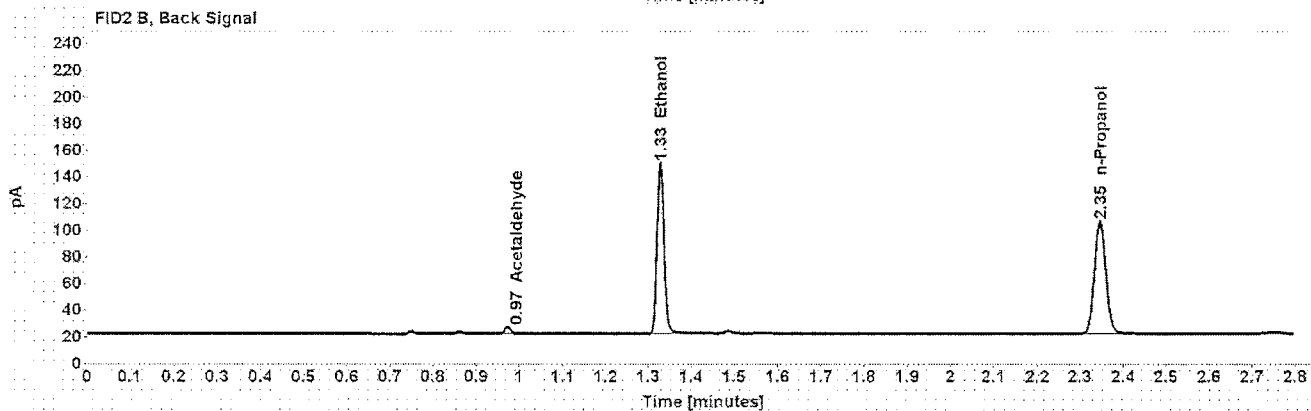
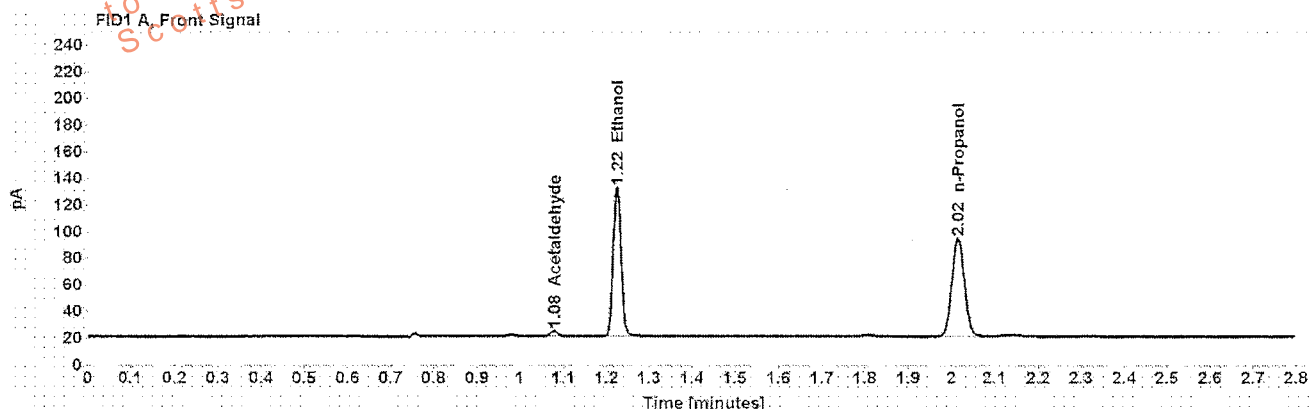


Table 1: FID 1 A (column DB-ALC1)

Compound	Amount (g/100mL)	Time (min)	Peak Area
Acetaldehyde	-----	1.078	4.245
>Ethanol	0.2582	1.224	143.589
n-Propanol	-----	2.015	151.760

Table 2: FID 2 B (column DB-ALC2)

Compound	Time (min)	Peak Area
Acetaldehyde	0.973	4.637
Ethanol	1.328	148.417
n-Propanol	2.346	156.728

## Scottsdale Police Department Crime Lab Volatiles Analysis

Sample:	[REDACTED]	Item number:	1127609
Injection date:	12/13/2016 8:55:13 PM	Vial:	65
Method:	ethanol quant.M	Sequence:	13Dec16
Instrument:	US14173023 CN14160045	Analyst:	Langan
Data file:	C:\Chem32\1\Data\13Dec16\65.D		

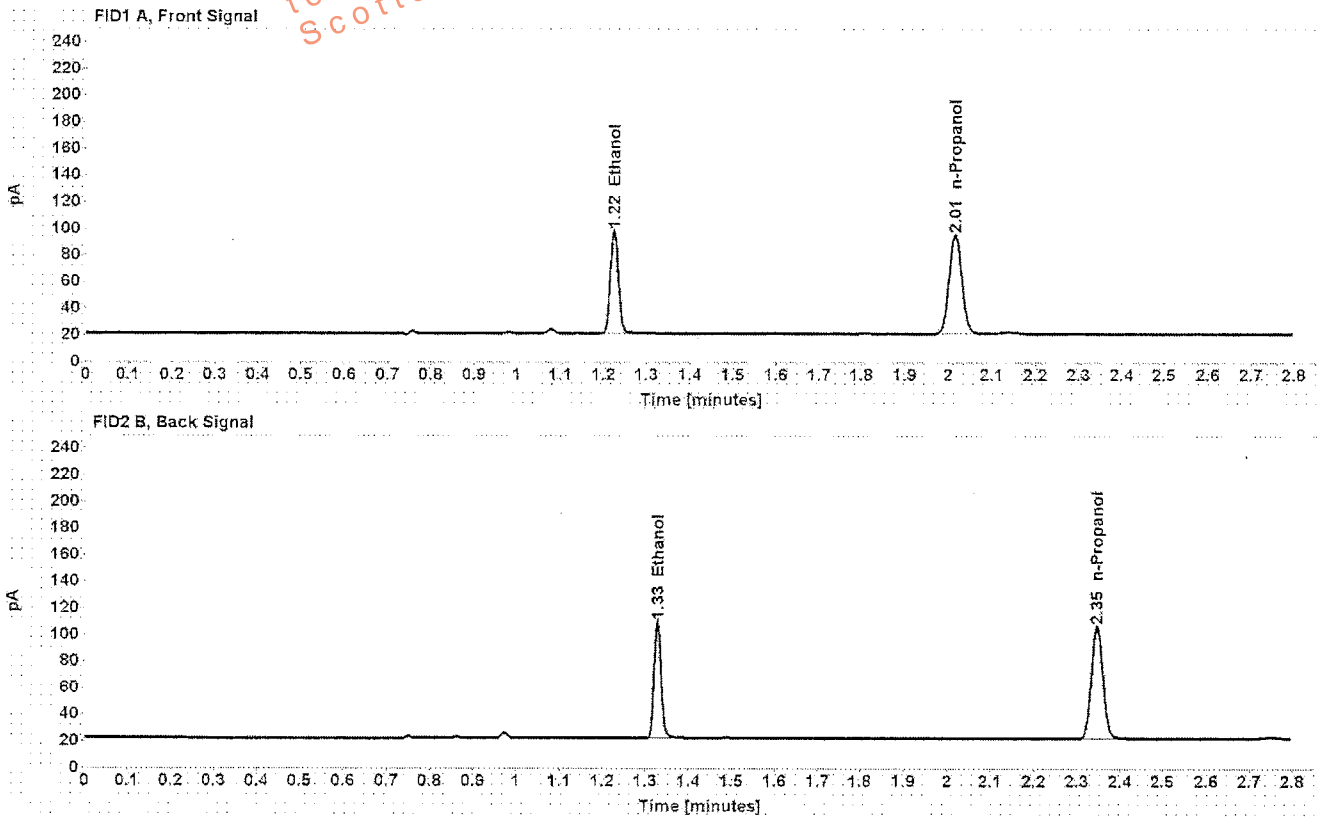


Table 1: FID 1 A (column DB-ALC1)

Compound	Amount (g/100mL)	Time (min)	Peak Area
>Ethanol	0.1774	1.225	99.044
n-Propanol	-----	2.015	152.655

Table 2: FID 2 B (column DB-ALC2)

Compound	Time (min)	Peak Area
Ethanol	1.328	101.854
n-Propanol	2.346	157.233

## Scottsdale Police Department Crime Lab Volatiles Analysis

Sample: [REDACTED]	Item number: 1127609
Injection date: 12/13/2016 8:59:13 PM	Vial: 66
Method: ethanol quant.M	Sequence: 13Dec16
Instrument: US14173023 CN14160045	Analyst: Langan
Data file: C:\Chem32\1\Data\13Dec16\66.D	

Dissemination is restricted to Criminal Justice Agencies and authorized Non-C.J. Agencies ONLY. Secondary dissemination to unauthorized agencies is PROHIBITED. Scottsdale City Prosecutor

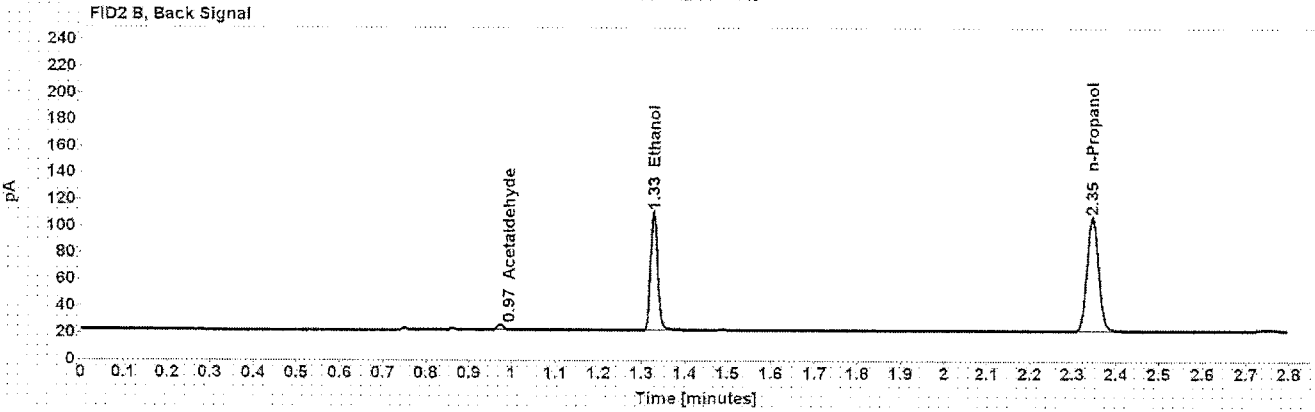
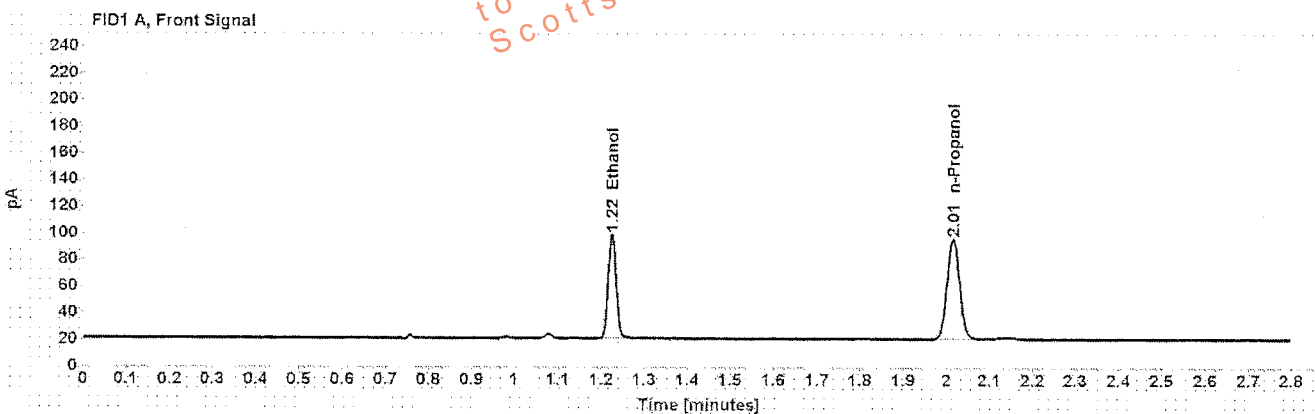


Table 1: FID 1 A (column DB-ALC1)

Compound	Amount (g/100mL)	Time (min)	Peak Area
>Ethanol	0.1771	1.225	100.136
n-Propanol	-----	2.015	154.630

Table 2: FID 2 B (column DB-ALC2)

Compound	Time (min)	Peak Area
Acetaldehyde	0.973	3.792
Ethanol	1.328	103.244
n-Propanol	2.346	159.387

## Scottsdale Police Department Crime Lab Volatiles Analysis

<b>Sample:</b> [REDACTED]	<b>Item number:</b> 1129107
<b>Injection date:</b> 12/13/2016 9:03:28 PM	<b>Vial:</b> 67
<b>Method:</b> ethanol quant.M	<b>Sequence:</b> 13Dec16
<b>Instrument:</b> US14173023 CN14160045	<b>Analyst:</b> Langan
<b>Data file:</b> C:\Chem32\11\Data\13Dec16\67.D	

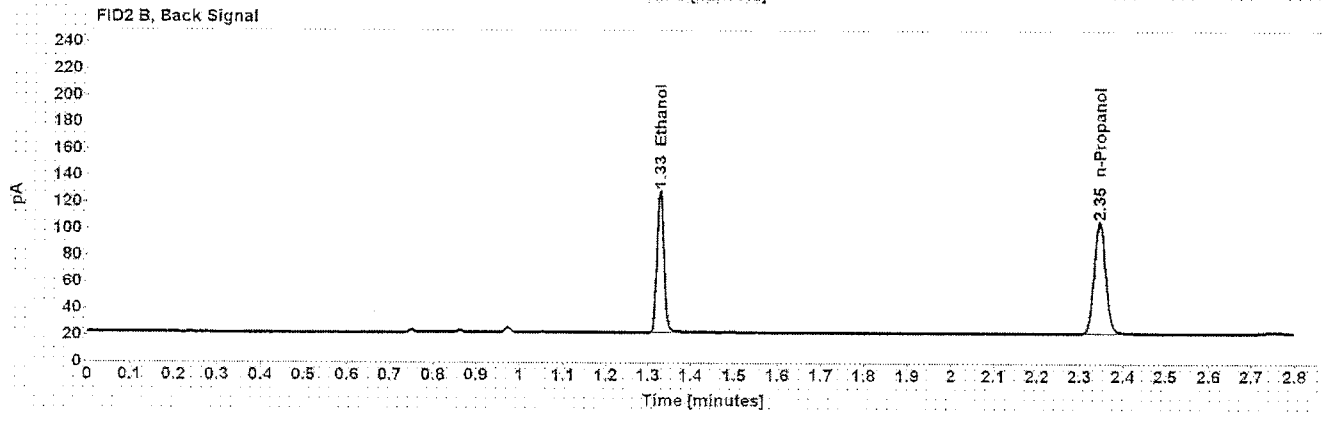
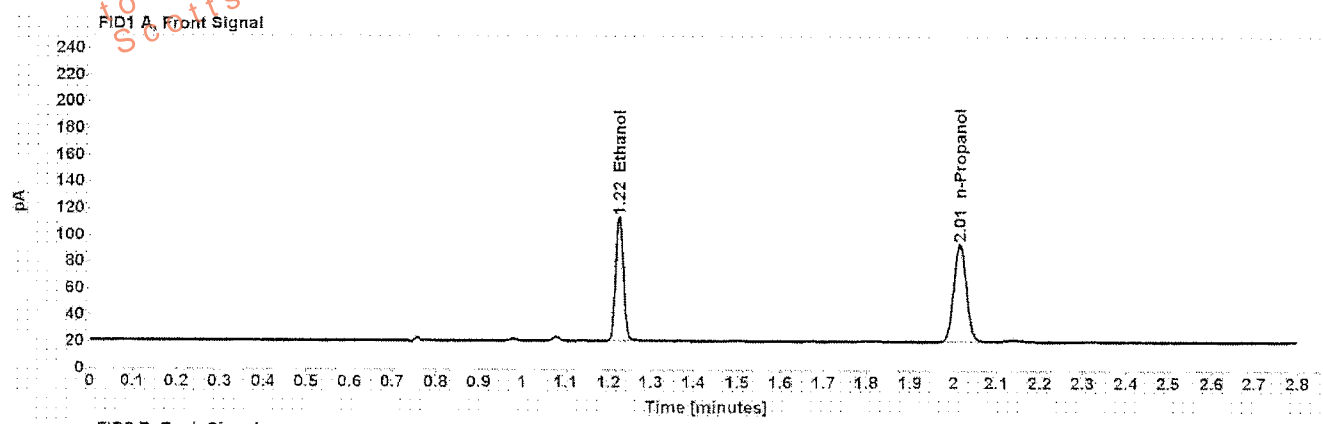


Table 1: FID 1 A (column DB-ALC1)

Compound	Amount (g/100mL)	Time (min)	Peak Area
>Ethanol	0.2163	1.224	119.296
n-Propanol	-----	2.015	150.661

Table 2: FID 2 B (column DB-ALC2)

Compound	Time (min)	Peak Area
Ethanol	1.328	123.159
n-Propanol	2.346	155.459

## Scottsdale Police Department Crime Lab Volatiles Analysis

Sample:	[REDACTED]	Item number:	1129107
Injection date:	12/13/2016 9:07:28 PM	Vial:	68
Method:	ethanol quant.M	Sequence:	13Dec16
Instrument:	US14173023 CN14160045	Analyst:	Langan
Data file:	C:\Chem32\1\Data\13Dec16\68.D		

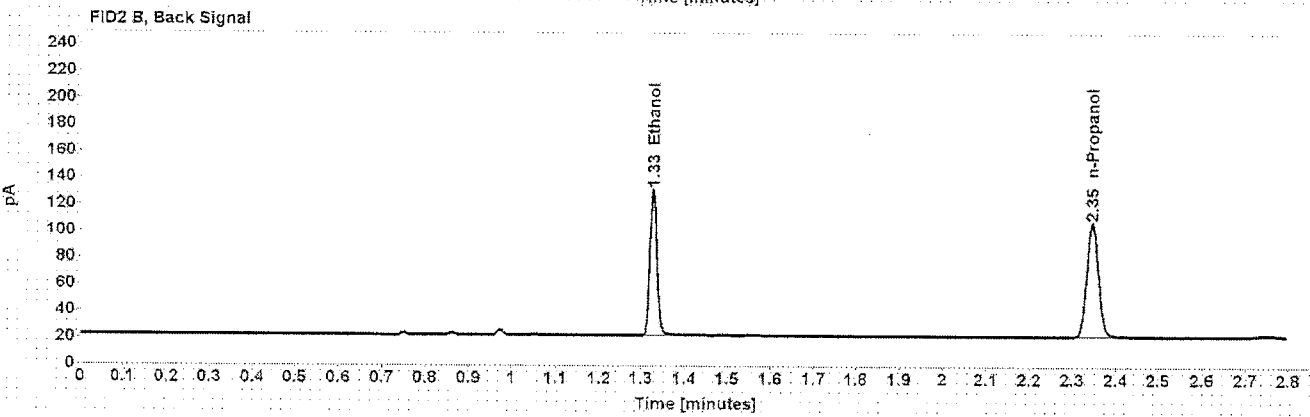
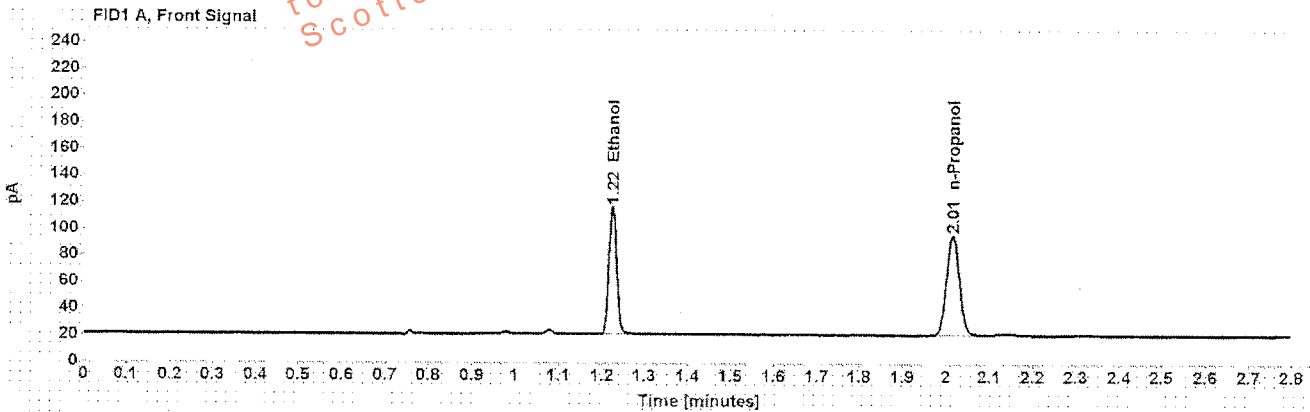


Table 1: FID 1 A (column DB-ALC1)

Compound	Amount (g/100mL)	Time (min)	Peak Area
>Ethanol	0.2187	1.224	123.061
n-Propanol	-----	2.015	153.682

Table 2: FID 2 B (column DB-ALC2)

Compound	Time (min)	Peak Area
Ethanol	1.328	126.913
n-Propanol	2.346	158.670