

SCOTTSDALE POLICE DEPARTMENT CRIME LABORATORY BLOOD ALCOHOL FACE SHEET

ANALYSIS DATE 05/29/2019 SEQUENCE NAME 29May19 1

EQUIPMENT

Pipettor Hamilton ML600EH7497 Hamilton ML600GJ10749
 Gas Chromatograph Agilent US14173023

INSTRUMENT CALIBRATION

Vial 1 0.02 calibrator Lot FN03241604 Coefficient of determination (r²)
 Vial 2 0.10 calibrator Lot FN06181501 0.99999
 Vial 3 0.20 calibrator Lot FN07201502
 Vial 4 0.40 calibrator Lot FN11191402

CALIBRATION VERIFICATION AND RESOLUTION TEST

Vial	Sample	Expected result	Measured result	Manufacturer/lot
5	Blank	Not detected	Not detected	SPD lab 051619
6	Volatiles mixture	6 compounds	6 compounds	SPD lab 020917WLA
7	Aqueous control	0.400 g/dL	0.403 g/dL	Lipomed 08012015-C
8	Aqueous control	0.040 g/dL	0.039 g/dL	Lipomed 09022015-A
9	Blood control	0.198 g/dL	0.204 g/dL	ACQ 407041529/13
20	Aqueous control	0.080 g/dL	0.081 g/dL	Lipomed 28082014-B
31	Aqueous control	0.150 g/dL	0.154 g/dL	Lipomed 09022015-C
42	Blood control	0.198 g/dL	0.202 g/dL	ACQ 407041529/13
53	Aqueous control	0.080 g/dL	0.081 g/dL	Lipomed 28082014-B
64	Aqueous control	0.150 g/dL	0.153 g/dL	Lipomed 09022015-C
75	Aqueous control	0.400 g/dL	0.406 g/dL	Lipomed 08012015-C
76	Aqueous control	0.040 g/dL	0.039 g/dL	Lipomed 09022015-A
77	Blood control	0.198 g/dL	0.199 g/dL	ACQ 407041529/13
78	Blank	Not detected	Not detected	SPD lab 040919WB

SUBJECT SAMPLES

Subjects in the sequence 30 Subjects requiring reanalysis 0

ADDITIONAL NOTES: All testing proceeded as expected.

Run valid Run invalid WA B1570 6/3/19 Analyst
 Run valid Run invalid KOSECKI 6/4/19 Technical Reviewer

Scottsdale Police Department Crime Laboratory Sequence Quality Assurance Summary

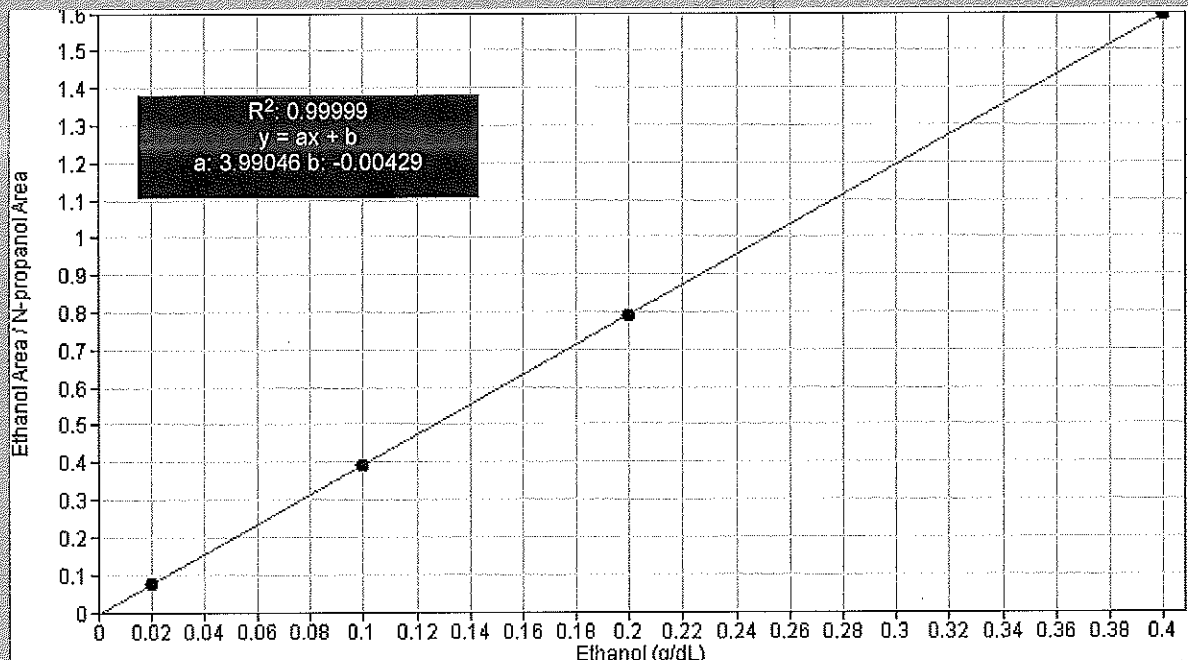
SEQUENCE NAME: 29May19 1

ANALYST: Adrian WA

Sample Name	Vial	Measured Value (g/dL)	Expected Value (g/dL)	Percent Difference	Absolute Difference (g/dL)
blank 051619	5	negative	negative	-	-
0.400 08012015-C	7	0.403	0.400	0.75	0.003
0.040 09022015-A	8	0.039	0.040	2.50	-0.001
0.198 407041529/13	9	0.204	0.198	3.03	0.006
0.080 28082014-B	20	0.081	0.080	1.25	0.001
0.150 09022015-C	31	0.154	0.150	2.67	0.004
0.198 407041529/13	42	0.202	0.198	2.02	0.004
0.080 28082014-B	53	0.081	0.080	1.25	0.001
0.150 09022015-C	64	0.153	0.150	2.00	0.003
0.400 08012015-C	75	0.406	0.400	1.50	0.006
0.040 09022015-A	76	0.039	0.040	2.50	-0.001
0.198 407041529/13	77	0.199	0.198	0.51	0.001
blank 040919WB	78	negative	negative	-	-

Calibrator	Ethanol Area	N-propanol Area	Ratio
0.020	12.664	163.748	0.077
0.100	61.563	156.335	0.394
0.200	123.294	155.716	0.792
0.400	252.957	158.788	1.593

Calibration Line



Scottsdale Police Department Crime Lab Volatiles Analysis

WA

Sample: FN03241604	Vial: 1
Description: 0.020 calibrator	Sequence: 29May19 1
Method: ethanol quant.M	Injection date: 5/29/2019 5:11:52 PM
Instrument: US14173023 CN14160045	Analyst: Adrian
Data file: C:\Chem32\1\Data\29May19 1\1.D	

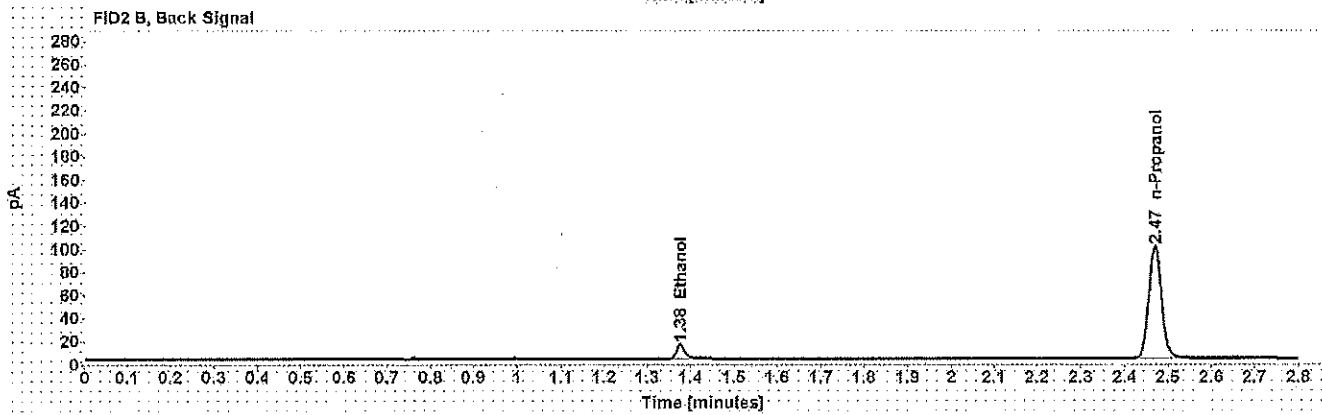
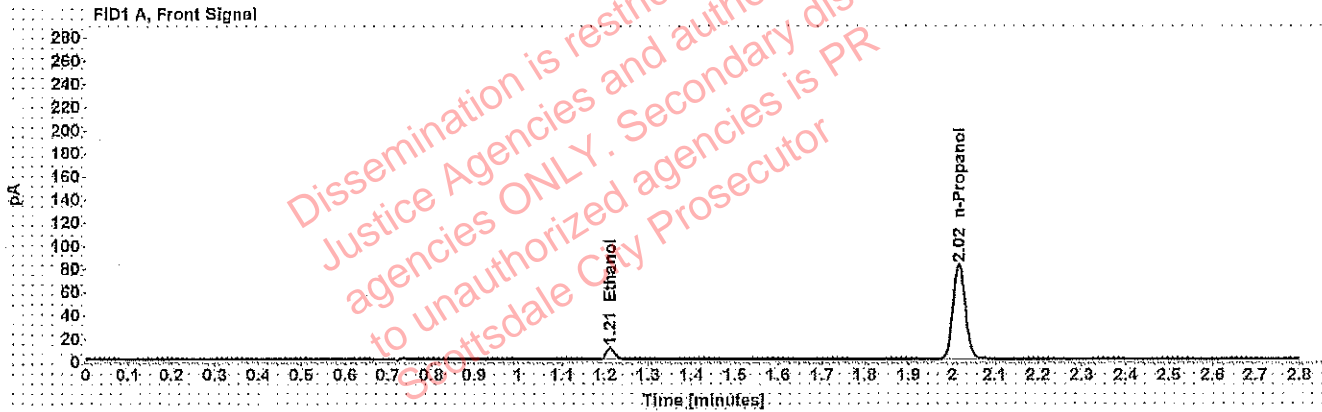


Table 1: FID 1 A (column DB-ALC1)

Compound	Time (min)	Peak Area
Ethanol	1.212	12.664
n-Propanol	2.015	163.748

Table 2: FID 2 B (column DB-ALC2)

Compound	Time (min)	Peak Area
Ethanol	1.376	15.475
n-Propanol	2.470	198.630

Scottsdale Police Department Crime Lab Volatiles Analysis

WA

Sample: FN06181501	Vial: 2
Description: 0.100 calibrator	Sequence: 29May19 1
Method: ethanol quant.M	Injection date: 5/29/2019 5:15:51 PM
Instrument: US14173023 CN14160045	Analyst: Adrian
Data file: C:\Chem32\1\Data\29May19 1\2.D	

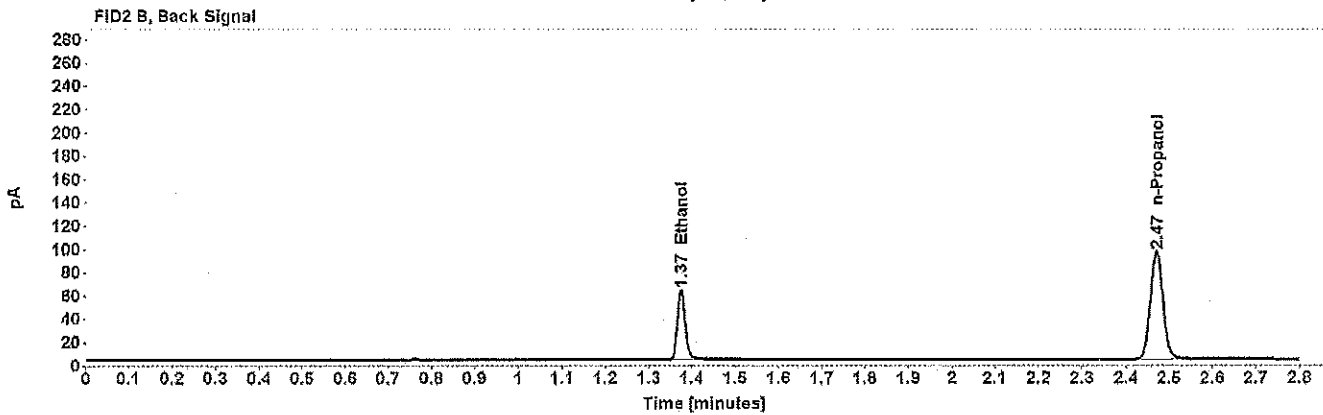
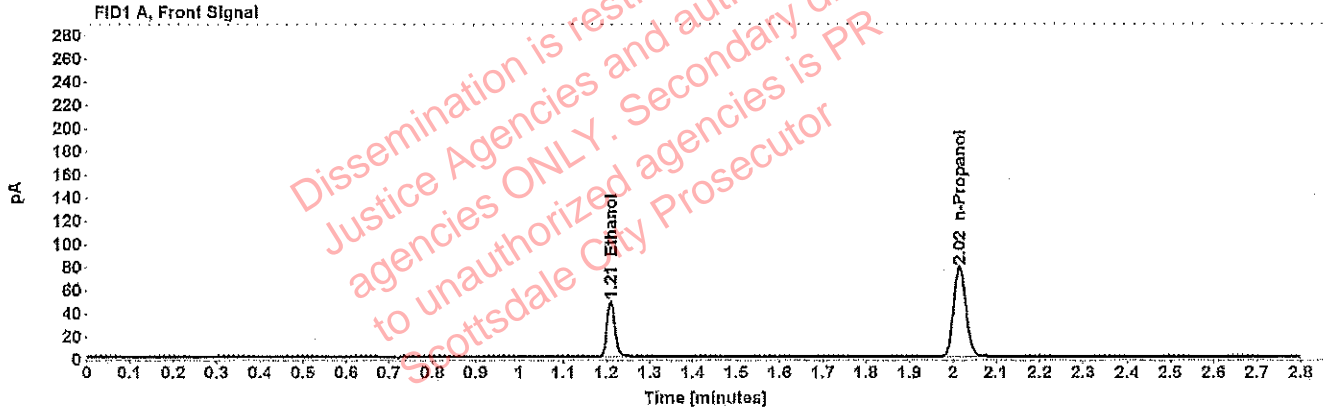


Table 1: FID 1 A (column DB-ALC1)

Compound	Time (min)	Peak Area
Ethanol	1.210	61.563
n-Propanol	2.015	156.335

Table 2: FID 2 B (column DB-ALC2)

Compound	Time (min)	Peak Area
Ethanol	1.375	75.969
n-Propanol	2.470	190.075

Scottsdale Police Department Crime Lab Volatiles Analysis

WA

Sample: FN07201502	Vial: 3
Description: 0.200 calibrator	Sequence: 29May19 1
Method: ethanol quant.M	Injection date: 5/29/2019 5:19:52 PM
Instrument: US14173023 CN14160045	Analyst: Adrian
Data file: C:\Chem32\1\Data\29May19 1\3.D	

Dissemination is restricted to Criminal Justice Agencies and authorized agencies ONLY. Secondary dissemination to unauthorized agencies is prohibited. Scottsdale City Prosecutor

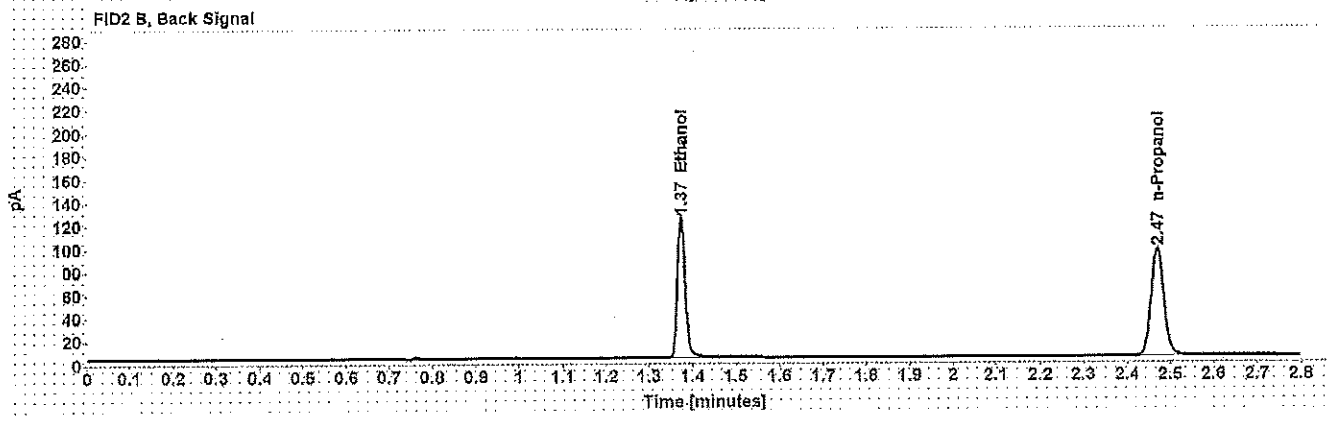
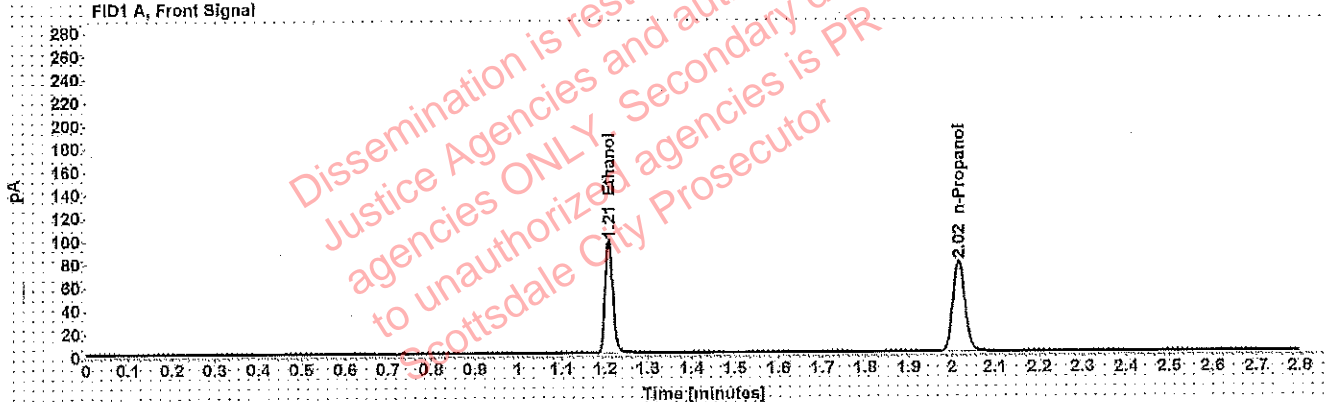


Table 1: FID 1 A (column DB-ALC1)

Compound	Time (min)	Peak Area
Ethanol	1.208	123.294
n-Propanol	2.015	155.716

Table 2: FID 2 B (column DB-ALC2)

Compound	Time (min)	Peak Area
Ethanol	1.374	152.698
n-Propanol	2.469	189.302

Scottsdale Police Department Crime Lab Volatiles Analysis

WA

Sample: FN11191402	Vial: 4
Description: 0.400 calibrator	Sequence: 29May19 1
Method: ethanol quant.M	Injection date: 5/29/2019 5:23:52 PM
Instrument: US14173023 CN14160045	Analyst: Adrian
Data file: C:\Chem32\1\Data\29May19 1\4.D	

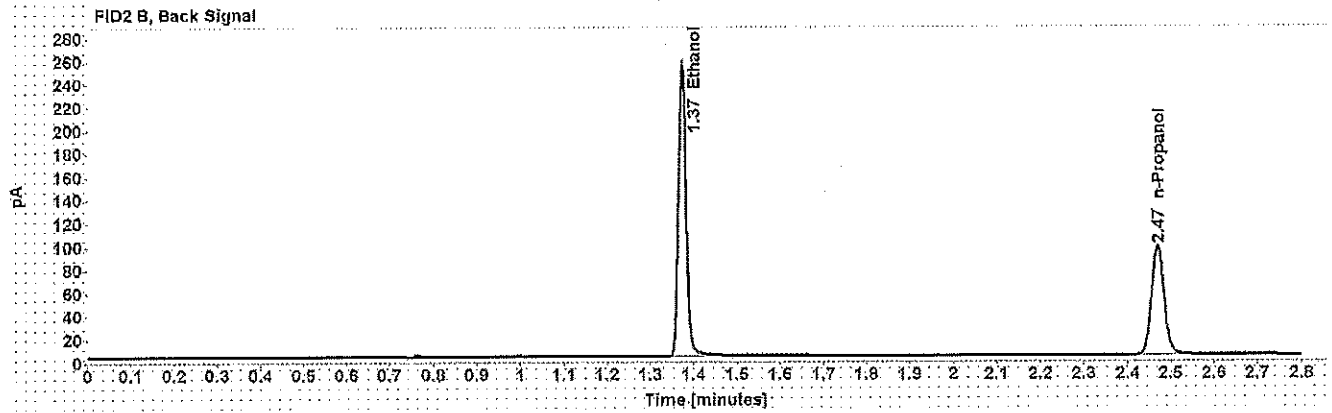
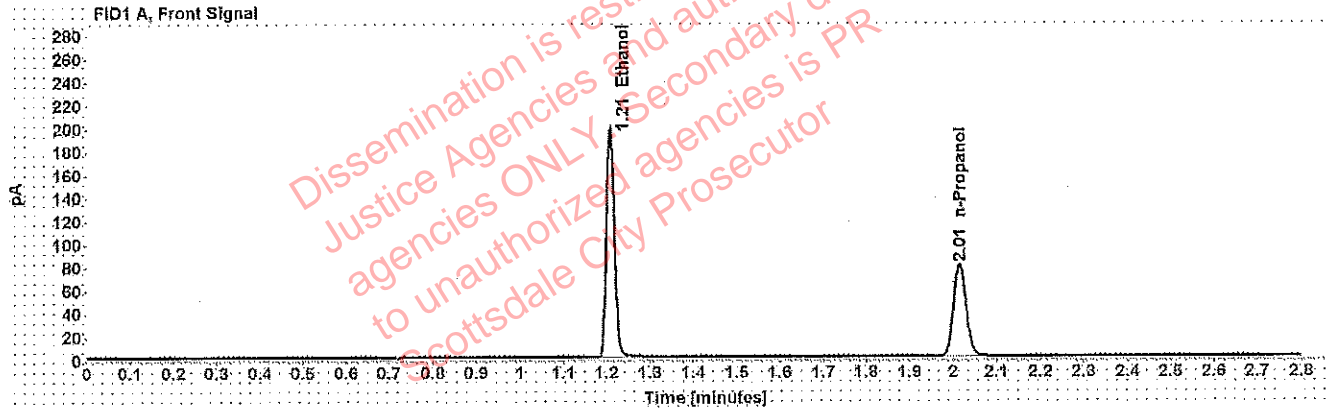


Table 1: FID 1 A (column DB-ALC1)

Compound	Time (min)	Peak Area
Ethanol	1.208	252.957
n-Propanol	2.015	158.788

Table 2: FID 2 B (column DB-ALC2)

Compound	Time (min)	Peak Area
Ethanol	1.373	313.957
n-Propanol	2.469	193.438

Scottsdale Police Department Crime Lab Volatiles Analysis

MA

Sample: 051619	Vial: 5
Description: Negative	LIMS ID:
Method: ethanol quant.M	Sequence: 29May19 1
Instrument: US14173023 CN14160045	Injection date: 5/29/2019 5:27:51 PM
Data file: C:\Chem32\1\Data\29May19 1\5.D	Analyst: Adrian

Dissemination is restricted to Criminal Justice Agencies and authorized agencies ONLY. Secondary dissemination to unauthorized agencies is prohibited. Scottsdale City Prosecutor

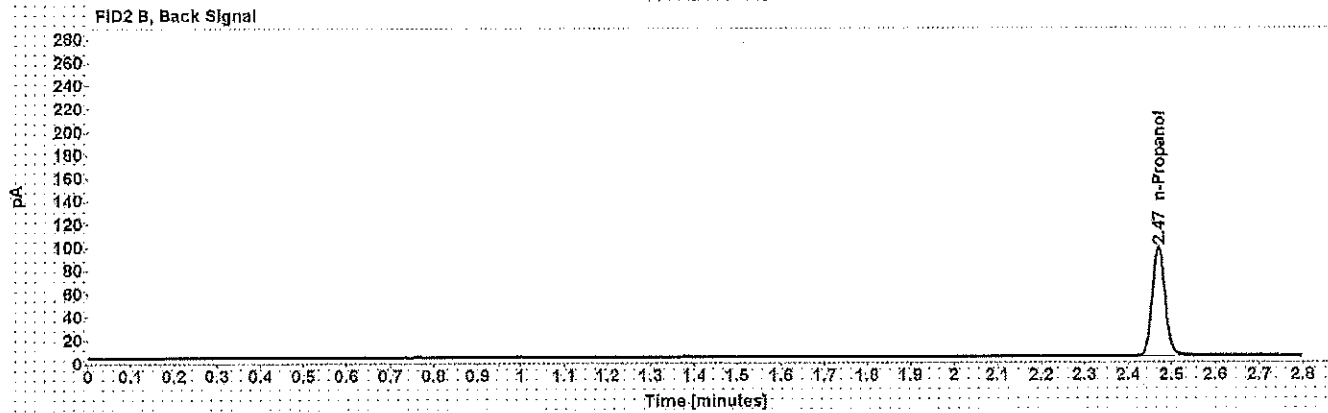



Table 1: FID 1 A (column DB-ALC1)

Compound	Amount (g/100mL)	Time (min)	Peak Area
n-Propanol	-----	2.015	157.845

Table 2: FID 2 B (column DB-ALC2)

Compound	Time (min)	Peak Area
n-Propanol	2.470	191.735

Scottsdale Police Department Crime Lab Volatiles Analysis

WA

Sample: 020917	Vial: 6
Description: Volatiles mix	LIMS ID:
Method: ethanol quant.M	Sequence: 29May19 1
Instrument: US14173023 CN14160045	Injection date: 5/29/2019 5:31:51 PM
Data file: C:\Chem32\1\Data\29May19 1\6.D	Analyst: Adrian

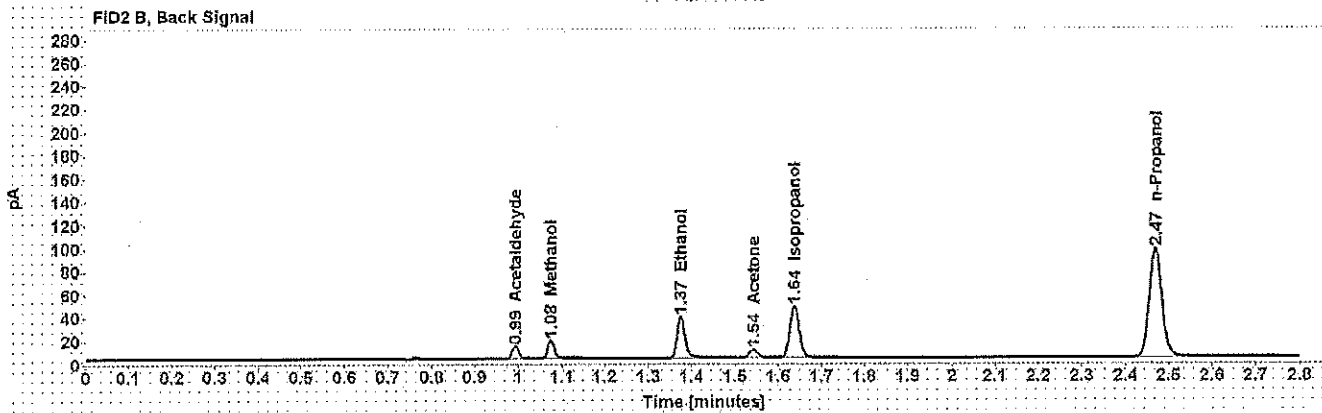
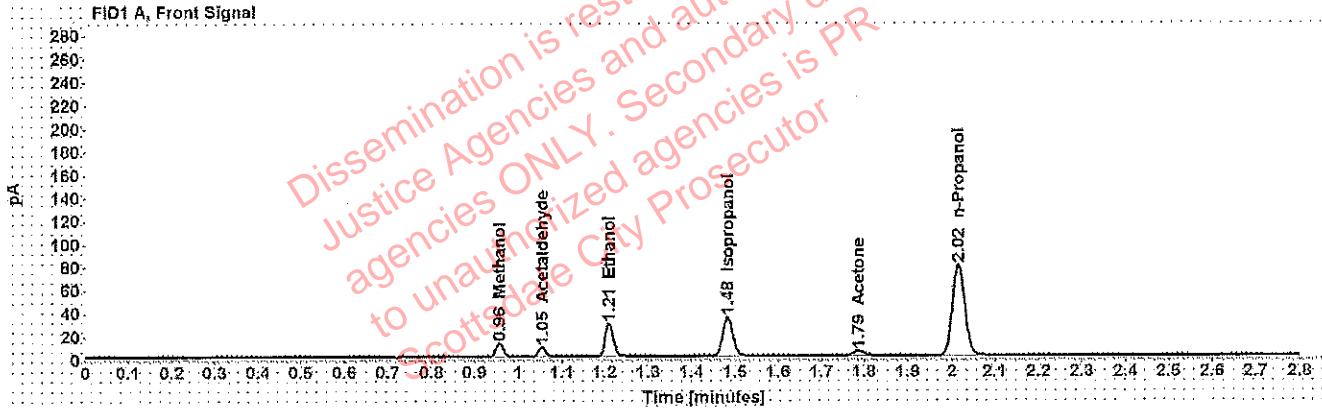


Table 1: FID 1 A (column DB-ALC1)

Compound	Amount (g/100mL)	Time (min)	Peak Area
Methanol	-----	0.957	13.226
Acetaldehyde	-----	1.055	8.647
>Ethanol	0.0592	1.210	36.720
Isopropanol	-----	1.483	54.136
Acetone	-----	1.785	7.378
n-Propanol	-----	2.015	158.341

Table 2: FID 2 B (column DB-ALC2)

Compound	Time (min)	Peak Area
Acetaldehyde	0.993	11.163
Methanol	1.075	16.695
Ethanol	1.375	45.152
Acetone	1.543	8.782
Isopropanol	1.637	67.604
n-Propanol	2.469	192.597

Scottsdale Police Department Crime Lab Volatiles Analysis

Sample: 08012015-C	Vial: 7
Description: 0.4	LIMS ID:
Method: ethanol quant.M	Sequence: 29May19 1
Instrument: US14173023 CN14160045	Injection date: 5/29/2019 5:36:05 PM
Data file: C:\Chem32\1\Data\29May19 1\7.D	Analyst: Adrian

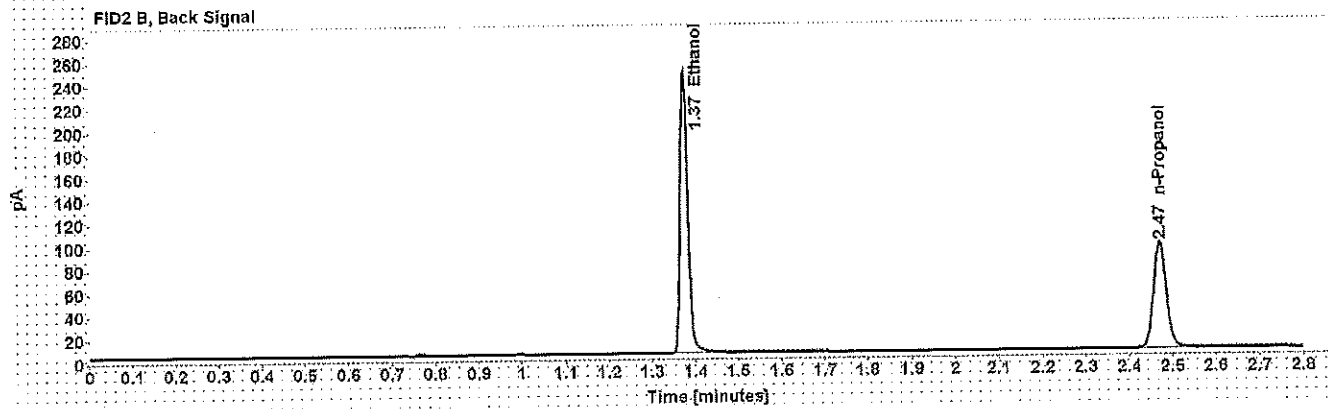
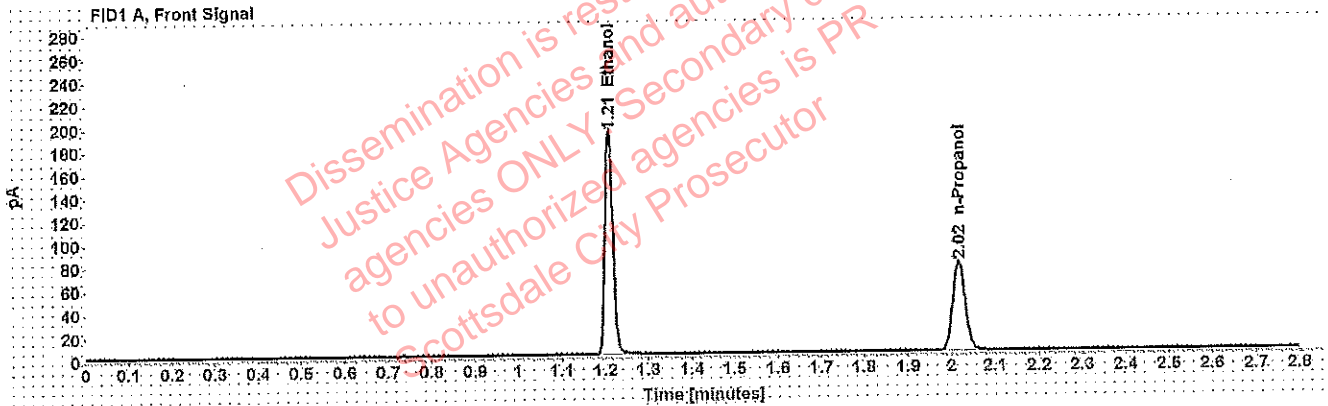


Table 1: FID 1 A (column DB-ALC1)

Compound	Amount (g/100mL)	Time (min)	Peak Area
>Ethanol	0.4030	1.209	246.170
n-Propanol	-----	2.016	153.489

Table 2: FID 2 B (column DB-ALC2)

Compound	Time (min)	Peak Area
Ethanol	1.374	304.867
n-Propanol	2.470	186.746

Scottsdale Police Department Crime Lab Volatiles Analysis

WA

Sample: 09022015-A	Vial: 8
Description: 0.04	LIMS ID:
Method: ethanol quant.M	Sequence: 29May19 1
Instrument: US14173023 CN14160045	Injection date: 5/29/2019 5:40:06 PM
Data file: C:\Chem32\11\Data\29May19 1\8.D	Analyst: Adrian

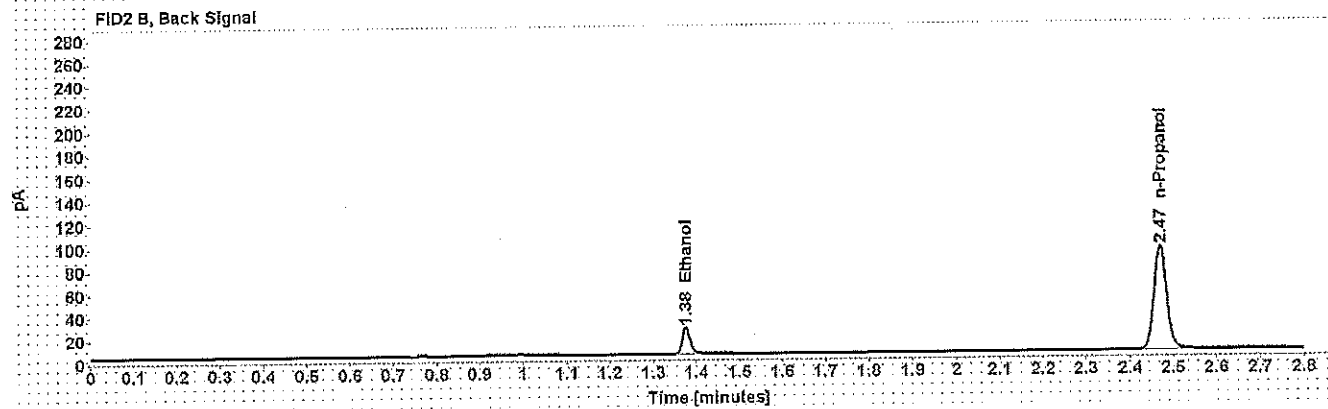
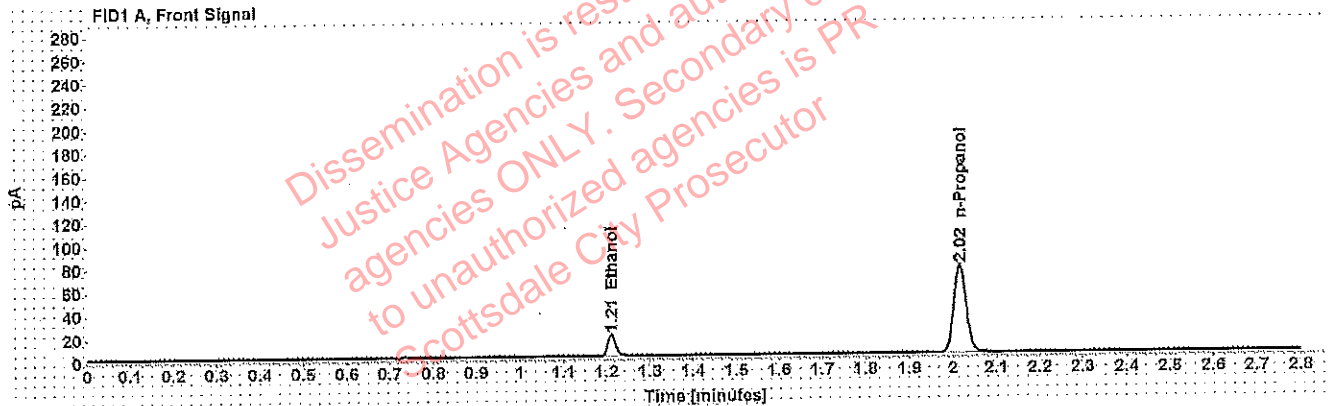


Table 1: FID 1 A (column DB-ALC1)

Compound	Amount (g/100mL)	Time (min)	Peak Area
>Ethanol	0.0396	1.211	23.261
n-Propanol	-----	2.016	151.237

Table 2: FID 2 B (column DB-ALC2)

Compound	Time (min)	Peak Area
Ethanol	1.375	28.530
n-Propanol	2.470	184.174

Scottsdale Police Department Crime Lab Volatiles Analysis

WA

Sample: 407041529/13	Vial: 9
Description: 0.198	LIMS ID:
Method: ethanol quant.M	Sequence: 29May19 1
Instrument: US14173023 CN14160045	Injection date: 5/29/2019 5:44:05 PM
Data file: C:\Chem32\1\Data\29May19 1\9.D	Analyst: Adrian

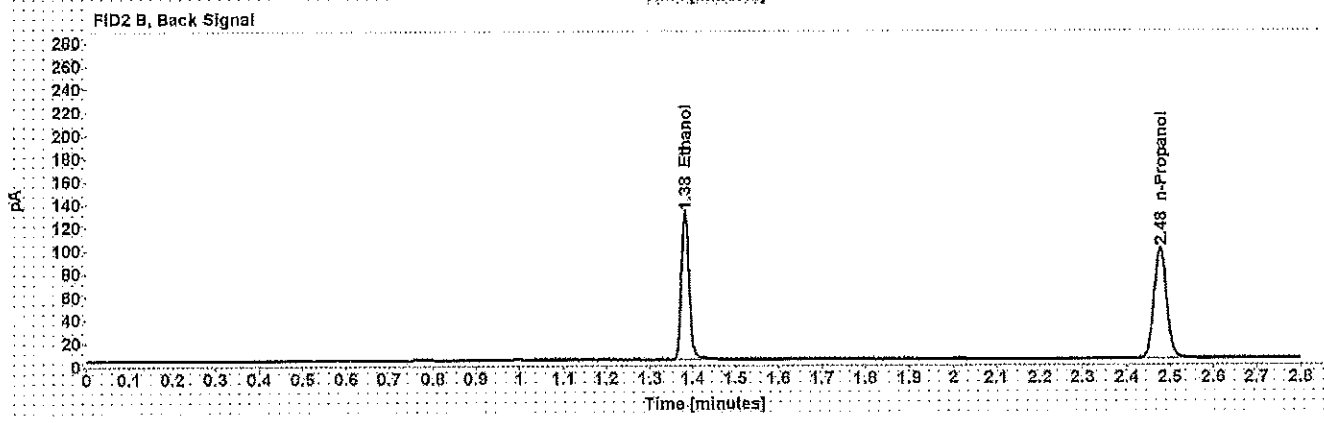
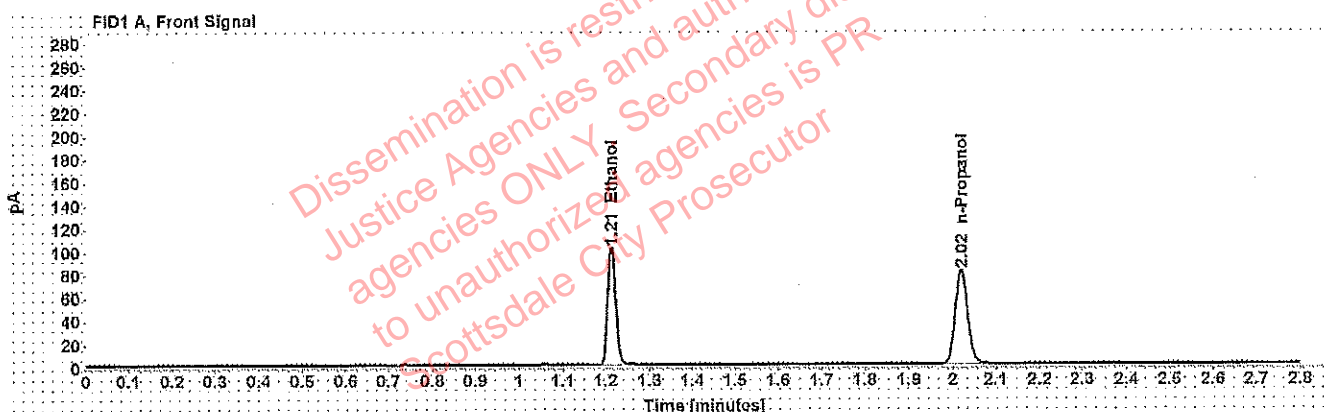


Table 1: FID 1 A (column DB-ALC1)

Compound	Amount (g/100mL)	Time (min)	Peak Area
>Ethanol	0.2045	1.213	130.729
n-Propanol	-----	2.020	161.031

Table 2: FID 2 B (column DB-ALC2)

Compound	Time (min)	Peak Area
Ethanol	1.381	161.846
n-Propanol	2.476	195.546

Scottsdale Police Department Crime Lab Volatiles Analysis

WJA

Sample: 28082014-B	Vial: 20
Description: 0.08	LIMS ID:
Method: ethanol quant.M	Sequence: 29May19 1
Instrument: US14173023 CN14160045	Injection date: 5/29/2019 6:28:37 PM
Data file: C:\Chem32\1\Data\29May19 1\20.D	Analyst: Adrian

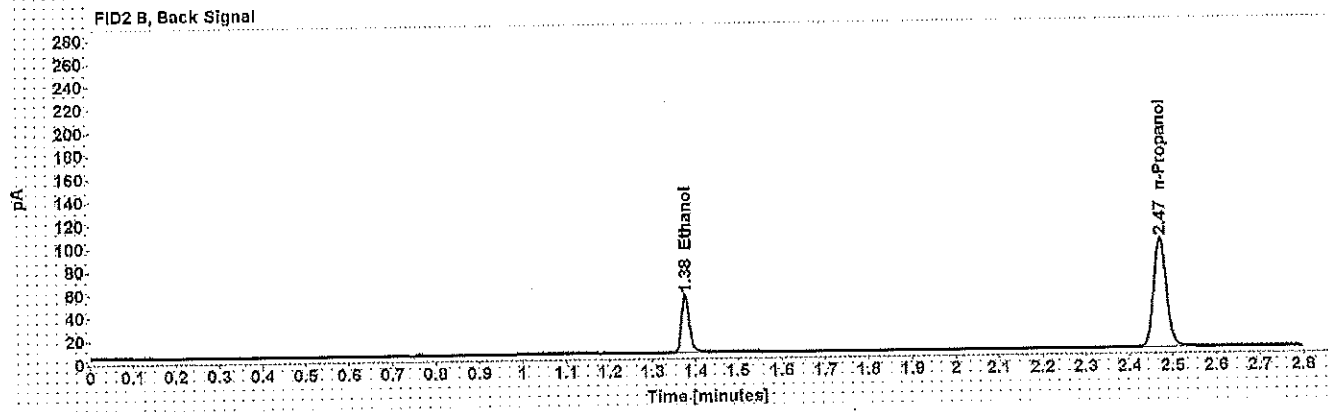
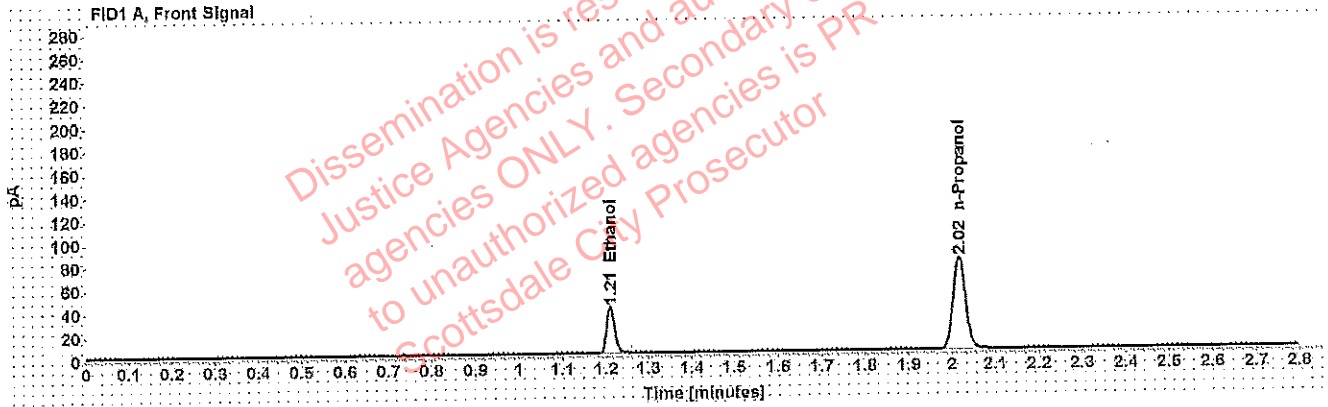


Table 1: FID 1 A (column DB-ALC1)

Compound	Amount (g/100mL)	Time (min)	Peak Area
>Ethanol	0.0815	1.210	51.175
n-Propanol	-----	2.016	159.515

Table 2: FID 2 B (column DB-ALC2)

Compound	Time (min)	Peak Area
Ethanol	1.376	63.131
n-Propanol	2.470	193.748

Scottsdale Police Department Crime Lab Volatiles Analysis

Sample: 09022015-C	Vial: 31
Description: 0.15	LIMS ID:
Method: ethanol quant.M	Sequence: 29May19 1
Instrument: US14173023 CN14160045	Injection date: 5/29/2019 7:13:07 PM
Data file: C:\Chem32\11Data\29May19 1\31.D	Analyst: Adrian

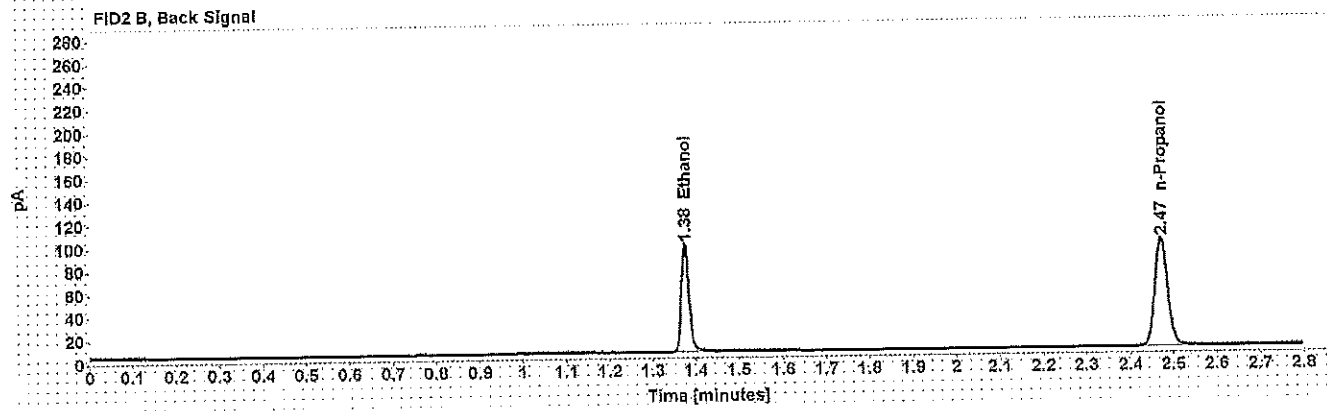
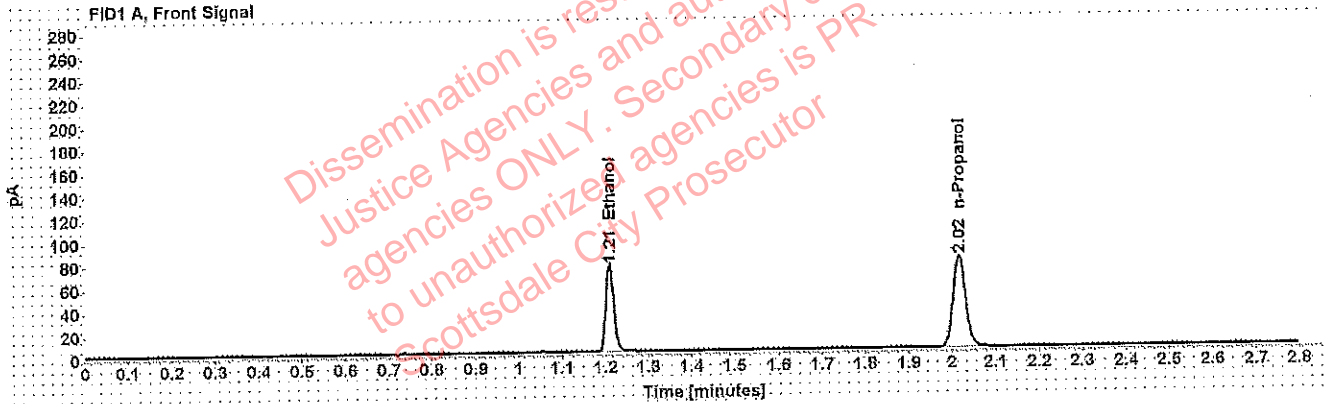


Table 1: FID 1 A (column DB-ALC1)

Compound	Amount (g/100mL)	Time (min)	Peak Area
>Ethanol	0.1543	1.210	96.381
n-Propanol	-----	2.016	157.659

Table 2: FID 2 B (column DB-ALC2)

Compound	Time (min)	Peak Area
Ethanol	1.376	118.692
n-Propanol	2.471	191.692

Scottsdale Police Department Crime Lab Volatiles Analysis

Sample: 407041529/13	Vial: 42
Description: 0.198	LIMS ID:
Method: ethanol quant.M	Sequence: 29May19 1
Instrument: US14173023 CN14160045	Injection date: 5/29/2019 7:57:22 PM
Data file: C:\Chem32\1\Data\29May19 1\42.D	Analyst: Adrian

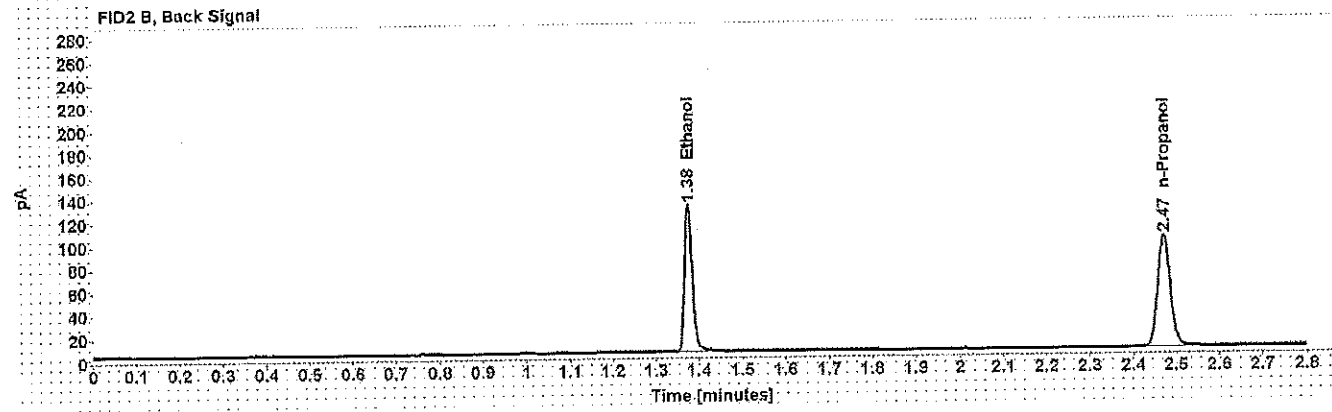
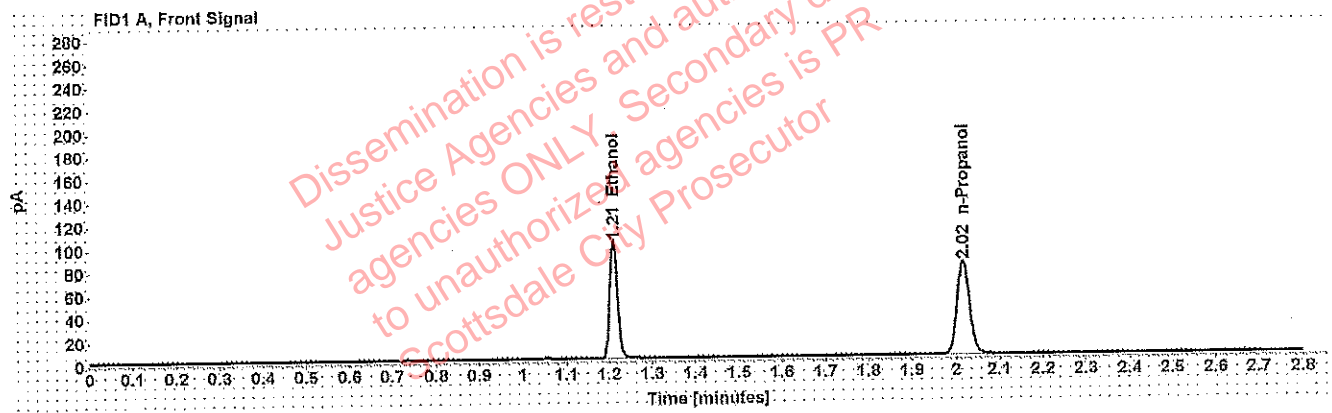


Table 1: FID 1 A (column DB-ALC1)

Compound	Amount (g/100mL)	Time (min)	Peak Area
>Ethanol	0.2020	1.210	129.483
n-Propanol	-----	2.016	161.468

Table 2: FID 2 B (column DB-ALC2)

Compound	Time (min)	Peak Area
Ethanol	1.376	160.357
n-Propanol	2.471	196.835

Scottsdale Police Department Crime Lab Volatiles Analysis

Sample: 28082014-B	Vial: 53
Description: 0.08	LIMS ID:
Method: ethanol quant.M	Sequence: 29May19 1
Instrument: US14173023 CN14160045	Injection date: 5/29/2019 8:41:52 PM
Data file: C:\Chem32\1\Data\29May19 1\53.D	Analyst: Adrian

WA

Dissemination is restricted to Criminal Justice Agencies and authorized agencies ONLY. Secondary dissemination to unauthorized agencies is prohibited. Scottsdale City Prosecutor

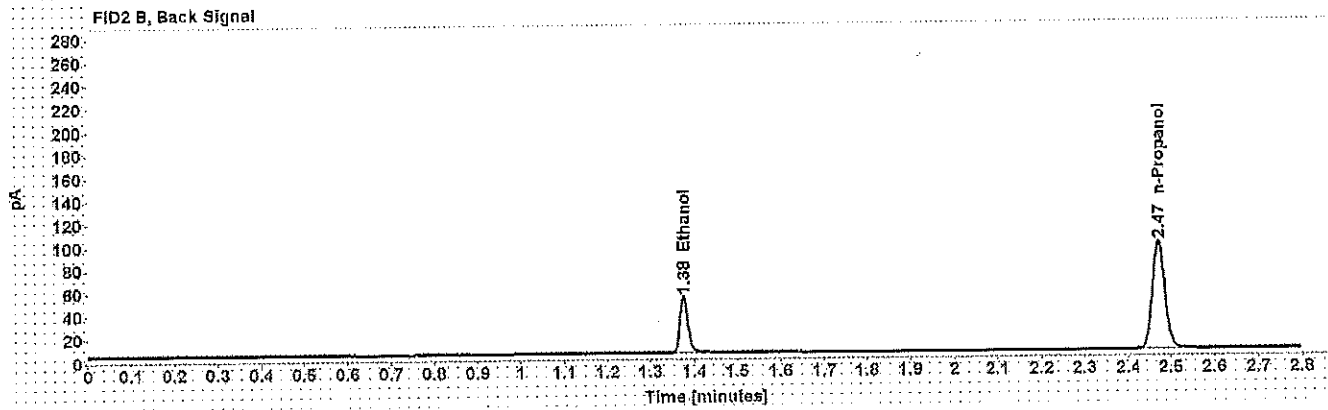
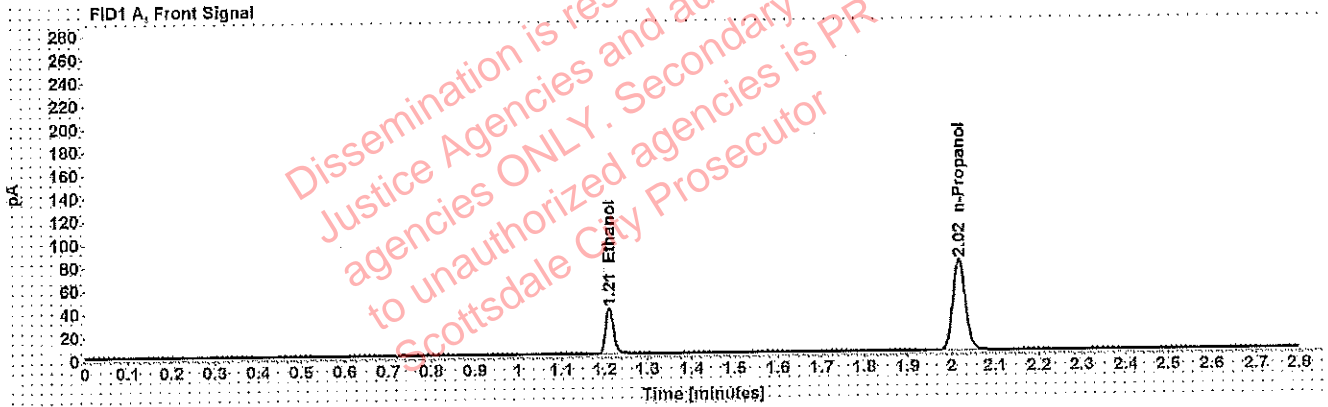


Table 1: FID 1 A (column DB-ALC1)

Compound	Amount (g/100mL)	Time (min)	Peak Area
>Ethanol	0.0812	1.210	50.157
n-Propanol	-----	2.016	156.851

Table 2: FID 2 B (column DB-ALC2)

Compound	Time (min)	Peak Area
Ethanol	1.376	62.110
n-Propanol	2.471	191.015

Scottsdale Police Department Crime Lab Volatiles Analysis

Sample: 09022015-C	Vial: 64
Description: 0.15	LIMS ID:
Method: ethanol quant.M	Sequence: 29May19 1
Instrument: US14173023 CN14160045	Injection date: 5/29/2019 9:26:22 PM
Data file: C:\Chem32\11\Data\29May19 1\64.D	Analyst: Adrian

WGA

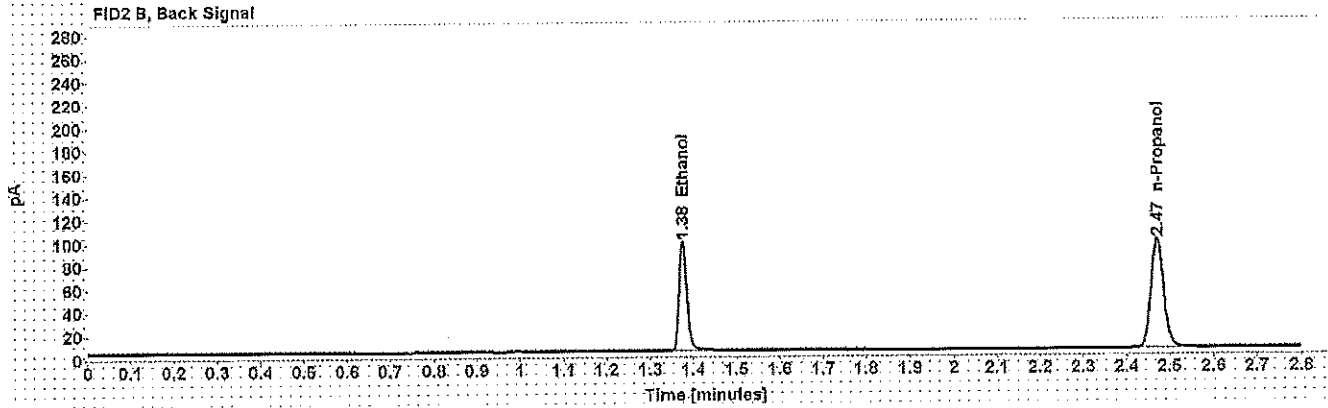
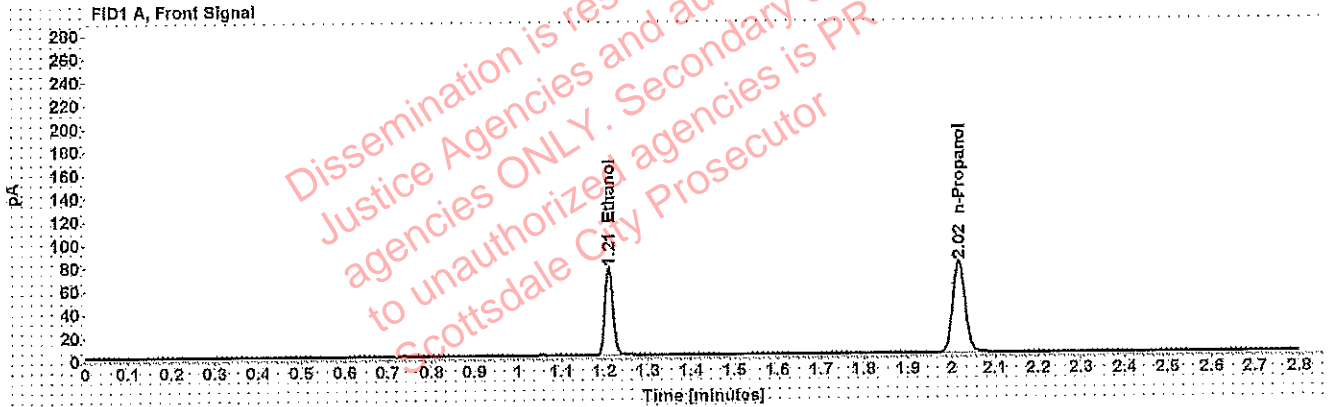


Table 1: FID 1 A (column DB-ALC1)

Compound	Amount (g/100mL)	Time (min)	Peak Area
>Ethanol	0.1535	1.210	96.125
n-Propanol	-----	2.016	158.044

Table 2: FID 2 B (column DB-ALC2)

Compound	Time (min)	Peak Area
Ethanol	1.376	119.156
n-Propanol	2.471	192.807

Scottsdale Police Department Crime Lab Volatiles Analysis

Sample: 08012015-C	Vial: 75
Description: 0.4	LIMS ID:
Method: ethanol quant.M	Sequence: 29May19 1
Instrument: US14173023 CN14160045	Injection date: 5/29/2019 10:10:52 PM
Data file: C:\Chem32\1\Data\29May19 1\75.D	Analyst: Adrian

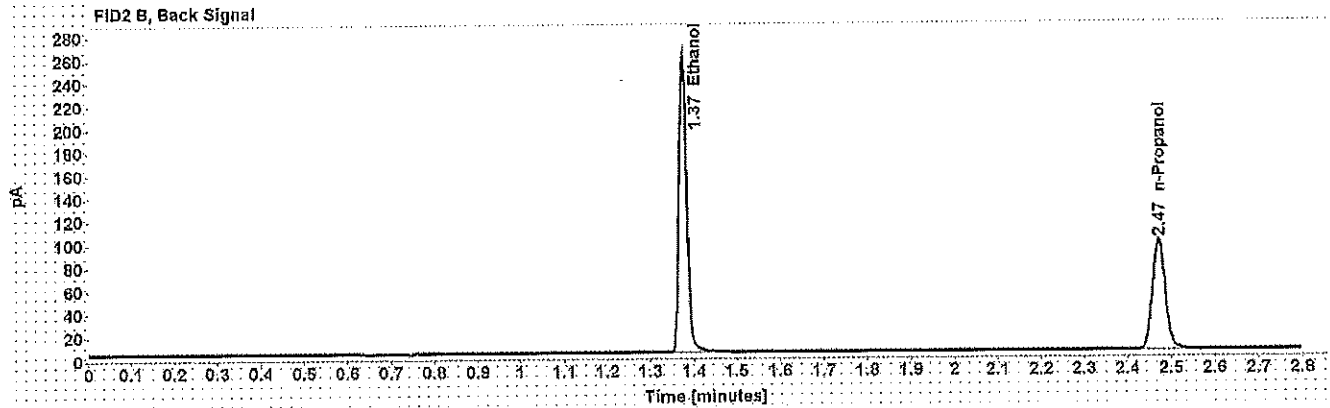
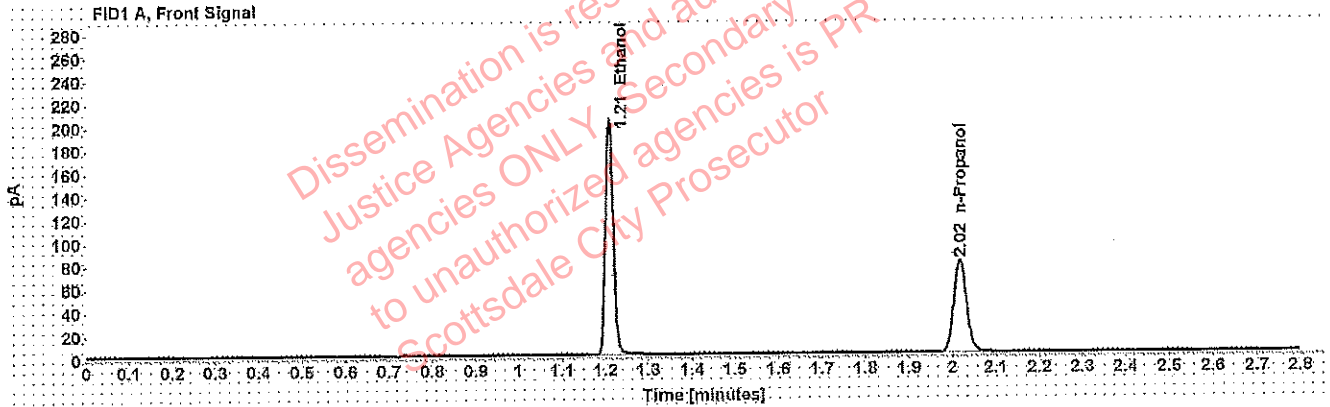


Table 1: FID 1 A (column DB-ALC1)

Compound	Amount (g/100mL)	Time (min)	Peak Area
>Ethanol	0.4063	1.209	257.416
n-Propanol	-----	2.016	159.200

Table 2: FID 2 B (column DB-ALC2)

Compound	Time (min)	Peak Area
Ethanol	1.375	320.389
n-Propanol	2.471	194.604

Scottsdale Police Department Crime Lab Volatiles Analysis

Sample: 09022015-A	Vial: 76
Description: 0.04	LIMS ID:
Method: ethanol quant.M	Sequence: 29May19 1
Instrument: US14173023 CN14160045	Injection date: 5/29/2019 10:14:51 PM
Data file: C:\Chem32\1\Data\29May19 1\76.D	Analyst: Adrian

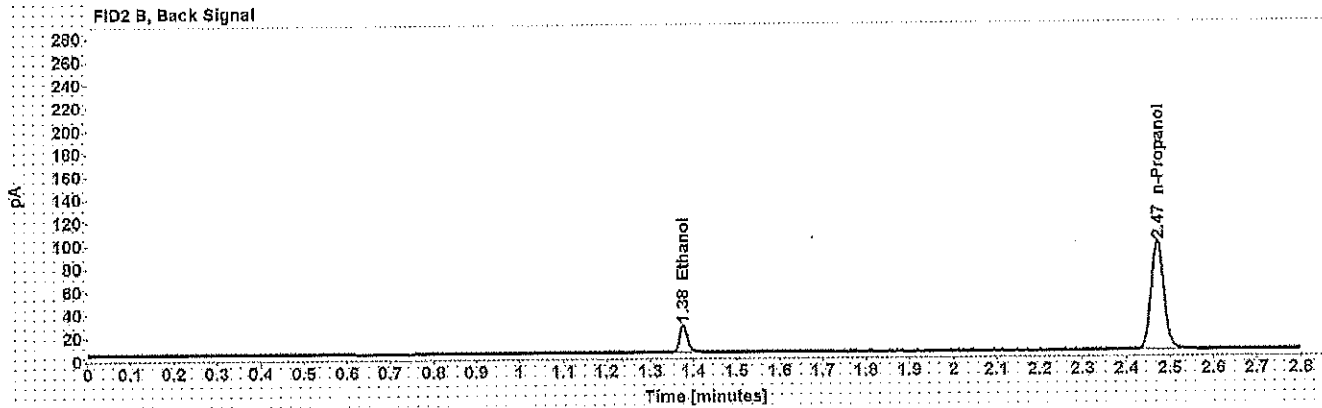
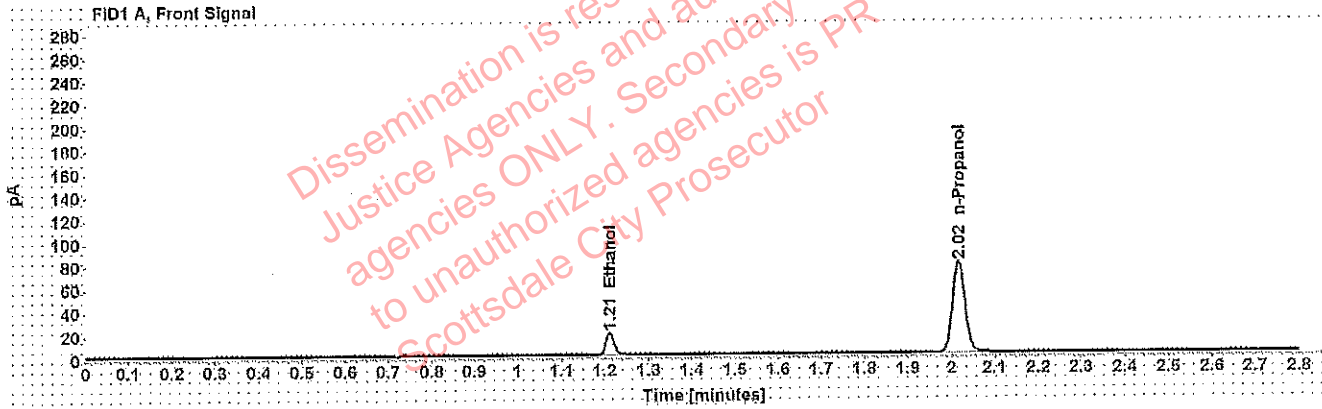


Table 1: FID 1 A (column DB-ALC1)

Compound	Amount (g/100mL)	Time (min)	Peak Area
>Ethanol	0.0394	1.211	24.023
n-Propanol	-----	2.016	157.189

Table 2: FID 2 B (column DB-ALC2)

Compound	Time (min)	Peak Area
Ethanol	1.376	29.579
n-Propanol	2.470	191.945

Scottsdale Police Department Crime Lab Volatiles Analysis

WA

Sample: 407041529/13	Vial: 77
Description: 0.198	LIMS ID:
Method: ethanol quant.M	Sequence: 29May19 1
Instrument: US14173023 CN14160045	Injection date: 5/29/2019 10:18:53 PM
Data file: C:\Chem32\1\Data\29May19 1\77.D	Analyst: Adrian

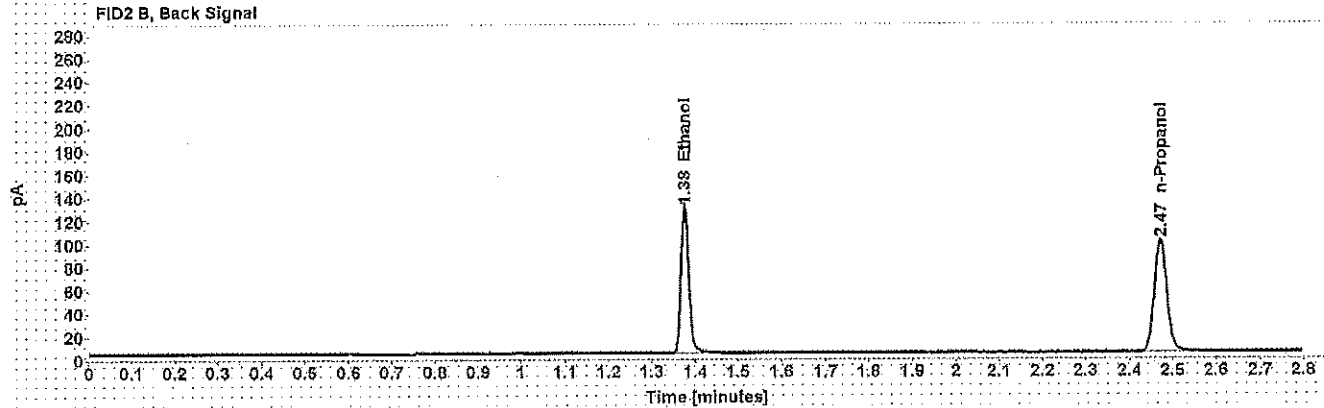
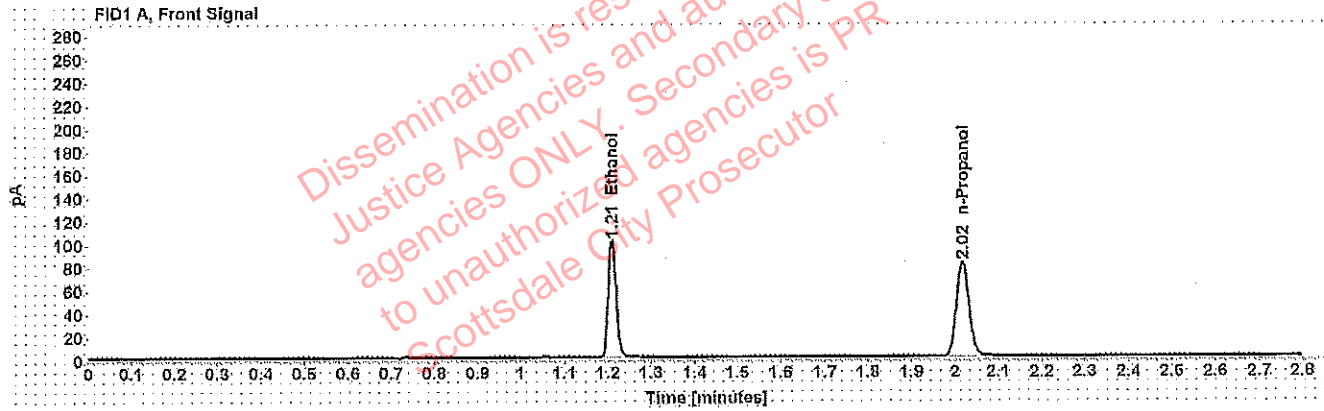


Table 1: FID 1 A (column DB-ALC1)

Compound	Amount (g/100mL)	Time (min)	Peak Area
>Ethanol	0.1996	1.210	129.008
n-Propanol	-----	2.016	162.833

Table 2: FID 2 B (column DB-ALC2)

Compound	Time (min)	Peak Area
Ethanol	1.375	160.350
n-Propanol	2.471	199.215

Scottsdale Police Department Crime Lab Volatiles Analysis

Sample:	040919WB	Vial:	78
Description:	Negative	LIMS ID:	
Method:	ethanol quant.M	Sequence:	29May19 1
Instrument:	US14173023 CN14160045	Injection date:	5/29/2019 10:22:51 PM
Data file:	C:\Chem32\1\Data\29May19 1\78.D	Analyst:	Adrian

WNA

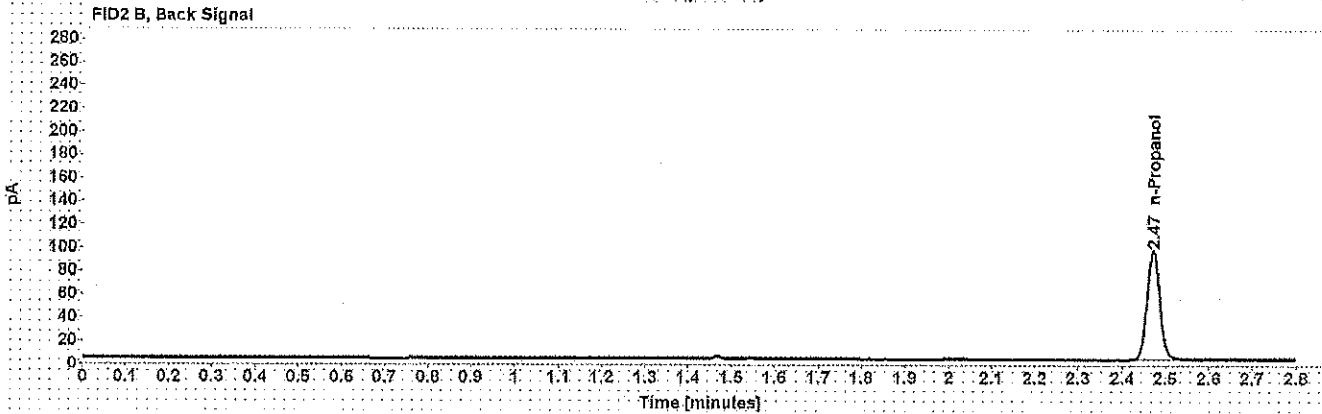



Table 1: FID 1 A (column DB-ALC1)

Compound	Amount (g/100mL)	Time (min)	Peak Area
n-Propanol	-----	2.016	157.626

Table 2: FID 2 B (column DB-ALC2)

Compound	Time (min)	Peak Area
n-Propanol	2.471	192.738

Scottsdale Forensic Lab Blood Alcohol Pipetting Log

ANALYST: Adrian

SEQUENCE: 29May19 1

WA

Instrument Position	Headspace Vial 1	Headspace Vial 2	Blood Tube	Barcode Match
Vials 10 and 11	1261838	1261838	1261838	Yes
Vials 12 and 13	1266095	1266095	1266095	Yes
Vials 14 and 15	1268103	1268103	1268103	Yes
Vials 16 and 17	1265993	1265993	1265993	Yes
Vials 18 and 19	33501M5	33501MS	33501MS	Yes
Vials 21 and 22	33801CD	33801CD	33801CD	Yes
Vials 23 and 24	33801DV	33801DV	33801DV	Yes
Vials 25 and 26	36501WL	36501WL	36501WL	Yes
Vials 27 and 28	1270629	1270629	1270629	Yes
Vials 29 and 30	1269464	1269464	1269464	Yes
Vials 32 and 33	1268303	1268303	1268303	Yes
Vials 34 and 35	1255188	1255188	1255188	Yes
Vials 36 and 37	1249998	1249998	1249998	Yes
Vials 38 and 39	1256056	1256056	1256056	Yes
Vials 40 and 41	1257242	1257242	1257242	Yes
Vials 43 and 44	1268479	1268479	1268479	Yes
Vials 45 and 46	1268627	1268627	1268627	Yes
Vials 47 and 48	1220647	1220647	1220647	Yes
Vials 49 and 50	1271460	1271460	1271460	Yes
Vials 51 and 52	1271415	1271415	1271415	Yes
Vials 54 and 55	1271275	1271275	1271275	Yes
Vials 56 and 57	1271573	1271573	1271573	Yes
Vials 58 and 59	1271522	1271522	1271522	Yes
Vials 60 and 61	1271273	1271273	1271273	Yes
Vials 62 and 63	1268306	1268306	1268306	Yes
Vials 65 and 66	1270493	1270493	1270493	Yes
Vials 67 and 68	1269456	1269456	1269456	Yes
Vials 69 and 70	1272900	1272900	1272900	Yes
Vials 71 and 72	1270462	1270462	1270462	Yes
Vials 73 and 74	1236429	1236429	1236429	Yes

Sequence Summary

Sequence name: 29May19 1 Instrument: US14173023 CN14160045 Analyst: Adrian

Vial	Sample	Description	Type	LIMS ID	Method
1	FN03241604	0.020 calibrator	Calibration		ethanol quant.M
2	FN06181501	0.100 calibrator	Calibration		ethanol quant.M
3	FN07201502	0.200 calibrator	Calibration		ethanol quant.M
4	FN11191402	0.400 calibrator	Calibration		ethanol quant.M
5	051619	Negative	Control		ethanol quant.M
6	020917	Volatiles mix	Control		ethanol quant.M
7	08012015-C	0.4	Control		ethanol quant.M
8	09022015-A	0.04	Control		ethanol quant.M
9	407041529/13	0.198	Control		ethanol quant.M
10			Sample		ethanol quant.M
11			Sample		ethanol quant.M
12			Sample		ethanol quant.M
13			Sample		ethanol quant.M
14			Sample		ethanol quant.M
15			Sample		ethanol quant.M
16			Sample		ethanol quant.M
17			Sample		ethanol quant.M
18			Sample		ethanol quant.M
19			Sample		ethanol quant.M
20	28082014-B	0.08	Control		ethanol quant.M
21			Sample		ethanol quant.M
22			Sample		ethanol quant.M
23			Sample		ethanol quant.M
24			Sample		ethanol quant.M
25			Sample		ethanol quant.M
26			Sample		ethanol quant.M
27			Sample		ethanol quant.M
28			Sample		ethanol quant.M
29			Sample		ethanol quant.M
30			Sample		ethanol quant.M
31	09022015-C	0.15	Control		ethanol quant.M
32			Sample		ethanol quant.M
33			Sample		ethanol quant.M
34			Sample		ethanol quant.M
35			Sample		ethanol quant.M
36			Sample		ethanol quant.M
37			Sample		ethanol quant.M
38			Sample		ethanol quant.M
39			Sample		ethanol quant.M
40			Sample		ethanol quant.M
41			Sample		ethanol quant.M
42	407041529/13	0.198	Control		ethanol quant.M
43			Sample		ethanol quant.M
44			Sample		ethanol quant.M
45			Sample		ethanol quant.M
46			Sample		ethanol quant.M
47			Sample		ethanol quant.M

Dissemination Restricted to
Justice Agencies and authorized
agencies ONLY. Secondary use
to unauthorized agencies is
prohibited. Scottsdale City Prosecutor's Office

Sequence Summary

48			Sample		ethanol quant.M
49			Sample		ethanol quant.M
50			Sample		ethanol quant.M
51			Sample		ethanol quant.M
52			Sample		ethanol quant.M
53	28082014-B	0.08	Control		ethanol quant.M
54			Sample		ethanol quant.M
55			Sample		ethanol quant.M
56			Sample		ethanol quant.M
57			Sample		ethanol quant.M
58			Sample		ethanol quant.M
59			Sample		ethanol quant.M
60			Sample		ethanol quant.M
61			Sample		ethanol quant.M
62			Sample		ethanol quant.M
63			Sample		ethanol quant.M
64	09022015-C	0.15	Control		ethanol quant.M
65			Sample		ethanol quant.M
66			Sample		ethanol quant.M
67			Sample		ethanol quant.M
68			Sample		ethanol quant.M
69			Sample		ethanol quant.M
70			Sample		ethanol quant.M
71			Sample		ethanol quant.M
72			Sample		ethanol quant.M
73			Sample		ethanol quant.M
74			Sample		ethanol quant.M
75	08012015-C	0.4	Control		ethanol quant.M
76	09022015-A	0.04	Control		ethanol quant.M
77	407041529/13	0.198	Control		ethanol quant.M
78	040919WB	Negative	Control		ethanol quant.M

Dissemination is restricted to Criminal Justice Agencies and authorized agencies ONLY. Secondary agencies are unauthorized agencies. Scottsdale City Prosecutor's Office

Scottsdale Police Department Crime Laboratory Summary of Cases

SEQUENCE NAME: 29May19 1

ANALYST: Adrian WA

Vials	Test 1 (g/dL)	Test 2 (g/dL)	Mean (g/dL)	Percent Difference*	Absolute Difference (g/dL)*
10 11	0.1096	0.1092	0.10940	0.18	0.00020
12 13	0.1544	0.1530	0.15370	0.46	0.00070
14 15	0.1304	0.1326	0.13150	0.84	0.00110
16 17	0.1835	0.1826	0.18305	0.25	0.00045
18 19	0.2085	0.2097	0.20910	0.29	0.00060
21 22	0.0951	0.0958	0.09545	0.37	0.00035
23 24	0.1739	0.1744	0.17415	0.14	0.00025
25 26	0.1139	0.1145	0.11420	0.26	0.00030
27 28	0.0249	0.0250	0.02495	0.20	0.00005
29 30	0.2202	0.2190	0.21960	0.27	0.00060
32 33	0.2025	0.2032	0.20285	0.17	0.00035
34 35	0.0901	0.0897	0.08990	0.22	0.00020
36 37	0.1753	0.1741	0.17470	0.34	0.00060
38 39	0.2284	0.2273	0.22785	0.24	0.00055
40 41	0.1523	0.1528	0.15255	0.16	0.00025
43 44	0.1746	0.1742	0.17440	0.11	0.00020
45 46	0.0418	0.0415	0.04165	0.36	0.00015
47 48	0.1183	0.1181	0.11820	0.08	0.00010
49 50	0.0948	0.0949	0.09485	0.05	0.00005
51 52	0.0000	0.0000	0.00000	0.00	0.00000
54 55	0.0849	0.0855	0.08520	0.35	0.00030
56 57	0.1126	0.1138	0.11320	0.53	0.00060
58 59	0.2889	0.2876	0.28825	0.23	0.00065
60 61	0.0645	0.0650	0.06475	0.39	0.00025
62 63	0.0968	0.0976	0.09720	0.41	0.00040
65 66	0.1601	0.1618	0.16095	0.53	0.00085
67 68	0.0894	0.0896	0.08950	0.11	0.00010
69 70	0.2407	0.2387	0.23970	0.42	0.00100
71 72	0.1043	0.1038	0.10405	0.24	0.00025
73 74	0.0752	0.0747	0.07495	0.33	0.00025

*Calculated differences are differences from the mean of the two results.

Adrian, William - (30-May-2019)

Case: [REDACTED] User: wadrian 5/30/2019

Scottsdale Police Department Crime Lab Volatiles Analysis

Sample:	[REDACTED]	Vial:	10
Description:	[REDACTED]	LIMS ID:	[REDACTED]
Method:	ethanol quant.M	Sequence:	29May19 1
Instrument:	US14173023 CN14160045	Injection date:	5/29/2019 5:48:06 PM
Data file:	C:\Chem32\1\Data\29May19 1\10.D	Analyst:	Adrian

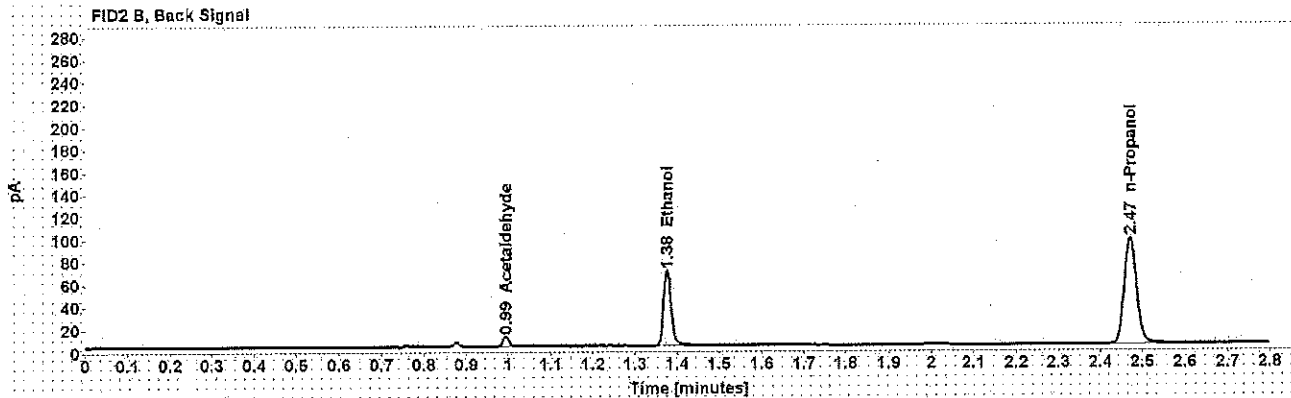
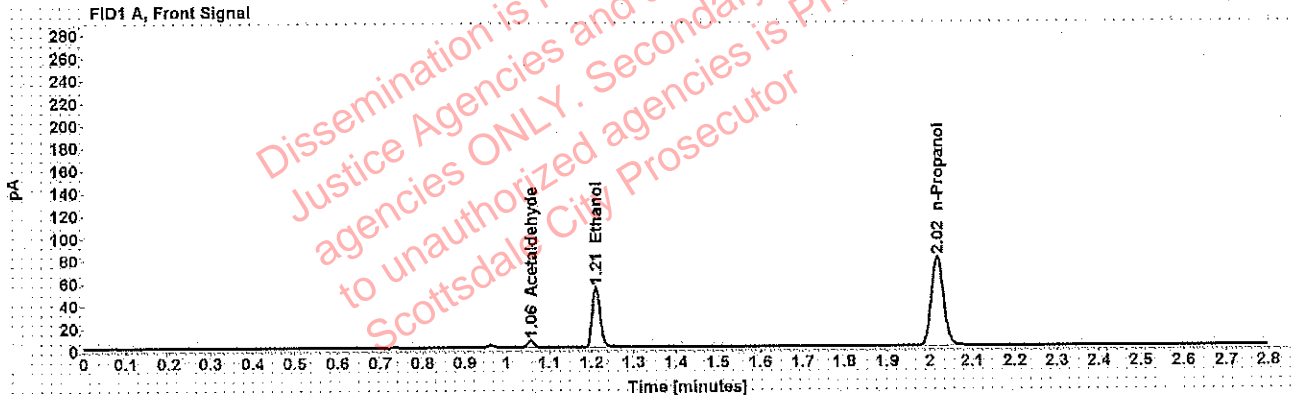


Table 1: FID 1 A (column DB-ALC1)

Compound	Amount (g/100mL)	Time (min)	Peak Area
Acetaldehyde	-----	1.055	6.502
>Ethanol	0.1096	1.210	66.484
n-Propanol	-----	2.016	158.212

Table 2: FID 2 B (column DB-ALC2)

Compound	Time (min)	Peak Area
Acetaldehyde	0.994	8.467
Ethanol	1.376	83.820
n-Propanol	2.471	192.372

Scottsdale Police Department Crime Lab Volatiles Analysis

Sample:	[REDACTED]	Vial:	11
Description:	[REDACTED]	LIMS ID:	[REDACTED]
Method:	ethanol quant.M	Sequence:	29May19 1
Instrument:	US14173023 CN14160045	Injection date:	5/29/2019 5:52:06 PM
Data file:	C:\Chem32\11\Data\29May19 1\11.D	Analyst:	Adrian

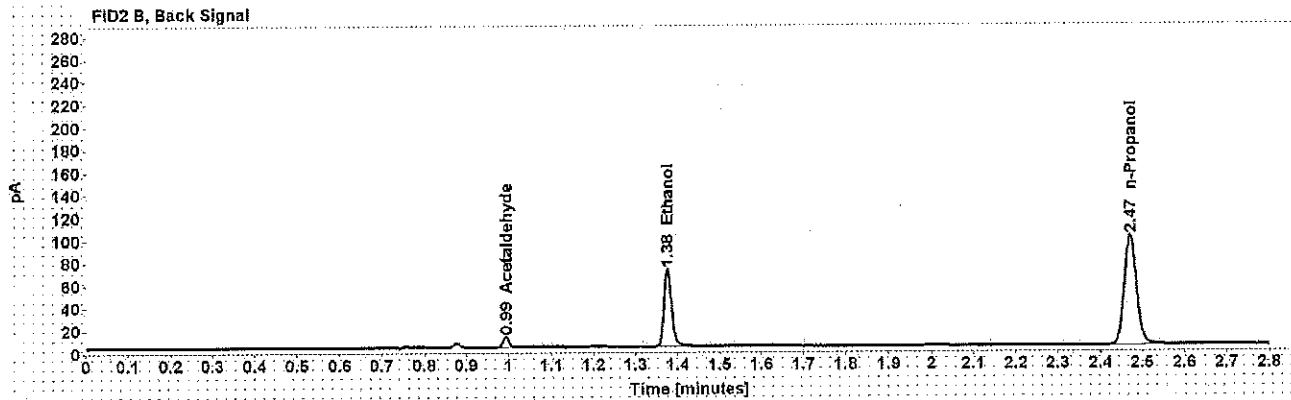
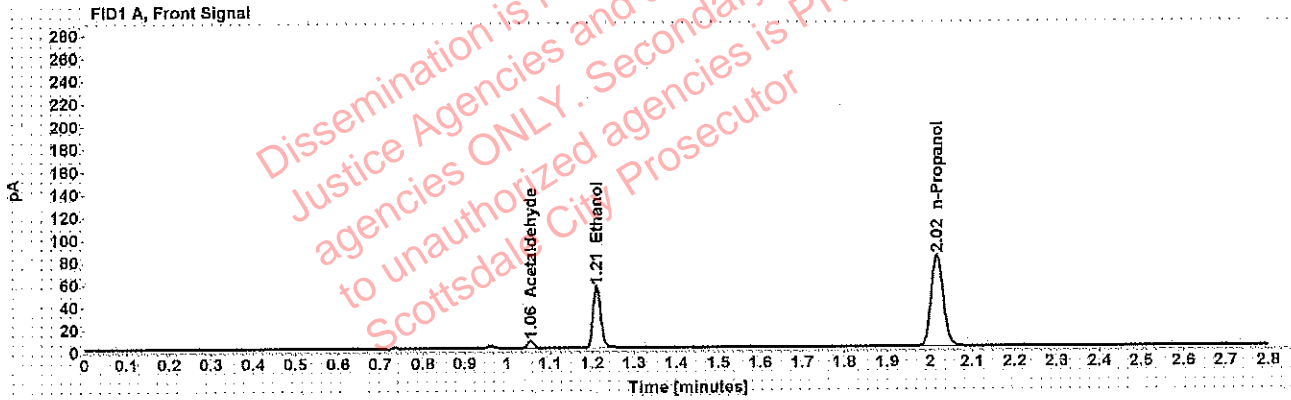


Table 1: FID 1 A (column DB-ALC1)

Compound	Amount (g/100mL)	Time (min)	Peak Area
Acetaldehyde	-----	1.055	6.663
>Ethanol	0.1092	1.210	70.212
n-Propanol	-----	2.016	162.774

Table 2: FID 2 B (column DB-ALC2)

Compound	Time (min)	Peak Area
Acetaldehyde	0.994	8.728
Ethanol	1.376	85.911
n-Propanol	2.471	198.129

Adrian, William - (30-May-2019)

Case: [REDACTED] User: wadrian 5/30/2019

Scottsdale Police Department Crime Lab Volatiles Analysis

Sample:	[REDACTED]	Vial:	12
Description:	[REDACTED]	LIMS ID:	[REDACTED]
Method:	ethanol quant.M	Sequence:	29May19 1
Instrument:	US14173023 CN14160045	Injection date:	5/29/2019 5:56:06 PM
Data file:	C:\Chem321\1\Data\29May19 1\12.D	Analyst:	Adrian

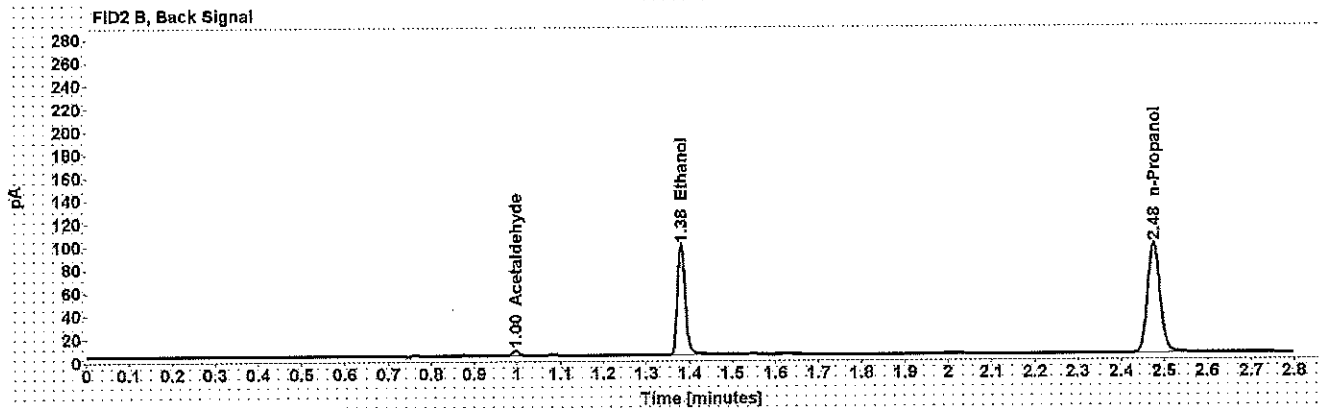
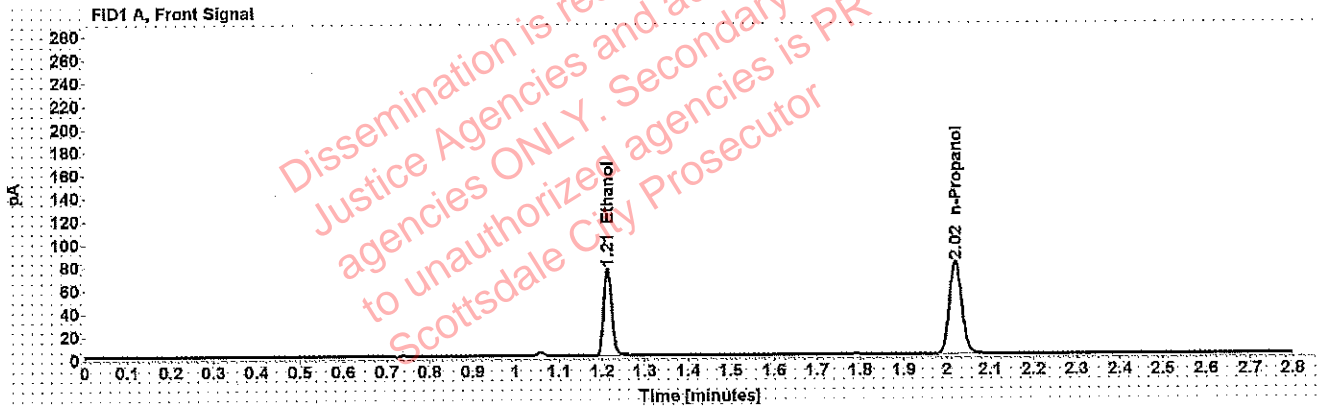


Table 1: FID 1 A (column DB-ALC1)

Compound	Amount (g/100mL)	Time (min)	Peak Area
>Ethanol	0.1544	1.213	97.783
n-Propanol	-----	2.019	159.811

Table 2: FID 2 B (column DB-ALC2)

Compound	Time (min)	Peak Area
Acetaldehyde	0.996	4.026
Ethanol	1.380	120.454
n-Propanol	2.475	194.723

Scottsdale Police Department Crime Lab Volatiles Analysis

Sample:	[REDACTED]	Vial:	13
Description:	[REDACTED]	LIMS ID:	[REDACTED]
Method:	ethanol quant.M	Sequence:	29May19 1
Instrument:	US14173023 CN14160045	Injection date:	5/29/2019 6:00:21 PM
Data file:	C:\Chem32\1\Data\29May19 1\13.D	Analyst:	Adrian

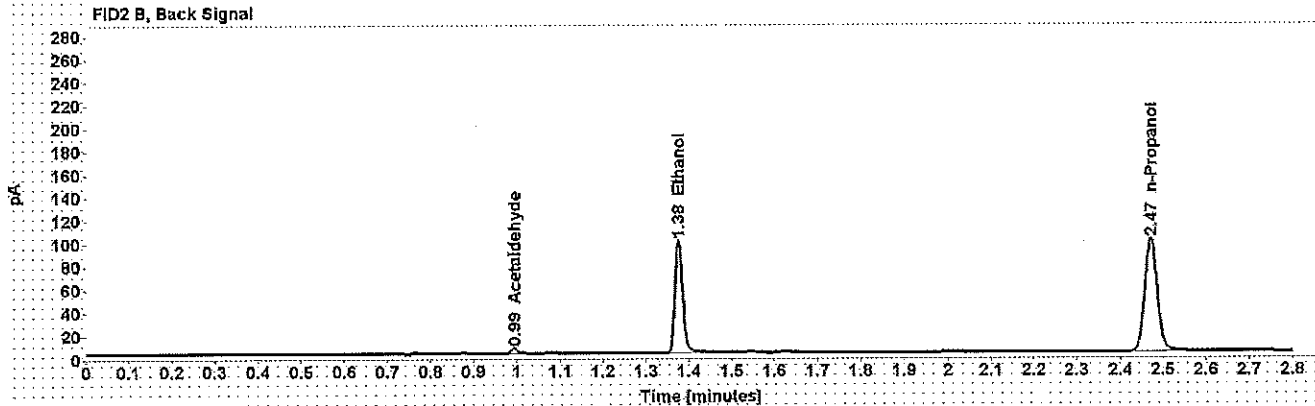
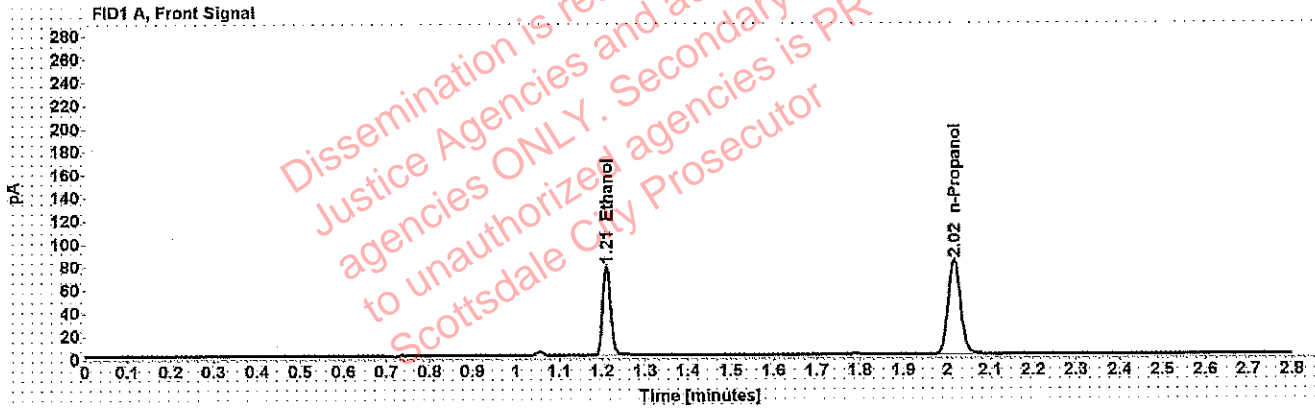


Table 1: FID 1 A (column DB-ALC1)

Compound	Amount (g/100mL)	Time (min)	Peak Area
>Ethanol	0.1530	1.210	99.467
n-Propanol	-----	2.016	164.116

Table 2: FID 2 B (column DB-ALC2)

Compound	Time (min)	Peak Area
Acetaldehyde	0.994	4.134
Ethanol	1.376	122.288
n-Propanol	2.471	199.857

Adrian, William - (30-May-2019)

Case: [REDACTED] User: wadrian 5/30/2019

Scottsdale Police Department Crime Lab Volatiles Analysis

Sample:	[REDACTED]	Vial:	14
Description:	[REDACTED]	LIMS ID:	[REDACTED]
Method:	ethanol quant.M	Sequence:	29May19 1
Instrument:	US14173023 CN14160045	Injection date:	5/29/2019 6:04:21 PM
Data file:	C:\Chem32\1\Data\29May19 1\14.D	Analyst:	Adrian

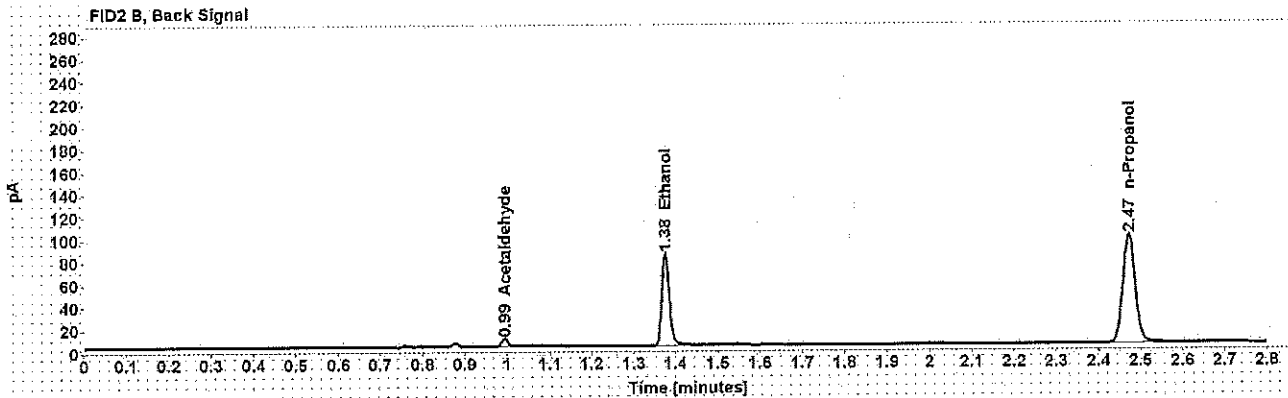
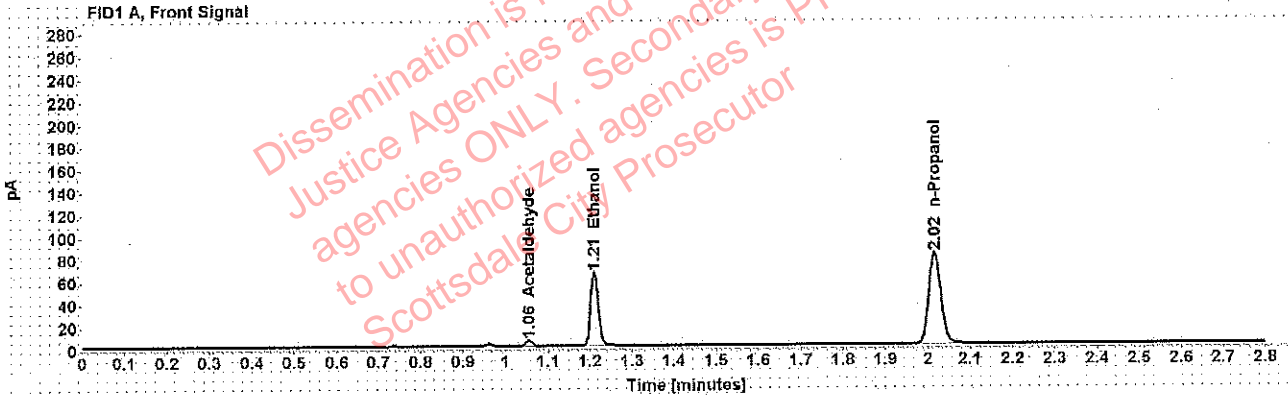


Table 1: FID 1 A (column DB-ALC1)

Compound	Amount (g/100mL)	Time (min)	Peak Area
Acetaldehyde	-----	1.056	4.865
>Ethanol	0.1304	1.210	83.626
n-Propanol	-----	2.016	162.102

Table 2: FID 2 B (column DB-ALC2)

Compound	Time (min)	Peak Area
Acetaldehyde	0.994	6.383
Ethanol	1.376	102.654
n-Propanol	2.471	197.078

██████████: Adrian, William - (30-May-2019)

Case: ██████████ User: wadrian 5/30/2019

Scottsdale Police Department Crime Lab Volatiles Analysis

Sample:	██████████	Vial:	15
Description:	██████████	LIMS ID:	██████████
Method:	ethanol quant.M	Sequence:	29May19 1
Instrument:	US14173023 CN14160045	Injection date:	5/29/2019 6:08:20 PM
Data file:	C:\Chem32\1\Data\29May19 1\15.D	Analyst:	Adrian

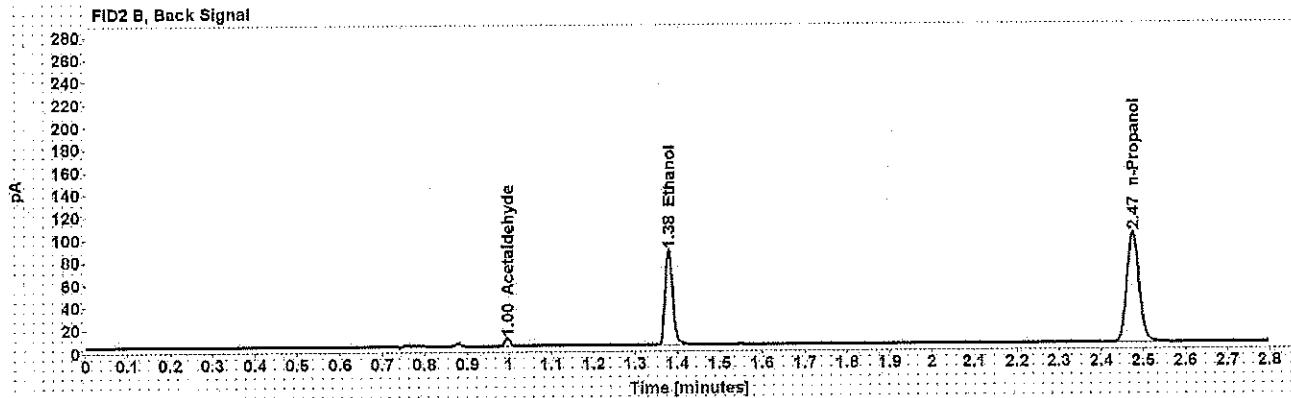
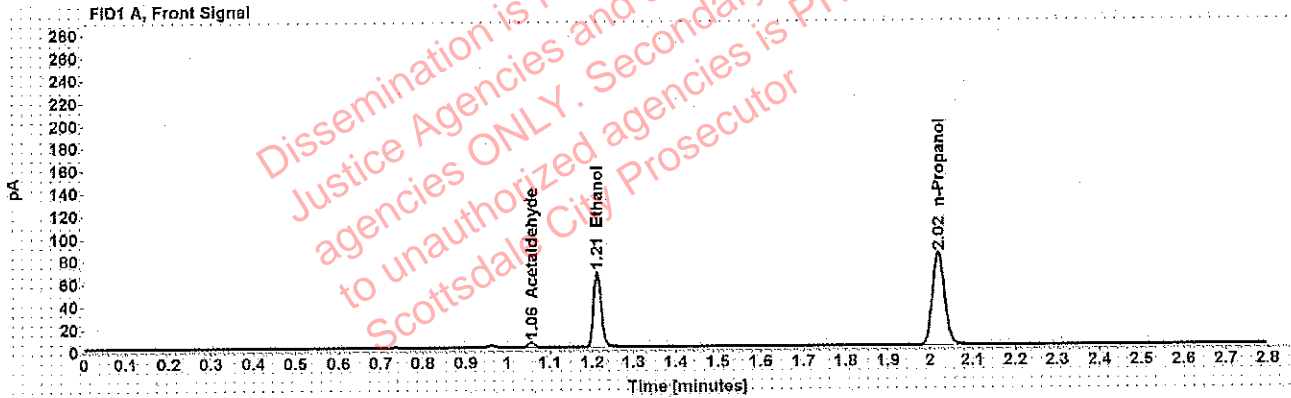


Table 1: FID 1 A (column DB-ALC1)

Compound	Amount (g/100mL)	Time (min)	Peak Area
Acetaldehyde	-----	1.057	4.723
>Ethanol	0.1326	1.212	86.393
n-Propanol	-----	2.019	164.607

Table 2: FID 2 B (column DB-ALC2)

Compound	Time (min)	Peak Area
Acetaldehyde	0.996	6.133
Ethanol	1.380	106.070
n-Propanol	2.475	200.160

Adrian, William - (30-May-2019)

Case: [REDACTED] User: wadrian 5/30/2019

Scottsdale Police Department Crime Lab Volatiles Analysis

Sample:	[REDACTED]	Vial:	16
Description:	[REDACTED]	LIMS ID:	[REDACTED]
Method:	ethanol quant.M	Sequence:	29May19 1
Instrument:	US14173023 CN14160045	Injection date:	5/29/2019 6:12:21 PM
Data file:	C:\Chem32\1\Data\29May19 1\16.D	Analyst:	Adrian

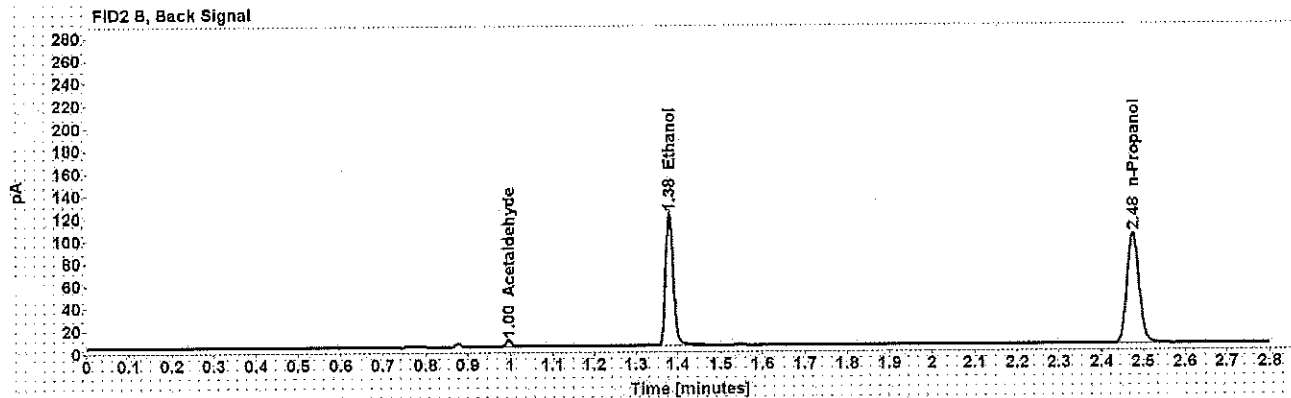
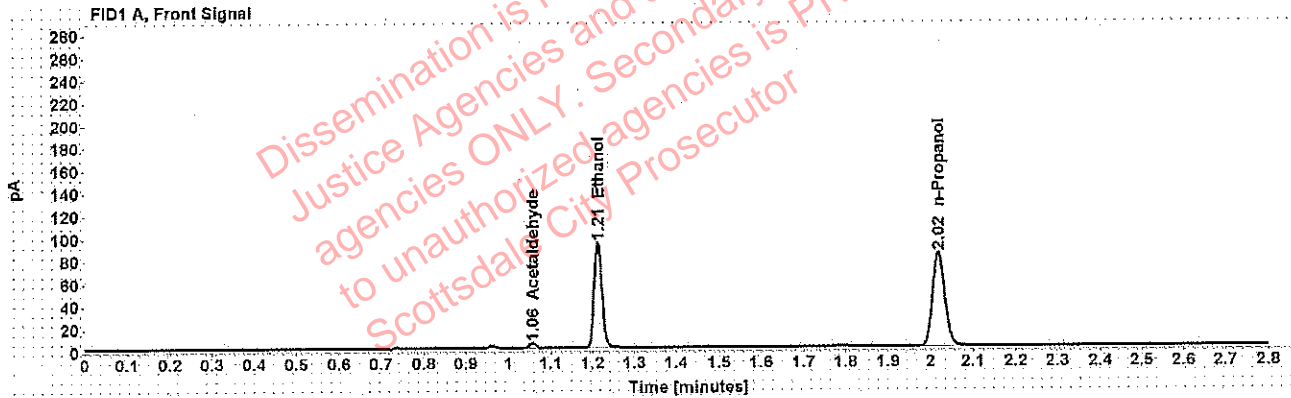


Table 1: FID 1 A (column DB-ALC1)

Compound	Amount (g/100mL)	Time (min)	Peak Area
Acetaldehyde	-----	1.057	4.304
>Ethanol	0.1835	1.212	120.795
n-Propanol	-----	2.019	165.942

Table 2: FID 2 B (column DB-ALC2)

Compound	Time (min)	Peak Area
Acetaldehyde	0.996	5.603
Ethanol	1.360	150.573
n-Propanol	2.475	201.736

Adrian, William - (30-May-2019)

Case: [REDACTED] User: wadrian 5/30/2019

Scottsdale Police Department Crime Lab Volatiles Analysis

Sample:	[REDACTED]	Vial:	17
Description:	[REDACTED]	LIMS ID:	[REDACTED]
Method:	ethanol quant.M	Sequence:	29May19 1
Instrument:	US14173023 CN14160045	Injection date:	5/29/2019 6:16:21 PM
Data file:	C:\Chem32\11\Data\29May19 1\17.D	Analyst:	Adrian

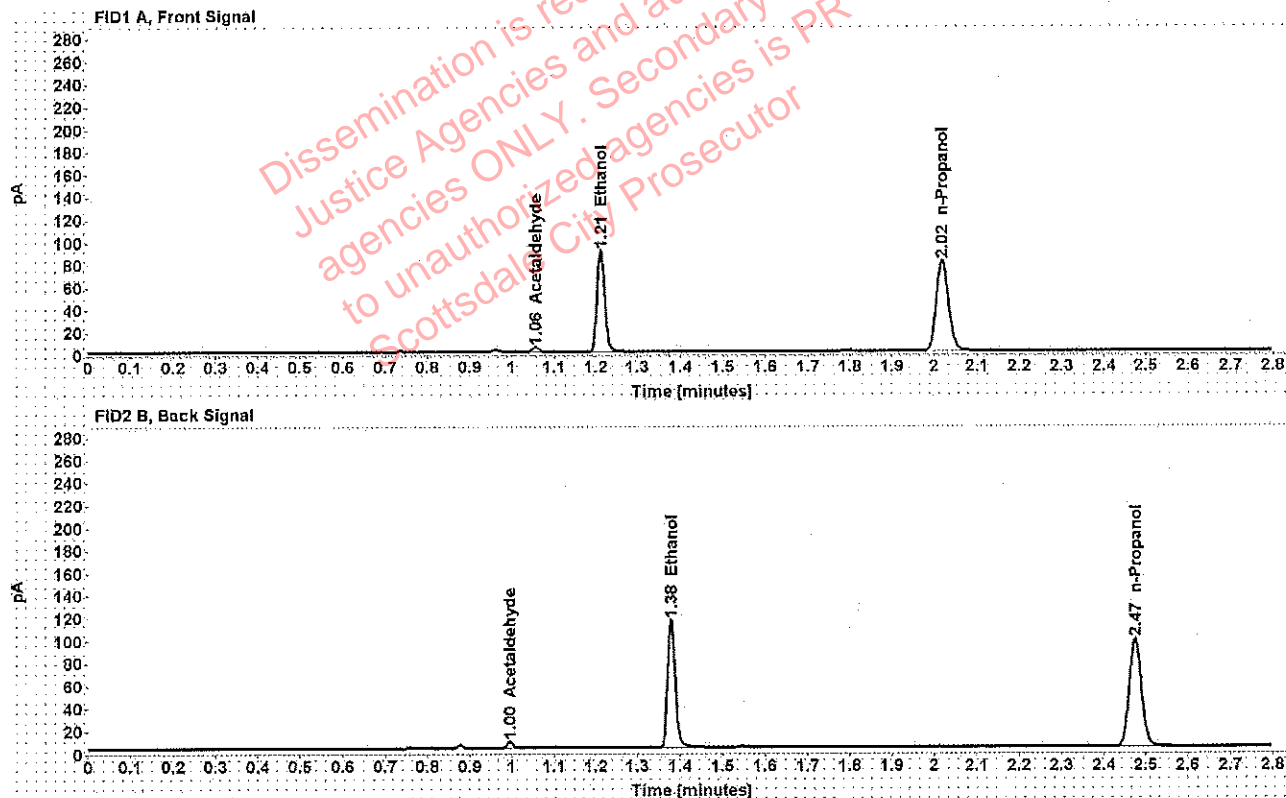


Table 1: FID 1 A (column DB-ALC1)

Compound	Amount (g/100mL)	Time (min)	Peak Area
Acetaldehyde	-----	1.057	4.290
>Ethanol	0.1826	1.212	116.519
n-Propanol	-----	2.018	160.849

Table 2: FID 2 B (column DB-ALC2)

Compound	Time (min)	Peak Area
Acetaldehyde	0.996	5.556
Ethanol	1.379	145.281
n-Propanol	2.474	195.592

Scottsdale Police Department Crime Lab Volatiles Analysis

Sample:	[REDACTED]	Vial:	18
Description:	[REDACTED]	LIMS ID:	[REDACTED]
Method:	ethanol quant.M	Sequence:	29May19 1
Instrument:	US14173023 CN14160045	Injection date:	5/29/2019 6:20:22 PM
Data file:	C:\Chem32\1\Data\29May19 1\18.D	Analyst:	Adrian

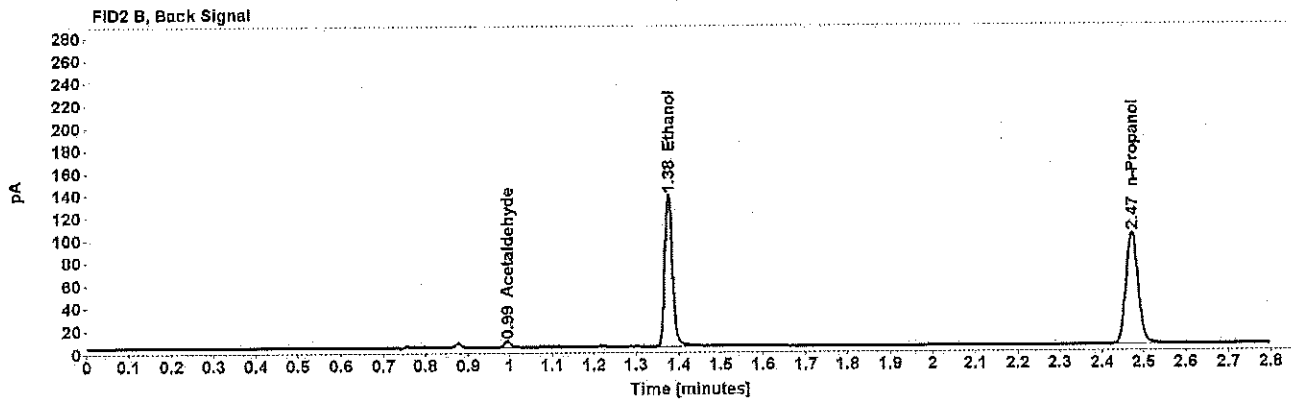
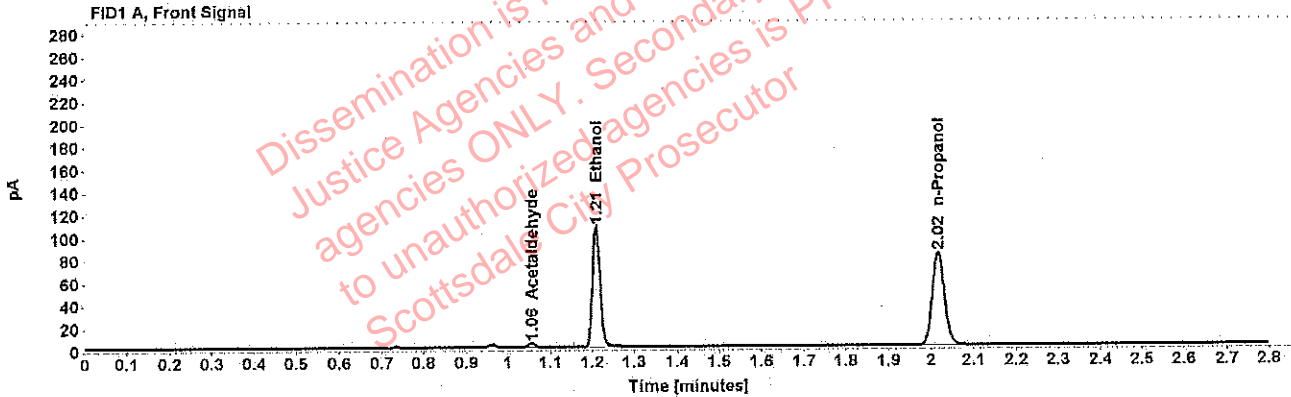


Table 1: FID 1 A (column DB-ALC1)

Compound	Amount (g/100mL)	Time (min)	Peak Area
Acetaldehyde	-----	1.056	3.932
>Ethanol	0.2085	1.210	136.772
n-Propanol	-----	2.017	165.253

Table 2: FID 2 B (column DB-ALC2)

Compound	Time (min)	Peak Area
Acetaldehyde	0.994	5.177
Ethanol	1.376	170.262
n-Propanol	2.471	200.915

Scottsdale Police Department Crime Lab Volatiles Analysis

Sample:	[REDACTED]	Vial:	19
Description:	[REDACTED]	LIMS ID:	[REDACTED]
Method:	ethanol quant.M	Sequence:	29May19 1
Instrument:	US14173023 CN14160045	Injection date:	5/29/2019 6:24:37 PM
Data file:	C:\Chem32\1\Data\29May19 1\19.D	Analyst:	Adrian

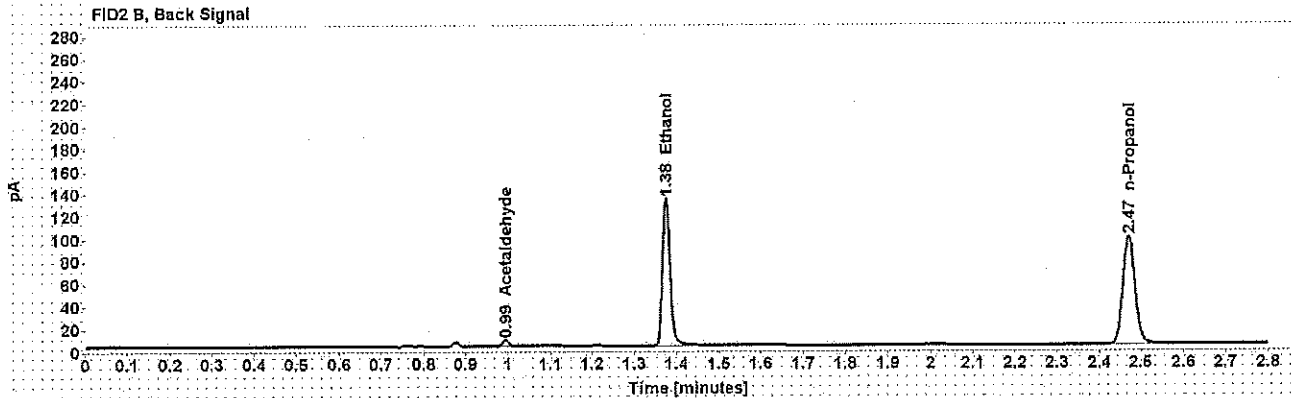
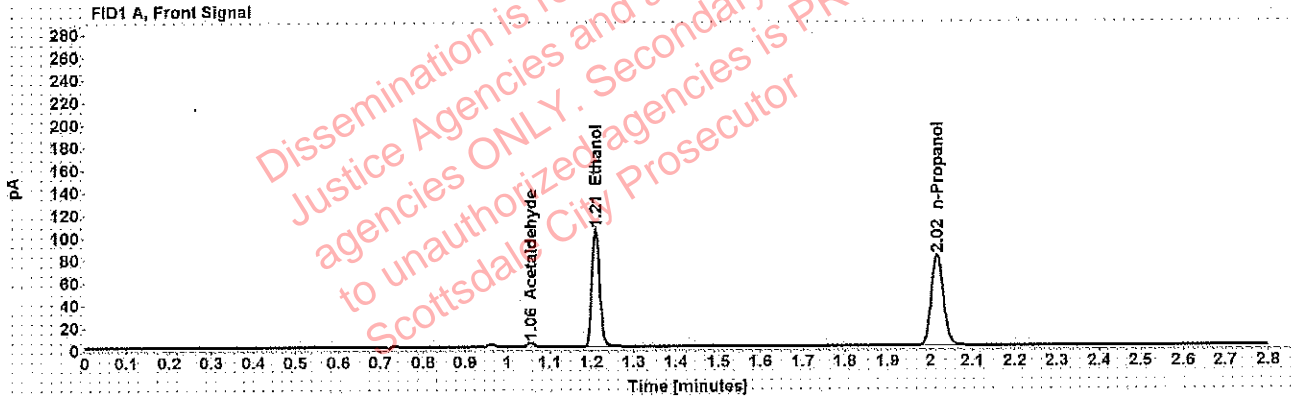


Table 1: FID 1 A (column DB-ALC1)

Compound	Amount (g/100mL)	Time (min)	Peak Area
Acetaldehyde	-----	1.056	3.949
>Ethanol	0.2097	1.210	133.854
n-Propanol	-----	2.016	160.806

Table 2: FID 2 B (column DB-ALC2)

Compound	Time (min)	Peak Area
Acetaldehyde	0.994	5.201
Ethanol	1.376	166.242
n-Propanol	2.471	195.384

Scottsdale Police Department Crime Lab Volatiles Analysis

Sample:	[redacted]	Vial:	21
Description:	[redacted]	LIMS ID:	[redacted]
Method:	ethanol quant.M	Sequence:	29May19 1
Instrument:	US14173023 CN14160045	Injection date:	5/29/2019 6:32:35 PM
Data file:	C:\Chem321\1\Data\29May19 1\21.D	Analyst:	Adrian

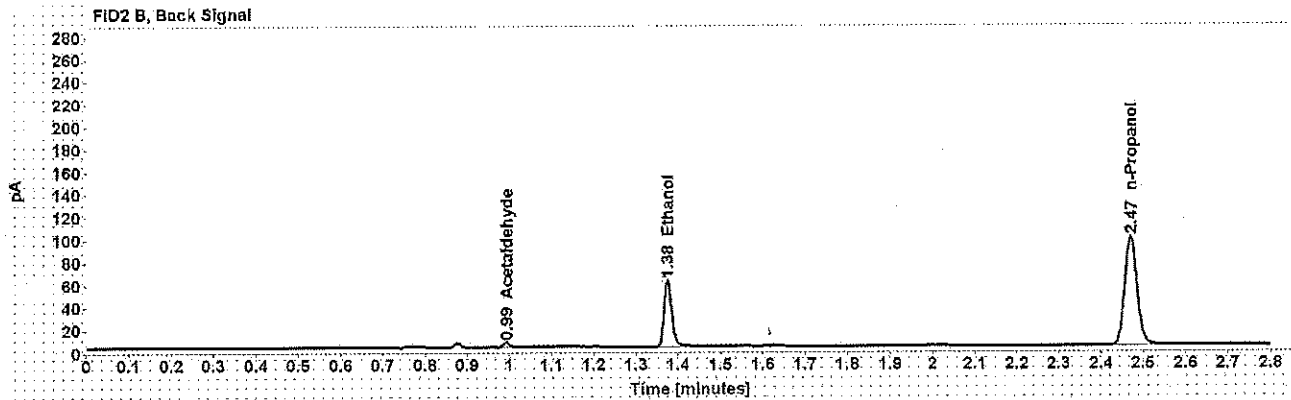
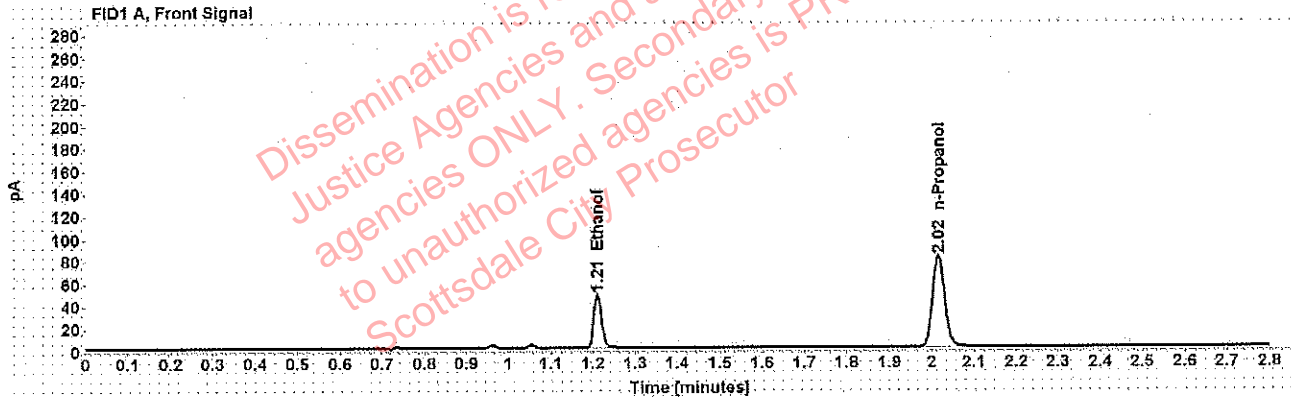


Table 1: FID 1 A (column DB-ALC1)

Compound	Amount (g/100mL)	Time (min)	Peak Area
>Ethanol	0.0951	1.210	60.819
n-Propanol	-----	2.016	162.061

Table 2: FID 2 B (column DB-ALC2)

Compound	Time (min)	Peak Area
Acetaldehyde	0.994	3.937
Ethanol	1.376	74.591
n-Propanol	2.471	197.013

Adrian, William - (30-May-2019)

Case: [REDACTED] User: wadrian 5/30/2019

Scottsdale Police Department Crime Lab Volatiles Analysis

Sample:	[REDACTED]	Vial:	22
Description:	[REDACTED]	LIMS ID:	[REDACTED]
Method:	ethanol quant.M	Sequence:	29May19 1
Instrument:	US14173023 CN14160045	Injection date:	5/29/2019 6:36:36 PM
Data file:	C:\Chem32\1\Data\29May19 1\22.D	Analyst:	Adrian

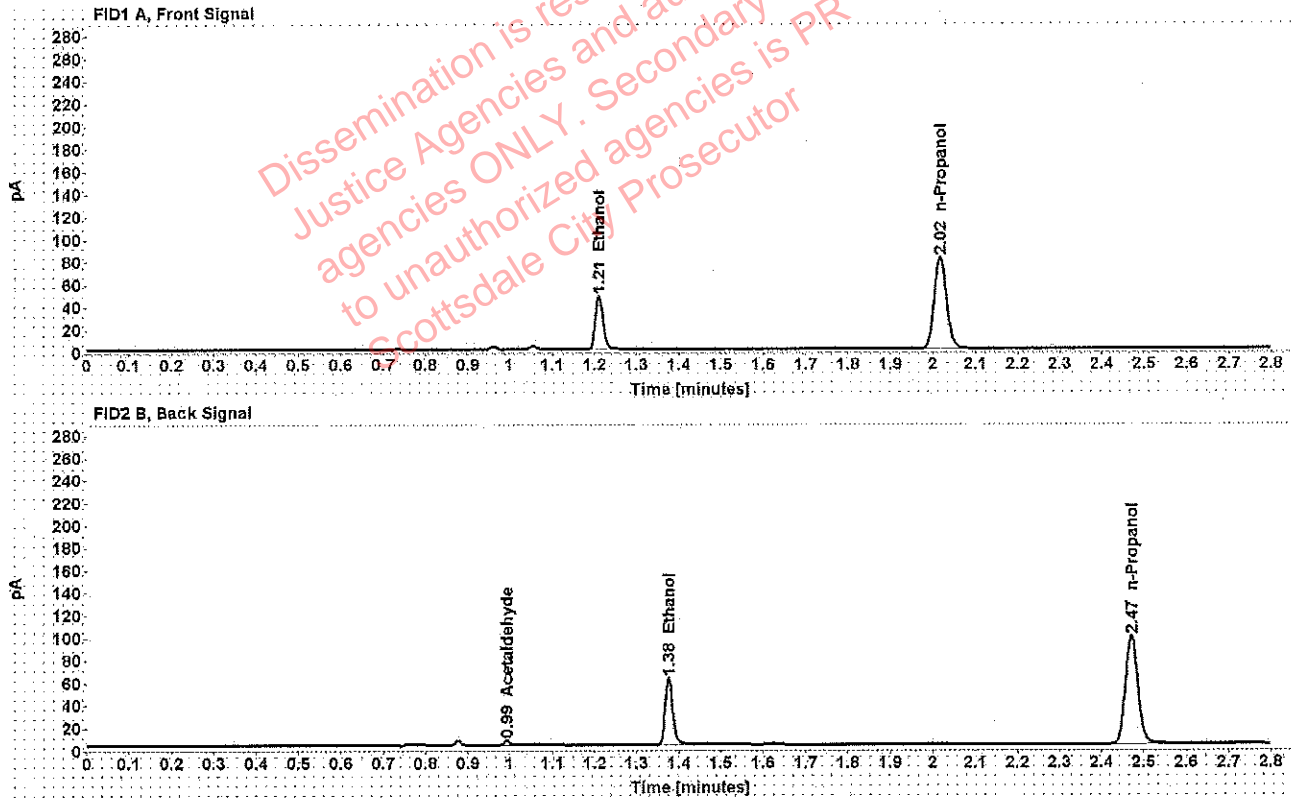


Table 1: FID 1 A (column DB-ALC1)

Compound	Amount (g/100mL)	Time (min)	Peak Area
>Ethanol	0.0958	1.210	61.042
n-Propanol	-----	2.016	161.545

Table 2: FID 2 B (column DB-ALC2)

Compound	Time (min)	Peak Area
Acetaldehyde	0.994	4.013
Ethanol	1.376	74.601
n-Propanol	2.471	196.813

Adrian, William - (30-May-2019)

Case: User: wadrian 5/30/2019

Scottsdale Police Department Crime Lab Volatiles Analysis

Sample:		Vial:	23
Description:		LIMS ID:	
Method:	ethanol quant.M	Sequence:	29May19 1
Instrument:	US14173023 CN14160045	Injection date:	5/29/2019 6:40:36 PM
Data file:	C:\Chem32\1\Data\29May19 1\23.D	Analyst:	Adrian

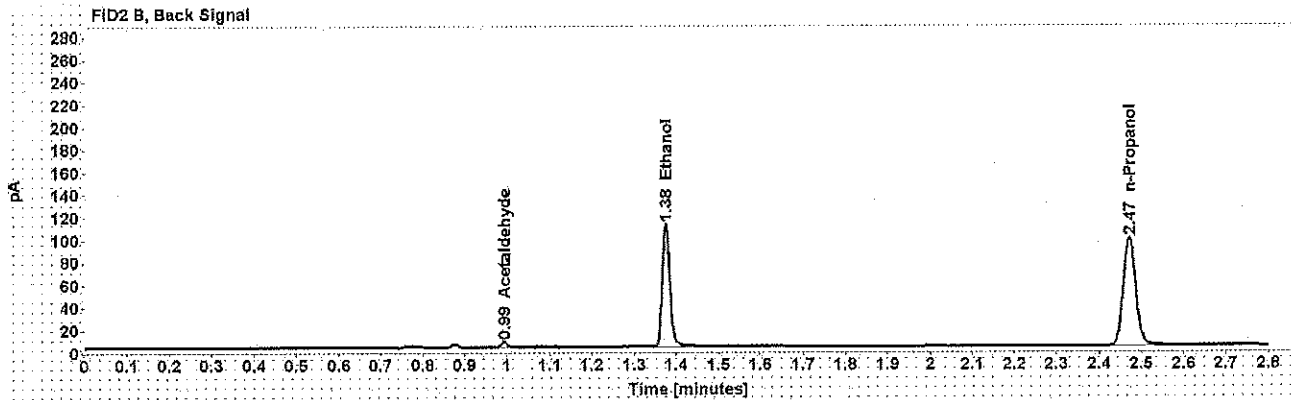
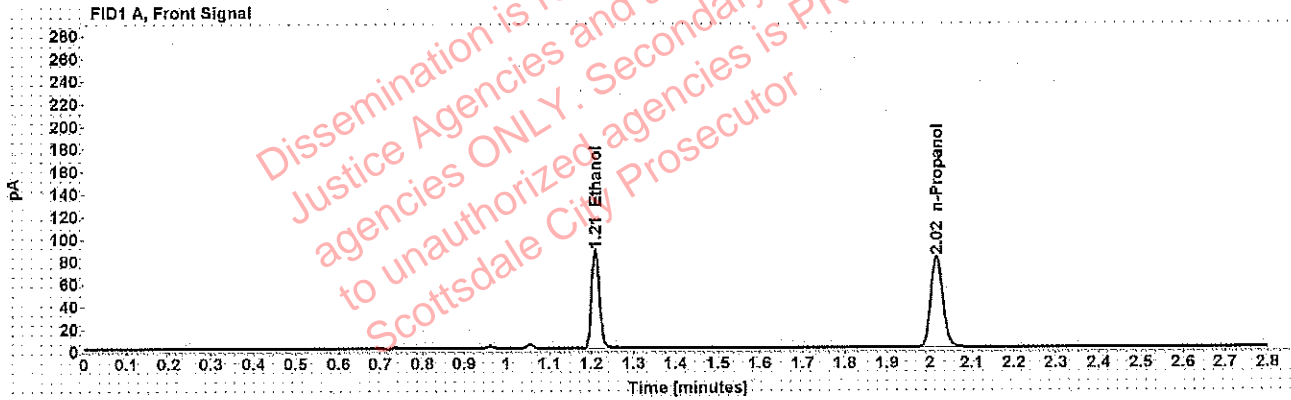


Table 1: FID 1 A (column DB-ALC1)

Compound	Amount (g/100mL)	Time (min)	Peak Area
>Ethanol	0.1739	1.210	111.143
n-Propanol	-----	2.016	161.155

Table 2: FID 2 B (column DB-ALC2)

Compound	Time (min)	Peak Area
Acetaldehyde	0.994	4.529
Ethanol	1.376	138.475
n-Propanol	2.471	196.352

Scottsdale Police Department Crime Lab Volatiles Analysis

Sample:	[REDACTED]	Vial:	24
Description:	[REDACTED]	LIMS ID:	[REDACTED]
Method:	ethanol quant.M	Sequence:	29May19 1
Instrument:	US14173023 CN14160045	Injection date:	5/29/2019 6:44:36 PM
Data file:	C:\Chem32\1\Data\29May19 1\24.D	Analyst:	Adrian

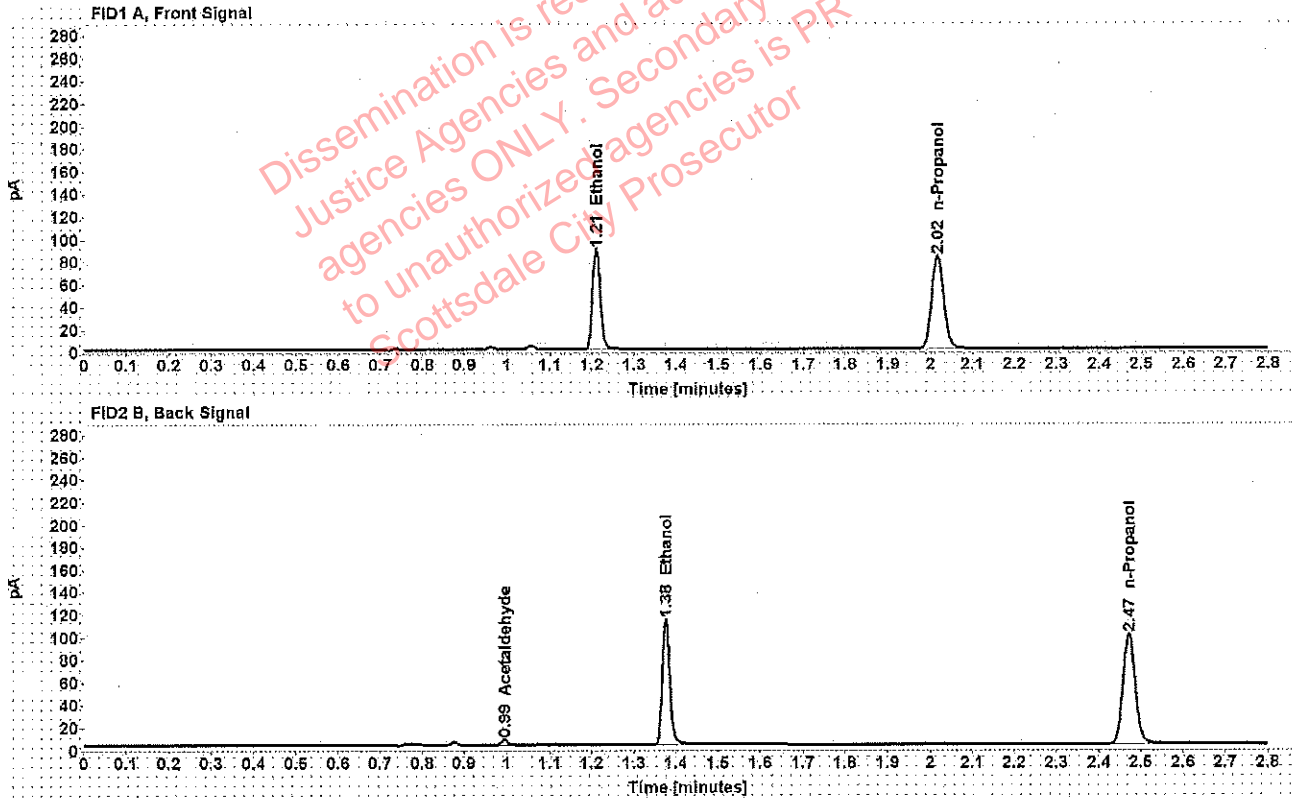


Table 1: FID 1 A (column DB-ALC1)

Compound	Amount (g/100mL)	Time (min)	Peak Area
>Ethanol	0.1744	1.210	113.722
n-Propanol	-----	2.016	164.469

Table 2: FID 2 B (column DB-ALC2)

Compound	Time (min)	Peak Area
Acetaldehyde	0.994	4.571
Ethanol	1.376	139.939
n-Propanol	2.471	200.211

Adrian, William - (30-May-2019)

Case: [REDACTED] User: wadrian 5/30/2019

Scottsdale Police Department Crime Lab Volatiles Analysis

Sample:	[REDACTED]	Vial:	25
Description:	[REDACTED]	LIMS ID:	[REDACTED]
Method:	ethanol quant.M	Sequence:	29May19 1
Instrument:	US14173023 CN14160045	Injection date:	5/29/2019 6:48:51 PM
Data file:	C:\Chem32\11\Data\29May19 1\25.D	Analyst:	Adrian

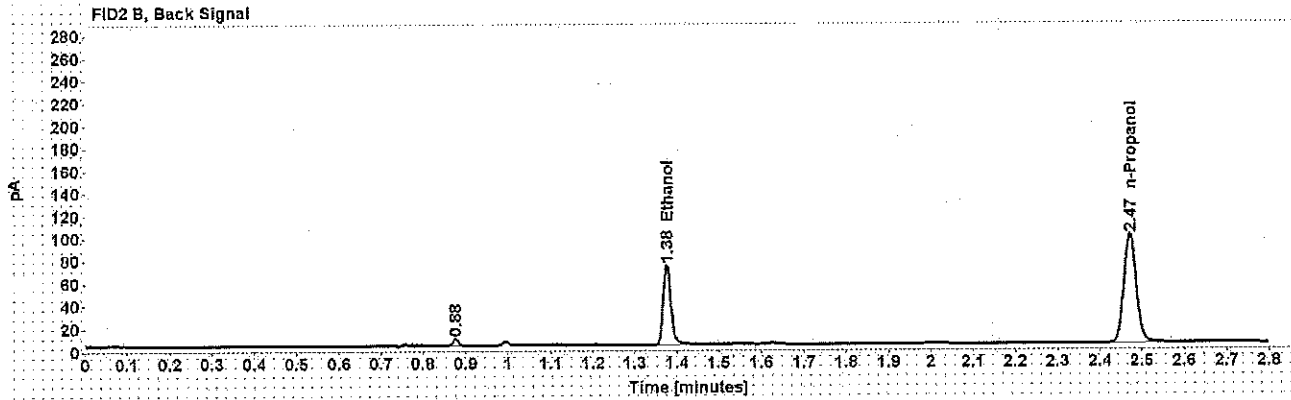
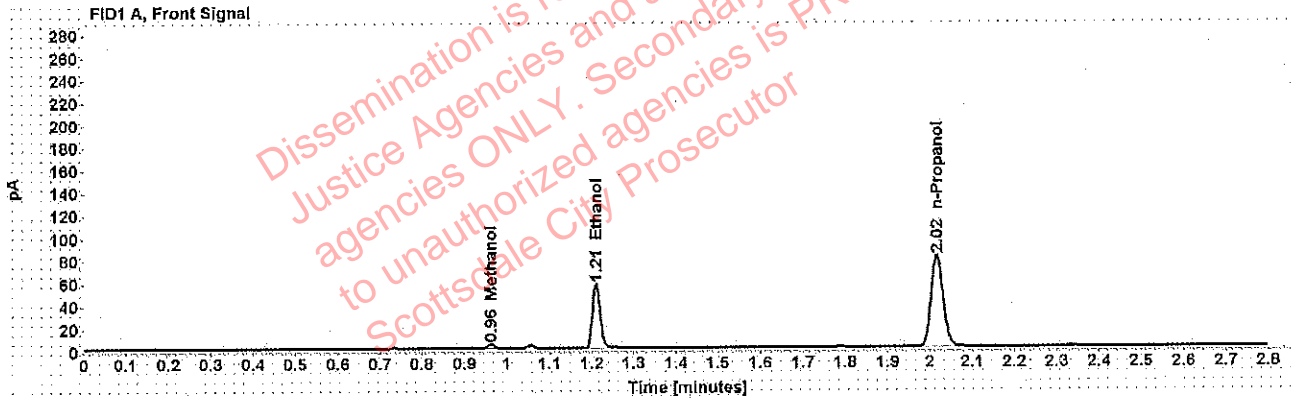


Table 1: FID 1 A (column DB-ALC1)

Compound	Amount (g/100mL)	Time (min)	Peak Area
Methanol	-----	0.961	4.047
>Ethanol	0.1139	1.210	72.526
n-Propanol	-----	2.016	161.104

Table 2: FID 2 B (column DB-ALC2)

Compound	Time (min)	Peak Area
Ethanol	1.376	89.074
n-Propanol	2.471	196.290

Scottsdale Police Department Crime Lab Volatiles Analysis

Sample:	[REDACTED]	Vial:	26
Description:	[REDACTED]	LIMS ID:	[REDACTED]
Method:	ethanol quant.M	Sequence:	29May19 1
Instrument:	US14173023 CN14160045	Injection date:	5/29/2019 6:52:52 PM
Data file:	C:\Chem32\11\Data\29May19 1\26.D	Analyst:	Adrian

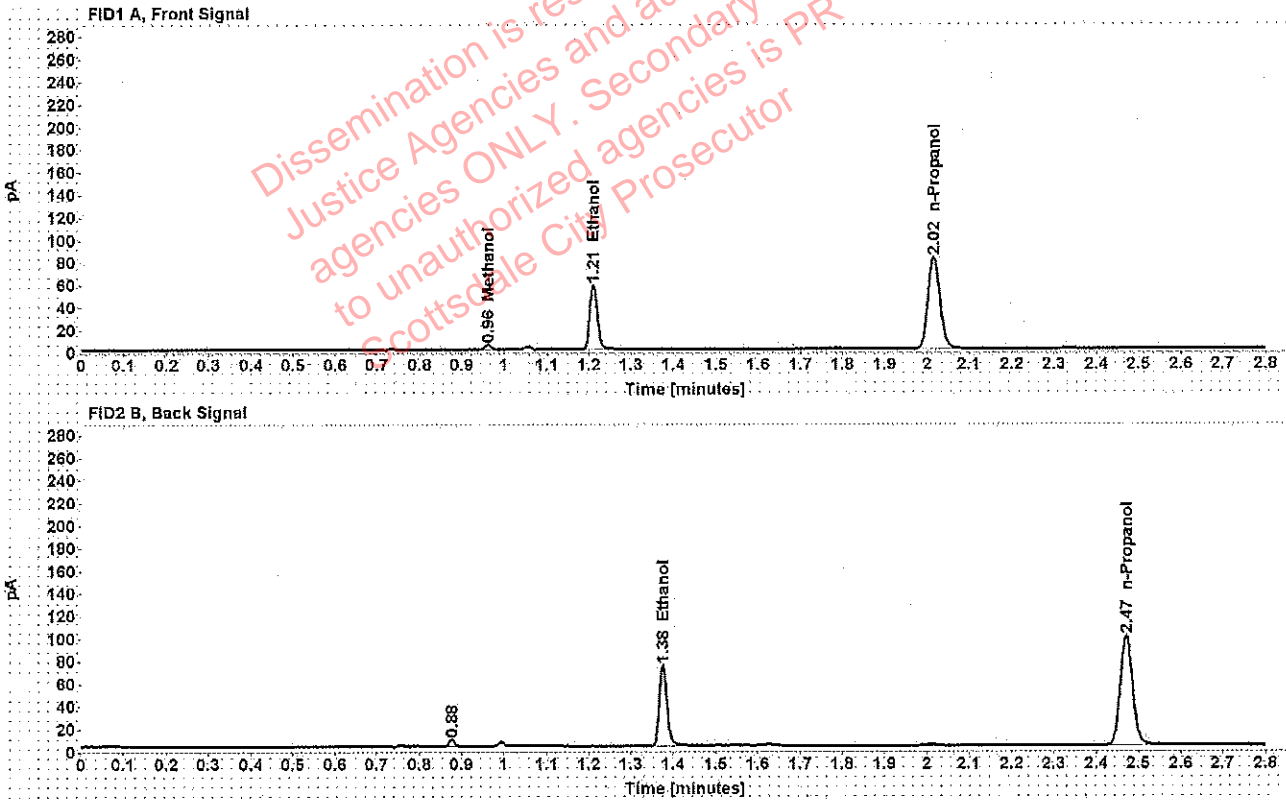


Table 1: FID 1 A (column DB-ALC1)

Compound	Amount (g/100mL)	Time (min)	Peak Area
Methanol	-----	0.961	4.256
>Ethanol	0.1145	1.210	73.520
n-Propanol	-----	2.016	162.484

Table 2: FID 2 B (column DB-ALC2)

Compound	Time (min)	Peak Area
Ethanol	1.376	90.509
n-Propanol	2.471	198.094

Adrian, William - (30-May-2019)

Case: [REDACTED] User: wadrian 5/30/2019

Scottsdale Police Department Crime Lab Volatiles Analysis

Sample:	[REDACTED]	Vial:	27
Description:	[REDACTED]	LIMS ID:	[REDACTED]
Method:	ethanol quant.M	Sequence:	29May19 1
Instrument:	US14173023 CN14160045	Injection date:	5/29/2019 6:56:52 PM
Data file:	C:\Chem32\1\Data\29May19 1\27.D	Analyst:	Adrian

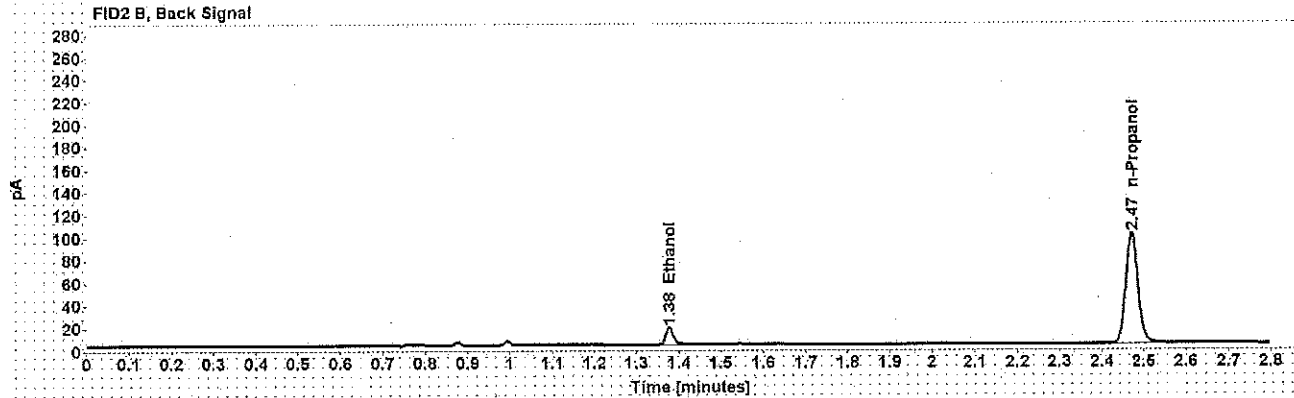
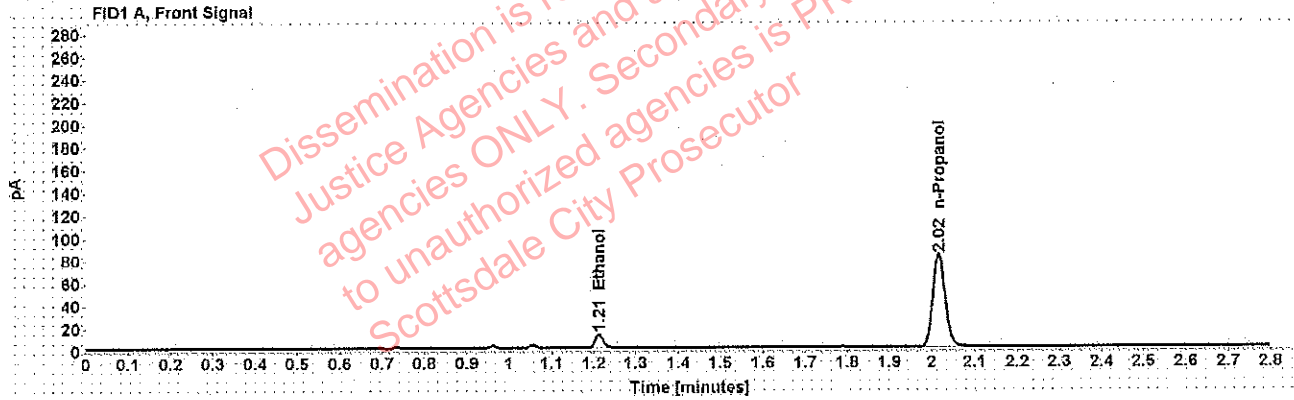


Table 1: FID 1 A (column DB-ALC1)

Compound	Amount (g/100mL)	Time (min)	Peak Area
>Ethanol	0.0249	1.212	15.618
n-Propanol	-----	2.016	164.319

Table 2: FID 2 B (column DB-ALC2)

Compound	Time (min)	Peak Area
Ethanol	1.377	19.580
n-Propanol	2.471	199.917

Adrian, William - (30-May-2019)

Case: [redacted] User: wadrian 5/30/2019

Scottsdale Police Department Crime Lab Volatiles Analysis

Sample:	[redacted]	Vial:	28
Description:	[redacted]	LIMS ID:	[redacted]
Method:	ethanol quant.M	Sequence:	29May19 1
Instrument:	US14173023 CN14160045	Injection date:	5/29/2019 7:00:52 PM
Data file:	C:\Chem32\1\Data\29May19 1\28.D	Analyst:	Adrian

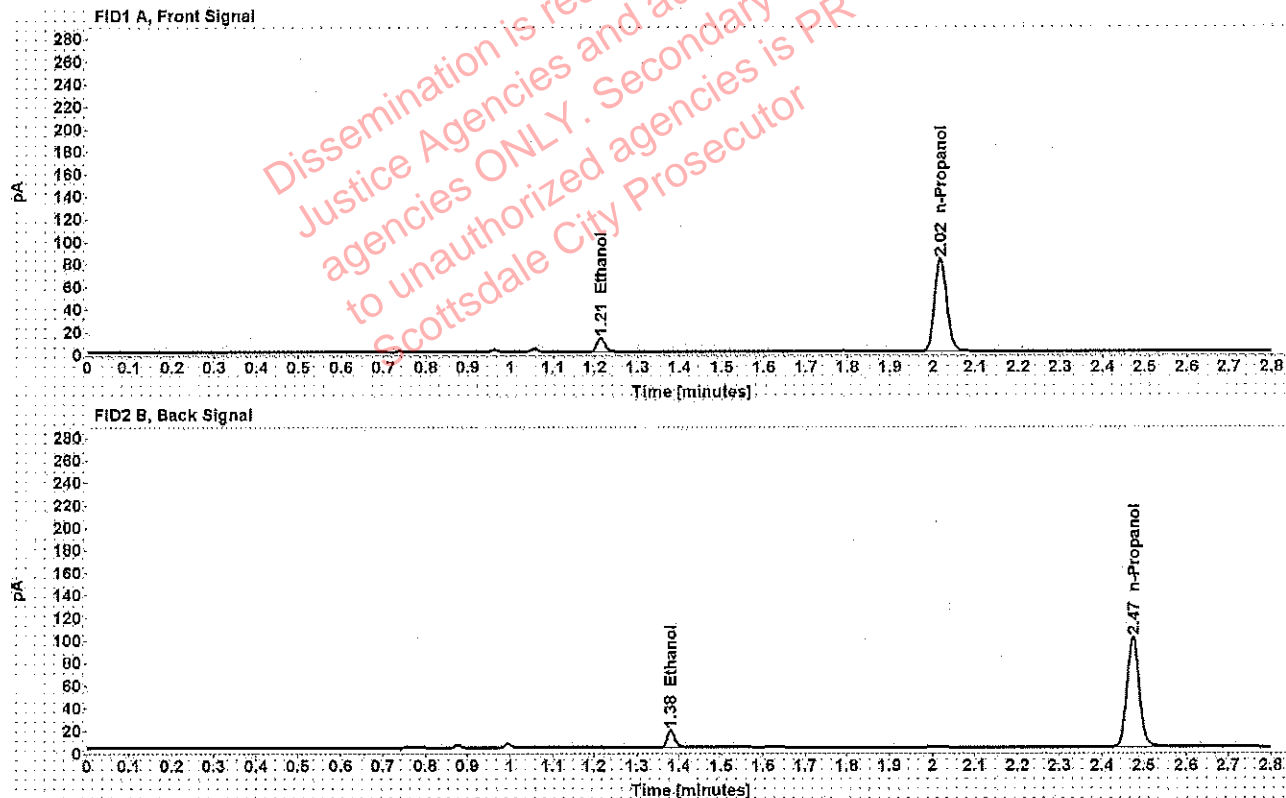


Table 1: FID 1 A (column DB-ALC1)

Compound	Amount (g/100mL)	Time (min)	Peak Area
>Ethanol	0.0250	1.214	15.686
n-Propanol	-----	2.018	163.994

Table 2: FID 2 B (column DB-ALC2)

Compound	Time (min)	Peak Area
Ethanol	1.380	19.795
n-Propanol	2.473	199.120

Adrian, William - (30-May-2019)

Case [REDACTED] User: wadrian 5/30/2019

Scottsdale Police Department Crime Lab Volatiles Analysis

Sample:	[REDACTED]	Vial:	29
Description:	[REDACTED]	LIMS ID:	[REDACTED]
Method:	ethanol quant.M	Sequence:	29May19 1
Instrument:	US14173023 CN14160045	Injection date:	5/29/2019 7:04:51 PM
Data file:	C:\Chem32\1\Data\29May19 1\29.D	Analyst:	Adrian

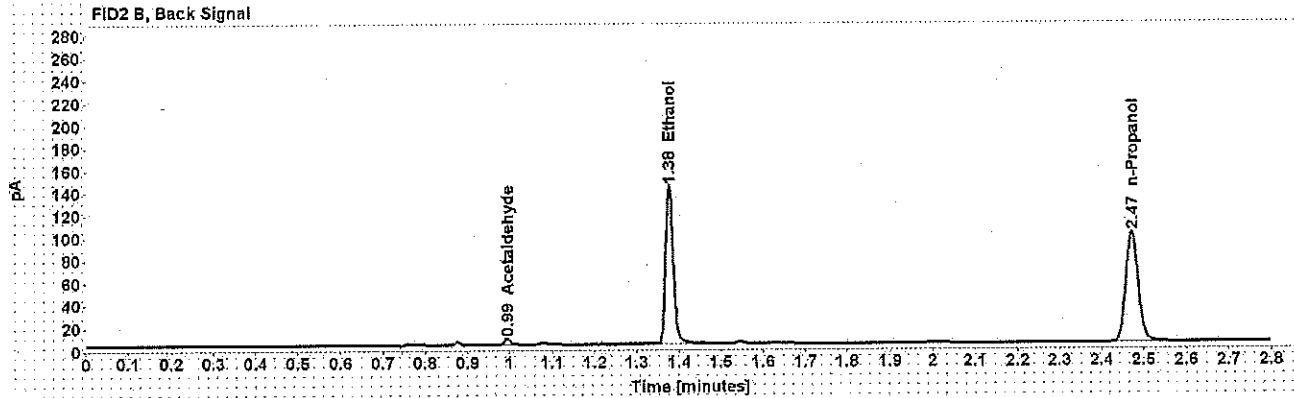
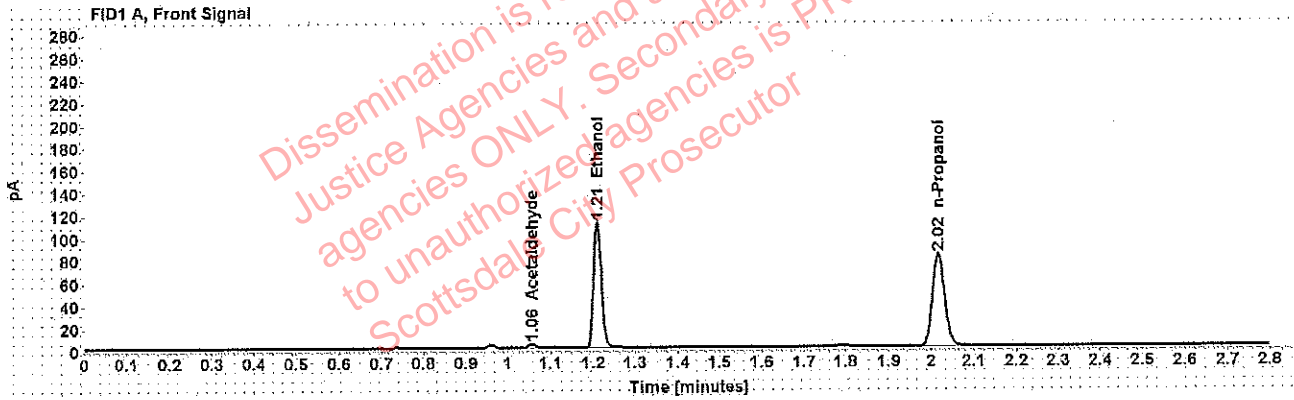


Table 1: FID 1 A (column DB-ALC1)

Compound	Amount (g/100mL)	Time (min)	Peak Area
Acetaldehyde	-----	1.056	3.914
>Ethanol	0.2202	1.210	142.797
n-Propanol	-----	2.017	163.343

Table 2: FID 2 B (column DB-ALC2)

Compound	Time (min)	Peak Area
Acetaldehyde	0.995	5.174
Ethanol	1.377	178.089
n-Propanol	2.472	198.431

Adrian, William - (30-May-2019)

Case User: wadrian 5/30/2019

Scottsdale Police Department Crime Lab Volatiles Analysis

Sample:		Vial:	30
Description:		LIMS ID:	
Method:	ethanol quant.M	Sequence:	29May19 1
Instrument:	US14173023 CN14160045	Injection date:	5/29/2019 7:08:51 PM
Data file:	C:\Chem32\1\Data\29May19 1\30.D	Analyst:	Adrian

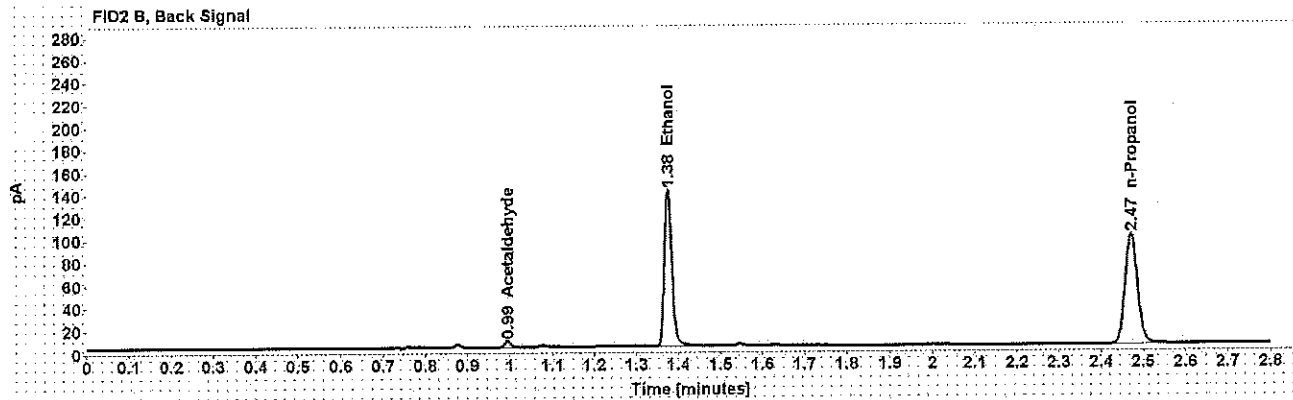
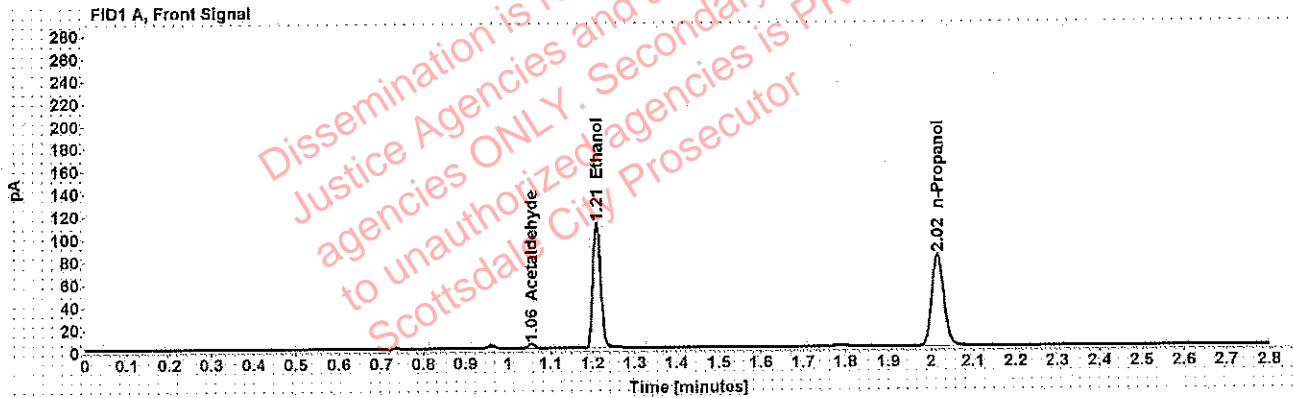


Table 1: FID 1 A (column DB-ALC1)

Compound	Amount (g/100mL)	Time (min)	Peak Area
Acetaldehyde	-----	1.056	4.003
>Ethanol	0.2190	1.210	141.283
n-Propanol	-----	2.016	162.452

Table 2: FID 2 B (column DB-ALC2)

Compound	Time (min)	Peak Area
Acetaldehyde	0.994	5.255
Ethanol	1.376	176.183
n-Propanol	2.471	197.367

Adrian, William - (30-May-2019)

Case: [REDACTED] User: wadrian 5/30/2019

Scottsdale Police Department Crime Lab Volatiles Analysis

Sample:	[REDACTED]	Vial:	32
Description:	[REDACTED]	LIMS ID:	[REDACTED]
Method:	ethanol quant.M	Sequence:	29May19 1
Instrument:	US14173023 CN14160045	Injection date:	5/29/2019 7:17:05 PM
Data file:	C:\Chem32\1\Data\29May19 1\32.D	Analyst:	Adrian

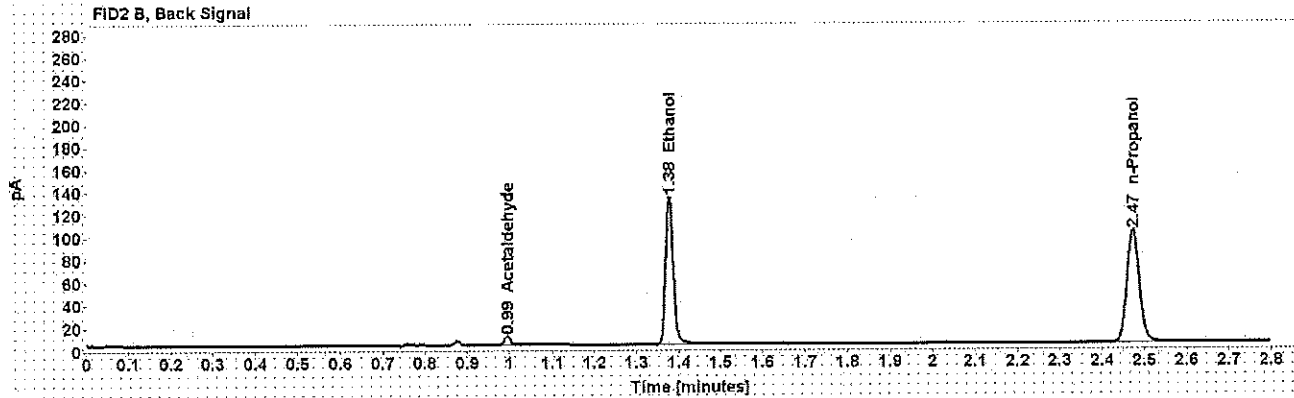
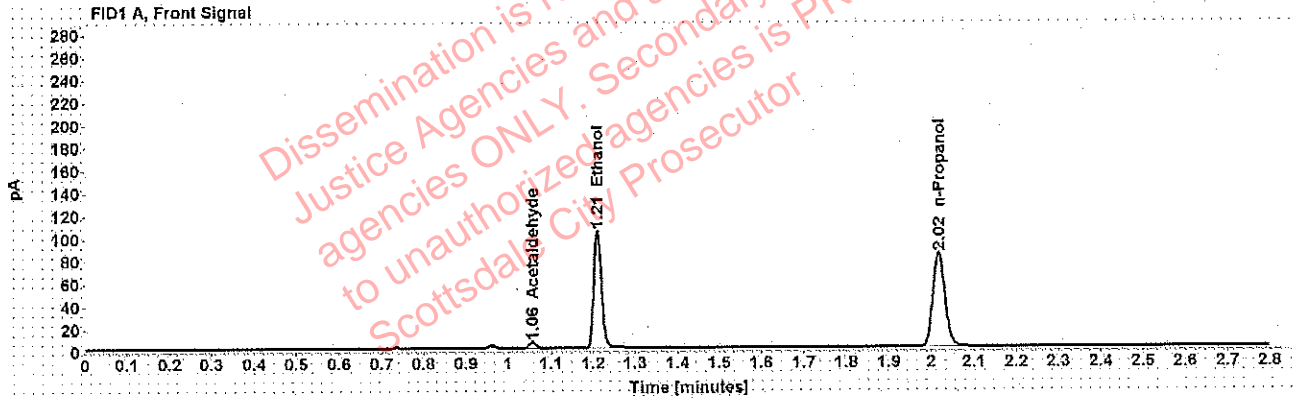


Table 1: FID 1 A (column DB-ALC1)

Compound	Amount (g/100mL)	Time (min)	Peak Area
Acetaldehyde	-----	1.056	5.495
>Ethanol	0.2025	1.211	133.452
n-Propanol	-----	2.017	166.005

Table 2: FID 2 B (column DB-ALC2)

Compound	Time (min)	Peak Area
Acetaldehyde	0.995	7.174
Ethanol	1.377	166.195
n-Propanol	2.473	202.328

Adrian, William - (30-May-2019)

Case: User: wadrian 5/30/2019

Scottsdale Police Department Crime Lab Volatiles Analysis

Sample:		Vial:	33
Description:		LIMS ID:	
Method:	ethanol quant.M	Sequence:	29May19 1
Instrument:	US14173023 CN14160045	Injection date:	5/29/2019 7:21:08 PM
Data file:	C:\Chem32\1\Data\29May19 1\33.D	Analyst:	Adrian

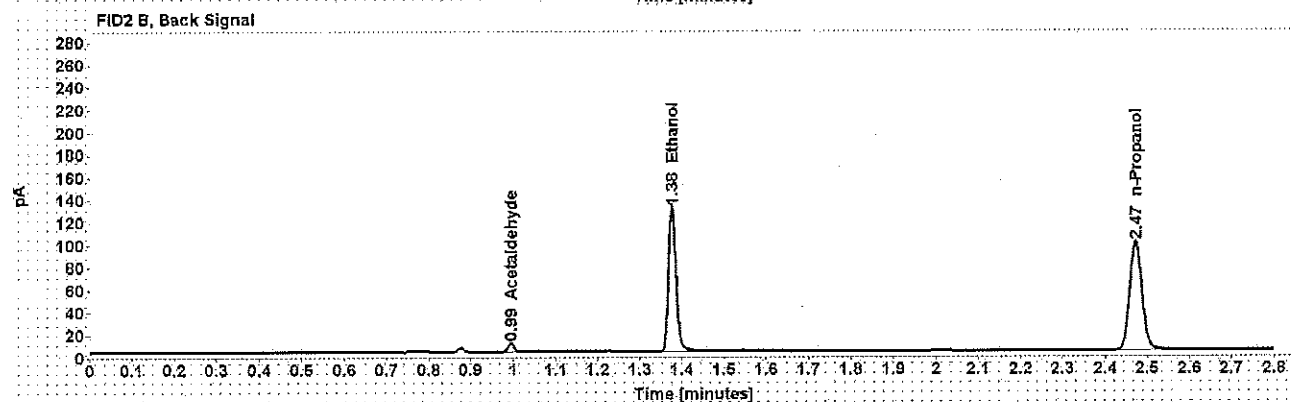
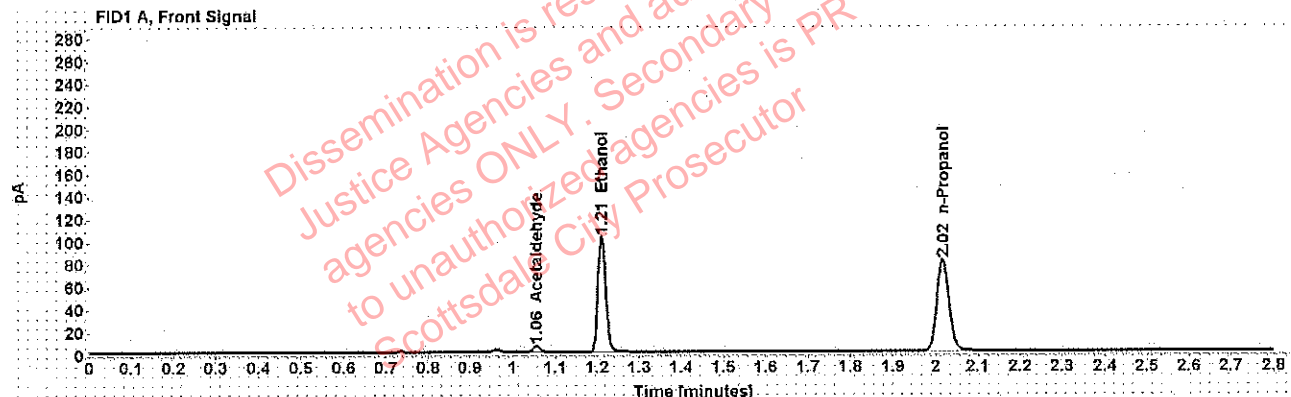


Table 1: FID 1 A (column DB-ALC1)

Compound	Amount (g/100mL)	Time (min)	Peak Area
Acetaldehyde	-----	1.056	5.377
>Ethanol	0.2032	1.210	130.885
n-Propanol	-----	2.017	162.290

Table 2: FID 2 B (column DB-ALC2)

Compound	Time (min)	Peak Area
Acetaldehyde	0.995	7.064
Ethanol	1.377	163.000
n-Propanol	2.472	197.570

Case: [REDACTED]: Adrian, William - (30-May-2019)

User: wadrian 5/30/2019

Scottsdale Police Department Crime Lab Volatiles Analysis

Sample:	[REDACTED]	Vial:	34
Description:	[REDACTED]	LIMS ID:	[REDACTED]
Method:	ethanol quant.M	Sequence:	29May19 1
Instrument:	US14173023 CN14160045	Injection date:	5/29/2019 7:25:06 PM
Data file:	C:\Chem32\1\Data\29May19 1\34.D	Analyst:	Adrian

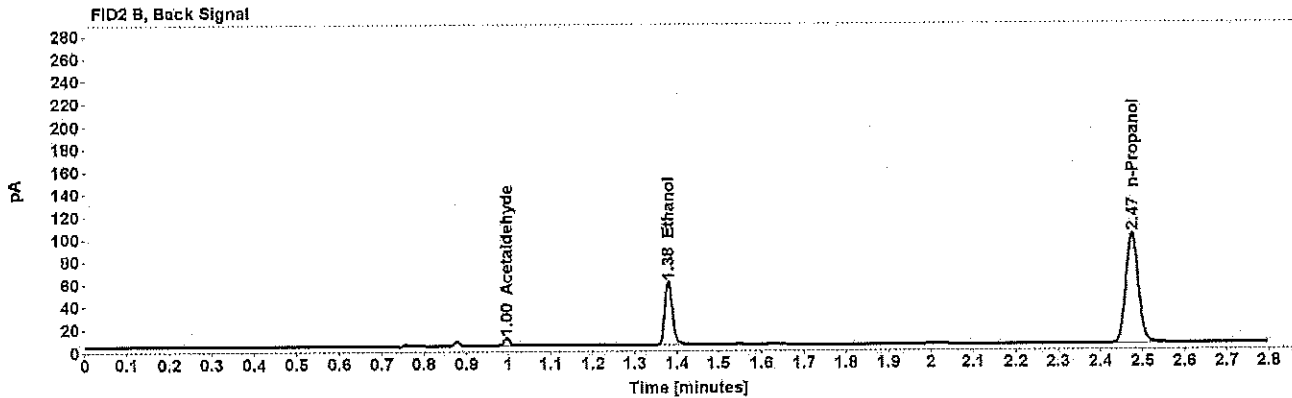
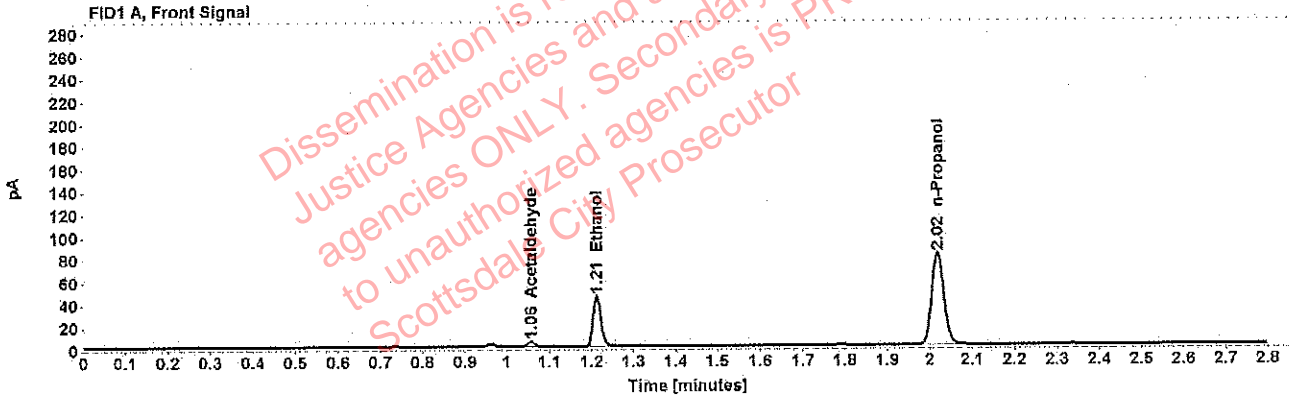


Table 1: FID 1 A (column DB-ALC1)

Compound	Amount (g/100mL)	Time (min)	Peak Area
Acetaldehyde	-----	1.057	4.757
>Ethanol	0.0901	1.212	58.113
n-Propanol	-----	2.018	163.639

Table 2: FID 2 B (column DB-ALC2)

Compound	Time (min)	Peak Area
Acetaldehyde	0.996	6.164
Ethanol	1.380	70.920
n-Propanol	2.474	199.405

Scottsdale Police Department Crime Lab Volatiles Analysis

Sample:	[REDACTED]	Vial:	35
Description:	[REDACTED]	LIMS ID:	[REDACTED]
Method:	ethanol quant.M	Sequence:	29May19 1
Instrument:	US14173023 CN14160045	Injection date:	5/29/2019 7:29:06 PM
Data file:	C:\Chem3211\Data\29May19 1\35.D	Analyst:	Adrian

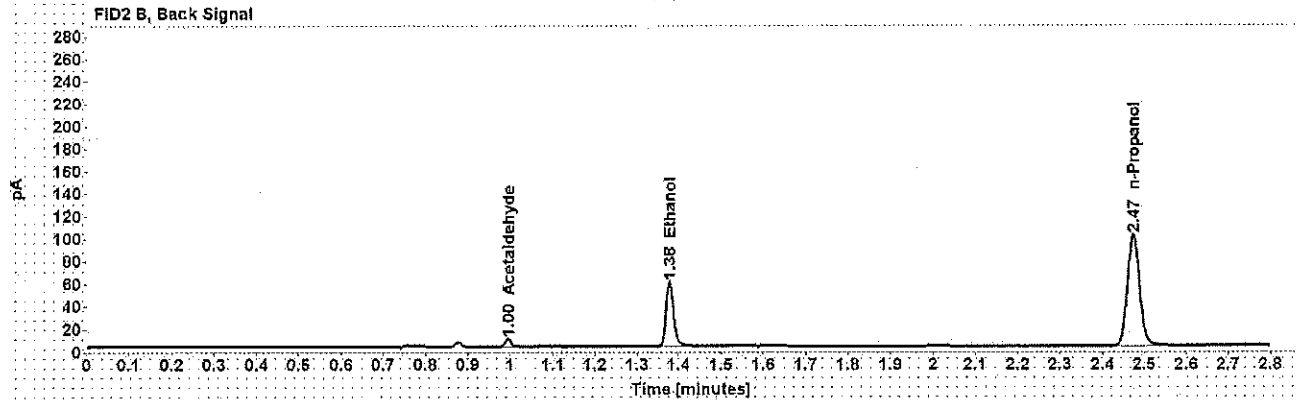
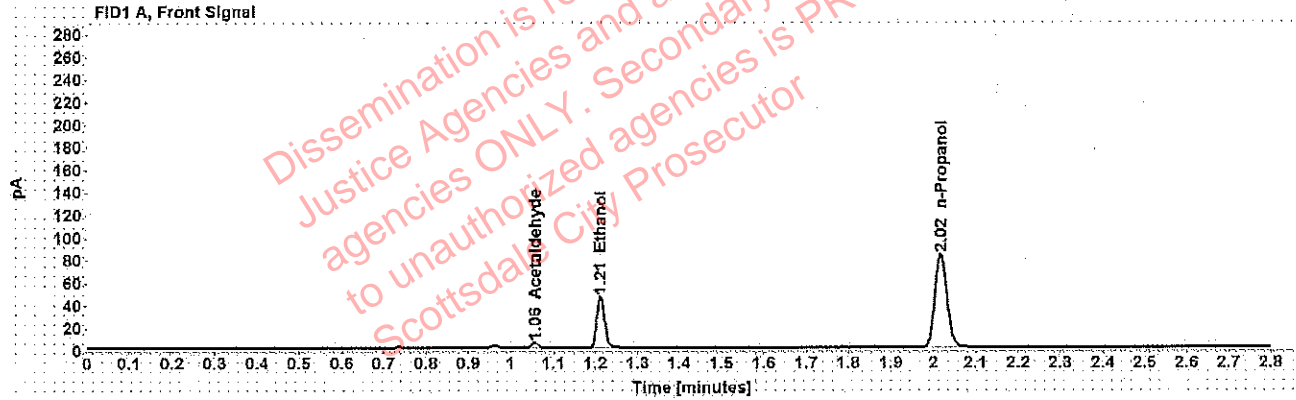


Table 1: FID 1 A (column DB-ALC1)

Compound	Amount (g/100mL)	Time (min)	Peak Area
Acetaldehyde	-----	1.056	4.782
>Ethanol	0.0897	1.212	58.333
n-Propanol	-----	2.018	164.946

Table 2: FID 2 B (column DB-ALC2)

Compound	Time (min)	Peak Area
Acetaldehyde	0.995	6.239
Ethanol	1.378	71.350
n-Propanol	2.473	200.913

Adrian, William - (30-May-2019)

Case: [REDACTED] User: wadrian 5/30/2019

Scottsdale Police Department Crime Lab Volatiles Analysis

Sample:	[REDACTED]	Vial:	36
Description:	[REDACTED]	LIMS ID:	[REDACTED]
Method:	ethanol quant.M	Sequence:	29May19 1
Instrument:	US14173023 CN14160045	Injection date:	5/29/2019 7:33:06 PM
Data file:	C:\Chem32\1\Data\29May19 1\36.D	Analyst:	Adrian

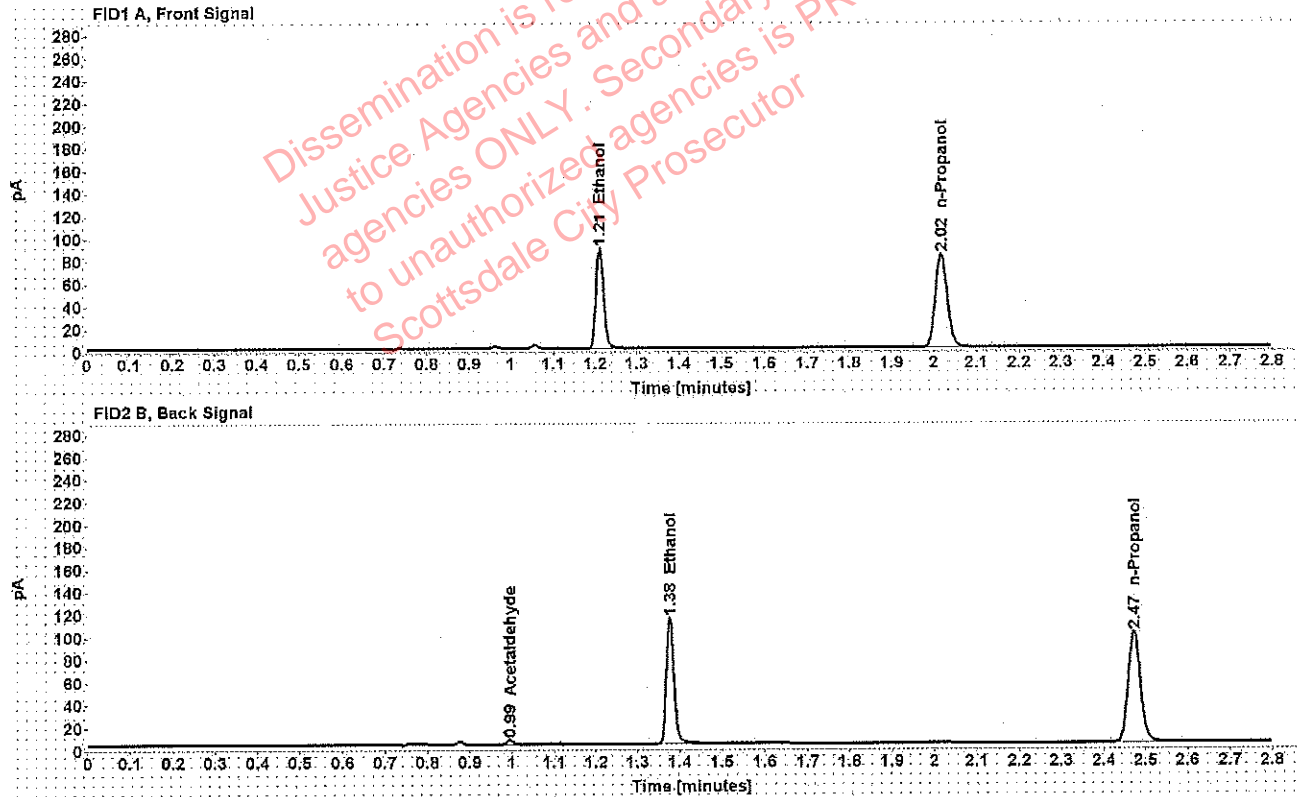


Table 1: FID 1 A (column DB-ALC1)

Compound	Amount (g/100mL)	Time (min)	Peak Area
>Ethanol	0.1753	1.211	114.358
n-Propanol	-----	2.017	164.445

Table 2: FID 2 B (column DB-ALC2)

Compound	Time (min)	Peak Area
Acetaldehyde	0.995	3.992
Ethanol	1.377	140.939
n-Propanol	2.473	200.457

Adrian, William - (30-May-2019)

Case: [REDACTED] User: wadrian 5/30/2019

Scottsdale Police Department Crime Lab Volatiles Analysis

Sample:	[REDACTED]	Vial:	37
Description:	[REDACTED]	LIMS ID:	[REDACTED]
Method:	ethanol quant.M	Sequence:	29May19 1
Instrument:	US14173023 CN14160045	Injection date:	5/29/2019 7:37:21 PM
Data file:	C:\Chem32\1\Data\29May19 1\37.D	Analyst:	Adrian

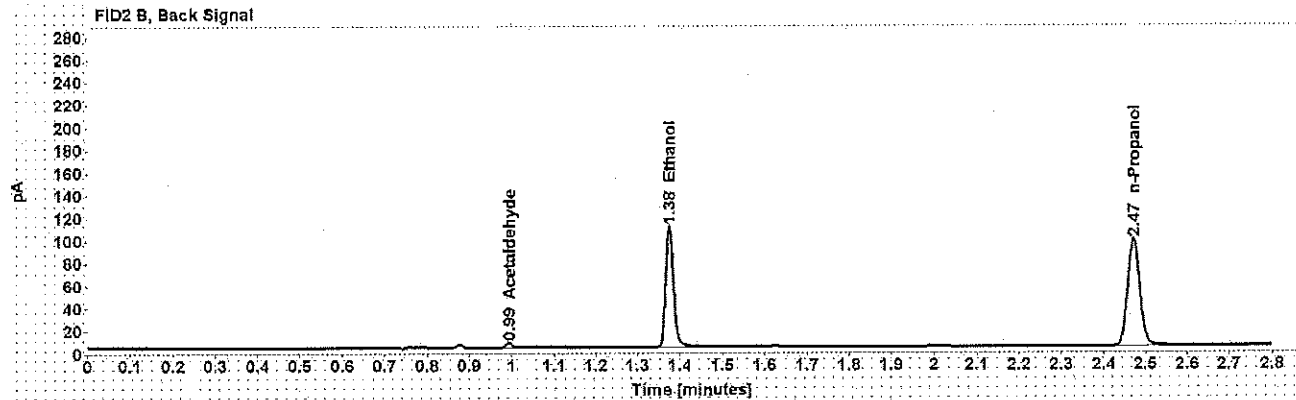
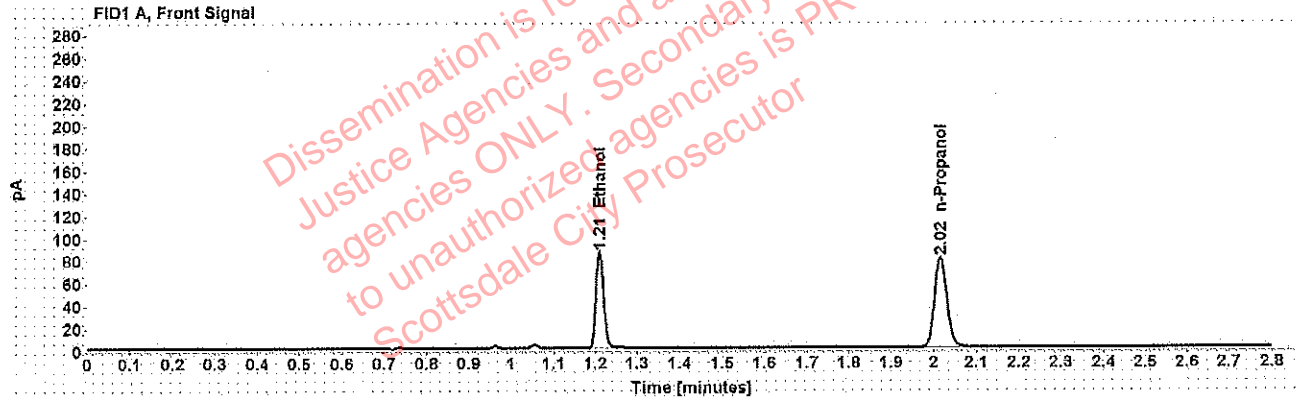


Table 1: FID 1 A (column DB-ALC1)

Compound	Amount (g/100mL)	Time (min)	Peak Area
>Ethanol	0.1741	1.210	110.009
n-Propanol	-----	2.016	159.355

Table 2: FID 2 B (column DB-ALC2)

Compound	Time (min)	Peak Area
Acetaldehyde	0.994	4.116
Ethanol	1.376	136.780
n-Propanol	2.471	194.232

Scottsdale Police Department Crime Lab Volatiles Analysis

Sample:	[REDACTED]	Vial:	38
Description:	[REDACTED]	LIMS ID:	[REDACTED]
Method:	ethanol quant.M	Sequence:	29May19 1
Instrument:	US14173023 CN14160045	Injection date:	5/29/2019 7:41:21 PM
Data file:	C:\Chem32\1\Data\29May19 1\38.D	Analyst:	Adrian

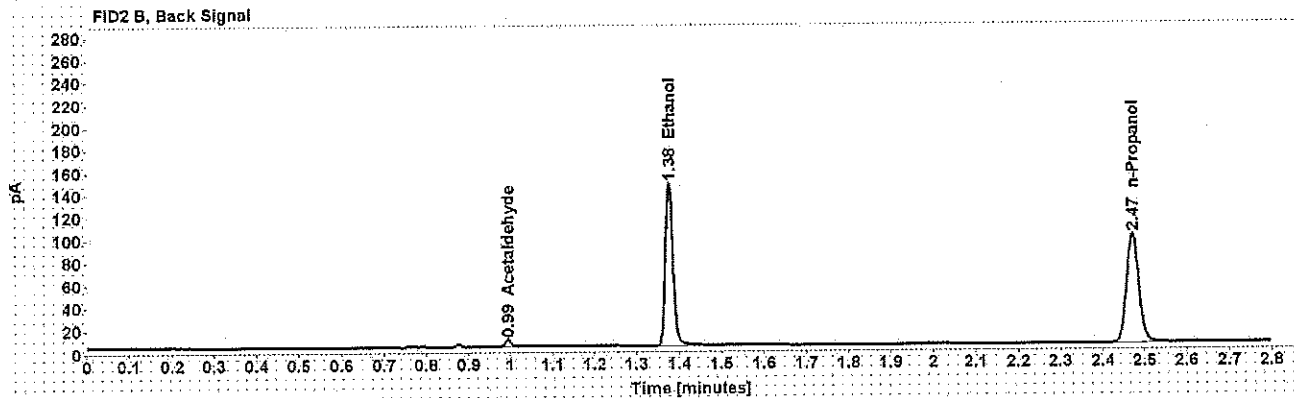
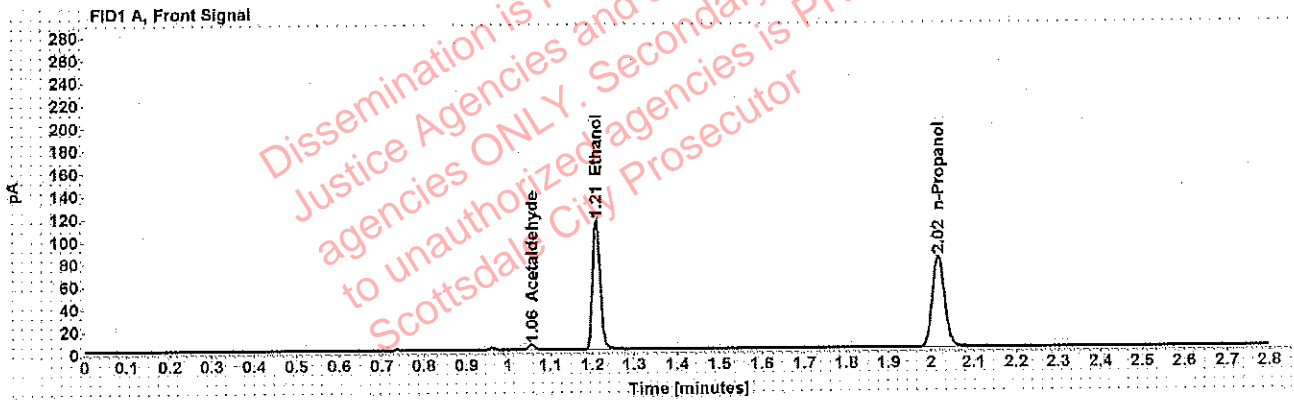


Table 1: FID 1 A (column DB-ALC1)

Compound	Amount (g/100mL)	Time (min)	Peak Area
Acetaldehyde	-----	1.056	4.584
>Ethanol	0.2284	1.210	146.883
n-Propanol	-----	2.016	161.933

Table 2: FID 2 B (column DB-ALC2)

Compound	Time (min)	Peak Area
Acetaldehyde	0.994	5.992
Ethanol	1.376	181.344
n-Propanol	2.471	197.320

Adrian, William - (30-May-2019)

Case: User: wadrian 5/30/2019

Scottsdale Police Department Crime Lab Volatiles Analysis

Sample:		Vial:	39
Description:		LIMS ID:	
Method:	ethanol quant.M	Sequence:	29May19 1
Instrument:	US14173023 CN14160045	Injection date:	5/29/2019 7:45:21 PM
Data file:	C:\Chem32\1\Data\29May19 1\39.D	Analyst:	Adrian

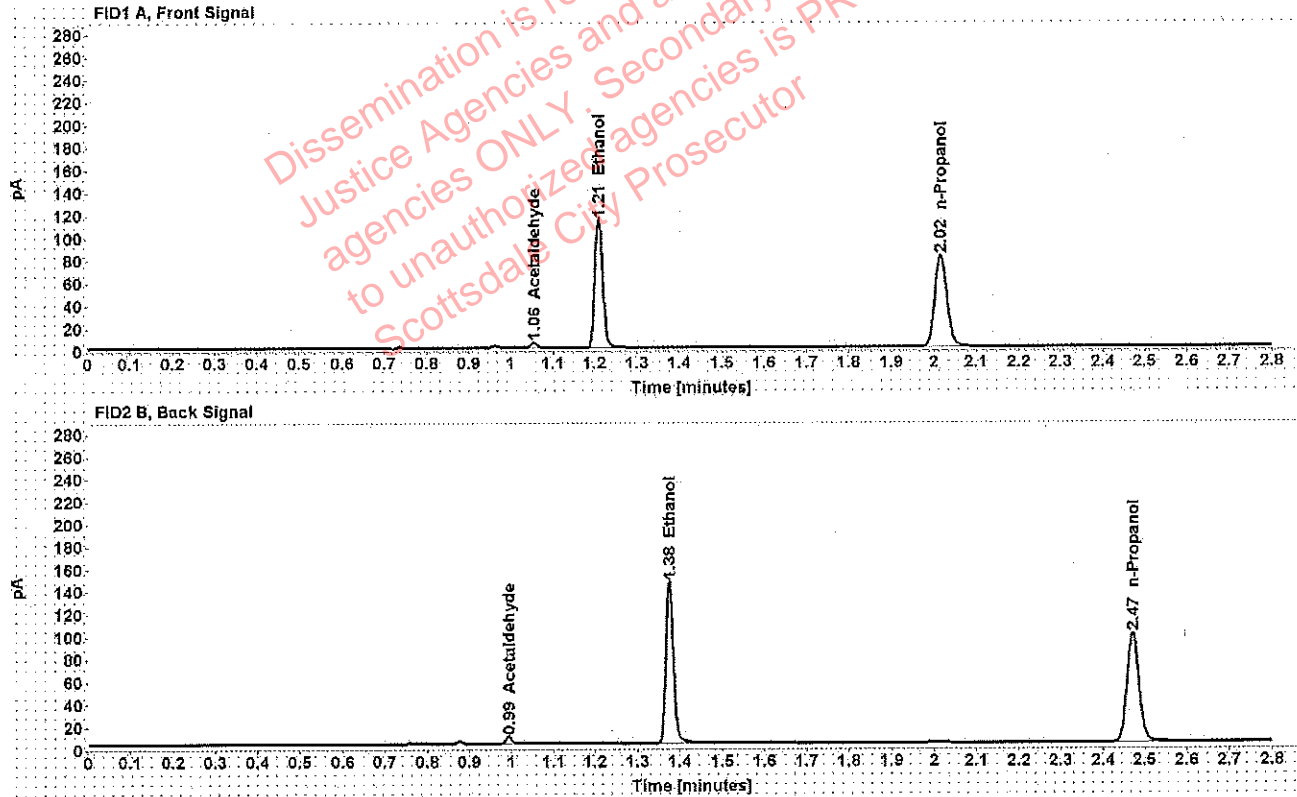


Table 1: FID 1 A (column DB-ALC1)

Compound	Amount (g/100mL)	Time (min)	Peak Area
Acetaldehyde	-----	1.056	4.618
>Ethanol	0.2273	1.210	146.045
n-Propanol	-----	2.016	161.775

Table 2: FID 2 B (column DB-ALC2)

Compound	Time (min)	Peak Area
Acetaldehyde	0.994	6.058
Ethanol	1.376	180.316
n-Propanol	2.471	197.344

Adrian, William - (30-May-2019)

Case: User: wadrian 5/30/2019

Scottsdale Police Department Crime Lab Volatiles Analysis

Sample:		Vial:	41
Description:		LIMS ID:	
Method:	ethanol quant.M	Sequence:	29May19 1
Instrument:	US14173023 CN14160045	Injection date:	5/29/2019 7:53:21 PM
Data file:	C:\Chem3211\Data\29May19 1\41.D	Analyst:	Adrian

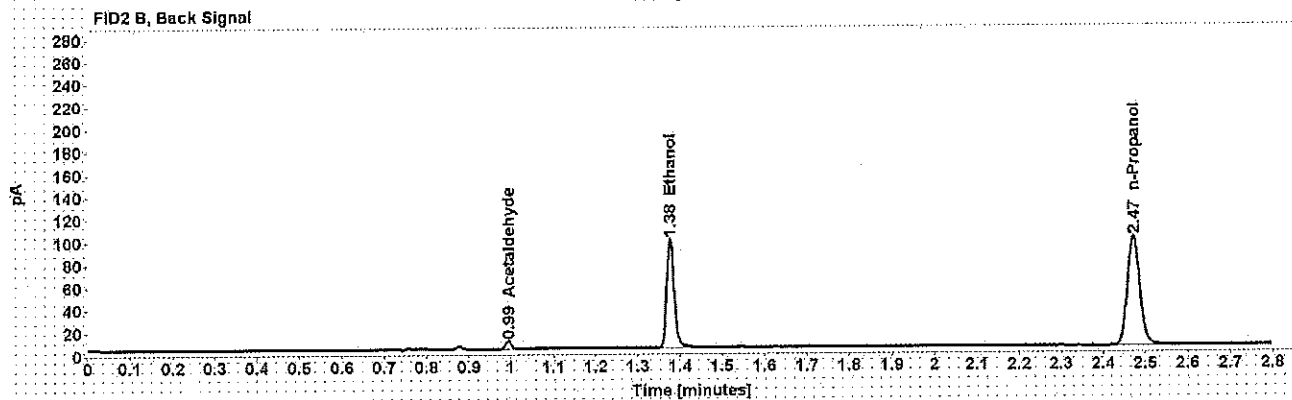
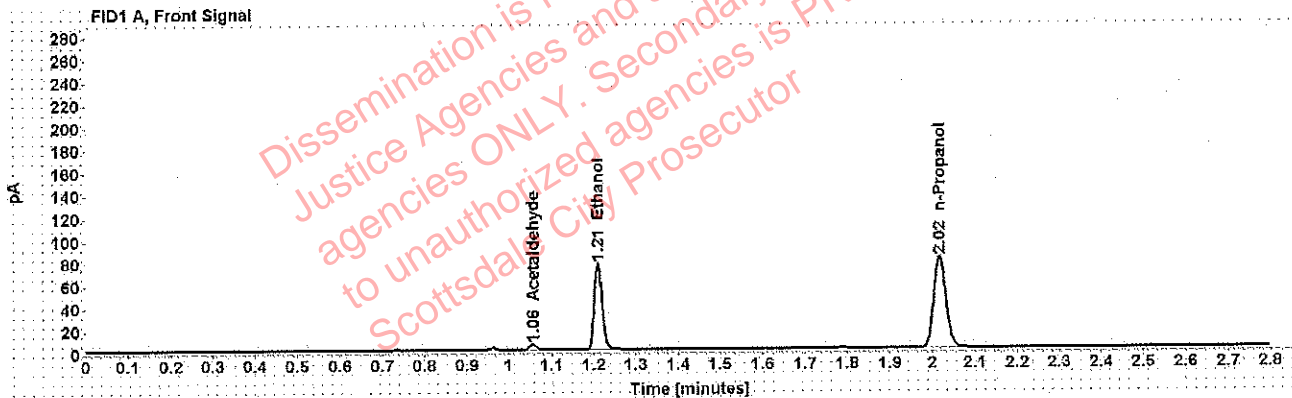


Table 1: FID 1 A (column DB-ALC1)

Compound	Amount (g/100mL)	Time (min)	Peak Area
Acetaldehyde	-----	1.056	5.170
>Ethanol	0.1528	1.210	97.998
n-Propanol	-----	2.017	161.867

Table 2: FID 2 B (column DB-ALC2)

Compound	Time (min)	Peak Area
Acetaldehyde	0.994	6.774
Ethanol	1.377	120.641
n-Propanol	2.472	197.646

Scottsdale Police Department Crime Lab Volatiles Analysis

Sample:	[REDACTED]	Vial:	40
Description:	[REDACTED]	LIMS ID:	[REDACTED]
Method:	ethanol quant.M	Sequence:	29May19 1
Instrument:	US14173023 CN14160045	Injection date:	5/29/2019 7:49:21 PM
Data file:	C:\Chem32\1\Data\29May19 1\40.D	Analyst:	Adrian

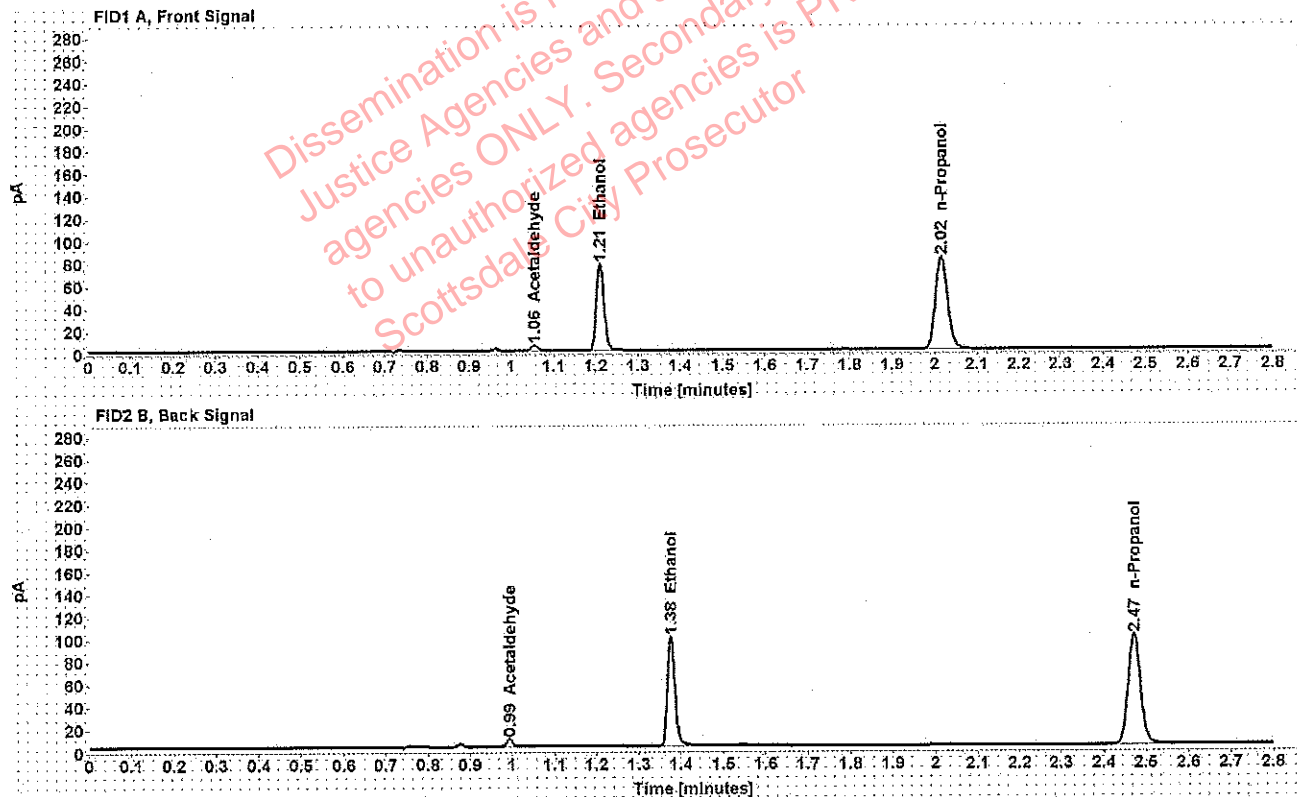


Table 1: FID 1 A (column DB-ALC1)

Compound	Amount (g/100mL)	Time (min)	Peak Area
Acetaldehyde	-----	1.055	5.042
>Ethanol	0.1523	1.210	98.736
n-Propanol	-----	2.016	163.565

Table 2: FID 2 B (column DB-ALC2)

Compound	Time (min)	Peak Area
Acetaldehyde	0.994	6.592
Ethanol	1.376	121.371
n-Propanol	2.471	199.277

Adrian, William - (30-May-2019)

Case: User: wadrian 5/30/2019

Scottsdale Police Department Crime Lab Volatiles Analysis

Sample:		Vial:	43
Description:		LIMS ID:	
Method:	ethanol quant.M	Sequence:	29May19 1
Instrument:	US14173023 CN14160045	Injection date:	5/29/2019 8:01:35 PM
Data file:	C:\Chem32\1\Data\29May19 1\43.D	Analyst:	Adrian

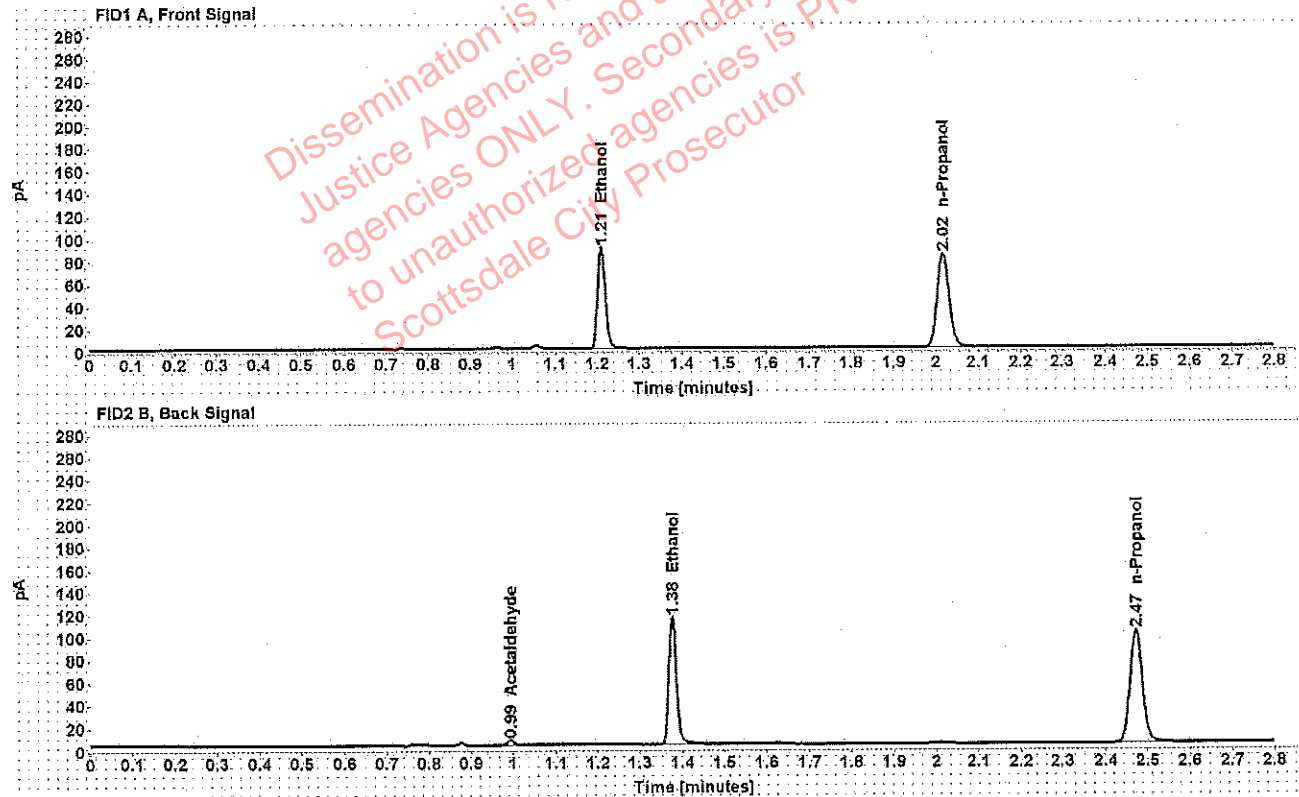


Table 1: FID 1 A (column DB-ALC1)

Compound	Amount (g/100mL)	Time (min)	Peak Area
>Ethanol	0.1746	1.210	114.809
n-Propanol	-----	2.016	165.818

Table 2: FID 2 B (column DB-ALC2)

Compound	Time (min)	Peak Area
Acetaldehyde	0.994	4.193
Ethanol	1.376	143.272
n-Propanol	2.471	202.115

Adrian, William - (30-May-2019)

Case: [REDACTED] User: wadrian 5/30/2019

Scottsdale Police Department Crime Lab Volatiles Analysis

Sample:	[REDACTED]	Vial:	44
Description:	[REDACTED]	LIMS ID:	[REDACTED]
Method:	ethanol quant.M	Sequence:	29May19 1
Instrument:	US14173023 CN14160045	Injection date:	5/29/2019 8:05:36 PM
Data file:	C:\Chem32\1\Data\29May19 1\44.D	Analyst:	Adrian

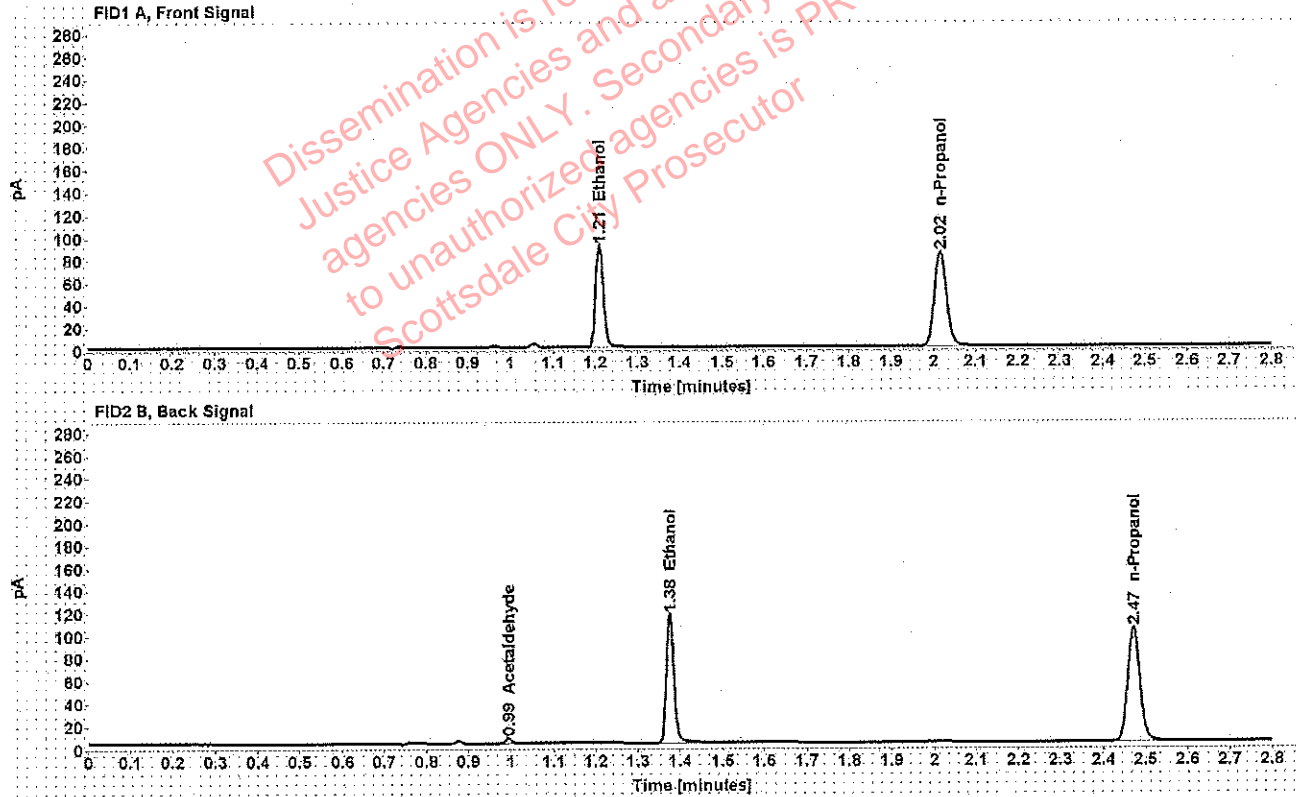


Table 1: FID 1 A (column DB-ALC1)

Compound	Amount (g/100mL)	Time (min)	Peak Area
>Ethanol	0.1742	1.210	115.999
n-Propanol	-----	2.016	167.941

Table 2: FID 2 B (column DB-ALC2)

Compound	Time (min)	Peak Area
Acetaldehyde	0.994	4.292
Ethanol	1.376	144.788
n-Propanol	2.471	205.037

Adrian, William - (30-May-2019)

Case [redacted] User: wadrian 5/30/2019

Scottsdale Police Department Crime Lab Volatiles Analysis

Sample:	[redacted]	Vial:	45
Description:	[redacted]	LIMS ID:	[redacted]
Method:	ethanol quant.M	Sequence:	29May19 1
Instrument:	US14173023 CN14160045	Injection date:	5/29/2019 8:09:36 PM
Data file:	C:\Chem32\1\Data\29May19 1\45.D	Analyst:	Adrian

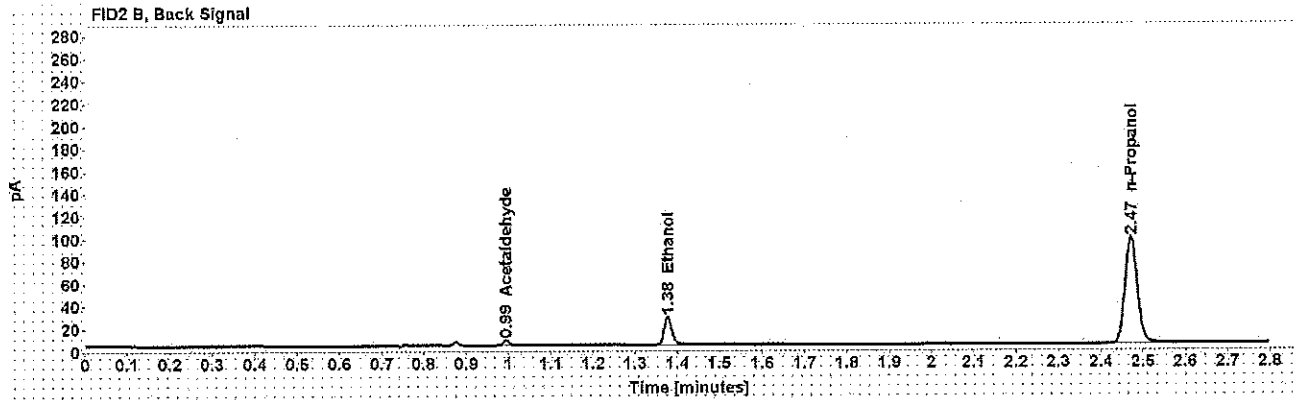
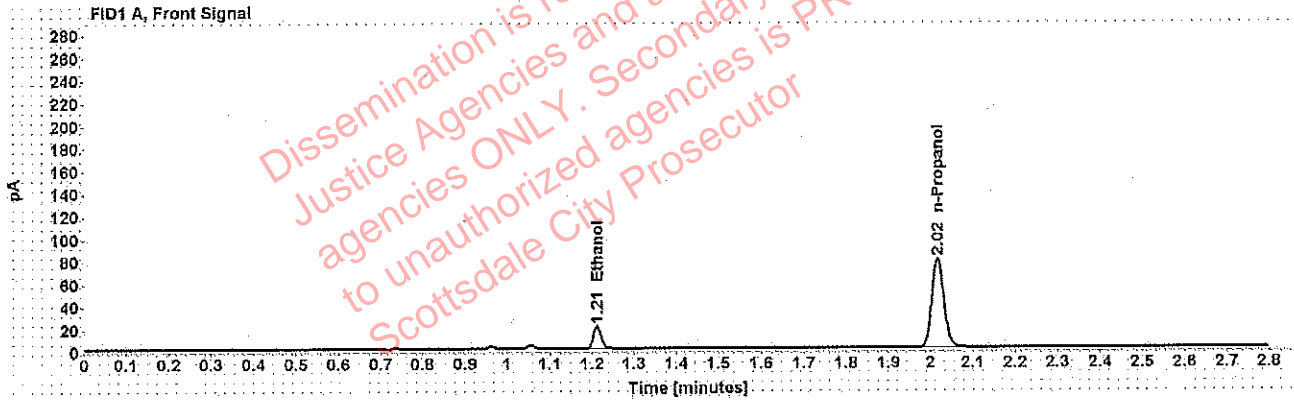


Table 1: FID 1 A (column DB-ALC1)

Compound	Amount (g/100mL)	Time (min)	Peak Area
>Ethanol	0.0418	1.212	25.797
n-Propanol	-----	2.017	158.713

Table 2: FID 2 B (column DB-ALC2)

Compound	Time (min)	Peak Area
Acetaldehyde	0.994	4.436
Ethanol	1.377	32.322
n-Propanol	2.471	193.520

Adrian, William - (30-May-2019)

Case: [REDACTED] User: wadrian 5/30/2019

Scottsdale Police Department Crime Lab Volatiles Analysis

Sample:	[REDACTED]	Vial:	46
Description:	[REDACTED]	LIMS ID:	[REDACTED]
Method:	ethanol quant.M	Sequence:	29May19 1
Instrument:	US14173023 CN14160045	Injection date:	5/29/2019 8:13:38 PM
Data file:	C:\Chem32\1\Data\29May19 146.D	Analyst:	Adrian

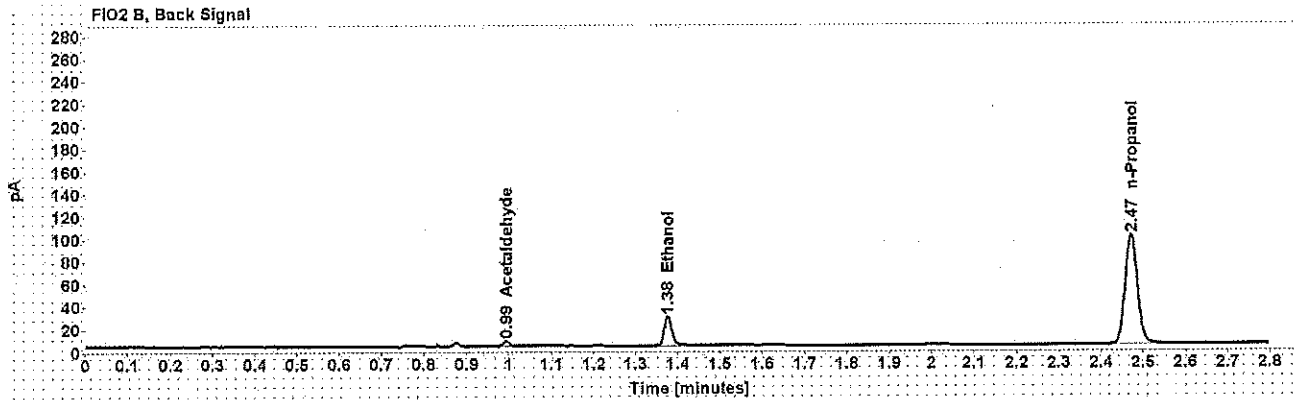
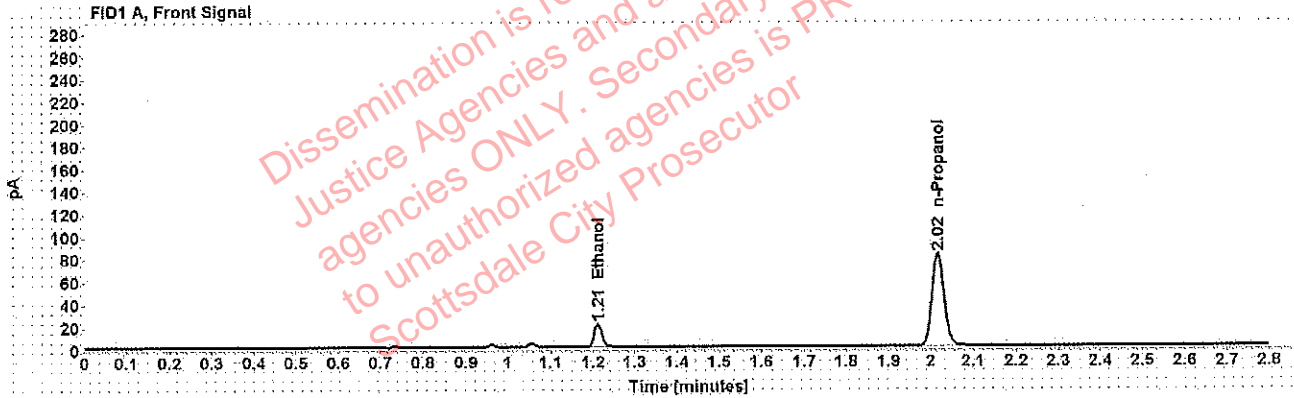


Table 1: FID 1 A (column DB-ALC1)

Compound	Amount (g/100mL)	Time (min)	Peak Area
>Ethanol	0.0415	1.211	26.376
n-Propanol	-----	2.016	163.320

Table 2: FID 2 B (column DB-ALC2)

Compound	Time (min)	Peak Area
Acetaldehyde	0.994	4.455
Ethanol	1.377	33.188
n-Propanol	2.471	199.215

Scottsdale Police Department Crime Lab Volatiles Analysis

Sample:	[REDACTED]	Vial:	47
Description:	[REDACTED]	LIMS ID:	[REDACTED]
Method:	ethanol quant.M	Sequence:	29May19 1
Instrument:	US14173023 CN14160045	Injection date:	5/29/2019 8:17:38 PM
Data file:	C:\Chem32\1\Data\29May19 1\47.D	Analyst:	Adrian

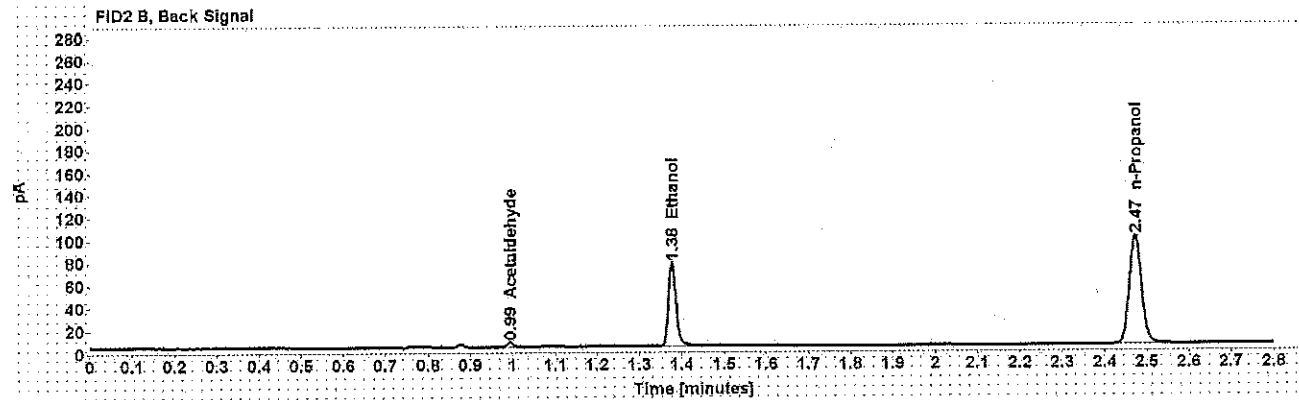
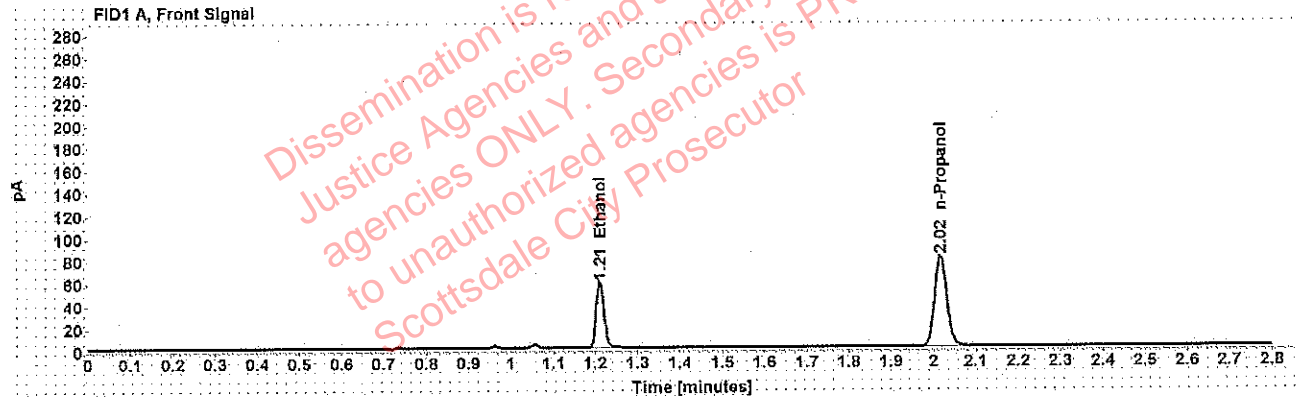


Table 1: FID 1 A (column DB-ALC1)

Compound	Amount (g/100mL)	Time (min)	Peak Area
>Ethanol	0.1163	1.211	75.118
n-Propanol	-----	2.017	160.563

Table 2: FID 2 B (column DB-ALC2)

Compound	Time (min)	Peak Area
Acetaldehyde	0.994	4.207
Ethanol	1.377	92.320
n-Propanol	2.472	196.049

Adrian, William - (30-May-2019)

Case: [REDACTED] User: wadrian 5/30/2019

Scottsdale Police Department Crime Lab Volatiles Analysis

Sample:	[REDACTED]	Vial:	48
Description:	[REDACTED]	LIMS ID:	[REDACTED]
Method:	ethanol quant.M	Sequence:	29May19 1
Instrument:	US14173023 CN14160045	Injection date:	5/29/2019 8:21:36 PM
Data file:	C:\Chem32\1\Data\29May19 1\48.D	Analyst:	Adrian

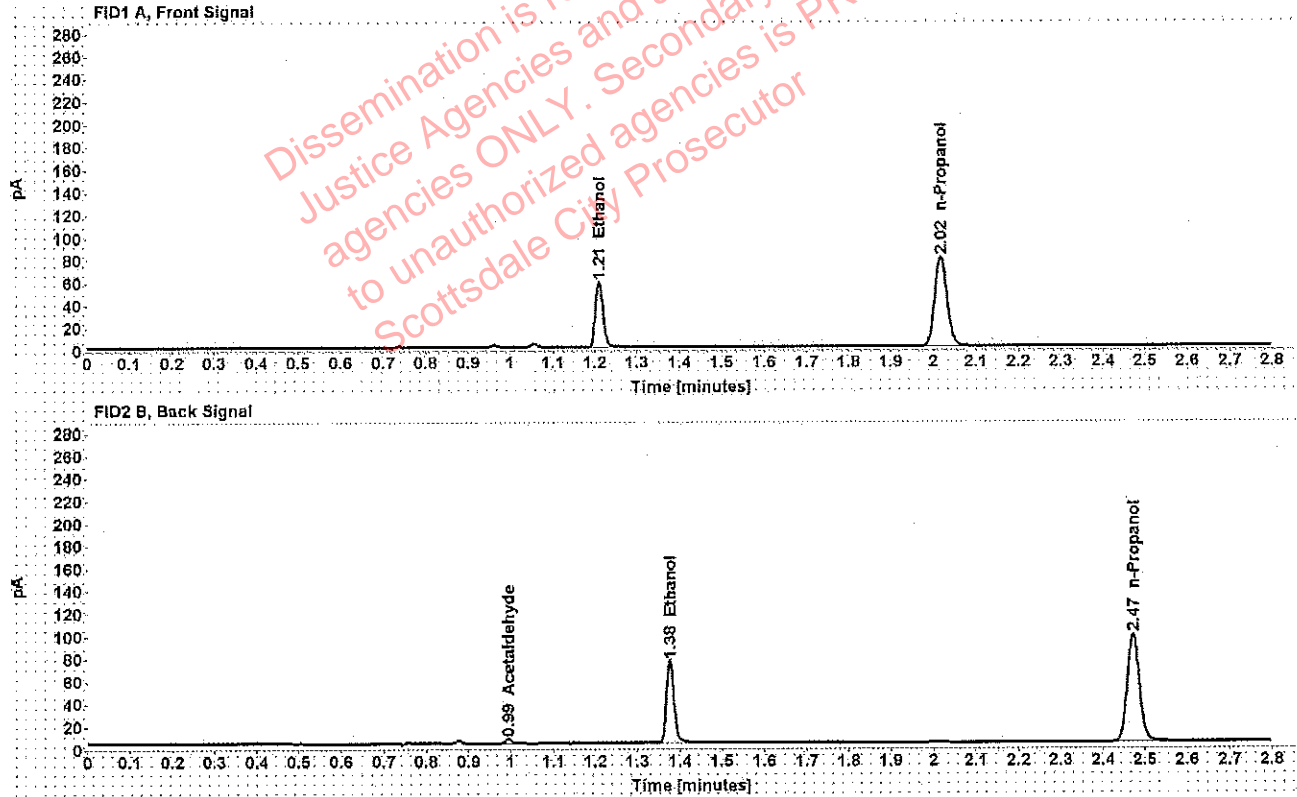


Table 1: FID 1 A (column DB-ALC1)

Compound	Amount (g/100mL)	Time (min)	Peak Area
>Ethanol	0.1181	1.210	74.641
n-Propanol	-----	2.017	159.841

Table 2: FID 2 B (column DB-ALC2)

Compound	Time (min)	Peak Area
Acetaldehyde	0.994	4.136
Ethanol	1.376	91.871
n-Propanol	2.471	195.170

Adrian, William - (30-May-2019)

Case: [REDACTED] User: wadrian 5/30/2019

Scottsdale Police Department Crime Lab Volatiles Analysis

Sample:	[REDACTED]	Vial:	49
Description:	[REDACTED]	LIMS ID:	[REDACTED]
Method:	ethanol quant.M	Sequence:	29May19 1
Instrument:	US14173023 CN14160045	Injection date:	5/29/2019 8:25:52 PM
Data file:	C:\Chem32\1\Data\29May19 1\49.D	Analyst:	Adrian

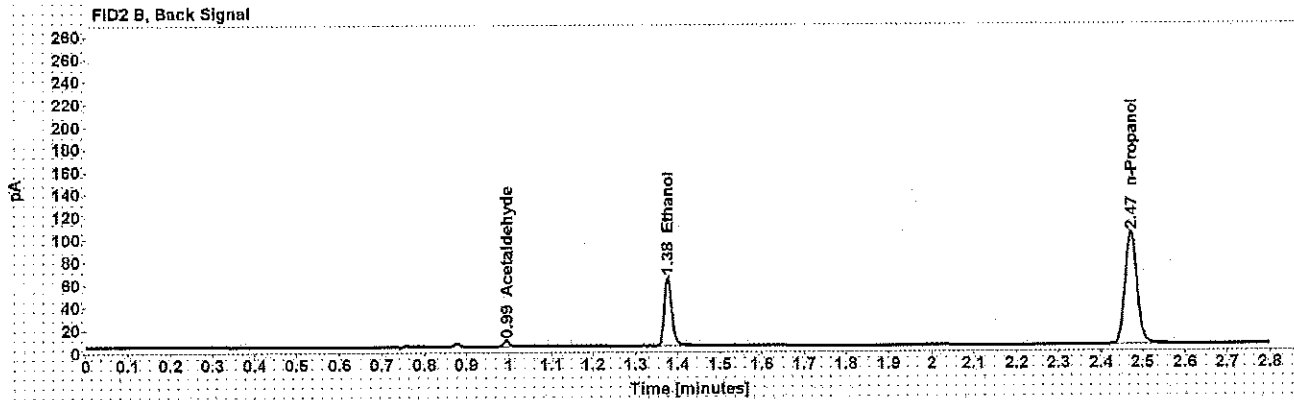
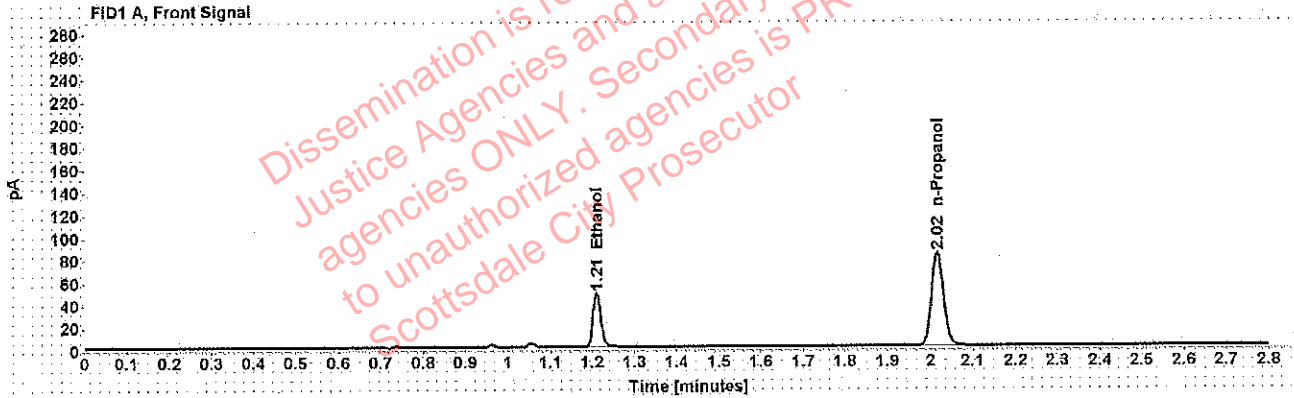


Table 1: FID 1 A (column DB-ALC1)

Compound	Amount (g/100mL)	Time (min)	Peak Area
>Ethanol	0.0948	1.210	61.993
n-Propanol	-----	2.016	165.806

Table 2: FID 2 B (column DB-ALC2)

Compound	Time (min)	Peak Area
Acetaldehyde	0.994	4.929
Ethanol	1.376	75.857
n-Propanol	2.471	202.173

Adrian, William - (30-May-2019)

Case: [REDACTED] User: wadrian 5/30/2019

Scottsdale Police Department Crime Lab Volatiles Analysis

Sample:	[REDACTED]	Vial:	50
Description:	[REDACTED]	LIMS ID:	[REDACTED]
Method:	ethanol quant.M	Sequence:	29May19 1
Instrument:	US14173023 CN14160045	Injection date:	5/29/2019 8:29:51 PM
Data file:	C:\Chem32\11\Data\29May19 1\50.D	Analyst:	Adrian

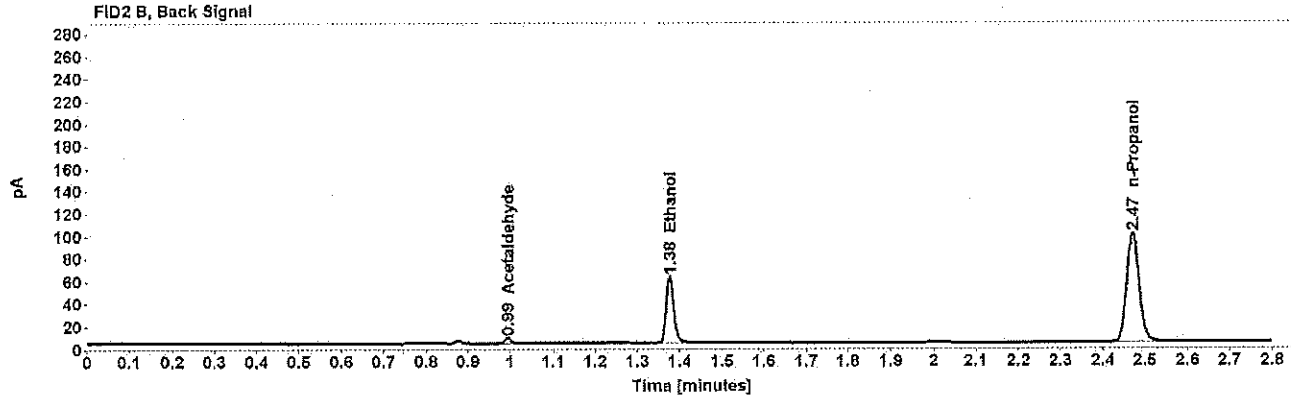
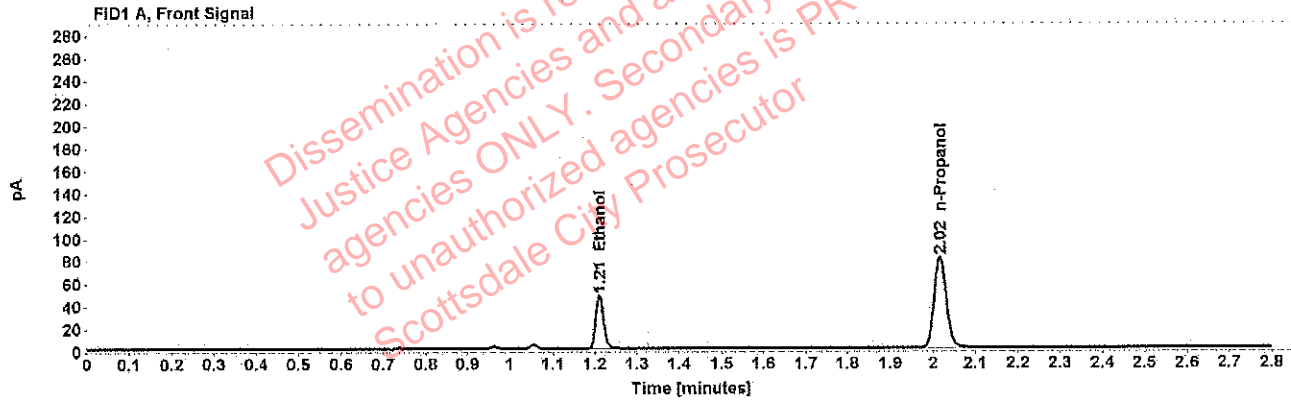


Table 1: FID 1 A (column DB-ALC1)

Compound	Amount (g/100mL)	Time (min)	Peak Area
>Ethanol	0.0949	1.210	60.410
n-Propanol	-----	2.016	161.339

Table 2: FID 2 B (column DB-ALC2)

Compound	Time (min)	Peak Area
Acetaldehyde	0.994	4.751
Ethanol	1.376	74.100
n-Propanol	2.471	196.877

Adrian, William - (30-May-2019)

Case: User: wadrian 5/30/2019

Scottsdale Police Department Crime Lab Volatiles Analysis

Sample:		Vial:	51
Description:		LIMS ID:	
Method:	ethanol quant.M	Sequence:	29May19 1
Instrument:	US14173023 CN14160045	Injection date:	5/29/2019 8:33:52 PM
Data file:	C:\Chem32\1\Data\29May19 1\51.D	Analyst:	Adrian

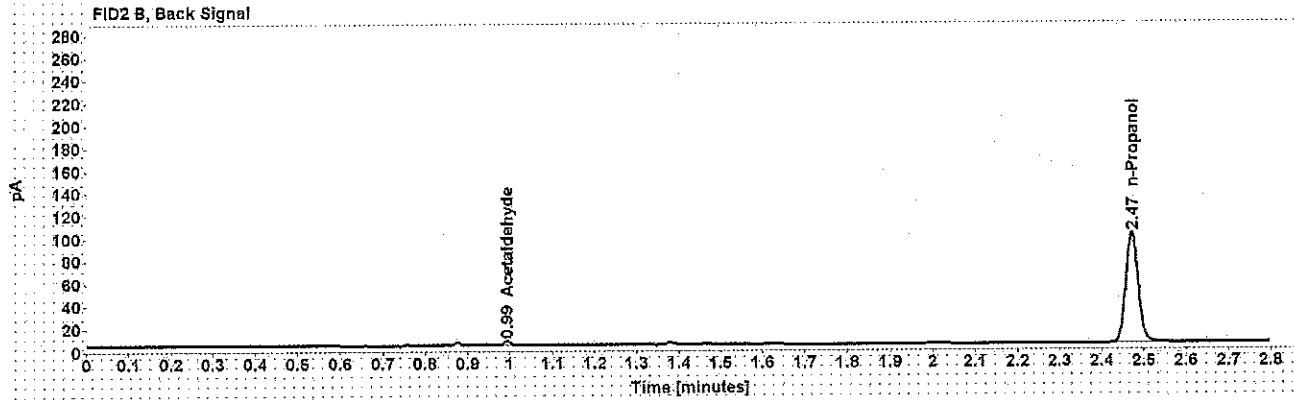
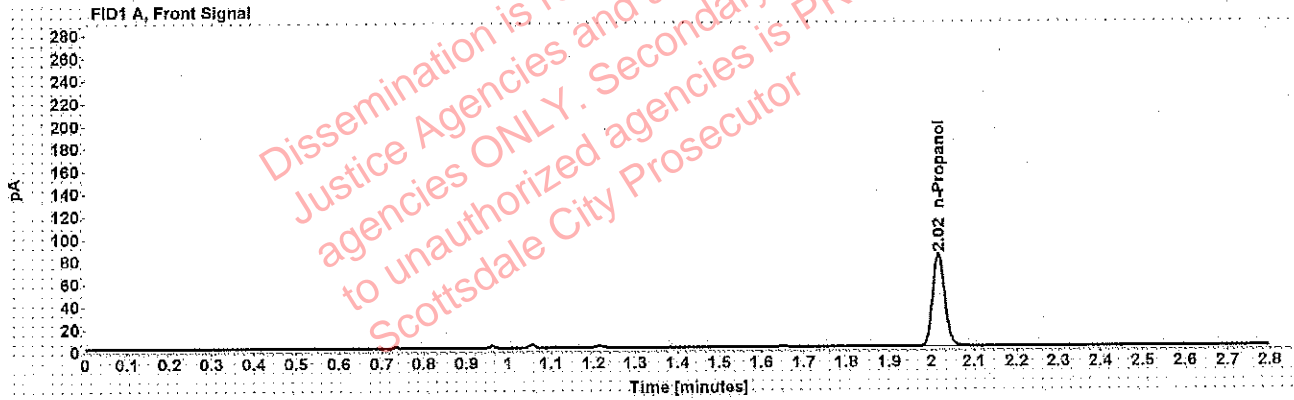


Table 1: FID 1 A (column DB-ALC1)

Compound	Amount (g/100mL)	Time (min)	Peak Area
n-Propanol	-----	2.016	164.104

Table 2: FID 2 B (column DB-ALC2)

Compound	Time (min)	Peak Area
Acetaldehyde	0.994	3.853
n-Propanol	2.471	200.151

: Adrian, William - (30-May-2019)

Case: [REDACTED] User: wadrian 5/30/2019

Scottsdale Police Department Crime Lab Volatiles Analysis

Sample:	[REDACTED]	Vial:	52
Description:	[REDACTED]	LIMS ID:	[REDACTED]
Method:	ethanol quant.M	Sequence:	29May19 1
Instrument:	US14173023 CN14160045	Injection date:	5/29/2019 8:37:52 PM
Data file:	C:\Chem32\1\Data\29May19 1\52.D	Analyst:	Adrian

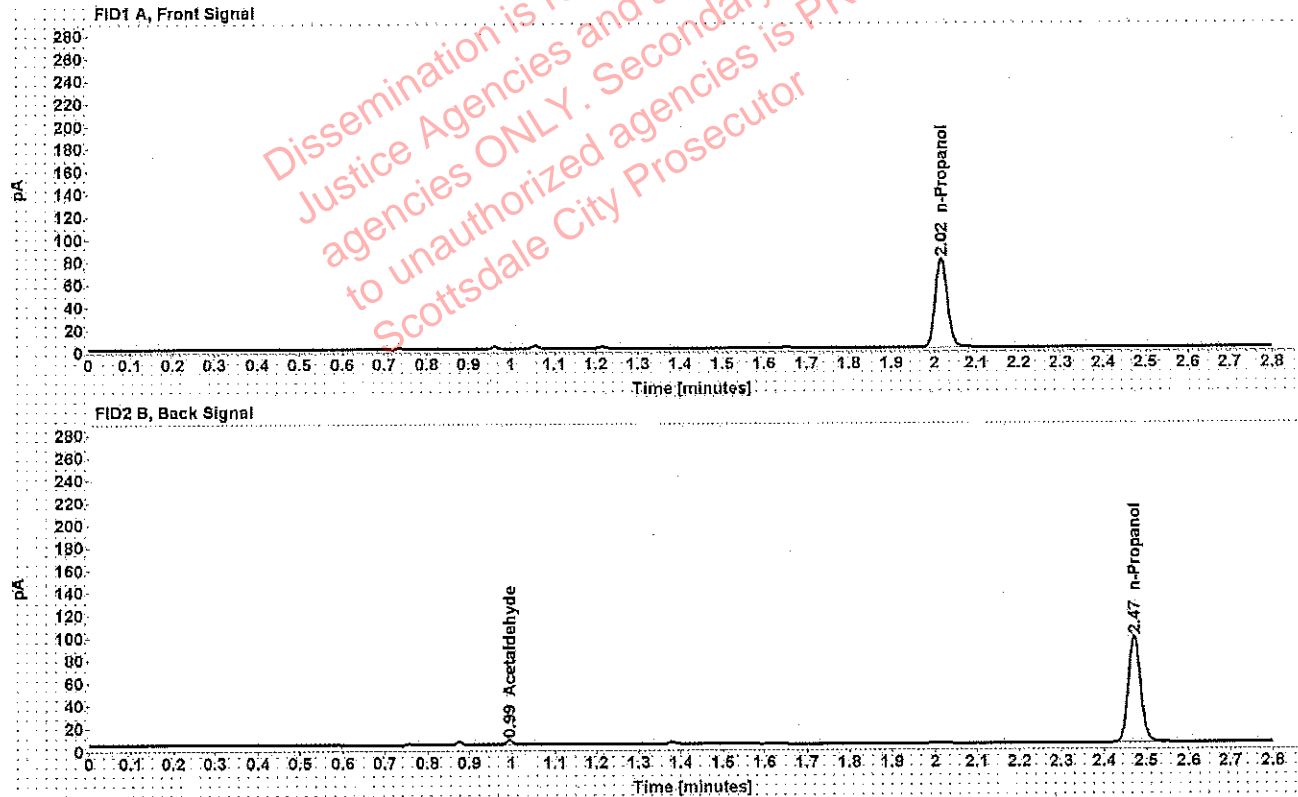


Table 1: FID 1 A (column DB-ALC1)

Compound	Amount (g/100mL)	Time (min)	Peak Area
n-Propanol	-----	2.016	157.647

Table 2: FID 2 B (column DB-ALC2)

Compound	Time (min)	Peak Area
Acetaldehyde	0.994	3.836
n-Propanol	2.471	192.236

Adrian, William - (30-May-2019)

Case: [REDACTED] User: wadrian 5/30/2019

Scottsdale Police Department Crime Lab Volatiles Analysis

Sample:	[REDACTED]	Vial:	54
Description:	[REDACTED]	LIMS ID:	[REDACTED]
Method:	ethanol quant.M	Sequence:	29May19 1
Instrument:	US14173023 CN14160045	Injection date:	5/29/2019 8:45:52 PM
Data file:	C:\Chem32\1\Data\29May19 1\54.D	Analyst:	Adrian

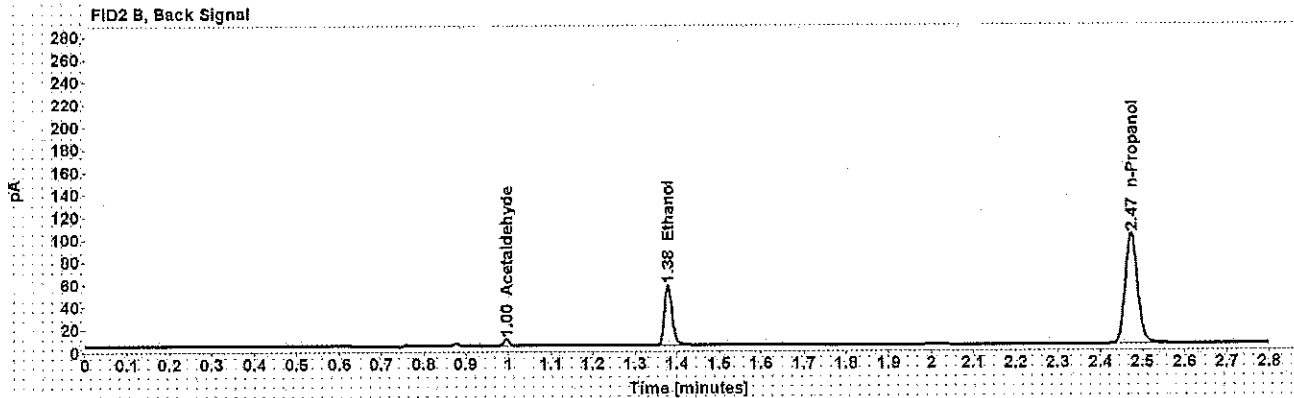
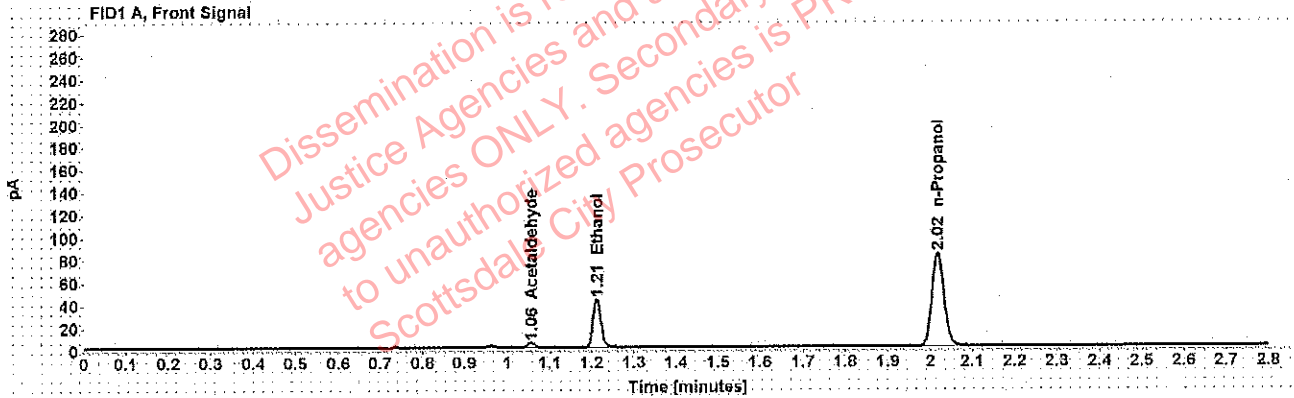


Table 1: FID 1 A (column DB-ALC1)

Compound	Amount (g/100mL)	Time (min)	Peak Area
Acetaldehyde	-----	1.056	4.294
>Ethanol	0.0849	1.212	55.187
n-Propanol	-----	2.018	164.909

Table 2: FID 2 B (column DB-ALC2)

Compound	Time (min)	Peak Area
Acetaldehyde	0.995	5.588
Ethanol	1.378	67.709
n-Propanol	2.473	201.104

Scottsdale Police Department Crime Lab Volatiles Analysis

Sample:	[REDACTED]	Vial:	55
Description:	[REDACTED]	LIMS ID:	[REDACTED]
Method:	ethanol quant.M	Sequence:	29May19 1
Instrument:	US14173023 CN14160045	Injection date:	5/29/2019 8:50:07 PM
Data file:	C:\Chem32\1\Data\29May19 1\55.D	Analyst:	Adrian

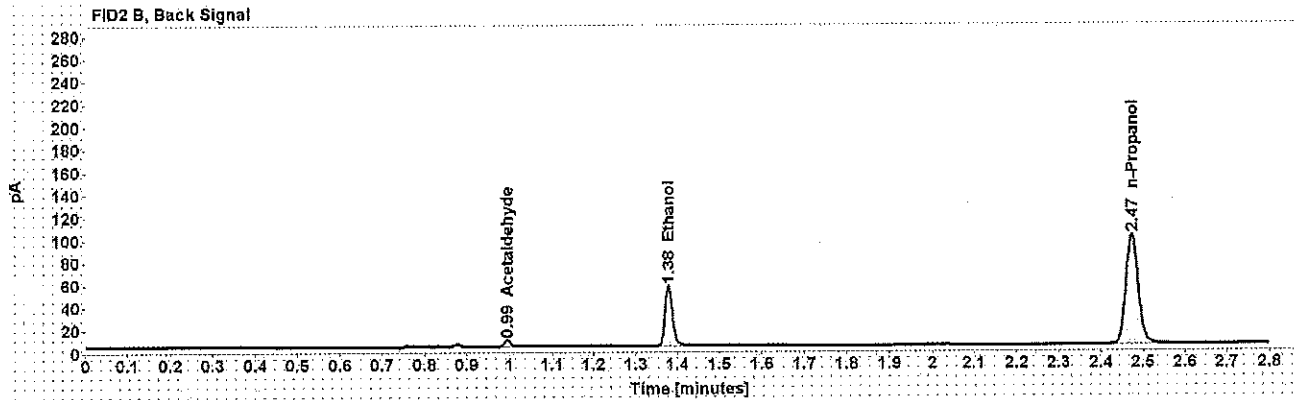
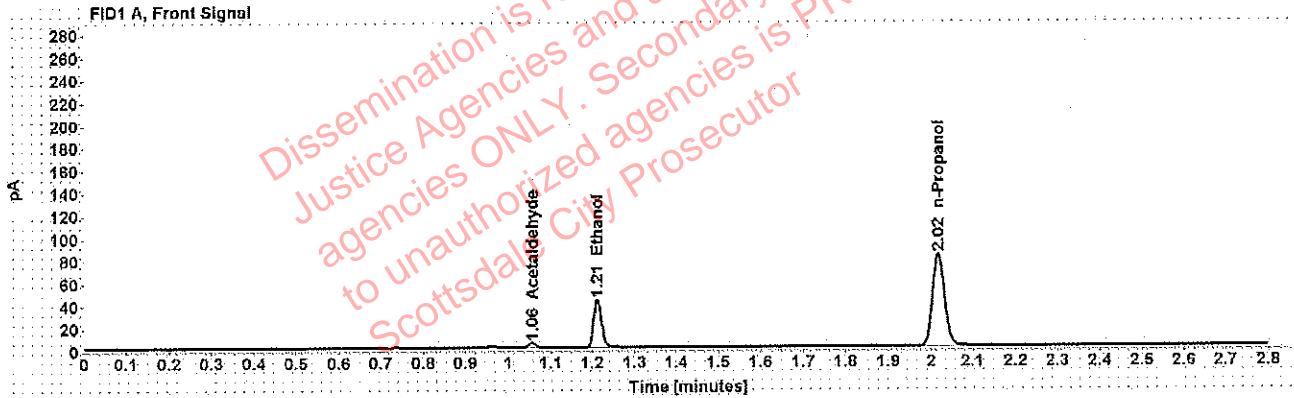


Table 1: FID 1 A (column DB-ALC1)

Compound	Amount (g/100mL)	Time (min)	Peak Area
Acetaldehyde	-----	1.056	4.210
>Ethanol	0.0855	1.212	55.127
n-Propanol	-----	2.018	163.731

Table 2: FID 2 B (column DB-ALC2)

Compound	Time (min)	Peak Area
Acetaldehyde	0.995	5.513
Ethanol	1.378	67.435
n-Propanol	2.473	199.667

Adrian, William - (30-May-2019)

Case: [REDACTED] User: wadrian 5/30/2019

Scottsdale Police Department Crime Lab Volatiles Analysis

Sample:	[REDACTED]	Vial:	56
Description:	[REDACTED]	LIMS ID:	[REDACTED]
Method:	ethanol quant.M	Sequence:	29May19 1
Instrument:	US14173023 CN14160045	Injection date:	5/29/2019 8:54:07 PM
Data file:	C:\Chem32\1\Data\29May19 1\56.D	Analyst:	Adrian

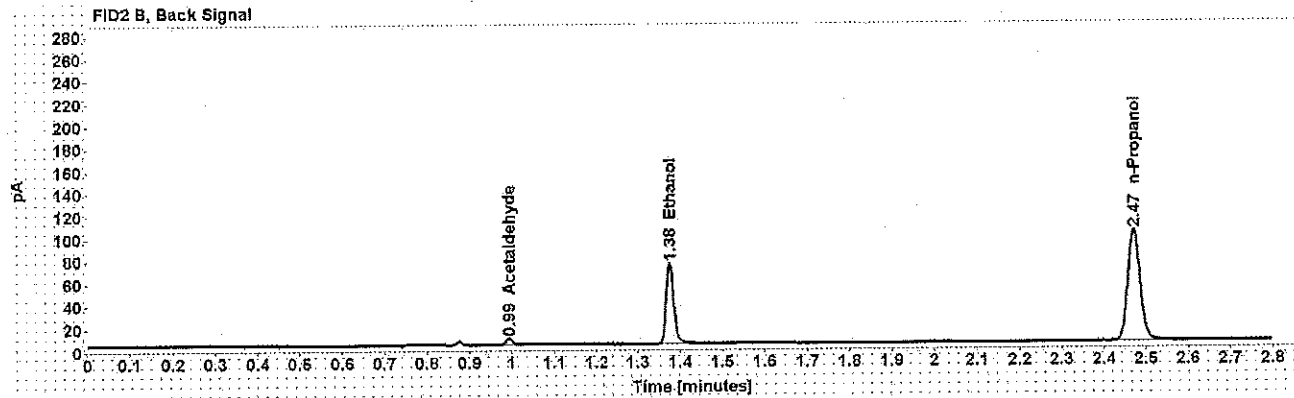
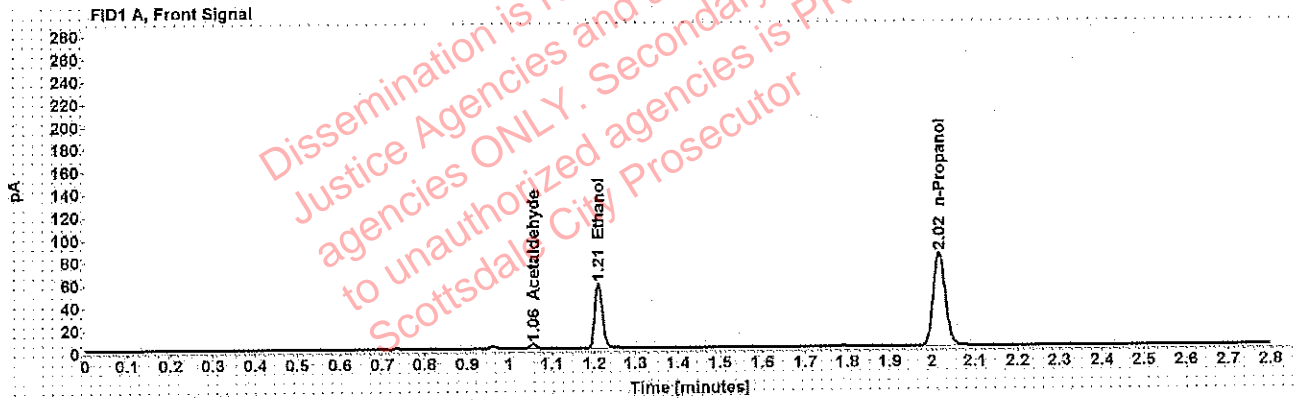


Table 1: FID 1 A (column DB-ALC1)

Compound	Amount (g/100mL)	Time (min)	Peak Area
Acetaldehyde	-----	1.055	4.097
>Ethanol	0.1126	1.210	73.553
n-Propanol	-----	2.016	165.293

Table 2: FID 2 B (column DB-ALC2)

Compound	Time (min)	Peak Area
Acetaldehyde	0.994	5.397
Ethanol	1.376	90.144
n-Propanol	2.471	201.297

Adrian, William - (30-May-2019)

Case: [REDACTED] User: wadrian 5/30/2019

Scottsdale Police Department Crime Lab Volatiles Analysis

Sample:	[REDACTED]	Vial:	57
Description:	[REDACTED]	LIMS ID:	[REDACTED]
Method:	ethanol quant.M	Sequence:	29May19 1
Instrument:	US14173023 CN14160045	Injection date:	5/29/2019 8:58:06 PM
Data file:	C:\Chem32\1\Data\29May19 157.D	Analyst:	Adrian

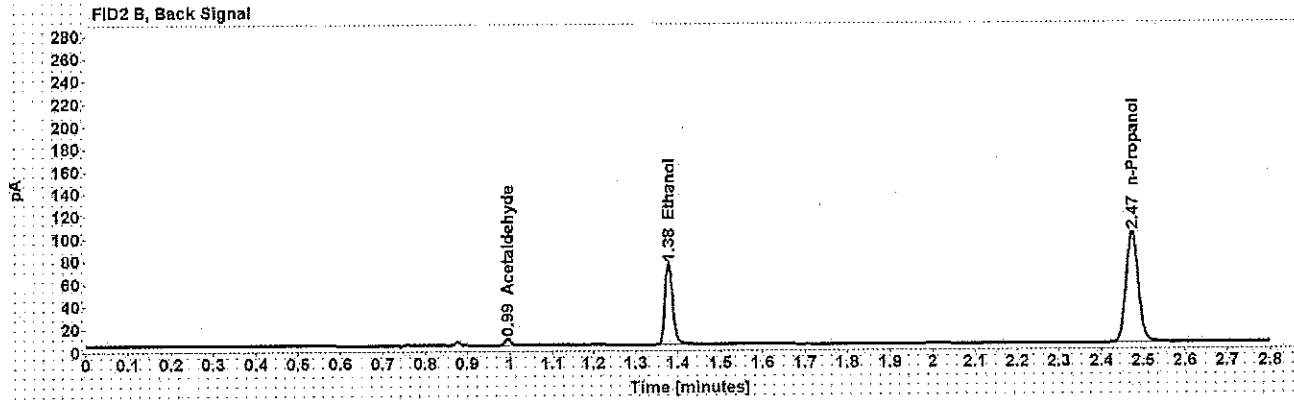
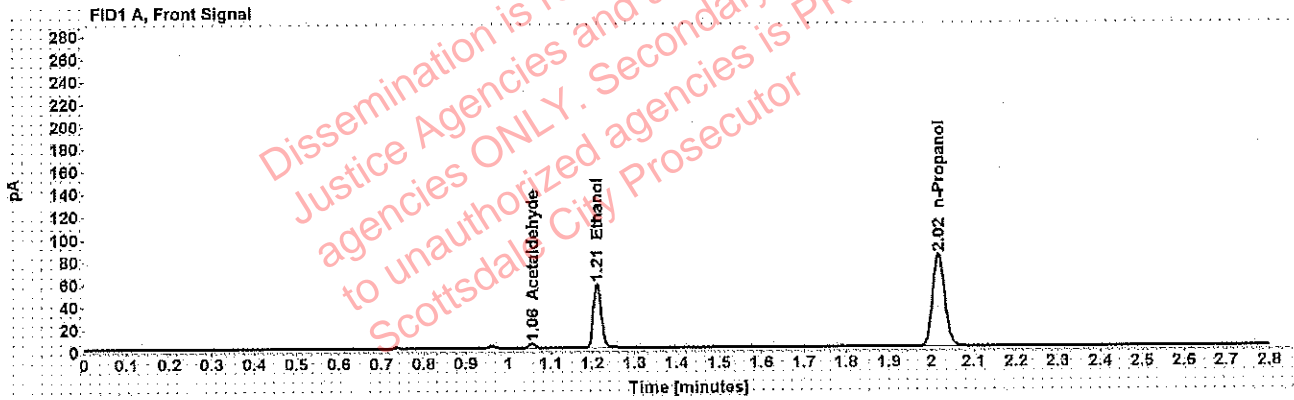


Table 1: FID 1 A (column DB-ALC1)

Compound	Amount (g/100mL)	Time (min)	Peak Area
Acetaldehyde	-----	1.056	4.079
>Ethanol	0.1138	1.211	73.925
n-Propanol	-----	2.017	164.347

Table 2: FID 2 B (column DB-ALC2)

Compound	Time (min)	Peak Area
Acetaldehyde	0.995	5.340
Ethanol	1.378	90.839
n-Propanol	2.473	200.428

Adrian, William - (30-May-2019)

Case: User: wadrian 5/30/2019

Scottsdale Police Department Crime Lab Volatiles Analysis

Sample:		Vial:	58
Description:		LIMS ID:	
Method:	ethanol quant.M	Sequence:	29May19 1
Instrument:	US14173023 CN14160045	Injection date:	5/29/2019 9:02:06 PM
Data file:	C:\Chem32\1\Data\29May19 1\58.D	Analyst:	Adrian

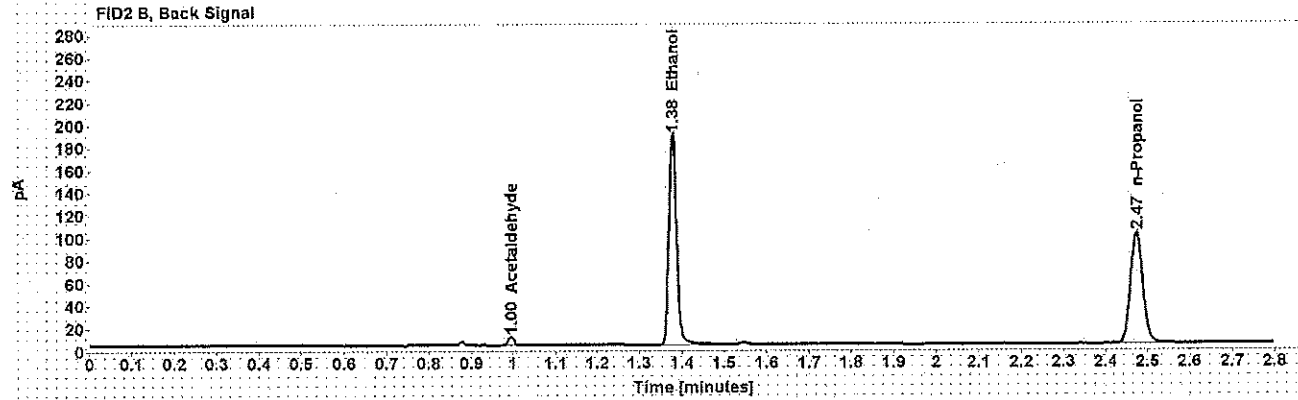
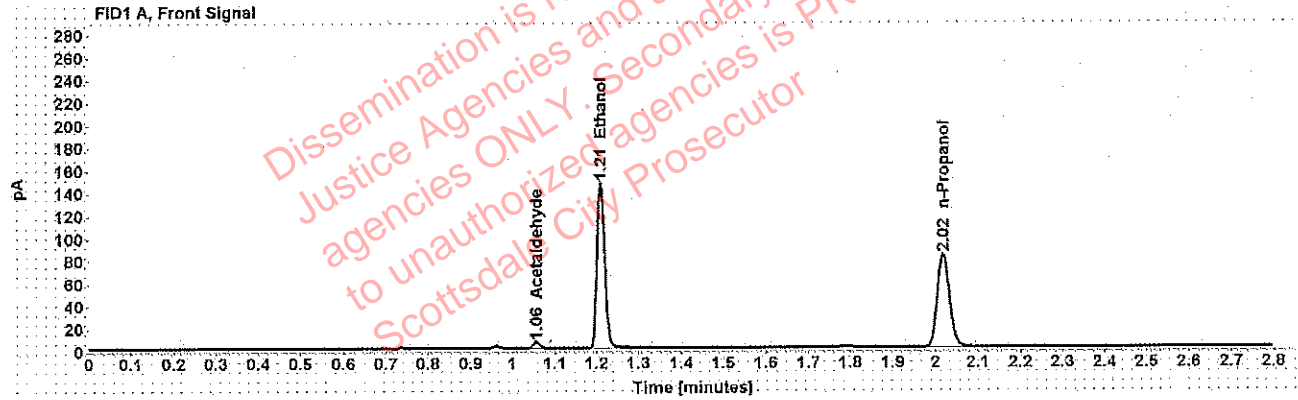


Table 1: FID 1 A (column DB-ALC1)

Compound	Amount (g/100mL)	Time (min)	Peak Area
Acetaldehyde	-----	1.056	5.465
>Ethanol	0.2889	1.211	189.285
n-Propanol	-----	2.018	164.800

Table 2: FID 2 B (column DB-ALC2)

Compound	Time (min)	Peak Area
Acetaldehyde	0.995	7.115
Ethanol	1.378	236.076
n-Propanol	2.473	201.546

Adrian, William - (30-May-2019)

Case [REDACTED] User: wadrian 5/30/2019

Scottsdale Police Department Crime Lab Volatiles Analysis

Sample:	[REDACTED]	Vial:	59
Description:	[REDACTED]	LIMS ID:	[REDACTED]
Method:	ethanol quant.M	Sequence:	29May19 1
Instrument:	US14173023 CN14160045	Injection date:	5/29/2019 9:06:06 PM
Data file:	C:\Chem32\1\Data\29May19 1\59.D	Analyst:	Adrian

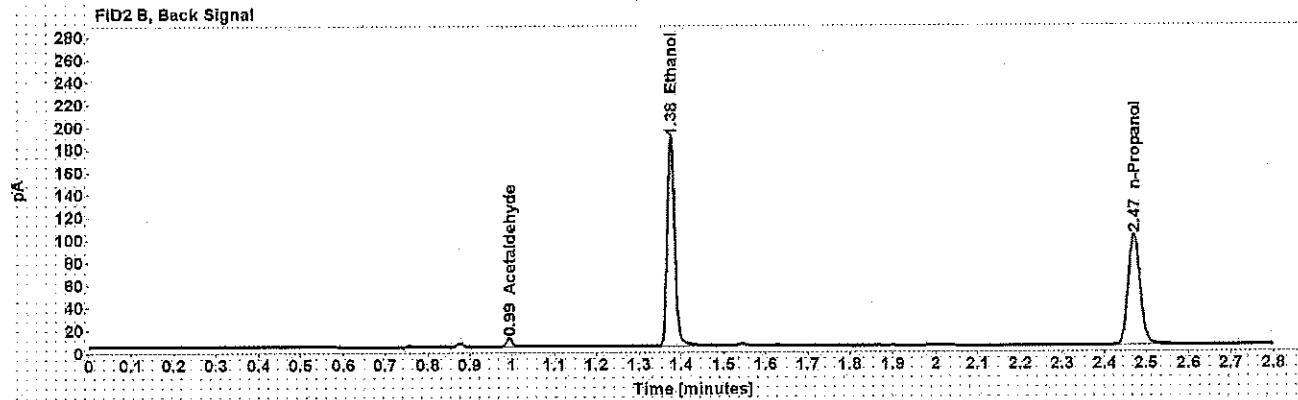
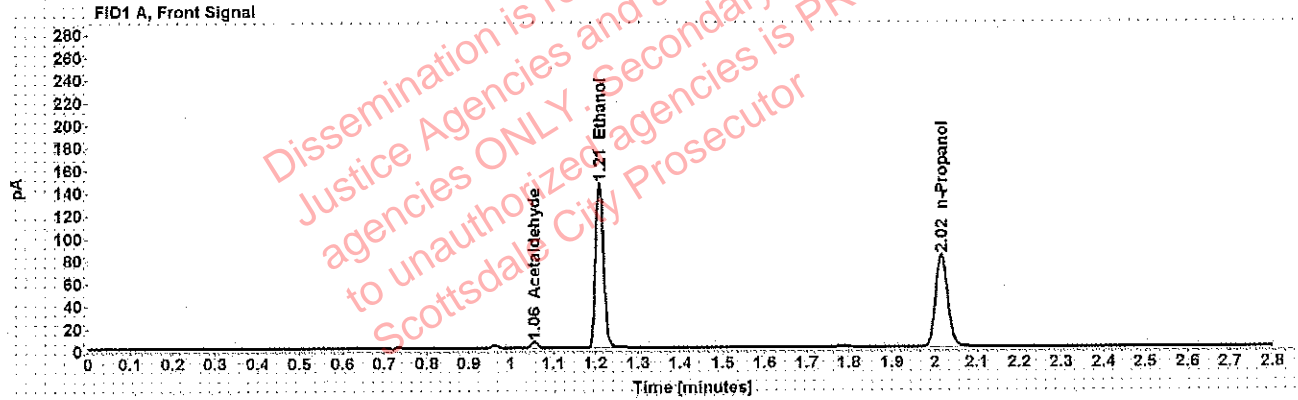


Table 1: FID 1 A (column DB-ALC1)

Compound	Amount (g/100mL)	Time (min)	Peak Area
Acetaldehyde	-----	1.055	5.536
>Ethanol	0.2876	1.209	186.871
n-Propanol	-----	2.016	163.465

Table 2: FID 2 B (column DB-ALC2)

Compound	Time (min)	Peak Area
Acetaldehyde	0.994	7.290
Ethanol	1.375	233.462
n-Propanol	2.471	199.983

Adrian, William - (30-May-2019)

Case [redacted] User: wadrian 5/30/2019

Scottsdale Police Department Crime Lab Volatiles Analysis

Sample:	[redacted]	Vial:	60
Description:	[redacted]	LIMS ID:	[redacted]
Method:	ethanol quant.M	Sequence:	29May19 1
Instrument:	US14173023 CN14160045	Injection date:	5/29/2019 9:10:07 PM
Data file:	C:\Chem32\1\Data\29May19 1\60.D	Analyst:	Adrian

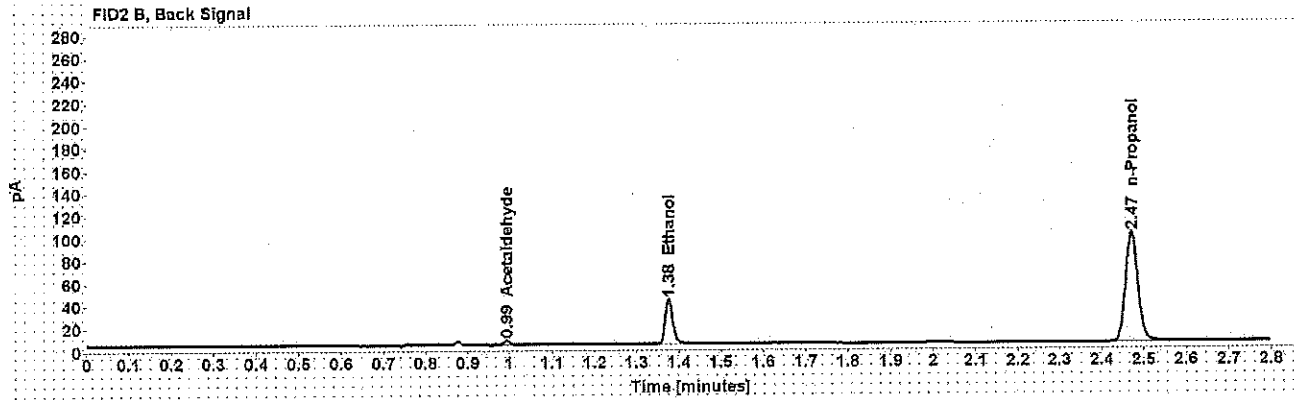
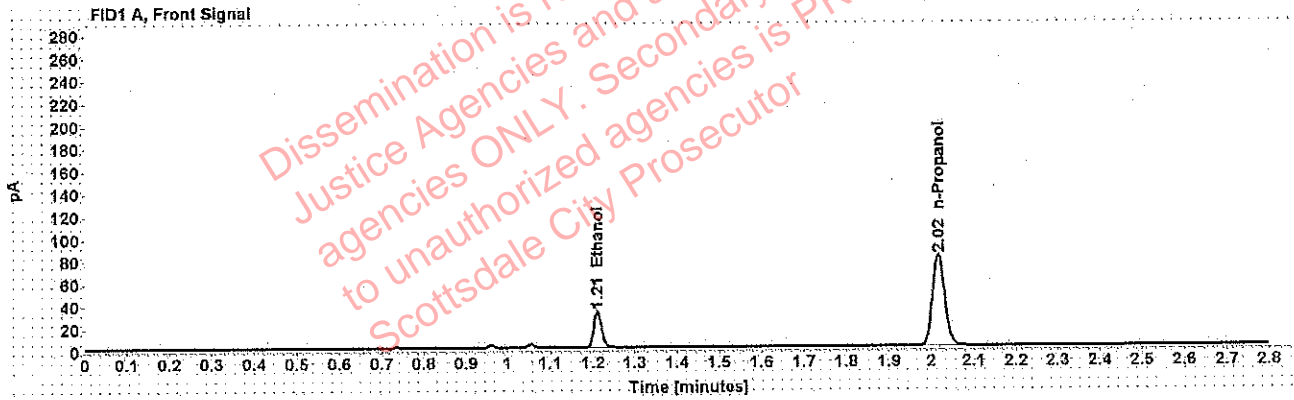


Table 1: FID 1 A (column DB-ALC1)

Compound	Amount (g/100mL)	Time (min)	Peak Area
>Ethanol	0.0645	1.211	41.047
n-Propanol	-----	2.016	162.272

Table 2: FID 2 B (column DB-ALC2)

Compound	Time (min)	Peak Area
Acetaldehyde	0.994	3.762
Ethanol	1.376	50.533
n-Propanol	2.471	198.211

: Adrian, William - (30-May-2019)

Case: User: wadrian 5/30/2019

Scottsdale Police Department Crime Lab Volatiles Analysis

Sample:		Vial:	61
Description:		LIMS ID:	
Method:	ethanol quant.m	Sequence:	29May19 1
Instrument:	US14173023 CN14160045	Injection date:	5/29/2019 9:14:22 PM
Data file:	C:\Chem32\1\Data\29May19 1\61.D	Analyst:	Adrian

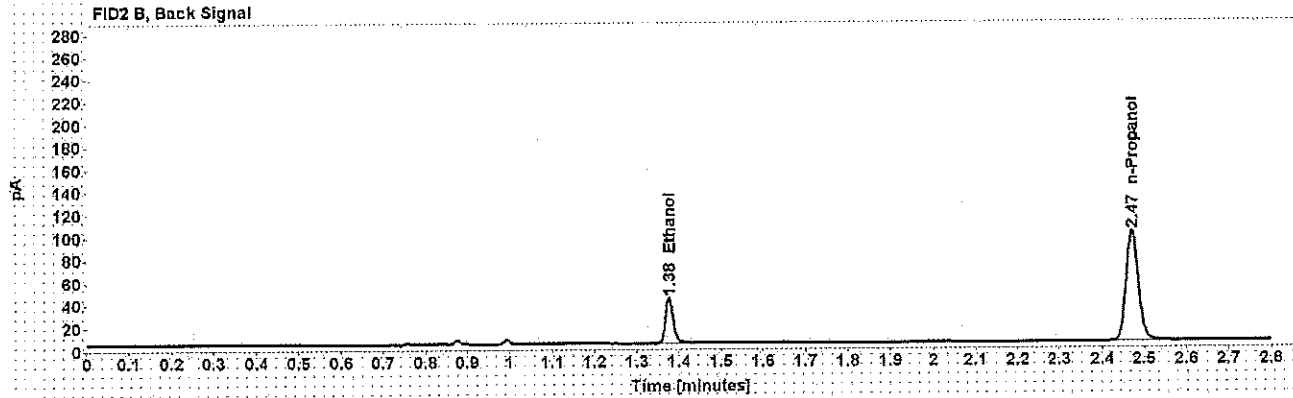
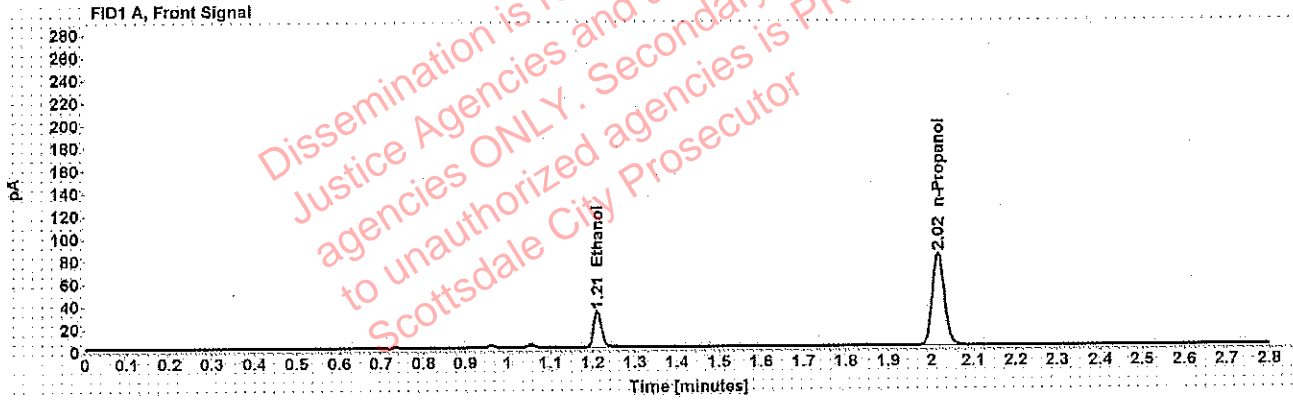


Table 1: FID 1 A (column DB-ALC1)

Compound	Amount (g/100mL)	Time (min)	Peak Area
>Ethanol	0.0650	1.211	41.641
n-Propanol	-----	2.016	163.194

Table 2: FID 2 B (column DB-ALC2)

Compound	Time (min)	Peak Area
Ethanol	1.376	50.994
n-Propanol	2.471	199.131

Adrian, William - (30-May-2019)

Case: [REDACTED] User: wadrian 5/30/2019

Scottsdale Police Department Crime Lab Volatiles Analysis

Sample:	[REDACTED]	Vial:	62
Description:	[REDACTED]	LIMS ID:	[REDACTED]
Method:	ethanol quant.M	Sequence:	29May19 1
Instrument:	US14173023 CN14160045	Injection date:	5/29/2019 9:18:22 PM
Data file:	C:\Chem32\1\Data\29May19 1\62.D	Analyst:	Adrian

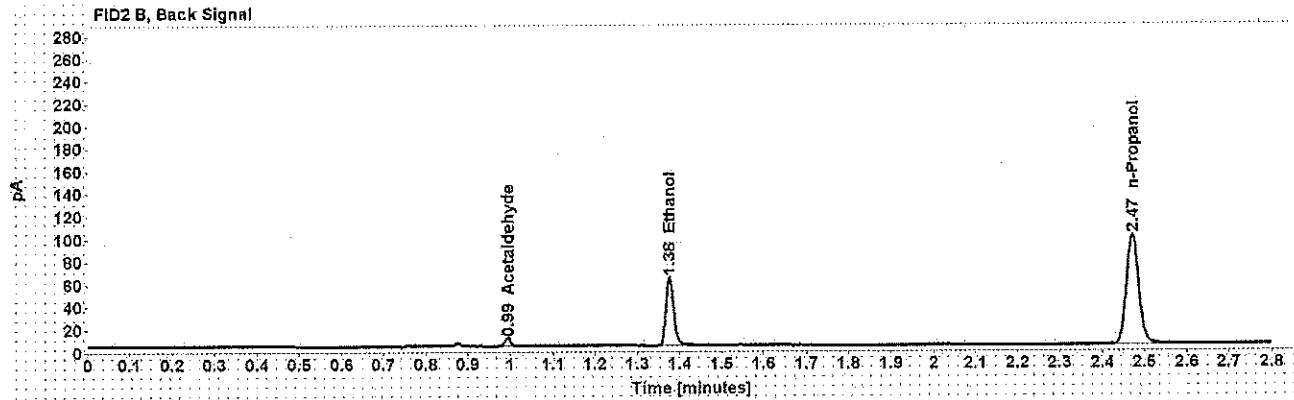
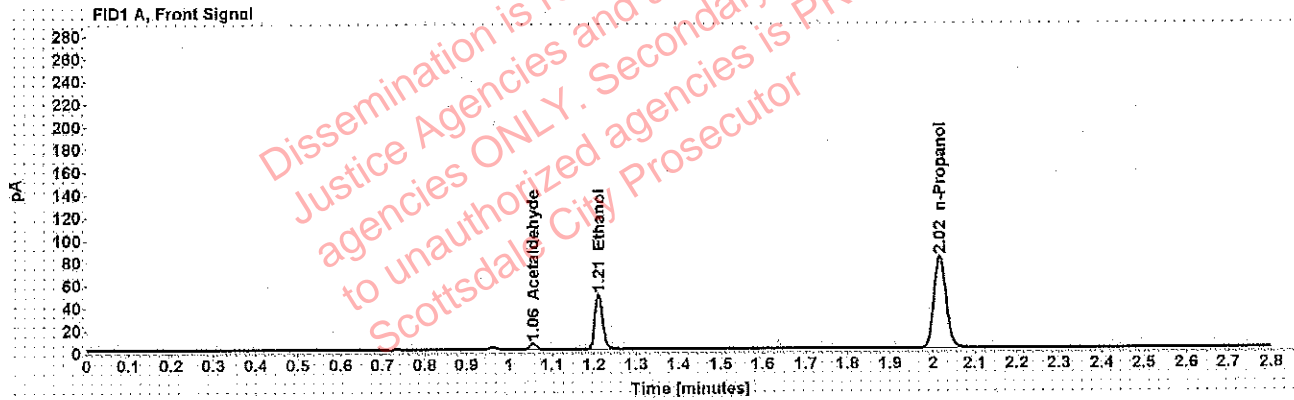


Table 1: FID 1 A (column DB-ALC1)

Compound	Amount (g/100mL)	Time (min)	Peak Area
Acetaldehyde	-----	1.056	5.263
>Ethanol	0.0968	1.210	62.197
n-Propanol	-----	2.017	162.788

Table 2: FID 2 B (column DB-ALC2)

Compound	Time (min)	Peak Area
Acetaldehyde	0.994	6.900
Ethanol	1.376	76.131
n-Propanol	2.471	198.960

Adrian, William - (30-May-2019)

Cas User: wadrian 5/30/2019

Scottsdale Police Department Crime Lab Volatiles Analysis

Sample:		Vial:	63
Description:		LIMS ID:	
Method:	ethanol quant.M	Sequence:	29May19 1
Instrument:	US14173023 CN14160045	Injection date:	5/29/2019 9:22:21 PM
Data file:	C:\Chem32\1\Data\29May19 1\63.D	Analyst:	Adrian

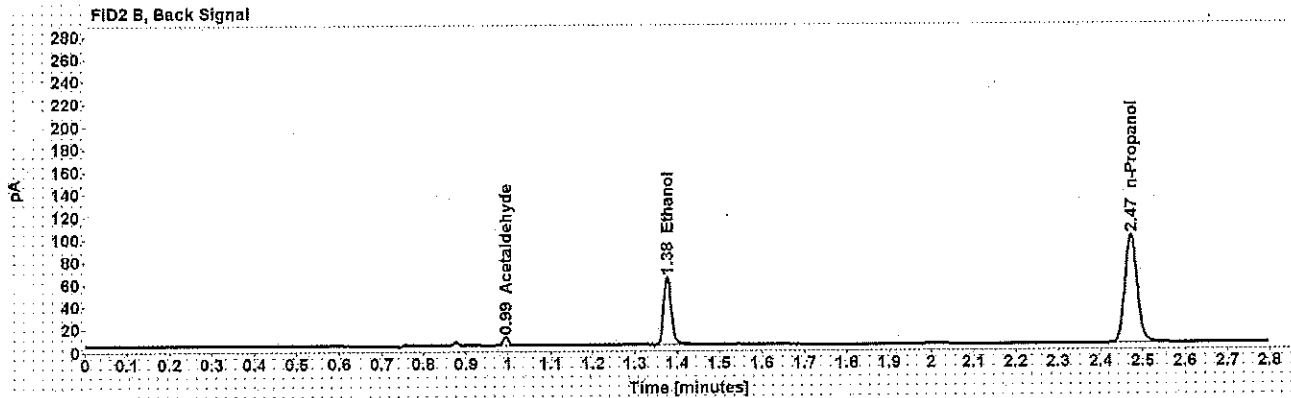
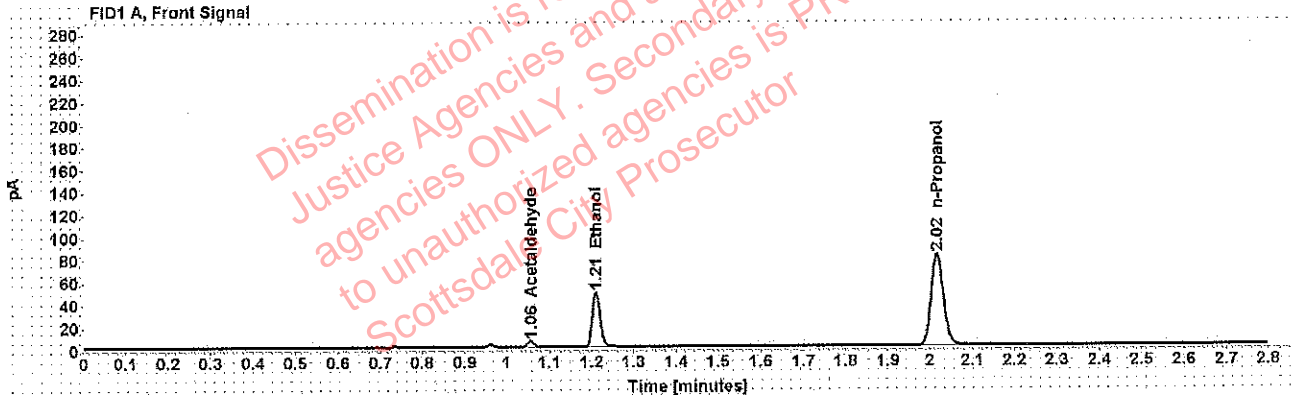


Table 1: FID 1 A (column DB-ALC1)

Compound	Amount (g/100mL)	Time (min)	Peak Area
Acetaldehyde	-----	1.056	5.300
>Ethanol	0.0976	1.211	62.040
n-Propanol	-----	2.017	161.125

Table 2: FID 2 B (column DB-ALC2)

Compound	Time (min)	Peak Area
Acetaldehyde	0.994	6.939
Ethanol	1.376	76.107
n-Propanol	2.471	196.799

Adrian, William - (30-May-2019)

Case: [REDACTED] User: wadrian 5/30/2019

Scottsdale Police Department Crime Lab Volatiles Analysis

Sample:	[REDACTED]	Vial:	65
Description:	[REDACTED]	LIMS ID:	[REDACTED]
Method:	ethanol quant.M	Sequence:	29May19 1
Instrument:	US14173023 CN14160045	Injection date:	5/29/2019 9:30:21 PM
Data file:	C:\Chem32\1\Data\29May19 165.D	Analyst:	Adrian

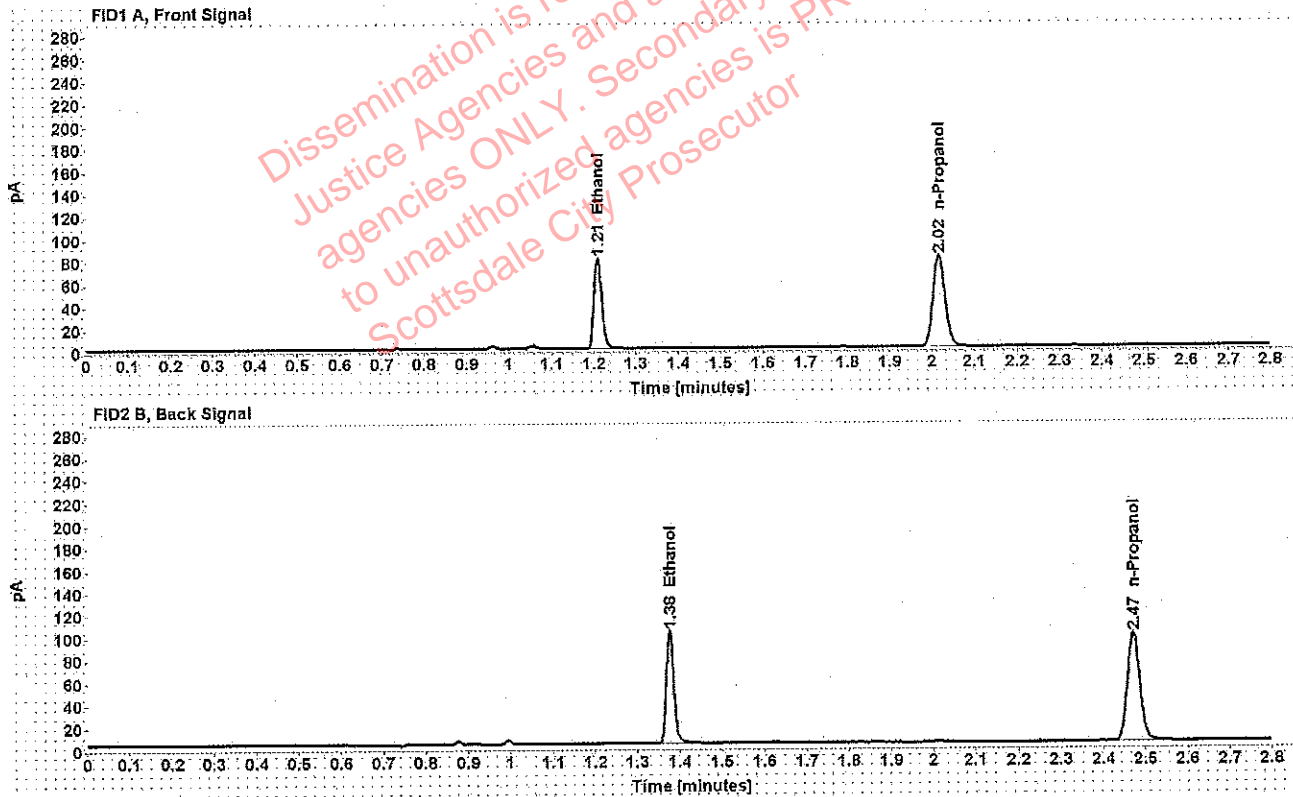


Table 1: FID 1 A (column DB-ALC1)

Compound	Amount (g/100mL)	Time (min)	Peak Area
>Ethanol	0.1601	1.210	102.540
n-Propanol	-----	2.016	161.626

Table 2: FID 2 B (column DB-ALC2)

Compound	Time (min)	Peak Area
Ethanol	1.376	128.286
n-Propanol	2.471	197.692

Adrian, William - (30-May-2019)

Case: [REDACTED] User: wadrian 5/30/2019

Scottsdale Police Department Crime Lab Volatiles Analysis

Sample:	[REDACTED]	Vial:	66
Description:	[REDACTED]	LIMS ID:	[REDACTED]
Method:	ethanol quant.M	Sequence:	29May19 1
Instrument:	US14173023 CN14160045	Injection date:	5/29/2019 9:34:21 PM
Data file:	C:\Chem32\1\Data\29May19 1\66.D	Analyst:	Adrian

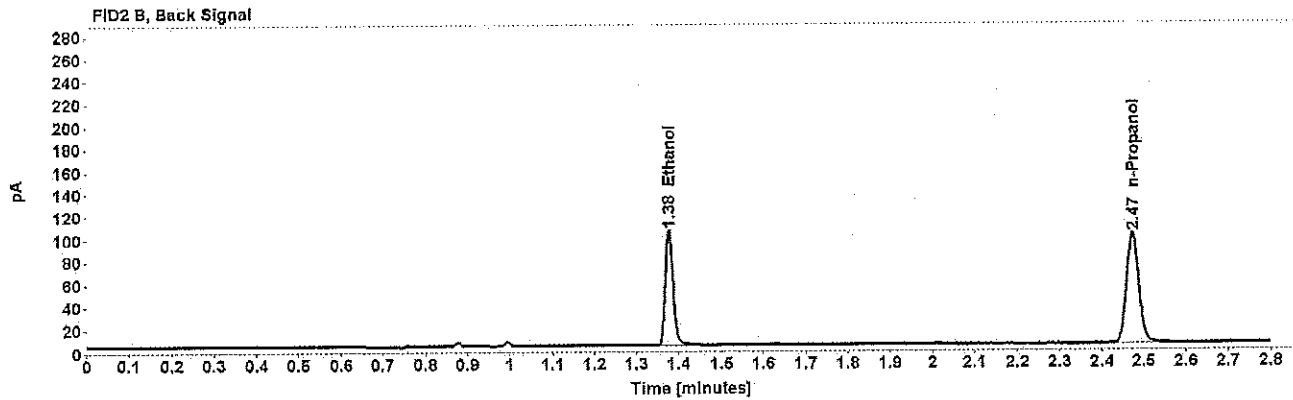
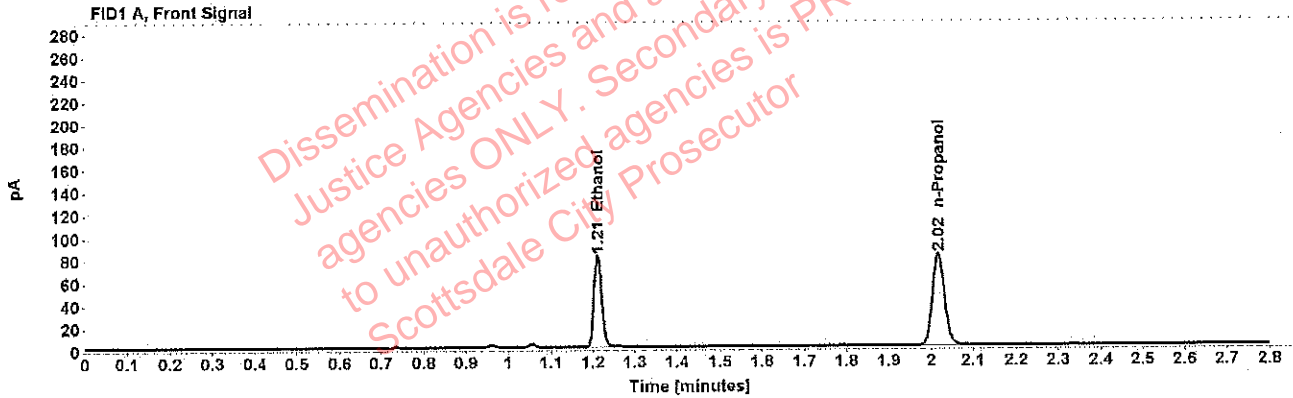


Table 1: FID 1 A (column DB-ALC1)

Compound	Amount (g/100mL)	Time (min)	Peak Area
>Ethanol	0.1618	1.211	104.426
n-Propanol	-----	2.017	162.774

Table 2: FID 2 B (column DB-ALC2)

Compound	Time (min)	Peak Area
Ethanol	1.377	129.055
n-Propanol	2.473	199.194

Scottsdale Police Department Crime Lab Volatiles Analysis

Sample:	[redacted]	Vial:	67
Description:	[redacted]	LIMS ID:	[redacted]
Method:	ethanol quant.M	Sequence:	29May19 1
Instrument:	US14173023 CN14160045	Injection date:	5/29/2019 9:38:36 PM
Data file:	C:\Chem32\1\Data\29May19 1\67.D	Analyst:	Adrian

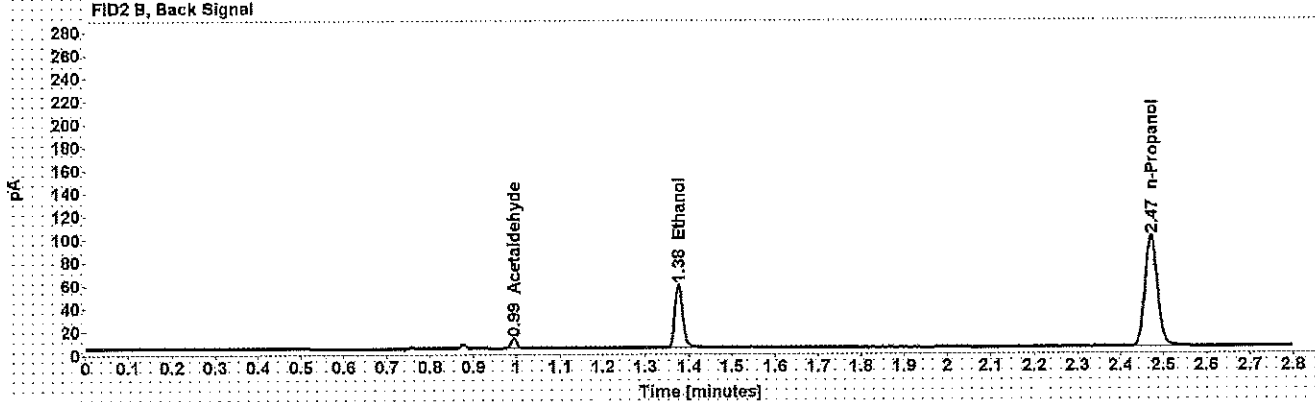
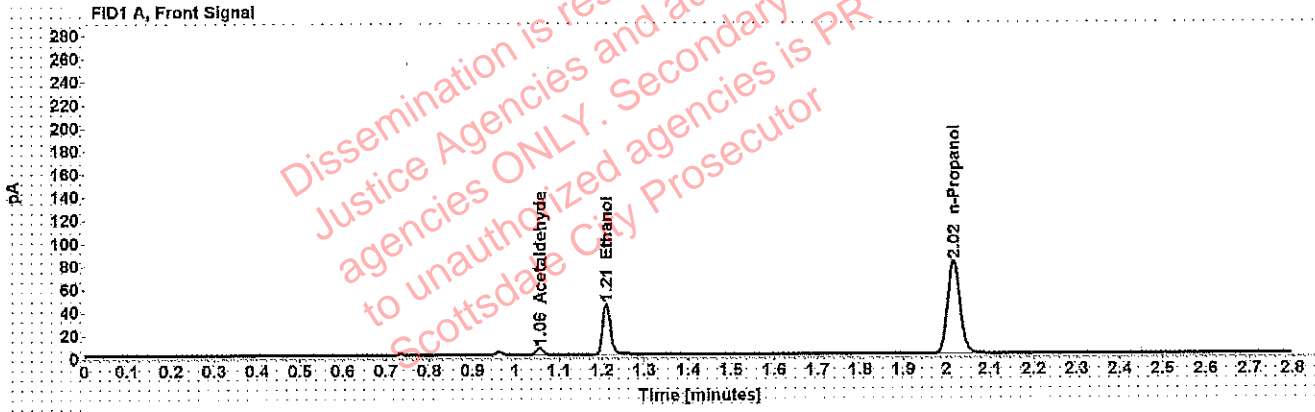


Table 1: FID 1 A (column DB-ALC1)

Compound	Amount (g/100mL)	Time (min)	Peak Area
Acetaldehyde	-----	1.055	6.232
>Ethanol	0.0894	1.210	56.600
n-Propanol	-----	2.016	160.610

Table 2: FID 2 B (column DB-ALC2)

Compound	Time (min)	Peak Area
Acetaldehyde	0.994	8.130
Ethanol	1.376	69.016
n-Propanol	2.471	196.177

Scottsdale Police Department Crime Lab Volatiles Analysis

Sample: [REDACTED]	Vial: 68
Description: [REDACTED]	LIMS ID: [REDACTED]
Method: ethanol quant.M	Sequence: 29May19 1
Instrument: US14173023 CN14160045	Injection date: 5/29/2019 9:42:36 PM
Data file: C:\Chem32\1\Data\29May19 1\68.D	Analyst: Adrian

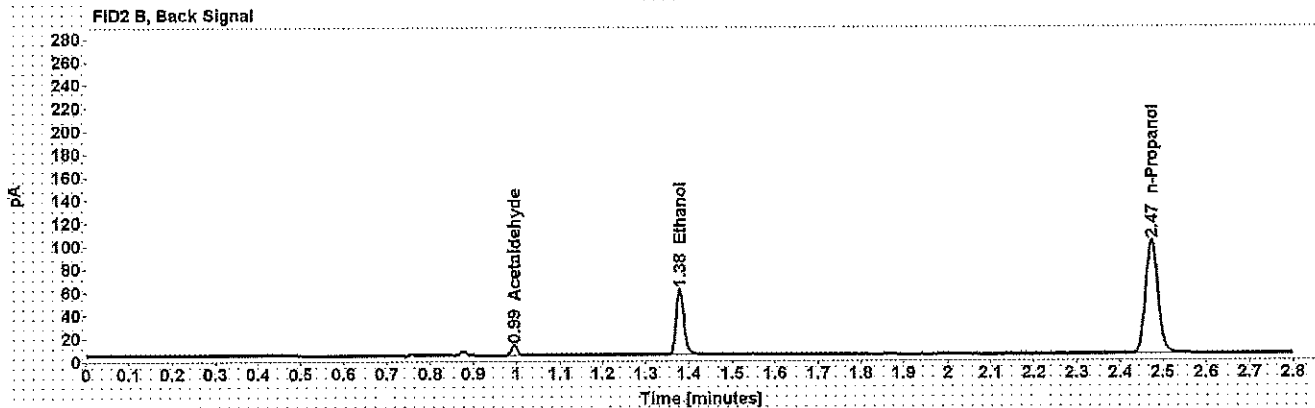
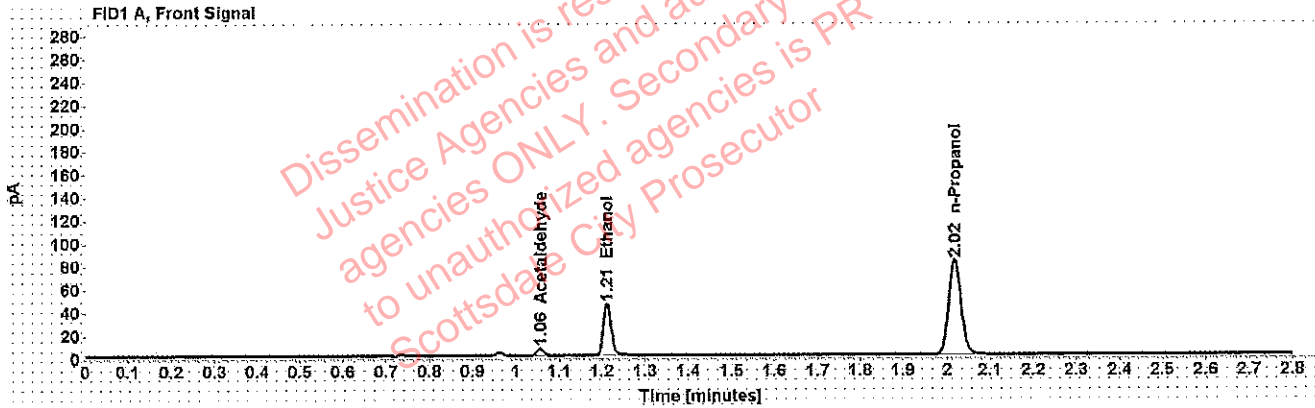


Table 1: FID 1 A (column DB-ALC1)

Compound	Amount (g/100mL)	Time (min)	Peak Area
Acetaldehyde	-----	1.056	6.341
>Ethanol	0.0896	1.212	58.022
n-Propanol	-----	2.018	164.217

Table 2: FID 2 B (column DB-ALC2)

Compound	Time (min)	Peak Area
Acetaldehyde	0.995	8.228
Ethanol	1.378	71.212
n-Propanol	2.473	200.677

Adrian, William - (30-May-2019)

Case: [REDACTED] User: wadrian 5/30/2019

Scottsdale Police Department Crime Lab Volatiles Analysis

Sample:	[REDACTED]	Vial:	69
Description:	[REDACTED]	LIMS ID:	[REDACTED]
Method:	ethanol quant.M	Sequence:	29May19 1
Instrument:	US14173023 CN14160045	Injection date:	5/29/2019 9:46:36 PM
Data file:	C:\Chem32\1\Data\29May19 1\69.D	Analyst:	Adrian

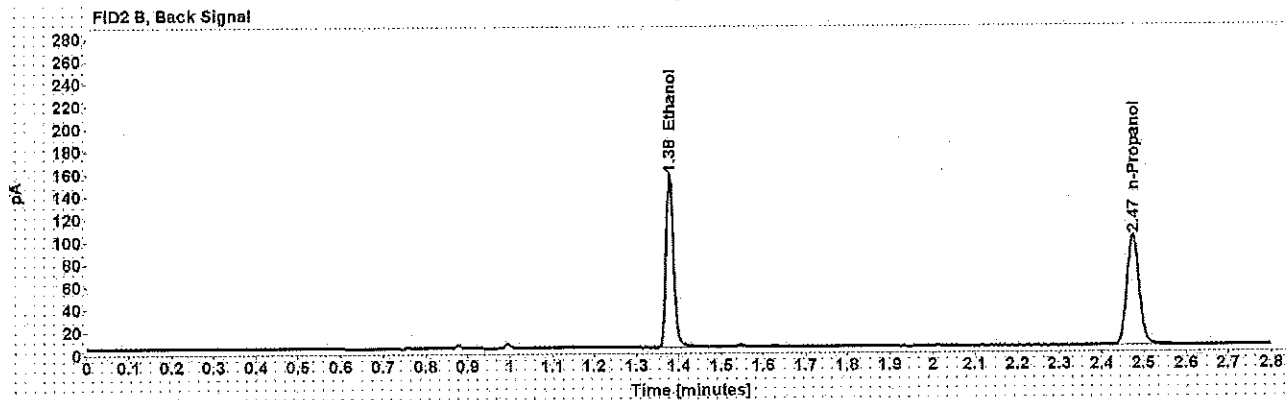
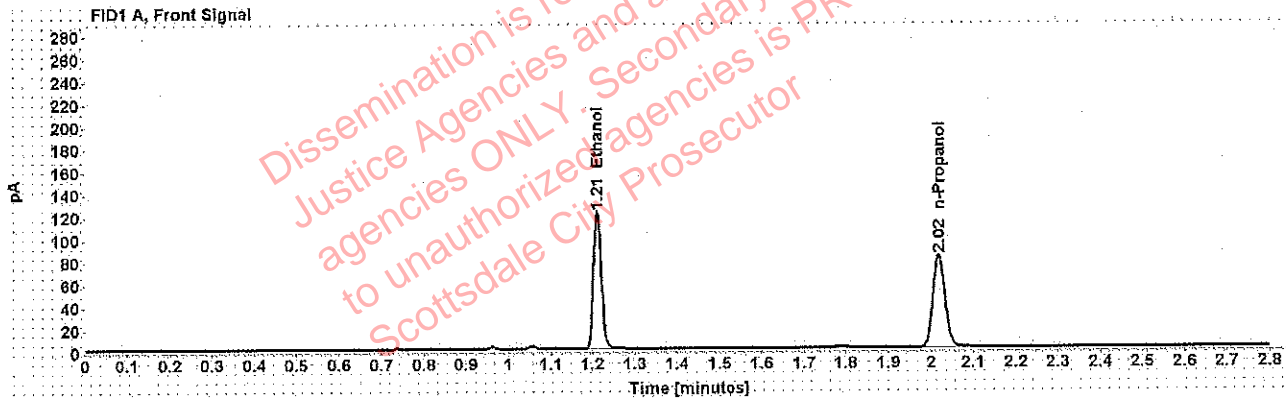


Table 1: FID 1 A (column DB-ALC1)

Compound	Amount (g/100mL)	Time (min)	Peak Area
>Ethanol	0.2407	1.211	156.708
n-Propanol	-----	2.018	163.882

Table 2: FID 2 B (column DB-ALC2)

Compound	Time (min)	Peak Area
Ethanol	1.379	195.368
n-Propanol	2.474	199.865

Scottsdale Police Department Crime Lab Volatiles Analysis

Sample:	[REDACTED]	Vial:	70
Description:	[REDACTED]	LIMS ID:	[REDACTED]
Method:	ethanol quant.M	Sequence:	29May19 1
Instrument:	US14173023 CN14160045	Injection date:	5/29/2019 9:50:36 PM
Data file:	C:\Chem32\1\Data\29May19 170.D	Analyst:	Adrian

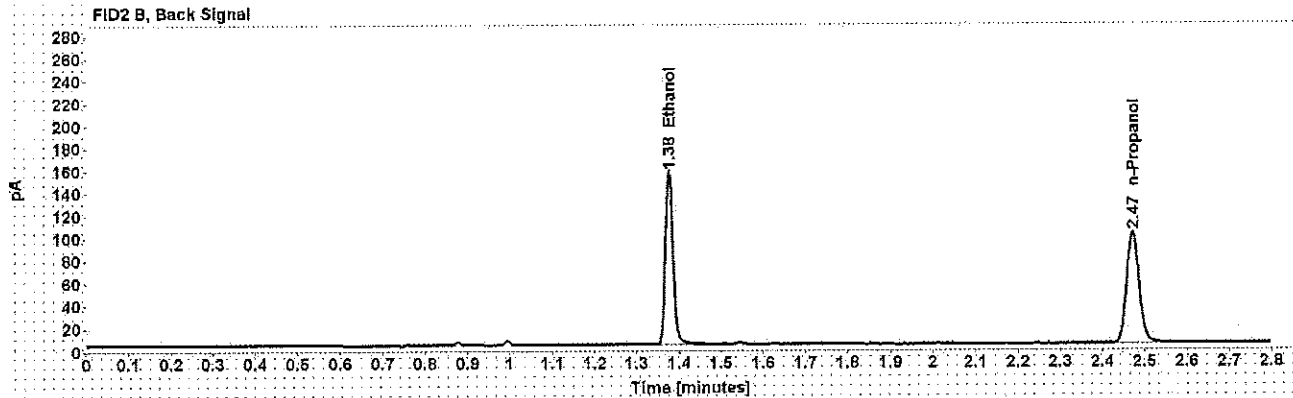
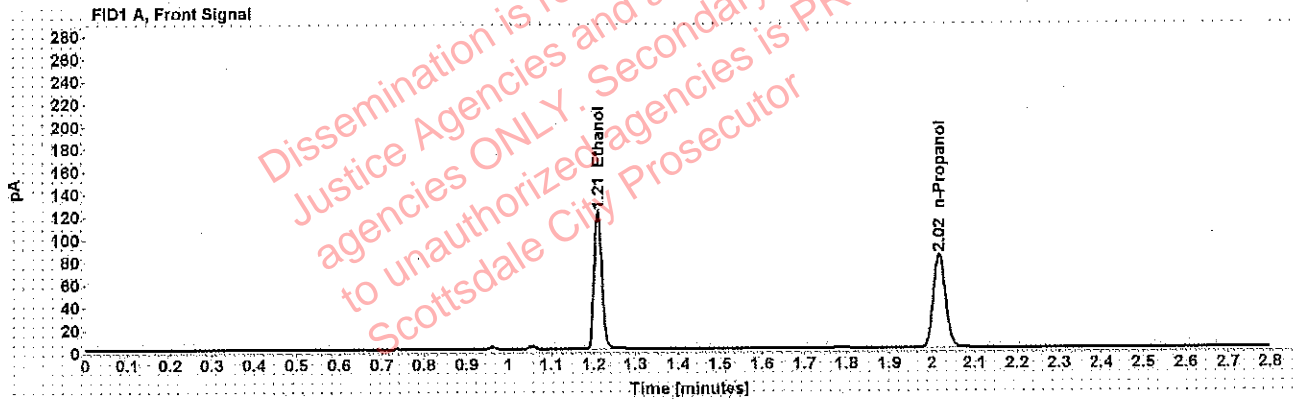


Table 1: FID 1 A (column DB-ALC1)

Compound	Amount (g/100mL)	Time (min)	Peak Area
>Ethanol	0.2387	1.210	155.886
n-Propanol	---	2.017	164.402

Table 2: FID 2 B (column DB-ALC2)

Compound	Time (min)	Peak Area
Ethanol	1.376	194.511
n-Propanol	2.472	200.863

Adrian, William - (30-May-2019)

Case #: [REDACTED] Ser: wadrian 5/30/2019

Scottsdale Police Department Crime Lab Volatiles Analysis

Sample:	[REDACTED]	Vial:	71
Description:	[REDACTED]	LIMS ID:	[REDACTED]
Method:	ethanol quant.M	Sequence:	29May19 1
Instrument:	US14173023 CN14160045	Injection date:	5/29/2019 9:54:37 PM
Data file:	C:\Chem32\1\Data\29May19 1\71.D	Analyst:	Adrian

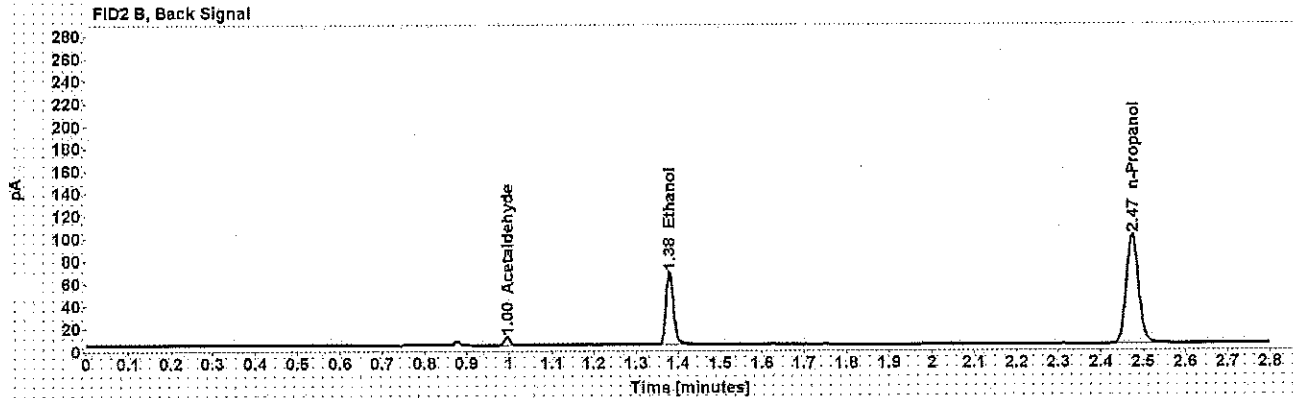
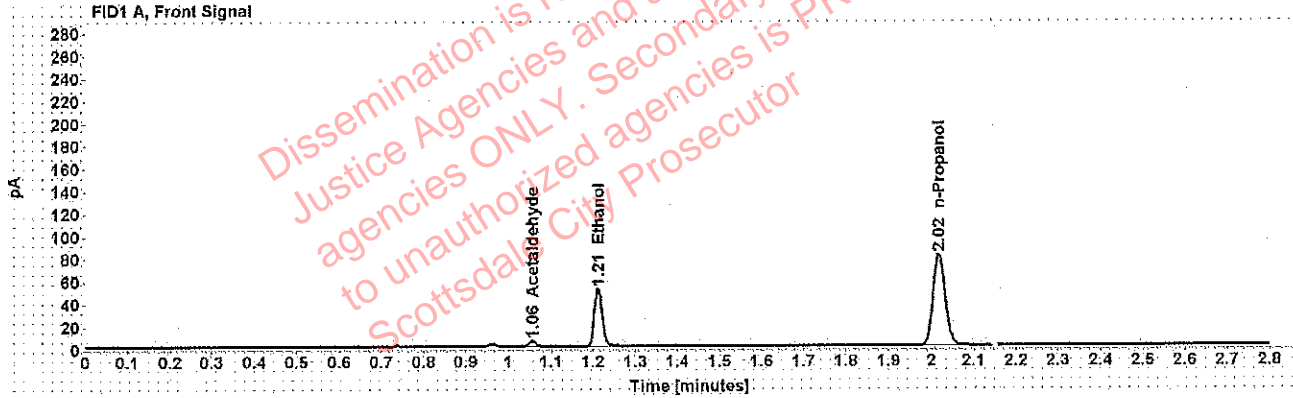


Table 1: FID 1 A (column DB-ALC1)

Compound	Amount (g/100mL)	Time (min)	Peak Area
Acetaldehyde	-----	1.056	5.105
>Ethanol	0.1043	1.212	66.580
n-Propanol	-----	2.018	161.630

Table 2: FID 2 B (column DB-ALC2)

Compound	Time (min)	Peak Area
Acetaldehyde	0.995	6.634
Ethanol	1.379	81.636
n-Propanol	2.474	197.571

Scottsdale Police Department Crime Lab Volatiles Analysis

Sample:	[REDACTED]	Vial:	72
Description:	[REDACTED]	LIMS ID:	[REDACTED]
Method:	ethanol quant.M	Sequence:	29May19 1
Instrument:	US14173023 CN14160045	Injection date:	5/29/2019 9:58:36 PM
Data file:	C:\Chem32\1\Data\29May19 172.D	Analyst:	Adrian

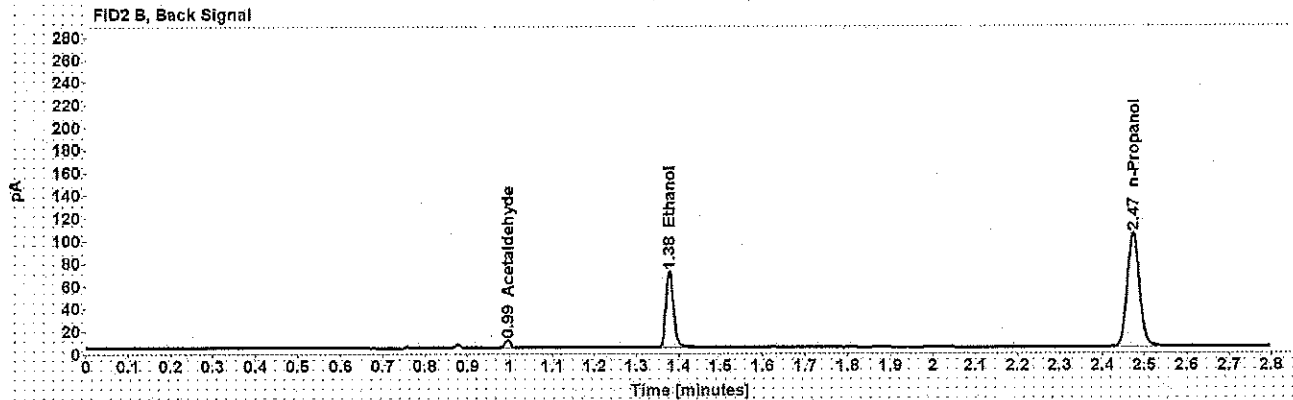
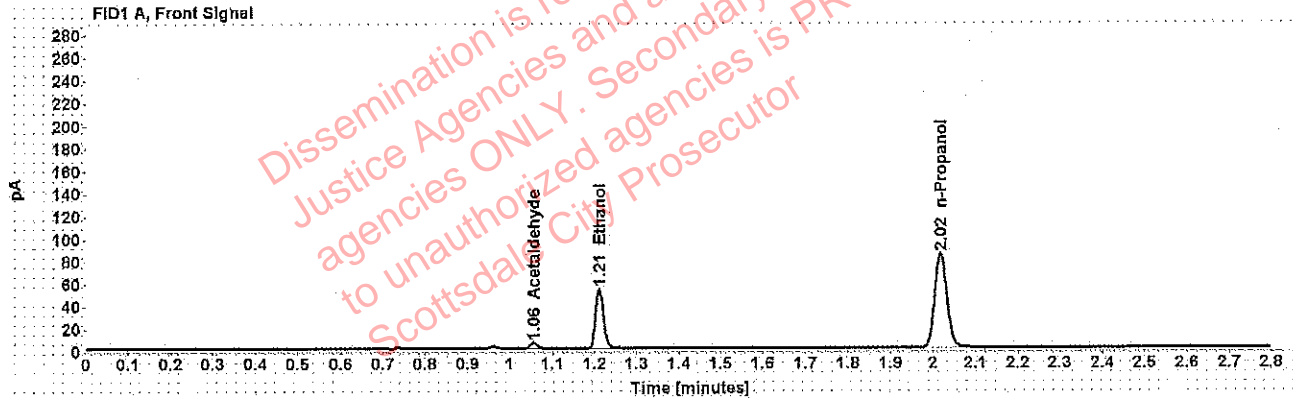


Table 1: FID 1 A (column DB-ALC1)

Compound	Amount (g/100mL)	Time (min)	Peak Area
Acetaldehyde	-----	1.056	5.198
>Ethanol	0.1038	1.212	68.966
n-Propanol	-----	2.018	168.223

Table 2: FID 2 B (column DB-ALC2)

Compound	Time (min)	Peak Area
Acetaldehyde	0.995	6.794
Ethanol	1.378	84.750
n-Propanol	2.473	205.629

Scottsdale Police Department Crime Lab Volatiles Analysis

Sample:	[redacted]	Vial:	73
Description:	[redacted]	LIMS ID:	[redacted]
Method:	ethanol quant.M	Sequence:	29May19 1
Instrument:	US14173023 CN14160045	Injection date:	5/29/2019 10:02:52 PM
Data file:	C:\Chem32\1\Data\29May19 1\73.D	Analyst:	Adrian

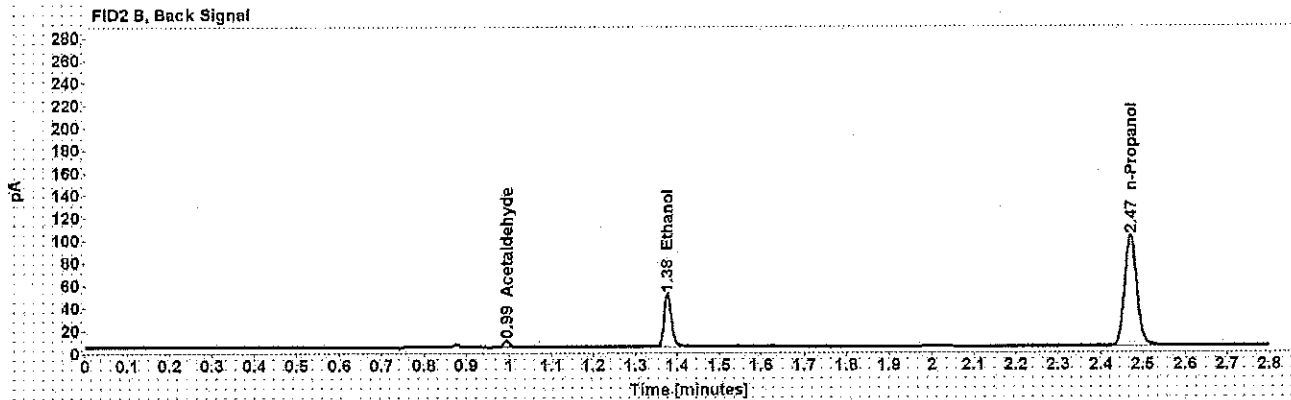
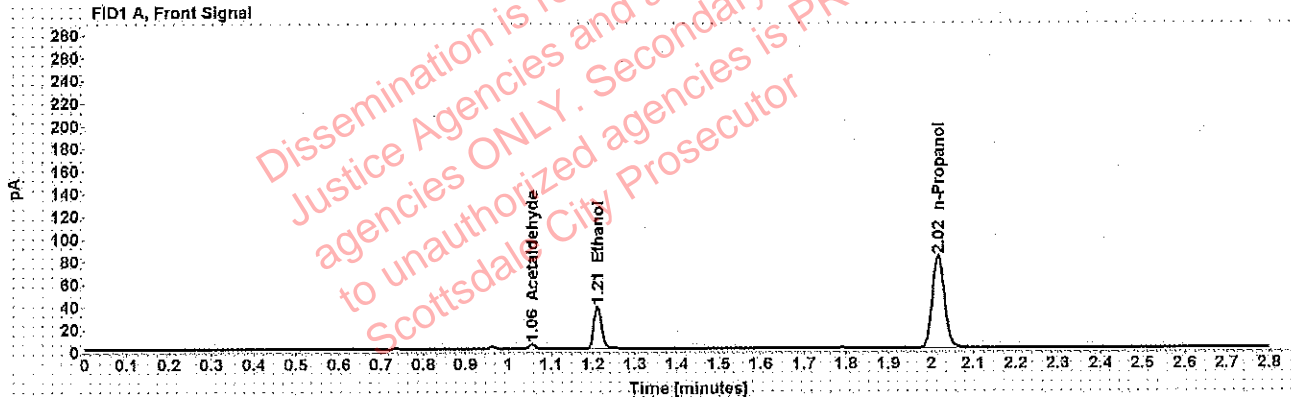


Table 1: FID 1 A (column DB-ALC1)

Compound	Amount (g/100mL)	Time (min)	Peak Area
Acetaldehyde	-----	1.055	4.094
>Ethanol	0.0752	1.211	48.309
n-Propanol	-----	2.016	163.231

Table 2: FID 2 B (column DB-ALC2)

Compound	Time (min)	Peak Area
Acetaldehyde	0.994	5.369
Ethanol	1.376	59.110
n-Propanol	2.471	199.761

Scottsdale Police Department Crime Lab Volatiles Analysis

Sample:	[REDACTED]	Vial:	74
Description:	[REDACTED]	LIMS ID:	[REDACTED]
Method:	ethanol quant.M	Sequence:	29May19 1
Instrument:	US14173023 CN14160045	Injection date:	5/29/2019 10:06:51 PM
Data file:	C:\Chem32\1\Data\29May19 1\74.D	Analyst:	Adrian

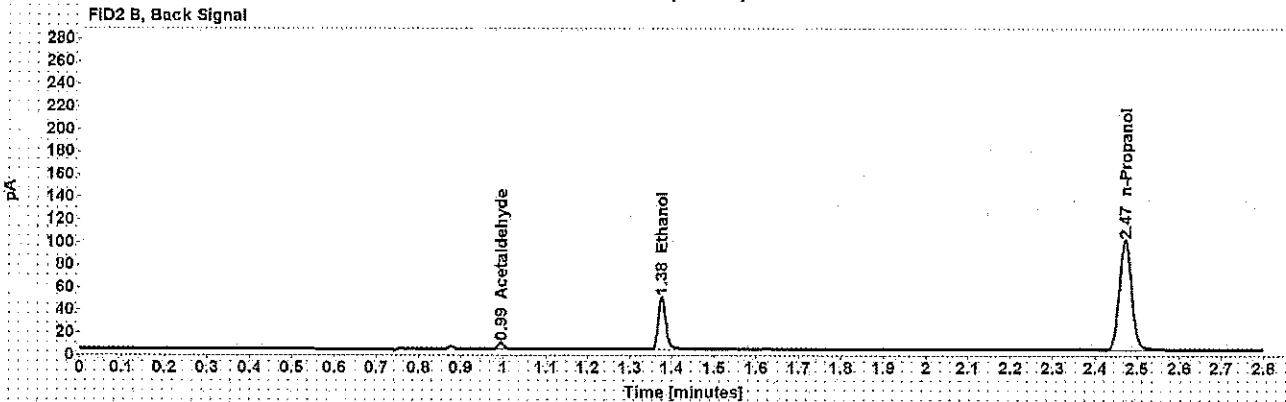
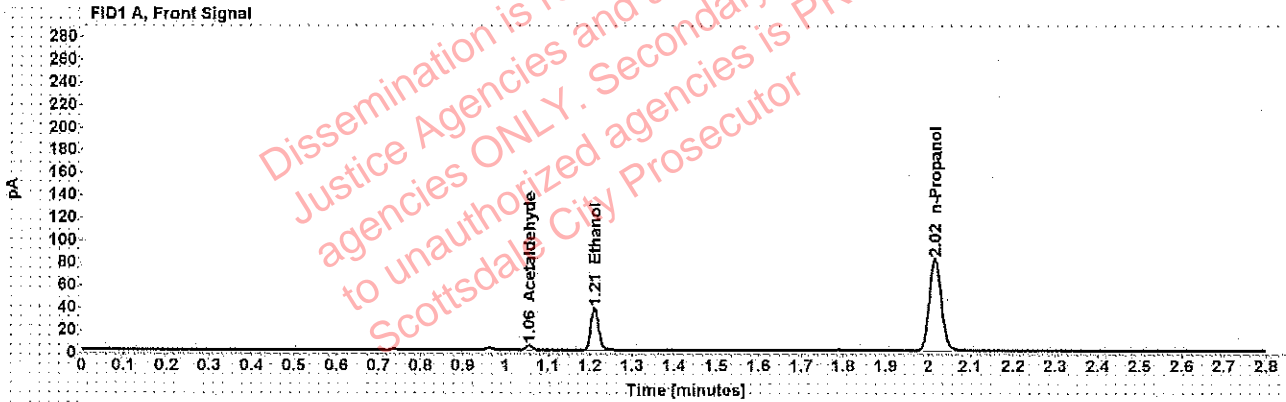


Table 1: FID 1 A (column DB-ALC1)

Compound	Amount (g/100mL)	Time (min)	Peak Area
Acetaldehyde	-----	1.055	4.131
>Ethanol	0.0747	1.211	47.840
n-Propanol	-----	2.016	162.805

Table 2: FID 2 B (column DB-ALC2)

Compound	Time (min)	Peak Area
Acetaldehyde	0.994	5.443
Ethanol	1.376	58.729
n-Propanol	2.471	199.293