

SCOTTSDALE POLICE DEPARTMENT CRIME LABORATORY BLOOD ALCOHOL FACE SHEET

ANALYSIS DATE 01/05/21 SEQUENCE NAME 05Jan21

EQUIPMENT

Pipettor Hamilton ML600EH7497 Hamilton ML600GJ10749
 Gas Chromatograph Agilent US14173023

INSTRUMENT CALIBRATION

Vial 1 0.02 calibrator Lot FN06141806 Coefficient of determination (r²)
 Vial 2 0.10 calibrator Lot FN05311902 0.99987
 Vial 3 0.20 calibrator Lot FN05101903
 Vial 4 0.40 calibrator Lot FN10051906

CALIBRATION VERIFICATION AND RESOLUTION TEST

<u>Vial</u>	<u>Sample</u>	<u>Expected result</u>	<u>Measured result</u>	<u>Manufacturer/lot</u>
5	Blank	Not detected	Not detected	SPD lab 112420AQ
6	Volatiles mix	6 compounds	6 compounds	SPD lab 070819
7	Aqueous control	0.400 g/dL	0.407 g/dL	Lipomed 11092018-A
8	Aqueous control	0.040 g/dL	0.040 g/dL	Lipomed 14082019-B
9	Blood control	0.198 g/dL	0.200 g/dL	ACQ 407041529/13
20	Aqueous control	0.080 g/dL	0.081 g/dL	Lipomed 03102016-A/1
31	Blood control	0.198 g/dL	0.201 g/dL	ACQ 407041529/13
42	Aqueous control	0.080 g/dL	0.079 g/dL	Lipomed 03102016-A/1
53	Blood control	0.198 g/dL	0.200 g/dL	ACQ 407041529/13
64	Aqueous control	0.080 g/dL	0.080 g/dL	Lipomed 03102016-A/1
75	Blood control	0.198 g/dL	0.197 g/dL	ACQ 407041529/13
86	Aqueous control	0.400 g/dL	0.403 g/dL	Lipomed 11092018-A
87	Aqueous control	0.040 g/dL	0.040 g/dL	Lipomed 14082019-B
88	Blood control	0.198 g/dL	0.196 g/dL	ACQ 407041529/13
89	Blank	Not detected	Not detected	SPD lab 111020WB

SUBJECT SAMPLES

Subjects in the sequence 35 Subjects requiring reanalysis 0

ADDITIONAL NOTES: All testing proceeded as expected.

Run valid Philo B... Run valid John Abbott
 Run invalid Analyst Run invalid Technical Reviewer

Scottsdale Police Department Crime Laboratory Sequence Quality Assurance Summary

PB

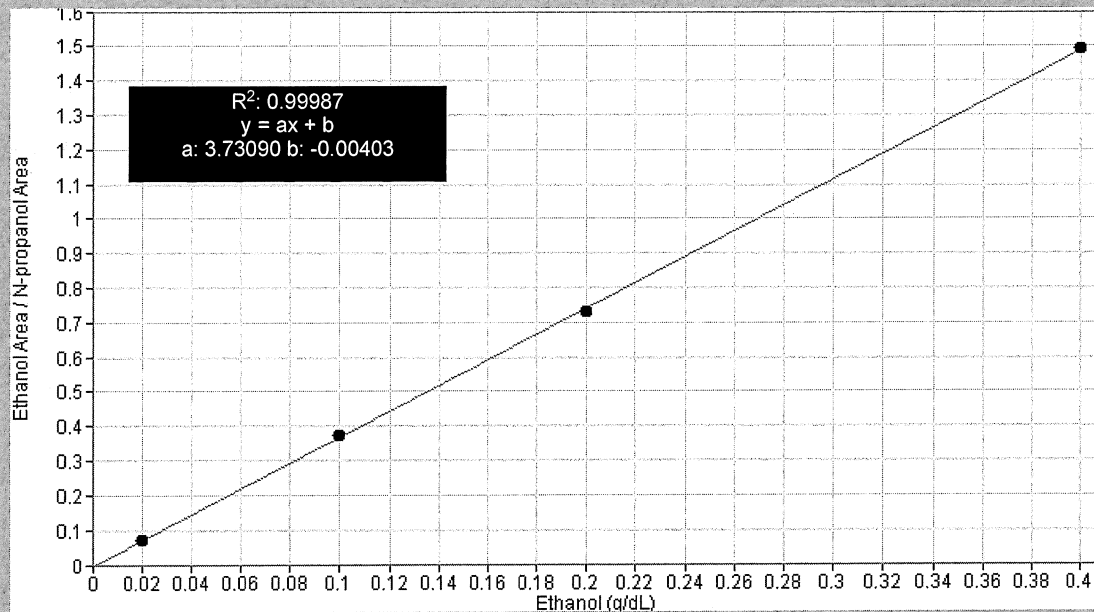
SEQUENCE NAME: 05Jan21

ANALYST: Brooke

Sample Name	Vial	Measured Value (g/dL)	Expected Value (g/dL)	Percent Difference	Absolute Difference (g/dL)
blank 112420AQ	5	negative	negative	-	-
0.400 11092018-A	7	0.407	0.400	1.75	0.007
0.040 14082019-B	8	0.040	0.040	0.00	0.000
0.198 407041529/13	9	0.200	0.198	1.01	0.002
0.080 03102016-A/1	20	0.081	0.080	1.25	0.001
0.198 407041529/13	31	0.201	0.198	1.52	0.003
0.080 03102016-A/1	42	0.079	0.080	1.25	-0.001
0.198 407041529/13	53	0.200	0.198	1.01	0.002
0.080 03102016-A/1	64	0.080	0.080	0.00	0.000
0.198 407041529/13	75	0.197	0.198	0.51	-0.001
0.400 11092018-A	86	0.403	0.400	0.75	0.003
0.040 14082019-B	87	0.040	0.040	0.00	0.000
0.198 407041529/13	88	0.196	0.198	1.01	-0.002
blank 111020VB	89	negative	negative	-	-

Calibrator	Ethanol Area	N-propanol Area	Ratio
0.020	12.386	170.106	0.073
0.100	63.441	170.057	0.373
0.200	120.776	165.013	0.732
0.400	250.349	167.757	1.492

Calibration Line



Scottsdale Police Department Crime Lab Volatiles Analysis

Sample:	FN06141806	Vial:	1
Description:	0.020 calibrator	Sequence:	05Jan21
Method:	ethanol quant.M	Injection date:	1/5/2021 2:02:46 PM
Instrument:	US14173023 CN14160045	Analyst:	Brooke <i>JB</i>
Data file:	C:\Chem32\1\Data\05Jan21\1.D		

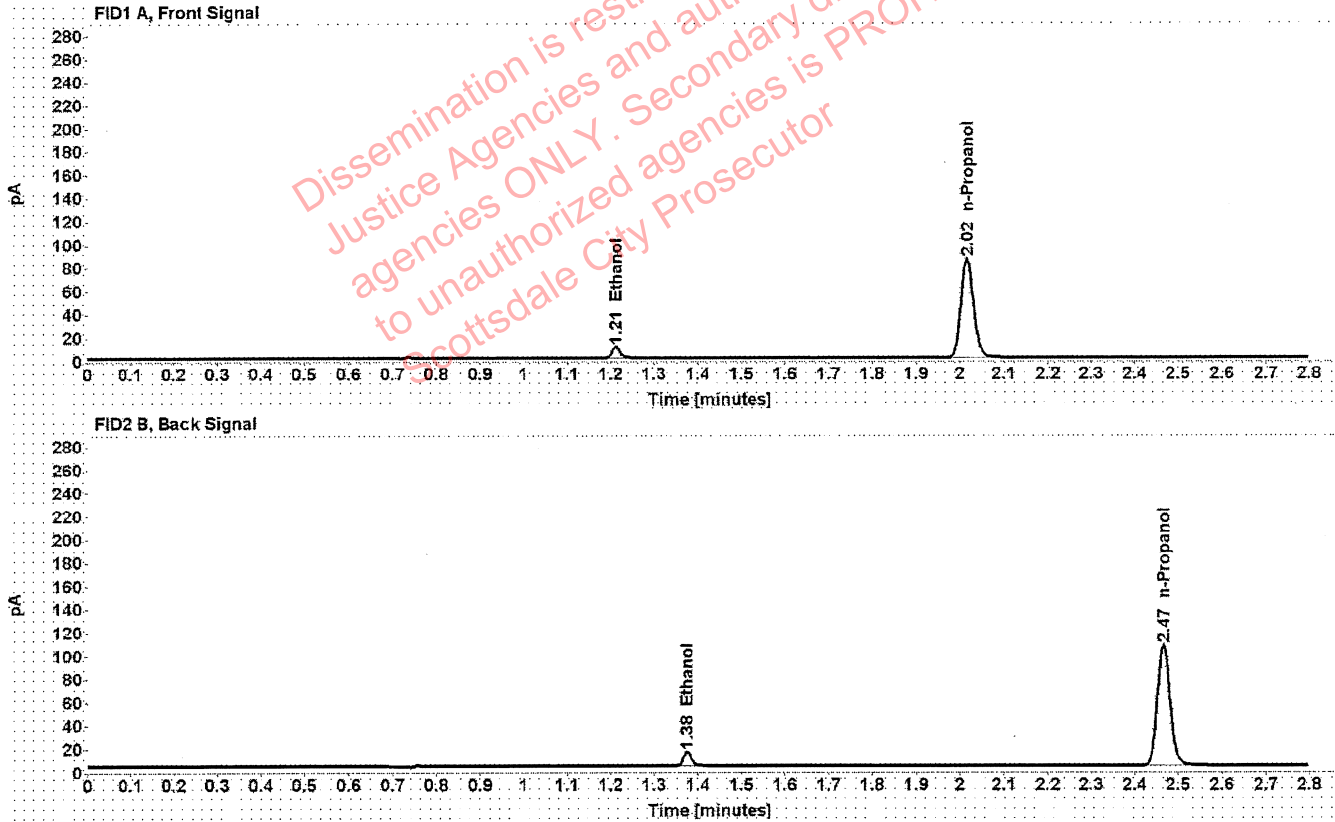


Table 1: FID 1 A (column DB-ALC1)

Compound	Time (min)	Peak Area
Ethanol	1.212	12.386
n-Propanol	2.016	170.106

Table 2: FID 2 B (column DB-ALC2)

Compound	Time (min)	Peak Area
Ethanol	1.375	15.425
n-Propanol	2.467	209.842

Scottsdale Police Department Crime Lab Volatiles Analysis

Sample:	FN05311902	Vial:	2
Description:	0.100 calibrator	Sequence:	05Jan21
Method:	ethanol quant.M	Injection date:	1/5/2021 2:06:46 PM
Instrument:	US14173023 CN14160045	Analyst:	Brooke <i>BB</i>
Data file:	C:\Chem32\1\Data\05Jan21\2.D		

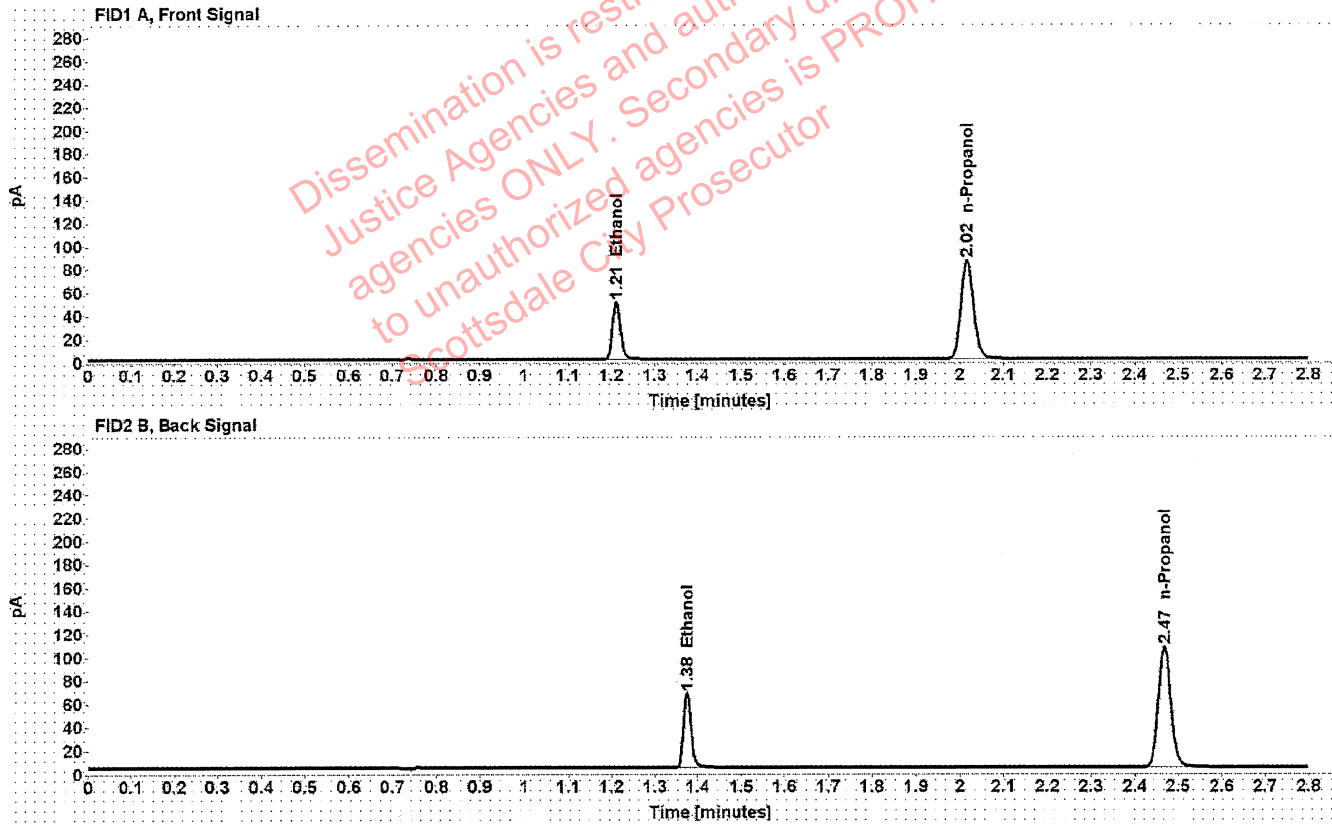


Table 1: FID 1 A (column DB-ALC1)

Compound	Time (min)	Peak Area
Ethanol	1.211	63.441
n-Propanol	2.017	170.057

Table 2: FID 2 B (column DB-ALC2)

Compound	Time (min)	Peak Area
Ethanol	1.375	79.233
n-Propanol	2.468	209.982

Scottsdale Police Department Crime Lab Volatiles Analysis

Sample: FN05101903	Vial: 3
Description: 0.200 calibrator	Sequence: 05Jan21
Method: ethanol quant.M	Injection date: 1/5/2021 2:10:45 PM
Instrument: US14173023 CN14160045	Analyst: Brooke <i>RB</i>
Data file: C:\Chem32\1\Data\05Jan21\3.D	

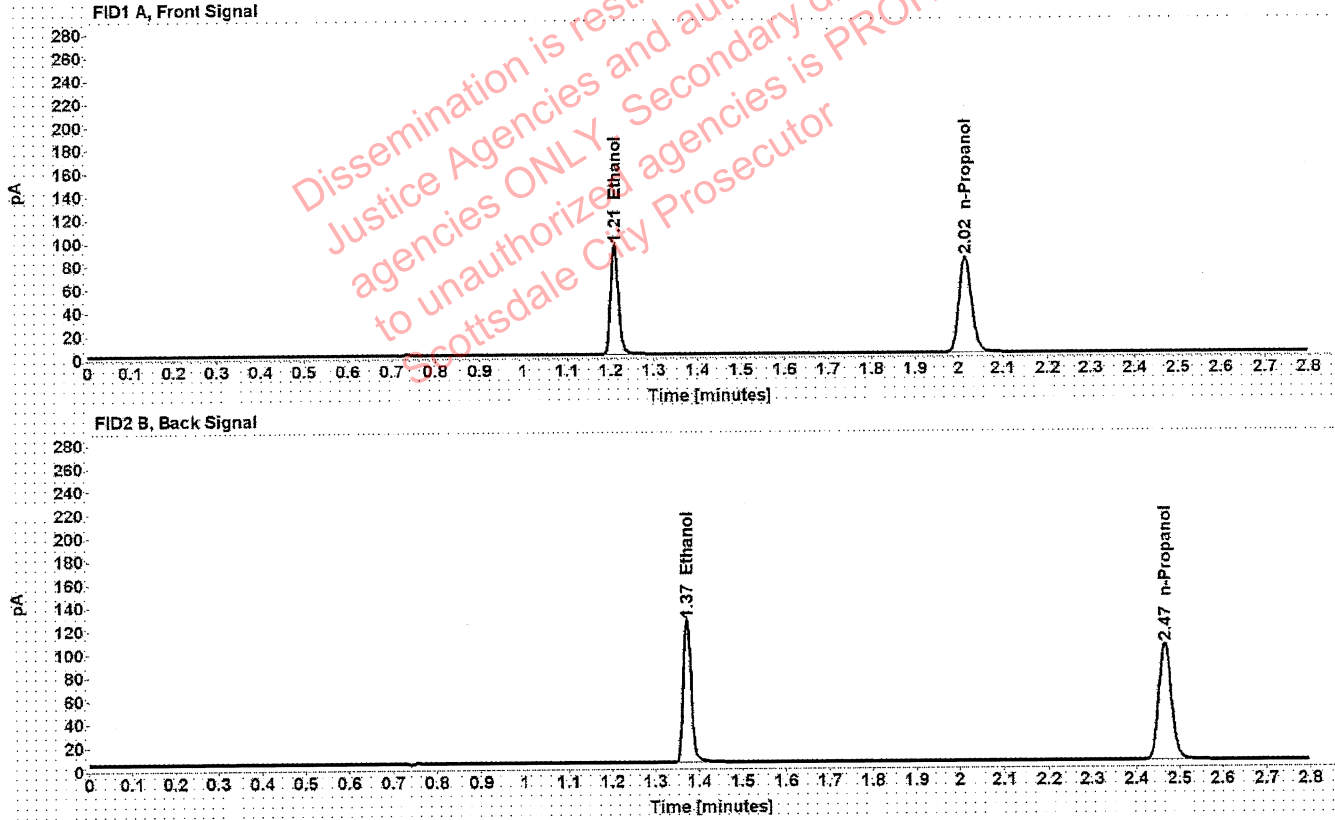


Table 1: FID 1 A (column DB-ALC1)

Compound	Time (min)	Peak Area
Ethanol	1.209	120.776
n-Propanol	2.015	165.013

Table 2: FID 2 B (column DB-ALC2)

Compound	Time (min)	Peak Area
Ethanol	1.372	151.325
n-Propanol	2.466	203.705

Scottsdale Police Department Crime Lab Volatiles Analysis

Sample: FN10051906	Vial: 4
Description: 0.400 calibrator	Sequence: 05Jan21
Method: ethanol quant.M	Injection date: 1/5/2021 2:14:46 PM
Instrument: US14173023 CN14160045	Analyst: Brooke <i>PB</i>
Data file: C:\Chem32\1\Data\05Jan21\4.D	

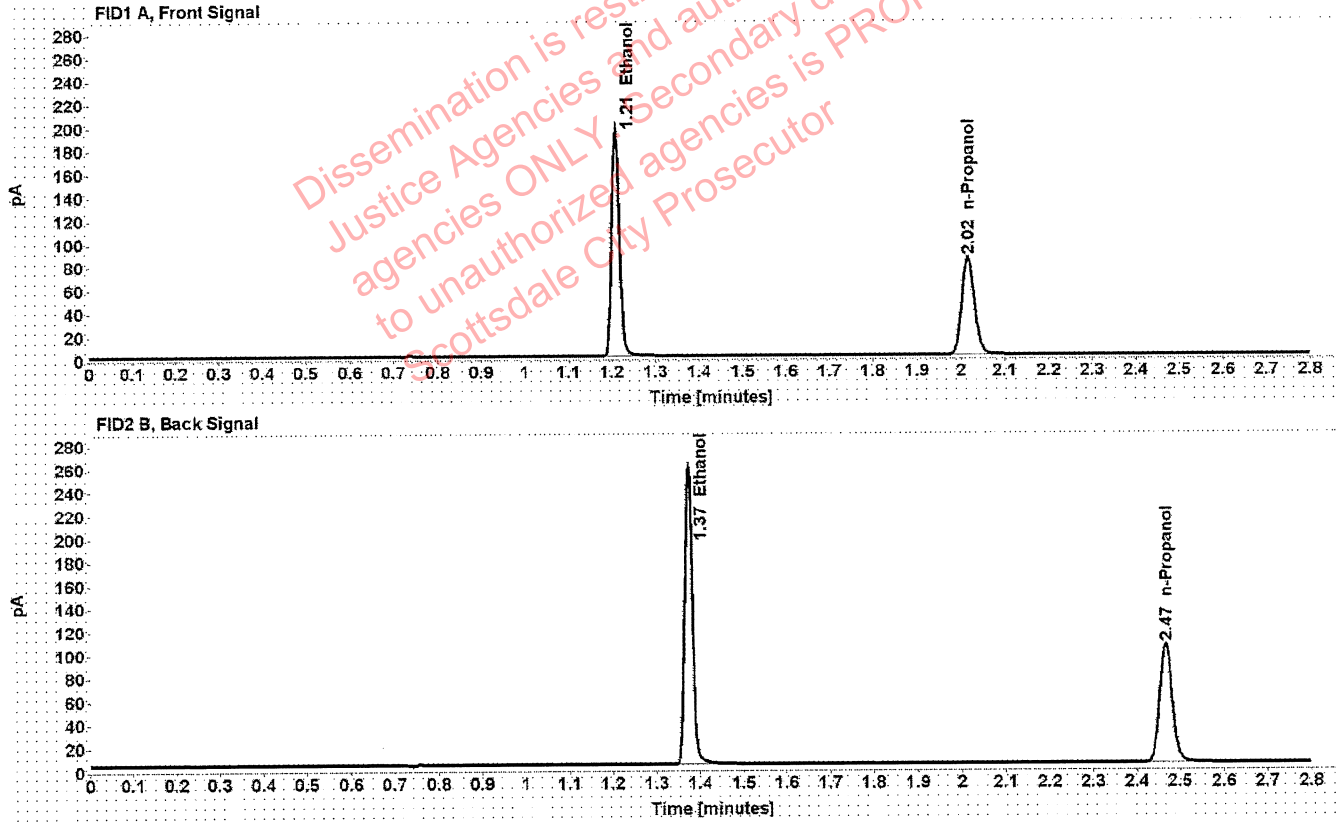


Table 1: FID 1 A (column DB-ALC1)

Compound	Time (min)	Peak Area
Ethanol	1.209	250.349
n-Propanol	2.016	167.757

Table 2: FID 2 B (column DB-ALC2)

Compound	Time (min)	Peak Area
Ethanol	1.373	314.094
n-Propanol	2.467	207.548

Scottsdale Police Department Crime Lab Volatiles Analysis

Sample:	112420AQ	Vial:	5
Description:	Negative	LIMS ID:	
Method:	ethanol quant.M	Sequence:	05Jan21
Instrument:	US14173023 CN14160045	Injection date:	1/5/2021 2:18:45 PM
Data file:	C:\Chem32\1\Data\05Jan21\5.D	Analyst:	Brooke ^{FB}

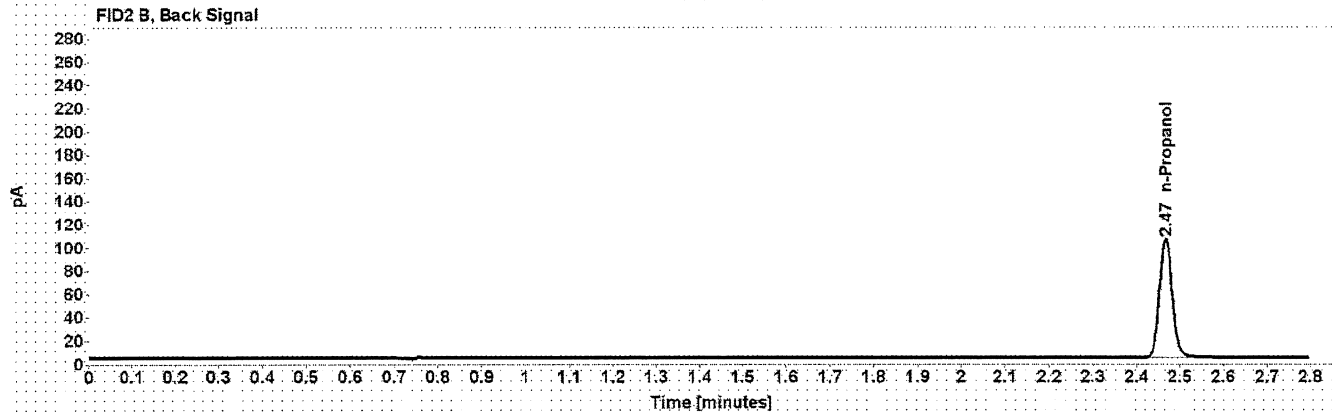
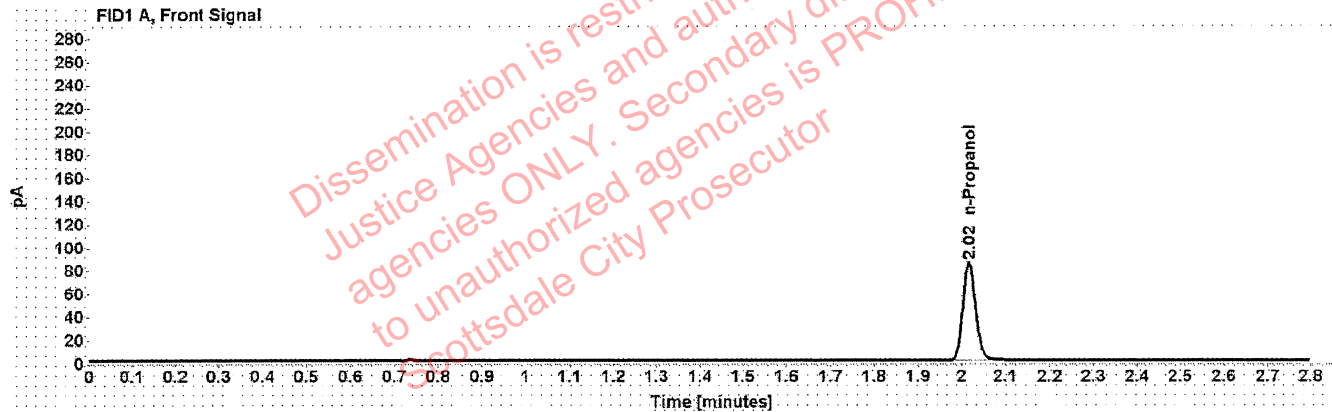


Table 1: FID 1 A (column DB-ALC1)

Compound	Amount (g/100mL)	Time (min)	Peak Area
n-Propanol	-----	2.016	168.746

Table 2: FID 2 B (column DB-ALC2)

Compound	Time (min)	Peak Area
n-Propanol	2.467	208.018

Scottsdale Police Department Crime Lab Volatiles Analysis

Sample:	070819MIX	Vial:	6
Description:	Volatiles mix	LIMS ID:	
Method:	ethanol quant.M	Sequence:	05Jan21
Instrument:	US14173023 CN14160045	Injection date:	1/5/2021 2:22:46 PM
Data file:	C:\Chem32\1\Data\05Jan21\6.D	Analyst:	Brooke <i>BB</i>

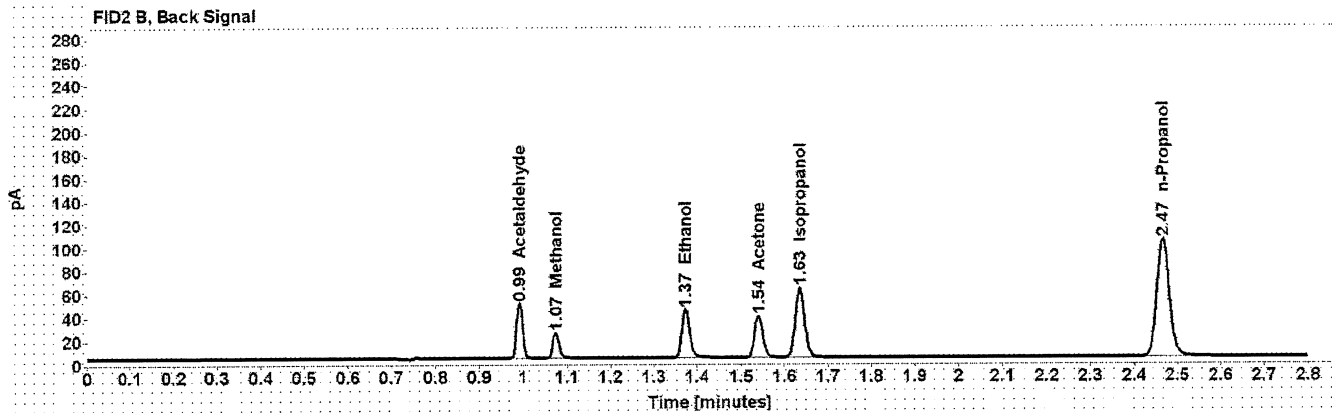
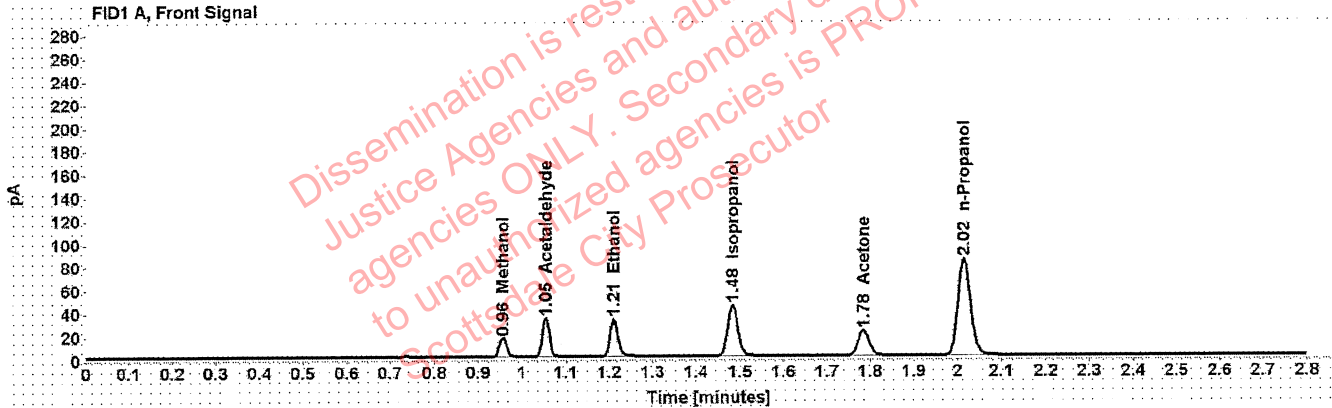


Table 1: FID 1 A (column DB-ALC1)

Compound	Amount (g/100mL)	Time (min)	Peak Area
Methanol	-----	0.956	18.224
Acetaldehyde	-----	1.054	36.508
>Ethanol	0.0678	1.210	41.507
Isopropanol	-----	1.483	70.842
Acetone	-----	1.784	38.023
n-Propanol	-----	2.015	166.631

Table 2: FID 2 B (column DB-ALC2)

Compound	Time (min)	Peak Area
Acetaldehyde	0.991	47.274
Methanol	1.075	23.364
Ethanol	1.373	51.650
Acetone	1.540	47.205
Isopropanol	1.635	91.007
n-Propanol	2.466	205.909

Scottsdale Police Department Crime Lab Volatiles Analysis

Sample:	11092018-A	Vial:	7
Description:	0.400	LIMS ID:	
Method:	ethanol quant.M	Sequence:	05Jan21
Instrument:	US14173023 CN14160045	Injection date:	1/5/2021 2:27:00 PM
Data file:	C:\Chem32\1\Data\05Jan21\7.D	Analyst:	Brooke <i>JB</i>

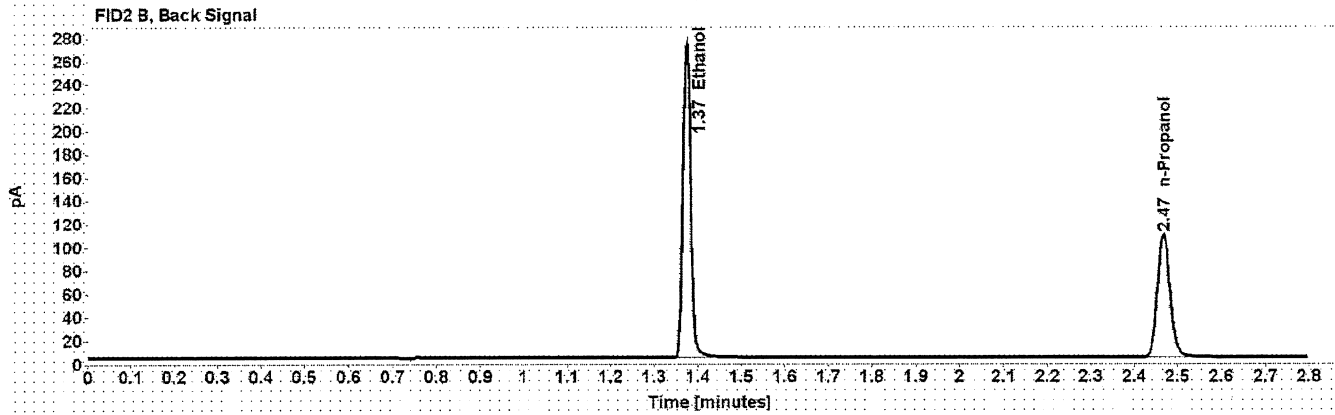
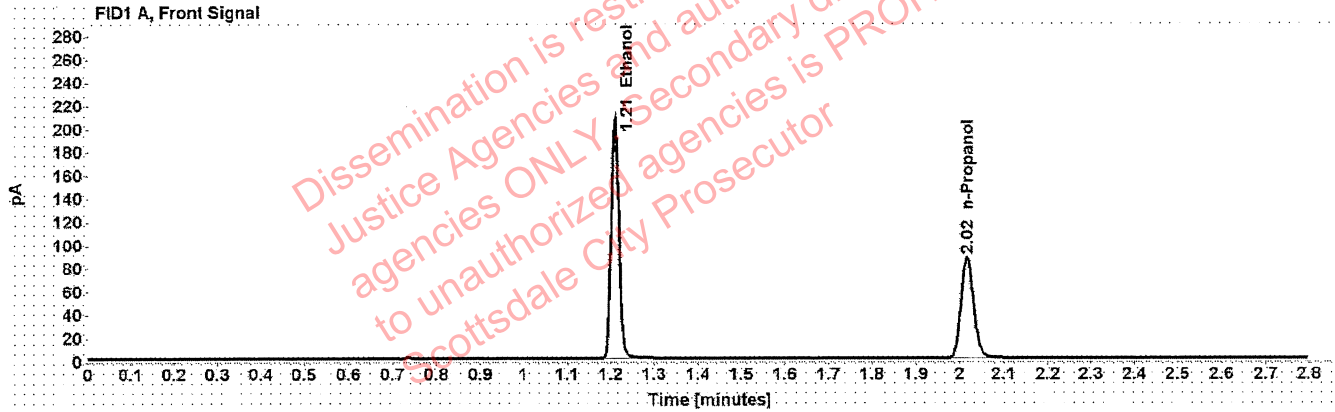


Table 1: FID 1 A (column DB-ALC1)

Compound	Amount (g/100mL)	Time (min)	Peak Area
>Ethanol	0.4072	1.210	263.829
n-Propanol	-----	2.017	174.118

Table 2: FID 2 B (column DB-ALC2)

Compound	Time (min)	Peak Area
Ethanol	1.375	331.006
n-Propanol	2.468	215.014

Scottsdale Police Department Crime Lab Volatiles Analysis

Sample: 14082019-B	Vial: 8
Description: 0.040	LIMS ID:
Method: ethanol quant.M	Sequence: 05Jan21
Instrument: US14173023 CN14160045	Injection date: 1/5/2021 2:31:01 PM
Data file: C:\Chem32\1\Data\05Jan21\8.D	Analyst: Brooke <i>BB</i>

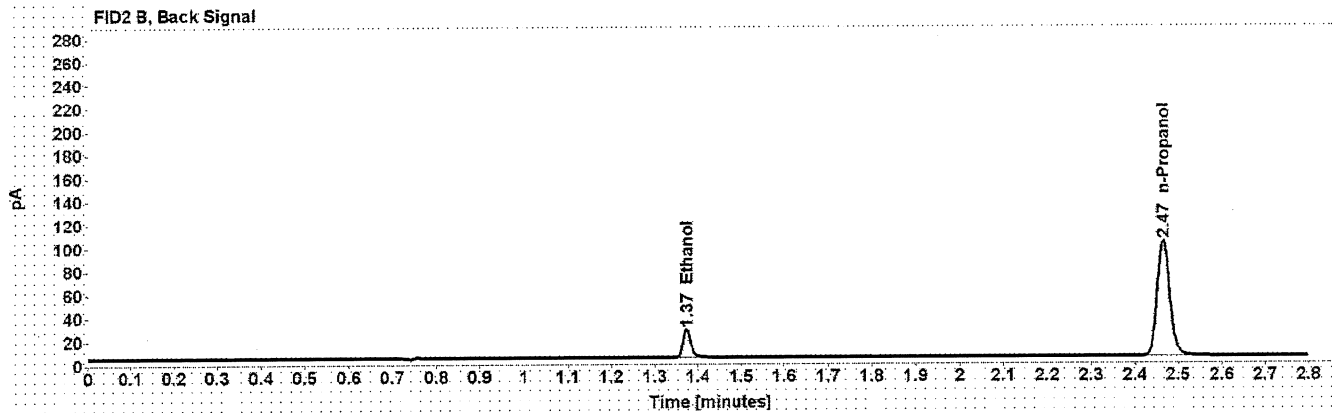
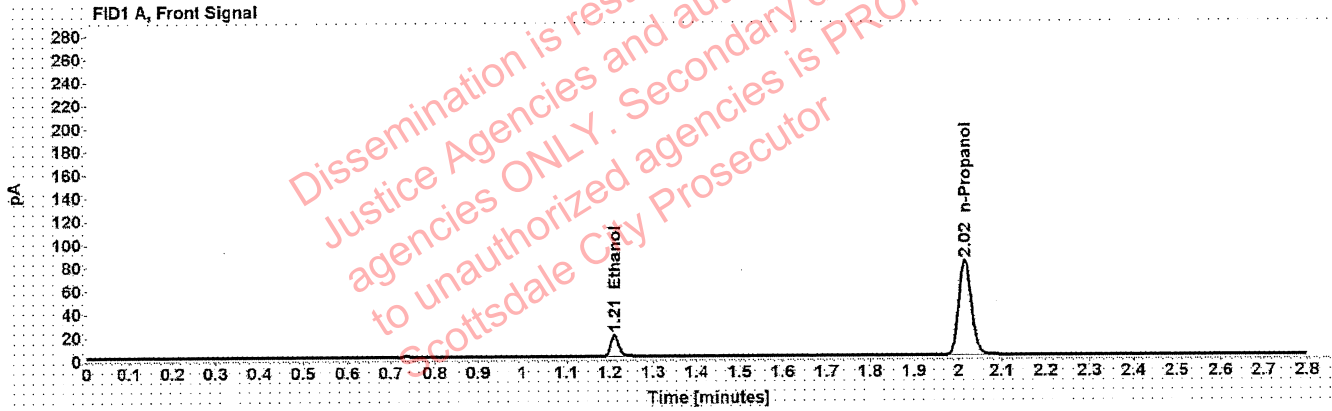


Table 1: FID 1 A (column DB-ALC1)

Compound	Amount (g/100mL)	Time (min)	Peak Area
>Ethanol	0.0403	1.211	24.020
n-Propanol	-----	2.015	164.144

Table 2: FID 2 B (column DB-ALC2)

Compound	Time (min)	Peak Area
Ethanol	1.374	29.931
n-Propanol	2.466	202.241

Scottsdale Police Department Crime Lab Volatiles Analysis

Sample: 407041529/13	Vial: 9
Description: 0.198	LIMS ID:
Method: ethanol quant.M	Sequence: 05Jan21
Instrument: US14173023 CN14160045	Injection date: 1/5/2021 2:35:00 PM
Data file: C:\Chem32\1\Data\05Jan21\9.D	Analyst: Brooke <i>BS</i>

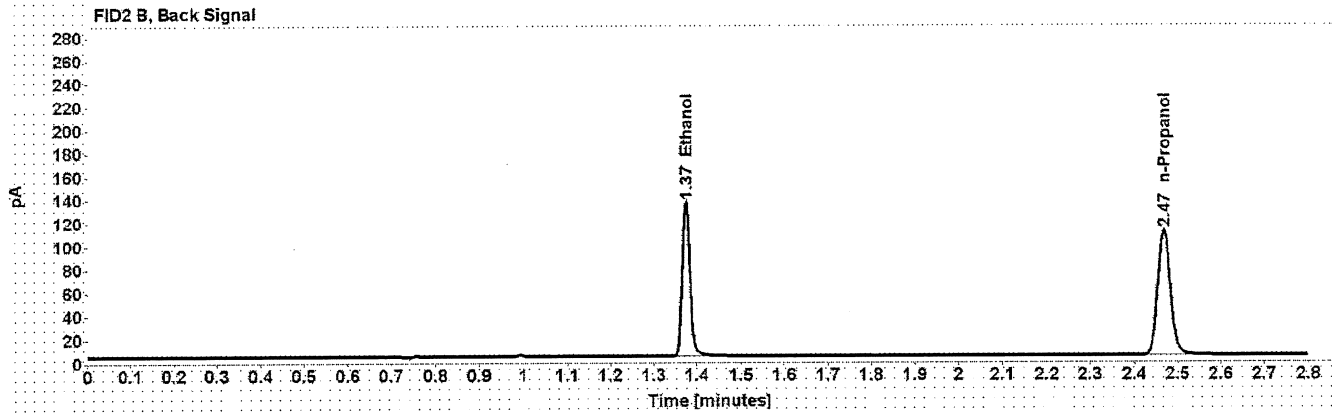
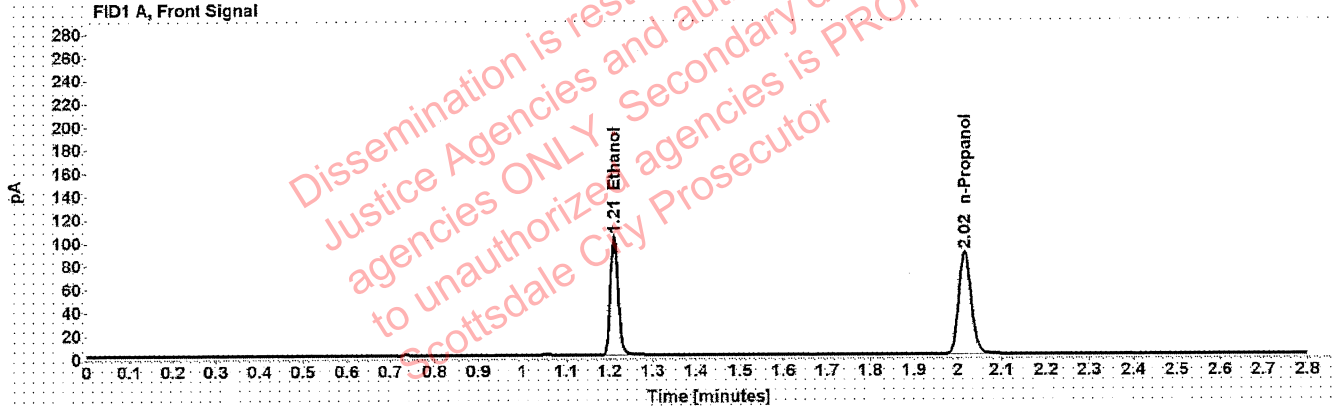


Table 1: FID 1 A (column DB-ALC1)

Compound	Amount (g/100mL)	Time (min)	Peak Area
>Ethanol	0.2006	1.210	131.378
n-Propanol	-----	2.017	176.501

Table 2: FID 2 B (column DB-ALC2)

Compound	Time (min)	Peak Area
Ethanol	1.375	164.311
n-Propanol	2.468	217.638

Scottsdale Police Department Crime Lab Volatiles Analysis

Sample:	03102016-A/1	Vial:	20
Description:	0.080	LIMS ID:	
Method:	ethanol quant.M	Sequence:	05Jan21
Instrument:	US14173023 CN14160045	Injection date:	1/5/2021 3:19:31 PM
Data file:	C:\Chem32\1\Data\05Jan21\20.D	Analyst:	Brooke ^{FB}

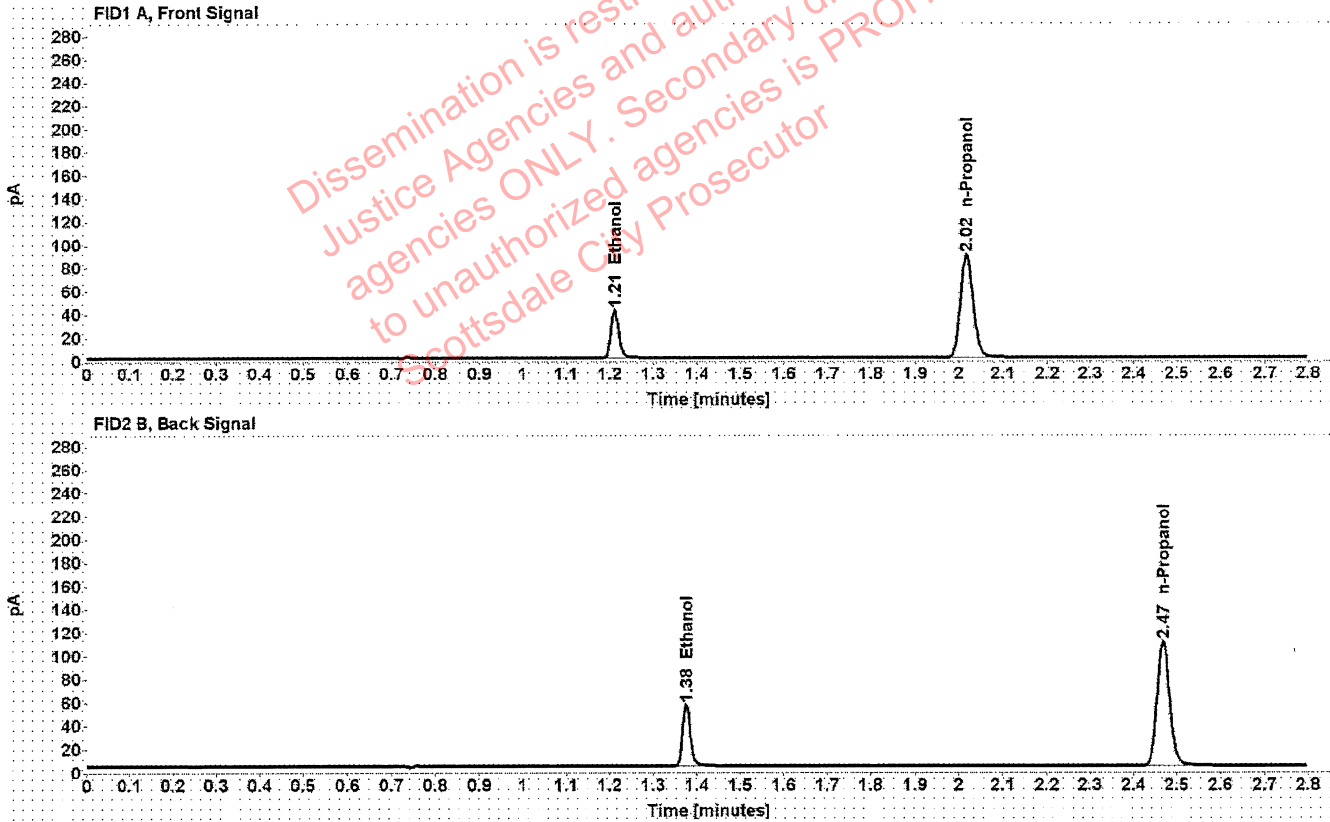


Table 1: FID 1 A (column DB-ALC1)

Compound	Amount (g/100mL)	Time (min)	Peak Area
>Ethanol	0.0813	1.211	52.998
n-Propanol	-----	2.017	177.182

Table 2: FID 2 B (column DB-ALC2)

Compound	Time (min)	Peak Area
Ethanol	1.376	65.991
n-Propanol	2.469	217.440

Scottsdale Police Department Crime Lab Volatiles Analysis

Sample: 407041529/13	Vial: 31
Description: 0.198	LIMS ID:
Method: ethanol quant.M	Sequence: 05Jan21
Instrument: US14173023 CN14160045	Injection date: 1/5/2021 4:04:00 PM
Data file: C:\Chem32\1\Data\05Jan21\31.D	Analyst: Brooke <i>MB</i>

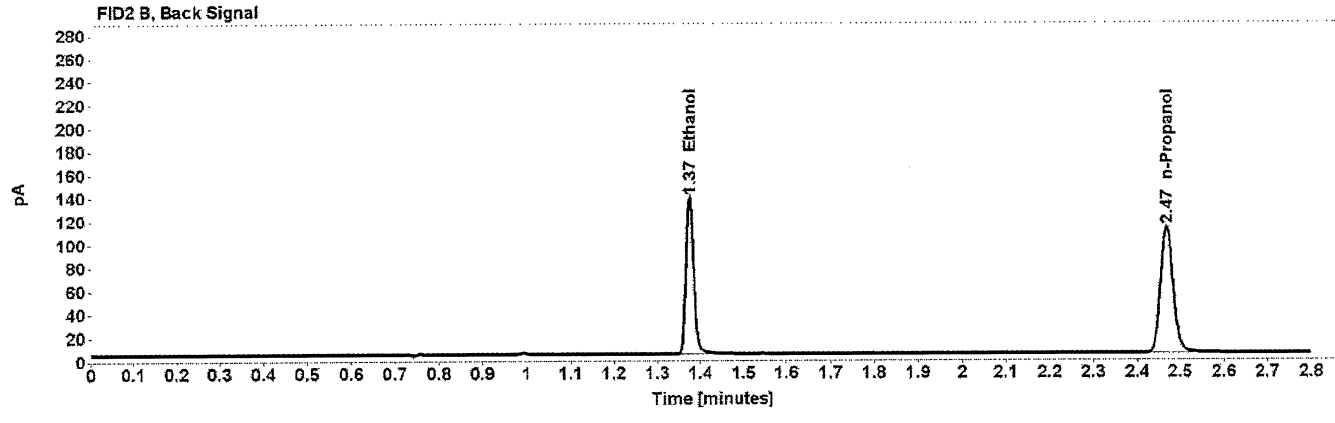
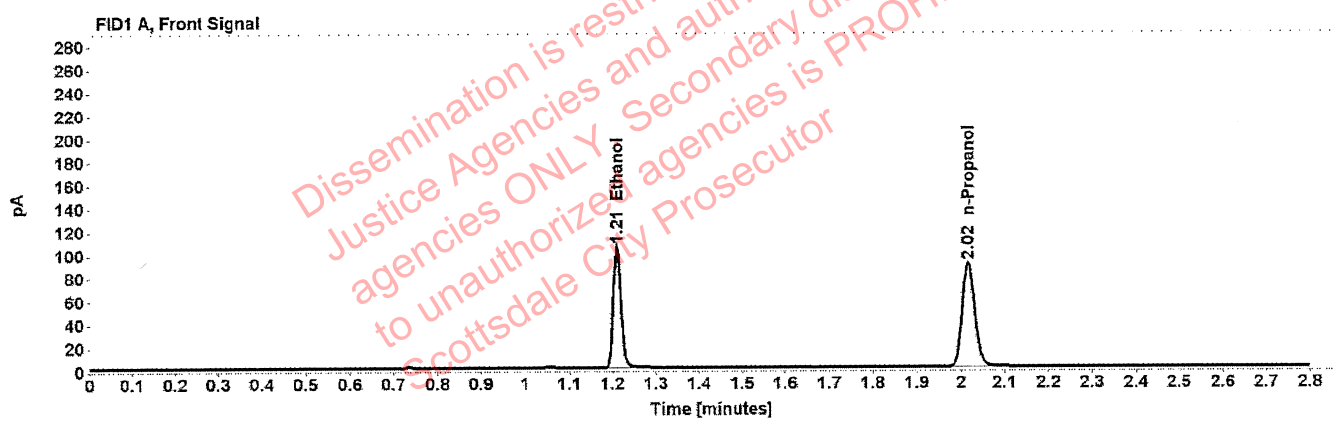


Table 1: FID 1 A (column DB-ALC1)

Compound	Amount (g/100mL)	Time (min)	Peak Area
>Ethanol	0.2011	1.210	133.807
n-Propanol	-----	2.017	179.270

Table 2: FID 2 B (column DB-ALC2)

Compound	Time (min)	Peak Area
Ethanol	1.375	167.165
n-Propanol	2.468	220.334

Scottsdale Police Department Crime Lab Volatiles Analysis

Sample: 03102016-A/1	Vial: 42
Description: 0.080	LIMS ID:
Method: ethanol quant.M	Sequence: 05Jan21
Instrument: US14173023 CN14160045	Injection date: 1/5/2021 4:48:15 PM
Data file: C:\Chem32\1\Data\05Jan21\42.D	Analyst: Brooke <i>FB</i>

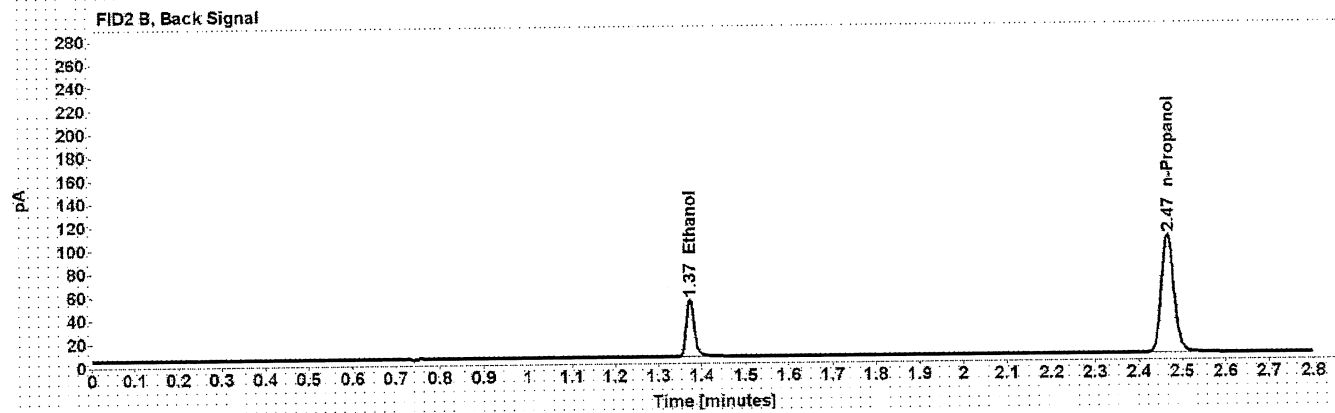
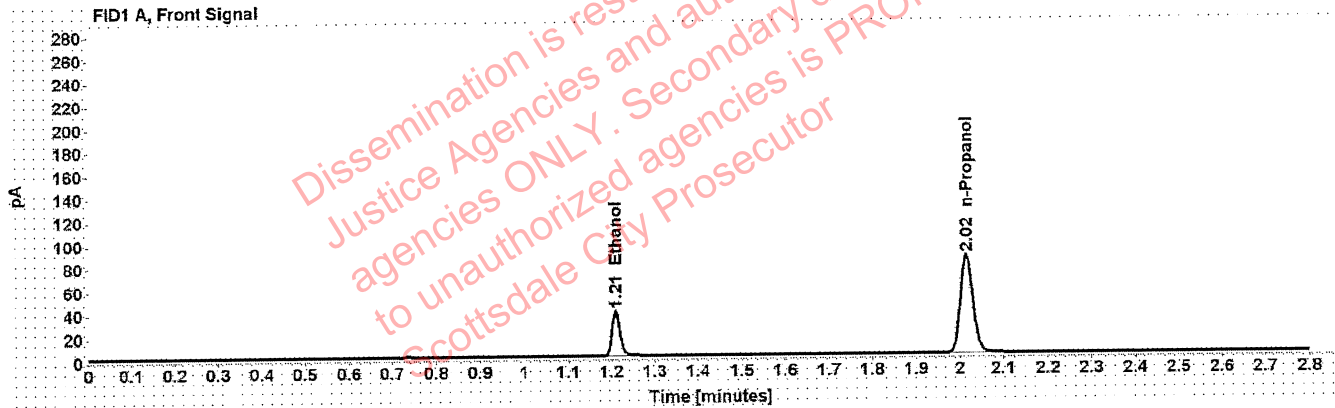


Table 1: FID 1 A (column DB-ALC1)

Compound	Amount (g/100mL)	Time (min)	Peak Area
>Ethanol	0.0795	1.210	49.442
n-Propanol	-----	2.016	168.957

Table 2: FID 2 B (column DB-ALC2)

Compound	Time (min)	Peak Area
Ethanol	1.373	61.572
n-Propanol	2.466	207.191

Scottsdale Police Department Crime Lab Volatiles Analysis

Sample:	407041529/13	Vial:	53
Description:	0.198	LIMS ID:	
Method:	ethanol quant.M	Sequence:	05Jan21
Instrument:	US14173023 CN14160045	Injection date:	1/5/2021 5:32:46 PM
Data file:	C:\Chem32\1\Data\05Jan21\53.D	Analyst:	Brooke <i>TB</i>

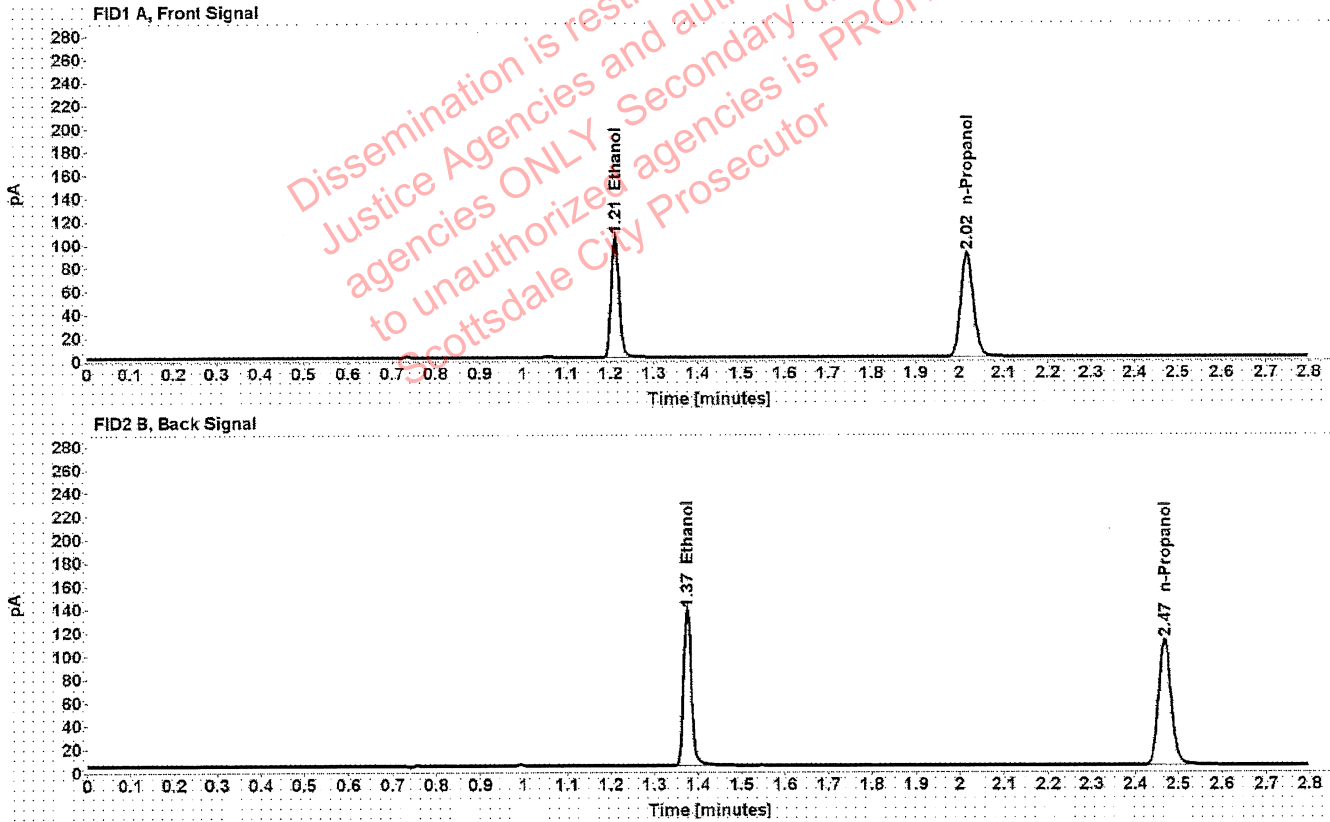


Table 1: FID 1 A (column DB-ALC1)

Compound	Amount (g/100mL)	Time (min)	Peak Area
>Ethanol	0.2009	1.210	133.578
n-Propanol	-----	2.017	179.185

Table 2: FID 2 B (column DB-ALC2)

Compound	Time (min)	Peak Area
Ethanol	1.375	166.980
n-Propanol	2.468	220.133

Scottsdale Police Department Crime Lab Volatiles Analysis

Sample: 03102016-A/1	Vial: 64
Description: 0.080	LIMS ID:
Method: ethanol quant.M	Sequence: 05Jan21
Instrument: US14173023 CN14160045	Injection date: 1/5/2021 6:17:16 PM
Data file: C:\Chem32\1\Data\05Jan21\64.D	Analyst: Brooke FB

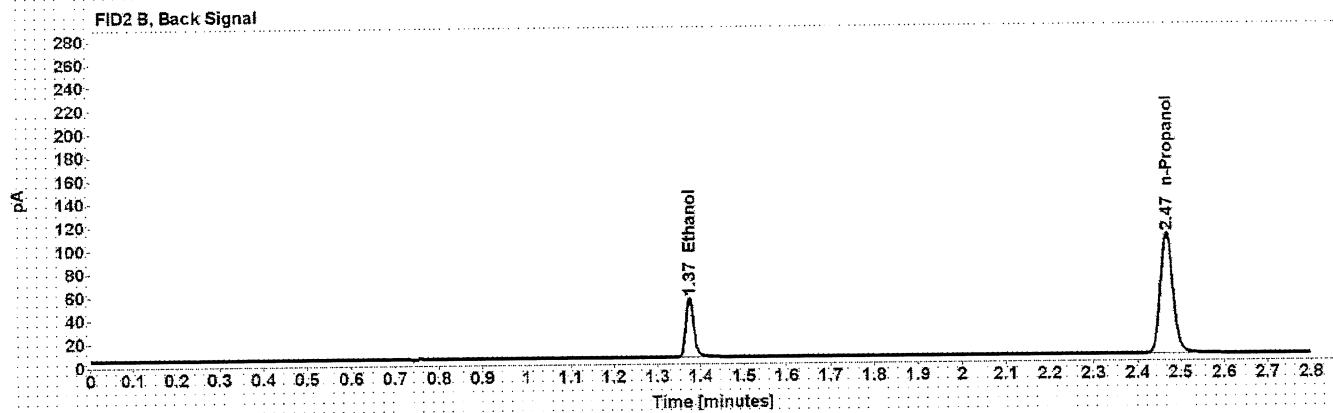
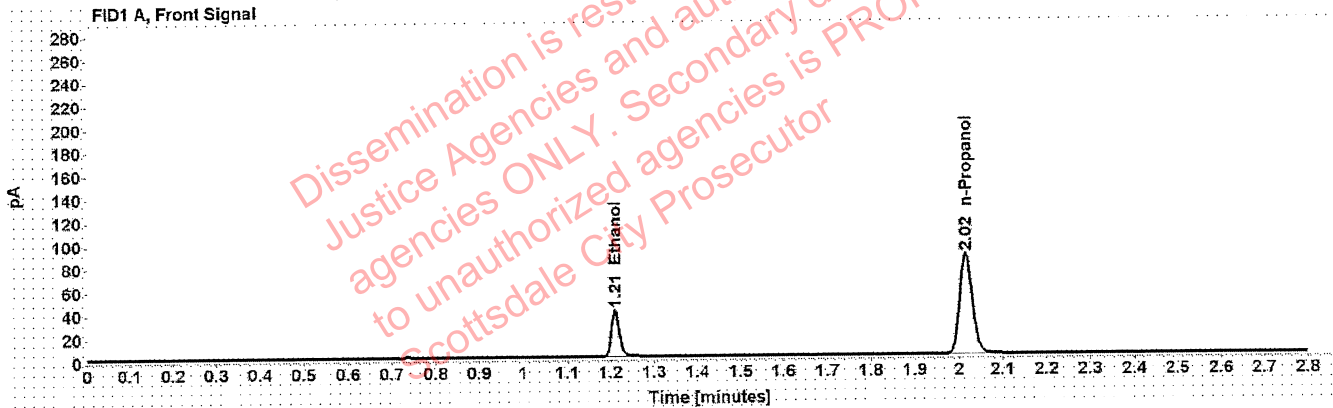


Table 1: FID 1 A (column DB-ALC1)

Compound	Amount (g/100mL)	Time (min)	Peak Area
>Ethanol	0.0805	1.211	51.073
n-Propanol	-----	2.016	172.434

Table 2: FID 2 B (column DB-ALC2)

Compound	Time (min)	Peak Area
Ethanol	1.374	63.213
n-Propanol	2.467	211.296

Scottsdale Police Department Crime Lab Volatiles Analysis

Sample: 407041529/13	Vial: 75
Description: 0.198	LIMS ID:
Method: ethanol quant.M	Sequence: 05Jan21
Instrument: US14173023 CN14160045	Injection date: 1/5/2021 7:01:46 PM
Data file: C:\Chem32\1\Data\05Jan21\75.D	Analyst: Brooke VA

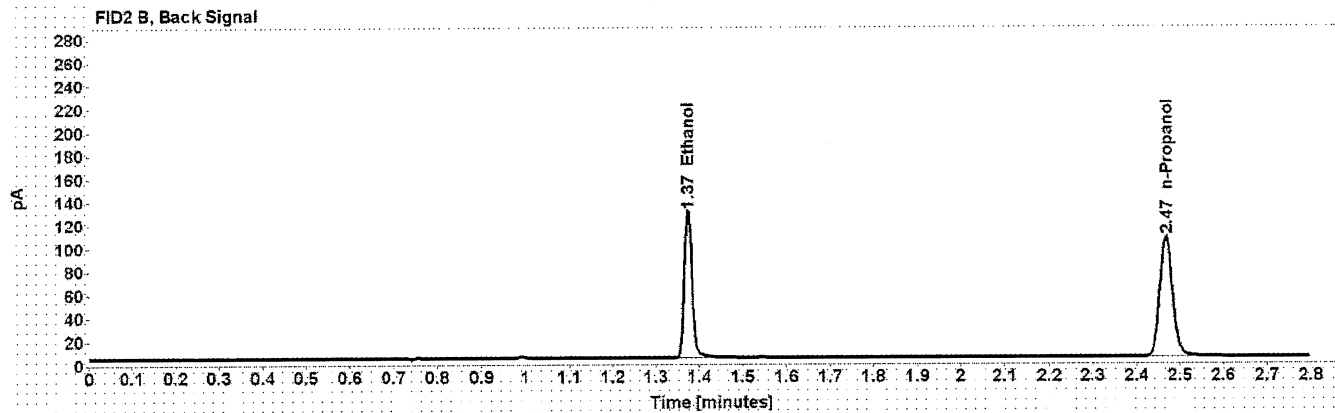
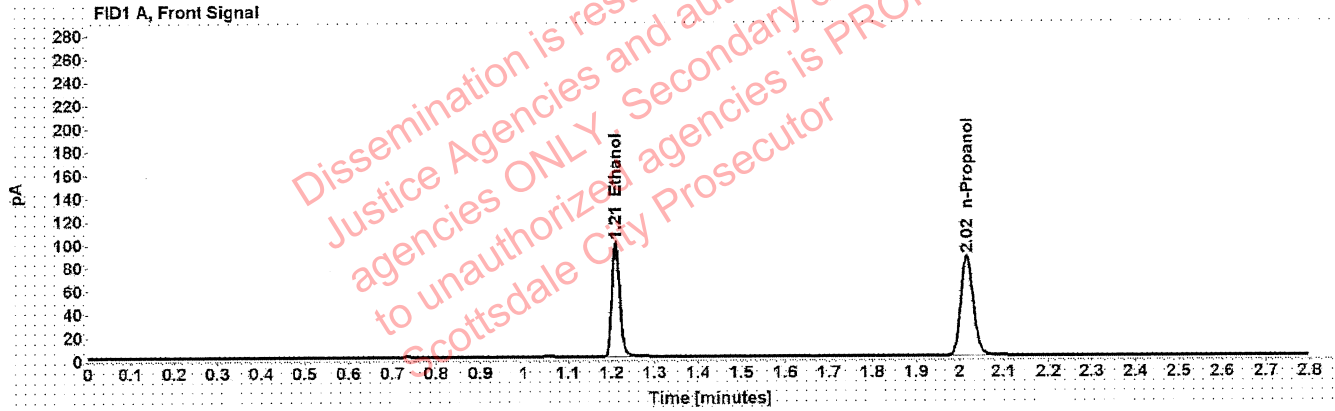


Table 1: FID 1 A (column DB-ALC1)

Compound	Amount (g/100mL)	Time (min)	Peak Area
>Ethanol	0.1975	1.210	126.404
n-Propanol	-----	2.016	172.507

Table 2: FID 2 B (column DB-ALC2)

Compound	Time (min)	Peak Area
Ethanol	1.374	157.929
n-Propanol	2.468	211.478

Scottsdale Police Department Crime Lab Volatiles Analysis

Sample: 11092018-A	Vial: 86
Description: 0.400	LIMS ID:
Method: ethanol quant.M	Sequence: 05Jan21
Instrument: US14173023 CN14160045	Injection date: 1/5/2021 7:46:16 PM
Data file: C:\Chem32\1\Data\05Jan21\86.D	Analyst: Brooke AD

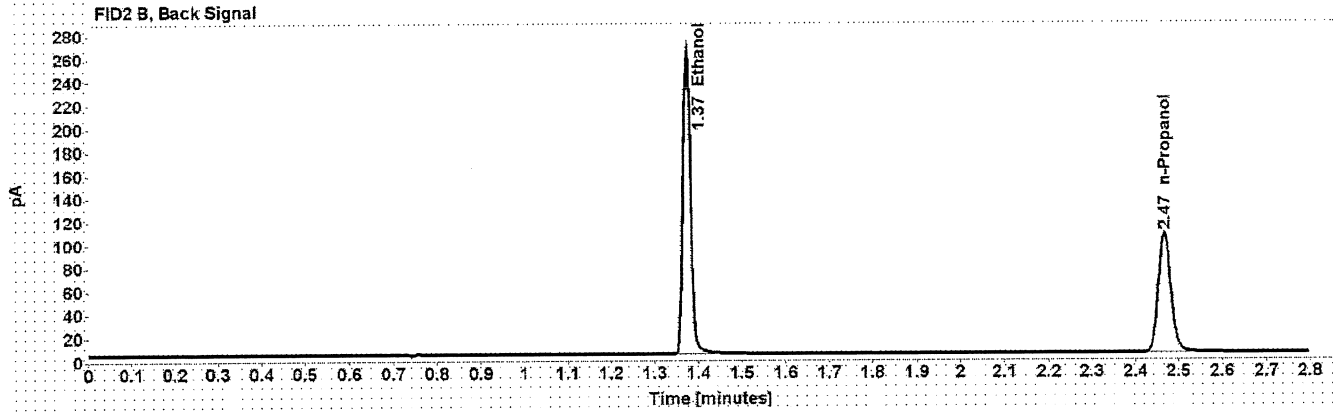
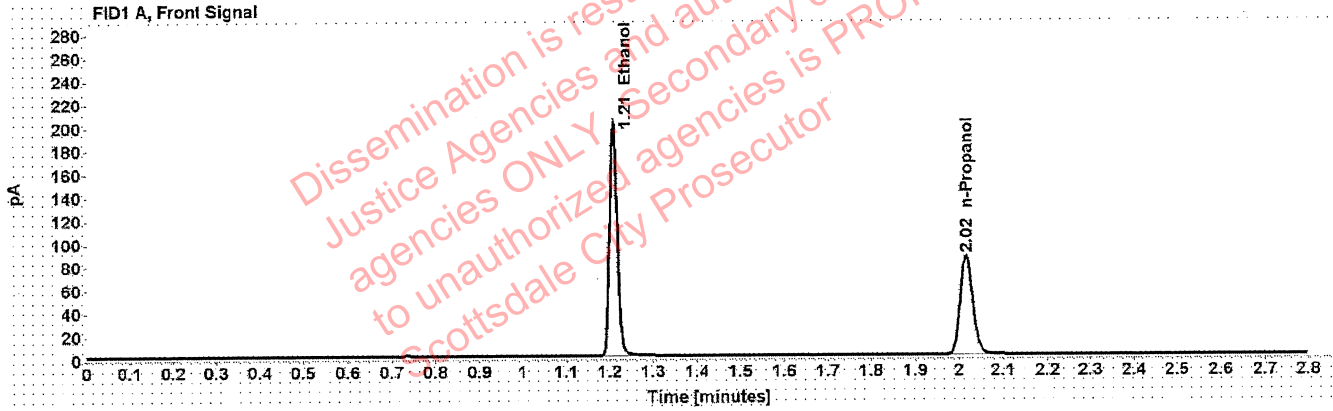


Table 1: FID 1 A (column DB-ALC1)

Compound	Amount (g/100mL)	Time (min)	Peak Area
>Ethanol	0.4032	1.209	256.773
n-Propanol	-----	2.016	171.150

Table 2: FID 2 B (column DB-ALC2)

Compound	Time (min)	Peak Area
Ethanol	1.373	321.224
n-Propanol	2.467	210.327

Scottsdale Police Department Crime Lab Volatiles Analysis

Sample: 14082019-B	Vial: 87
Description: 0.040	LIMS ID:
Method: ethanol quant.M	Sequence: 05Jan21
Instrument: US14173023 CN14160045	Injection date: 1/5/2021 7:50:16 PM
Data file: C:\Chem32\1\Data\05Jan21\87.D	Analyst: Brooke <i>BS</i>

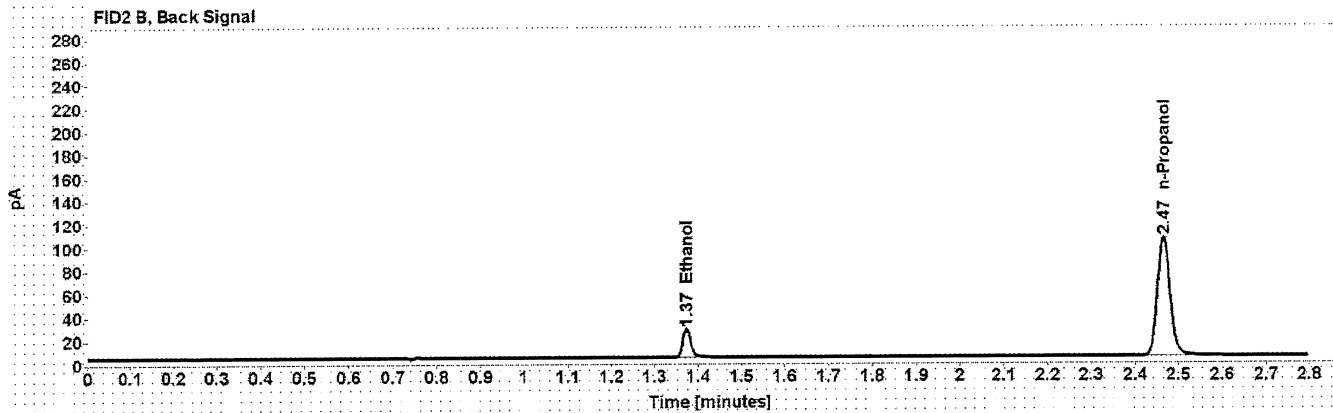
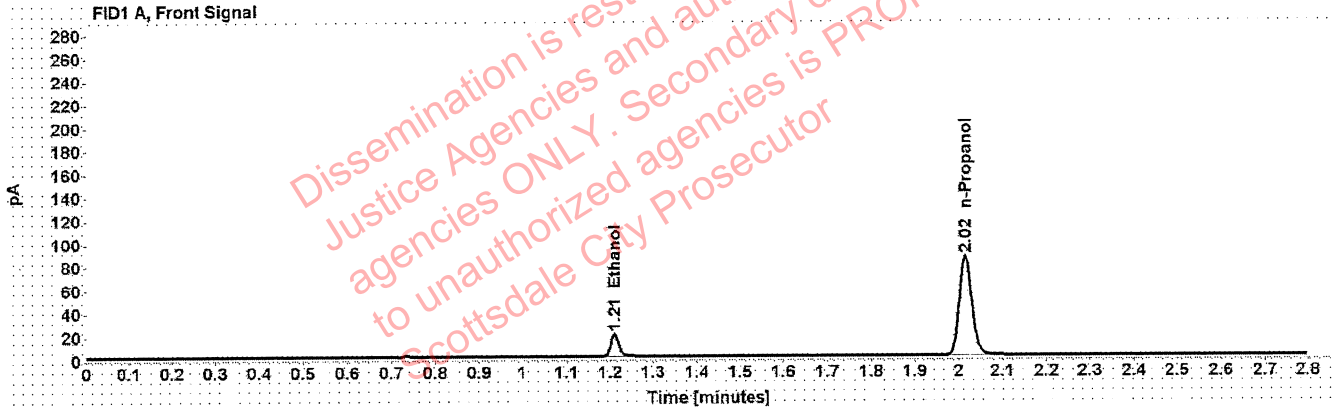


Table 1: FID 1 A (column DB-ALC1)

Compound	Amount (g/100mL)	Time (min)	Peak Area
>Ethanol	0.0403	1.210	24.993
n-Propanol	-----	2.015	170.893

Table 2: FID 2 B (column DB-ALC2)

Compound	Time (min)	Peak Area
Ethanol	1.373	30.923
n-Propanol	2.466	209.205

Scottsdale Police Department Crime Lab Volatiles Analysis

Sample: 407041529/13	Vial: 88
Description: 0.198	LIMS ID:
Method: ethanol quant.M	Sequence: 05Jan21
Instrument: US14173023 CN14160045	Injection date: 1/5/2021 7:54:16 PM
Data file: C:\Chem32\1\Data\05Jan21\88.D	Analyst: Brooke <i>FB</i>

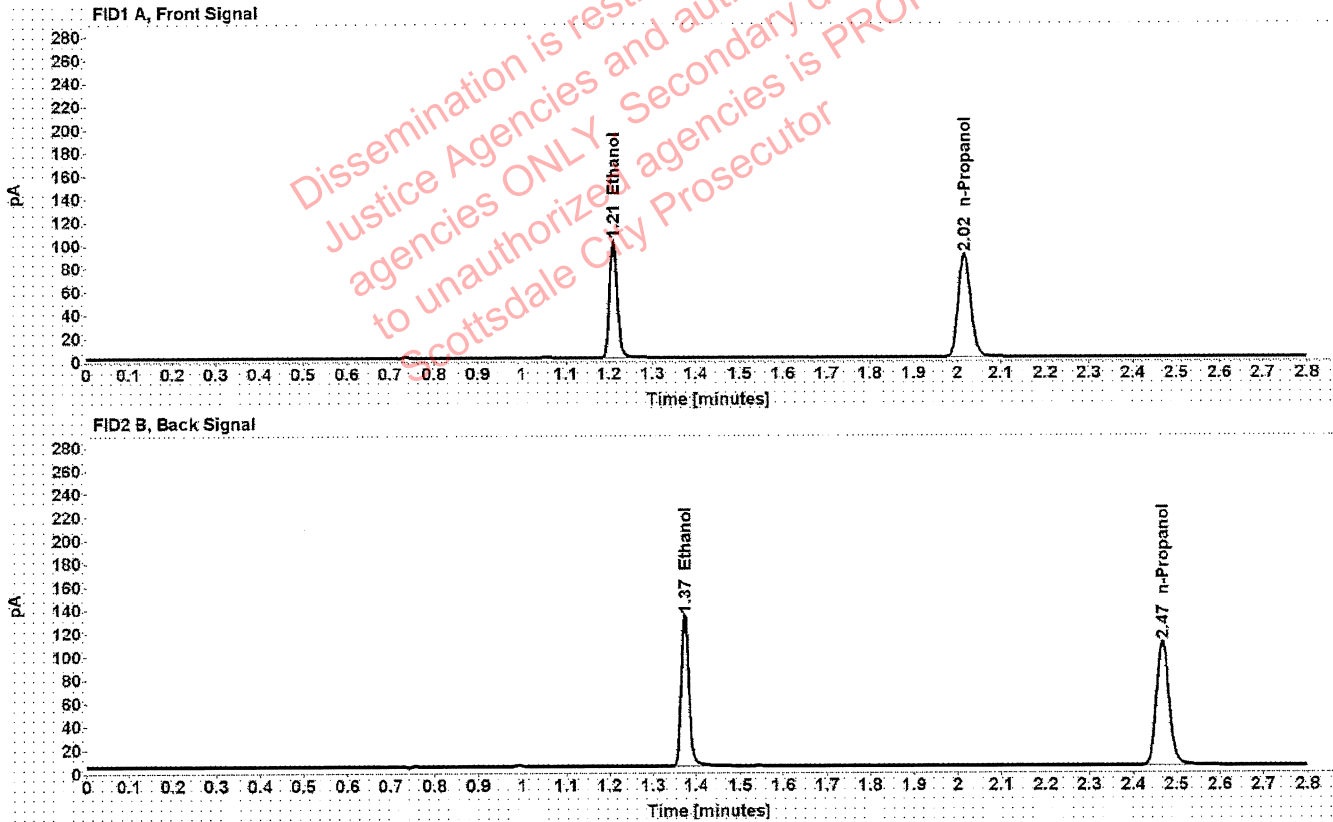


Table 1: FID 1 A (column DB-ALC1)

Compound	Amount (g/100mL)	Time (min)	Peak Area
>Ethanol	0.1968	1.210	129.475
n-Propanol	-----	2.016	177.323

Table 2: FID 2 B (column DB-ALC2)

Compound	Time (min)	Peak Area
Ethanol	1.374	161.522
n-Propanol	2.467	217.562

Scottsdale Police Department Crime Lab Volatiles Analysis

Sample: 111020WB	Vial: 89
Description: Negative	LIMS ID:
Method: ethanol quant.M	Sequence: 05Jan21
Instrument: US14173023 CN14160045	Injection date: 1/5/2021 7:58:16 PM
Data file: C:\Chem32\1\Data\05Jan21\89.D	Analyst: Brooke <i>BS</i>

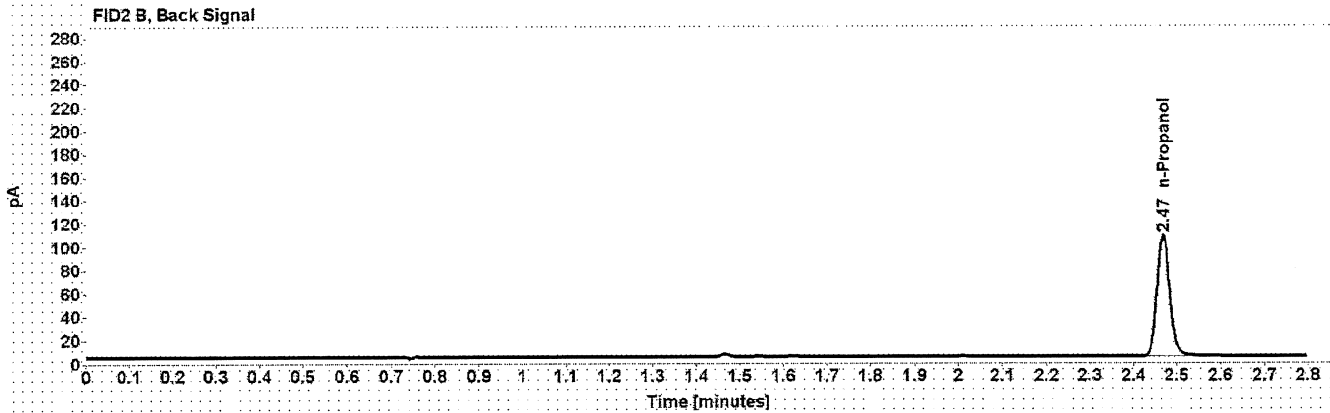
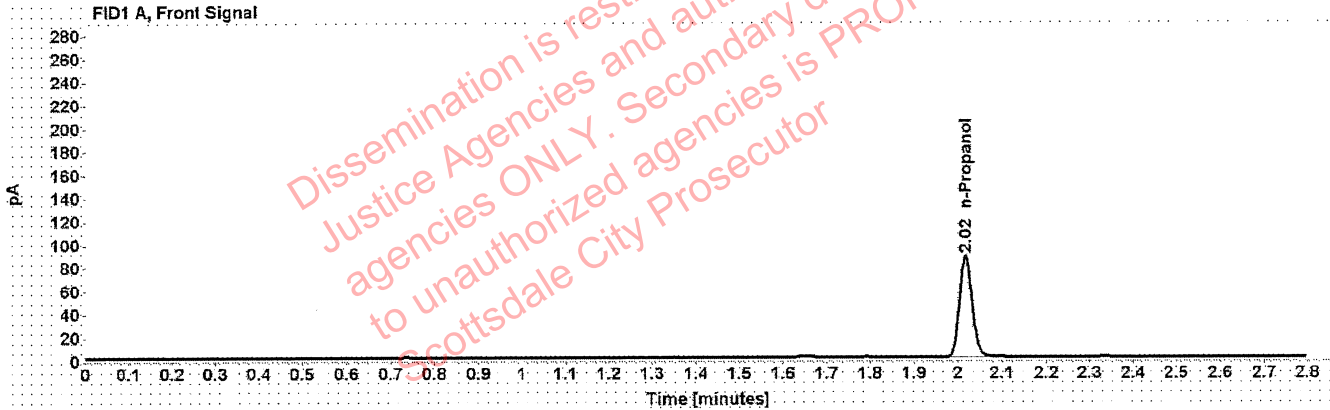


Table 1: FID 1 A (column DB-ALC1)

Compound	Amount (g/100mL)	Time (min)	Peak Area
n-Propanol	-----	2.017	173.820

Table 2: FID 2 B (column DB-ALC2)

Compound	Time (min)	Peak Area
n-Propanol	2.469	213.298

Sequence Summary

Sequence name: 05Jan21 Instrument: US14173023 CN14160045 Analyst: Brooke *PB*

Vial	Sample	Description	Type	LIMS ID	Method
1	FN06141806	0.020 calibrator	Calibration		ethanol quant.M
2	FN05311902	0.100 calibrator	Calibration		ethanol quant.M
3	FN05101903	0.200 calibrator	Calibration		ethanol quant.M
4	FN10051906	0.400 calibrator	Calibration		ethanol quant.M
5	112420AQ	Negative	Control		ethanol quant.M
6	070819MIX	Volatiles mix	Control		ethanol quant.M
7	11092018-A	0.400	Control		ethanol quant.M
8	14082019-B	0.040	Control		ethanol quant.M
9	407041529/13	0.198	Control		ethanol quant.M
10	13501MJ		Sample		ethanol quant.M
11	13501MJ		Sample		ethanol quant.M
12	1351194		Sample		ethanol quant.M
13	1351194		Sample		ethanol quant.M
14	1351478		Sample		ethanol quant.M
15	1351478		Sample		ethanol quant.M
16	1351396		Sample		ethanol quant.M
17	1351396		Sample		ethanol quant.M
18	1323602		Sample		ethanol quant.M
19	1323602		Sample		ethanol quant.M
20	03102016-A/1	0.080	Control		ethanol quant.M
21	1351398		Sample		ethanol quant.M
22	1351398		Sample		ethanol quant.M
23	1351196		Sample		ethanol quant.M
24	1351196		Sample		ethanol quant.M
25	1351494		Sample		ethanol quant.M
26	1351494		Sample		ethanol quant.M
27	1351205		Sample		ethanol quant.M
28	1351205		Sample		ethanol quant.M
29	1351406		Sample		ethanol quant.M
30	1351406		Sample		ethanol quant.M
31	407041529/13	0.198	Control		ethanol quant.M
32	1351496		Sample		ethanol quant.M
33	1351496		Sample		ethanol quant.M
34	1351498		Sample		ethanol quant.M
35	1351498		Sample		ethanol quant.M
36	1351918		Sample		ethanol quant.M
37	1351918		Sample		ethanol quant.M
38	1351640		Sample		ethanol quant.M
39	1351640		Sample		ethanol quant.M
40	1350124		Sample		ethanol quant.M
41	1350124		Sample		ethanol quant.M
42	03102016-A/1	0.080	Control		ethanol quant.M
43	1350863		Sample		ethanol quant.M
44	1350863		Sample		ethanol quant.M
45	1352286		Sample		ethanol quant.M
46	1352286		Sample		ethanol quant.M
47	1352441		Sample		ethanol quant.M

Sequence Summary

PB

48	1352441		Sample		ethanol quant.M
49	1351506		Sample		ethanol quant.M
50	1351506		Sample		ethanol quant.M
51	1339324		Sample		ethanol quant.M
52	1339324		Sample		ethanol quant.M
53	407041529/13	0.198	Control		ethanol quant.M
54	1353067		Sample		ethanol quant.M
55	1353067		Sample		ethanol quant.M
56	1349197		Sample		ethanol quant.M
57	1349197		Sample		ethanol quant.M
58	1353256		Sample		ethanol quant.M
59	1353256		Sample		ethanol quant.M
60	1353245		Sample		ethanol quant.M
61	1353245		Sample		ethanol quant.M
62	1352920		Sample		ethanol quant.M
63	1352920		Sample		ethanol quant.M
64	03102016-A/1	0.080	Control		ethanol quant.M
65	1352764		Sample		ethanol quant.M
66	1352764		Sample		ethanol quant.M
67	1352584		Sample		ethanol quant.M
68	1352584		Sample		ethanol quant.M
69	1352434		Sample		ethanol quant.M
70	1352434		Sample		ethanol quant.M
71	1352680		Sample		ethanol quant.M
72	1352680		Sample		ethanol quant.M
73	1353684		Sample		ethanol quant.M
74	1353684		Sample		ethanol quant.M
75	407041529/13	0.198	Control		ethanol quant.M
76	35901MM		Sample		ethanol quant.M
77	35901MM		Sample		ethanol quant.M
78	38201AC		Sample		ethanol quant.M
79	38201AC		Sample		ethanol quant.M
80	38101LB		Sample		ethanol quant.M
81	38101LB		Sample		ethanol quant.M
82	1353658		Sample		ethanol quant.M
83	1353658		Sample		ethanol quant.M
84	1353268		Sample		ethanol quant.M
85	1353268		Sample		ethanol quant.M
86	11092018-A	0.400	Control		ethanol quant.M
87	14082019-B	0.040	Control		ethanol quant.M
88	407041529/13	0.198	Control		ethanol quant.M
89	111020WB	Negative	Control		ethanol quant.M

Scottsdale Police Department Crime Laboratory Summary of Cases

AS

SEQUENCE NAME: 05Jan21

ANALYST: Brooke

Vials	Test 1 (g/dL)	Test 2 (g/dL)	Mean (g/dL)	Percent Difference*	Absolute Difference (g/dL)*
10 11	0.1076	0.1071	0.10735	0.23	0.00025
12 13	0.1247	0.1241	0.12440	0.24	0.00030
14 15	0.0552	0.0552	0.05520	0.00	0.00000
16 17	0.0454	0.0453	0.04535	0.11	0.00005
18 19	0.0681	0.0683	0.06820	0.15	0.00010
21 22	0.1763	0.1747	0.17550	0.46	0.00080
23 24	0.0993	0.0993	0.09930	0.00	0.00000
25 26	0.2211	0.2202	0.22065	0.20	0.00045
27 28	0.1843	0.1853	0.18480	0.27	0.00050
29 30	0.2940	0.2932	0.29360	0.14	0.00040
32 33	0.2673	0.2661	0.26670	0.22	0.00060
34 35	0.0737	0.0727	0.07320	0.68	0.00050
36 37	0.0917	0.0906	0.09115	0.60	0.00055
38 39	0.1161	0.1158	0.11595	0.13	0.00015
40 41	0.1309	0.1307	0.13080	0.08	0.00010
43 44	0.1214	0.1216	0.12150	0.08	0.00010
45 46	0.1383	0.1371	0.13770	0.44	0.00060
47 48	0.1158	0.1149	0.11535	0.39	0.00045
49 50	0.2383	0.2387	0.23850	0.08	0.00020
51 52	0.0311	0.0311	0.03110	0.00	0.00000
54 55	0.2392	0.2394	0.23930	0.04	0.00010
56 57	0.1267	0.1259	0.12630	0.32	0.00040
58 59	0.0760	0.0758	0.07590	0.13	0.00010
60 61	0.2653	0.2632	0.26425	0.40	0.00105
62 63	0.2734	0.2723	0.27285	0.20	0.00055
65 66	0.1733	0.1712	0.17225	0.61	0.00105
67 68	0.1178	0.1182	0.11800	0.17	0.00020
69 70	0.2285	0.2327	0.23060	0.91	0.00210
71 72	0.2159	0.2154	0.21565	0.12	0.00025
73 74	0.2568	0.2575	0.25715	0.14	0.00035
76 77	0.1515	0.1494	0.15045	0.70	0.00105
78 79	0.2287	0.2280	0.22835	0.15	0.00035
80 81	0.2162	0.2147	0.21545	0.35	0.00075
82 83	0.1256	0.1260	0.12580	0.16	0.00020
84 85	0.1836	0.1864	0.18500	0.76	0.00140

*Calculated differences are differences from the mean of the two results.

Scottsdale Forensic Lab

Blood Alcohol Pipetting Log

ANALYST: Brooke ^{PB}

SEQUENCE: 05Jan21

Instrument Position	Headspace Vial 1	Headspace Vial 2	Blood Tube	Barcode Match
Vials 10 and 11	13501MJ	13501MJ	13501MJ	Yes
Vials 12 and 13	1351194	1351194	1351194	Yes
Vials 14 and 15	1351478	1351478	1351478	Yes
Vials 16 and 17	1351396	1351396	1351396	Yes
Vials 18 and 19	1323602	1323602	1323602	Yes
Vials 21 and 22	1351398	1351398	1351398	Yes
Vials 23 and 24	1351196	1351196	1351196	Yes
Vials 25 and 26	1351494	1351494	1351494	Yes
Vials 27 and 28	1351205	1351205	1351205	Yes
Vials 29 and 30	1351406	1351406	1351406	Yes
Vials 32 and 33	1351496	1351496	1351496	Yes
Vials 34 and 35	1351498	1351498	1351498	Yes
Vials 36 and 37	1351918	1351918	1351918	Yes
Vials 38 and 39	1351640	1351640	1351640	Yes
Vials 40 and 41	1350124	1350124	1350124	Yes
Vials 43 and 44	1350863	1350863	1350863	Yes
Vials 45 and 46	1352286	1352286	1352286	Yes
Vials 47 and 48	1352441	1352441	1352441	Yes
Vials 49 and 50	1351506	1351506	1351506	Yes
Vials 51 and 52	1339324	1339324	1339324	Yes
Vials 54 and 55	1353067	1353067	1353067	Yes
Vials 56 and 57	1349197	1349197	1349197	Yes
Vials 58 and 59	1353256	1353256	1353256	Yes
Vials 60 and 61	1353245	1353245	1353245	Yes
Vials 62 and 63	1352920	1352920	1352920	Yes
Vials 65 and 66	1352764	1352764	1352764	Yes
Vials 67 and 68	1352584	1352584	1352584	Yes
Vials 69 and 70	1352434	1352434	1352434	Yes
Vials 71 and 72	1352680	1352680	1352680	Yes
Vials 73 and 74	1353684	1353684	1353684	Yes
Vials 76 and 77	35901MM	35901MM	35901MM	Yes
Vials 78 and 79	38201AC	38201AC	38201AC	Yes
Vials 80 and 81	38101LB	38101LB	38101LB	Yes
Vials 82 and 83	1353658	1353658	1353658	Yes
Vials 84 and 85	1353268	1353268	1353268	Yes

Scottsdale Police Department Crime Lab Volatiles Analysis

Sample:	13501MJ	Vial:	10
Description:		LIMS ID:	
Method:	ethanol quant.M	Sequence:	05Jan21
Instrument:	US14173023 CN14160045	Injection date:	1/5/2021 2:39:02 PM
Data file:	C:\Chem32\1\Data\05Jan21\10.D	Analyst:	Brooke

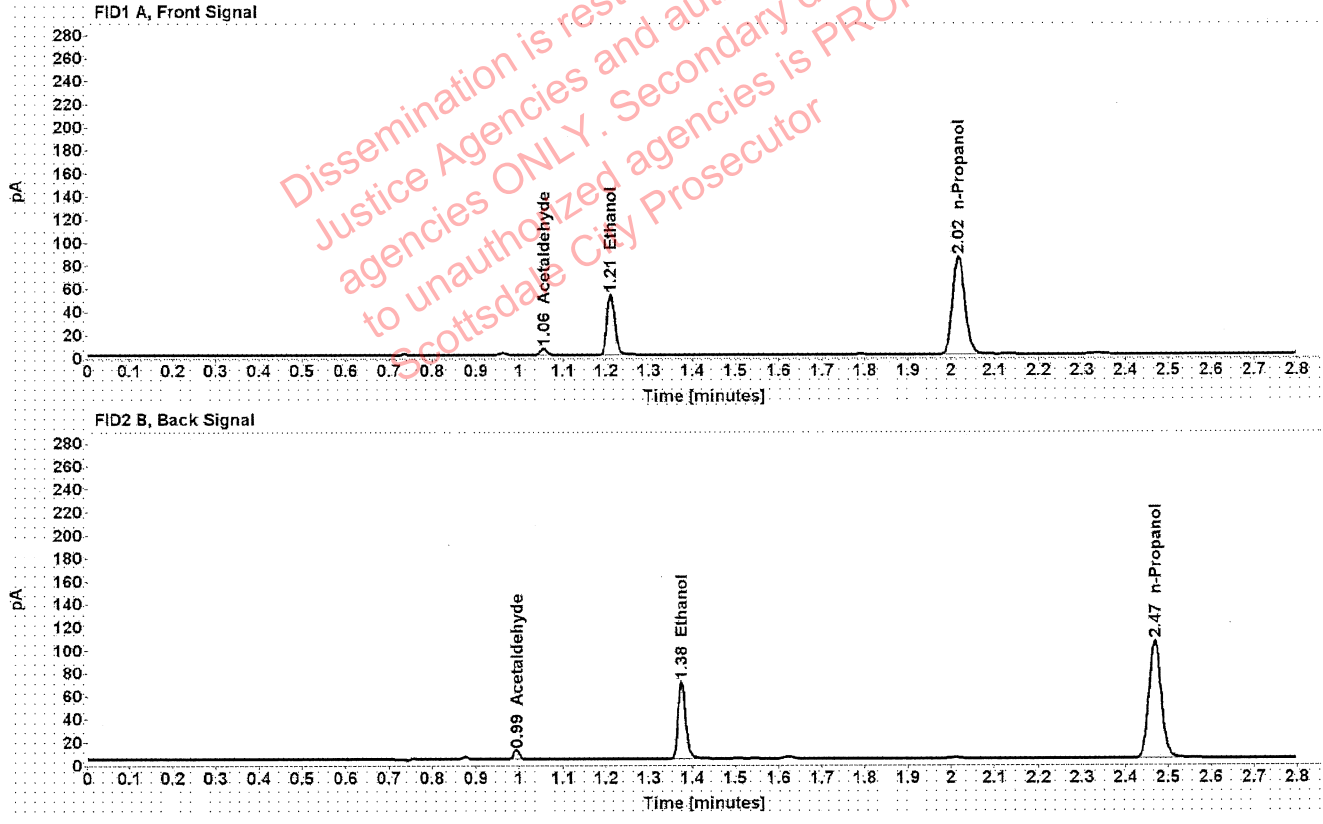


Table 1: FID 1 A (column DB-ALC1)

Compound	Amount (g/100mL)	Time (min)	Peak Area
Acetaldehyde	-----	1.056	5.839
>Ethanol	0.1076	1.211	67.142
n-Propanol	-----	2.017	168.984

Table 2: FID 2 B (column DB-ALC2)

Compound	Time (min)	Peak Area
Acetaldehyde	0.993	7.617
Ethanol	1.375	83.631
n-Propanol	2.468	208.763

Scottsdale Police Department Crime Lab Volatiles Analysis

Sample:	13501MJ	Vial:	11
Description:	██████████	LIMS ID:	██████████
Method:	ethanol quant.M	Sequence:	05Jan21
Instrument:	US14173023 CN14160045	Injection date:	1/5/2021 2:43:01 PM
Data file:	C:\Chem32\1\Data\05Jan21\11.D	Analyst:	Brooke

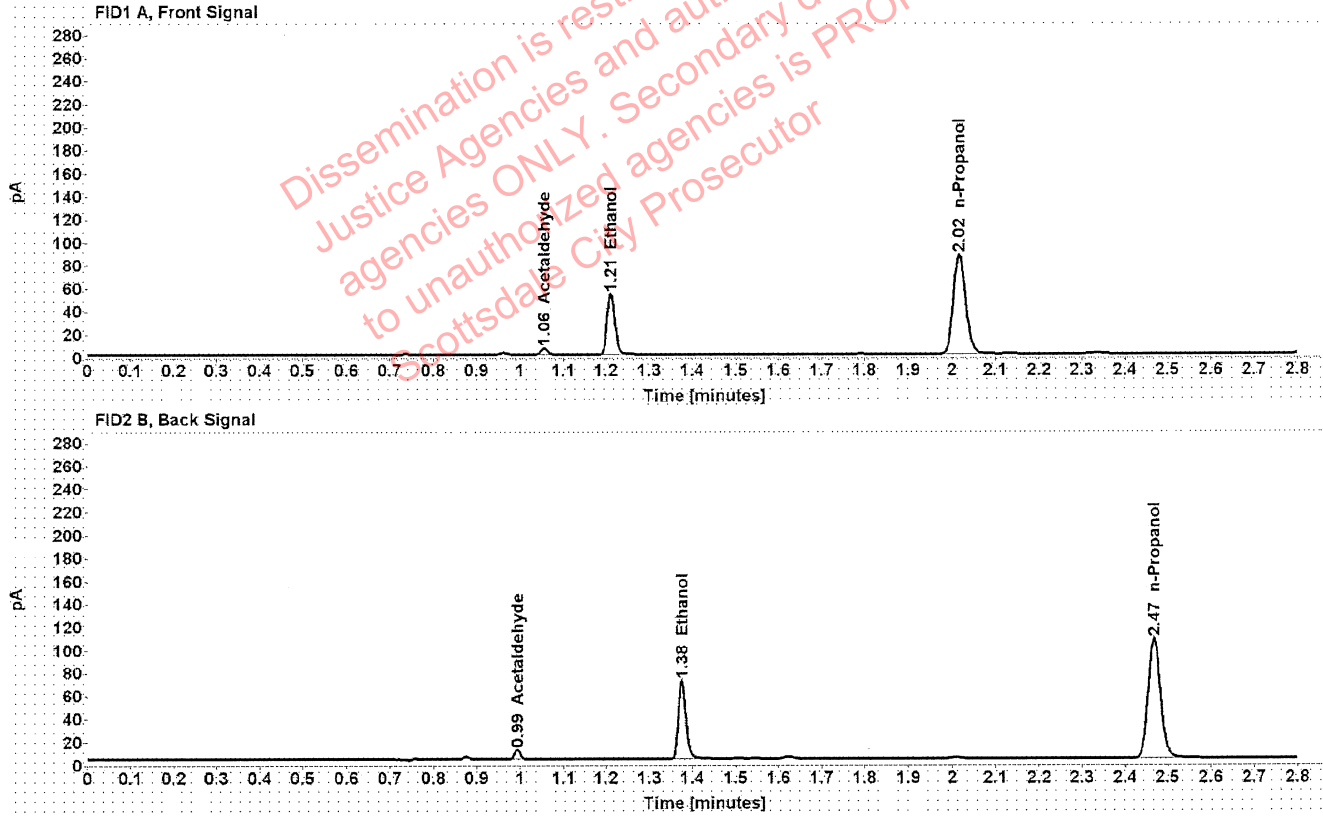


Table 1: FID 1 A (column DB-ALC1)

Compound	Amount (g/100mL)	Time (min)	Peak Area
Acetaldehyde	-----	1.056	5.960
>Ethanol	0.1071	1.211	68.105
n-Propanol	-----	2.017	172.236

Table 2: FID 2 B (column DB-ALC2)

Compound	Time (min)	Peak Area
Acetaldehyde	0.993	7.795
Ethanol	1.375	84.567
n-Propanol	2.469	212.680

Scottsdale Police Department Crime Lab Volatiles Analysis

Sample:	1351194	Vial:	12
Description:	[REDACTED]	LIMS ID:	[REDACTED]
Method:	ethanol quant.M	Sequence:	05Jan21
Instrument:	US14173023 CN14160045	Injection date:	1/5/2021 2:47:00 PM
Data file:	C:\Chem32\1\Data\05Jan21\12.D	Analyst:	Brooke

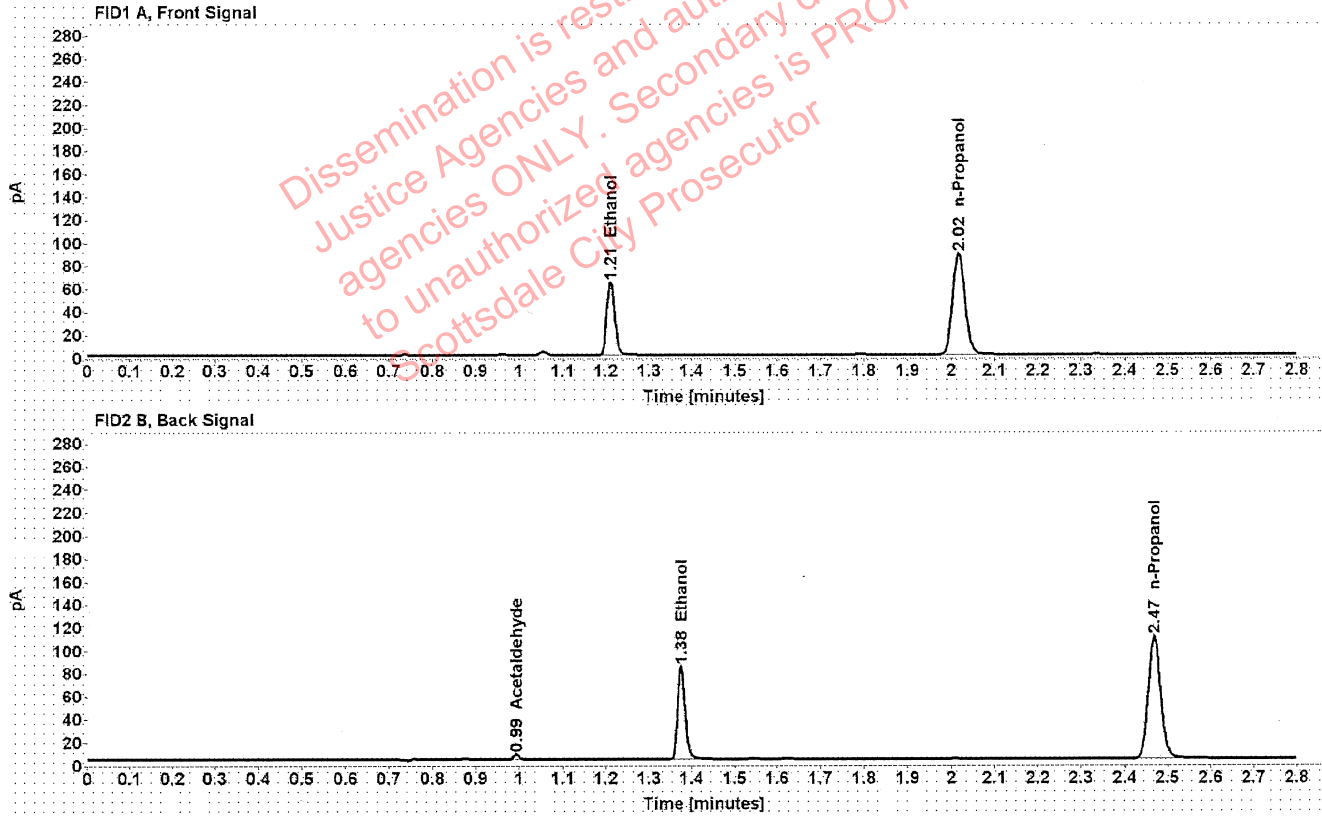


Table 1: FID 1 A (column DB-ALC1)

Compound	Amount (g/100mL)	Time (min)	Peak Area
>Ethanol	0.1247	1.211	81.248
n-Propanol	-----	2.017	176.204

Table 2: FID 2 B (column DB-ALC2)

Compound	Time (min)	Peak Area
Acetaldehyde	0.993	4.255
Ethanol	1.375	100.752
n-Propanol	2.469	216.841

Brooke, Phillip - (06-Jan-2021)

Case: User: pbrooke 1/6/2021

Scottsdale Police Department Crime Lab Volatiles Analysis

Sample:	1351194	Vial:	13
Description:		LIMS ID:	
Method:	ethanol quant.M	Sequence:	05Jan21
Instrument:	US14173023 CN14160045	Injection date:	1/5/2021 2:51:15 PM
Data file:	C:\Chem32\1\Data\05Jan21\13.D	Analyst:	Brooke

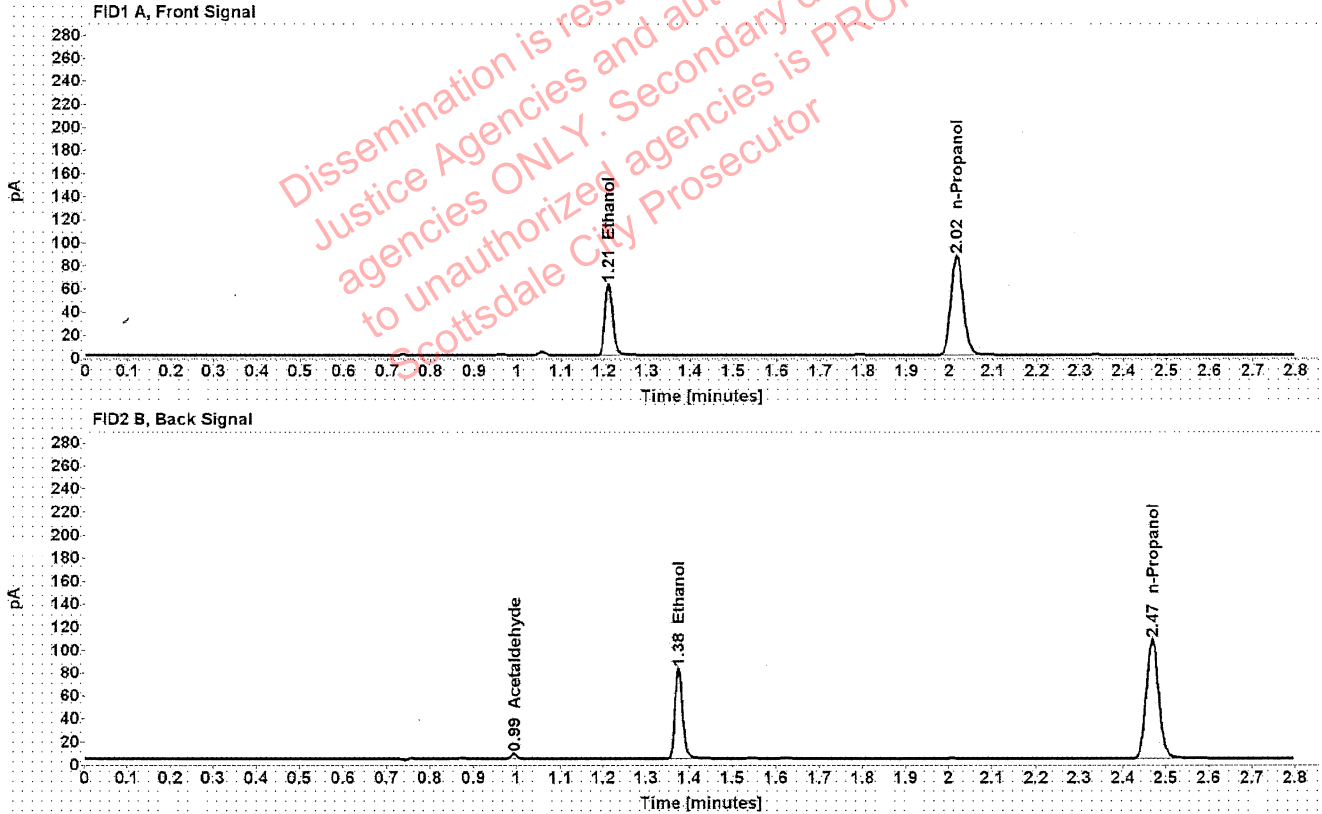


Table 1: FID 1 A (column DB-ALC1)

Compound	Amount (g/100mL)	Time (min)	Peak Area
>Ethanol	0.1241	1.211	78.891
n-Propanol	-----	2.017	171.881

Table 2: FID 2 B (column DB-ALC2)

Compound	Time (min)	Peak Area
Acetaldehyde	0.993	4.175
Ethanol	1.375	97.746
n-Propanol	2.469	211.269

Scottsdale Police Department Crime Lab Volatiles Analysis

Sample:	1351478	Vial:	14
Description:	[REDACTED]	LIMS ID:	[REDACTED]
Method:	ethanol quant.M	Sequence:	05Jan21
Instrument:	US14173023 CN14160045	Injection date:	1/5/2021 2:55:16 PM
Data file:	C:\Chem32\1\Data\05Jan21\14.D	Analyst:	Brooke

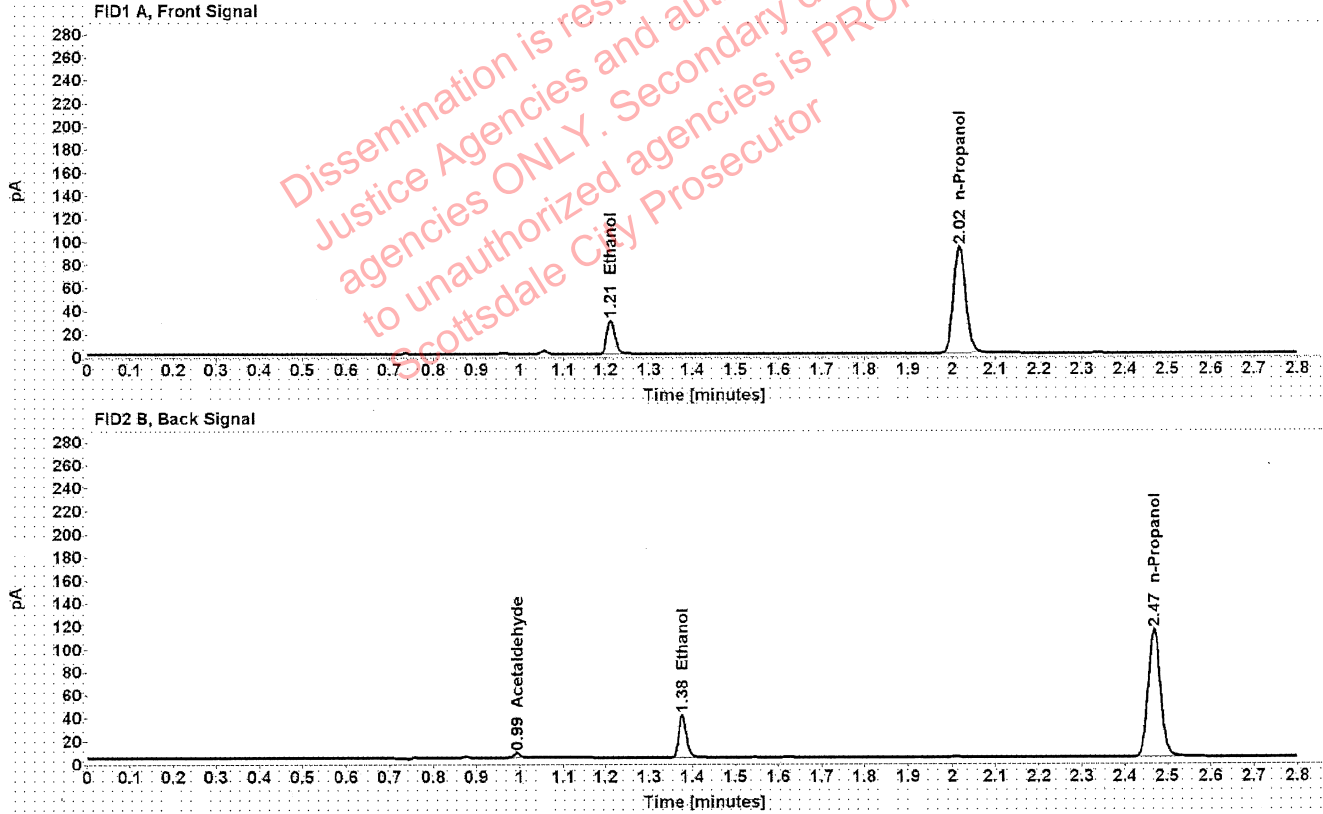


Table 1: FID 1 A (column DB-ALC1)

Compound	Amount (g/100mL)	Time (min)	Peak Area
>Ethanol	0.0552	1.212	37.205
n-Propanol	-----	2.017	184.135

Table 2: FID 2 B (column DB-ALC2)

Compound	Time (min)	Peak Area
Acetaldehyde	0.993	3.792
Ethanol	1.376	46.687
n-Propanol	2.469	226.403

Scottsdale Police Department Crime Lab Volatiles Analysis

Sample:	1351478	Vial:	15
Description:	[REDACTED]	LIMS ID:	[REDACTED]
Method:	ethanol quant.M	Sequence:	05Jan21
Instrument:	US14173023 CN14160045	Injection date:	1/5/2021 2:59:15 PM
Data file:	C:\Chem32\1\Data\05Jan21\15.D	Analyst:	Brooke

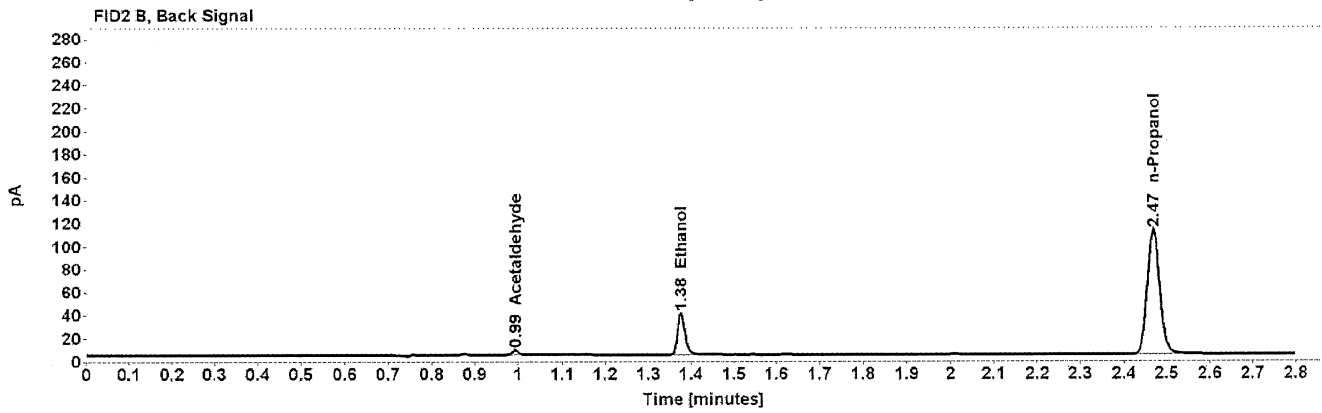
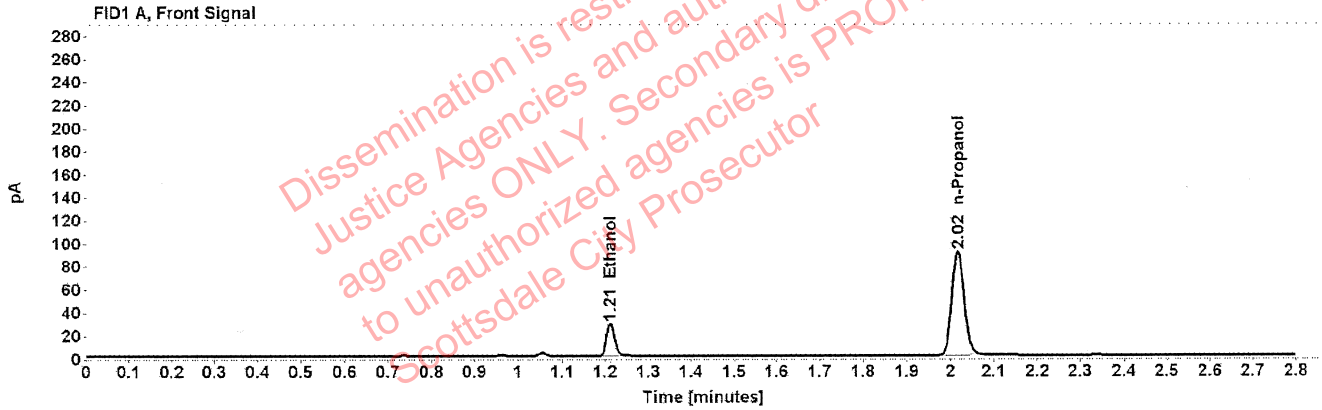


Table 1: FID 1 A (column DB-ALC1)

Compound	Amount (g/100mL)	Time (min)	Peak Area
>Ethanol	0.0552	1.212	36.320
n-Propanol	-----	2.017	179.944

Table 2: FID 2 B (column DB-ALC2)

Compound	Time (min)	Peak Area
Acetaldehyde	0.993	3.782
Ethanol	1.376	46.076
n-Propanol	2.469	221.033

[REDACTED] : Brooke, Phillip - (06-Jan-2021)

Case: [REDACTED] User: pbrooke 1/6/2021

Scottsdale Police Department Crime Lab Volatiles Analysis

Sample:	1351396	Vial:	16
Description:	[REDACTED]	LIMS ID:	[REDACTED]
Method:	ethanol quant.M	Sequence:	05Jan21
Instrument:	US14173023 CN14160045	Injection date:	1/5/2021 3:03:15 PM
Data file:	C:\Chem32\1\Data\05Jan21\16.D	Analyst:	Brooke

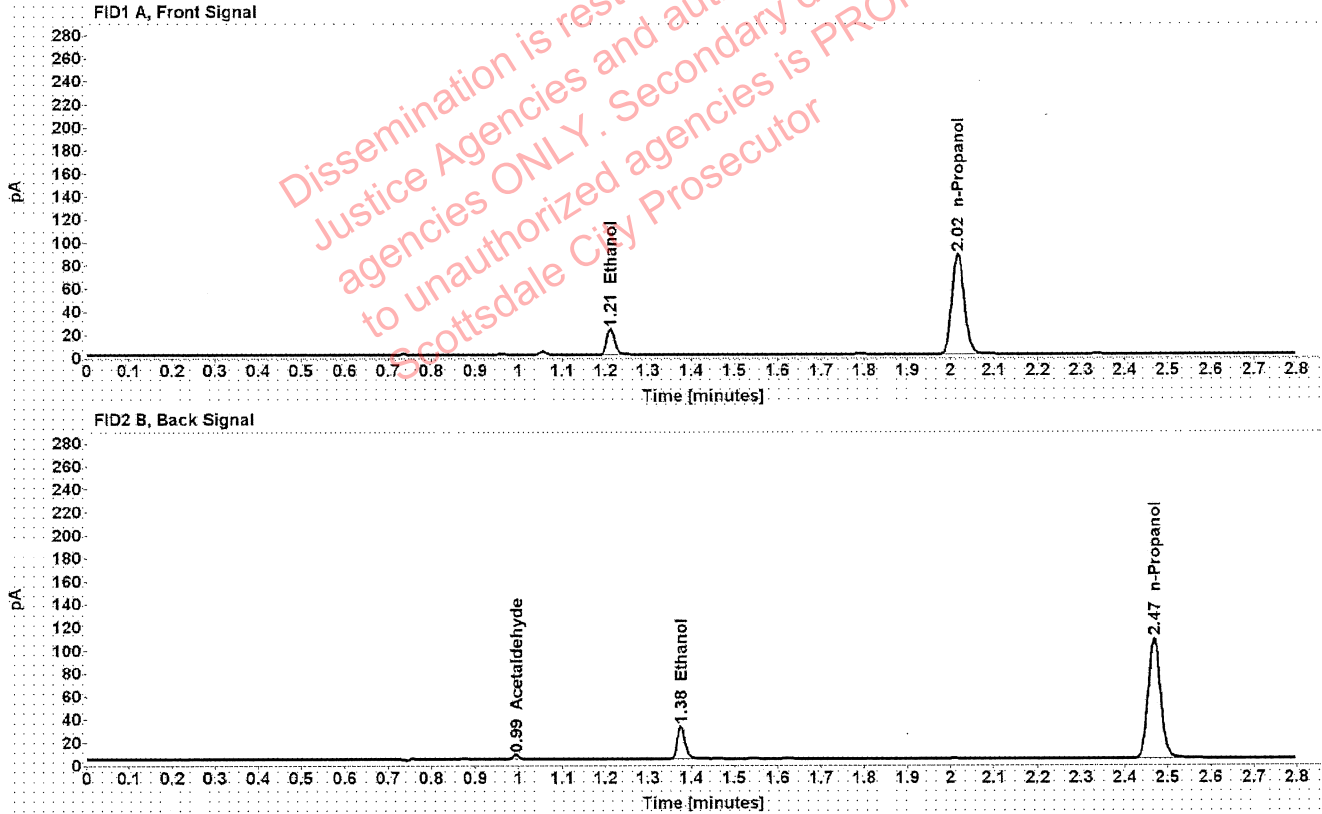


Table 1: FID 1 A (column DB-ALC1)

Compound	Amount (g/100mL)	Time (min)	Peak Area
>Ethanol	0.0454	1.212	28.695
n-Propanol	-----	2.017	173.462

Table 2: FID 2 B (column DB-ALC2)

Compound	Time (min)	Peak Area
Acetaldehyde	0.993	3.859
Ethanol	1.376	36.093
n-Propanol	2.468	213.486

Scottsdale Police Department Crime Lab Volatiles Analysis

Sample:	1351396	Vial:	17
Description:	[REDACTED]	LIMS ID:	[REDACTED]
Method:	ethanol quant.M	Sequence:	05Jan21
Instrument:	US14173023 CN14160045	Injection date:	1/5/2021 3:07:16 PM
Data file:	C:\Chem32\1\Data\05Jan21\17.D	Analyst:	Brooke

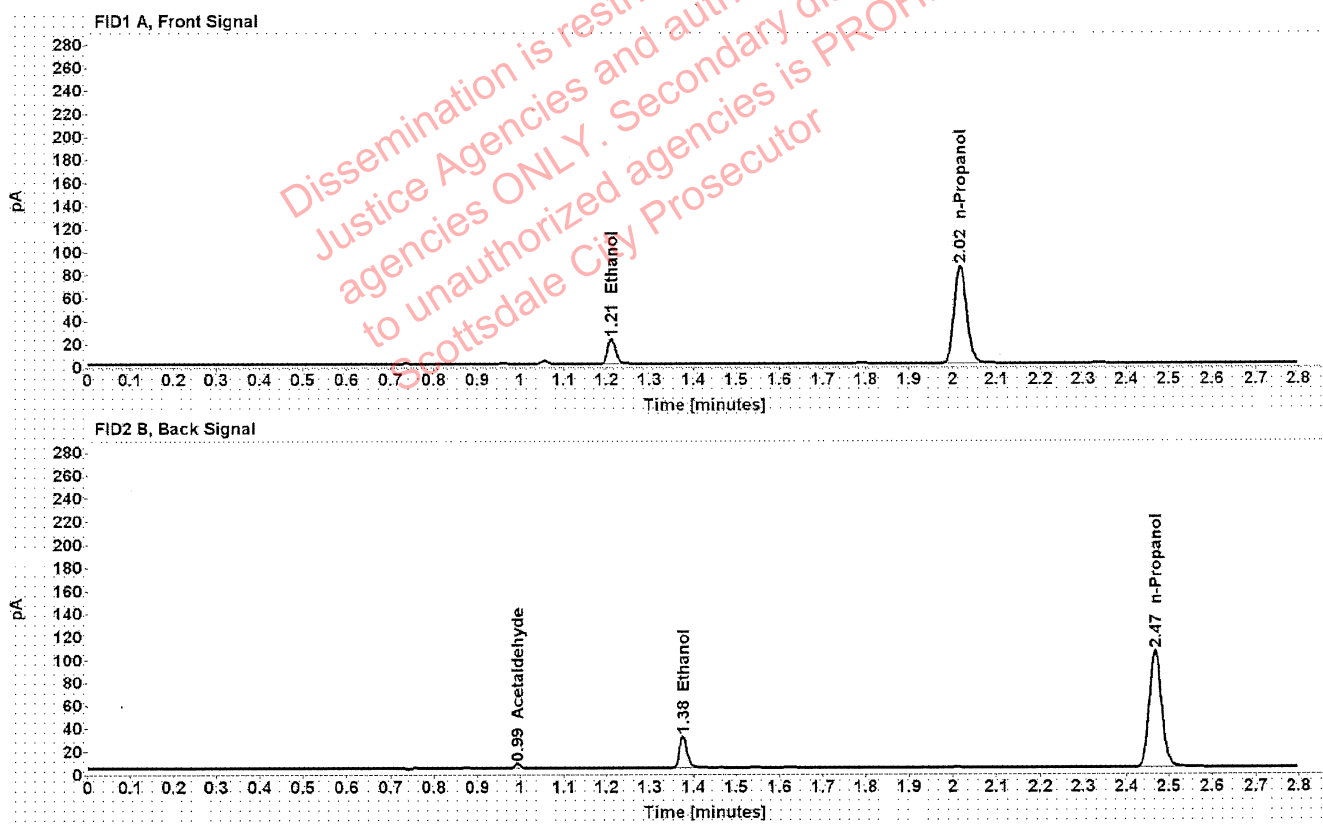


Table 1: FID 1 A (column DB-ALC1)

Compound	Amount (g/100mL)	Time (min)	Peak Area
>Ethanol	0.0453	1.212	27.911
n-Propanol	-----	2.017	169.281

Table 2: FID 2 B (column DB-ALC2)

Compound	Time (min)	Peak Area
Acetaldehyde	0.993	3.883
Ethanol	1.376	35.266
n-Propanol	2.468	208.377

Scottsdale Police Department Crime Lab Volatiles Analysis

Sample:	1323602	Vial:	18
Description:	██████████	LIMS ID:	██████████
Method:	ethanol quant.M	Sequence:	05Jan21
Instrument:	US14173023 CN14160045	Injection date:	1/5/2021 3:11:16 PM
Data file:	C:\Chem32\1\Data\05Jan21\18.D	Analyst:	Brooke

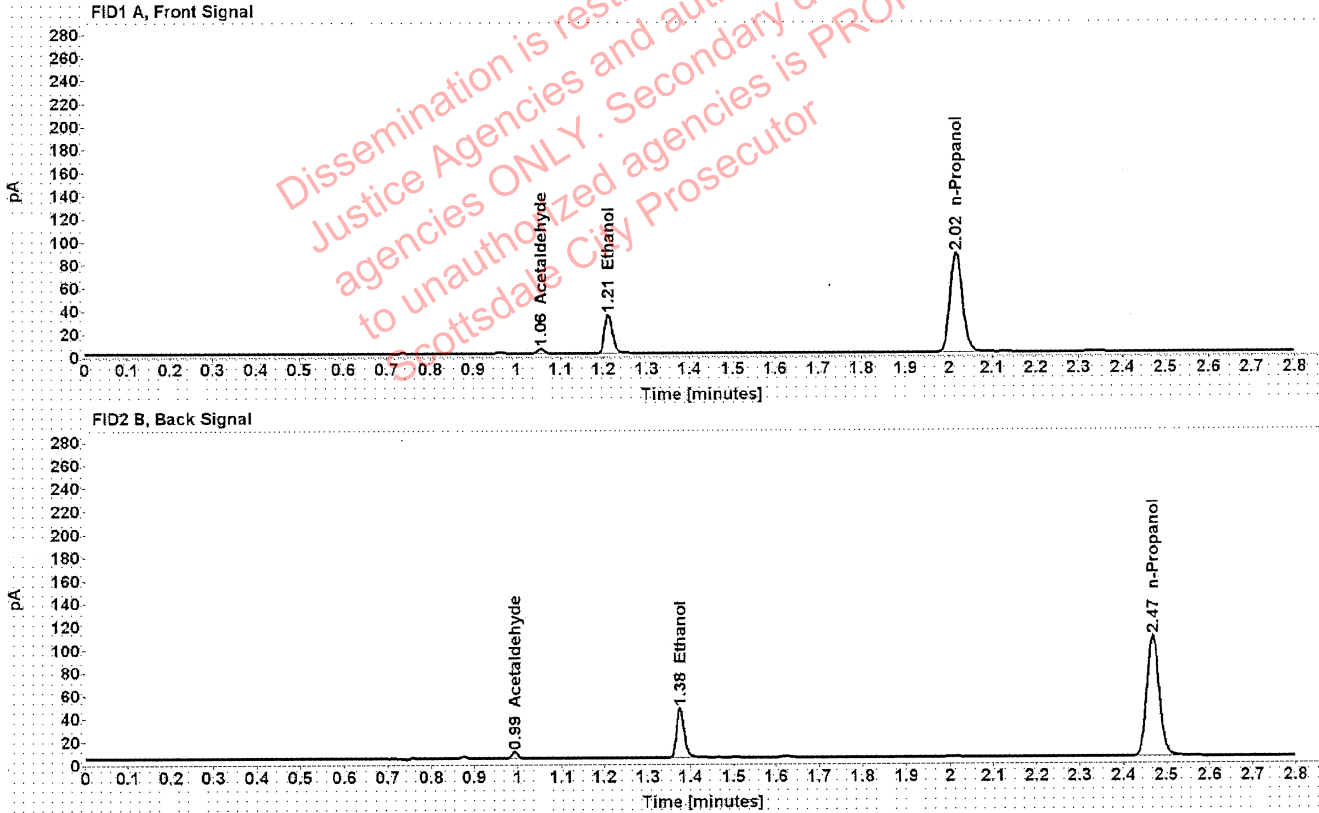


Table 1: FID 1 A (column DB-ALC1)

Compound	Amount (g/100mL)	Time (min)	Peak Area
Acetaldehyde	-----	1.056	4.296
>Ethanol	0.0681	1.211	43.184
n-Propanol	-----	2.017	172.734

Table 2: FID 2 B (column DB-ALC2)

Compound	Time (min)	Peak Area
Acetaldehyde	0.993	5.651
Ethanol	1.375	54.304
n-Propanol	2.468	212.779

Scottsdale Police Department Crime Lab Volatiles Analysis

Sample:	1323602	Vial:	19
Description:	[REDACTED]	LIMS ID:	[REDACTED]
Method:	ethanol quant.M	Sequence:	05Jan21
Instrument:	US14173023 CN14160045	Injection date:	1/5/2021 3:15:30 PM
Data file:	C:\Chem32\1\Data\05Jan21\19.D	Analyst:	Brooke

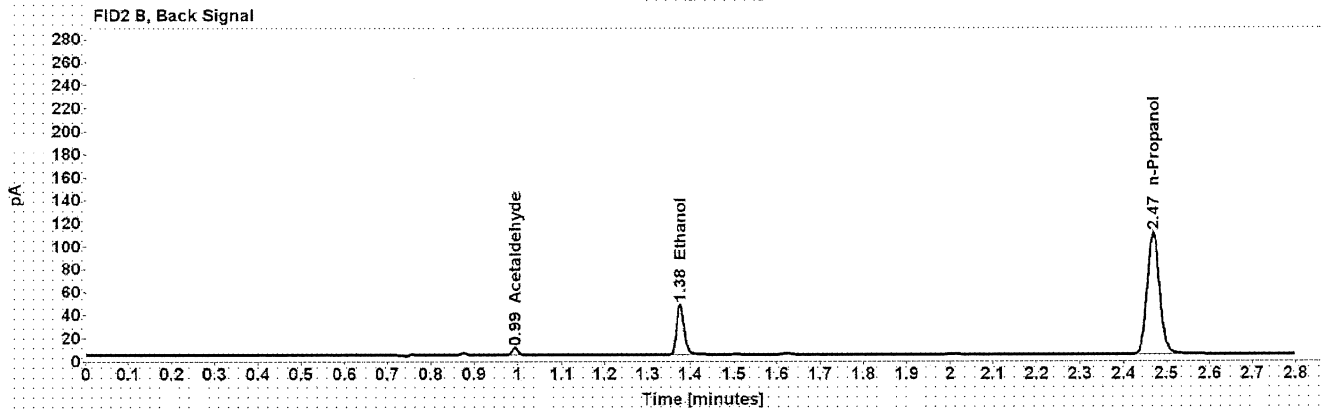
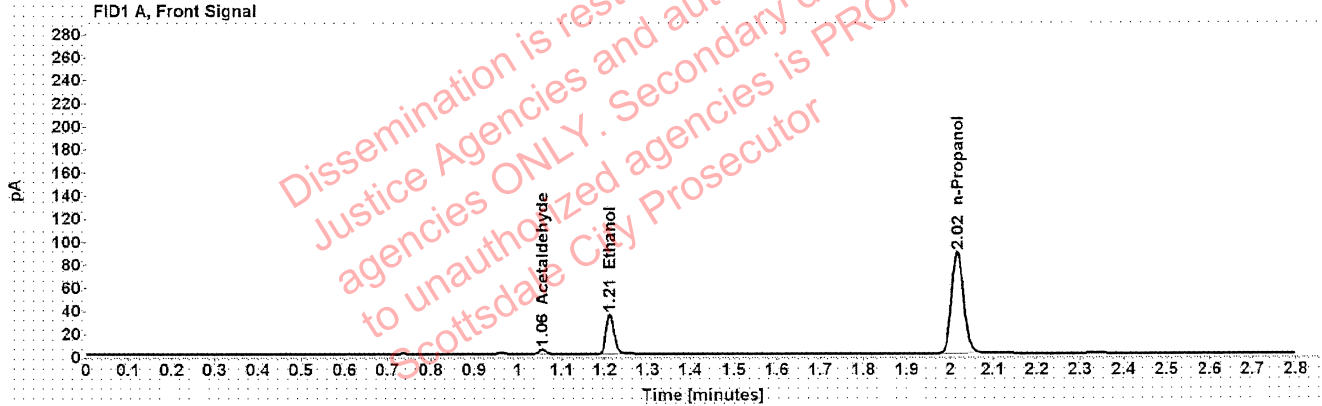


Table 1: FID 1 A (column DB-ALC1)

Compound	Amount (g/100mL)	Time (min)	Peak Area
Acetaldehyde	-----	1.056	4.357
>Ethanol	0.0683	1.212	44.030
n-Propanol	-----	2.017	175.553

Table 2: FID 2 B (column DB-ALC2)

Compound	Time (min)	Peak Area
Acetaldehyde	0.993	5.694
Ethanol	1.376	55.336
n-Propanol	2.469	216.291

Scottsdale Police Department Crime Lab Volatiles Analysis

Sample:	1351398	Vial:	21
Description:	[REDACTED]	LIMS ID:	[REDACTED]
Method:	ethanol quant.M	Sequence:	05Jan21
Instrument:	US14173023 CN14160045	Injection date:	1/5/2021 3:23:31 PM
Data file:	C:\Chem32\1\Data\05Jan21\21.D	Analyst:	Brooke

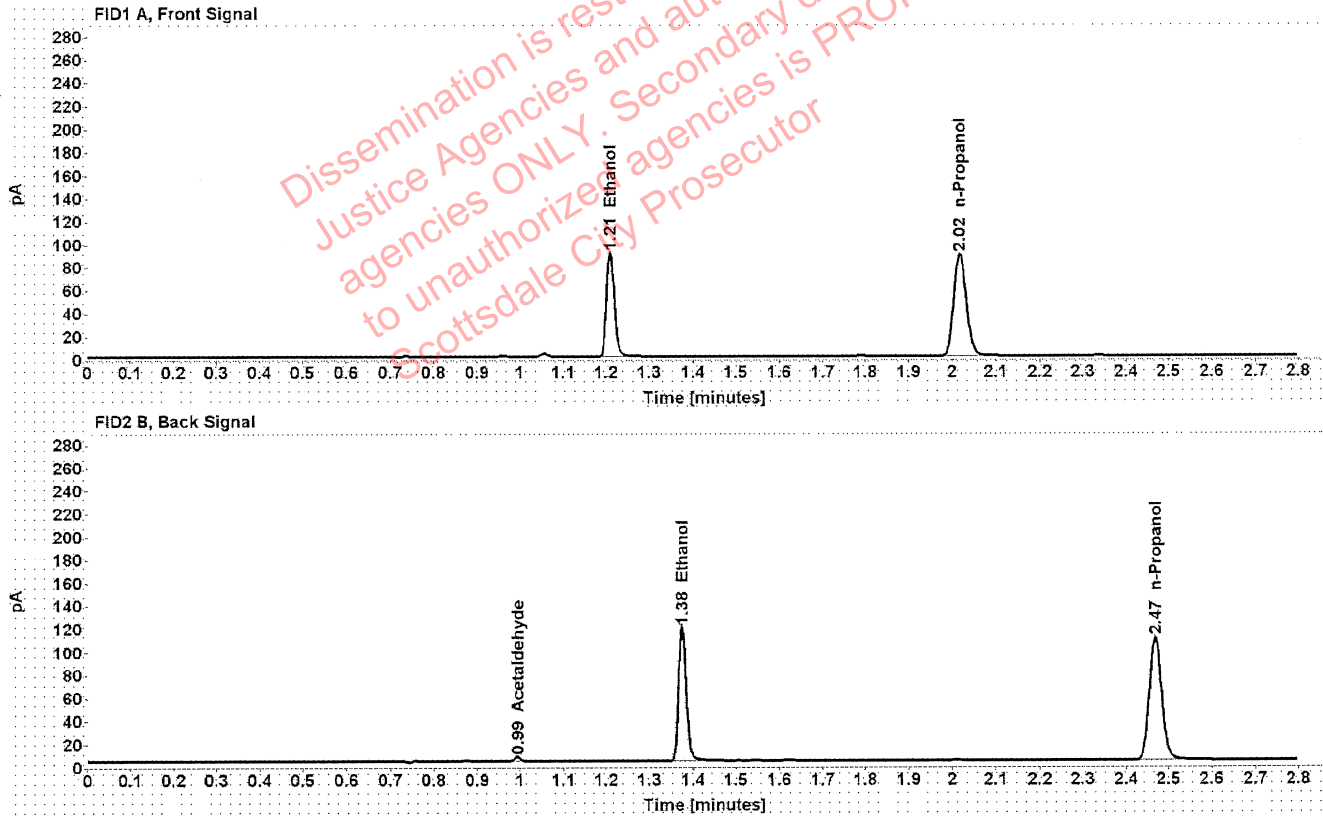


Table 1: FID 1 A (column DB-ALC1)

Compound	Amount (g/100mL)	Time (min)	Peak Area
>Ethanol	0.1763	1.210	115.570
n-Propanol	-----	2.017	176.809

Table 2: FID 2 B (column DB-ALC2)

Compound	Time (min)	Peak Area
Acetaldehyde	0.993	3.823
Ethanol	1.375	143.808
n-Propanol	2.469	217.449

Scottsdale Police Department Crime Lab Volatiles Analysis

Sample:	1351398	Vial:	22
Description:	████████████████████	LIMS ID:	████████████████████
Method:	ethanol quant.M	Sequence:	05Jan21
Instrument:	US14173023 CN14160045	Injection date:	1/5/2021 3:27:30 PM
Data file:	C:\Chem32\1\Data\05Jan21\22.D	Analyst:	Brooke

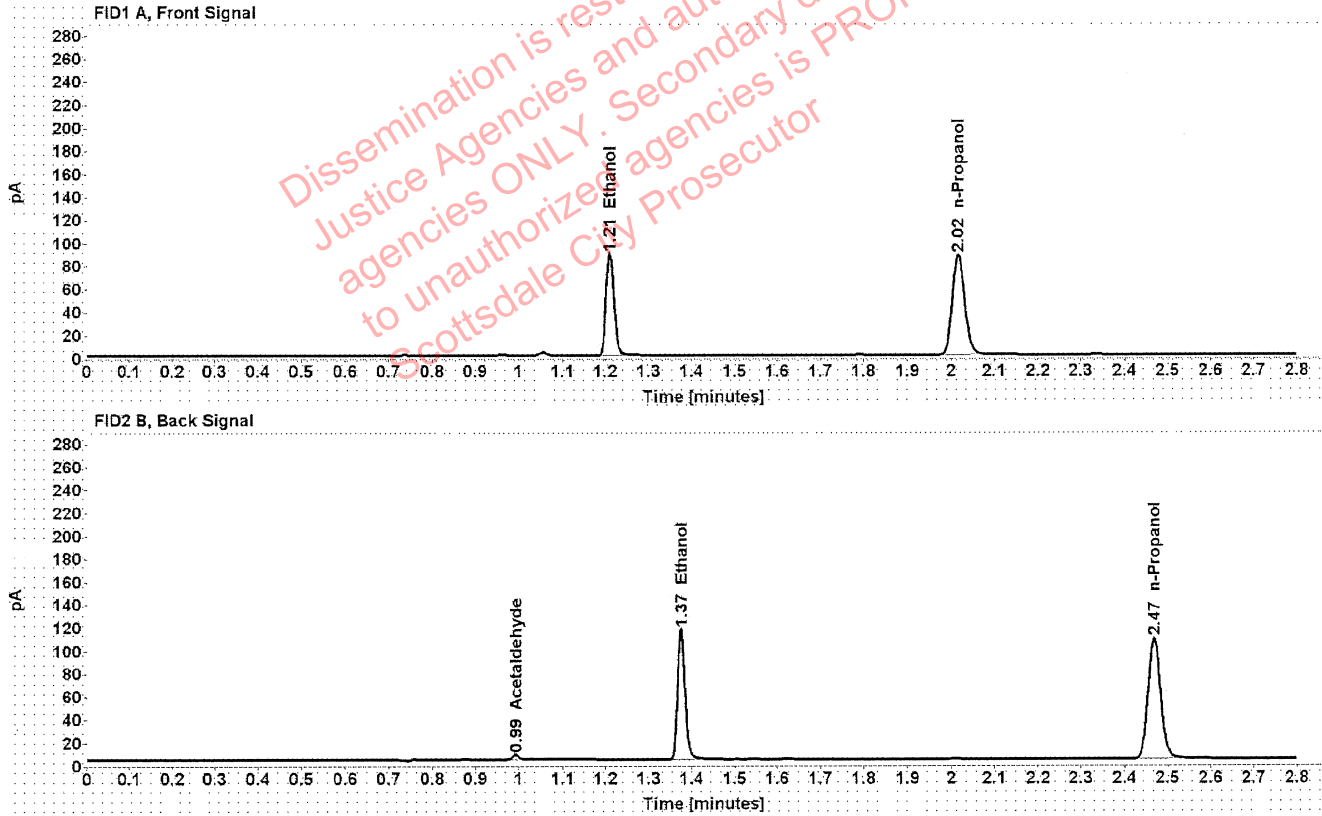


Table 1: FID 1 A (column DB-ALC1)

Compound	Amount (g/100mL)	Time (min)	Peak Area
>Ethanol	0.1747	1.210	112.759
n-Propanol	-----	2.017	174.060

Table 2: FID 2 B (column DB-ALC2)

Compound	Time (min)	Peak Area
Acetaldehyde	0.993	4.017
Ethanol	1.375	141.786
n-Propanol	2.468	213.588

[REDACTED]: Brooke, Phillip - (06-Jan-2021)

Case: [REDACTED] User: pbrooke 1/6/2021

Scottsdale Police Department Crime Lab Volatiles Analysis

Sample:	1351196	Vial:	23
Description:	[REDACTED]	LIMS ID:	[REDACTED]
Method:	ethanol quant.M	Sequence:	05Jan21
Instrument:	US14173023 CN14160045	Injection date:	1/5/2021 3:31:30 PM
Data file:	C:\Chem32\1\Data\05Jan21\23.D	Analyst:	Brooke

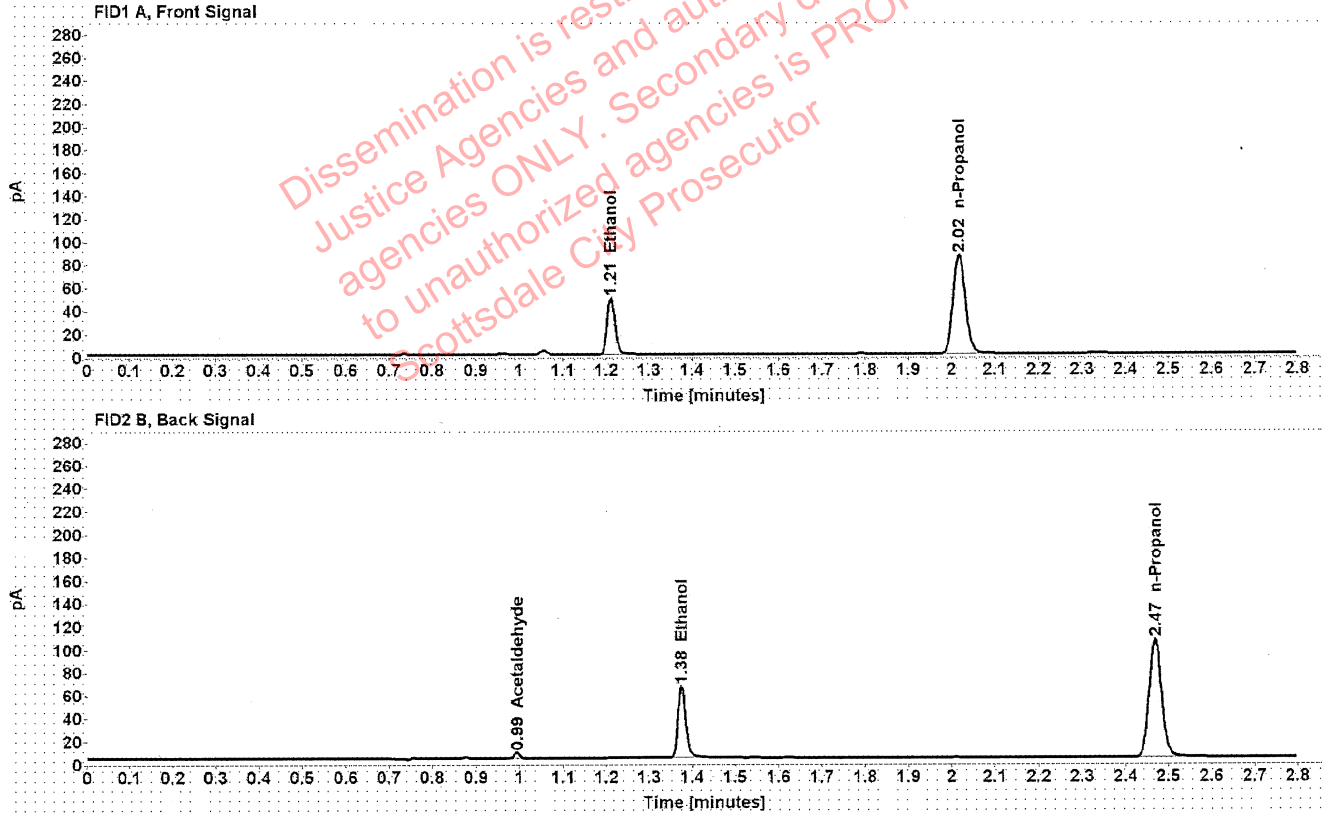


Table 1: FID 1 A (column DB-ALC1)

Compound	Amount (g/100mL)	Time (min)	Peak Area
>Ethanol	0.0993	1.211	62.629
n-Propanol	-----	2.017	170.868

Table 2: FID 2 B (column DB-ALC2)

Compound	Time (min)	Peak Area
Acetaldehyde	0.993	4.814
Ethanol	1.375	78.041
n-Propanol	2.469	210.161

Brooke, Phillip - (06-Jan-2021)

Case: User: pbrooke 1/6/2021

Scottsdale Police Department Crime Lab Volatiles Analysis

Sample:	1351196	Vial:	24
Description:		LIMS ID:	
Method:	ethanol quant.M	Sequence:	05Jan21
Instrument:	US14173023 CN14160045	Injection date:	1/5/2021 3:35:31 PM
Data file:	C:\Chem32\1\Data\05Jan21\24.D	Analyst:	Brooke

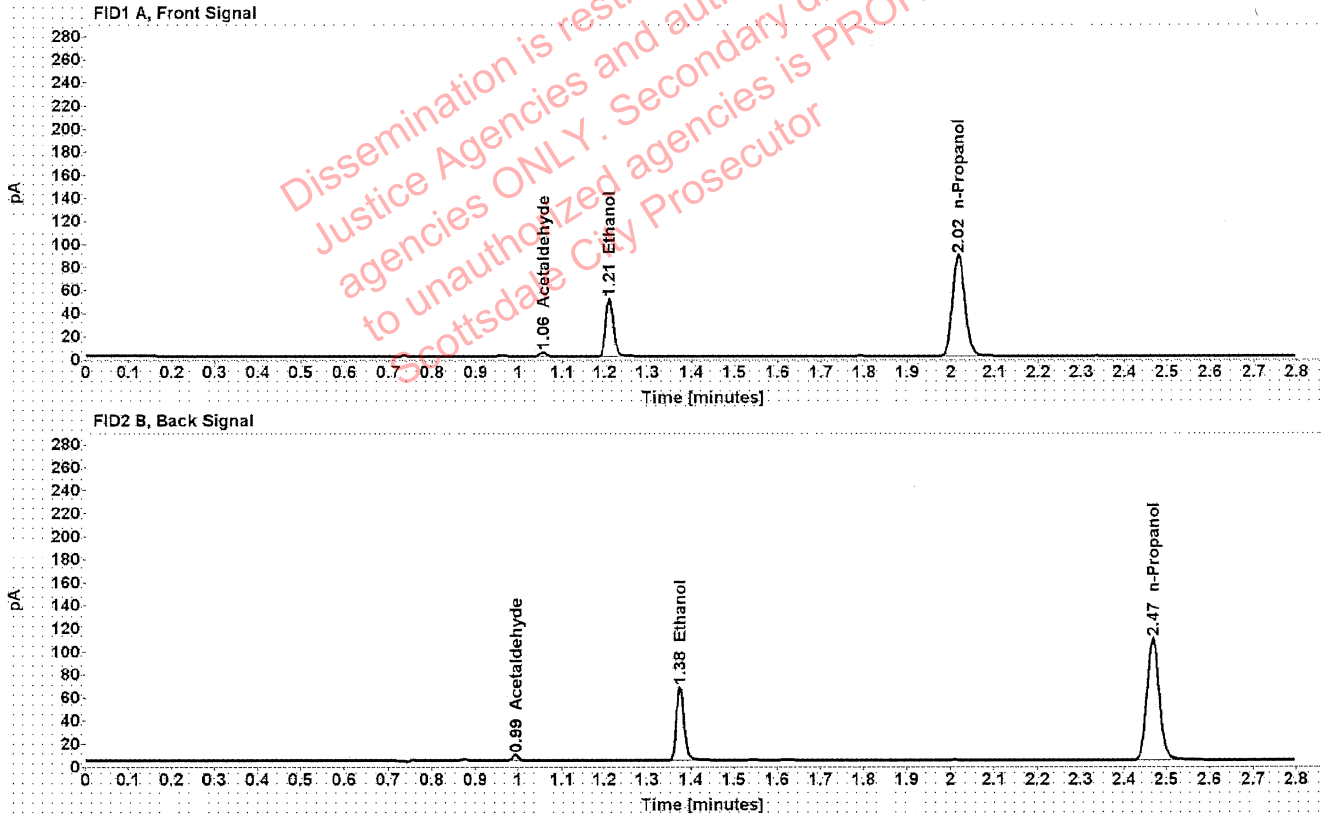


Table 1: FID 1 A (column DB-ALC1)

Compound	Amount (g/100mL)	Time (min)	Peak Area
Acetaldehyde	-----	1.056	3.758
>Ethanol	0.0993	1.211	64.175
n-Propanol	-----	2.017	175.119

Table 2: FID 2 B (column DB-ALC2)

Compound	Time (min)	Peak Area
Acetaldehyde	0.993	4.906
Ethanol	1.375	79.428
n-Propanol	2.468	215.461

Scottsdale Police Department Crime Lab Volatiles Analysis

Sample:	1351494	Vial:	25
Description:	[REDACTED]	LIMS ID:	[REDACTED]
Method:	ethanol quant.M	Sequence:	05Jan21
Instrument:	US14173023 CN14160045	Injection date:	1/5/2021 3:39:45 PM
Data file:	C:\Chem32\1\Data\05Jan21\25.D	Analyst:	Brooke

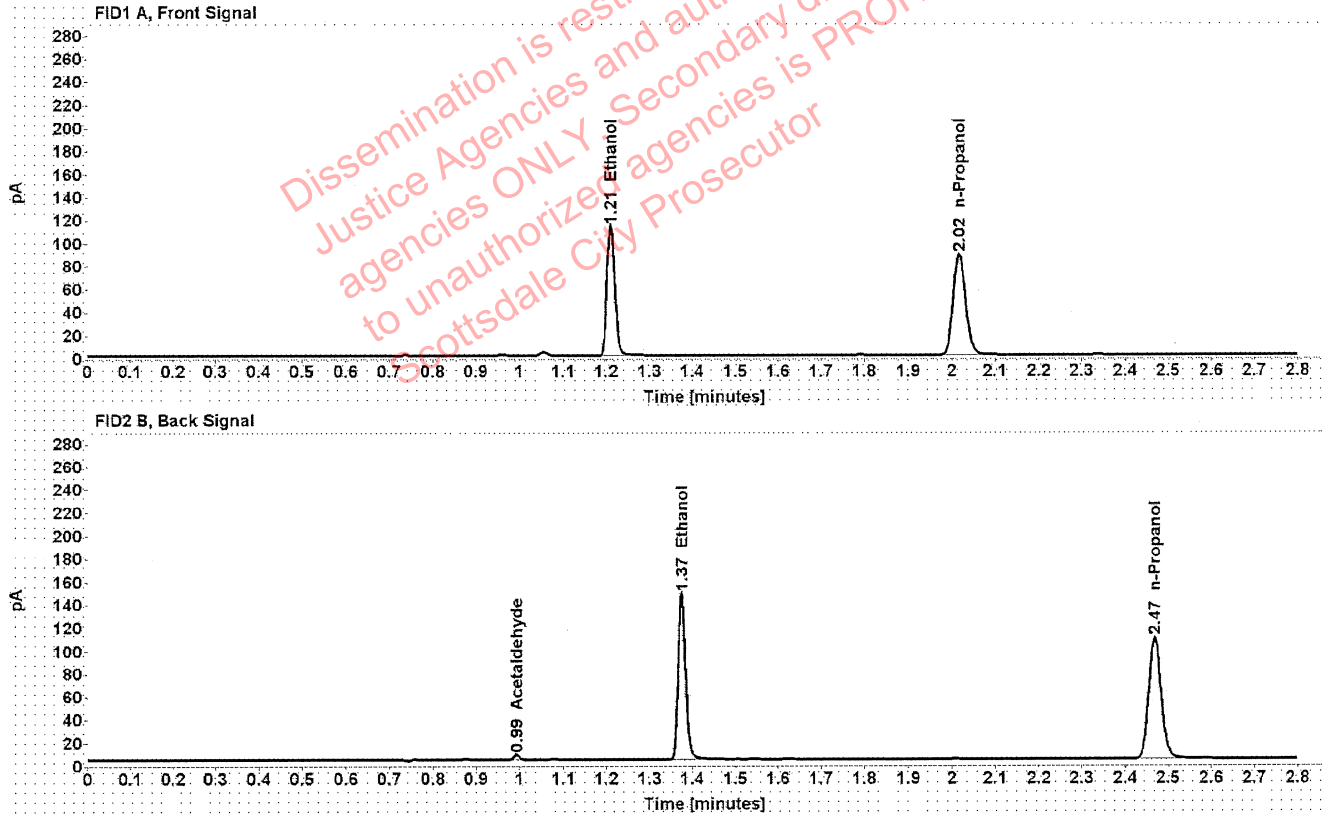


Table 1: FID 1 A (column DB-ALC1)

Compound	Amount (g/100mL)	Time (min)	Peak Area
>Ethanol	0.2211	1.210	143.686
n-Propanol	-----	2.017	175.039

Table 2: FID 2 B (column DB-ALC2)

Compound	Time (min)	Peak Area
Acetaldehyde	0.993	4.337
Ethanol	1.375	180.985
n-Propanol	2.469	215.127

Scottsdale Police Department Crime Lab Volatiles Analysis

Sample:	1351494	Vial:	26
Description:	[REDACTED]	LIMS ID:	[REDACTED]
Method:	ethanol quant.M	Sequence:	05Jan21
Instrument:	US14173023 CN14160045	Injection date:	1/5/2021 3:43:46 PM
Data file:	C:\Chem32\1\Data\05Jan21\26.D	Analyst:	Brooke

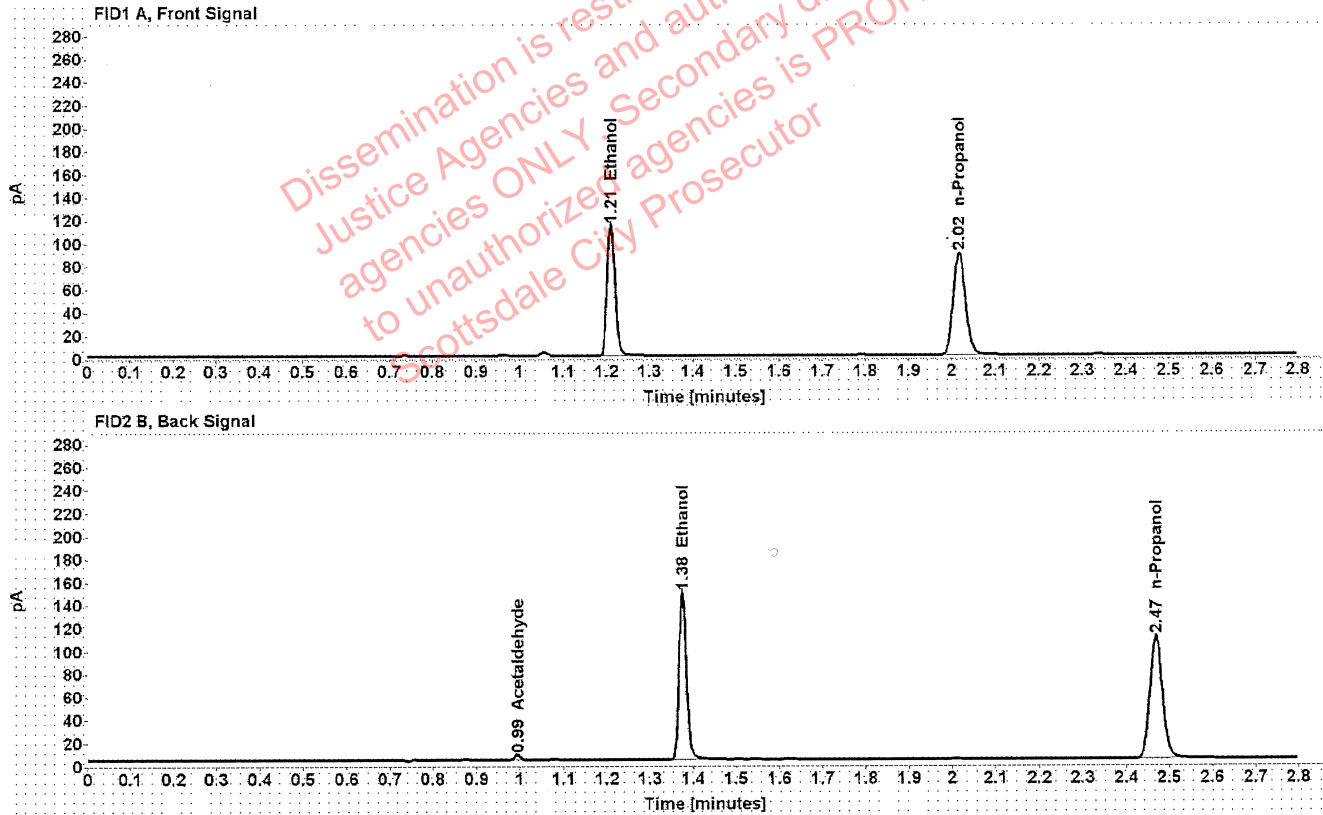


Table 1: FID 1 A (column DB-ALC1)

Compound	Amount (g/100mL)	Time (min)	Peak Area
>Ethanol	0.2202	1.210	144.972
n-Propanol	-----	2.017	177.333

Table 2: FID 2 B (column DB-ALC2)

Compound	Time (min)	Peak Area
Acetaldehyde	0.993	4.358
Ethanol	1.375	182.134
n-Propanol	2.469	217.843

Scottsdale Police Department Crime Lab Volatiles Analysis

Sample:	1351205	Vial:	27
Description:	[REDACTED]	LIMS ID:	[REDACTED]
Method:	ethanol quant.M	Sequence:	05Jan21
Instrument:	US14173023 CN14160045	Injection date:	1/5/2021 3:47:45 PM
Data file:	C:\Chem32\1\Data\05Jan21\27.D	Analyst:	Brooke

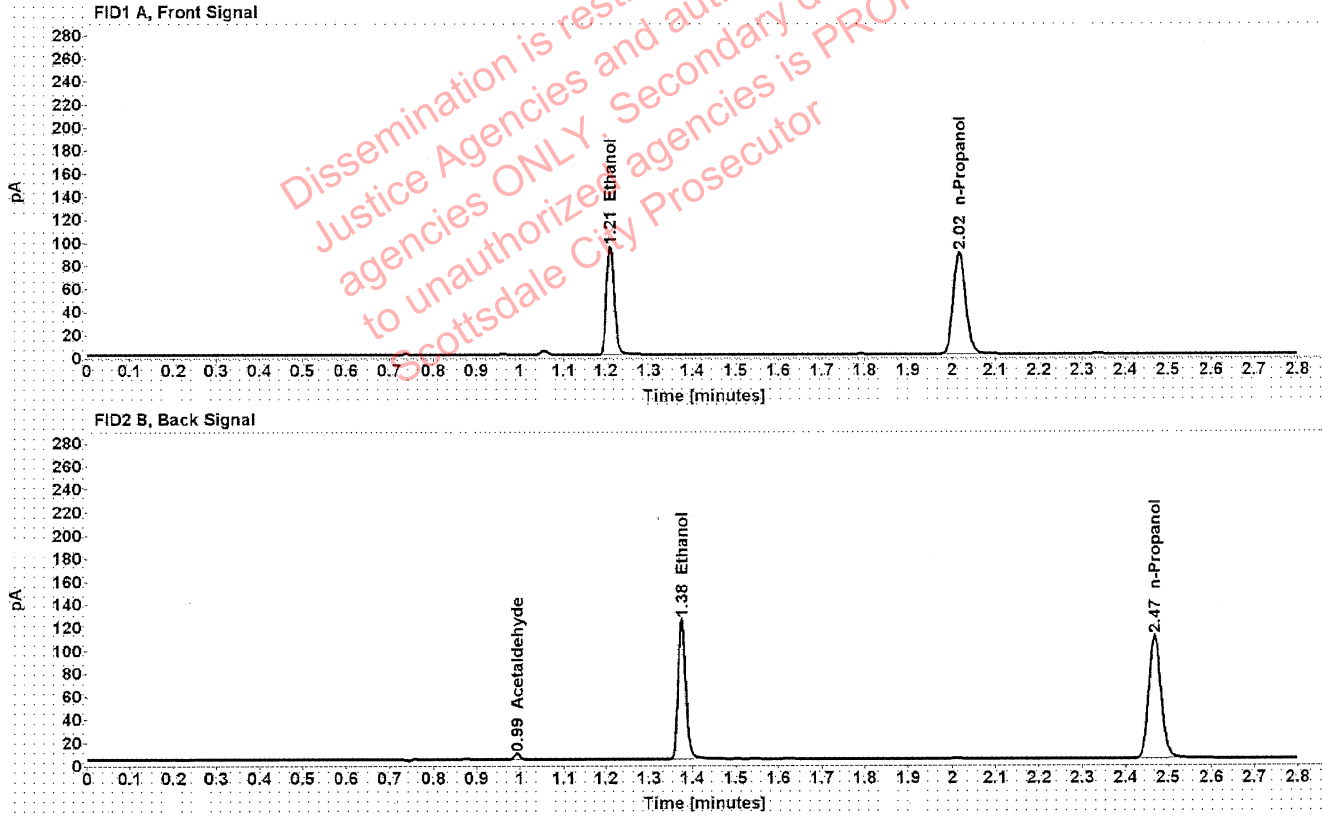


Table 1: FID 1 A (column DB-ALC1)

Compound	Amount (g/100mL)	Time (min)	Peak Area
>Ethanol	0.1843	1.210	120.644
n-Propanol	-----	2.017	176.538

Table 2: FID 2 B (column DB-ALC2)

Compound	Time (min)	Peak Area
Acetaldehyde	0.993	4.752
Ethanol	1.375	149.993
n-Propanol	2.468	216.835

[REDACTED]: Brooke, Phillip - (06-Jan-2021)

Case: [REDACTED] User: pbrooke 1/6/2021

Scottsdale Police Department Crime Lab Volatiles Analysis

Sample:	1351205	Vial:	28
Description:	[REDACTED]	LIMS ID:	[REDACTED]
Method:	ethanol quant.M	Sequence:	05Jan21
Instrument:	US14173023 CN14160045	Injection date:	1/5/2021 3:51:45 PM
Data file:	C:\Chem32\1\Data\05Jan21\28.D	Analyst:	Brooke

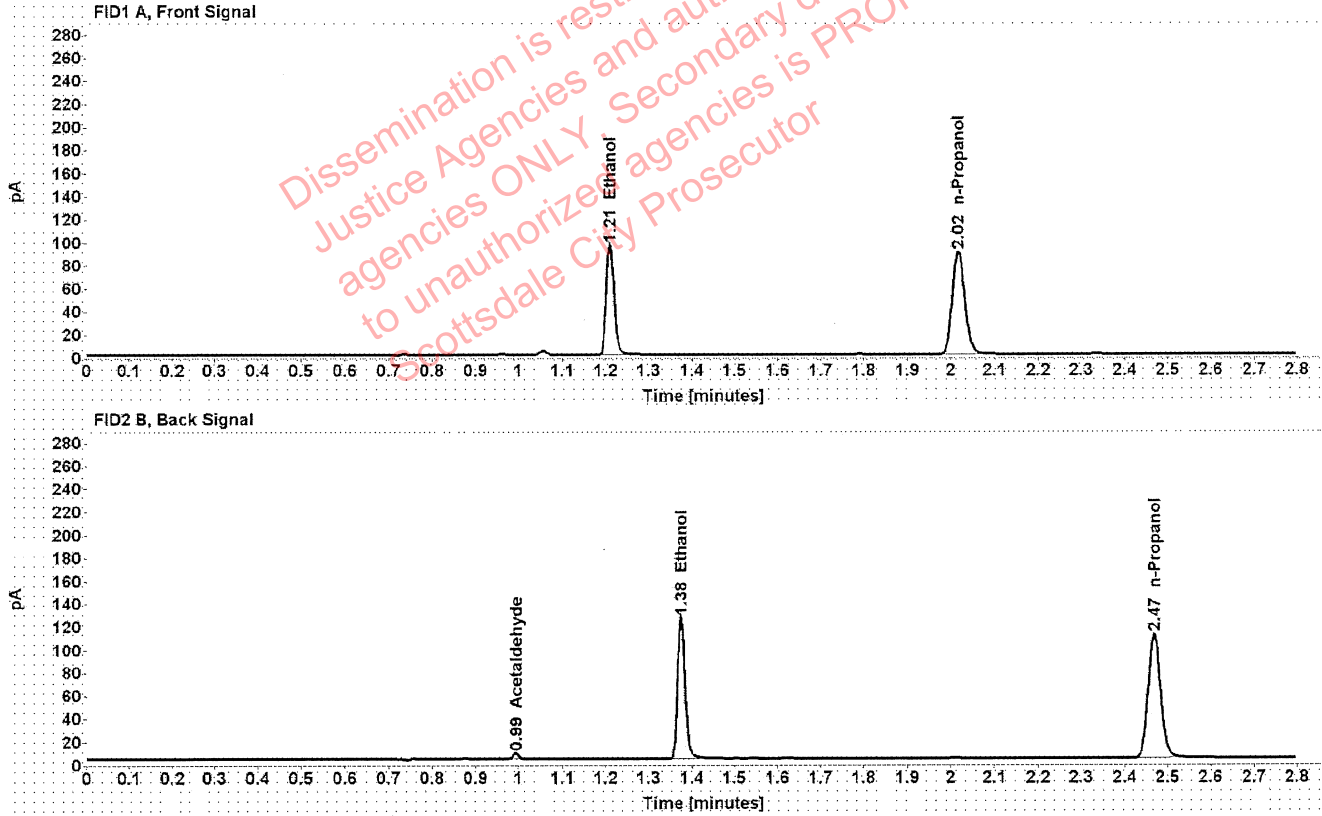


Table 1: FID 1 A (column DB-ALC1)

Compound	Amount (g/100mL)	Time (min)	Peak Area
>Ethanol	0.1853	1.210	122.544
n-Propanol	-----	2.017	178.264

Table 2: FID 2 B (column DB-ALC2)

Compound	Time (min)	Peak Area
Acetaldehyde	0.993	4.785
Ethanol	1.375	154.091
n-Propanol	2.469	219.216

Scottsdale Police Department Crime Lab Volatiles Analysis

Sample:	1351406	Vial:	29
Description:	[REDACTED]	LIMS ID:	[REDACTED]
Method:	ethanol quant.M	Sequence:	05Jan21
Instrument:	US14173023 CN14160045	Injection date:	1/5/2021 3:55:46 PM
Data file:	C:\Chem32\1\Data\05Jan21\29.D	Analyst:	Brooke

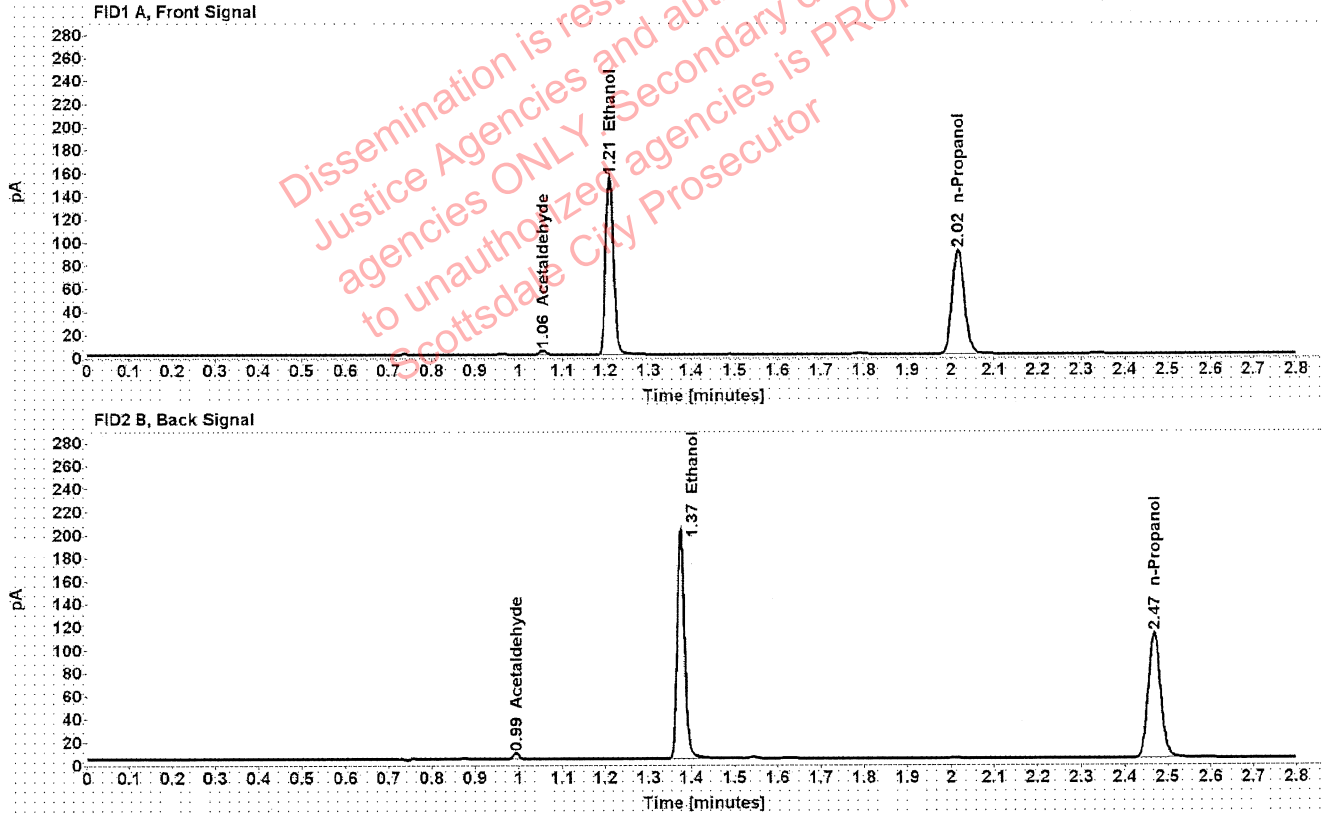


Table 1: FID 1 A (column DB-ALC1)

Compound	Amount (g/100mL)	Time (min)	Peak Area
Acetaldehyde	-----	1.056	3.824
>Ethanol	0.2940	1.210	196.694
n-Propanol	-----	2.017	179.960

Table 2: FID 2 B (column DB-ALC2)

Compound	Time (min)	Peak Area
Acetaldehyde	0.993	4.966
Ethanol	1.375	246.939
n-Propanol	2.468	221.170

Scottsdale Police Department Crime Lab Volatiles Analysis

Sample:	1351406	Vial:	30
Description:	[REDACTED]	LIMS ID:	[REDACTED]
Method:	ethanol quant.M	Sequence:	05Jan21
Instrument:	US14173023 CN14160045	Injection date:	1/5/2021 3:59:46 PM
Data file:	C:\Chem32\1\Data\05Jan21\30.D	Analyst:	Brooke

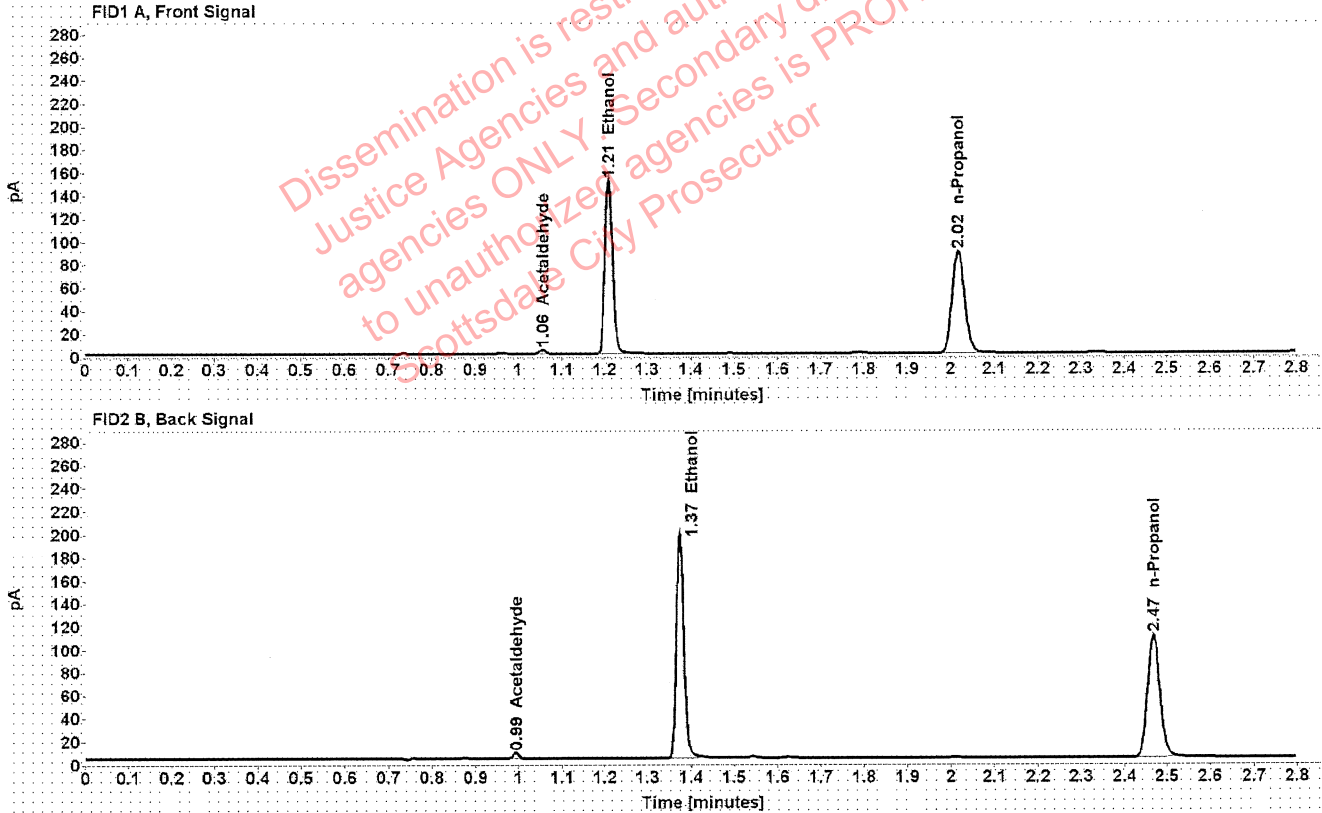


Table 1: FID 1 A (column DB-ALC1)

Compound	Amount (g/100mL)	Time (min)	Peak Area
Acetaldehyde	-----	1.056	3.752
>Ethanol	0.2932	1.210	192.634
n-Propanol	-----	2.017	176.777

Table 2: FID 2 B (column DB-ALC2)

Compound	Time (min)	Peak Area
Acetaldehyde	0.993	4.880
Ethanol	1.375	240.333
n-Propanol	2.468	217.091

Scottsdale Police Department Crime Lab Volatiles Analysis

Sample:	1351496	Vial:	32
Description:	██████████	LIMS ID:	██████████
Method:	ethanol quant.M	Sequence:	05Jan21
Instrument:	US14173023 CN14160045	Injection date:	1/5/2021 4:08:01 PM
Data file:	C:\Chem32\1\Data\05Jan21\32.D	Analyst:	Brooke

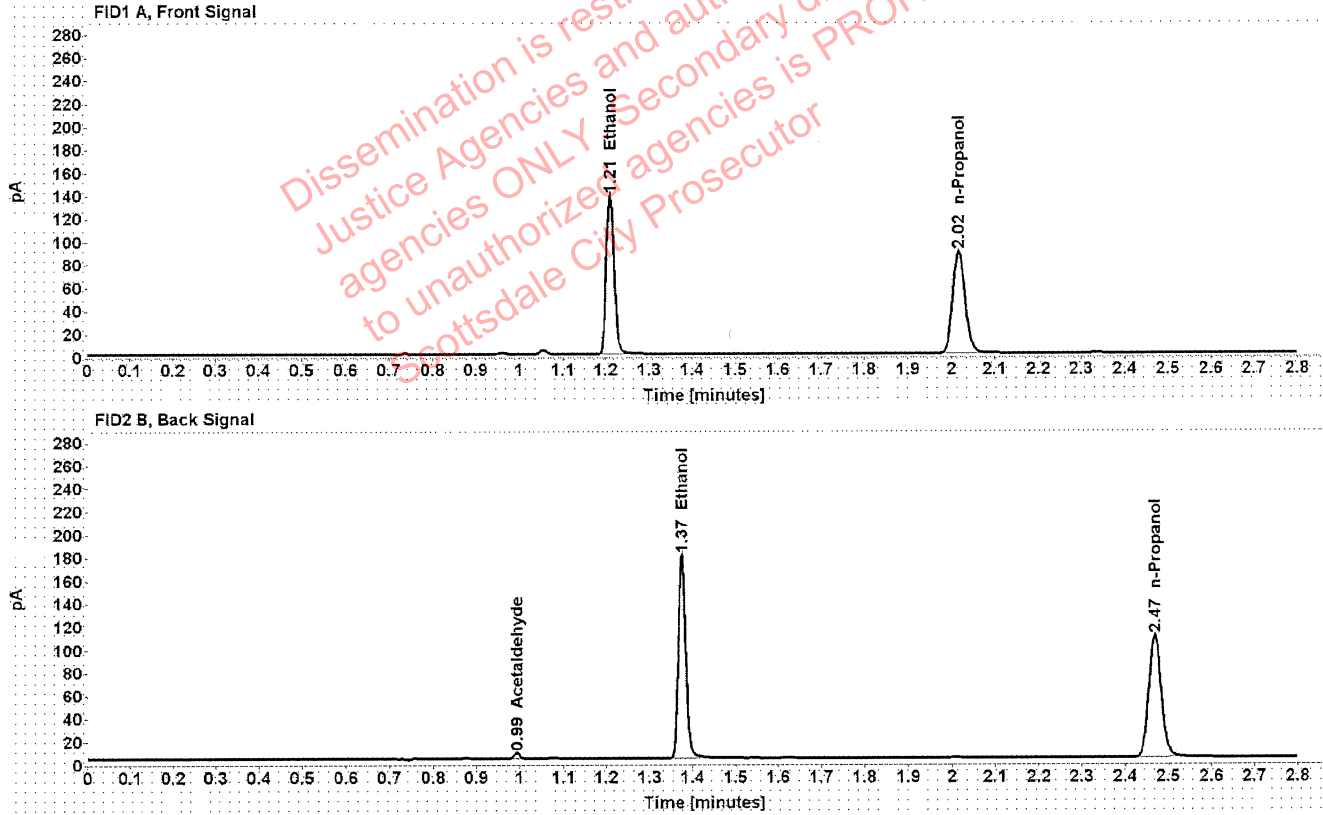


Table 1: FID 1 A (column DB-ALC1)

Compound	Amount (g/100mL)	Time (min)	Peak Area
>Ethanol	0.2673	1.210	175.218
n-Propanol	-----	2.017	176.406

Table 2: FID 2 B (column DB-ALC2)

Compound	Time (min)	Peak Area
Acetaldehyde	0.993	4.628
Ethanol	1.375	218.815
n-Propanol	2.468	216.841

Scottsdale Police Department Crime Lab Volatiles Analysis

Sample:	1351496	Vial:	33
Description:	[REDACTED]	LIMS ID:	[REDACTED]
Method:	ethanol quant.M	Sequence:	05Jan21
Instrument:	US14173023 CN14160045	Injection date:	1/5/2021 4:12:00 PM
Data file:	C:\Chem32\1\Data\05Jan21\33.D	Analyst:	Brooke

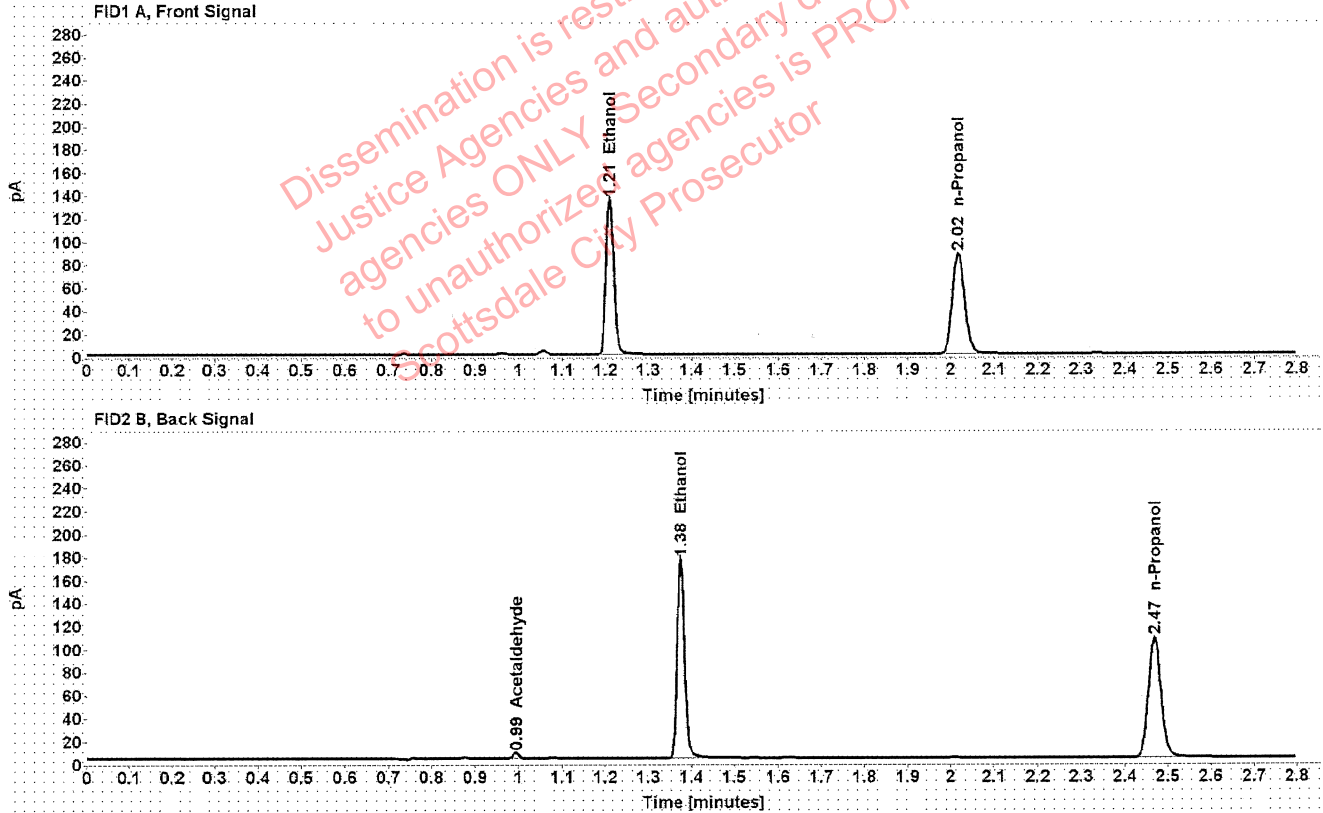


Table 1: FID 1 A (column DB-ALC1)

Compound	Amount (g/100mL)	Time (min)	Peak Area
>Ethanol	0.2661	1.210	171.712
n-Propanol	-----	2.017	173.657

Table 2: FID 2 B (column DB-ALC2)

Compound	Time (min)	Peak Area
Acetaldehyde	0.993	4.592
Ethanol	1.375	214.327
n-Propanol	2.469	213.425

[REDACTED]: Brooke, Phillip - (06-Jan-2021)

Case: [REDACTED] User: pbrooke 1/6/2021

Scottsdale Police Department Crime Lab Volatiles Analysis

Sample:	1351498	Vial:	34
Description:	[REDACTED]	LIMS ID:	[REDACTED]
Method:	ethanol quant.M	Sequence:	05Jan21
Instrument:	US14173023 CN14160045	Injection date:	1/5/2021 4:16:00 PM
Data file:	C:\Chem32\1\Data\05Jan21\34.D	Analyst:	Brooke

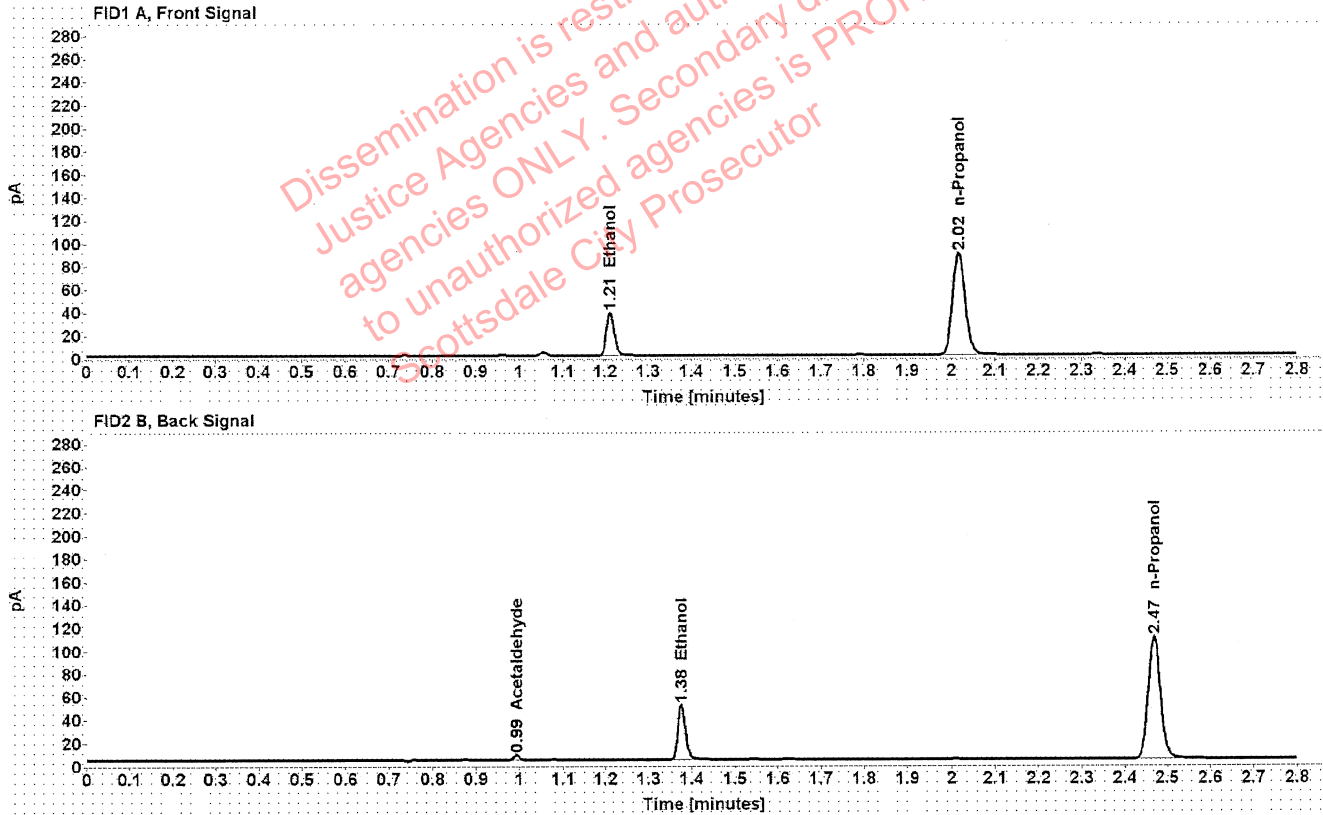


Table 1: FID 1 A (column DB-ALC1)

Compound	Amount (g/100mL)	Time (min)	Peak Area
>Ethanol	0.0737	1.211	47.878
n-Propanol	-----	2.017	176.672

Table 2: FID 2 B (column DB-ALC2)

Compound	Time (min)	Peak Area
Acetaldehyde	0.993	4.025
Ethanol	1.376	60.122
n-Propanol	2.469	217.079

Scottsdale Police Department Crime Lab Volatiles Analysis

Sample:	1351498	Vial:	35
Description:	██████████	LIMS ID:	██████████
Method:	ethanol quant.M	Sequence:	05Jan21
Instrument:	US14173023 CN14160045	Injection date:	1/5/2021 4:20:00 PM
Data file:	C:\Chem32\1\Data\05Jan21\35.D	Analyst:	Brooke

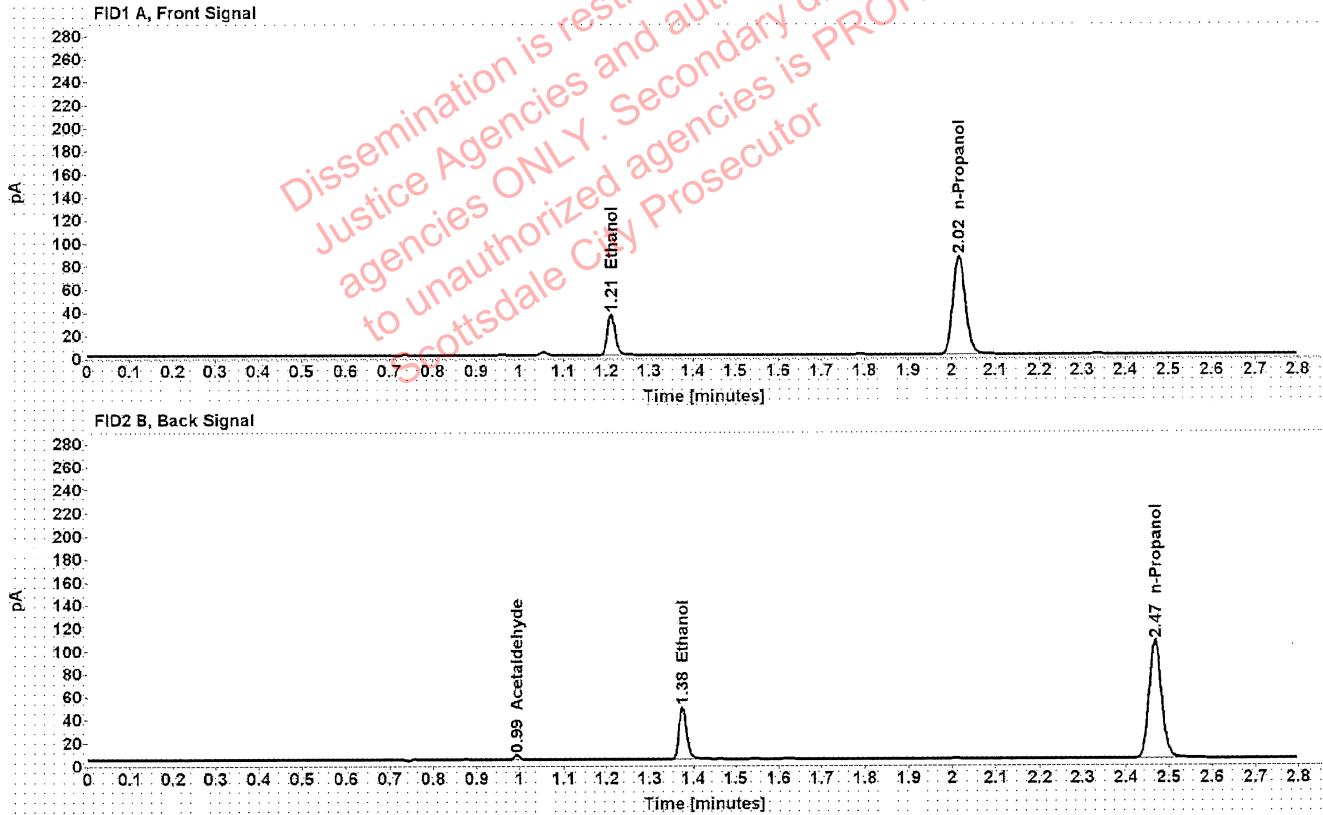


Table 1: FID 1 A (column DB-ALC1)

Compound	Amount (g/100mL)	Time (min)	Peak Area
>Ethanol	0.0727	1.211	45.575
n-Propanol	-----	2.017	170.506

Table 2: FID 2 B (column DB-ALC2)

Compound	Time (min)	Peak Area
Acetaldehyde	0.993	3.952
Ethanol	1.375	56.351
n-Propanol	2.468	209.515

Scottsdale Police Department Crime Lab Volatiles Analysis

Sample:	1351918	Vial:	36
Description:	[REDACTED]	LIMS ID:	[REDACTED]
Method:	ethanol quant.M	Sequence:	05Jan21
Instrument:	US14173023 CN14160045	Injection date:	1/5/2021 4:24:00 PM
Data file:	C:\Chem32\1\Data\05Jan21\36.D	Analyst:	Brooke

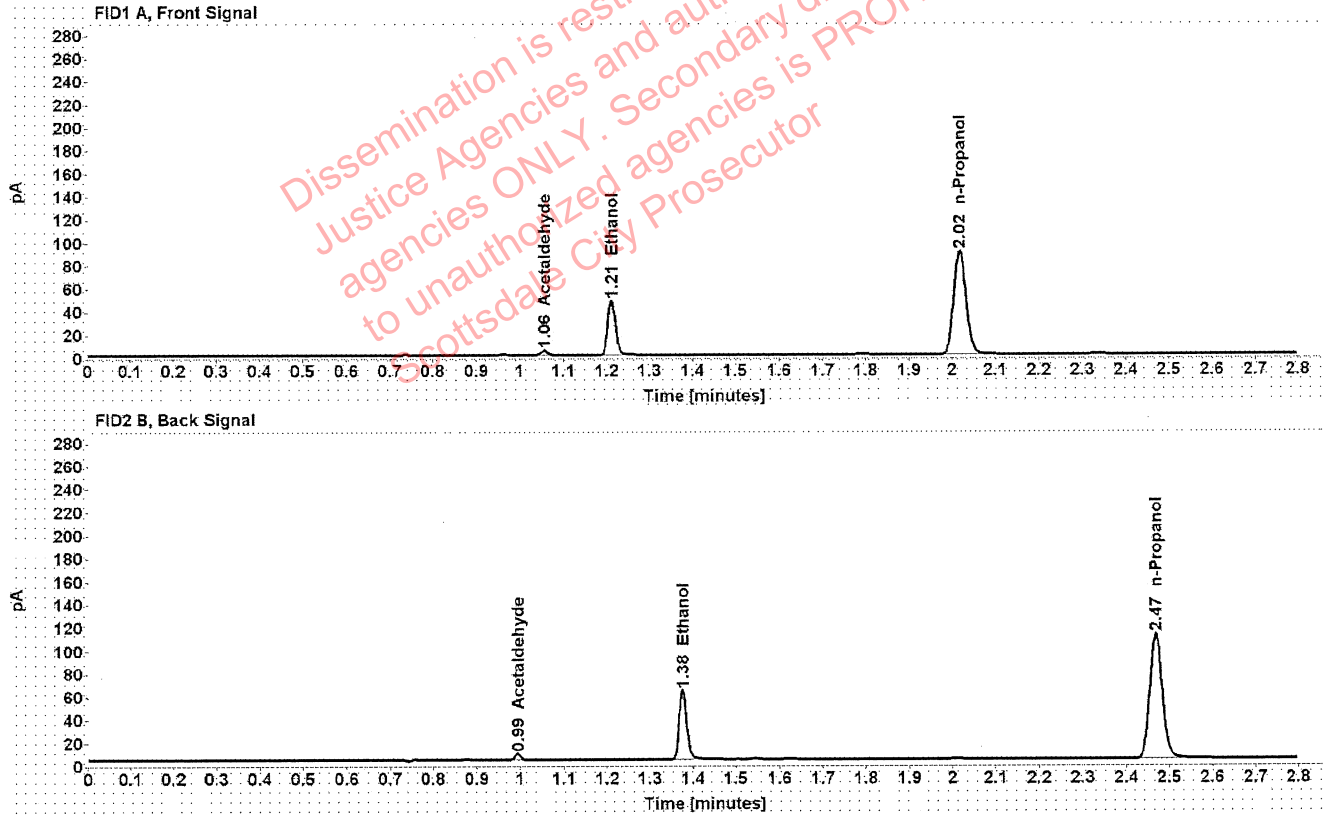


Table 1: FID 1 A (column DB-ALC1)

Compound	Amount (g/100mL)	Time (min)	Peak Area
Acetaldehyde	-----	1.056	4.180
>Ethanol	0.0917	1.211	60.739
n-Propanol	-----	2.017	179.596

Table 2: FID 2 B (column DB-ALC2)

Compound	Time (min)	Peak Area
Acetaldehyde	0.993	5.430
Ethanol	1.376	75.197
n-Propanol	2.469	220.793

Scottsdale Police Department Crime Lab Volatiles Analysis

Sample:	1351918	Vial:	37
Description:	██████████	LIMS ID:	██████████
Method:	ethanol quant.M	Sequence:	05Jan21
Instrument:	US14173023 CN14160045	Injection date:	1/5/2021 4:28:15 PM
Data file:	C:\Chem32\1\Data\05Jan21\37.D	Analyst:	Brooke

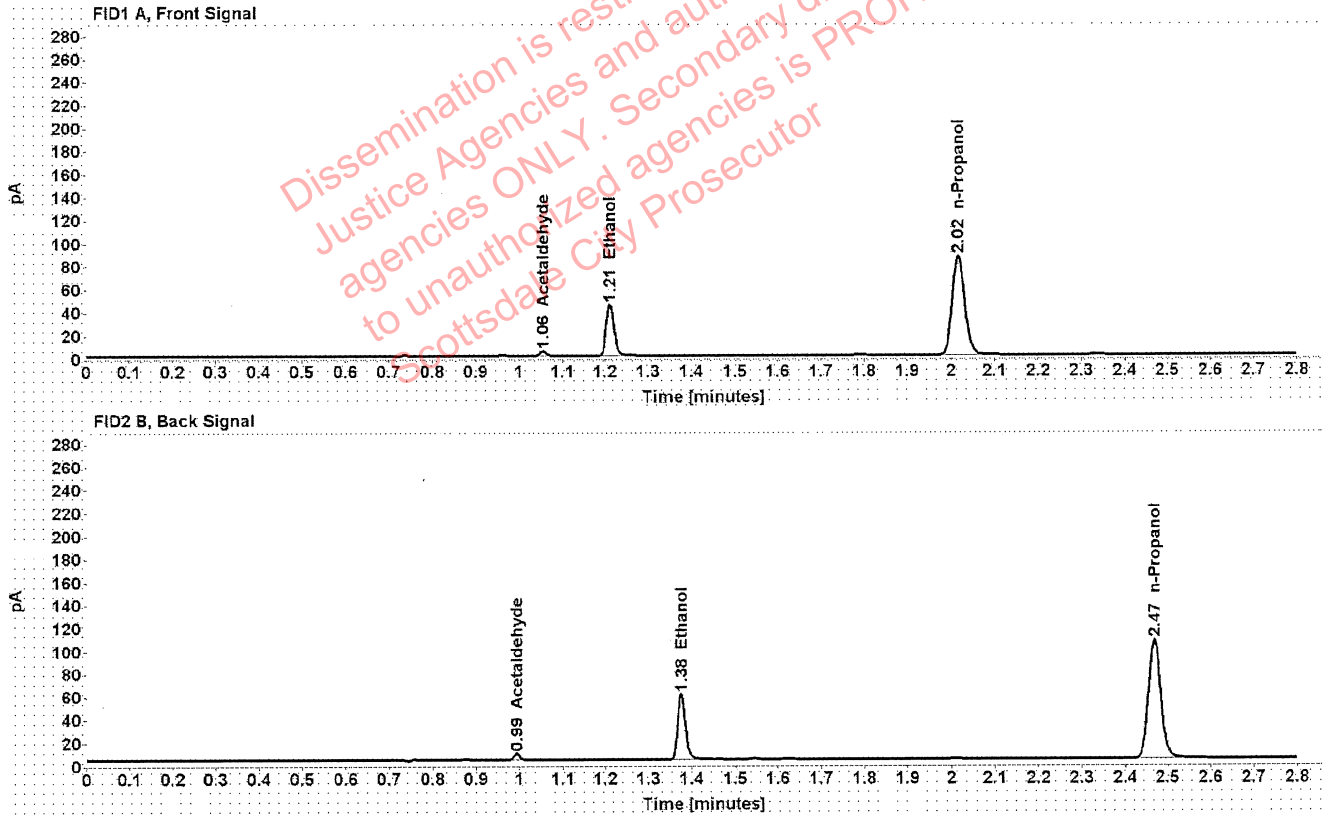


Table 1: FID 1 A (column DB-ALC1)

Compound	Amount (g/100mL)	Time (min)	Peak Area
Acetaldehyde	-----	1.056	4.049
>Ethanol	0.0906	1.211	57.486
n-Propanol	-----	2.017	172.095

Table 2: FID 2 B (column DB-ALC2)

Compound	Time (min)	Peak Area
Acetaldehyde	0.993	5.283
Ethanol	1.375	70.826
n-Propanol	2.468	211.411

Scottsdale Police Department Crime Lab Volatiles Analysis

Sample:	1351640	Vial:	38
Description:	██████████	LIMS ID:	██████████
Method:	ethanol quant.M	Sequence:	05Jan21
Instrument:	US14173023 CN14160045	Injection date:	1/5/2021 4:32:15 PM
Data file:	C:\Chem32\1\Data\05Jan21\38.D	Analyst:	Brooke

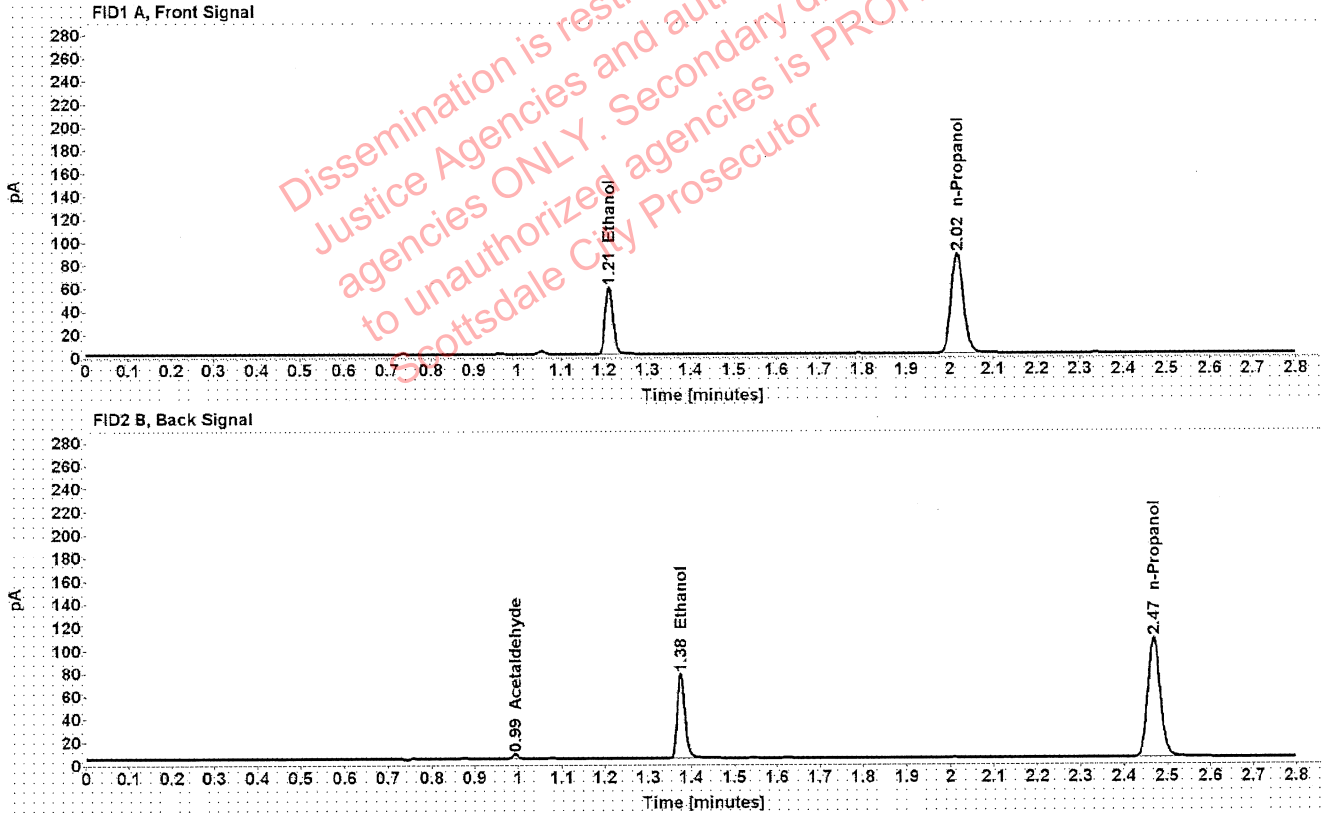


Table 1: FID 1 A (column DB-ALC1)

Compound	Amount (g/100mL)	Time (min)	Peak Area
>Ethanol	0.1161	1.211	74.068
n-Propanol	-----	2.017	172.568

Table 2: FID 2 B (column DB-ALC2)

Compound	Time (min)	Peak Area
Acetaldehyde	0.993	3.818
Ethanol	1.375	92.033
n-Propanol	2.469	211.683

Scottsdale Police Department Crime Lab Volatiles Analysis

Sample:	1351640	Vial:	39
Description:	██████████	LIMS ID:	██████████
Method:	ethanol quant.M	Sequence:	05Jan21
Instrument:	US14173023 CN14160045	Injection date:	1/5/2021 4:36:15 PM
Data file:	C:\Chem32\1\Data\05Jan21\39.D	Analyst:	Brooke

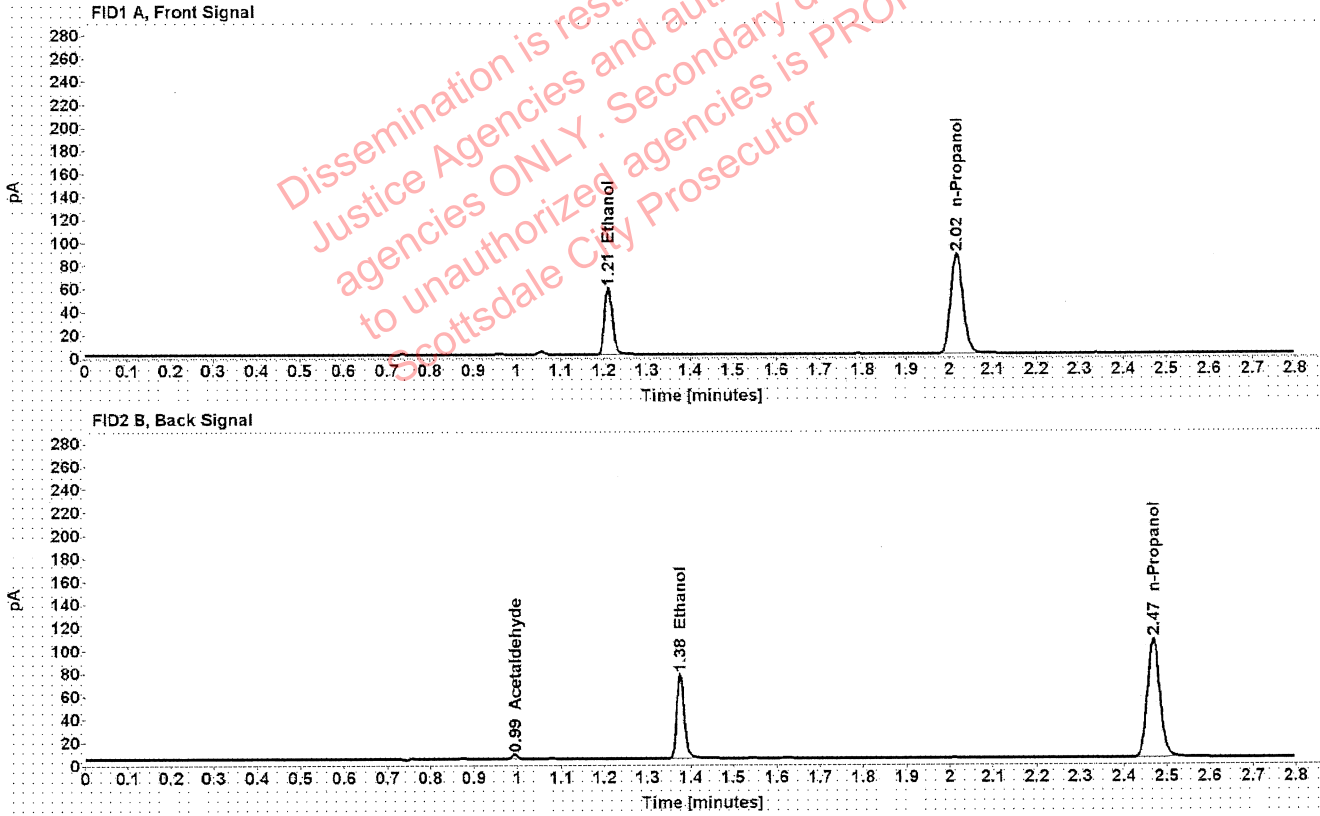


Table 1: FID 1 A (column DB-ALC1)

Compound	Amount (g/100mL)	Time (min)	Peak Area
>Ethanol	0.1158	1.211	73.759
n-Propanol	-----	2.017	172.396

Table 2: FID 2 B (column DB-ALC2)

Compound	Time (min)	Peak Area
Acetaldehyde	0.993	3.843
Ethanol	1.375	91.426
n-Propanol	2.468	211.346

Scottsdale Police Department Crime Lab Volatiles Analysis

Sample:	1350124	Vial:	40
Description:	[REDACTED]	LIMS ID:	[REDACTED]
Method:	ethanol quant.M	Sequence:	05Jan21
Instrument:	US14173023 CN14160045	Injection date:	1/5/2021 4:40:15 PM
Data file:	C:\Chem32\1\Data\05Jan21\40.D	Analyst:	Brooke

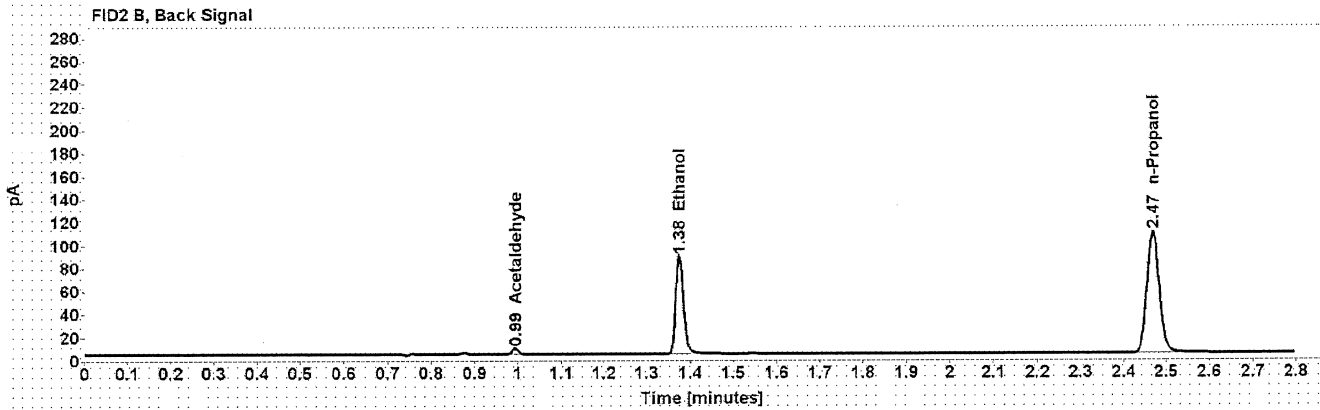
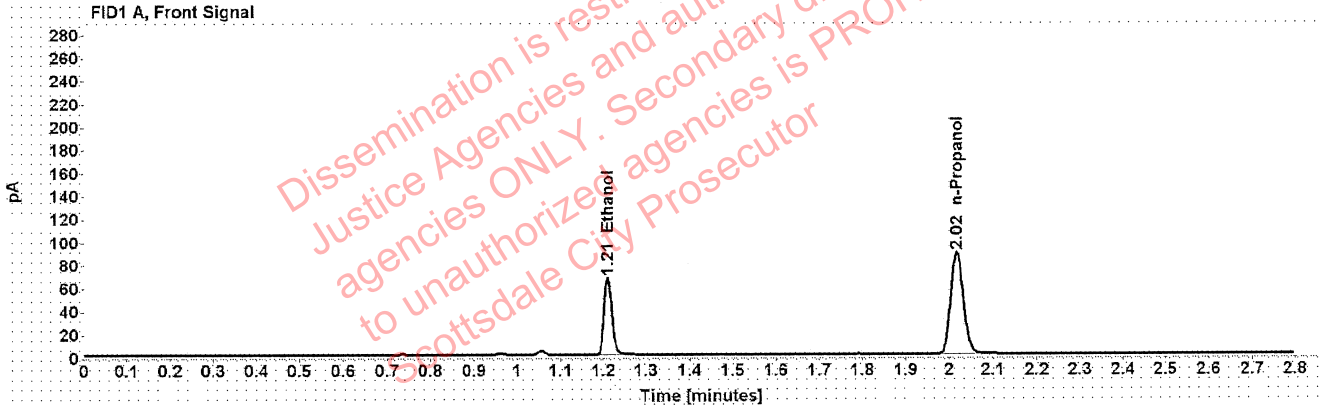


Table 1: FID 1 A (column DB-ALC1)

Compound	Amount (g/100mL)	Time (min)	Peak Area
>Ethanol	0.1309	1.211	85.258
n-Propanol	-----	2.017	175.992

Table 2: FID 2 B (column DB-ALC2)

Compound	Time (min)	Peak Area
Acetaldehyde	0.993	4.874
Ethanol	1.375	105.670
n-Propanol	2.469	215.882

Scottsdale Police Department Crime Lab Volatiles Analysis

Sample:	1350124	Vial:	41
Description:	██████████	LIMS ID:	██████████
Method:	ethanol quant.M	Sequence:	05Jan21
Instrument:	US14173023 CN14160045	Injection date:	1/5/2021 4:44:15 PM
Data file:	C:\Chem32\1\Data\05Jan21\41.D	Analyst:	Brooke

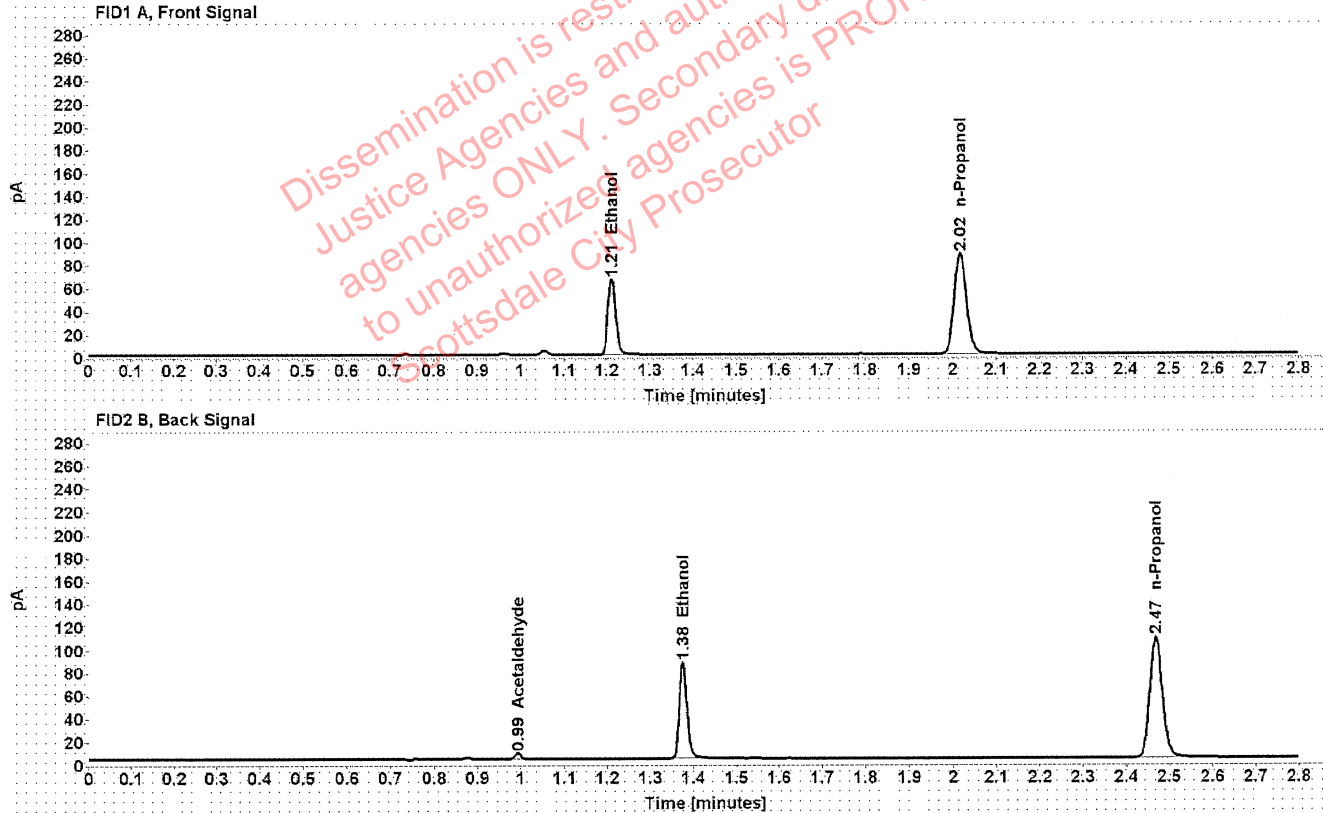


Table 1: FID 1 A (column DB-ALC1)

Compound	Amount (g/100mL)	Time (min)	Peak Area
>Ethanol	0.1307	1.211	84.219
n-Propanol	-----	2.017	174.211

Table 2: FID 2 B (column DB-ALC2)

Compound	Time (min)	Peak Area
Acetaldehyde	0.993	4.804
Ethanol	1.375	104.427
n-Propanol	2.469	213.967

: Brooke, Phillip - (06-Jan-2021)

Case: ██████████ User: pbrooke 1/6/2021

Scottsdale Police Department Crime Lab Volatiles Analysis

Sample:	1350863	Vial:	43
Description:	██████████	LIMS ID:	██████████
Method:	ethanol quant.M	Sequence:	05Jan21
Instrument:	US14173023 CN14160045	Injection date:	1/5/2021 4:52:30 PM
Data file:	C:\Chem32\1\Data\05Jan21\43.D	Analyst:	Brooke

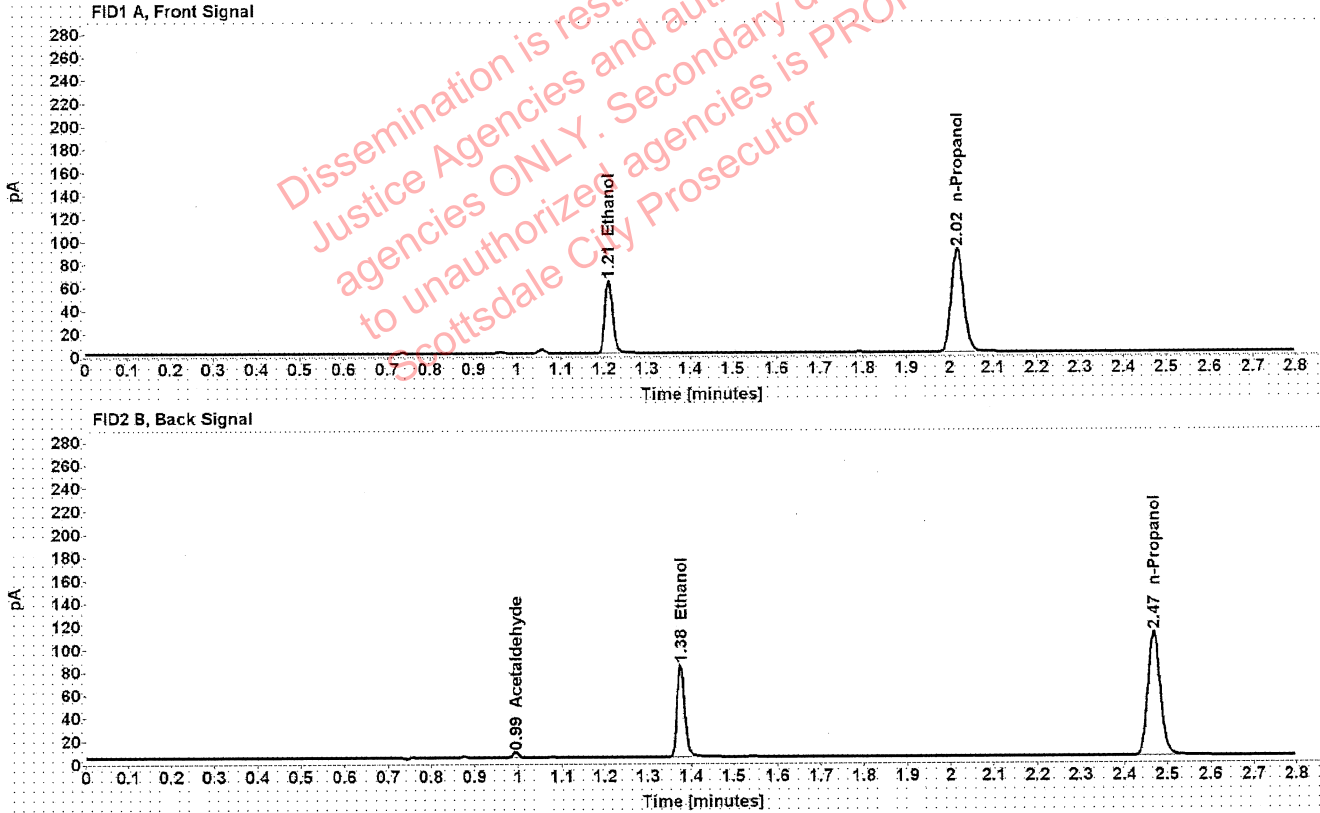


Table 1: FID 1 A (column DB-ALC1)

Compound	Amount (g/100mL)	Time (min)	Peak Area
>Ethanol	0.1214	1.211	80.587
n-Propanol	-----	2.017	179.550

Table 2: FID 2 B (column DB-ALC2)

Compound	Time (min)	Peak Area
Acetaldehyde	0.993	4.436
Ethanol	1.375	99.745
n-Propanol	2.469	220.149

Scottsdale Police Department Crime Lab Volatiles Analysis

Sample:	1350863	Vial:	44
Description:	██████████	LIMS ID:	██████████
Method:	ethanol quant.M	Sequence:	05Jan21
Instrument:	US14173023 CN14160045	Injection date:	1/5/2021 4:56:30 PM
Data file:	C:\Chem32\1\Data\05Jan21\44.D	Analyst:	Brooke

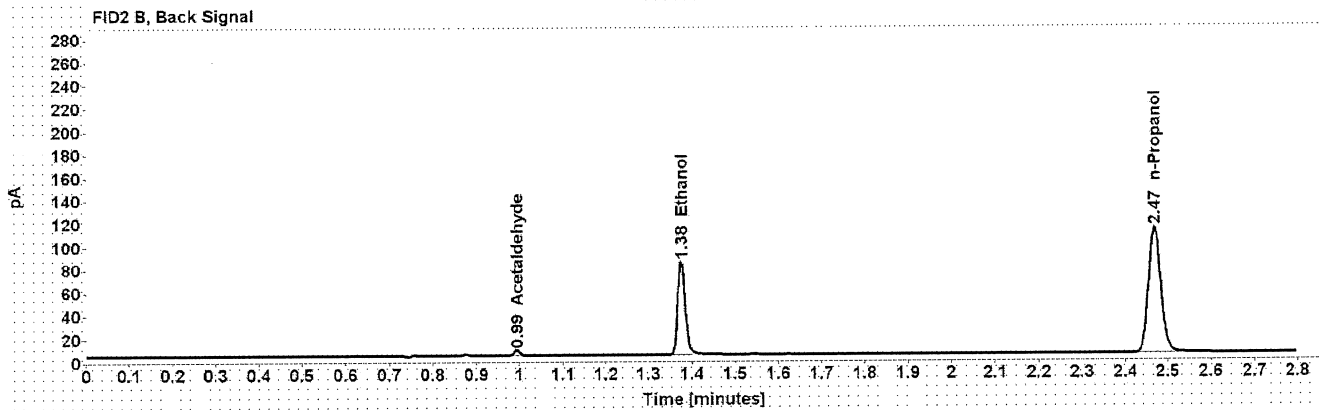
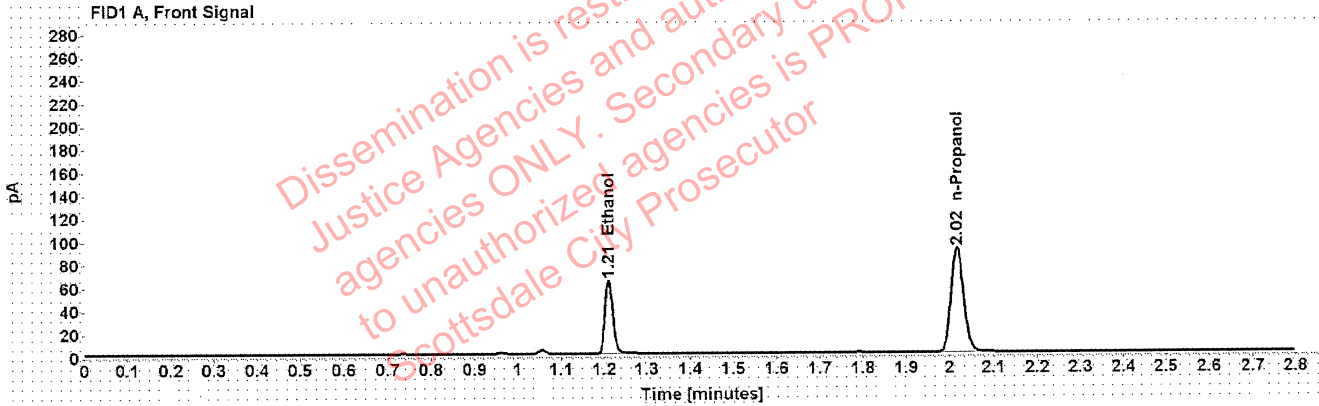


Table 1: FID 1 A (column DB-ALC1)

Compound	Amount (g/100mL)	Time (min)	Peak Area
>Ethanol	0.1216	1.211	81.334
n-Propanol	-----	2.017	180.922

Table 2: FID 2 B (column DB-ALC2)

Compound	Time (min)	Peak Area
Acetaldehyde	0.993	4.428
Ethanol	1.375	100.854
n-Propanol	2.469	221.969

Scottsdale Police Department Crime Lab Volatiles Analysis

Sample:	1352286	Vial:	45
Description:	[REDACTED]	LIMS ID:	[REDACTED]
Method:	ethanol quant.M	Sequence:	05Jan21
Instrument:	US14173023 CN14160045	Injection date:	1/5/2021 5:00:30 PM
Data file:	C:\Chem32\1\Data\05Jan21\45.D	Analyst:	Brooke

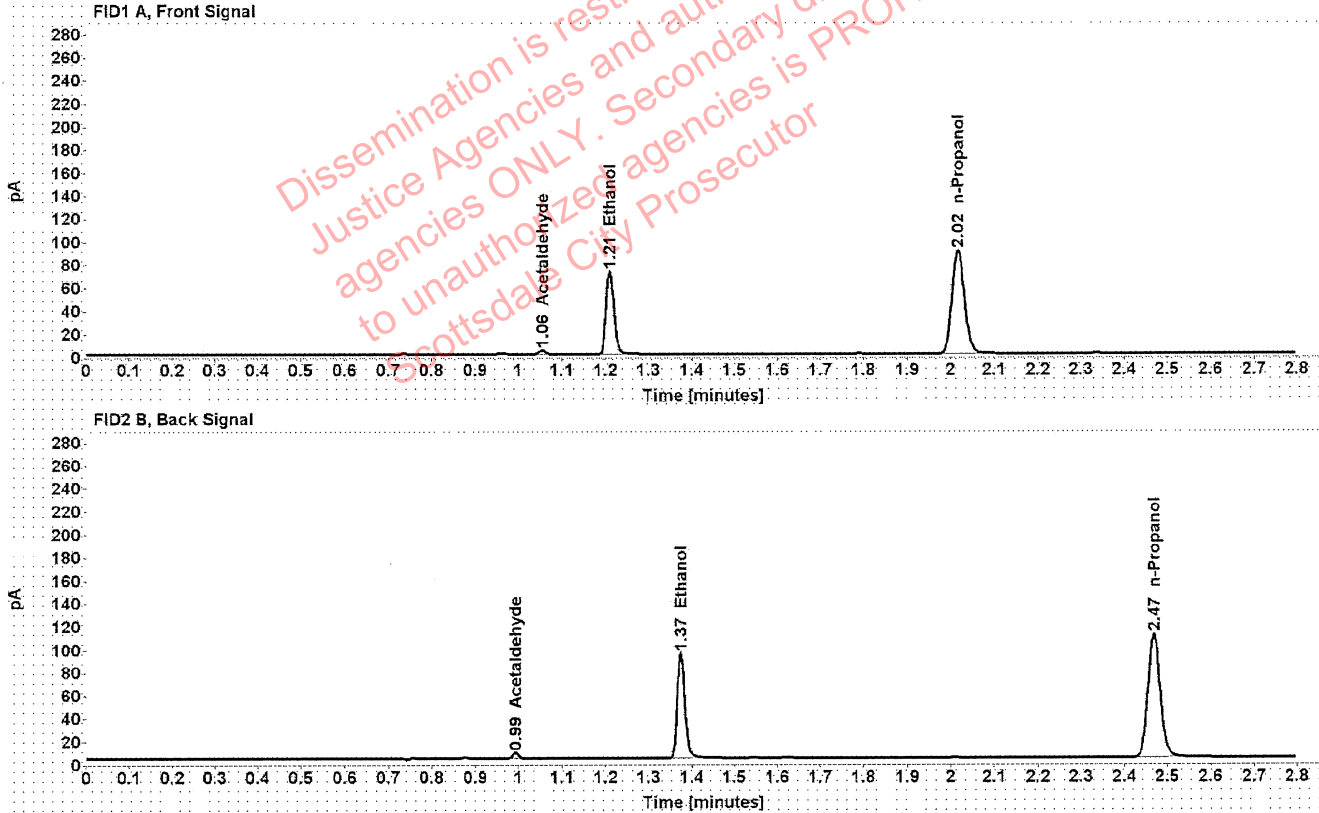


Table 1: FID 1 A (column DB-ALC1)

Compound	Amount (g/100mL)	Time (min)	Peak Area
Acetaldehyde	-----	1.056	3.787
>Ethanol	0.1383	1.210	91.729
n-Propanol	-----	2.017	179.210

Table 2: FID 2 B (column DB-ALC2)

Compound	Time (min)	Peak Area
Acetaldehyde	0.993	5.005
Ethanol	1.375	113.511
n-Propanol	2.468	219.841

Scottsdale Police Department Crime Lab Volatiles Analysis

Sample:	1352286	Vial:	46
Description:	██████████	LIMS ID:	██████████
Method:	ethanol quant.M	Sequence:	05Jan21
Instrument:	US14173023 CN14160045	Injection date:	1/5/2021 5:04:31 PM
Data file:	C:\Chem32\1\Data\05Jan21\46.D	Analyst:	Brooke

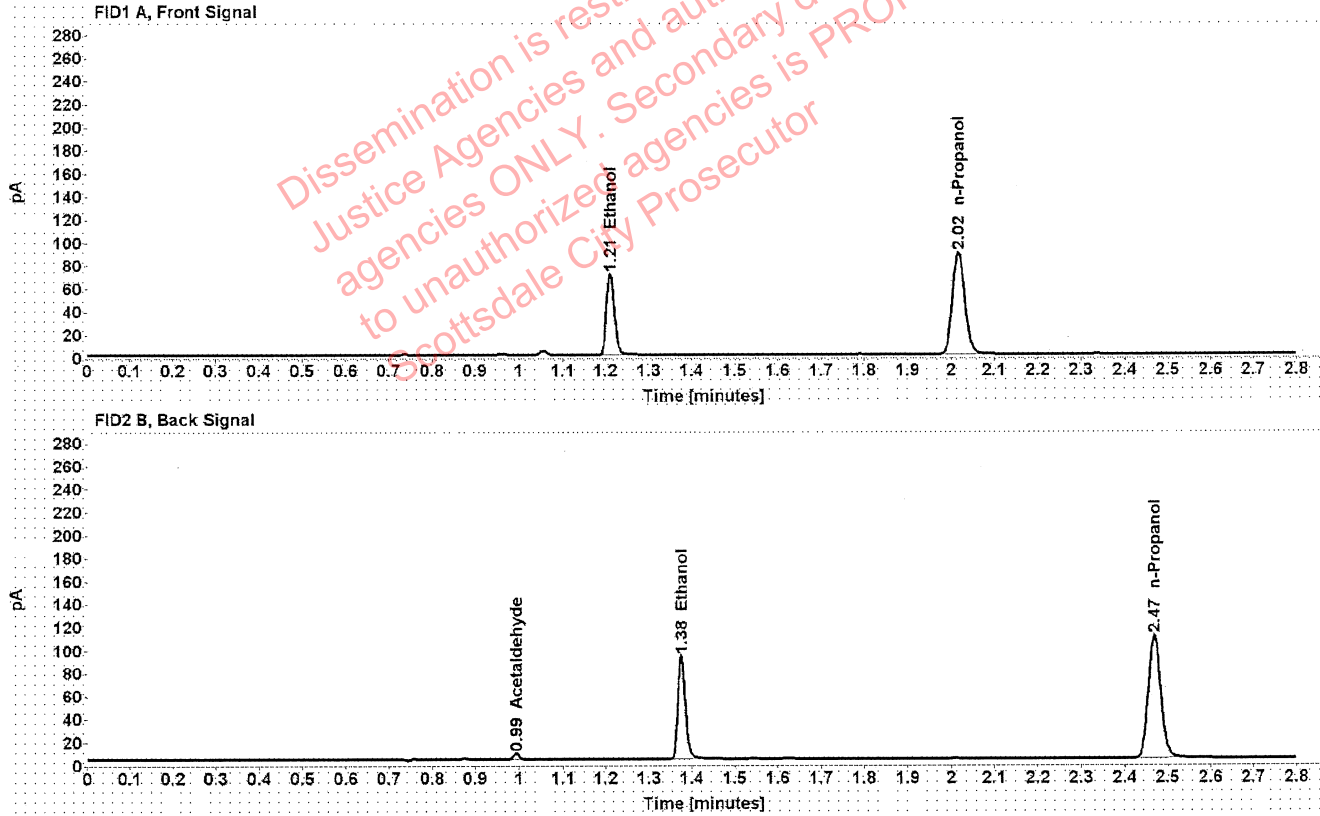


Table 1: FID 1 A (column DB-ALC1)

Compound	Amount (g/100mL)	Time (min)	Peak Area
>Ethanol	0.1371	1.211	89.870
n-Propanol	-----	2.017	177.090

Table 2: FID 2 B (column DB-ALC2)

Compound	Time (min)	Peak Area
Acetaldehyde	0.993	4.835
Ethanol	1.375	111.368
n-Propanol	2.469	217.036

[REDACTED]: Brooke, Phillip - (06-Jan-2021)

Case: [REDACTED] User: pbrooke 1/6/2021

Scottsdale Police Department Crime Lab Volatiles Analysis

Sample:	1352441	Vial:	47
Description:	[REDACTED]	LIMS ID:	[REDACTED]
Method:	ethanol quant.M	Sequence:	05Jan21
Instrument:	US14173023 CN14160045	Injection date:	1/5/2021 5:08:30 PM
Data file:	C:\Chem32\1\Data\05Jan21\47.D	Analyst:	Brooke

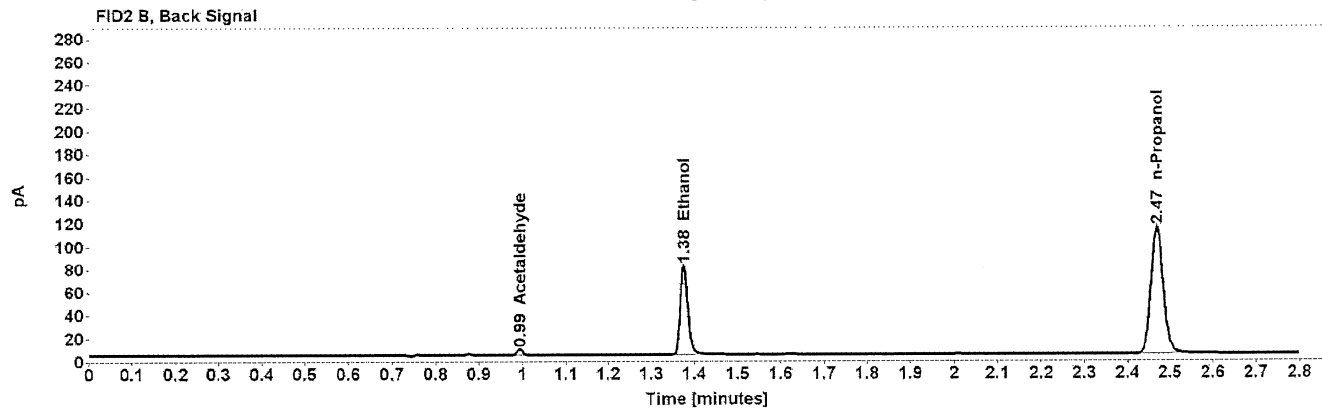
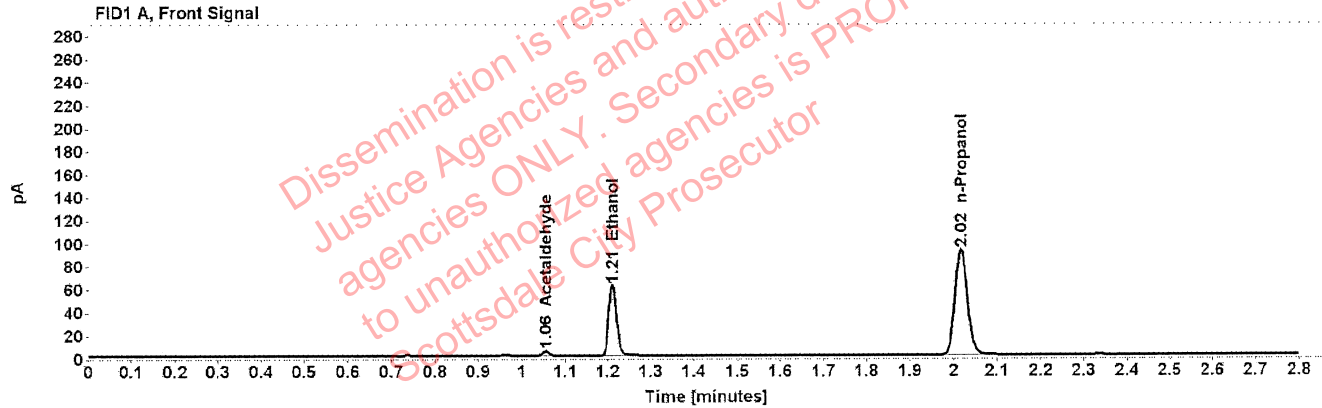


Table 1: FID 1 A (column DB-ALC1)

Compound	Amount (g/100mL)	Time (min)	Peak Area
Acetaldehyde	-----	1.056	3.872
>Ethanol	0.1158	1.211	78.159
n-Propanol	-----	2.017	182.634

Table 2: FID 2 B (column DB-ALC2)

Compound	Time (min)	Peak Area
Acetaldehyde	0.993	5.047
Ethanol	1.375	96.654
n-Propanol	2.469	223.813

[REDACTED]: Brooke, Phillip - (06-Jan-2021)

Case: [REDACTED] User: pbrooke 1/6/2021

Scottsdale Police Department Crime Lab Volatiles Analysis

Sample:	1352441	Vial:	48
Description:	[REDACTED]	LIMS ID:	[REDACTED]
Method:	ethanol quant.M	Sequence:	05Jan21
Instrument:	US14173023 CN14160045	Injection date:	1/5/2021 5:12:30 PM
Data file:	C:\Chem32\1\Data\05Jan21\48.D	Analyst:	Brooke

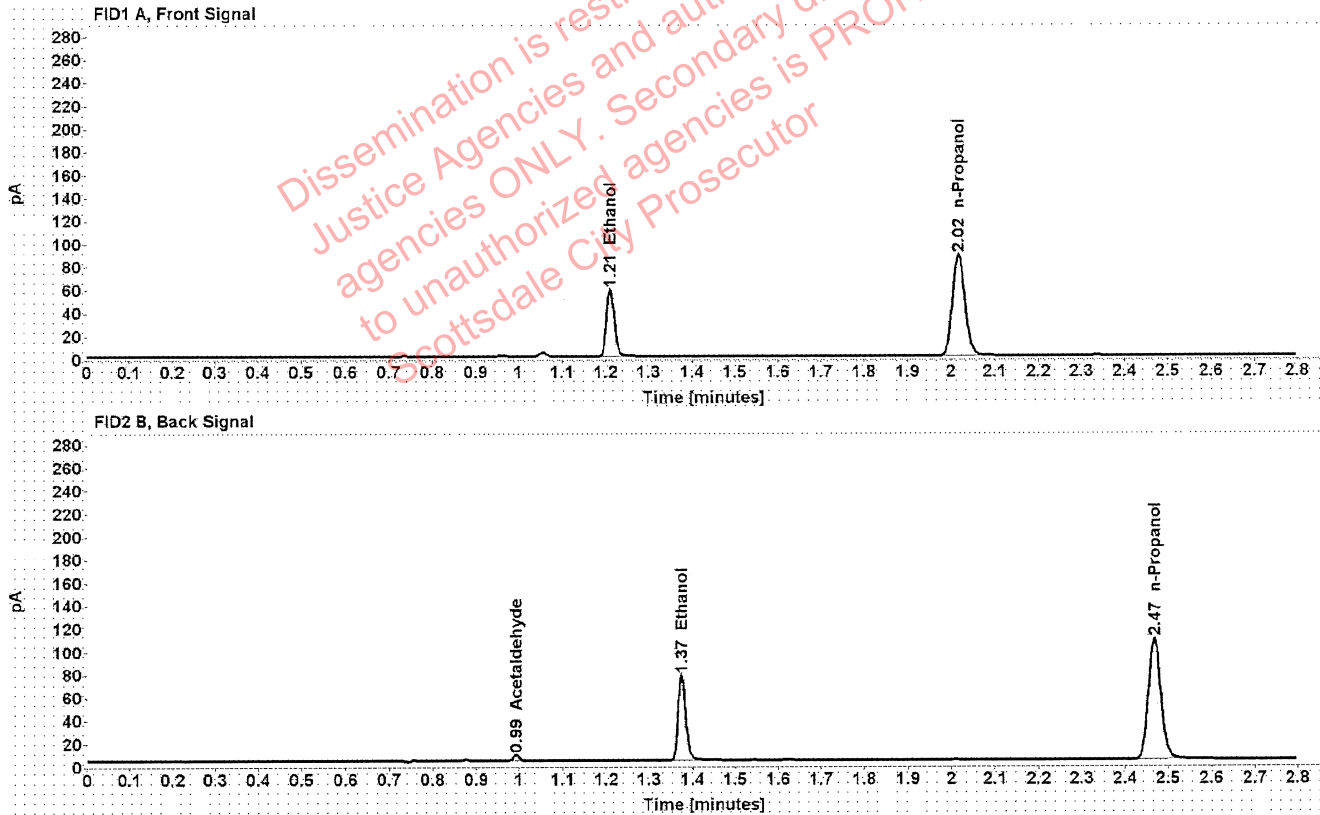


Table 1: FID 1 A (column DB-ALC1)

Compound	Amount (g/100mL)	Time (min)	Peak Area
>Ethanol	0.1149	1.211	74.150
n-Propanol	-----	2.017	174.681

Table 2: FID 2 B (column DB-ALC2)

Compound	Time (min)	Peak Area
Acetaldehyde	0.993	4.916
Ethanol	1.375	91.620
n-Propanol	2.468	213.935

Brooke, Phillip - (06-Jan-2021)

Case: User: pbrooke 1/6/2021

Scottsdale Police Department Crime Lab Volatiles Analysis

Sample:	1351506	Vial:	49
Description:		LIMS ID:	
Method:	ethanol quant.M	Sequence:	05Jan21
Instrument:	US14173023 CN14160045	Injection date:	1/5/2021 5:16:45 PM
Data file:	C:\Chem32\1\Data\05Jan21\49.D	Analyst:	Brooke

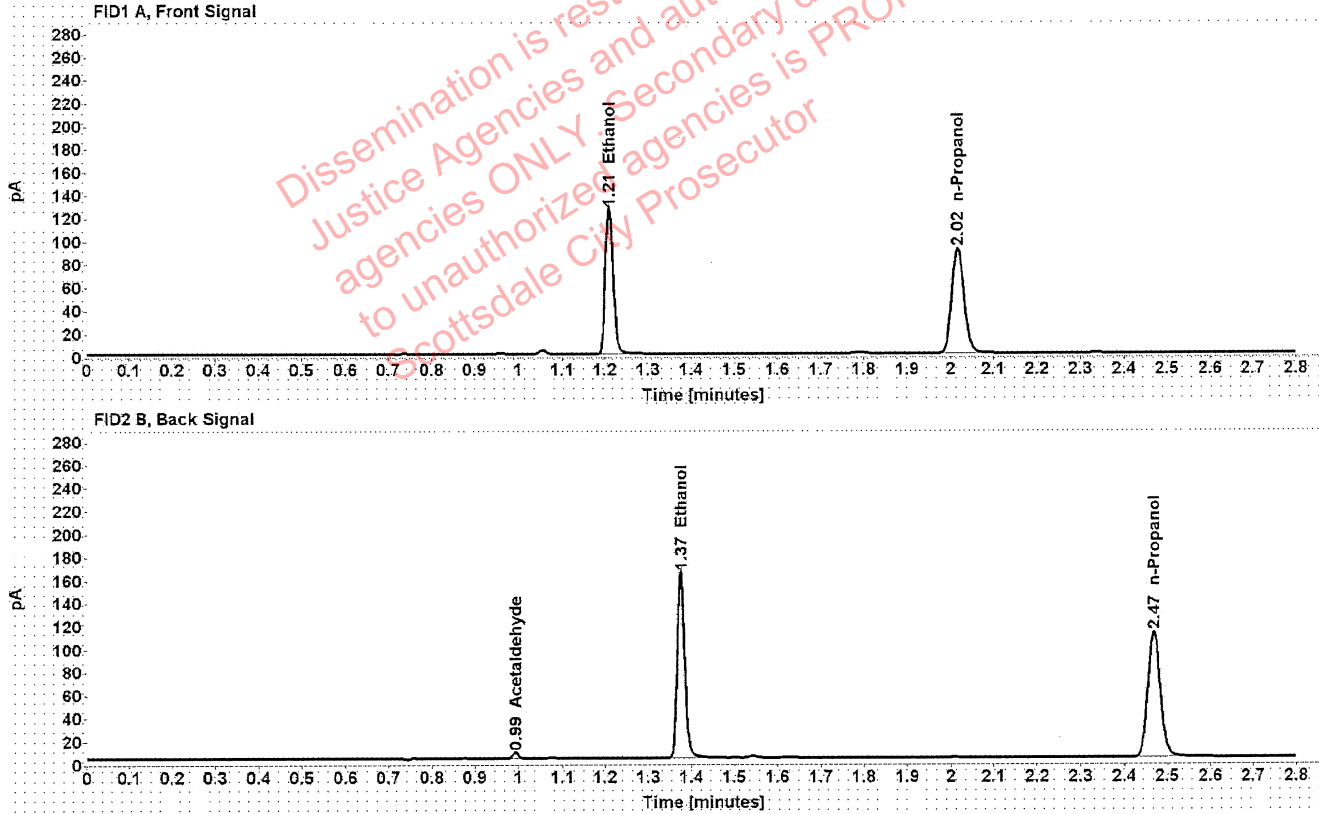


Table 1: FID 1 A (column DB-ALC1)

Compound	Amount (g/100mL)	Time (min)	Peak Area
>Ethanol	0.2383	1.210	160.373
n-Propanol	-----	2.017	181.207

Table 2: FID 2 B (column DB-ALC2)

Compound	Time (min)	Peak Area
Acetaldehyde	0.993	4.617
Ethanol	1.375	199.928
n-Propanol	2.468	222.171

[REDACTED]: Brooke, Phillip - (06-Jan-2021)

Case: [REDACTED] User: pbrooke 1/6/2021

Scottsdale Police Department Crime Lab Volatiles Analysis

Sample:	1351506	Vial:	50
Description:	[REDACTED]	LIMS ID:	[REDACTED]
Method:	ethanol quant.M	Sequence:	05Jan21
Instrument:	US14173023 CN14160045	Injection date:	1/5/2021 5:20:45 PM
Data file:	C:\Chem32\1\Data\05Jan21\50.D	Analyst:	Brooke

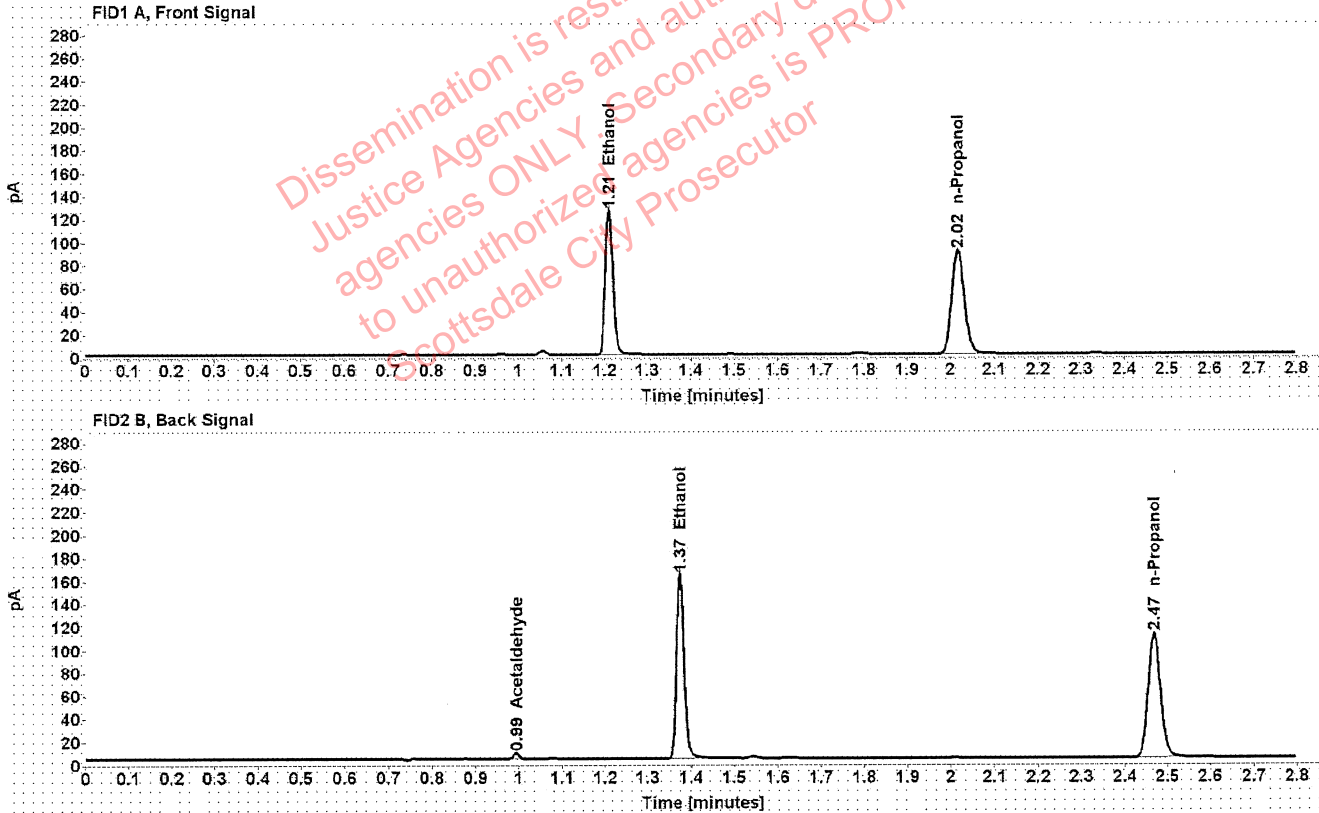


Table 1: FID 1 A (column DB-ALC1)

Compound	Amount (g/100mL)	Time (min)	Peak Area
>Ethanol	0.2387	1.210	159.513
n-Propanol	-----	2.017	179.902

Table 2: FID 2 B (column DB-ALC2)

Compound	Time (min)	Peak Area
Acetaldehyde	0.993	4.627
Ethanol	1.375	198.839
n-Propanol	2.469	220.710

Scottsdale Police Department Crime Lab Volatiles Analysis

Sample:	1339324	Vial:	51
Description:	[REDACTED]	LIMS ID:	[REDACTED]
Method:	ethanol quant.M	Sequence:	05Jan21
Instrument:	US14173023 CN14160045	Injection date:	1/5/2021 5:24:45 PM
Data file:	C:\Chem32\1\Data\05Jan21\51.D	Analyst:	Brooke

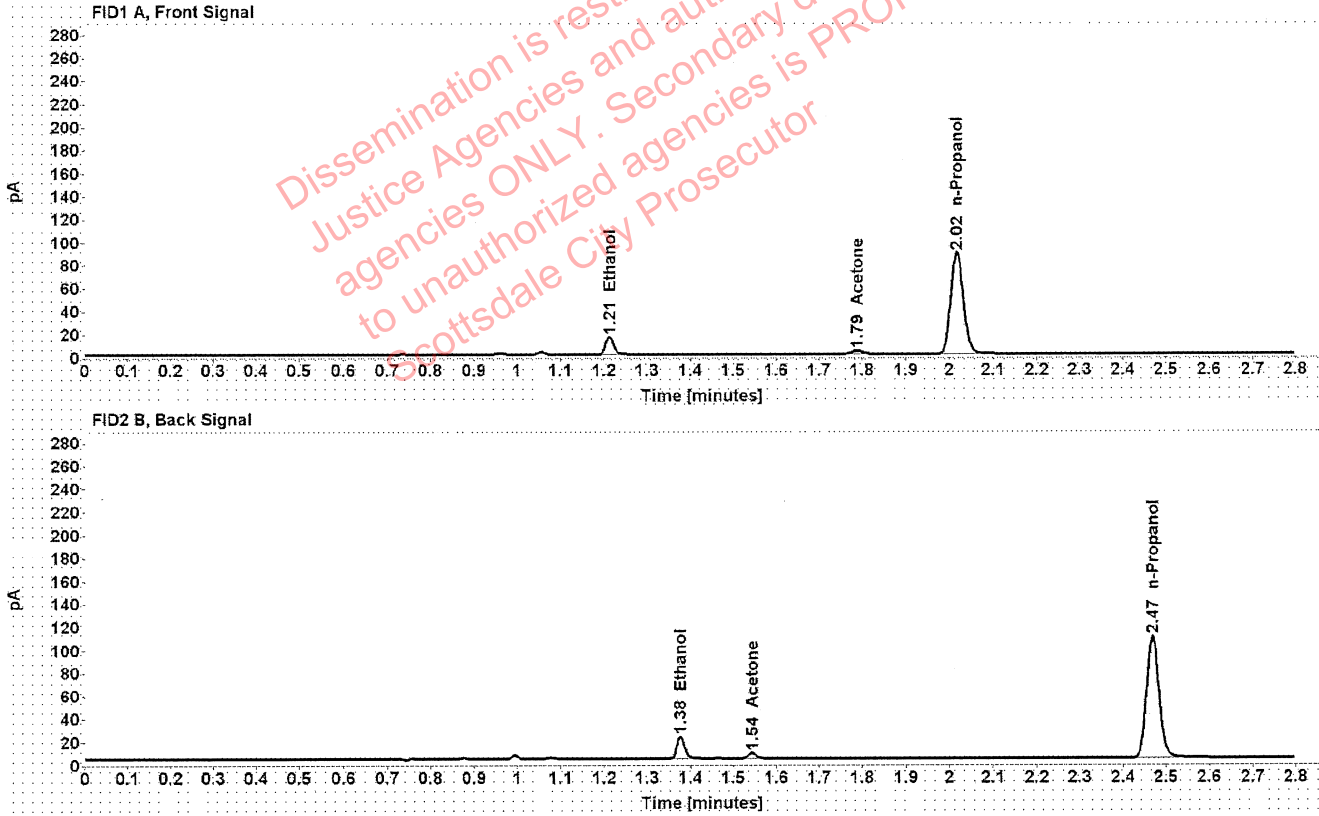


Table 1: FID 1 A (column DB-ALC1)

Compound	Amount (g/100mL)	Time (min)	Peak Area
>Ethanol	0.0311	1.213	19.793
Acetone	-----	1.788	5.189
n-Propanol	-----	2.017	176.710

Table 2: FID 2 B (column DB-ALC2)

Compound	Time (min)	Peak Area
Ethanol	1.377	24.991
Acetone	1.543	6.606
n-Propanol	2.469	216.601

Scottsdale Police Department Crime Lab Volatiles Analysis

Sample:	1339324	Vial:	52
Description:	[REDACTED]	LIMS ID:	[REDACTED]
Method:	ethanol quant.M	Sequence:	05Jan21
Instrument:	US14173023 CN14160045	Injection date:	1/5/2021 5:28:46 PM
Data file:	C:\Chem32\1\Data\05Jan21\52.D	Analyst:	Brooke

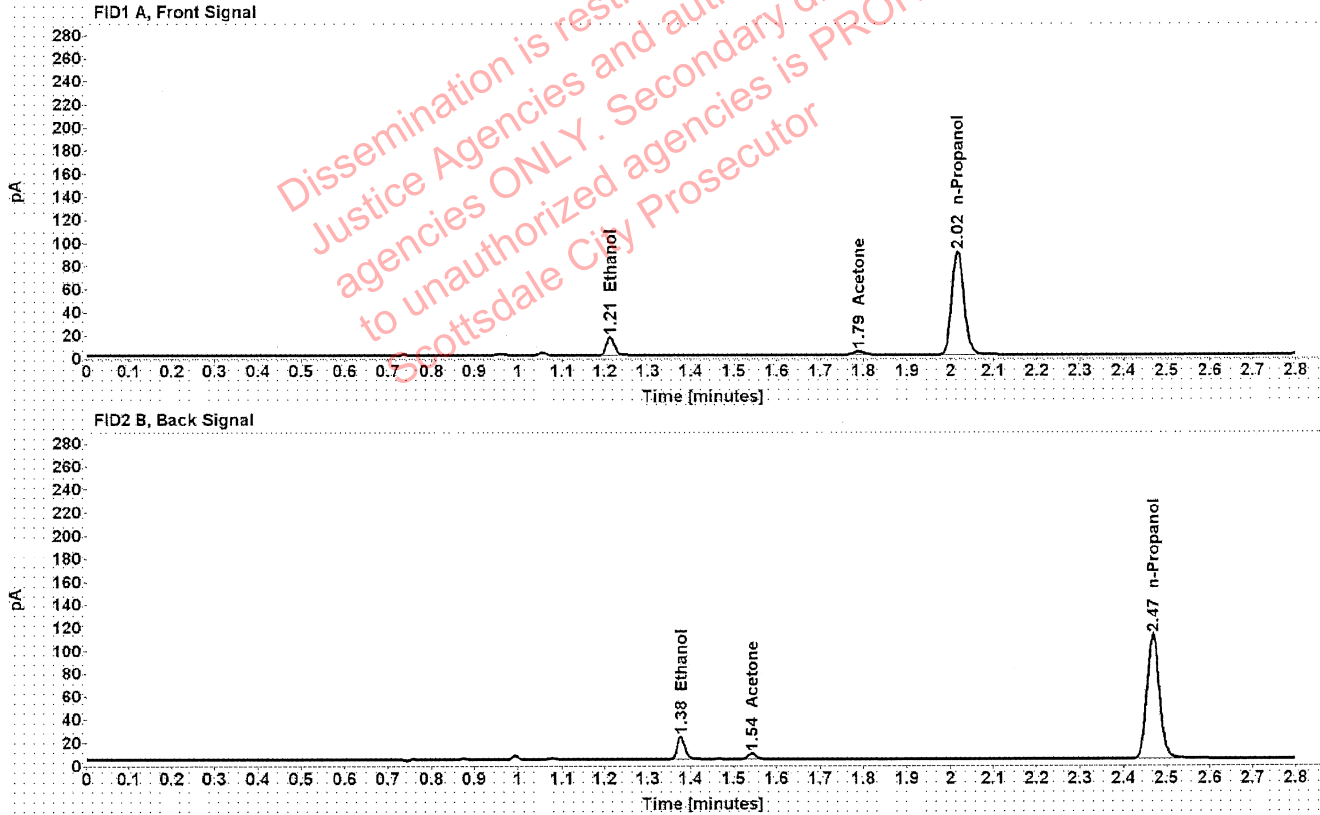


Table 1: FID 1 A (column DB-ALC1)

Compound	Amount (g/100mL)	Time (min)	Peak Area
>Ethanol	0.0311	1.212	20.115
Acetone	-----	1.788	5.245
n-Propanol	-----	2.017	179.716

Table 2: FID 2 B (column DB-ALC2)

Compound	Time (min)	Peak Area
Ethanol	1.377	25.411
Acetone	1.543	6.700
n-Propanol	2.469	220.320

[REDACTED]: Brooke, Phillip - (06-Jan-2021)

Case: [REDACTED] User: pbrooke 1/6/2021

Scottsdale Police Department Crime Lab Volatiles Analysis

Sample:	1353067	Vial:	54
Description:	[REDACTED]	LIMS ID:	[REDACTED]
Method:	ethanol quant.M	Sequence:	05Jan21
Instrument:	US14173023 CN14160045	Injection date:	1/5/2021 5:36:45 PM
Data file:	C:\Chem32\1\Data\05Jan21\54.D	Analyst:	Brooke

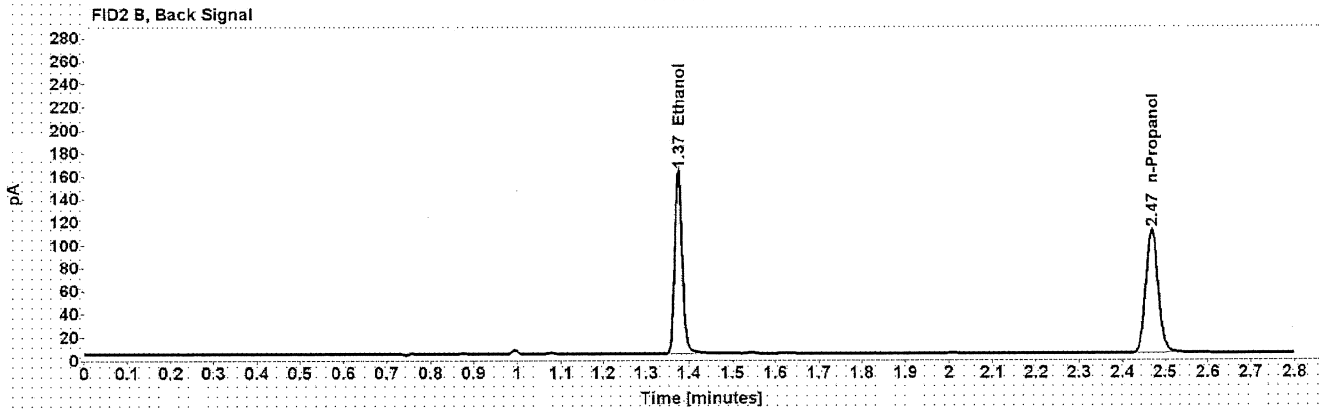
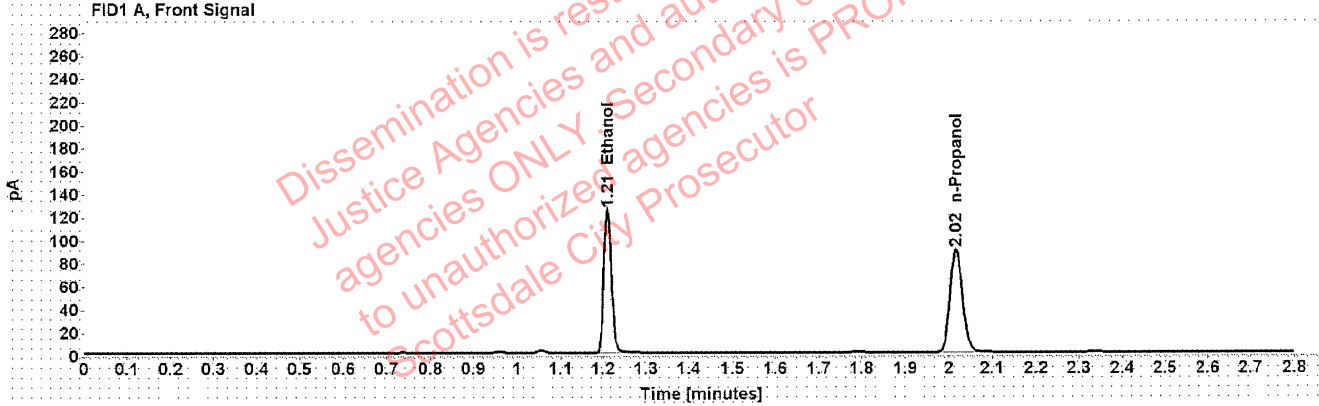


Table 1: FID 1 A (column DB-ALC1)

Compound	Amount (g/100mL)	Time (min)	Peak Area
>Ethanol	0.2392	1.210	158.059
n-Propanol	-----	2.017	177.940

Table 2: FID 2 B (column DB-ALC2)

Compound	Time (min)	Peak Area
Ethanol	1.375	197.087
n-Propanol	2.468	218.395

Scottsdale Police Department Crime Lab Volatiles Analysis

Sample:	1353067	Vial:	55
Description:	[REDACTED]	LIMS ID:	[REDACTED]
Method:	ethanol quant.M	Sequence:	05Jan21
Instrument:	US14173023 CN14160045	Injection date:	1/5/2021 5:41:01 PM
Data file:	C:\Chem32\1\Data\05Jan21\55.D	Analyst:	Brooke

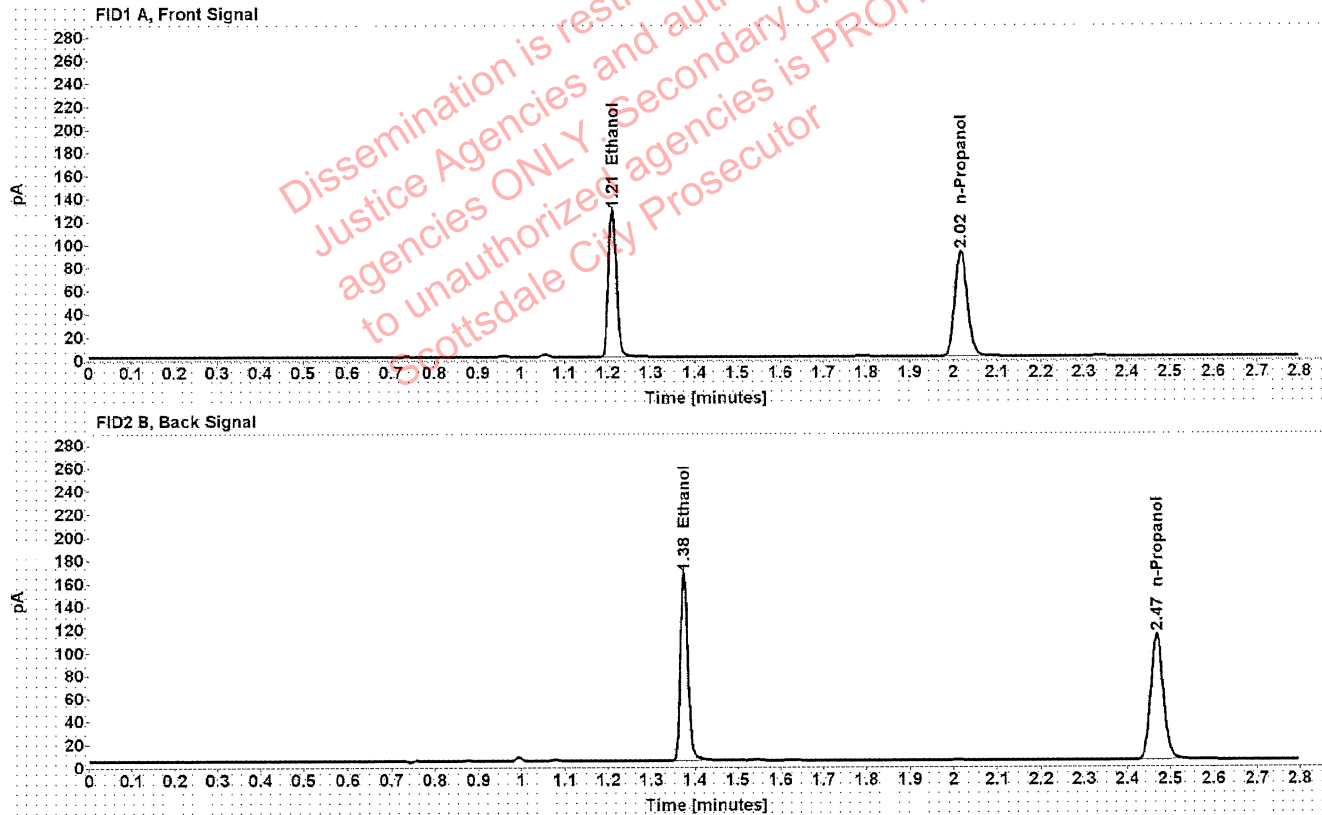


Table 1: FID 1 A (column DB-ALC1)

Compound	Amount (g/100mL)	Time (min)	Peak Area
>Ethanol	0.2394	1.210	162.236
n-Propanol	-----	2.017	182.472

Table 2: FID 2 B (column DB-ALC2)

Compound	Time (min)	Peak Area
Ethanol	1.375	202.171
n-Propanol	2.469	223.965

Scottsdale Police Department Crime Lab Volatiles Analysis

Sample:	1349197	Vial:	56
Description:	[REDACTED]	LIMS ID:	[REDACTED]
Method:	ethanol quant.M	Sequence:	05Jan21
Instrument:	US14173023 CN14160045	Injection date:	1/5/2021 5:45:01 PM
Data file:	C:\Chem32\1\Data\05Jan21\56.D	Analyst:	Brooke

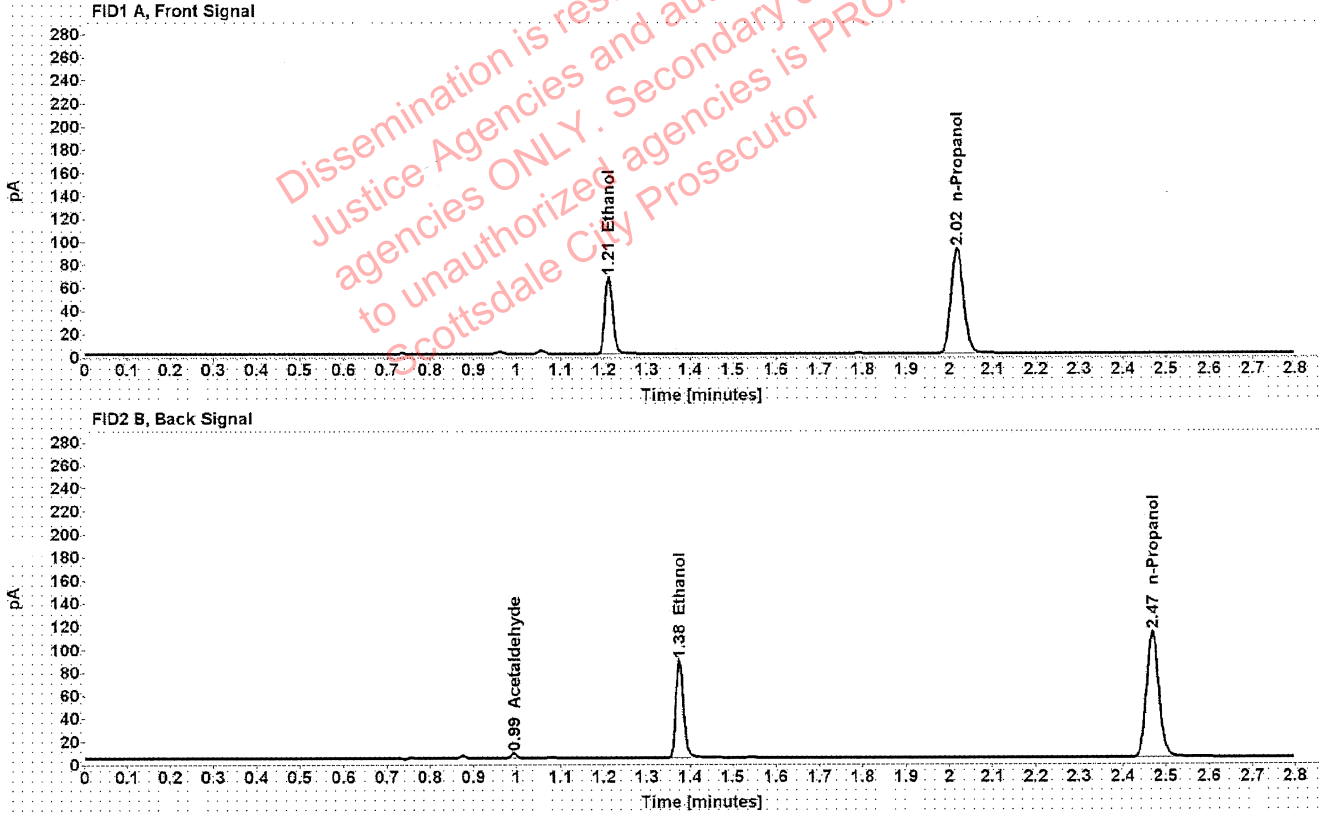


Table 1: FID 1 A (column DB-ALC1)

Compound	Amount (g/100mL)	Time (min)	Peak Area
>Ethanol	0.1267	1.211	85.279
n-Propanol	-----	2.017	181.950

Table 2: FID 2 B (column DB-ALC2)

Compound	Time (min)	Peak Area
Acetaldehyde	0.993	4.092
Ethanol	1.375	105.643
n-Propanol	2.469	223.236

Scottsdale Police Department Crime Lab Volatiles Analysis

Sample:	1349197	Vial:	57
Description:	[REDACTED]	LIMS ID:	[REDACTED]
Method:	ethanol quant.M	Sequence:	05Jan21
Instrument:	US14173023 CN14160045	Injection date:	1/5/2021 5:49:00 PM
Data file:	C:\Chem32\1\Data\05Jan21\57.D	Analyst:	Brooke

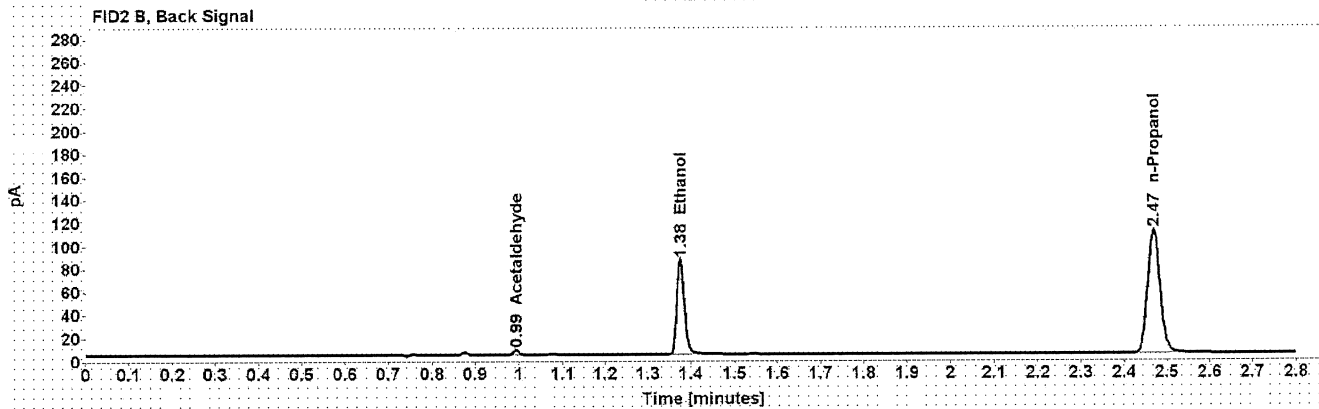
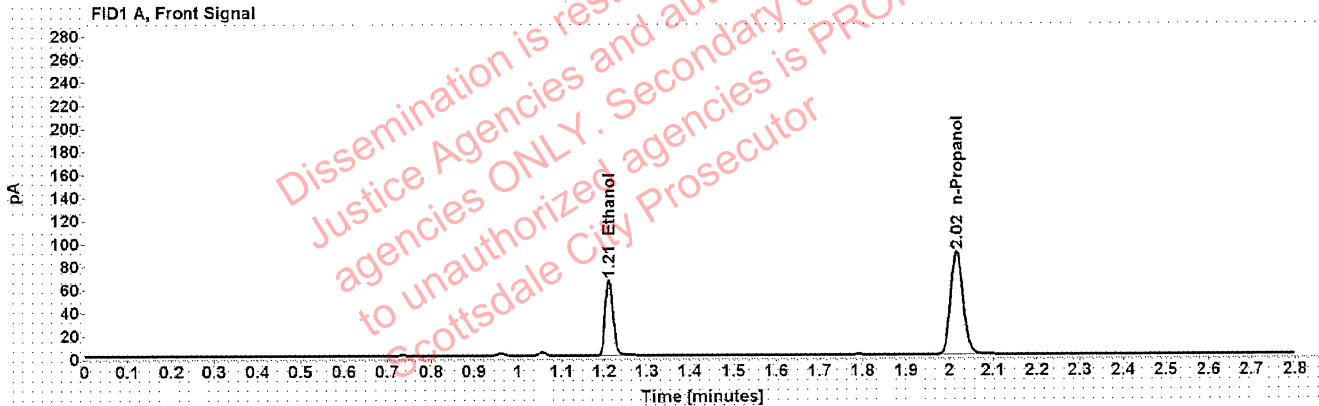


Table 1: FID 1 A (column DB-ALC1)

Compound	Amount (g/100mL)	Time (min)	Peak Area
>Ethanol	0.1259	1.211	83.088
n-Propanol	-----	2.017	178.387

Table 2: FID 2 B (column DB-ALC2)

Compound	Time (min)	Peak Area
Acetaldehyde	0.993	4.059
Ethanol	1.375	102.932
n-Propanol	2.469	218.698

Scottsdale Police Department Crime Lab Volatiles Analysis

Sample:	1353256	Vial:	58
Description:	[REDACTED]	LIMS ID:	[REDACTED]
Method:	ethanol quant.M	Sequence:	05Jan21
Instrument:	US14173023 CN14160045	Injection date:	1/5/2021 5:53:00 PM
Data file:	C:\Chem32\1\Data\05Jan21\58.D	Analyst:	Brooke

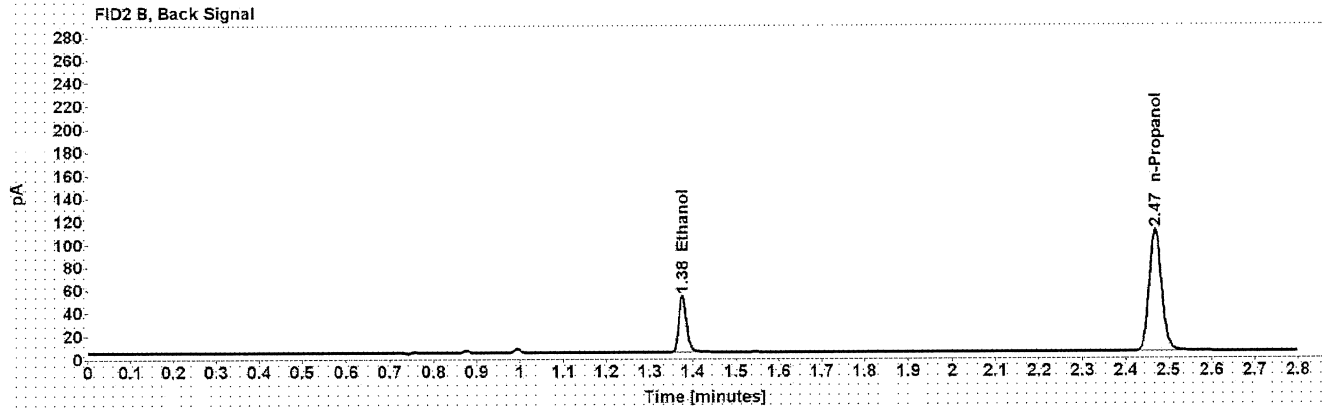
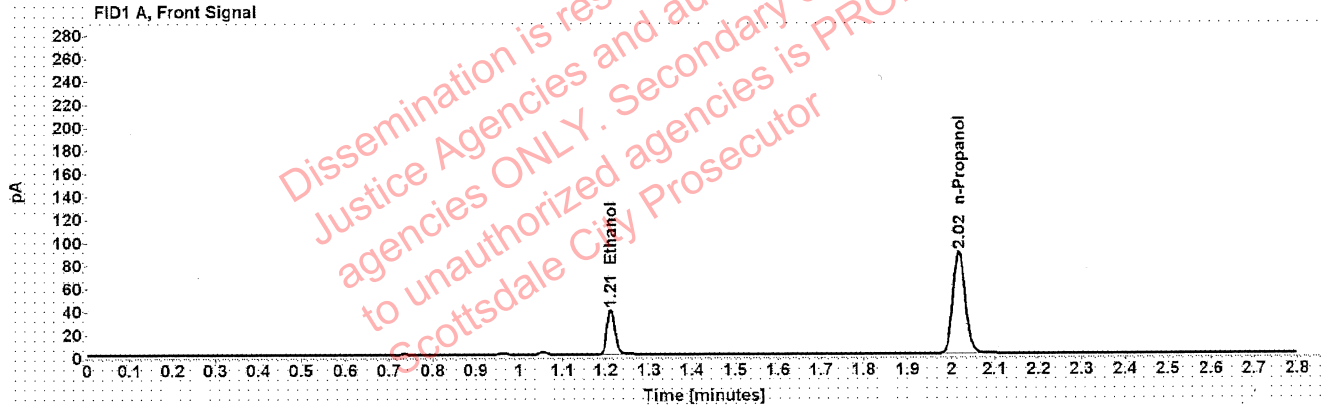


Table 1: FID 1 A (column DB-ALC1)

Compound	Amount (g/100mL)	Time (min)	Peak Area
>Ethanol	0.0760	1.211	49.530
n-Propanol	-----	2.017	177.125

Table 2: FID 2 B (column DB-ALC2)

Compound	Time (min)	Peak Area
Ethanol	1.376	61.079
n-Propanol	2.469	216.741

[REDACTED]: Brooke, Phillip - (06-Jan-2021)

Case: [REDACTED] User: pbrooke 1/6/2021

Scottsdale Police Department Crime Lab Volatiles Analysis

Sample:	1353256	Vial:	59
Description:	[REDACTED]	LIMS ID:	[REDACTED]
Method:	ethanol quant.M	Sequence:	05Jan21
Instrument:	US14173023 CN14160045	Injection date:	1/5/2021 5:57:00 PM
Data file:	C:\Chem32\1\Data\05Jan21\59.D	Analyst:	Brooke

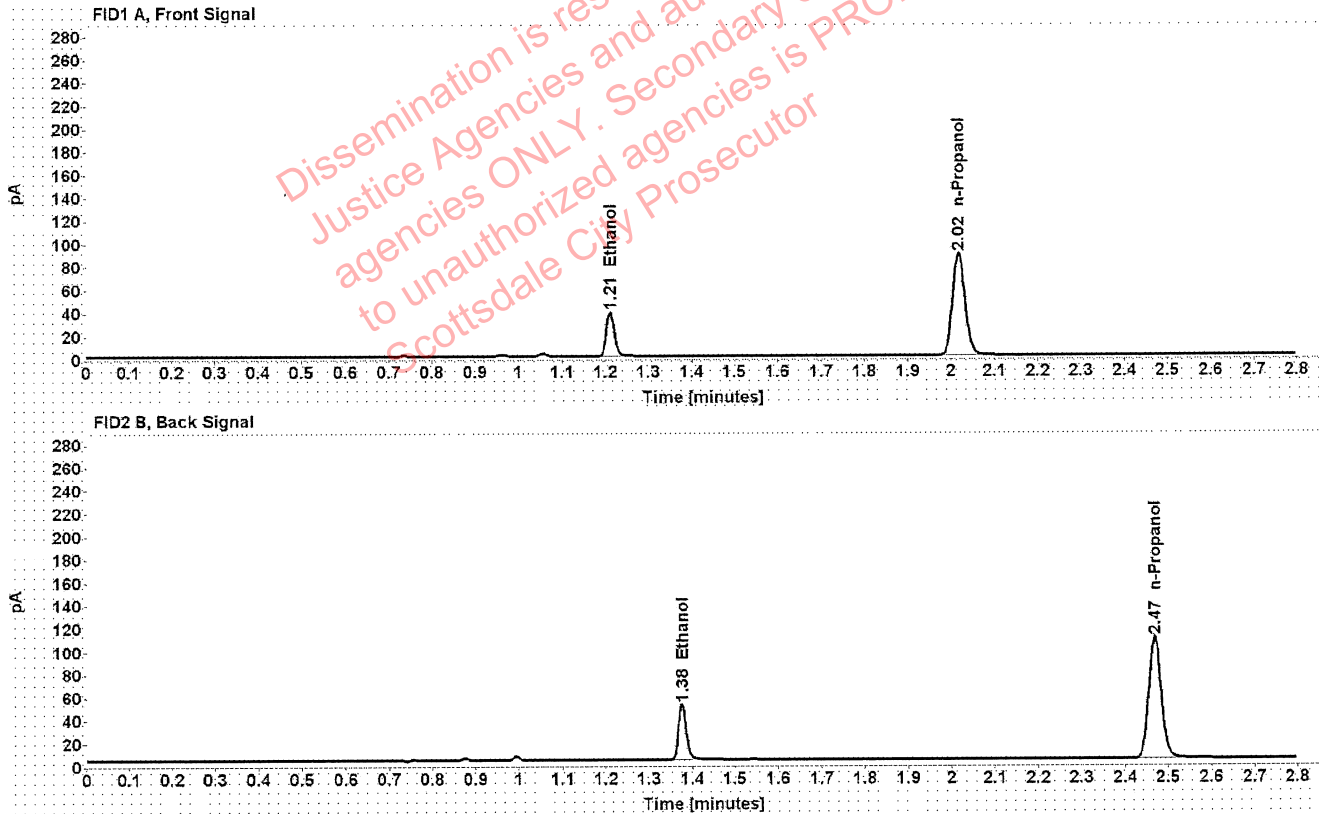


Table 1: FID 1 A (column DB-ALC1)

Compound	Amount (g/100mL)	Time (min)	Peak Area
>Ethanol	0.0758	1.211	49.178
n-Propanol	-----	2.017	176.333

Table 2: FID 2 B (column DB-ALC2)

Compound	Time (min)	Peak Area
Ethanol	1.376	60.606
n-Propanol	2.469	216.064

Scottsdale Police Department Crime Lab Volatiles Analysis

Sample:	1353245	Vial:	60
Description:	[REDACTED]	LIMS ID:	[REDACTED]
Method:	ethanol quant.M	Sequence:	05Jan21
Instrument:	US14173023 CN14160045	Injection date:	1/5/2021 6:01:00 PM
Data file:	C:\Chem32\1\Data\05Jan21\60.D	Analyst:	Brooke

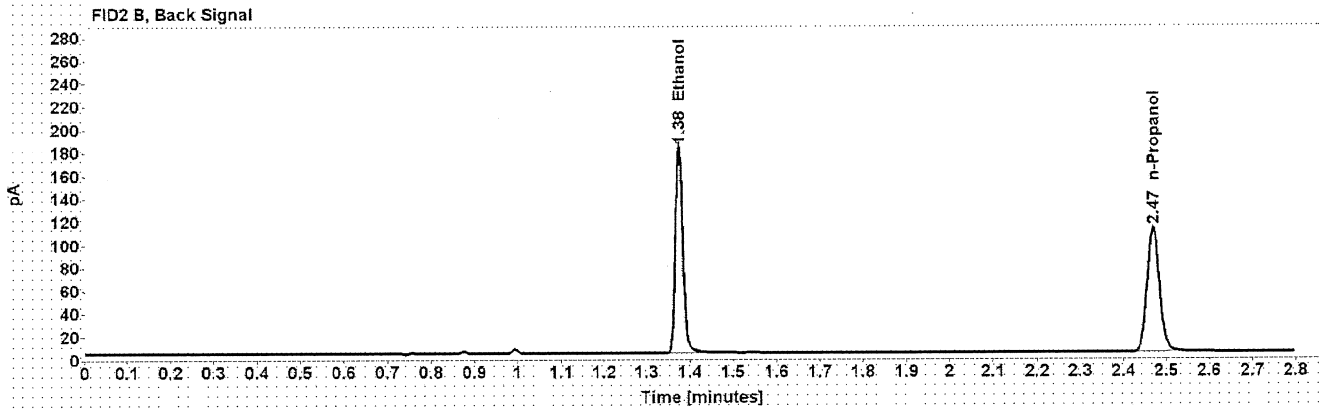
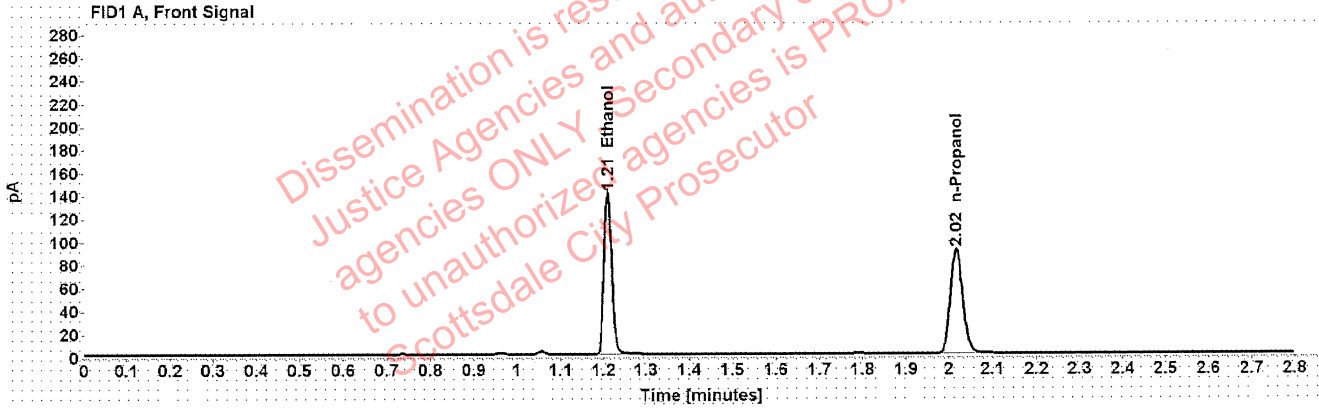


Table 1: FID 1 A (column DB-ALC1)

Compound	Amount (g/100mL)	Time (min)	Peak Area
>Ethanol	0.2653	1.210	177.932
n-Propanol	-----	2.017	180.496

Table 2: FID 2 B (column DB-ALC2)

Compound	Time (min)	Peak Area
Ethanol	1.375	222.094
n-Propanol	2.469	221.164

Scottsdale Police Department Crime Lab Volatiles Analysis

Sample:	1353245	Vial:	61
Description:	[REDACTED]	LIMS ID:	[REDACTED]
Method:	ethanol quant.M	Sequence:	05Jan21
Instrument:	US14173023 CN14160045	Injection date:	1/5/2021 6:05:15 PM
Data file:	C:\Chem32\1\Data\05Jan21\61.D	Analyst:	Brooke

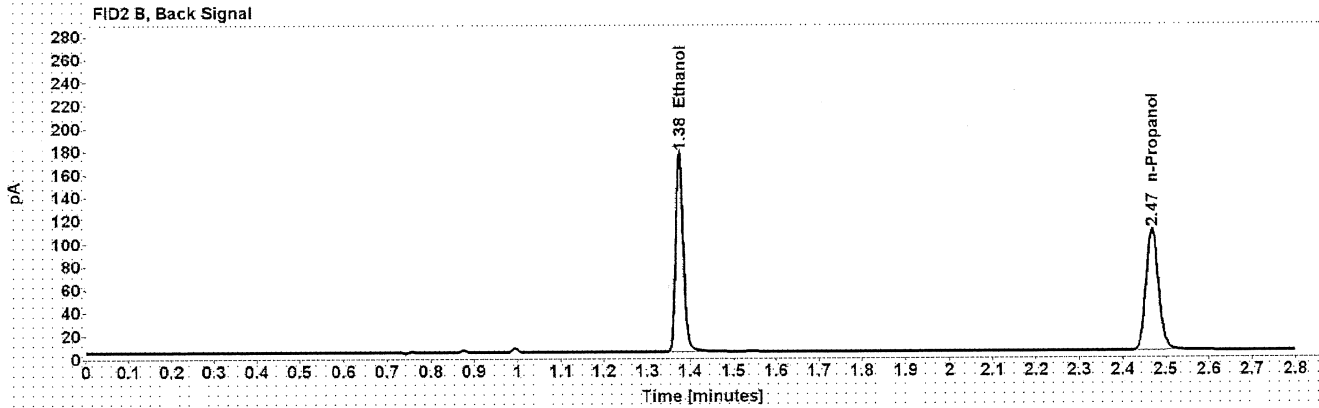
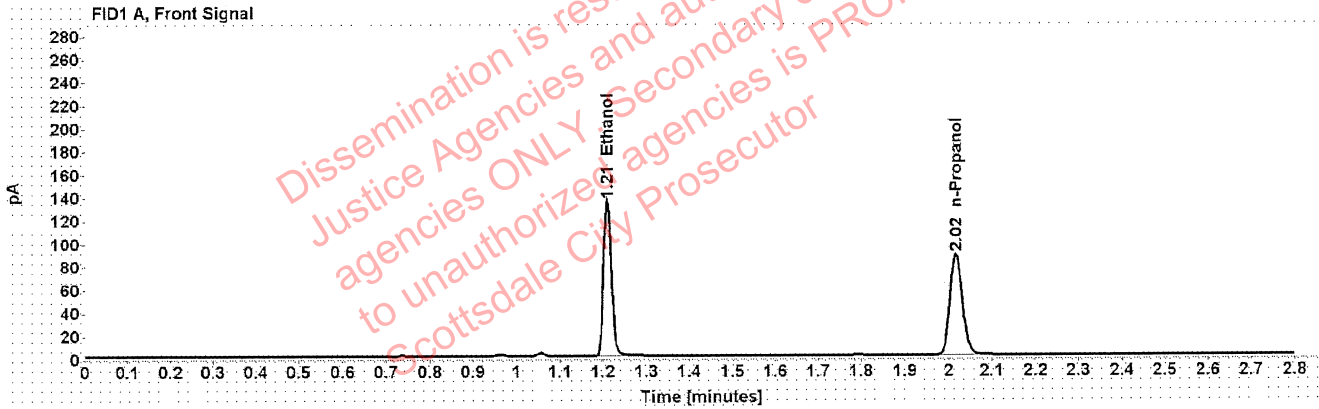


Table 1: FID 1 A (column DB-ALC1)

Compound	Amount (g/100mL)	Time (min)	Peak Area
>Ethanol	0.2632	1.210	171.325
n-Propanol	-----	2.017	175.186

Table 2: FID 2 B (column DB-ALC2)

Compound	Time (min)	Peak Area
Ethanol	1.375	213.842
n-Propanol	2.469	214.324

Scottsdale Police Department Crime Lab Volatiles Analysis

Sample:	1352920	Vial:	62
Description:	[REDACTED]	LIMS ID:	[REDACTED]
Method:	ethanol quant.M	Sequence:	05Jan21
Instrument:	US14173023 CN14160045	Injection date:	1/5/2021 6:09:16 PM
Data file:	C:\Chem32\1\Data\05Jan21\62.D	Analyst:	Brooke

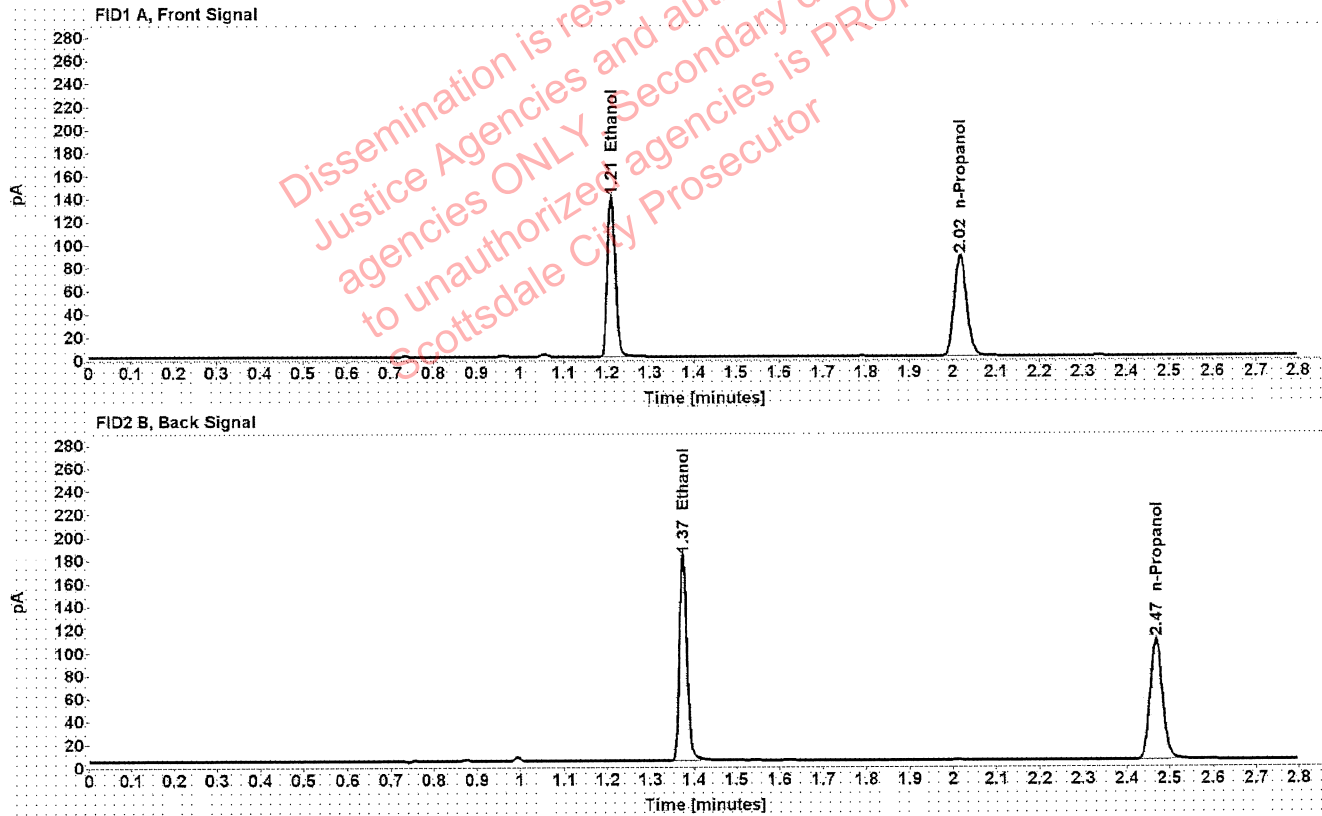


Table 1: FID 1 A (column DB-ALC1)

Compound	Amount (g/100mL)	Time (min)	Peak Area
>Ethanol	0.2734	1.210	176.859
n-Propanol	-----	2.017	174.071

Table 2: FID 2 B (column DB-ALC2)

Compound	Time (min)	Peak Area
Ethanol	1.375	220.514
n-Propanol	2.468	213.697

Scottsdale Police Department Crime Lab Volatiles Analysis

Sample: 1352920	Vial: 63
Description: [REDACTED]	LIMS ID: [REDACTED]
Method: ethanol quant.M	Sequence: 05Jan21
Instrument: US14173023 CN14160045	Injection date: 1/5/2021 6:13:15 PM
Data file: C:\Chem32\1\Data\05Jan21\63.D	Analyst: Brooke

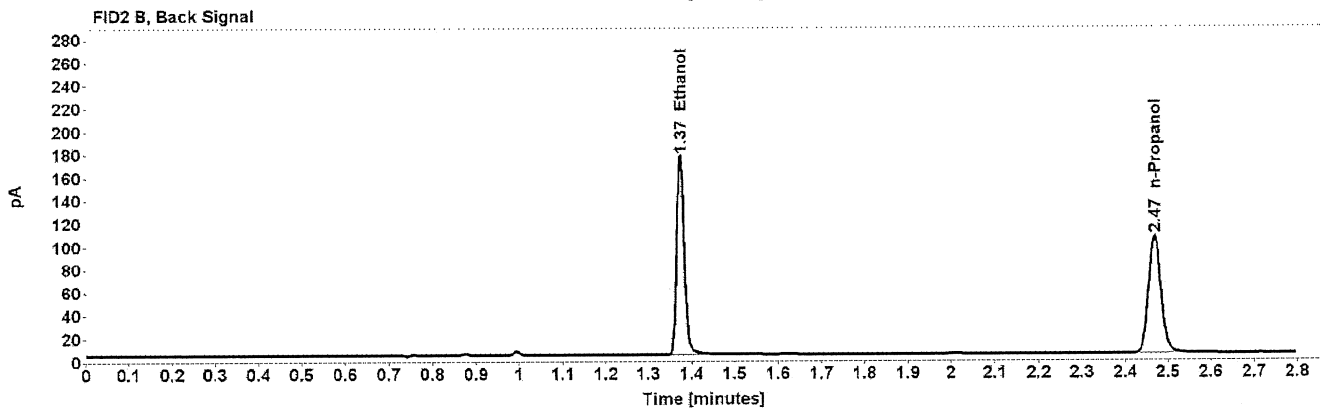
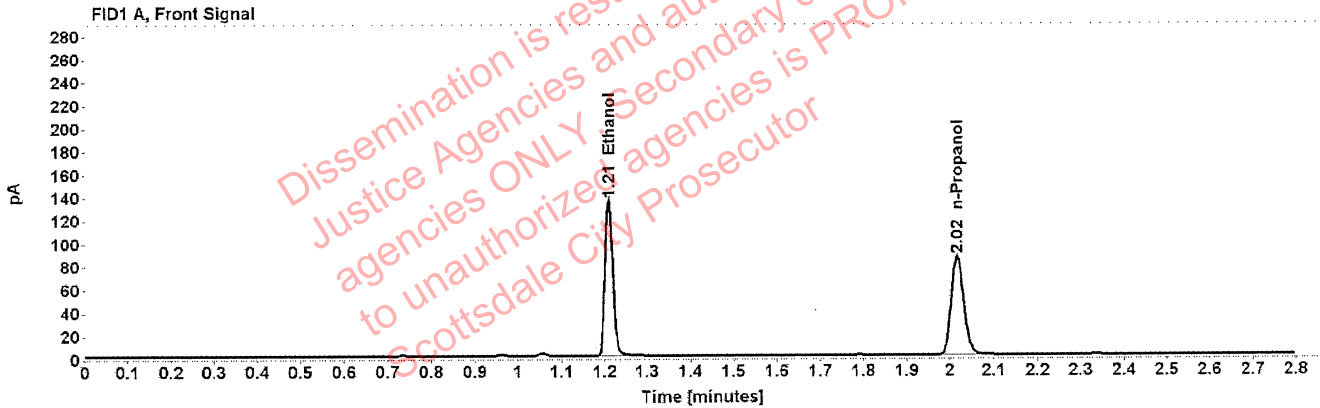


Table 1: FID 1 A (column DB-ALC1)

Compound	Amount (g/100mL)	Time (min)	Peak Area
>Ethanol	0.2723	1.210	172.130
n-Propanol	-----	2.017	170.093

Table 2: FID 2 B (column DB-ALC2)

Compound	Time (min)	Peak Area
Ethanol	1.374	216.003
n-Propanol	2.468	208.916

Scottsdale Police Department Crime Lab Volatiles Analysis

Sample:	1352764	Vial:	65
Description:	[REDACTED]	LIMS ID:	[REDACTED]
Method:	ethanol quant.M	Sequence:	05Jan21
Instrument:	US14173023 CN14160045	Injection date:	1/5/2021 6:21:15 PM
Data file:	C:\Chem32\1\Data\05Jan21\65.D	Analyst:	Brooke

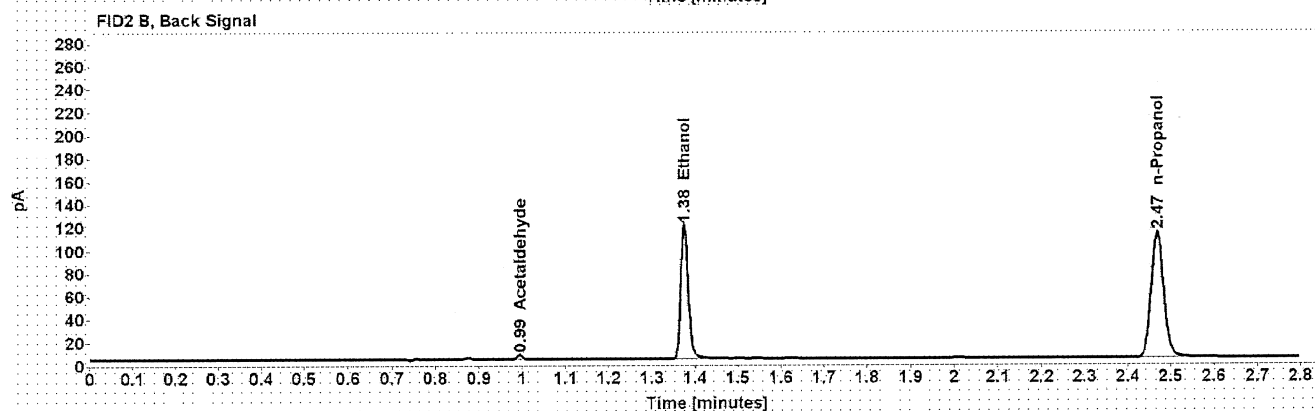
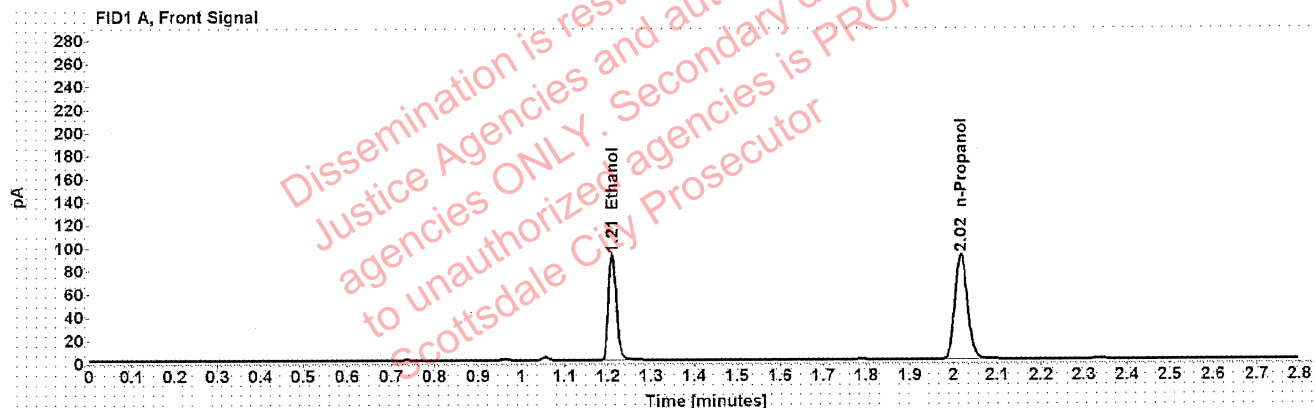


Table 1: FID 1 A (column DB-ALC1)

Compound	Amount (g/100mL)	Time (min)	Peak Area
>Ethanol	0.1733	1.210	116.711
n-Propanol	-----	2.017	181.605

Table 2: FID 2 B (column DB-ALC2)

Compound	Time (min)	Peak Area
Acetaldehyde	0.993	3.760
Ethanol	1.375	146.410
n-Propanol	2.469	223.408

: Brooke, Phillip - (06-Jan-2021)

Case: User: pbrooke 1/6/2021

Scottsdale Police Department Crime Lab Volatiles Analysis

Sample:	1352764	Vial:	66
Description:		LIMS ID:	
Method:	ethanol quant.M	Sequence:	05Jan21
Instrument:	US14173023 CN14160045	Injection date:	1/5/2021 6:25:16 PM
Data file:	C:\Chem3211\Data\05Jan21\66.D	Analyst:	Brooke

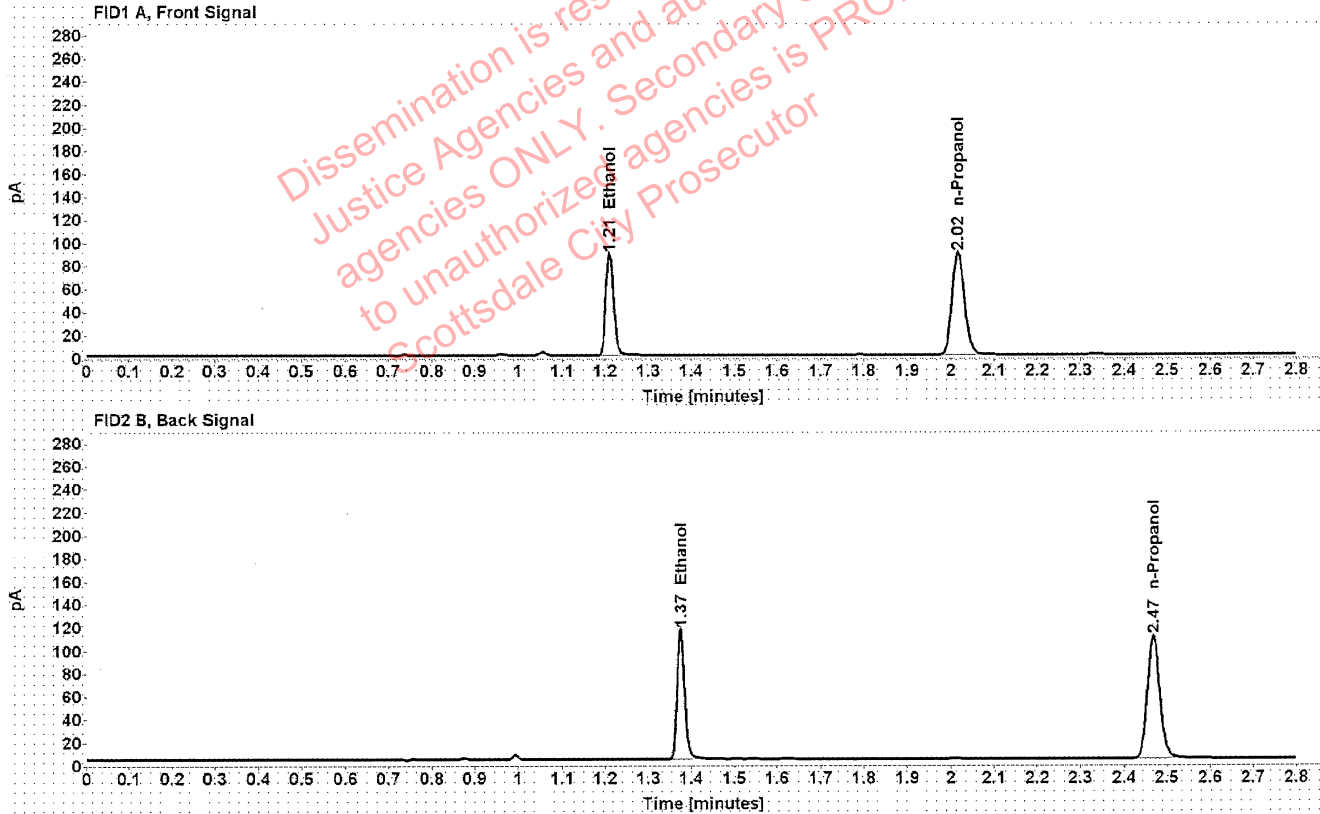


Table 1: FID 1 A (column DB-ALC1)

Compound	Amount (g/100mL)	Time (min)	Peak Area
>Ethanol	0.1712	1.210	112.732
n-Propanol	-----	2.017	177.588

Table 2: FID 2 B (column DB-ALC2)

Compound	Time (min)	Peak Area
Ethanol	1.375	139.925
n-Propanol	2.468	217.943

Brooke, Phillip - (06-Jan-2021)

Case: [REDACTED] User: pbrooke 1/6/2021

Scottsdale Police Department Crime Lab Volatiles Analysis

Sample:	1352584	Vial:	67
Description:	[REDACTED]	LIMS ID:	[REDACTED]
Method:	ethanol quant.M	Sequence:	05Jan21
Instrument:	US14173023 CN14160045	Injection date:	1/5/2021 6:29:30 PM
Data file:	C:\Chem32\1\Data\05Jan21\67.D	Analyst:	Brooke

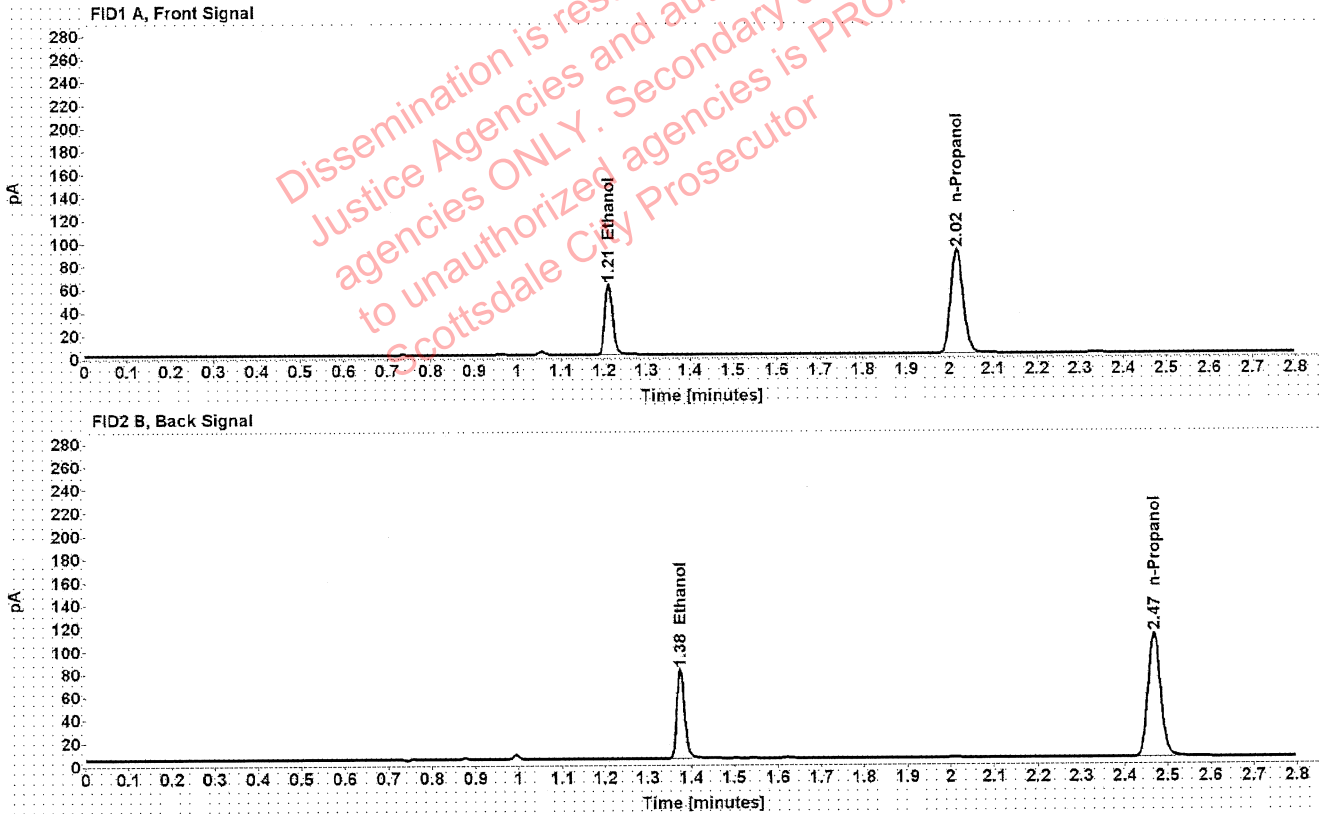


Table 1: FID 1 A (column DB-ALC1)

Compound	Amount (g/100mL)	Time (min)	Peak Area
>Ethanol	0.1178	1.211	78.263
n-Propanol	-----	2.017	179.765

Table 2: FID 2 B (column DB-ALC2)

Compound	Time (min)	Peak Area
Ethanol	1.375	96.690
n-Propanol	2.469	220.980

Brooke, Phillip - (06-Jan-2021)

Case: User: pbrooke 1/6/2021

Scottsdale Police Department Crime Lab Volatiles Analysis

Sample:	1352584	Vial:	68
Description:		LIMS ID:	
Method:	ethanol quant.M	Sequence:	05Jan21
Instrument:	US14173023 CN14160045	Injection date:	1/5/2021 6:33:31 PM
Data file:	C:\Chem32\1\Data\05Jan21\68.D	Analyst:	Brooke

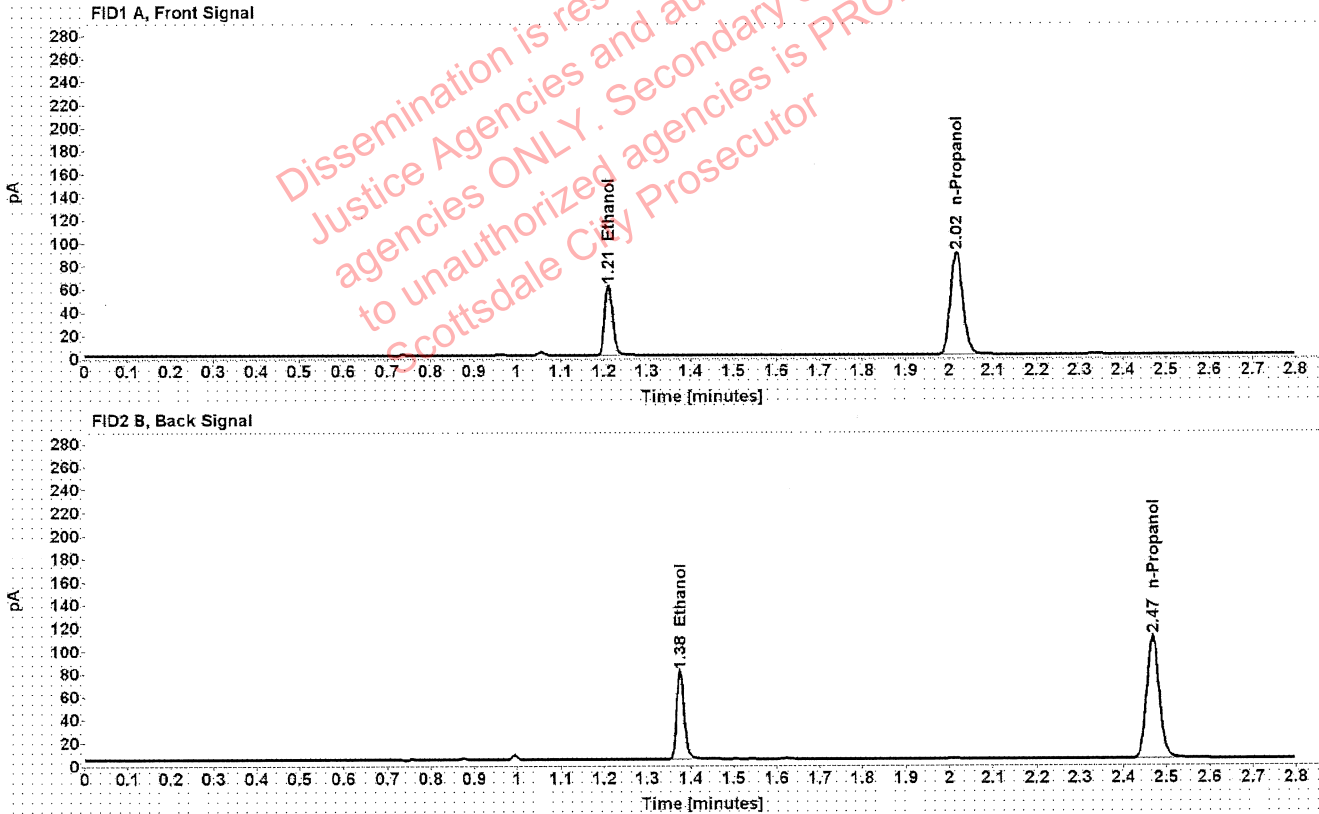


Table 1: FID 1 A (column DB-ALC1)

Compound	Amount (g/100mL)	Time (min)	Peak Area
>Ethanol	0.1182	1.211	77.421
n-Propanol	-----	2.017	177.126

Table 2: FID 2 B (column DB-ALC2)

Compound	Time (min)	Peak Area
Ethanol	1.375	95.686
n-Propanol	2.468	217.501

Scottsdale Police Department Crime Lab Volatiles Analysis

Sample:	1352434	Vial:	69
Description:	[REDACTED]	LIMS ID:	[REDACTED]
Method:	ethanol quant.M	Sequence:	05Jan21
Instrument:	US14173023 CN14160045	Injection date:	1/5/2021 6:37:30 PM
Data file:	C:\Chem32\1\Data\05Jan21\69.D	Analyst:	Brooke

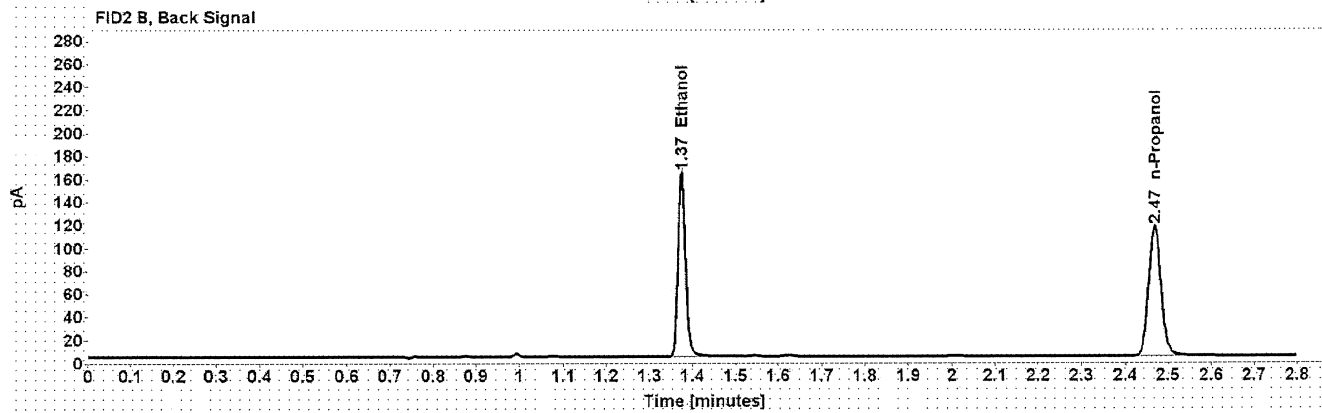
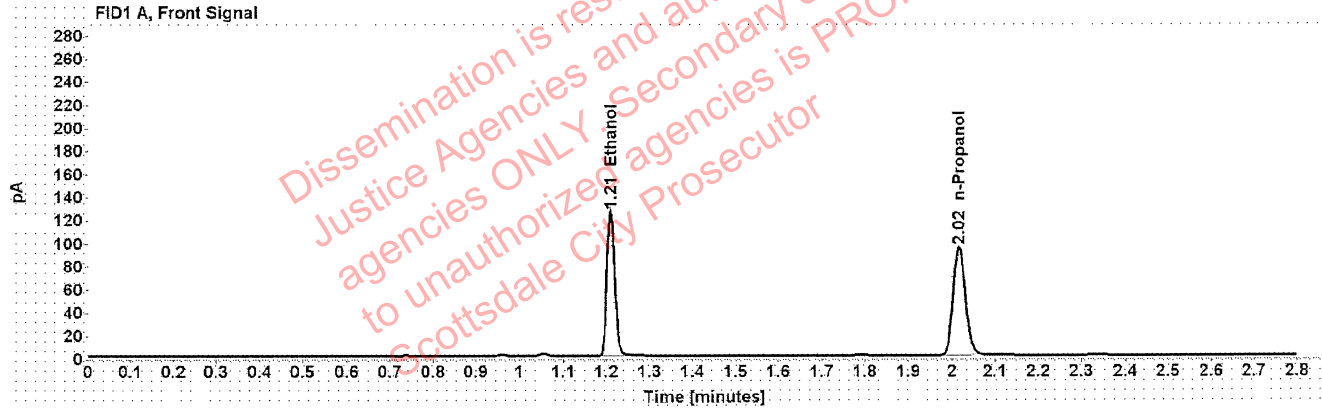


Table 1: FID 1 A (column DB-ALC1)

Compound	Amount (g/100mL)	Time (min)	Peak Area
>Ethanol	0.2285	1.210	159.188
n-Propanol	-----	2.017	187.644

Table 2: FID 2 B (column DB-ALC2)

Compound	Time (min)	Peak Area
Ethanol	1.375	199.503
n-Propanol	2.468	231.213

Scottsdale Police Department Crime Lab Volatiles Analysis

Sample:	1352434	Vial:	70
Description:	[REDACTED]	LIMS ID:	[REDACTED]
Method:	ethanol quant.M	Sequence:	05Jan21
Instrument:	US14173023 CN14160045	Injection date:	1/5/2021 6:41:31 PM
Data file:	C:\Chem32\1\Data\05Jan21\70.D	Analyst:	Brooke

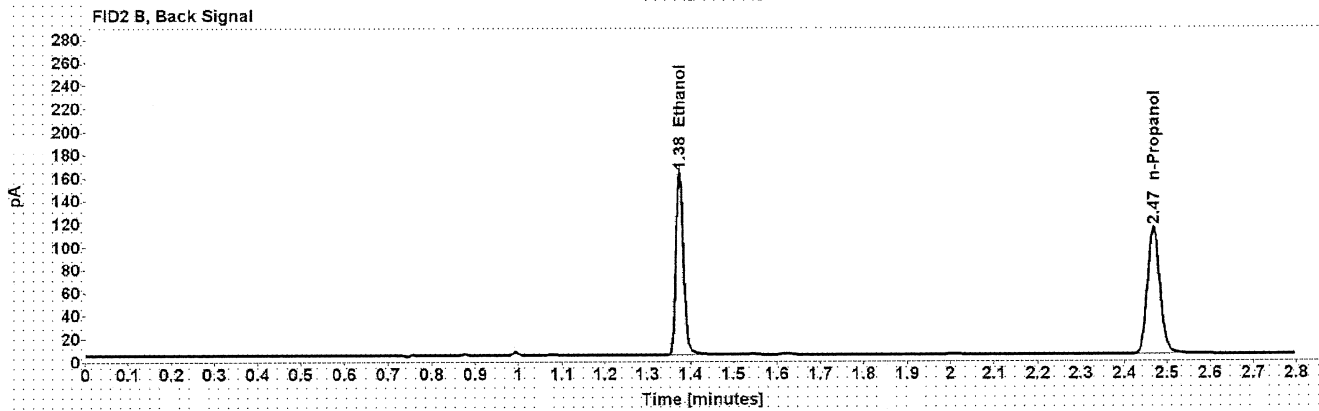
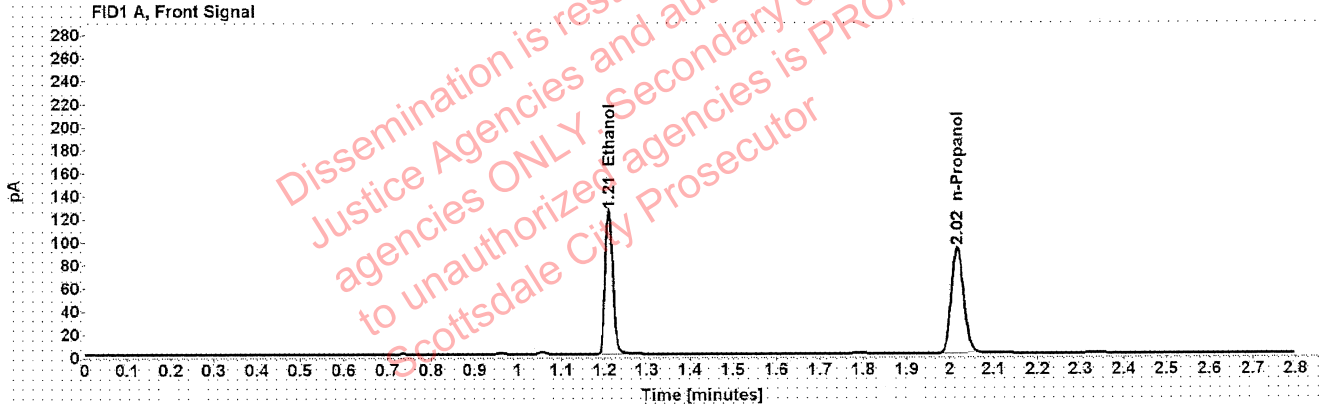


Table 1: FID 1 A (column DB-ALC1)

Compound	Amount (g/100mL)	Time (min)	Peak Area
>Ethanol	0.2327	1.210	158.018
n-Propanol	-----	2.017	182.841

Table 2: FID 2 B (column DB-ALC2)

Compound	Time (min)	Peak Area
Ethanol	1.375	198.247
n-Propanol	2.469	225.162

Scottsdale Police Department Crime Lab Volatiles Analysis

Sample:	1352680	Vial:	71
Description:	██████████	LIMS ID:	██████████
Method:	ethanol quant.M	Sequence:	05Jan21
Instrument:	US14173023 CN14160045	Injection date:	1/5/2021 6:45:31 PM
Data file:	C:\Chem32\1\Data\05Jan21\71.D	Analyst:	Brooke

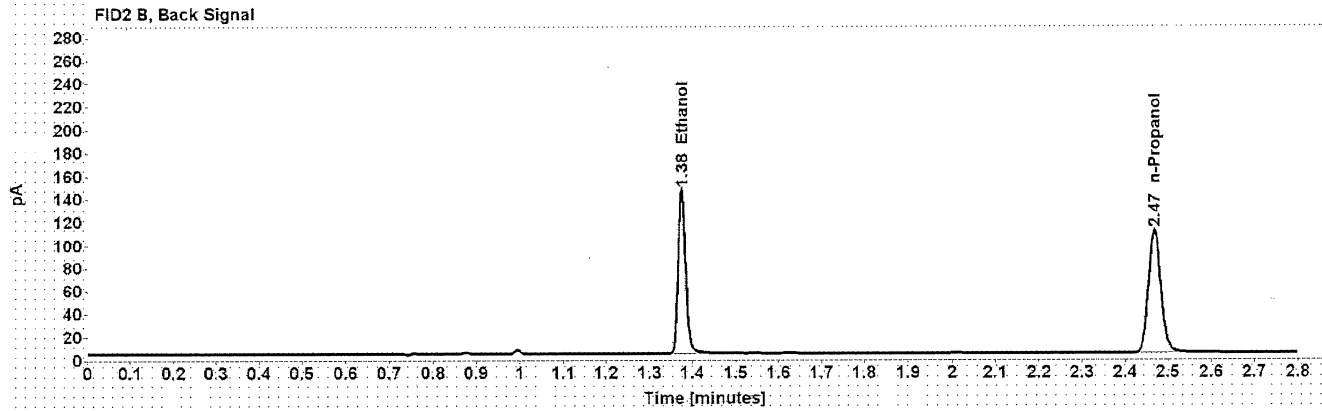
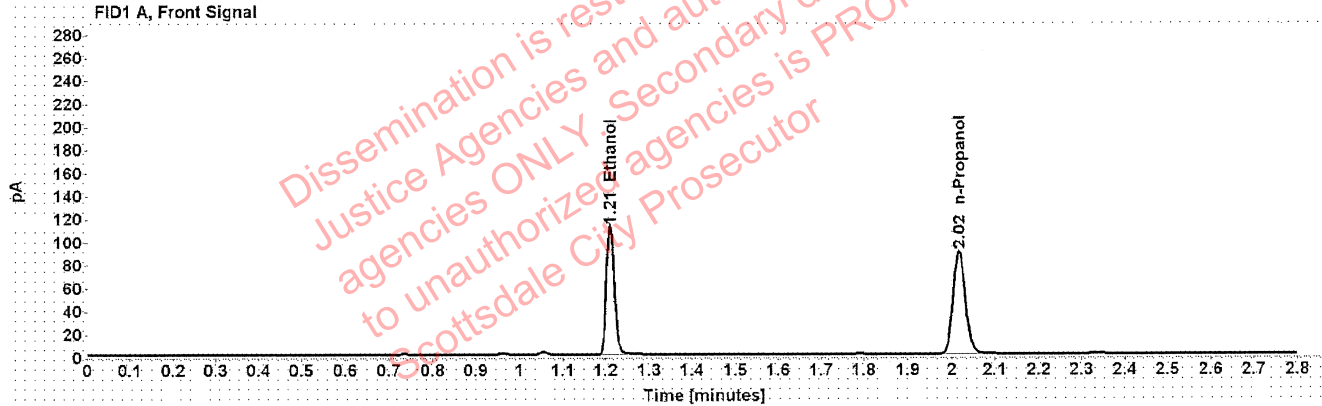


Table 1: FID 1 A (column DB-ALC1)

Compound	Amount (g/100mL)	Time (min)	Peak Area
>Ethanol	0.2159	1.210	142.554
n-Propanol	-----	2.017	177.903

Table 2: FID 2 B (column DB-ALC2)

Compound	Time (min)	Peak Area
Ethanol	1.375	178.753
n-Propanol	2.469	217.620

Scottsdale Police Department Crime Lab Volatiles Analysis

Sample:	1352680	Vial:	72
Description:	[REDACTED]	LIMS ID:	[REDACTED]
Method:	ethanol quant.M	Sequence:	05Jan21
Instrument:	US14173023 CN14160045	Injection date:	1/5/2021 6:49:31 PM
Data file:	C:\Chem32\1\Data\05Jan21\72.D	Analyst:	Brooke

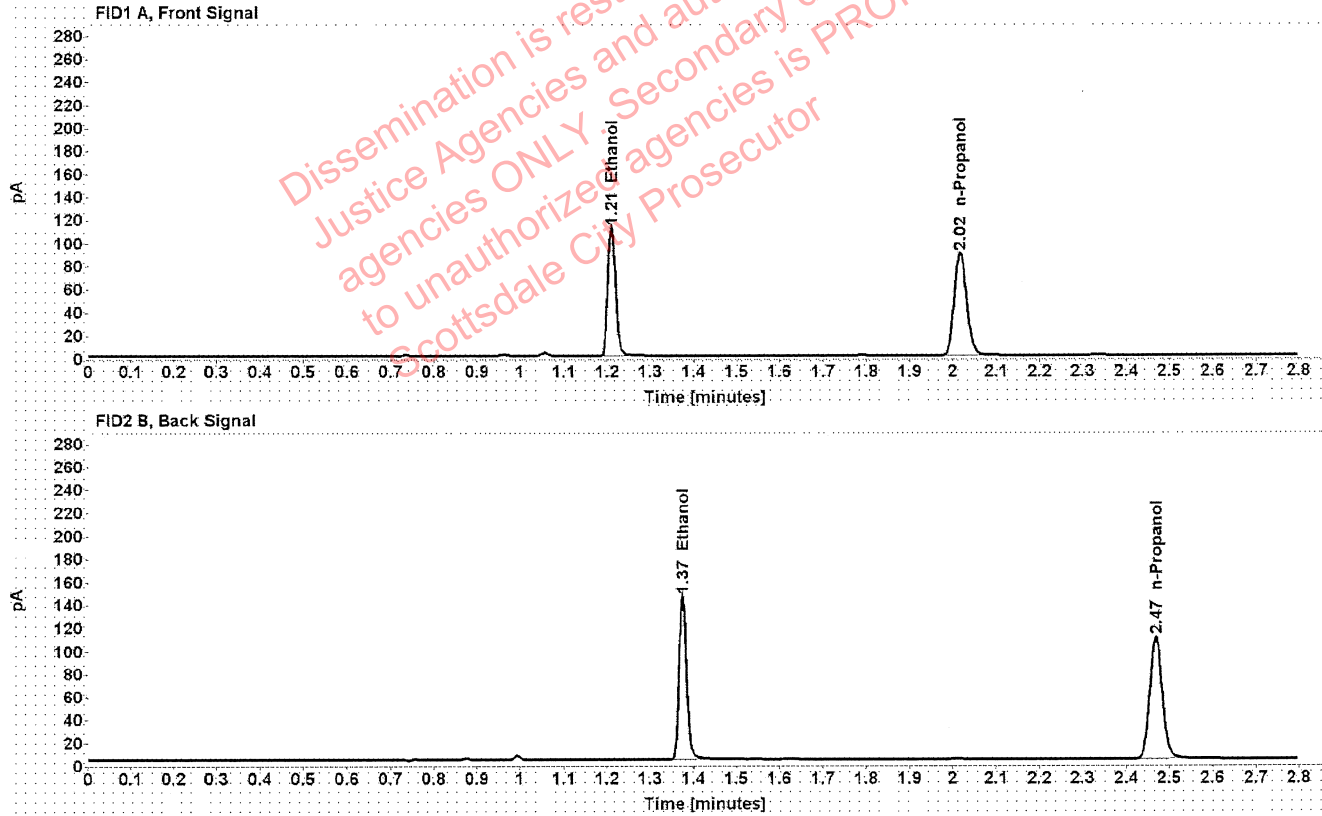


Table 1: FID 1 A (column DB-ALC1)

Compound	Amount (g/100mL)	Time (min)	Peak Area
>Ethanol	0.2154	1.210	141.802
n-Propanol	-----	2.017	177.301

Table 2: FID 2 B (column DB-ALC2)

Compound	Time (min)	Peak Area
Ethanol	1.375	177.720
n-Propanol	2.468	216.784

Brooke, Phillip - (06-Jan-2021)

Case: User: pbrooke 1/6/2021

Scottsdale Police Department Crime Lab Volatiles Analysis

Sample:	1353684	Vial:	73
Description:		LIMS ID:	
Method:	ethanol quant.M	Sequence:	05Jan21
Instrument:	US14173023 CN14160045	Injection date:	1/5/2021 6:53:45 PM
Data file:	C:\Chem32\1\Data\05Jan21\73.D	Analyst:	Brooke

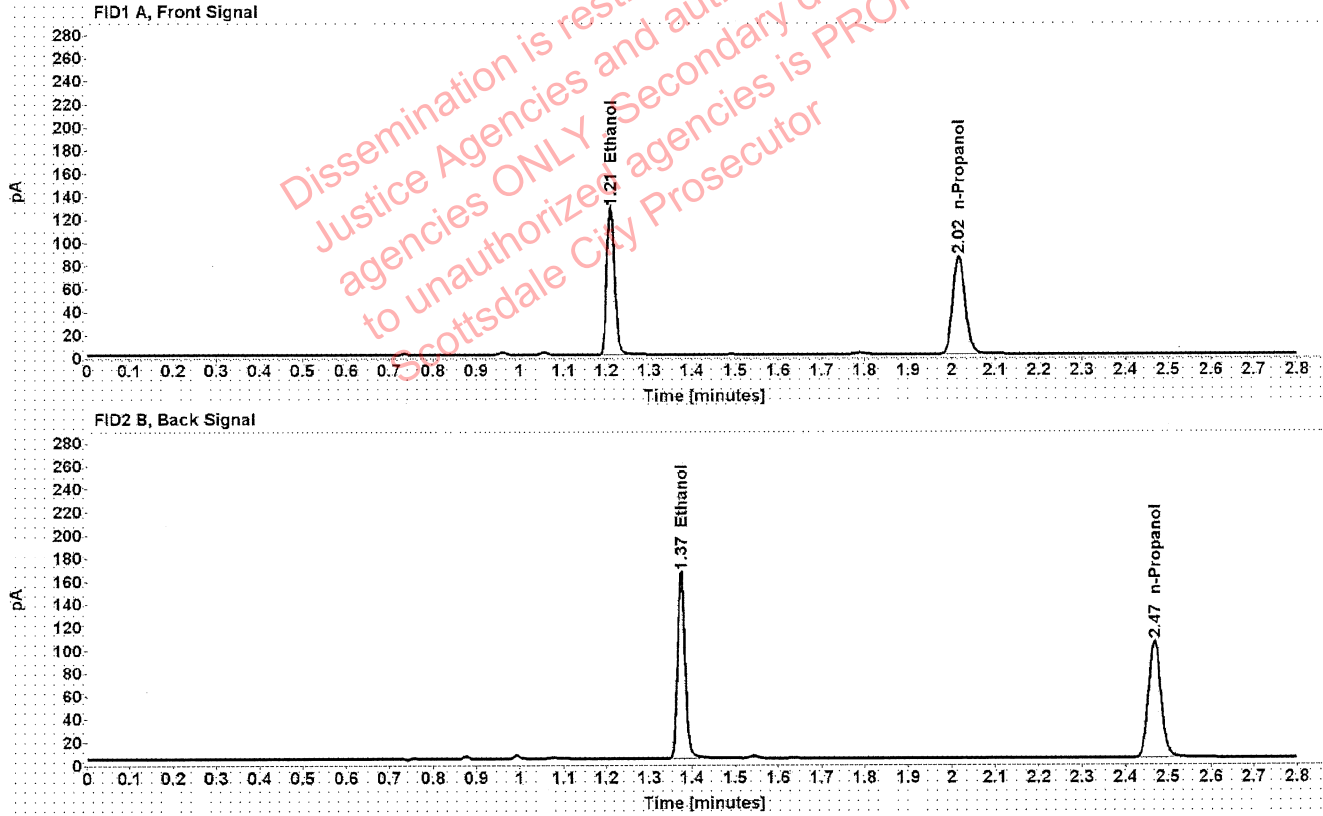


Table 1: FID 1 A (column DB-ALC1)

Compound	Amount (g/100mL)	Time (min)	Peak Area
>Ethanol	0.2568	1.210	162.102
n-Propanol	-----	2.017	169.914

Table 2: FID 2 B (column DB-ALC2)

Compound	Time (min)	Peak Area
Ethanol	1.374	201.880
n-Propanol	2.468	207.653

Scottsdale Police Department Crime Lab Volatiles Analysis

Sample:	1353684	Vial:	74
Description:	██████████	LIMS ID:	██████████
Method:	ethanol quant.M	Sequence:	05Jan21
Instrument:	US14173023 CN14160045	Injection date:	1/5/2021 6:57:46 PM
Data file:	C:\Chem32\1\Data\05Jan21\74.D	Analyst:	Brooke

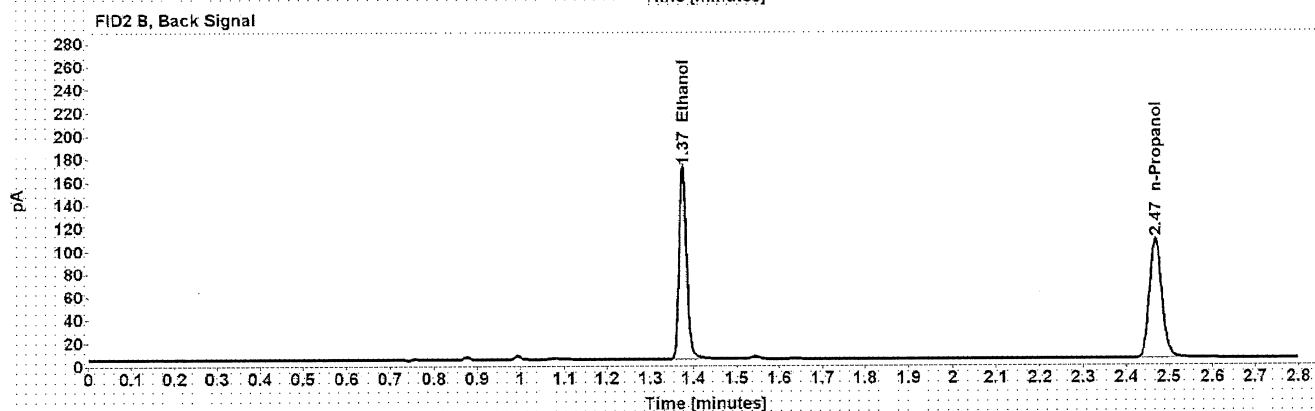
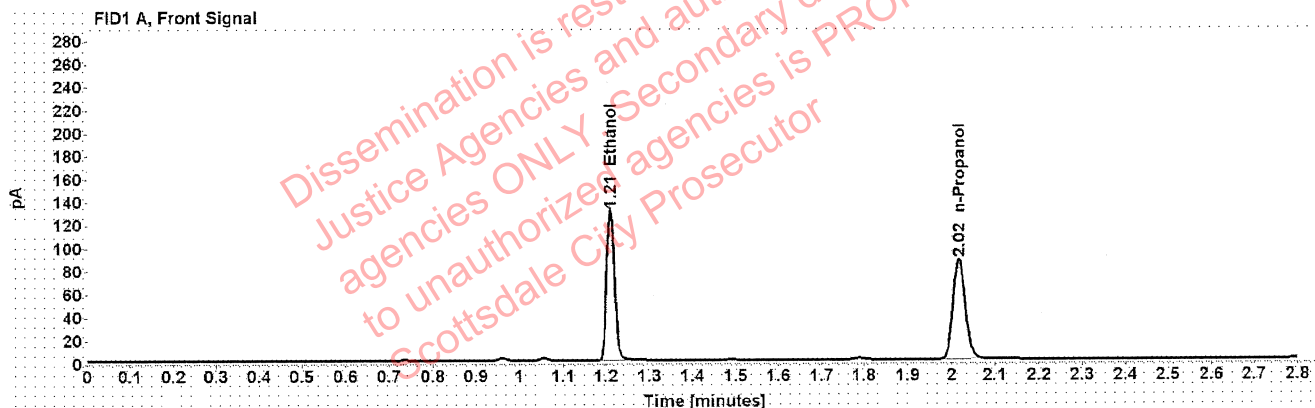


Table 1: FID 1 A (column DB-ALC1)

Compound	Amount (g/100mL)	Time (min)	Peak Area
>Ethanol	0.2575	1.210	165.772
n-Propanol	-----	2.017	173.269

Table 2: FID 2 B (column DB-ALC2)

Compound	Time (min)	Peak Area
Ethanol	1.375	206.725
n-Propanol	2.469	211.824

Scottsdale Police Department Crime Lab Volatiles Analysis

Sample:	35901MM	Vial:	76
Description:	[REDACTED]	LIMS ID:	[REDACTED]
Method:	ethanol quant.M	Sequence:	05Jan21
Instrument:	US14173023 CN14160045	Injection date:	1/5/2021 7:05:45 PM
Data file:	C:\Chem32\1\Data\05Jan21\76.D	Analyst:	Brooke

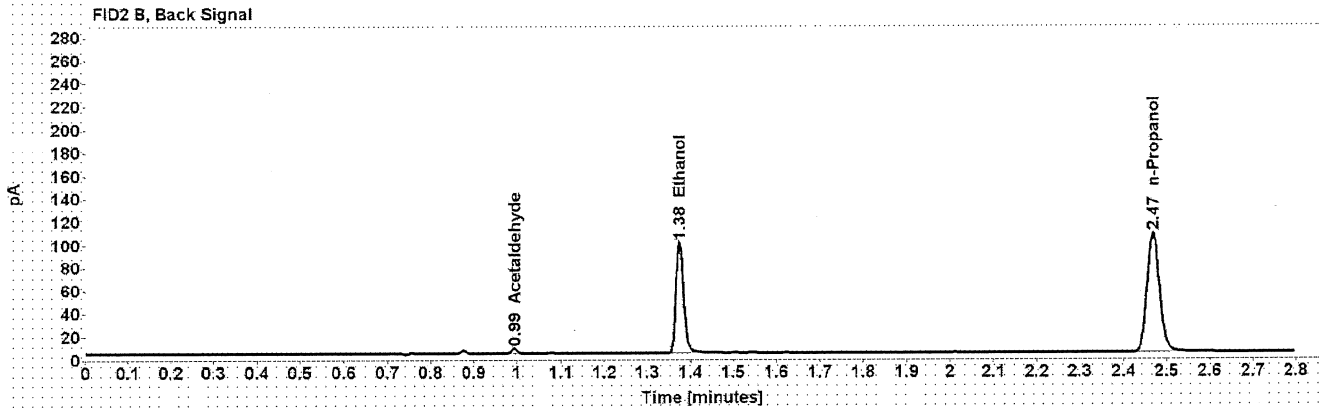
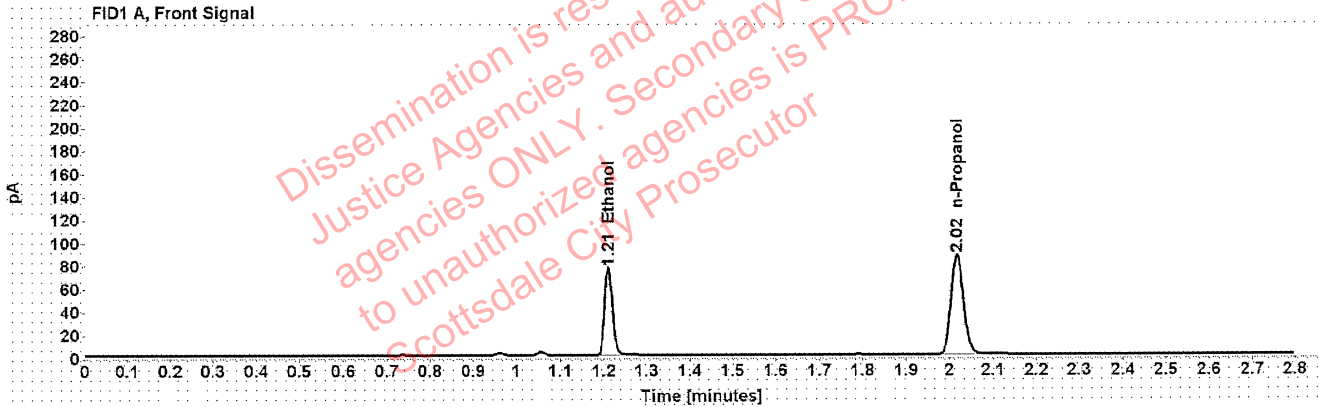


Table 1: FID 1 A (column DB-ALC1)

Compound	Amount (g/100mL)	Time (min)	Peak Area
>Ethanol	0.1515	1.211	97.131
n-Propanol	-----	2.017	173.106

Table 2: FID 2 B (column DB-ALC2)

Compound	Time (min)	Peak Area
Acetaldehyde	0.993	4.099
Ethanol	1.375	120.206
n-Propanol	2.469	212.176

Scottsdale Police Department Crime Lab Volatiles Analysis

Sample:	35901MM	Vial:	77
Description:	[REDACTED]	LIMS ID:	[REDACTED]
Method:	ethanol quant.M	Sequence:	05Jan21
Instrument:	US14173023 CN14160045	Injection date:	1/5/2021 7:09:46 PM
Data file:	C:\Chem32\1\Data\05Jan21\77.D	Analyst:	Brooke

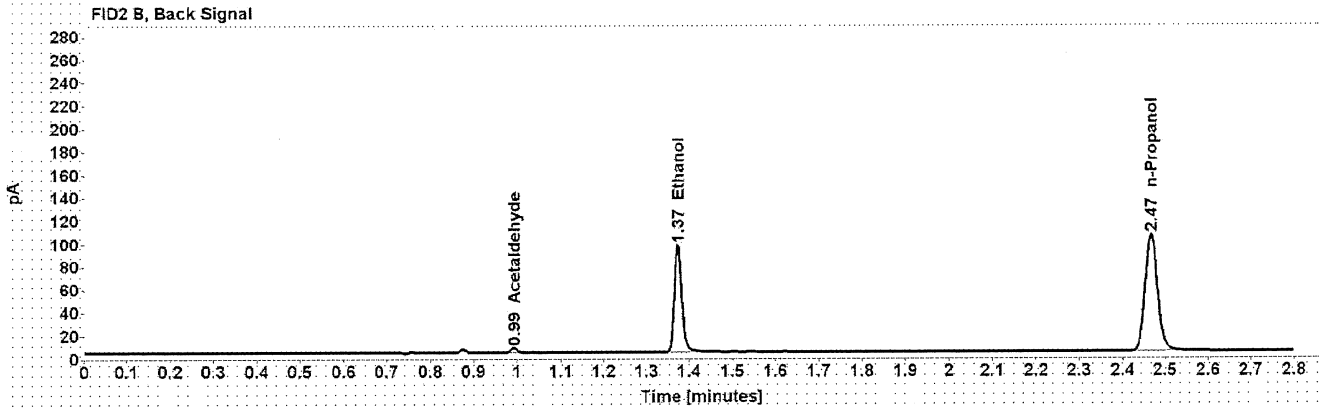
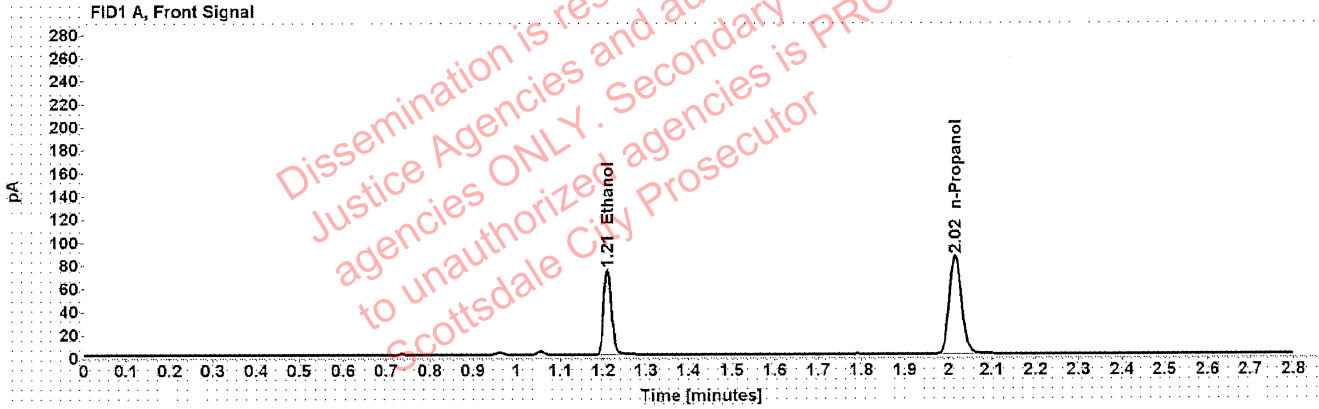


Table 1: FID 1 A (column DB-ALC1)

Compound	Amount (g/100mL)	Time (min)	Peak Area
>Ethanol	0.1494	1.210	93.881
n-Propanol	-----	2.016	169.642

Table 2: FID 2 B (column DB-ALC2)

Compound	Time (min)	Peak Area
Acetaldehyde	0.992	4.092
Ethanol	1.374	116.594
n-Propanol	2.467	207.899

Scottsdale Police Department Crime Lab Volatiles Analysis

Sample:	38201AC	Vial:	78
Description:	[REDACTED]	LIMS ID:	[REDACTED]
Method:	ethanol quant.M	Sequence:	05Jan21
Instrument:	US14173023 CN14160045	Injection date:	1/5/2021 7:13:45 PM
Data file:	C:\Chem32\1\Data\05Jan21\78.D	Analyst:	Brooke

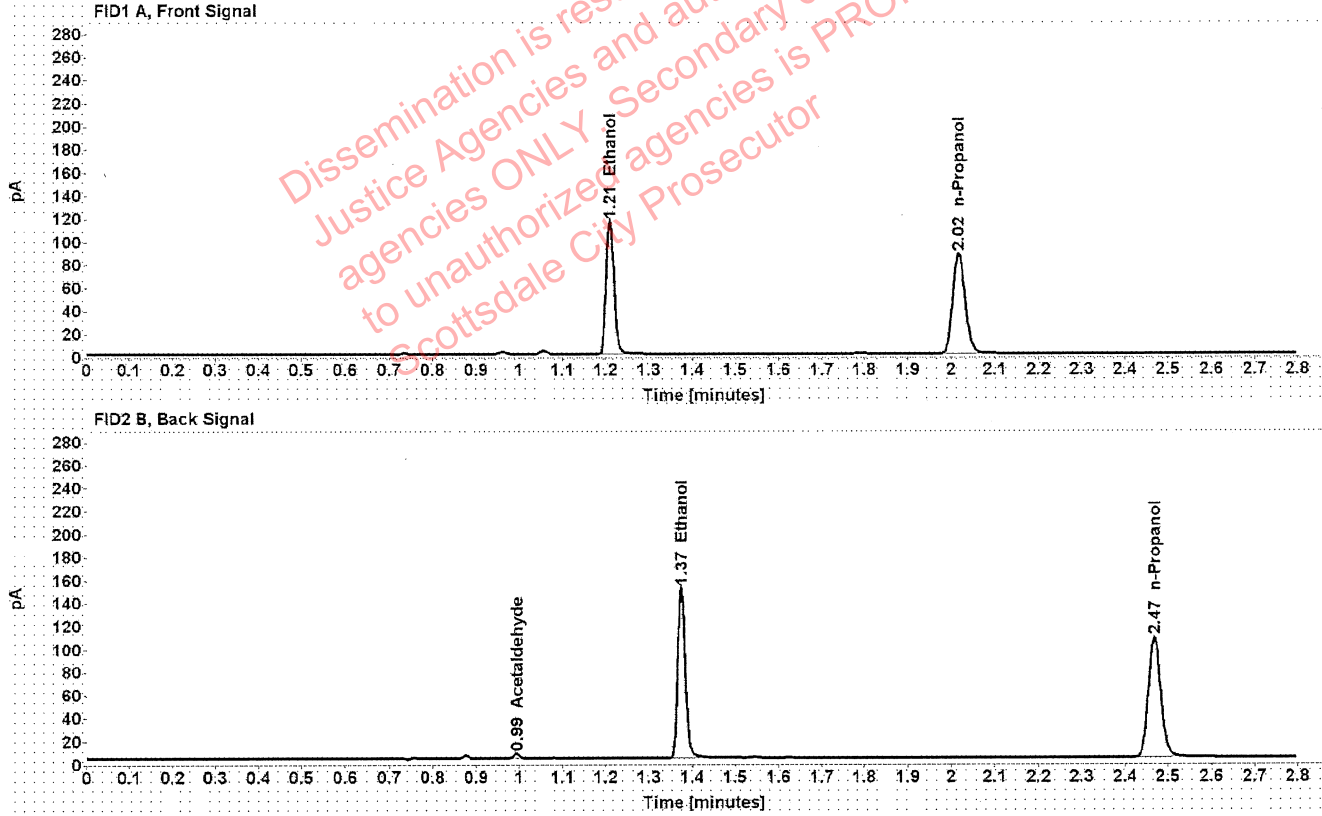


Table 1: FID 1 A (column DB-ALC1)

Compound	Amount (g/100mL)	Time (min)	Peak Area
>Ethanol	0.2287	1.210	147.569
n-Propanol	-----	2.017	173.746

Table 2: FID 2 B (column DB-ALC2)

Compound	Time (min)	Peak Area
Acetaldehyde	0.993	4.099
Ethanol	1.375	183.659
n-Propanol	2.469	213.391

Scottsdale Police Department Crime Lab Volatiles Analysis

Sample:	38201AC	Vial:	79
Description:	[REDACTED]	LIMS ID:	[REDACTED]
Method:	ethanol quant.M	Sequence:	05Jan21
Instrument:	US14173023 CN14160045	Injection date:	1/5/2021 7:18:01 PM
Data file:	C:\Chem32\1\Data\05Jan21\79.D	Analyst:	Brooke

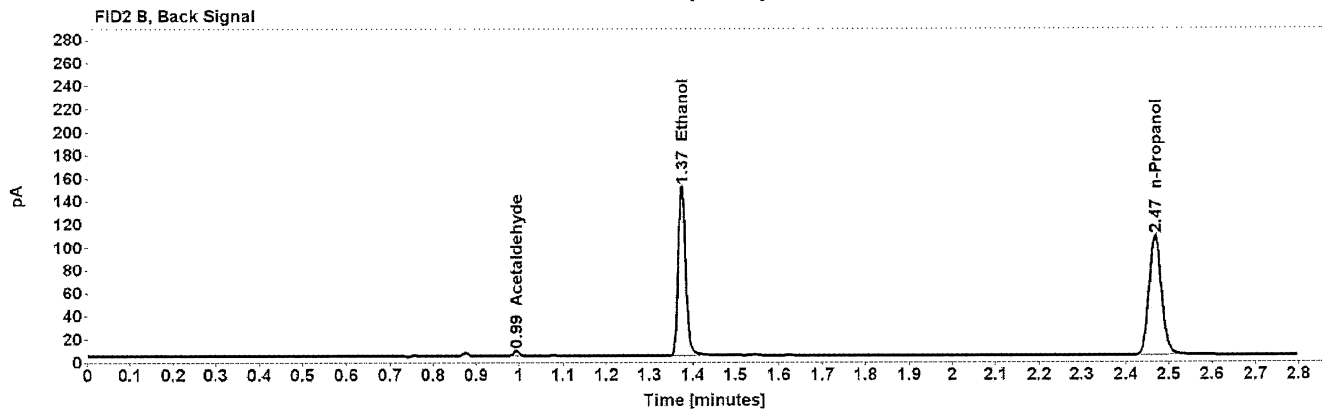
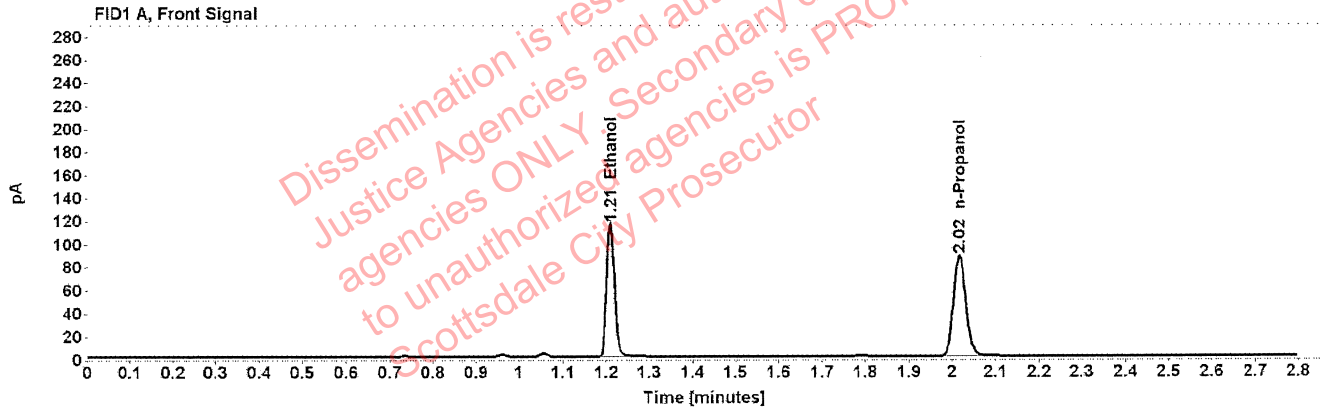


Table 1: FID 1 A (column DB-ALC1)

Compound	Amount (g/100mL)	Time (min)	Peak Area
>Ethanol	0.2280	1.210	147.013
n-Propanol	-----	2.017	173.635

Table 2: FID 2 B (column DB-ALC2)

Compound	Time (min)	Peak Area
Acetaldehyde	0.993	4.197
Ethanol	1.374	182.964
n-Propanol	2.468	212.801

Scottsdale Police Department Crime Lab Volatiles Analysis

Sample:	38101LB	Vial:	80
Description:	[REDACTED]	LIMS ID:	[REDACTED]
Method:	ethanol quant.M	Sequence:	05Jan21
Instrument:	US14173023 CN14160045	Injection date:	1/5/2021 7:22:00 PM
Data file:	C:\Chem32\1\Data\05Jan21\80.D	Analyst:	Brooke

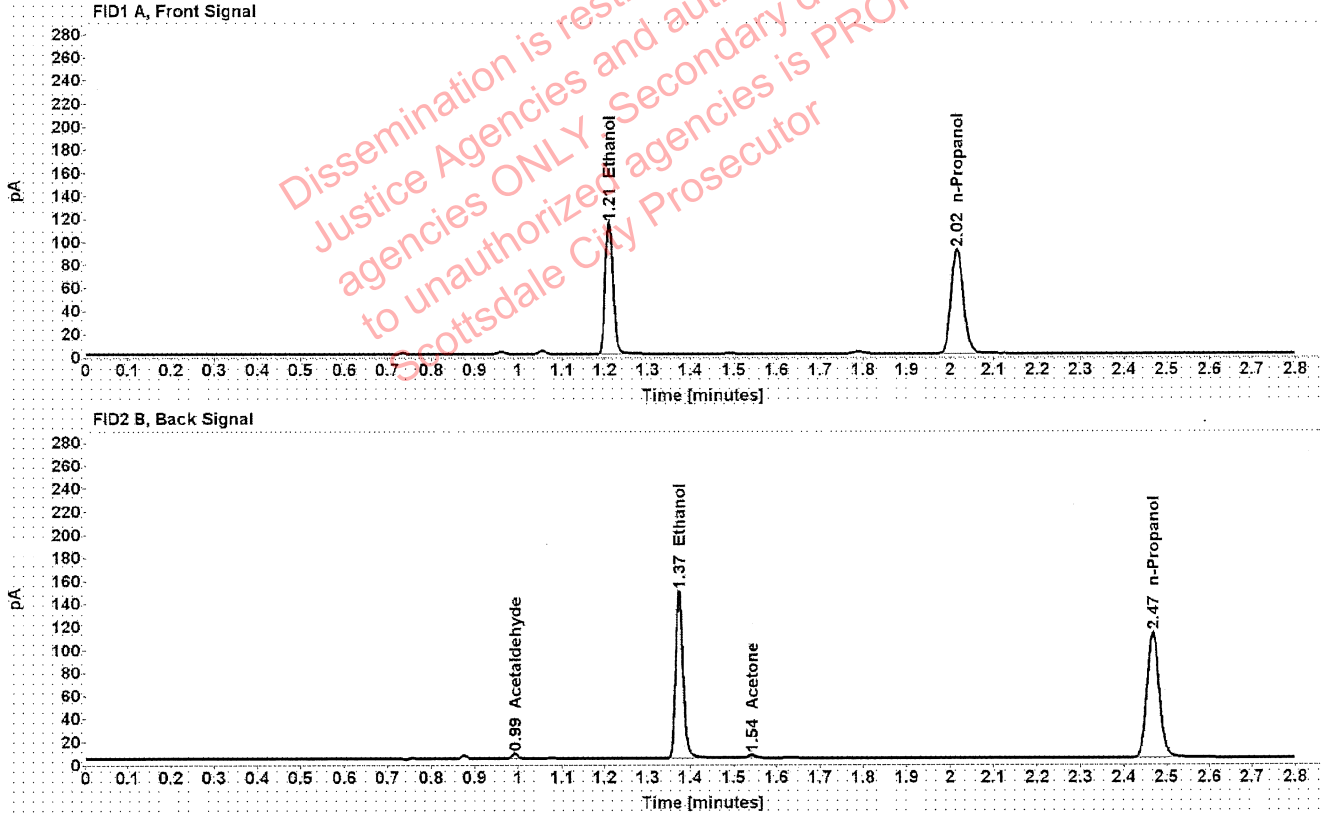


Table 1: FID 1 A (column DB-ALC1)

Compound	Amount (g/100mL)	Time (min)	Peak Area
>Ethanol	0.2162	1.210	145.587
n-Propanol	-----	2.016	181.369

Table 2: FID 2 B (column DB-ALC2)

Compound	Time (min)	Peak Area
Acetaldehyde	0.993	4.105
Ethanol	1.374	182.570
Acetone	1.543	3.867
n-Propanol	2.468	222.061

[REDACTED]: Brooke, Phillip - (06-Jan-2021)

Case: [REDACTED] User: pbrooke 1/6/2021

Scottsdale Police Department Crime Lab Volatiles Analysis

Sample:	38101LB	Vial:	81
Description:	[REDACTED]	LIMS ID:	[REDACTED]
Method:	ethanol quant.M	Sequence:	05Jan21
Instrument:	US14173023 CN14160045	Injection date:	1/5/2021 7:26:00 PM
Data file:	C:\Chem32\1\Data\05Jan21\81.D	Analyst:	Brooke

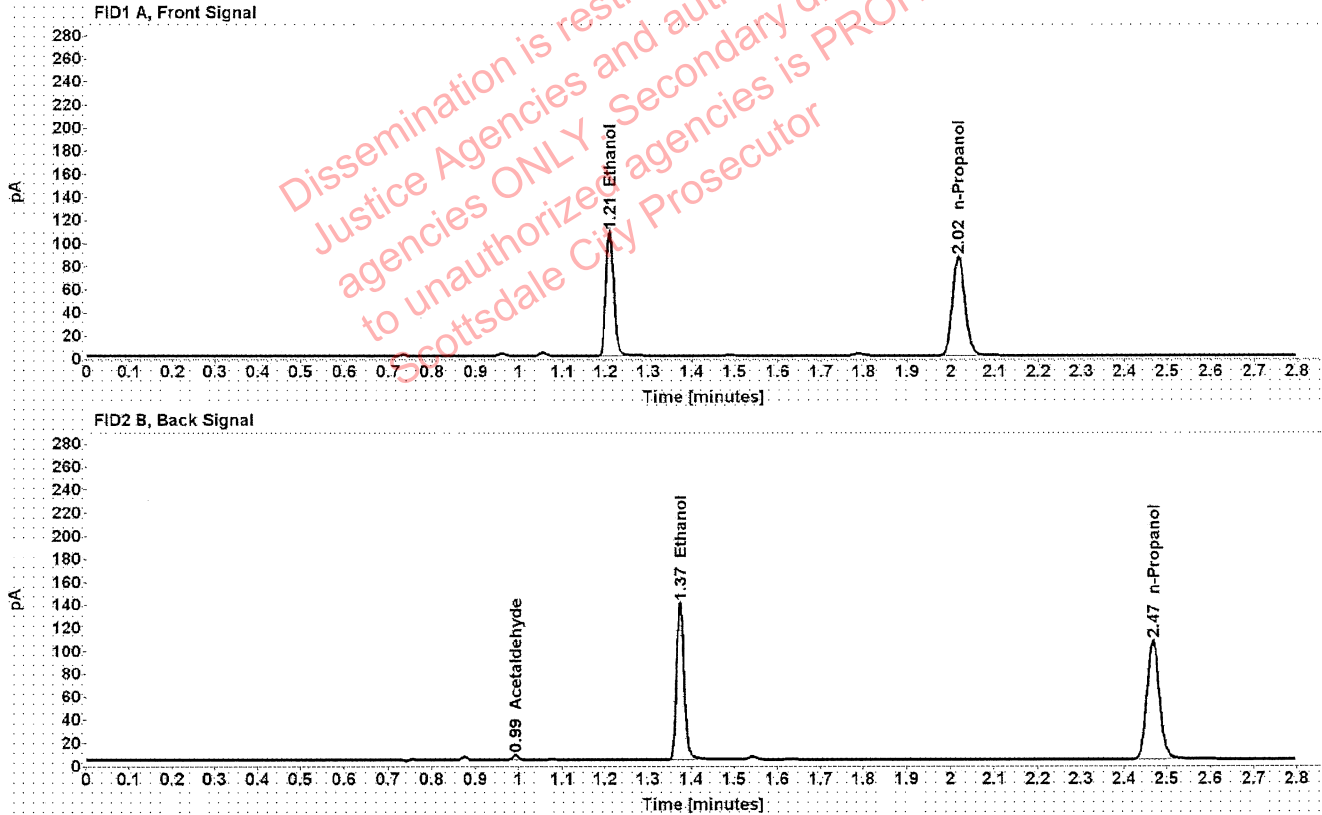


Table 1: FID 1 A (column DB-ALC1)

Compound	Amount (g/100mL)	Time (min)	Peak Area
>Ethanol	0.2147	1.210	136.841
n-Propanol	-----	2.017	171.685

Table 2: FID 2 B (column DB-ALC2)

Compound	Time (min)	Peak Area
Acetaldehyde	0.993	4.074
Ethanol	1.374	170.449
n-Propanol	2.468	210.248

Scottsdale Police Department Crime Lab Volatiles Analysis

Sample:	1353658	Vial:	82
Description:	[REDACTED]	LIMS ID:	[REDACTED]
Method:	ethanol quant.M	Sequence:	05Jan21
Instrument:	US14173023 CN14160045	Injection date:	1/5/2021 7:30:01 PM
Data file:	C:\Chem32\1\Data\05Jan21\82.D	Analyst:	Brooke

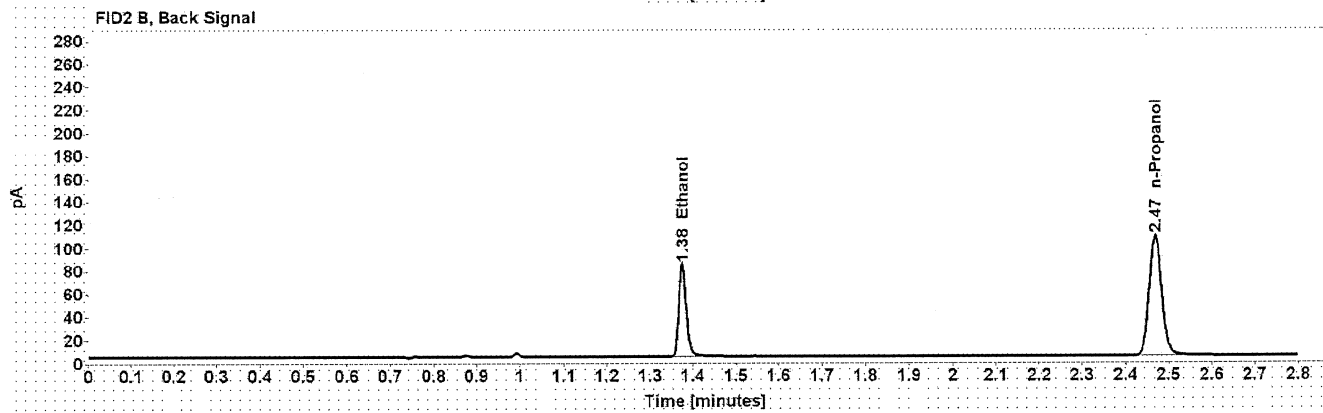
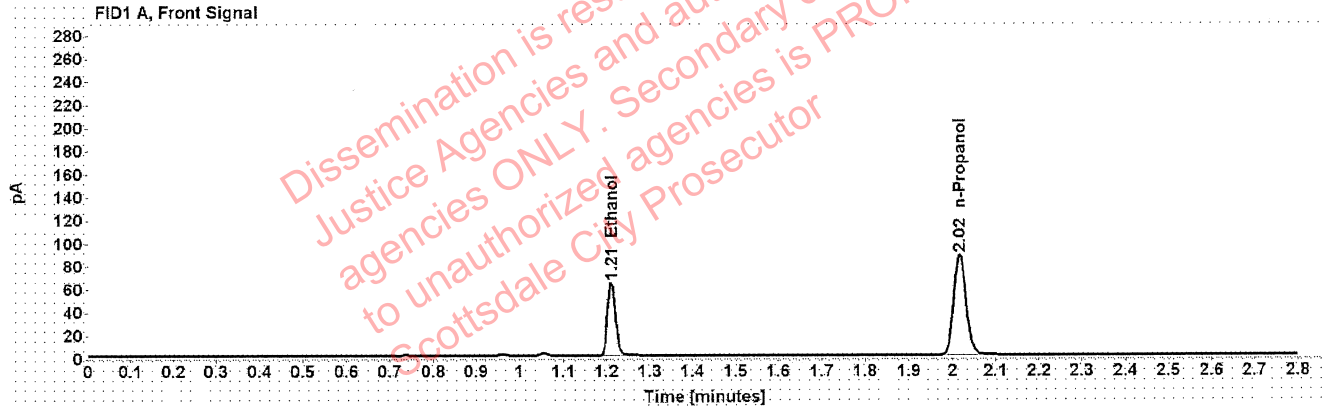


Table 1: FID 1 A (column DB-ALC1)

Compound	Amount (g/100mL)	Time (min)	Peak Area
>Ethanol	0.1256	1.211	80.991
n-Propanol	-----	2.017	174.362

Table 2: FID 2 B (column DB-ALC2)

Compound	Time (min)	Peak Area
Ethanol	1.375	100.523
n-Propanol	2.468	213.670

Scottsdale Police Department Crime Lab Volatiles Analysis

Sample:	1353658	Vial:	83
Description:	[REDACTED]	LIMS ID:	[REDACTED]
Method:	ethanol quant.M	Sequence:	05Jan21
Instrument:	US14173023 CN14160045	Injection date:	1/5/2021 7:34:01 PM
Data file:	C:\Chem32\1\Data\05Jan21\83.D	Analyst:	Brooke

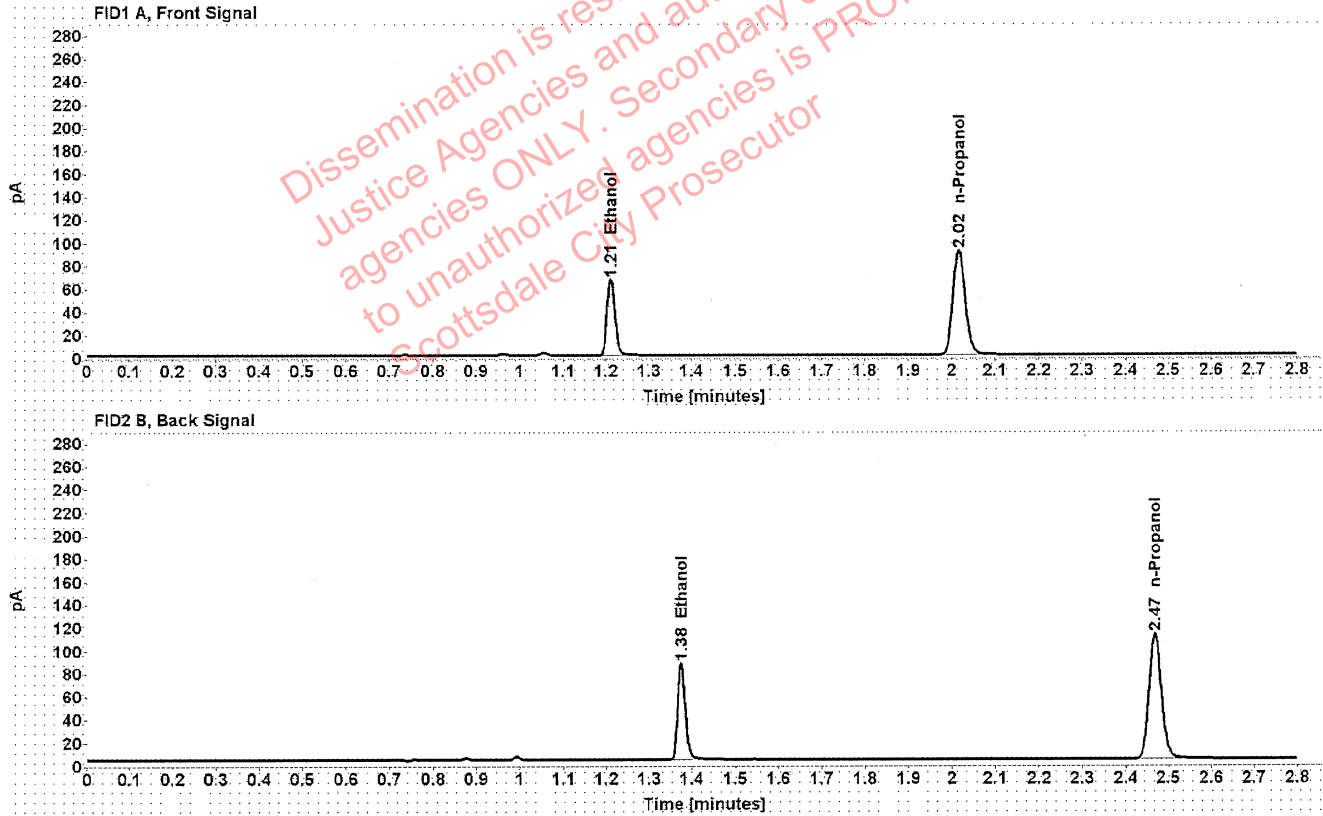


Table 1: FID 1 A (column DB-ALC1)

Compound	Amount (g/100mL)	Time (min)	Peak Area
>Ethanol	0.1260	1.211	84.630
n-Propanol	-----	2.017	181.540

Table 2: FID 2 B (column DB-ALC2)

Compound	Time (min)	Peak Area
Ethanol	1.375	104.763
n-Propanol	2.469	222.672

Scottsdale Police Department Crime Lab Volatiles Analysis

Sample:	1353268	Vial:	84
Description:	[REDACTED]	LIMS ID:	[REDACTED]
Method:	ethanol quant.M	Sequence:	05Jan21
Instrument:	US14173023 CN14160045	Injection date:	1/5/2021 7:38:00 PM
Data file:	C:\Chem32\1\Data\05Jan21\84.D	Analyst:	Brooke

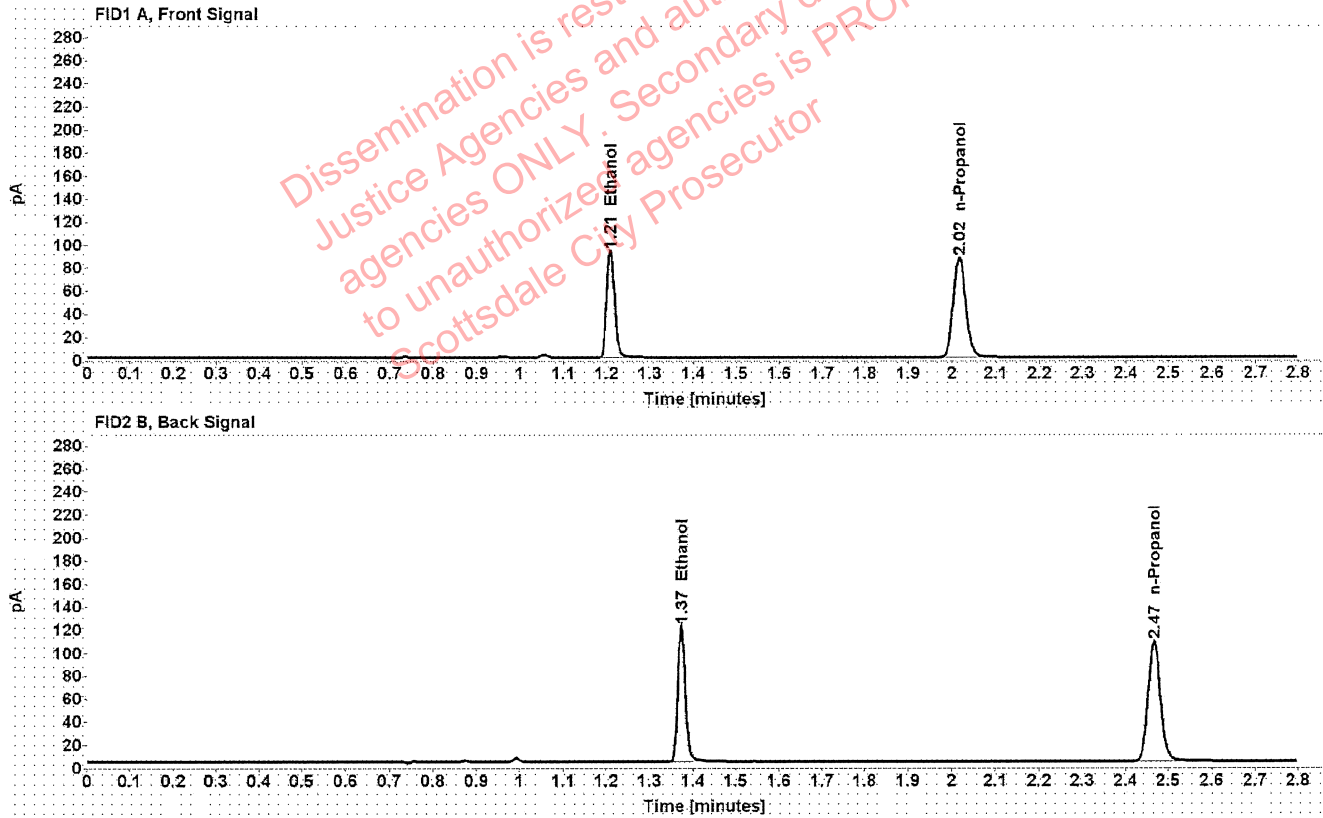


Table 1: FID 1 A (column DB-ALC1)

Compound	Amount (g/100mL)	Time (min)	Peak Area
>Ethanol	0.1836	1.209	118.456
n-Propanol	-----	2.016	173.913

Table 2: FID 2 B (column DB-ALC2)

Compound	Time (min)	Peak Area
Ethanol	1.373	147.063
n-Propanol	2.467	213.268

Scottsdale Police Department Crime Lab Volatiles Analysis

Sample:	1353268	Vial:	85
Description:		LIMS ID:	
Method:	ethanol quant.M	Sequence:	05Jan21
Instrument:	US14173023 CN14160045	Injection date:	1/5/2021 7:42:16 PM
Data file:	C:\Chem32\1\Data\05Jan21\85.D	Analyst:	Brooke

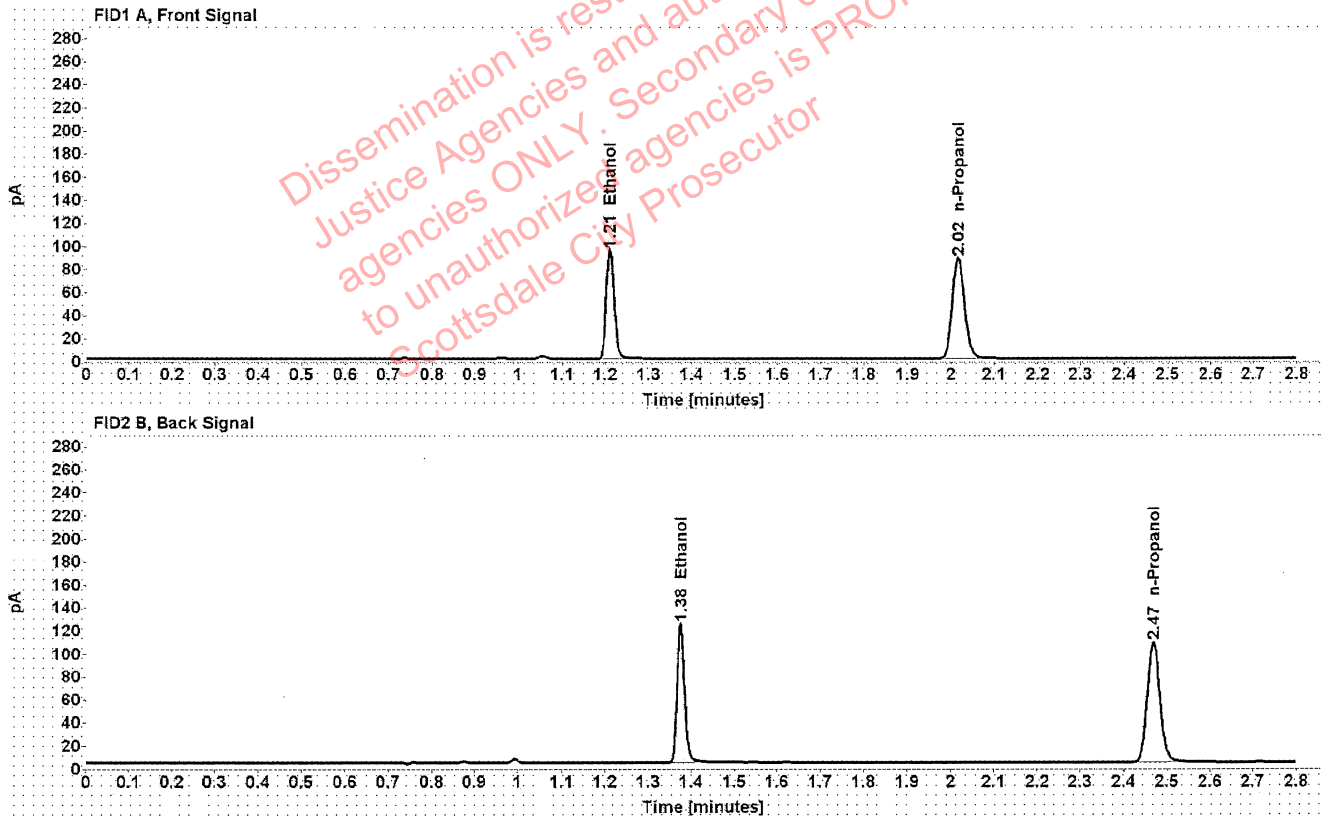


Table 1: FID 1 A (column DB-ALC1)

Compound	Amount (g/100mL)	Time (min)	Peak Area
>Ethanol	0.1864	1.210	120.611
n-Propanol	-----	2.017	174.403

Table 2: FID 2 B (column DB-ALC2)

Compound	Time (min)	Peak Area
Ethanol	1.375	149.694
n-Propanol	2.468	213.653