

SCOTTSDALE POLICE DEPARTMENT CRIME LABORATORY BLOOD ALCOHOL FACE SHEET

ANALYSIS DATE 05/12/2021 SEQUENCE NAME 12May21

EQUIPMENT

Pipettor Hamilton ML600EH7497 Hamilton ML600GJ10749
 Gas Chromatograph Agilent US14173023

INSTRUMENT CALIBRATION

Vial 1 0.02 calibrator Lot FN06141806 Coefficient of determination (r²)
 Vial 2 0.10 calibrator Lot FN05311902 1.00000
 Vial 3 0.20 calibrator Lot FN05101903
 Vial 4 0.40 calibrator Lot FN10051906

CALIBRATION VERIFICATION AND RESOLUTION TEST

Vial	Sample	Expected result	Measured result	Manufacturer/lot
5	Blank	Not detected	Not detected	SPD lab 031021AQ
6	Volatiles mixture	6 compounds	6 compounds	SPD lab 050721MIX
7	Aqueous control	0.400 g/dL	0.410 g/dL	Lipomed 11092018-A
8	Aqueous control	0.040 g/dL	0.040 g/dL	Lipomed 14082019-B
9	Blood control	0.200 g/dL	0.200 g/dL	ACQ 4101018274/9
20	Aqueous control	0.080 g/dL	0.080 g/dL	Lipomed 03102016-A/1
31	Aqueous control	0.080 g/dL	0.082 g/dL	Lipomed 03102016-A/1
42	Blood control	0.200 g/dL	0.202 g/dL	ACQ 4101018274/9
53	Aqueous control	0.080 g/dL	0.081 g/dL	Lipomed 03102016-A/1
62	Aqueous control	0.400 g/dL	0.410 g/dL	Lipomed 11092018-A
63	Aqueous control	0.040 g/dL	0.041 g/dL	Lipomed 14082019-B
64	Blood control	0.200 g/dL	0.203 g/dL	ACQ 4101018274/9
65	Blank	Not detected	Not detected	SPD lab 111020WB

SUBJECT SAMPLES

Subjects in the sequence 20 Subjects requiring reanalysis 0

ADDITIONAL NOTES: All testing proceeded as expected. This batch includes four proficiency samples.

Run valid
 Run invalid

Erika Canonico
 Analyst

Run valid
 Run invalid

Chris B...
 Technical Reviewer

Scottsdale Police Department Crime Laboratory Sequence Quality Assurance Summary

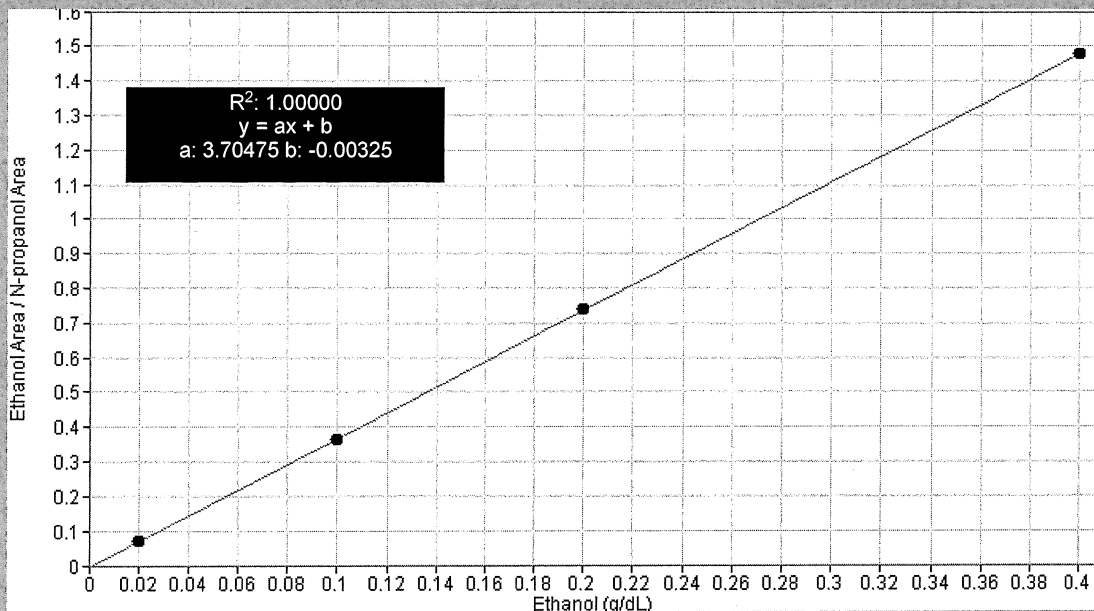
SEQUENCE NAME: 12May21

ANALYST: Canonico *cc*

Sample Name	Vial	Measured Value (g/dL)	Expected Value (g/dL)	Percent Difference	Absolute Difference (g/dL)
blank 031021AQ	5	negative	negative	-	-
0.400 11092018-A	7	0.410	0.400	2.50	0.010
0.040 14082019-B	8	0.040	0.040	0.00	0.000
0.200 4101018274/9	9	0.200	0.200	0.00	0.000
0.080 03102016-A/1	20	0.080	0.080	0.00	0.000
0.080 03102016-A/1	31	0.082	0.080	2.50	0.002
0.200 4101018274/9	42	0.202	0.200	1.00	0.002
0.080 03102016-A/1	53	0.081	0.080	1.25	0.001
0.400 11092018-A	62	0.410	0.400	2.50	0.010
0.040 14082019-B	63	0.041	0.040	2.50	0.001
0.200 4101018274/9	64	0.203	0.200	1.50	0.003
blank 111020WB	65	negative	negative	-	-

Calibrator	Ethanol Area	N-propanol Area	Ratio
0.020	12.050	168.820	0.071
0.100	59.499	162.458	0.366
0.200	122.221	165.581	0.738
0.400	245.845	166.264	1.479

Calibration Line



Scottsdale Police Department Crime Lab Volatiles Analysis

Sample: FN06141806	Vial: 1
Description: 0.020 calibrator	Sequence: 12May21
Method: ethanol quant.M	Injection date: 5/12/2021 11:23:28 AM
Instrument: US14173023 CN14160045	Analyst: Canonico <i>ec</i>
Data file: C:\Chem32\1\Data\12May21\1.D	

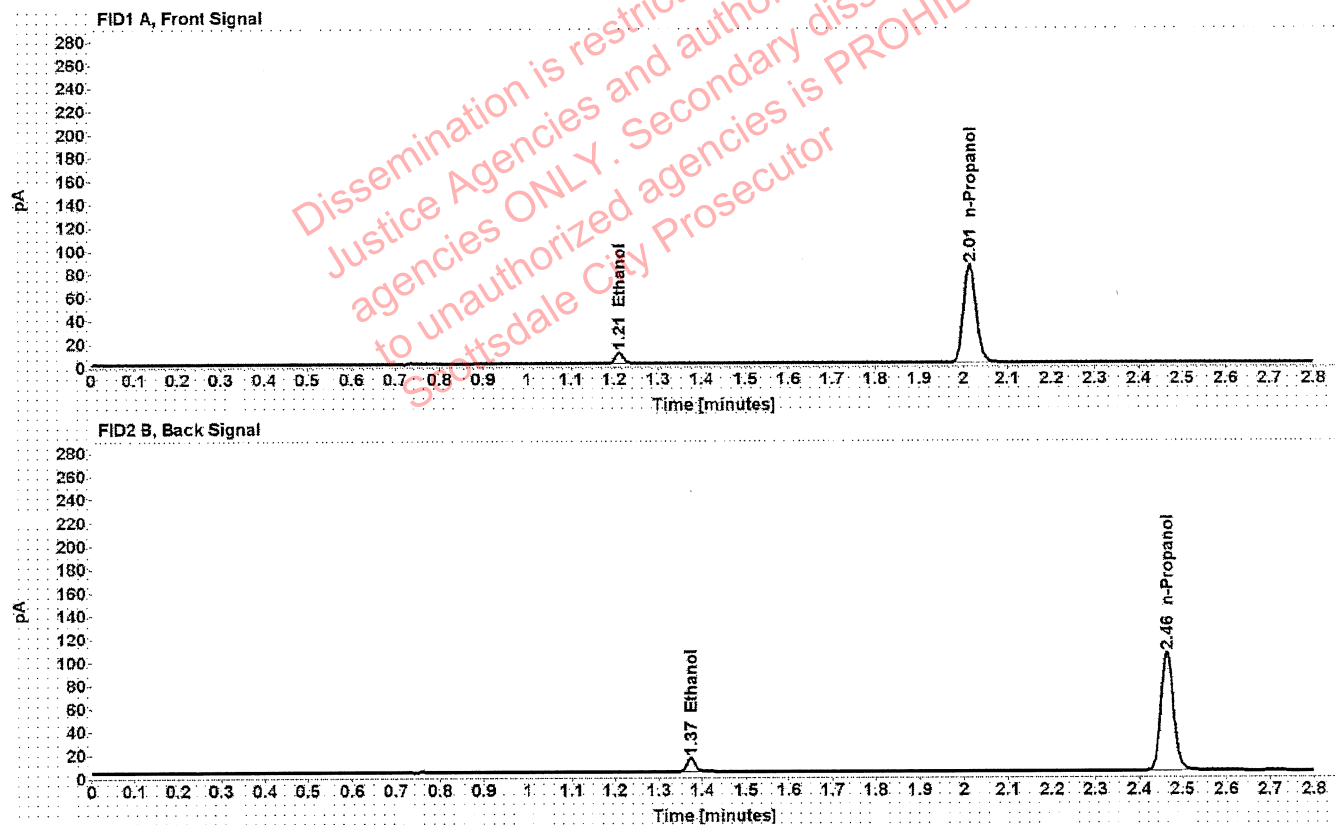


Table 1: FID 1 A (column DB-ALC1)

Compound	Time (min)	Peak Area
Ethanol	1.211	12.050
n-Propanol	2.014	168.820

Table 2: FID 2 B (column DB-ALC2)

Compound	Time (min)	Peak Area
Ethanol	1.374	14.889
n-Propanol	2.464	206.315

Scottsdale Police Department Crime Lab Volatiles Analysis

Sample: FN05311902	Vial: 2
Description: 0.100 calibrator	Sequence: 12May21
Method: ethanol quant.M	Injection date: 5/12/2021 11:27:27 AM
Instrument: US14173023 CN14160045	Analyst: Canonico ☺
Data file: C:\Chem32\1\Data\12May21\2.D	

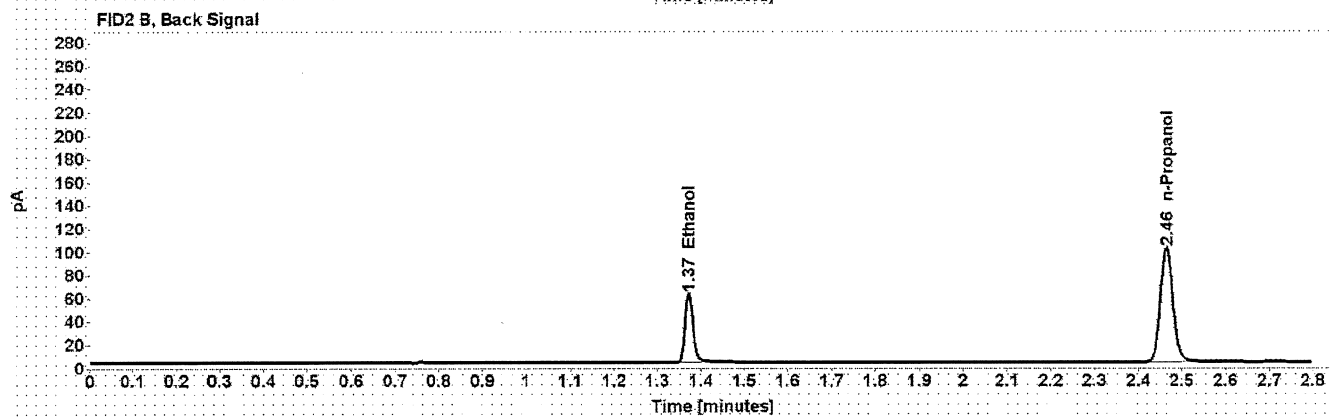
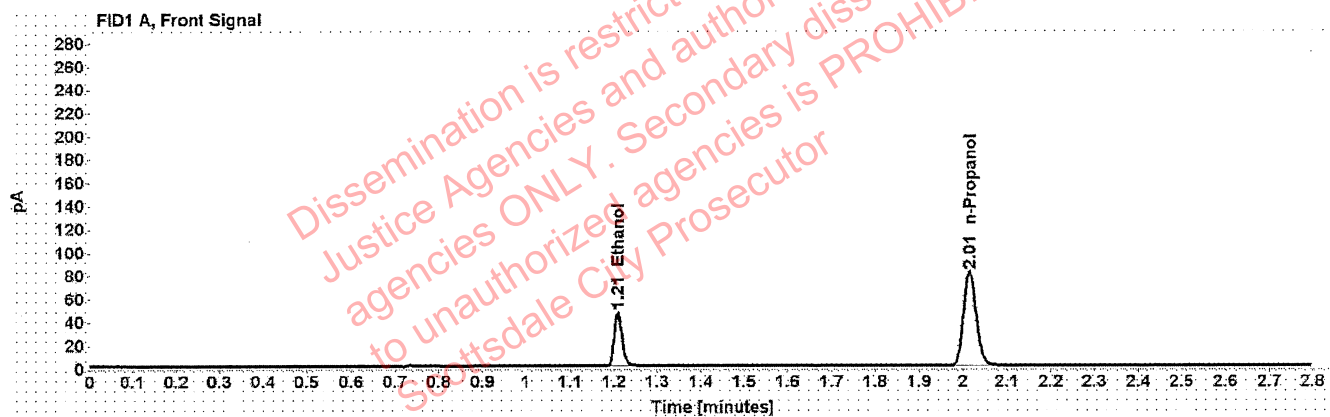


Table 1: FID 1 A (column DB-ALC1)

Compound	Time (min)	Peak Area
Ethanol	1.209	59.499
n-Propanol	2.015	162.458

Table 2: FID 2 B (column DB-ALC2)

Compound	Time (min)	Peak Area
Ethanol	1.372	73.603
n-Propanol	2.465	198.812

Scottsdale Police Department Crime Lab Volatiles Analysis

Sample: FN05101903	Vial: 3
Description: 0.200 calibrator	Sequence: 12May21
Method: ethanol quant.M	Injection date: 5/12/2021 11:31:28 AM
Instrument: US14173023 CN14160045	Analyst: Canonico el
Data file: C:\Chem32\1\Data\12May21\3.D	

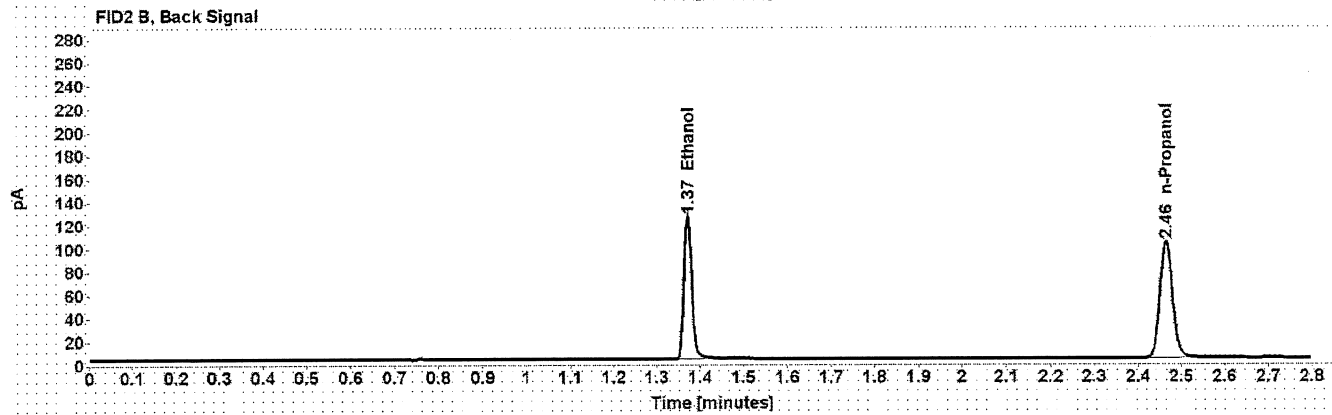
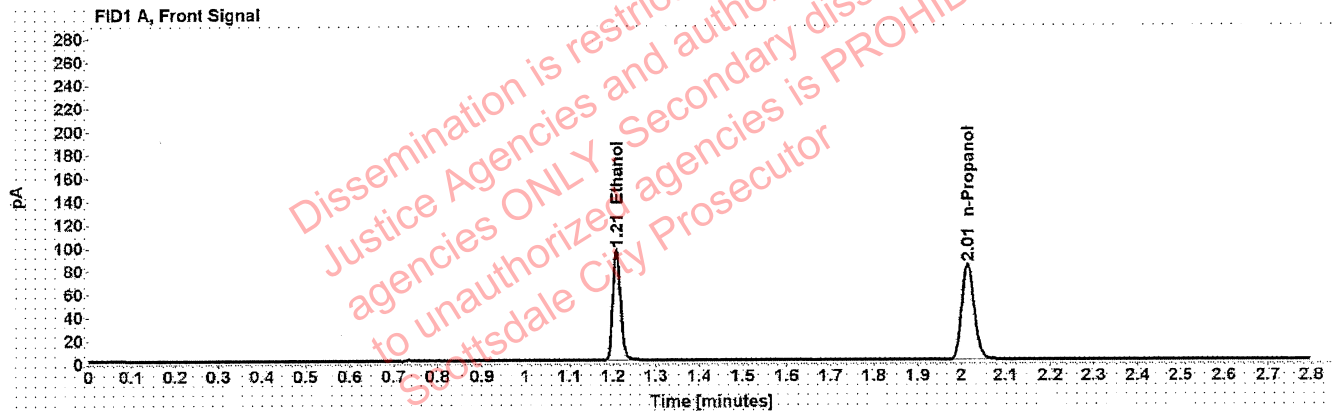


Table 1: FID 1 A (column DB-ALC1)

Compound	Time (min)	Peak Area
Ethanol	1.208	122.221
n-Propanol	2.015	165.581

Table 2: FID 2 B (column DB-ALC2)

Compound	Time (min)	Peak Area
Ethanol	1.372	151.796
n-Propanol	2.465	202.734

Scottsdale Police Department Crime Lab Volatiles Analysis

Sample:	FN10051906	Vial:	4
Description:	0.400 calibrator	Sequence:	12May21
Method:	ethanol quant.M	Injection date:	5/12/2021 11:35:28 AM
Instrument:	US14173023 CN14160045	Analyst:	Canonico <i>ec</i>
Data file:	C:\Chem32\1\Data\12May21\4.D		

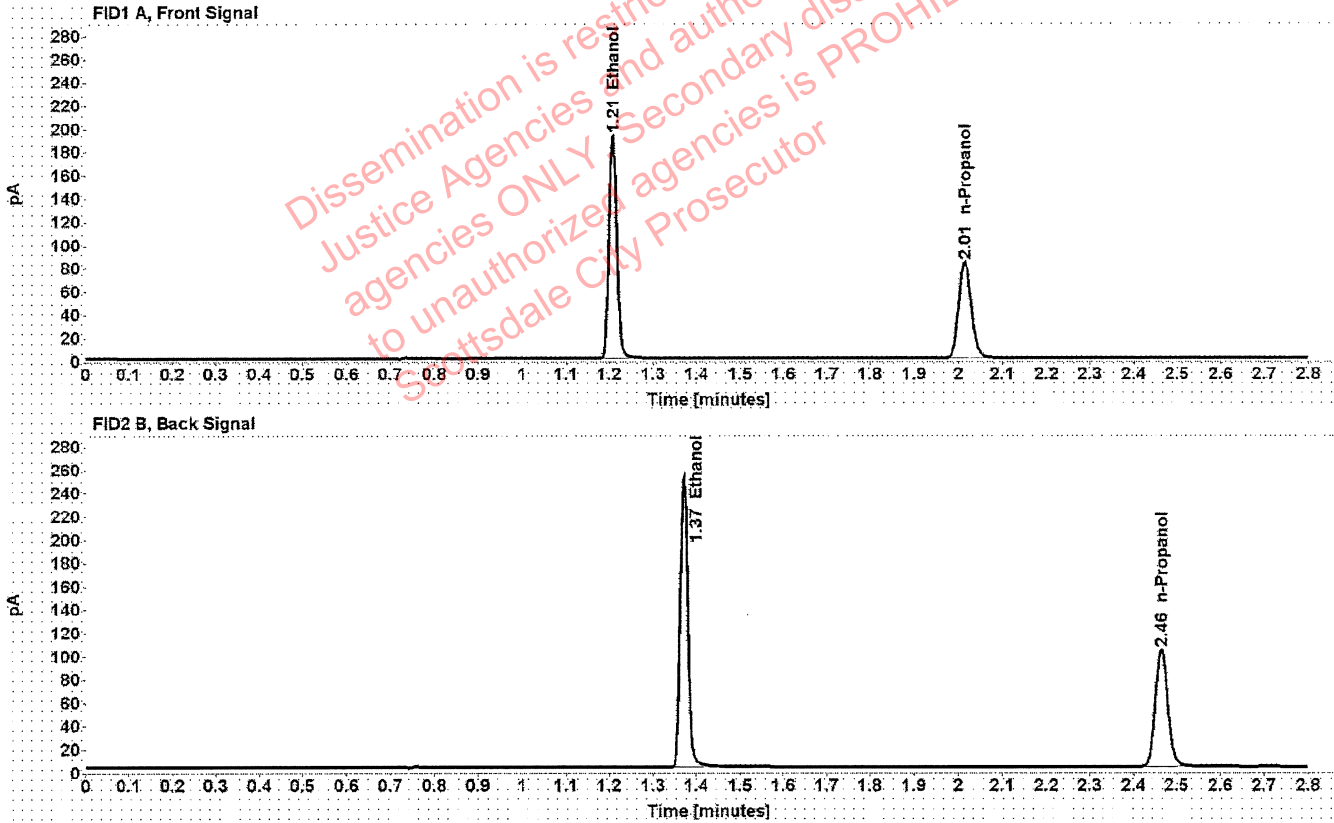


Table 1: FID 1 A (column DB-ALC1)

Compound	Time (min)	Peak Area
Ethanol	1.208	245.845
n-Propanol	2.015	166.264

Table 2: FID 2 B (column DB-ALC2)

Compound	Time (min)	Peak Area
Ethanol	1.371	306.015
n-Propanol	2.465	203.909

Scottsdale Police Department Crime Lab Volatiles Analysis

Sample: 031021AQ	Vial: 5
Description: Negative	LIMS ID:
Method: ethanol quant.M	Sequence: 12May21
Instrument: US14173023 CN14160045	Injection date: 5/12/2021 11:39:28 AM
Data file: C:\Chem32\1\Data\12May21\5.D	Analyst: Canonico <i>EC</i>

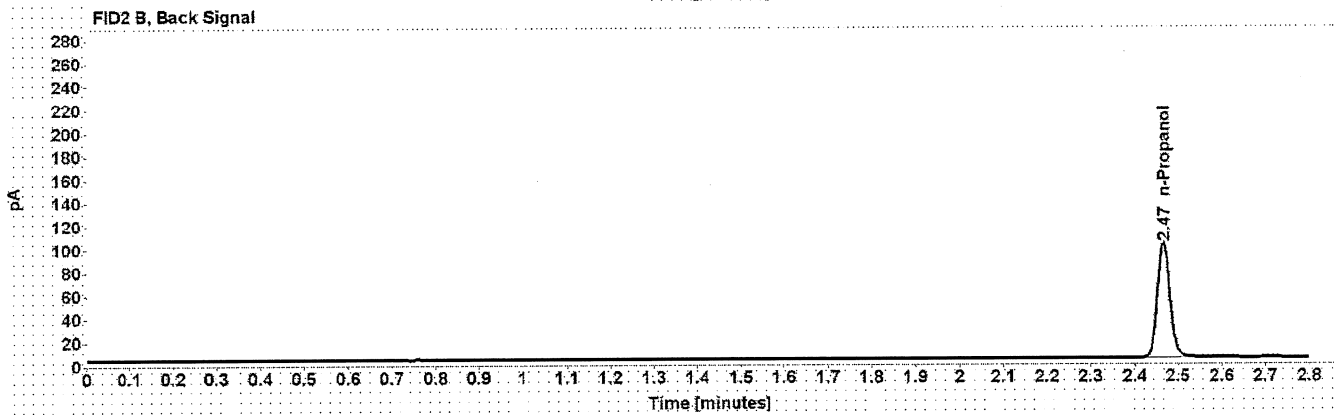
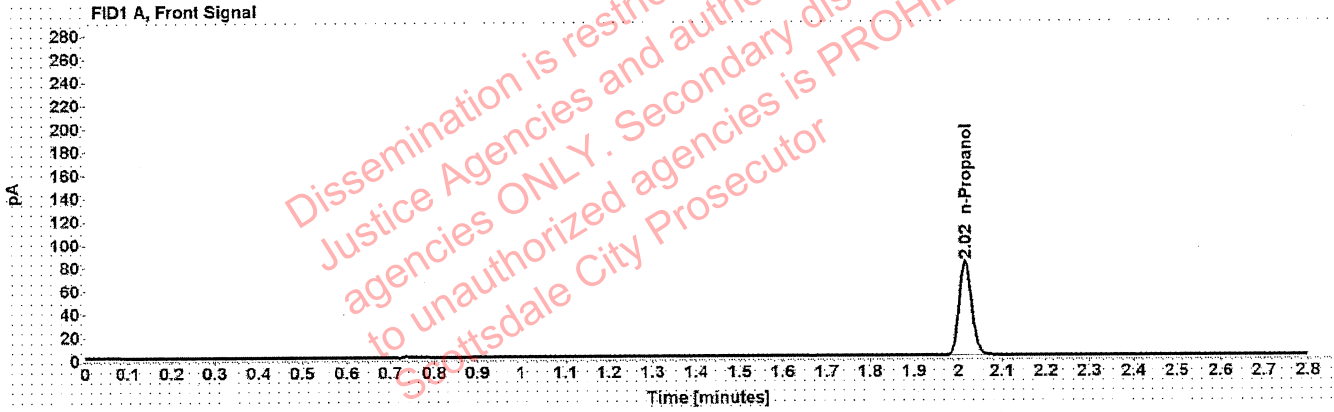


Table 1: FID 1 A (column DB-ALC1)

Compound	Amount (g/100mL)	Time (min)	Peak Area
n-Propanol	-----	2.016	162.733

Table 2: FID 2 B (column DB-ALC2)

Compound	Time (min)	Peak Area
n-Propanol	2.466	199.297

Scottsdale Police Department Crime Lab Volatiles Analysis

Sample:	050721MIX	Vial:	6
Description:	Volatiles mix	LIMS ID:	
Method:	ethanol quant.M	Sequence:	12May21
Instrument:	US14173023 CN14160045	Injection date:	5/12/2021 11:43:30 AM
Data file:	C:\Chem32\1\Data\12May21\6.D	Analyst:	Canonico <i>EC</i>

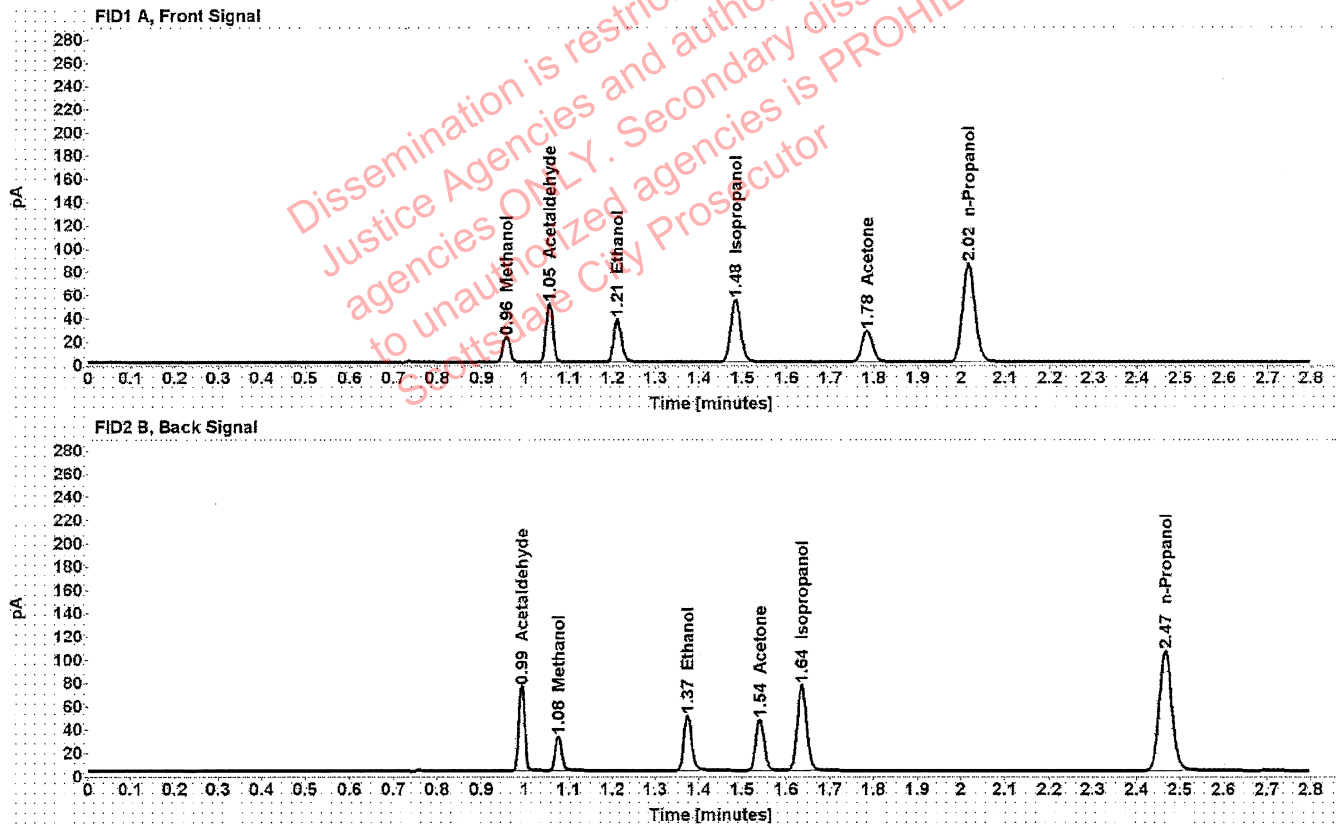


Table 1: FID 1 A (column DB-ALC1)

Compound	Amount (g/100mL)	Time (min)	Peak Area
Methanol	-----	0.957	24.799
Acetaldehyde	-----	1.055	55.107
>Ethanol	0.0768	1.211	47.742
Isopropanol	-----	1.484	86.222
Acetone	-----	1.784	46.526
n-Propanol	-----	2.016	169.680

Table 2: FID 2 B (column DB-ALC2)

Compound	Time (min)	Peak Area
Acetaldehyde	0.992	71.474
Methanol	1.076	31.928
Ethanol	1.374	58.938
Acetone	1.540	57.880
Isopropanol	1.636	110.068
n-Propanol	2.467	208.217

Scottsdale Police Department Crime Lab Volatiles Analysis

Sample: 11092018-A	Vial: 7
Description: 0.400	LIMS ID:
Method: ethanol quant.M	Sequence: 12May21
Instrument: US14173023 CN14160045	Injection date: 5/12/2021 11:47:42 AM
Data file: C:\Chem32\1\Data\12May21\7.D	Analyst: Canonico <i>EC</i>

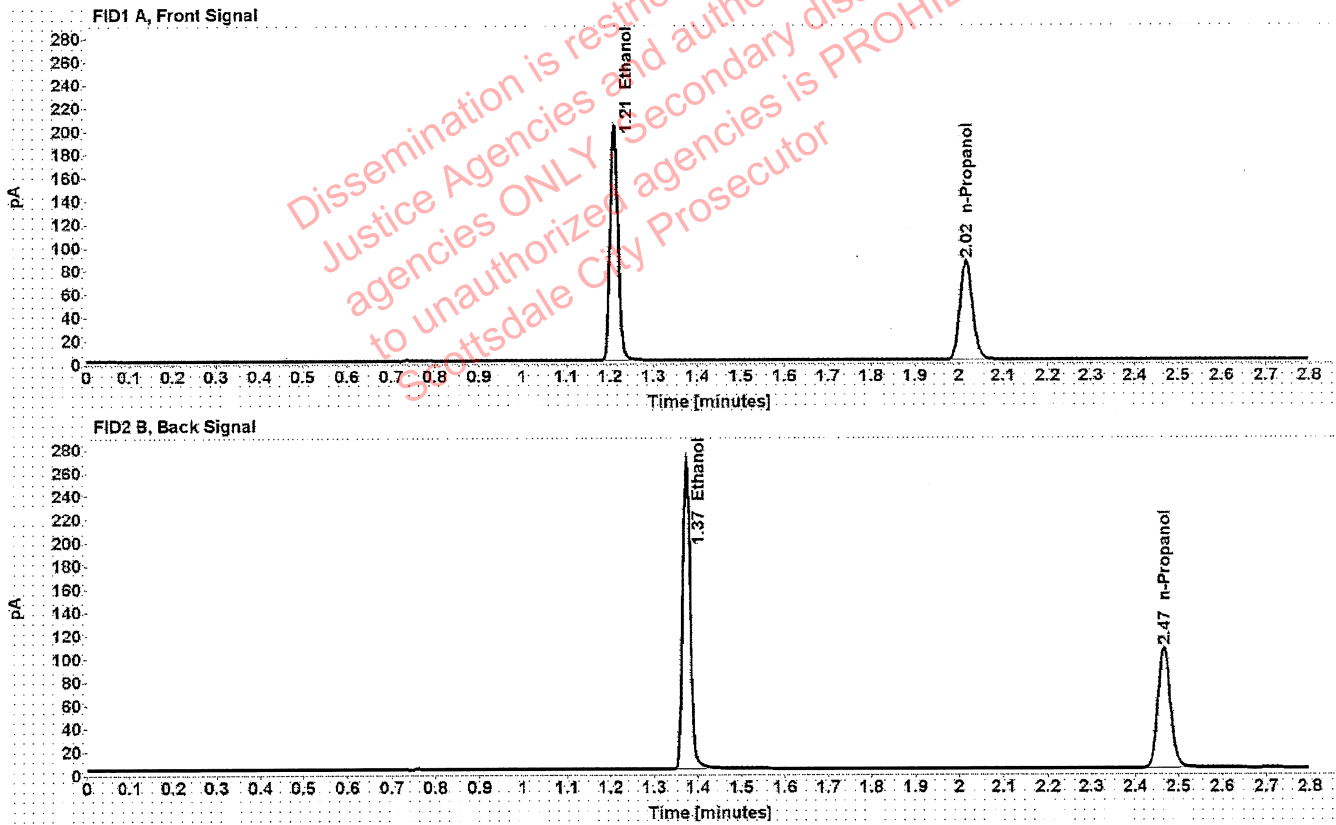


Table 1: FID 1 A (column DB-ALC1)

Compound	Amount (g/100mL)	Time (min)	Peak Area
>Ethanol	0.4103	1.209	259.153
n-Propanol	-----	2.016	170.837

Table 2: FID 2 B (column DB-ALC2)

Compound	Time (min)	Peak Area
Ethanol	1.374	323.020
n-Propanol	2.467	209.664

Scottsdale Police Department Crime Lab Volatiles Analysis

Sample:	14082019-B	Vial:	8
Description:	0.040	LIMS ID:	
Method:	ethanol quant.M	Sequence:	12May21
Instrument:	US14173023 CN14160045	Injection date:	5/12/2021 11:51:43 AM
Data file:	C:\Chem32\1\Data\12May21\8.D	Analyst:	Canonico <i>EC</i>

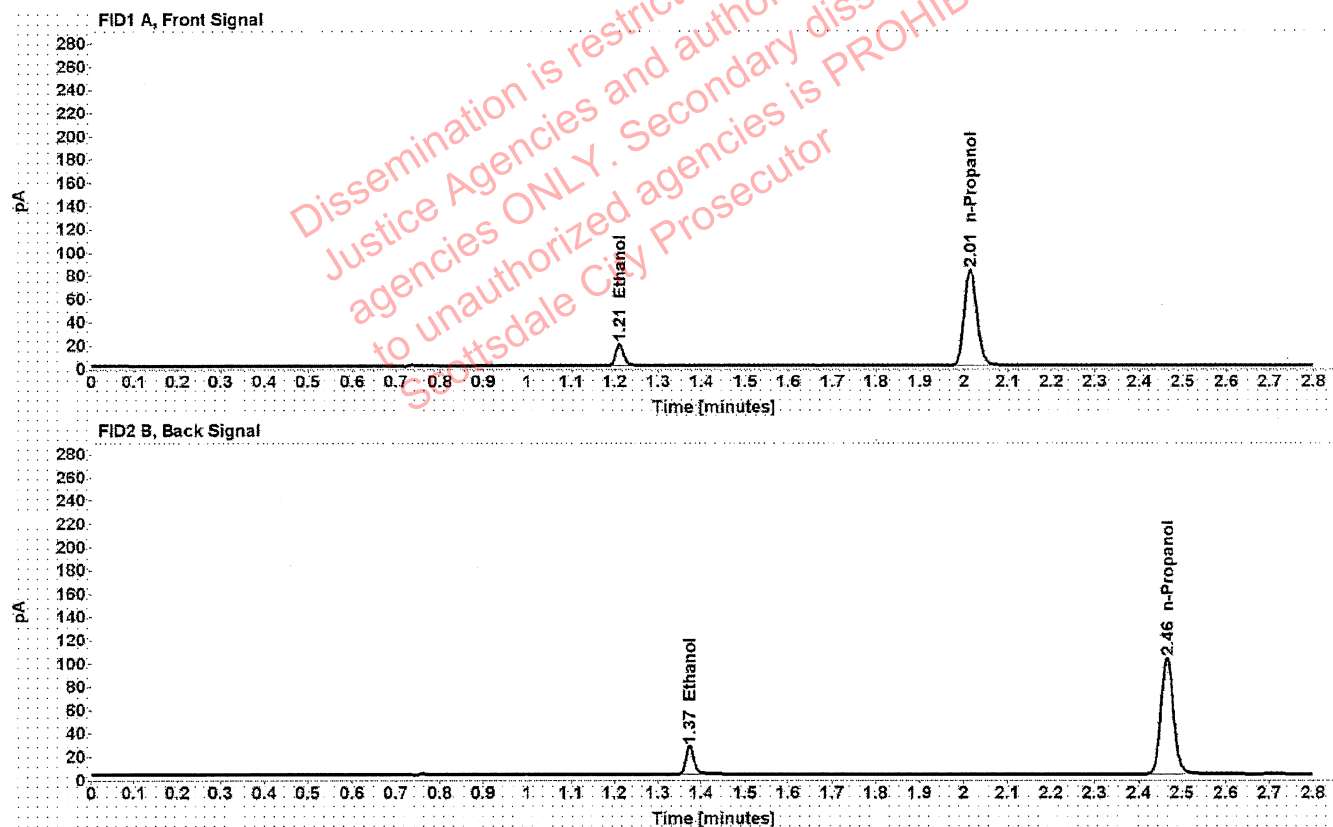


Table 1: FID 1 A (column DB-ALC1)

Compound	Amount (g/100mL)	Time (min)	Peak Area
>Ethanol	0.0407	1.211	24.379
n-Propanol	-----	2.015	165.121

Table 2: FID 2 B (column DB-ALC2)

Compound	Time (min)	Peak Area
Ethanol	1.373	30.073
n-Propanol	2.465	202.556

Scottsdale Police Department Crime Lab Volatiles Analysis

Sample:	4101018274/9	Vial:	9
Description:	0.200	LIMS ID:	
Method:	ethanol quant.M	Sequence:	12May21
Instrument:	US14173023 CN14160045	Injection date:	5/12/2021 11:55:43 AM
Data file:	C:\Chem32\1\Data\12May21\9.D	Analyst:	Canonico <i>ee</i>

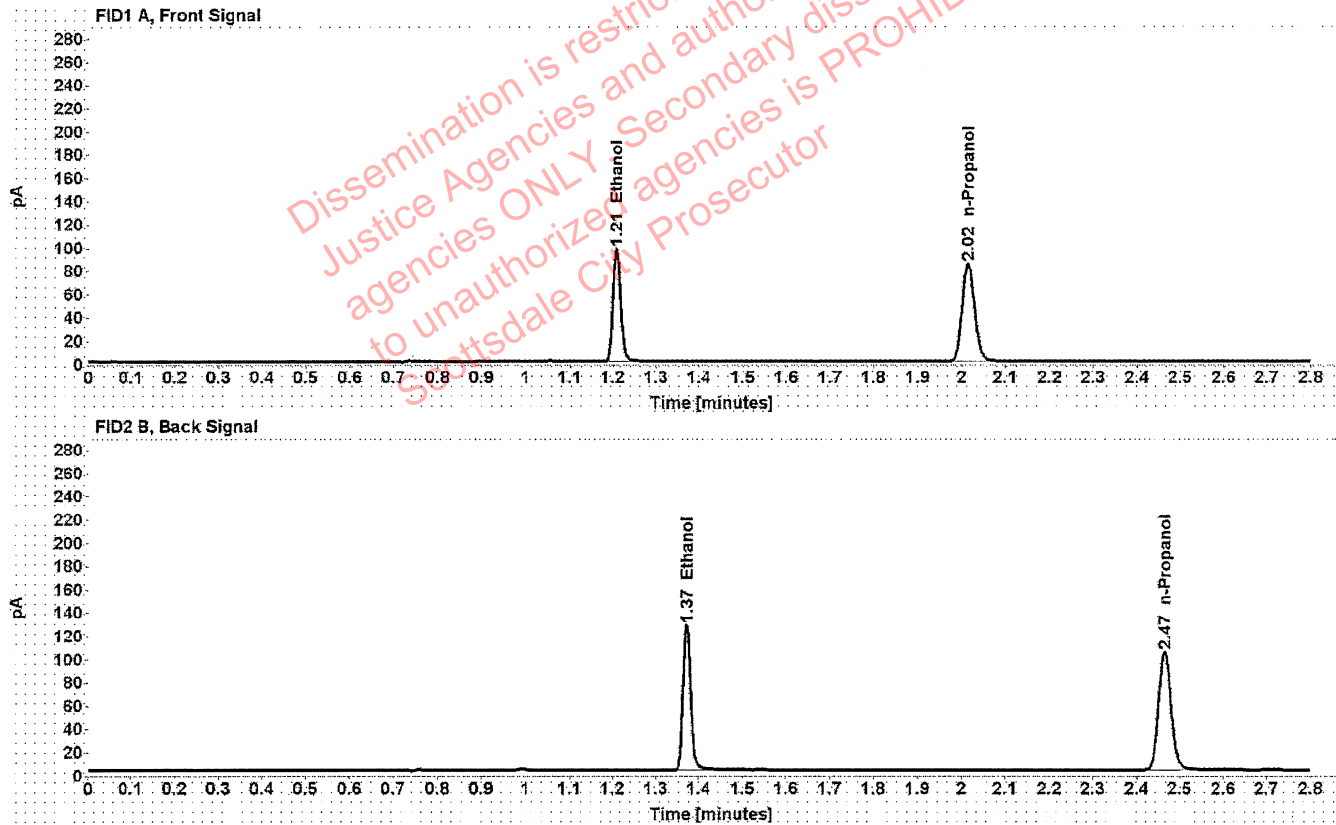


Table 1: FID 1 A (column DB-ALC1)

Compound	Amount (g/100mL)	Time (min)	Peak Area
>Ethanol	0.2005	1.209	124.508
n-Propanol	-----	2.015	168.326

Table 2: FID 2 B (column DB-ALC2)

Compound	Time (min)	Peak Area
Ethanol	1.372	155.142
n-Propanol	2.465	206.739

Scottsdale Police Department Crime Lab Volatiles Analysis

Sample:	03102016-A/1	Vial:	20
Description:	0.080	LIMS ID:	
Method:	ethanol quant.M	Sequence:	12May21
Instrument:	US14173023 CN14160045	Injection date:	5/12/2021 12:40:13 PM
Data file:	C:\Chem32\1\Data\12May21\20.D	Analyst:	Canonico <i>EC</i>

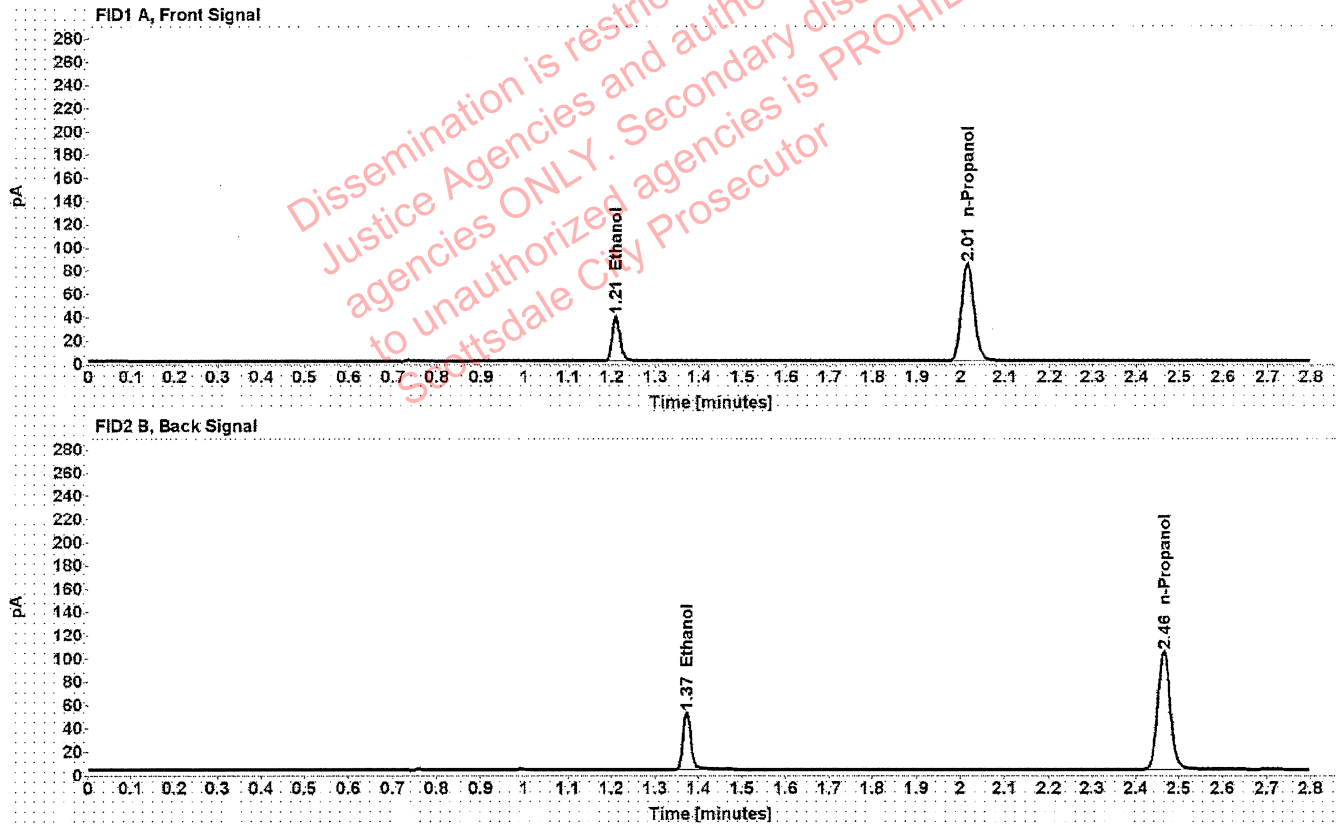


Table 1: FID 1 A (column DB-ALC1)

Compound	Amount (g/100mL)	Time (min)	Peak Area
>Ethanol	0.0801	1.209	49.326
n-Propanol	-----	2.015	168.089

Table 2: FID 2 B (column DB-ALC2)

Compound	Time (min)	Peak Area
Ethanol	1.372	61.409
n-Propanol	2.465	207.068

Scottsdale Police Department Crime Lab Volatiles Analysis

Sample: 03102016-A/1	Vial: 31
Description: 0.080	LIMS ID:
Method: ethanol quant.M	Sequence: 12May21
Instrument: US14173023 CN14160045	Injection date: 5/12/2021 1:24:44 PM
Data file: C:\Chem32\1\Data\12May21\31.D	Analyst: Canonico <i>ee</i>

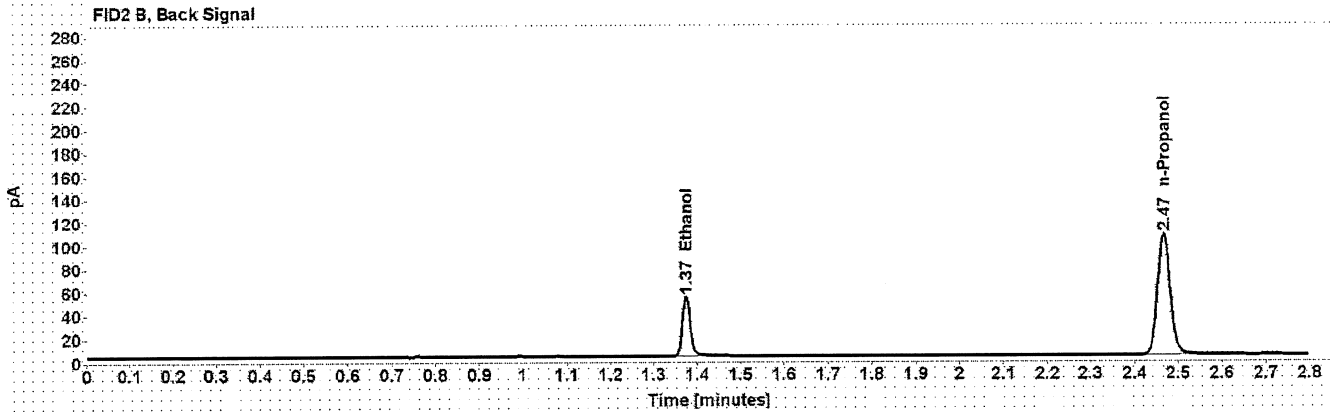
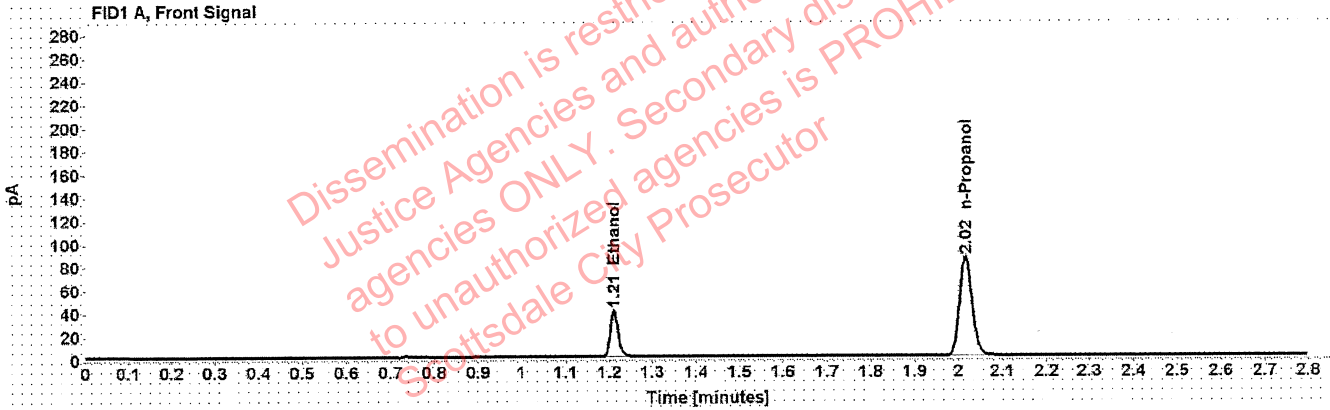


Table 1: FID 1 A (column DB-ALC1)

Compound	Amount (g/100mL)	Time (min)	Peak Area
>Ethanol	0.0820	1.211	51.493
n-Propanol	-----	2.016	171.269

Table 2: FID 2 B (column DB-ALC2)

Compound	Time (min)	Peak Area
Ethanol	1.374	63.869
n-Propanol	2.467	211.147

Scottsdale Police Department Crime Lab Volatiles Analysis

Sample:	4101018274/9	Vial:	42
Description:	0.200	LIMS ID:	
Method:	ethanol quant.M	Sequence:	12May21
Instrument:	US14173023 CN14160045	Injection date:	5/12/2021 2:08:59 PM
Data file:	C:\Chem32\1\Data\12May21\42.D	Analyst:	Canonico <i>EC</i>

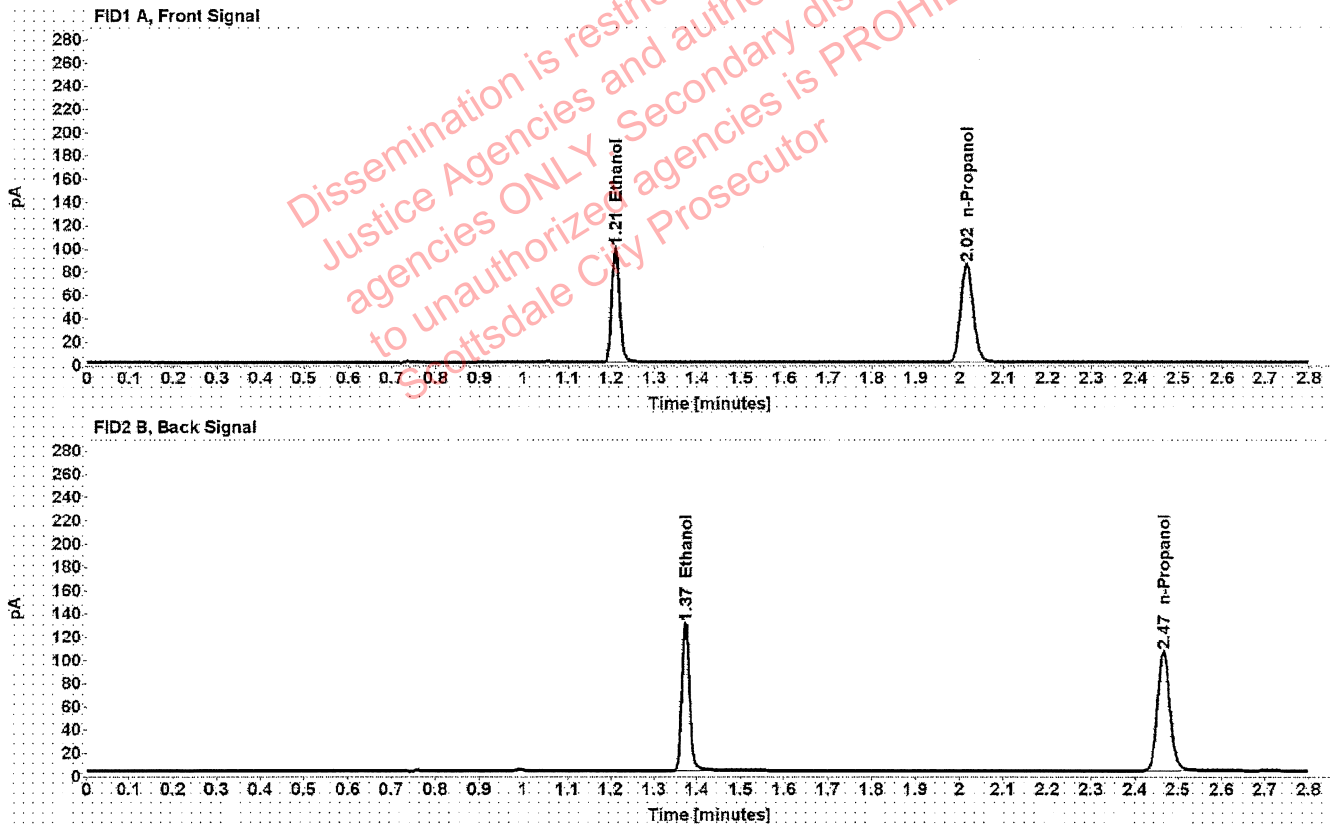


Table 1: FID 1 A (column DB-ALC1)

Compound	Amount (g/100mL)	Time (min)	Peak Area
>Ethanol	0.2026	1.210	126.164
n-Propanol	-----	2.016	168.850

Table 2: FID 2 B (column DB-ALC2)

Compound	Time (min)	Peak Area
Ethanol	1.374	157.864
n-Propanol	2.467	208.654

Scottsdale Police Department Crime Lab Volatiles Analysis

Sample:	03102016-A/1	Vial:	53
Description:	0.080	LIMS ID:	
Method:	ethanol quant.M	Sequence:	12May21
Instrument:	US14173023 CN14160045	Injection date:	5/12/2021 2:53:28 PM
Data file:	C:\Chem32\1\Data\12May21\53.D	Analyst:	Canonico <i>EC</i>

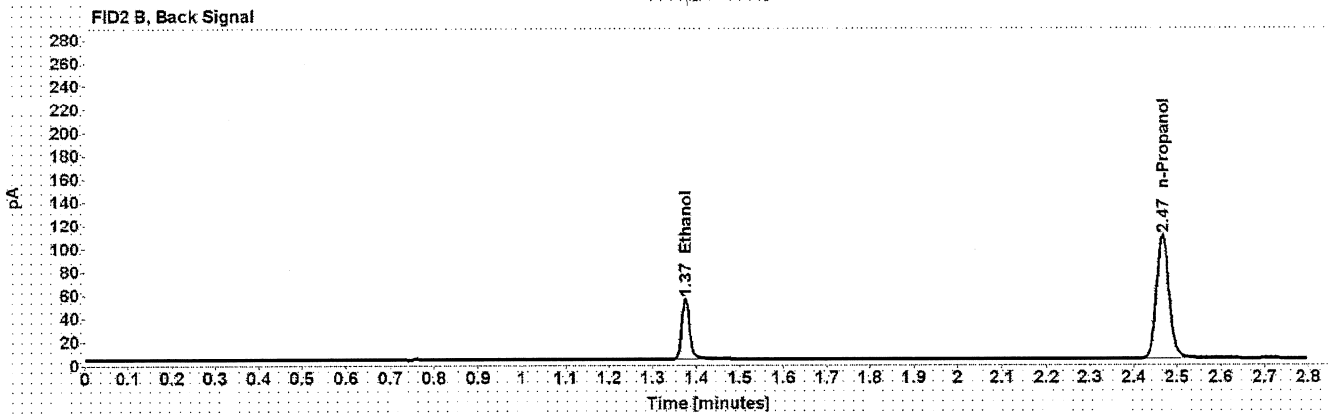
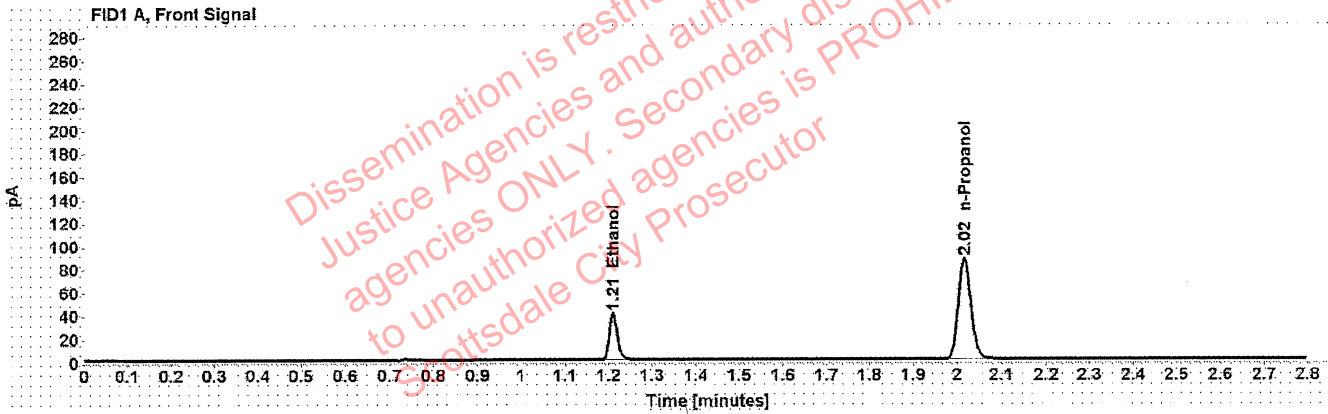


Table 1: FID 1 A (column DB-ALC1)

Compound	Amount (g/100mL)	Time (min)	Peak Area
>Ethanol	0.0813	1.211	51.874
n-Propanol	-----	2.016	174.006

Table 2: FID 2 B (column DB-ALC2)

Compound	Time (min)	Peak Area
Ethanol	1.375	64.689
n-Propanol	2.467	215.374

Scottsdale Police Department Crime Lab Volatiles Analysis

Sample:	11092018-A	Vial:	62
Description:	0.400	LIMS ID:	
Method:	ethanol quant.M	Sequence:	12May21
Instrument:	US14173023 CN14160045	Injection date:	5/12/2021 3:29:58 PM
Data file:	C:\Chem32\1\Data\12May21\62.D	Analyst:	Canonico <i>EC</i>

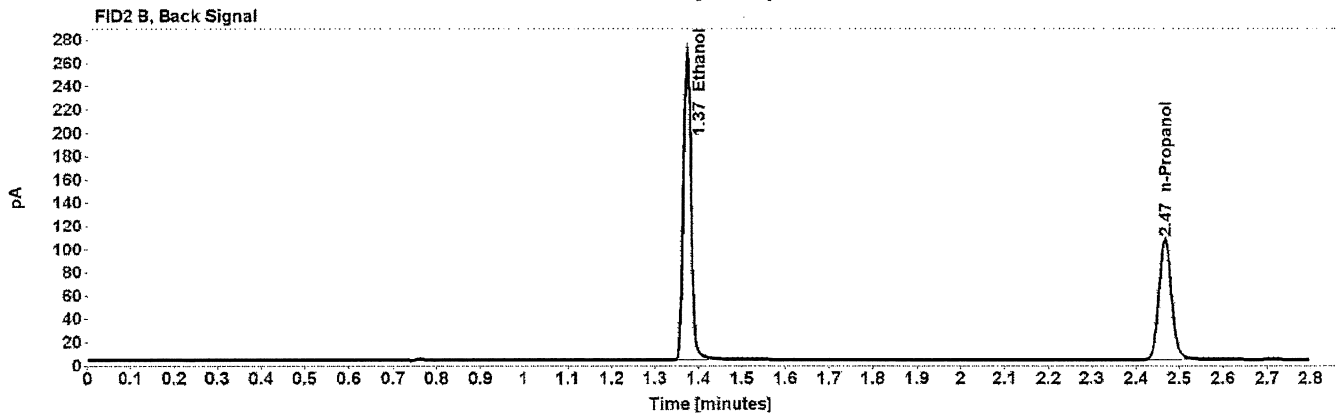
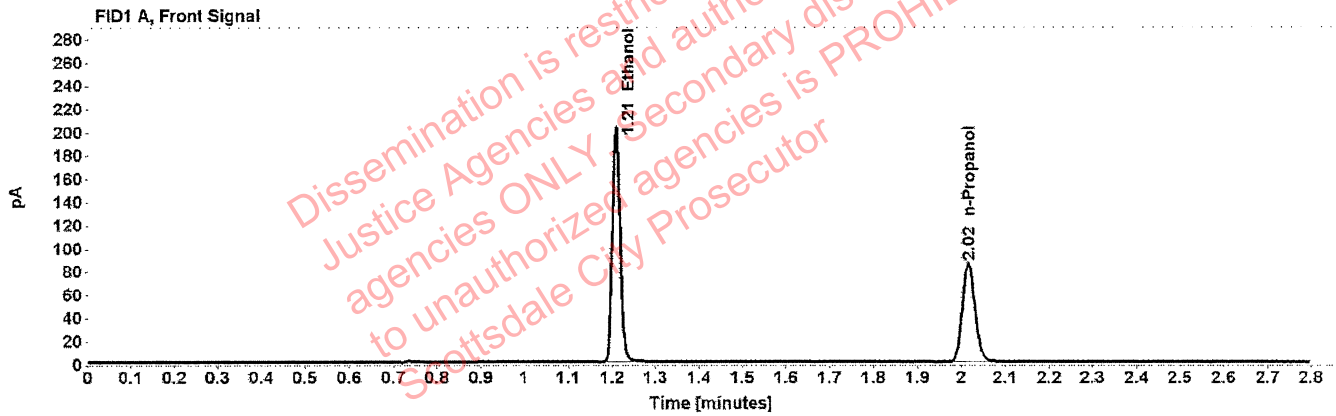


Table 1: FID 1 A (column DB-ALC1)

Compound	Amount (g/100mL)	Time (min)	Peak Area
>Ethanol	0.4105	1.209	258.728
n-Propanol	-----	2.016	170.489

Table 2: FID 2 B (column DB-ALC2)

Compound	Time (min)	Peak Area
Ethanol	1.373	324.736
n-Propanol	2.467	211.020

Scottsdale Police Department Crime Lab Volatiles Analysis

Sample:	14082019-B	Vial:	63
Description:	0.040	LIMS ID:	
Method:	ethanol quant.M	Sequence:	12May21
Instrument:	US14173023 CN14160045	Injection date:	5/12/2021 3:33:58 PM
Data file:	C:\Chem32\1\Data\12May21\63.D	Analyst:	Canonico <i>EC</i>

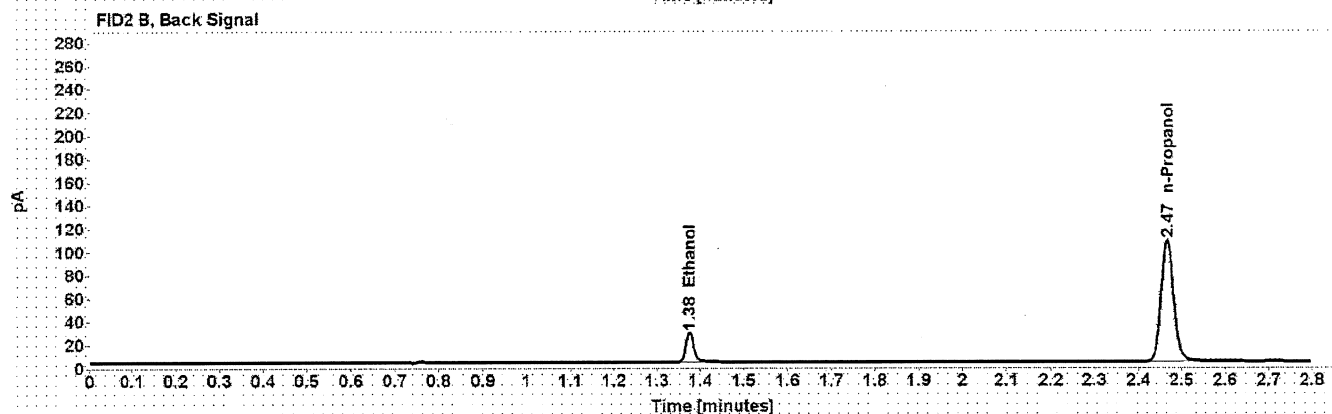
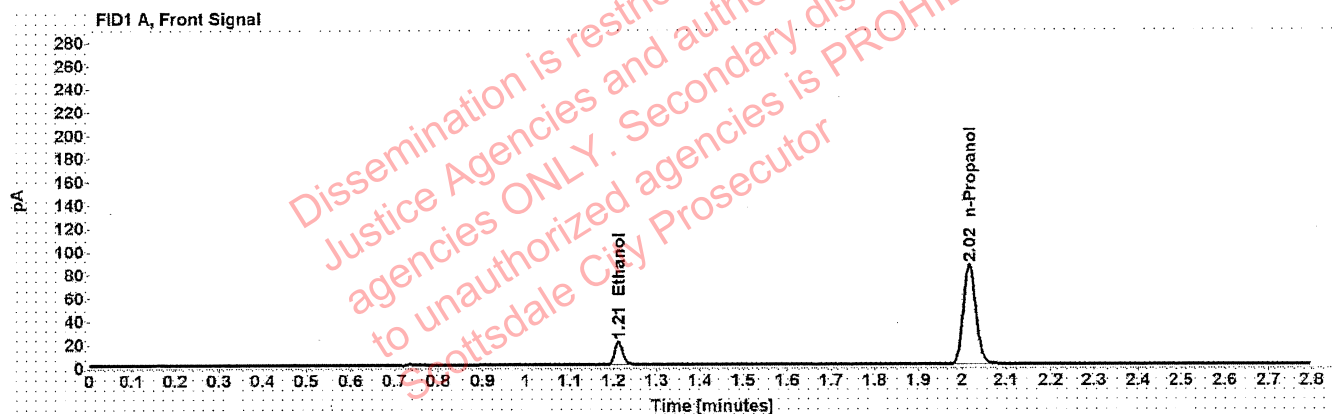


Table 1: FID 1 A (column DB-ALC1)

Compound	Amount (g/100mL)	Time (min)	Peak Area
>Ethanol	0.0414	1.211	25.796
n-Propanol	-----	2.016	171.950

Table 2: FID 2 B (column DB-ALC2)

Compound	Time (min)	Peak Area
Ethanol	1.375	32.098
n-Propanol	2.467	212.764

Scottsdale Police Department Crime Lab Volatiles Analysis

Sample:	4101018274/9	Vial:	64
Description:	0.200	LIMS ID:	
Method:	ethanol quant.M	Sequence:	12May21
Instrument:	US14173023 CN14160045	Injection date:	5/12/2021 3:37:57 PM
Data file:	C:\Chem32\1\Data\12May21\64.D	Analyst:	Canonico <i>EC</i>

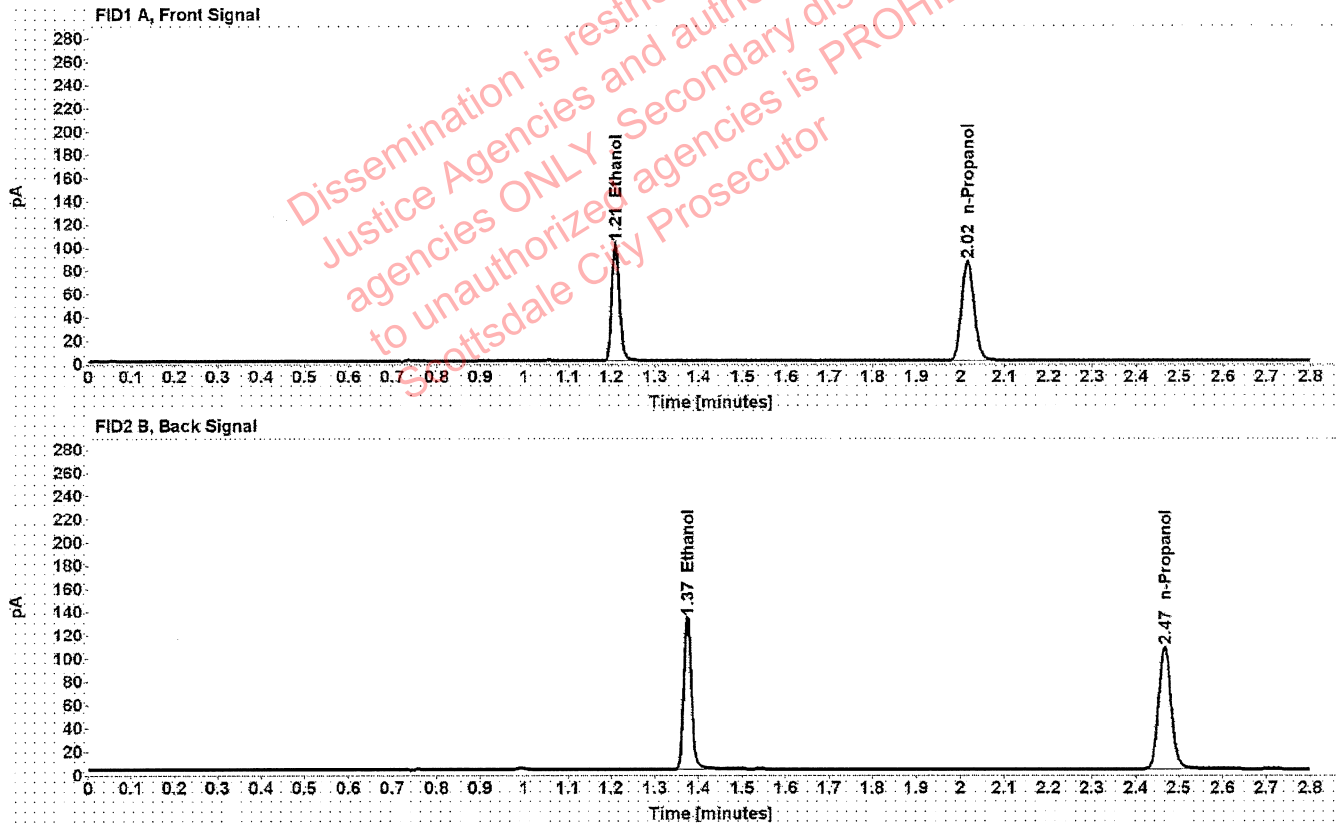


Table 1: FID 1 A (column DB-ALC1)

Compound	Amount (g/100mL)	Time (min)	Peak Area
>Ethanol	0.2037	1.210	129.534
n-Propanol	-----	2.016	172.402

Table 2: FID 2 B (column DB-ALC2)

Compound	Time (min)	Peak Area
Ethanol	1.374	162.414
n-Propanol	2.467	213.306

Scottsdale Police Department Crime Lab Volatiles Analysis

Sample:	111020WB	Vial:	65
Description:	Negative	LIMS ID:	
Method:	ethanol quant.M	Sequence:	12May21
Instrument:	US14173023 CN14160045	Injection date:	5/12/2021 3:42:00 PM
Data file:	C:\Chem32\1\Data\12May21\65.D	Analyst:	Canonico <i>EC</i>

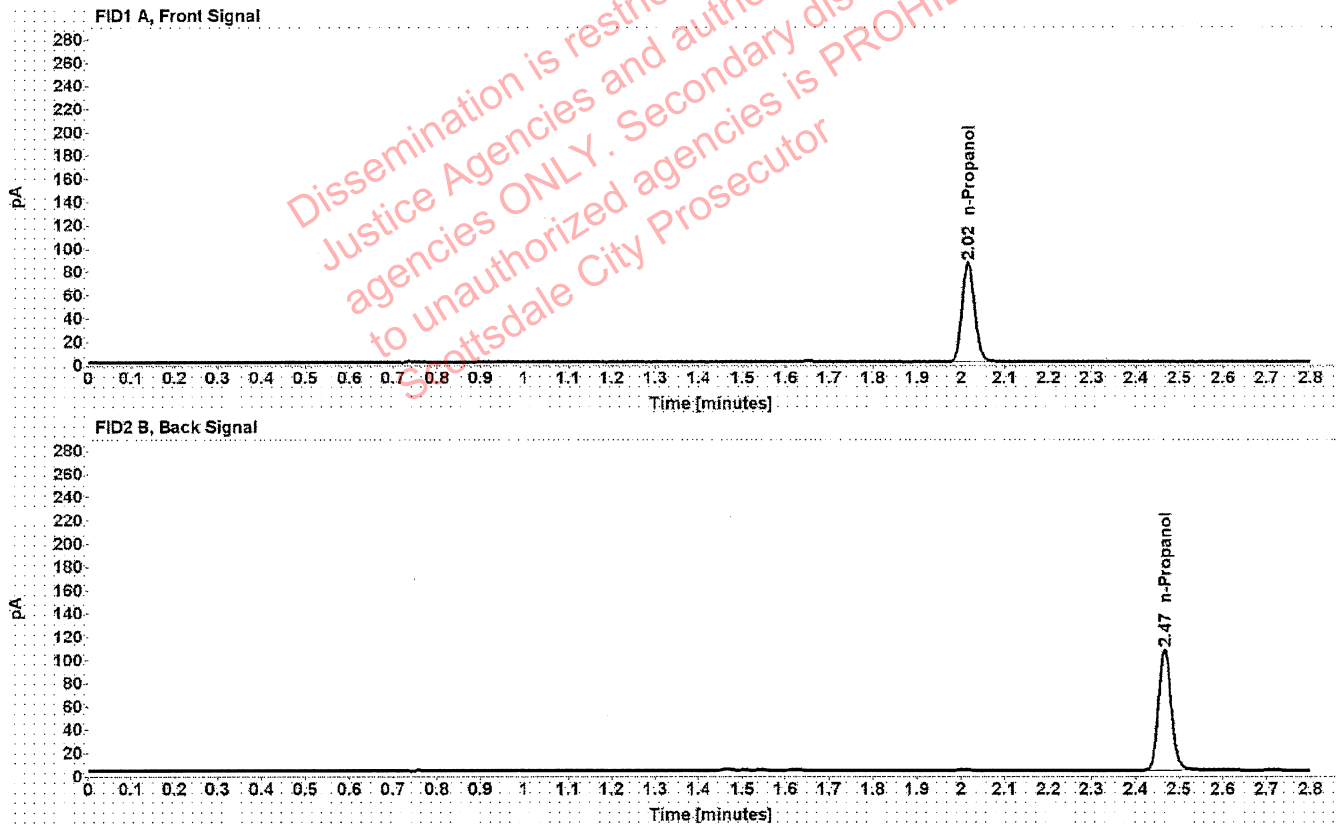


Table 1: FID 1 A (column DB-ALC1)

Compound	Amount (g/100mL)	Time (min)	Peak Area
n-Propanol	-----	2.016	170.607

Table 2: FID 2 B (column DB-ALC2)

Compound	Time (min)	Peak Area
n-Propanol	2.467	211.534

Sequence Summary

Sequence name: 12May21 Instrument: US14173023 CN14160045 Analyst: Canonico *ee*

Vial	Sample	Description	Type	LIMS ID	Method
1	FN06141806	0.020 calibrator	Calibration		ethanol quant.M
2	FN05311902	0.100 calibrator	Calibration		ethanol quant.M
3	FN05101903	0.200 calibrator	Calibration		ethanol quant.M
4	FN10051906	0.400 calibrator	Calibration		ethanol quant.M
5	031021AQ	Negative	Control		ethanol quant.M
6	050721MIX	Volatiles mix	Control		ethanol quant.M
7	11092018-A	0.400	Control		ethanol quant.M
8	14082019-B	0.040	Control		ethanol quant.M
9	4101018274/9	0.200	Control		ethanol quant.M
10	1363870		Sample		ethanol quant.M
11	1363870		Sample		ethanol quant.M
12	1370647		Sample		ethanol quant.M
13	1370647		Sample		ethanol quant.M
14	1370221		Sample		ethanol quant.M
15	1370221		Sample		ethanol quant.M
16	1370735		Sample		ethanol quant.M
17	1370735		Sample		ethanol quant.M
18	1370373		Sample		ethanol quant.M
19	1370373		Sample		ethanol quant.M
20	03102016-A/1	0.080	Control		ethanol quant.M
21	1370450		Sample		ethanol quant.M
22	1370450		Sample		ethanol quant.M
23	1370769		Sample		ethanol quant.M
24	1370769		Sample		ethanol quant.M
25	1370793		Sample		ethanol quant.M
26	1370793		Sample		ethanol quant.M
27	1367823		Sample		ethanol quant.M
28	1367823		Sample		ethanol quant.M
29	1371080		Sample		ethanol quant.M
30	1371080		Sample		ethanol quant.M
31	03102016-A/1	0.080	Control		ethanol quant.M
32	1371035		Sample		ethanol quant.M
33	1371035		Sample		ethanol quant.M
34	1368902		Sample		ethanol quant.M
35	1368902		Sample		ethanol quant.M
36	1369228		Sample		ethanol quant.M
37	1369228		Sample		ethanol quant.M
38	1370448		Sample		ethanol quant.M
39	1370448		Sample		ethanol quant.M
40	1371405		Sample		ethanol quant.M
41	1371405		Sample		ethanol quant.M
42	4101018274/9	0.200	Control		ethanol quant.M
43	1369151		Sample		ethanol quant.M
44	1369151		Sample		ethanol quant.M
45	1371321		Sample		ethanol quant.M
46	1371321		Sample		ethanol quant.M
47	1368900		Sample		ethanol quant.M

Sequence Summary

ee

48	1368900		Sample		ethanol quant.M
49	1371386		Sample		ethanol quant.M
50	1371386		Sample		ethanol quant.M
51	1371517		Sample		ethanol quant.M
52	1371517		Sample		ethanol quant.M
53	03102016-A/1	0.080	Control		ethanol quant.M
54	VIAL192		Sample		ethanol quant.M
55	VIAL192		Sample		ethanol quant.M
56	VIAL143		Sample		ethanol quant.M
57	VIAL143		Sample		ethanol quant.M
58	VIAL242		Sample		ethanol quant.M
59	VIAL242		Sample		ethanol quant.M
60	VIAL292		Sample		ethanol quant.M
61	VIAL292		Sample		ethanol quant.M
62	11092018-A	0.400	Control		ethanol quant.M
63	14082019-B	0.040	Control		ethanol quant.M
64	4101018274/9	0.200	Control		ethanol quant.M
65	111020WB	Negative	Control		ethanol quant.M

Dissemination is restricted to Criminal Justice Agencies and authorized agencies only. Second dissemination to unauthorized agencies is PROHIBITED.
 Scottsdale City Prosecutor

Scottsdale Police Department Crime Laboratory Summary of Cases

SEQUENCE NAME: 12May21

ANALYST: Canonico 

Vials	Test 1 (g/dL)	Test 2 (g/dL)	Mean (g/dL)	Percent Difference*	Absolute Difference (g/dL)*
10 11	0.0715	0.0719	0.07170	0.28	0.00020
12 13	0.1977	0.1984	0.19805	0.18	0.00035
14 15	0.1699	0.1703	0.17010	0.12	0.00020
16 17	0.2129	0.2125	0.21270	0.09	0.00020
18 19	0.1235	0.1232	0.12335	0.12	0.00015
21 22	0.2002	0.2008	0.20050	0.15	0.00030
23 24	0.3321	0.3359	0.33400	0.57	0.00190
25 26	0.2367	0.2365	0.23660	0.04	0.00010
27 28	0.0734	0.0729	0.07315	0.34	0.00025
29 30	0.1905	0.1913	0.19090	0.21	0.00040
32 33	0.2982	0.2950	0.29660	0.54	0.00160
34 35	0.0518	0.0517	0.05175	0.10	0.00005
36 37	0.2302	0.2305	0.23035	0.07	0.00015
38 39	0.2196	0.2203	0.21995	0.16	0.00035
40 41	0.1508	0.1522	0.15150	0.46	0.00070
43 44	0.1047	0.1049	0.10480	0.10	0.00010
45 46	0.1452	0.1455	0.14535	0.10	0.00015
47 48	0.1097	0.1093	0.10950	0.18	0.00020
49 50	0.1409	0.1410	0.14095	0.04	0.00005
51 52	0.0272	0.0272	0.02720	0.00	0.00000
54 55	0.1275	0.1274	0.12745	0.04	0.00005
56 57	0.0411	0.0410	0.04105	0.12	0.00005
58 59	0.2050	0.2030	0.20400	0.49	0.00100
60 61	0.3118	0.3127	0.31225	0.14	0.00045

*Calculated differences are differences from the mean of the two results.

[REDACTED]: Canonico, Erika - (13-May-2021)

Case: [REDACTED] User: ecanonico 5/13/2021

Scottsdale Police Department Crime Lab Volatiles Analysis

Sample:	1363870	Vial:	10
Description:	[REDACTED]	LIMS ID:	[REDACTED]
Method:	ethanol quant.M	Sequence:	12May21
Instrument:	US14173023 CN14160045	Injection date:	5/12/2021 11:59:43 AM
Data file:	C:\Chem32\1\Data\12May21\10.D	Analyst:	Canonico

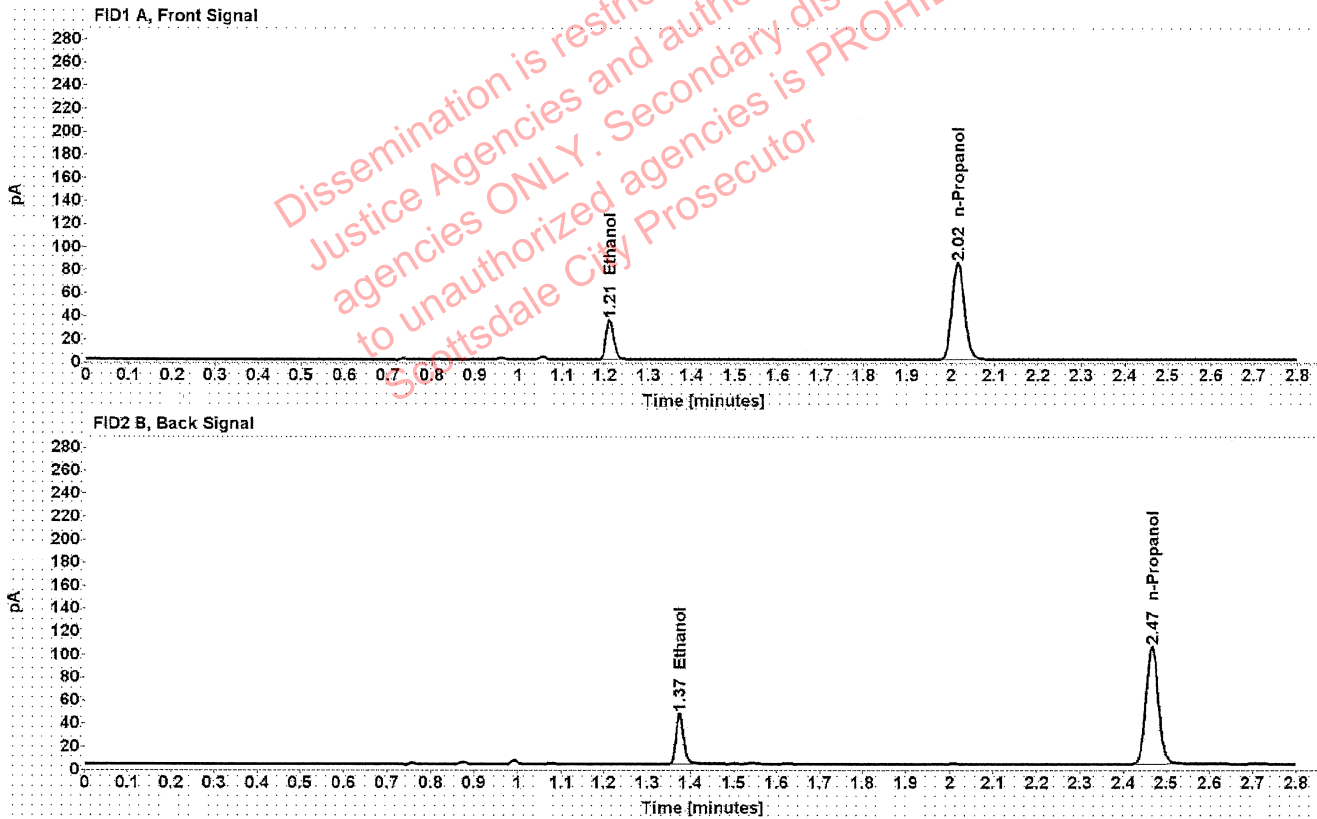


Table 1: FID 1 A (column DB-ALC1)

Compound	Amount (g/100mL)	Time (min)	Peak Area
>Ethanol	0.0715	1.211	44.145
n-Propanol	-----	2.016	168.612

Table 2: FID 2 B (column DB-ALC2)

Compound	Time (min)	Peak Area
Ethanol	1.374	55.215
n-Propanol	2.466	207.031

Scottsdale Police Department Crime Lab Volatiles Analysis

Sample:	1363870	Vial:	11
Description:	[REDACTED]	LIMS ID:	[REDACTED]
Method:	ethanol quant.M	Sequence:	12May21
Instrument:	US14173023 CN14160045	Injection date:	5/12/2021 12:03:43 PM
Data file:	C:\Chem32\1\Data\12May21\11.D	Analyst:	Canonico

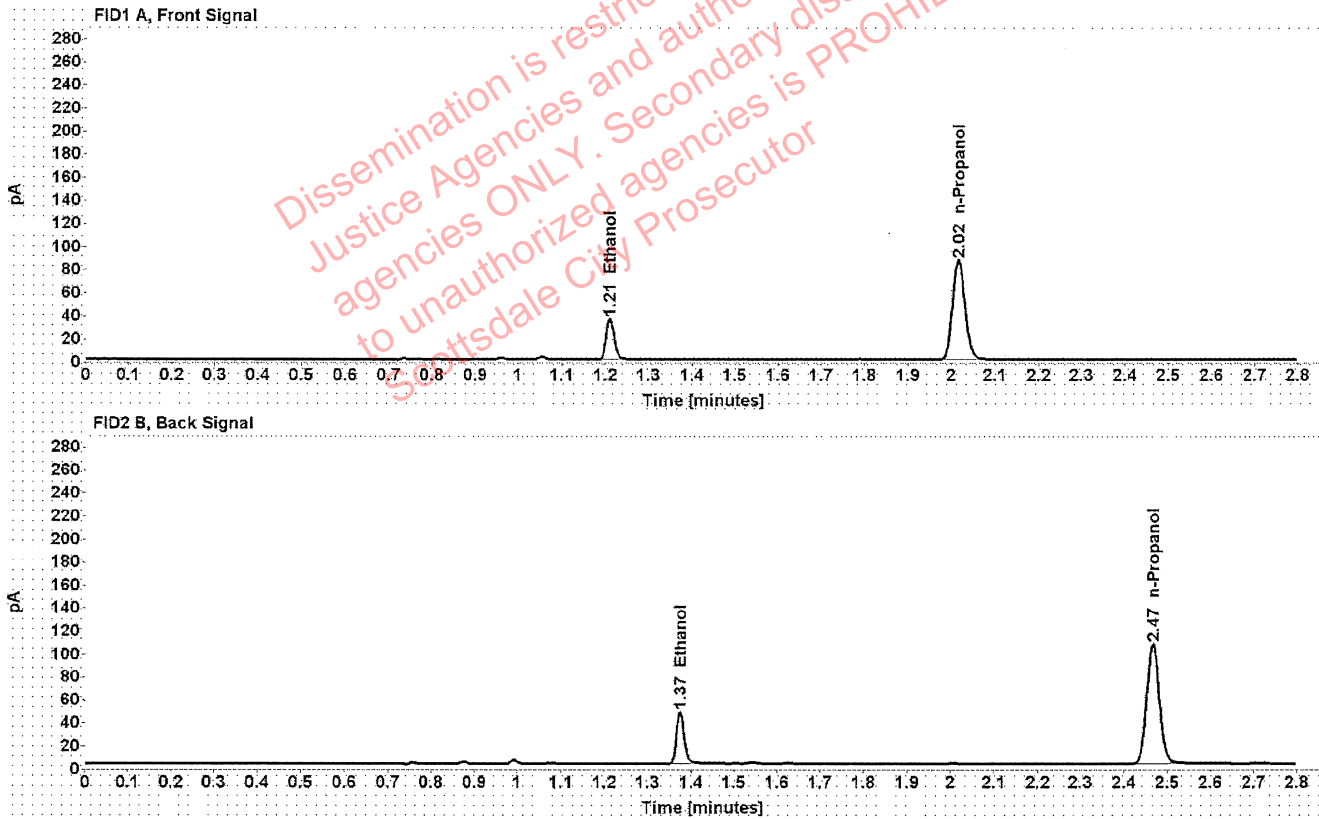


Table 1: FID 1 A (column DB-ALC1)

Compound	Amount (g/100mL)	Time (min)	Peak Area
>Ethanol	0.0719	1.211	45.351
n-Propanol	-----	2.016	172.361

Table 2: FID 2 B (column DB-ALC2)

Compound	Time (min)	Peak Area
Ethanol	1.375	56.028
n-Propanol	2.466	211.767

Scottsdale Police Department Crime Lab Volatiles Analysis

Sample:	1370647	Vial:	12
Description:	[REDACTED]	LIMS ID:	[REDACTED]
Method:	ethanol quant.M	Sequence:	12May21
Instrument:	US14173023 CN14160045	Injection date:	5/12/2021 12:07:42 PM
Data file:	C:\Chem32\1\Data\12May21\12.D	Analyst:	Canonico

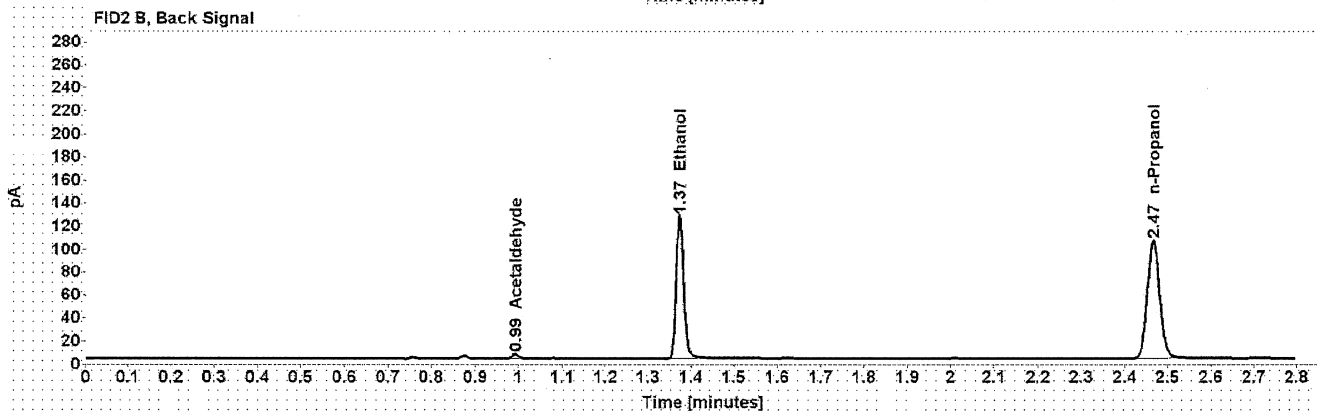
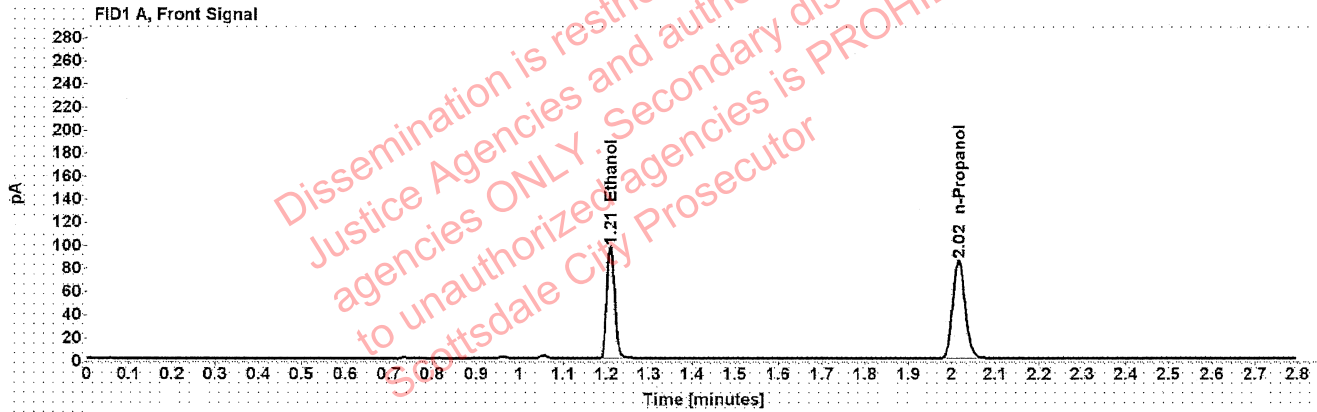


Table 1: FID 1 A (column DB-ALC1)

Compound	Amount (g/100mL)	Time (min)	Peak Area
>Ethanol	0.1977	1.210	123.422
n-Propanol	-----	2.016	169.247

Table 2: FID 2 B (column DB-ALC2)

Compound	Time (min)	Peak Area
Acetaldehyde	0.992	3.816
Ethanol	1.374	153.777
n-Propanol	2.466	208.062

: Canonico, Erika - (13-May-2021)

Case: [REDACTED] User: ecanonico 5/13/2021

Scottsdale Police Department Crime Lab Volatiles Analysis

Sample:	1370647	Vial:	13
Description:	[REDACTED]	LIMS ID:	[REDACTED]
Method:	ethanol quant.M	Sequence:	12May21
Instrument:	US14173023 CN14160045	Injection date:	5/12/2021 12:11:58 PM
Data file:	C:\Chem32\1\Data\12May21\13.D	Analyst:	Canonico

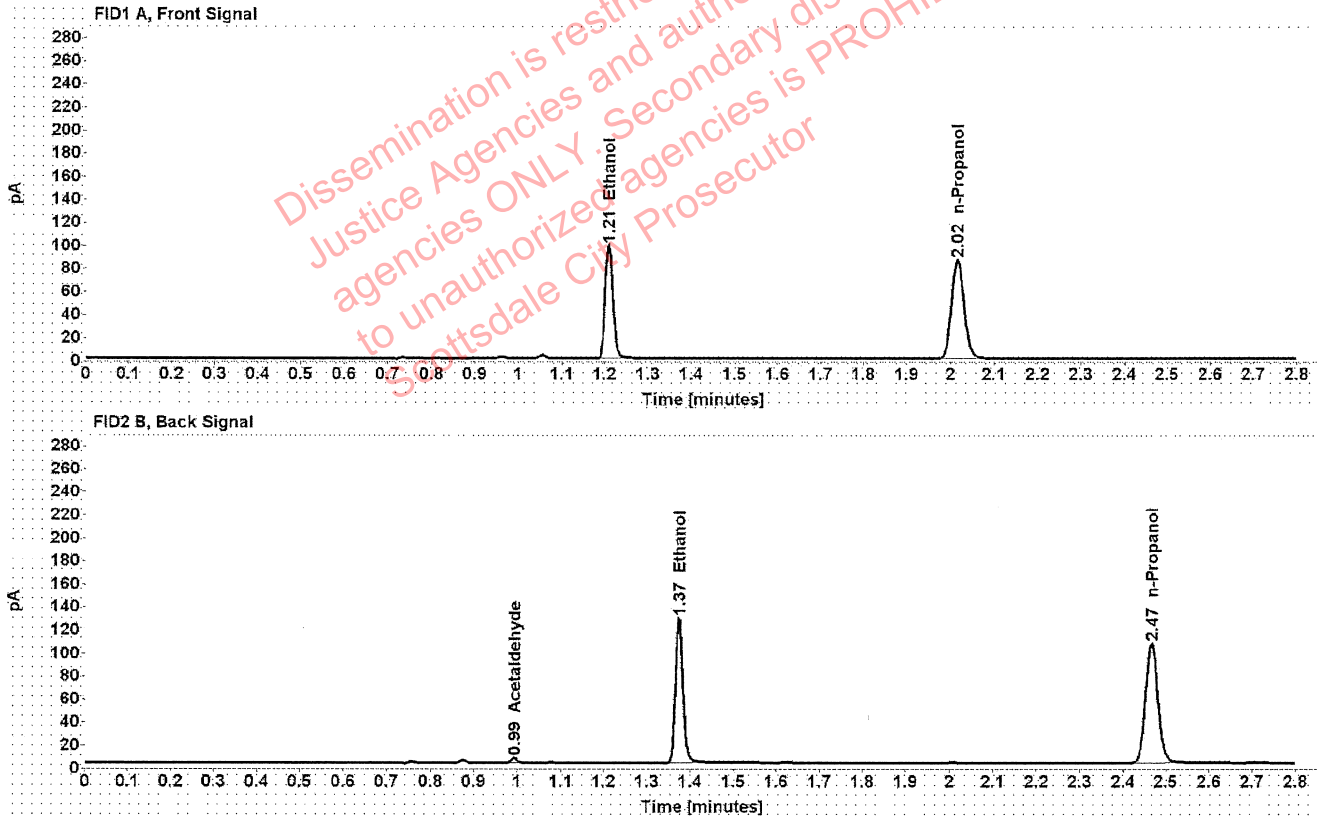


Table 1: FID 1 A (column DB-ALC1)

Compound	Amount (g/100mL)	Time (min)	Peak Area
>Ethanol	0.1984	1.210	125.556
n-Propanol	-----	2.016	171.564

Table 2: FID 2 B (column DB-ALC2)

Compound	Time (min)	Peak Area
Acetaldehyde	0.992	3.912
Ethanol	1.374	155.748
n-Propanol	2.467	210.602

Scottsdale Police Department Crime Lab Volatiles Analysis

Sample:	1370221	Vial:	14
Description:	[REDACTED]	LIMS ID:	[REDACTED]
Method:	ethanol quant.M	Sequence:	12May21
Instrument:	US14173023 CN14160045	Injection date:	5/12/2021 12:15:57 PM
Data file:	C:\Chem32\1\Data\12May21\14.D	Analyst:	Canonico

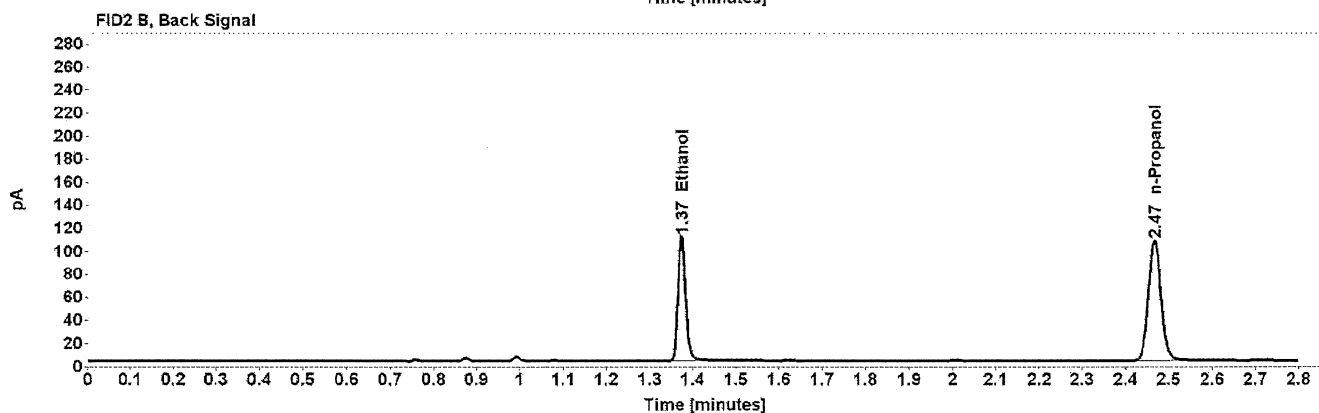
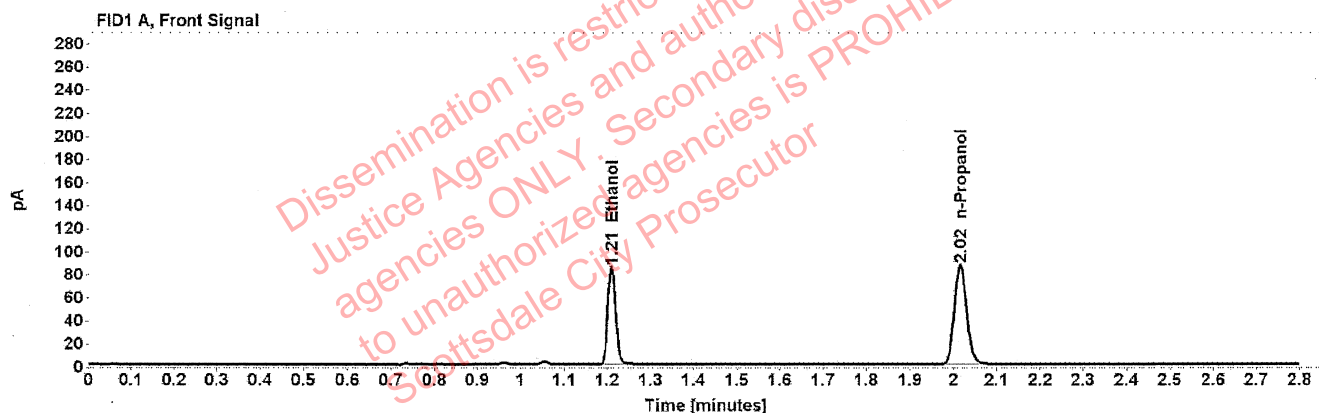


Table 1: FID 1 A (column DB-ALC1)

Compound	Amount (g/100mL)	Time (min)	Peak Area
>Ethanol	0.1699	1.210	107.915
n-Propanol	-----	2.016	172.340

Table 2: FID 2 B (column DB-ALC2)

Compound	Time (min)	Peak Area
Ethanol	1.374	134.028
n-Propanol	2.467	211.916

Scottsdale Police Department Crime Lab Volatiles Analysis

Sample:	1370221	Vial:	15
Description:	[REDACTED]	LIMS ID:	[REDACTED]
Method:	ethanol quant.M	Sequence:	12May21
Instrument:	US14173023 CN14160045	Injection date:	5/12/2021 12:19:58 PM
Data file:	C:\Chem32\1\Data\12May21\15.D	Analyst:	Canonico

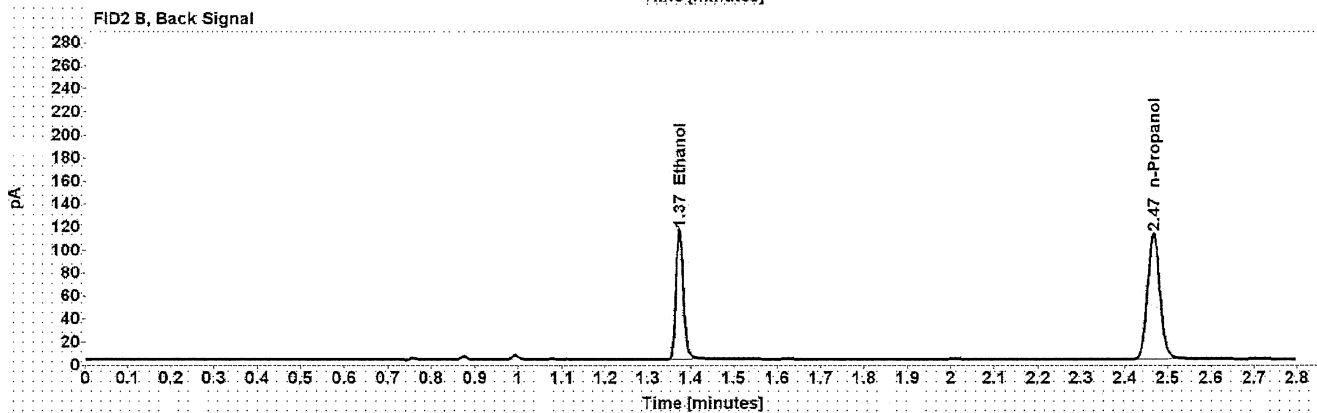
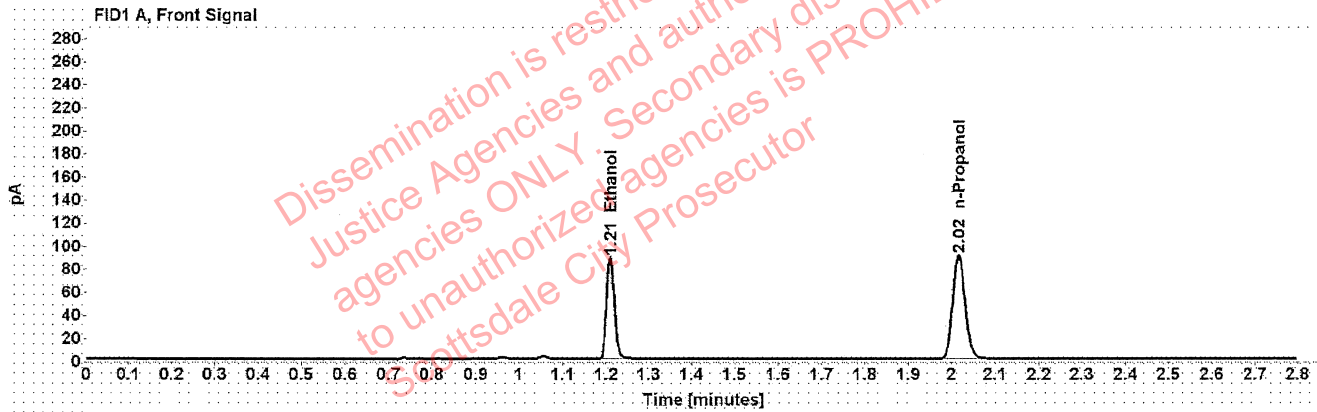


Table 1: FID 1 A (column DB-ALC1)

Compound	Amount (g/100mL)	Time (min)	Peak Area
>Ethanol	0.1703	1.210	112.751
n-Propanol	-----	2.016	179.669

Table 2: FID 2 B (column DB-ALC2)

Compound	Time (min)	Peak Area
Ethanol	1.374	139.907
n-Propanol	2.467	221.250

Scottsdale Police Department Crime Lab Volatiles Analysis

Sample: 1370735	Vial: 16
Description: ██████████	LIMS ID: ██████████
Method: ethanol quant.M	Sequence: 12May21
Instrument: US14173023 CN14160045	Injection date: 5/12/2021 12:23:57 PM
Data file: C:\Chem32\1\Data\12May21\16.D	Analyst: Canonico

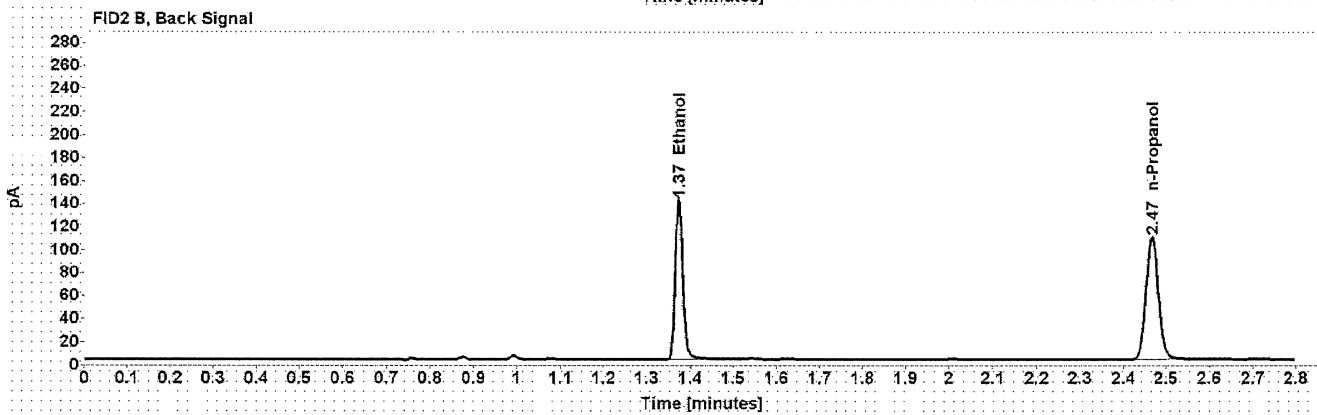
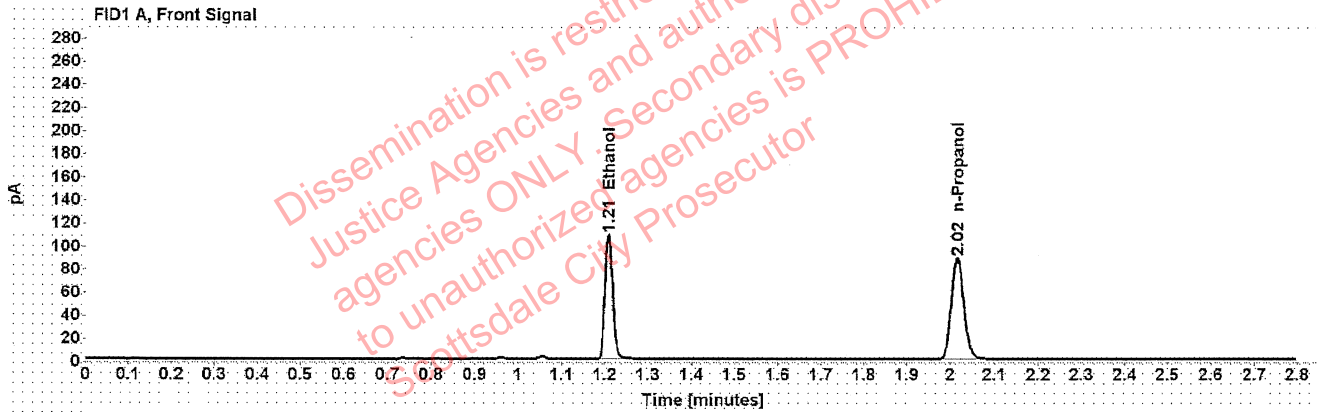


Table 1: FID 1 A (column DB-ALC1)

Compound	Amount (g/100mL)	Time (min)	Peak Area
>Ethanol	0.2129	1.210	137.931
n-Propanol	-----	2.016	175.561

Table 2: FID 2 B (column DB-ALC2)

Compound	Time (min)	Peak Area
Ethanol	1.374	171.856
n-Propanol	2.467	215.946

Scottsdale Police Department Crime Lab Volatiles Analysis

Sample:	1370735	Vial:	17
Description:	[REDACTED]	LIMS ID:	[REDACTED]
Method:	ethanol quant.M	Sequence:	12May21
Instrument:	US14173023 CN14160045	Injection date:	5/12/2021 12:27:57 PM
Data file:	C:\Chem32\1\Data\12May21\17.D	Analyst:	Canonico

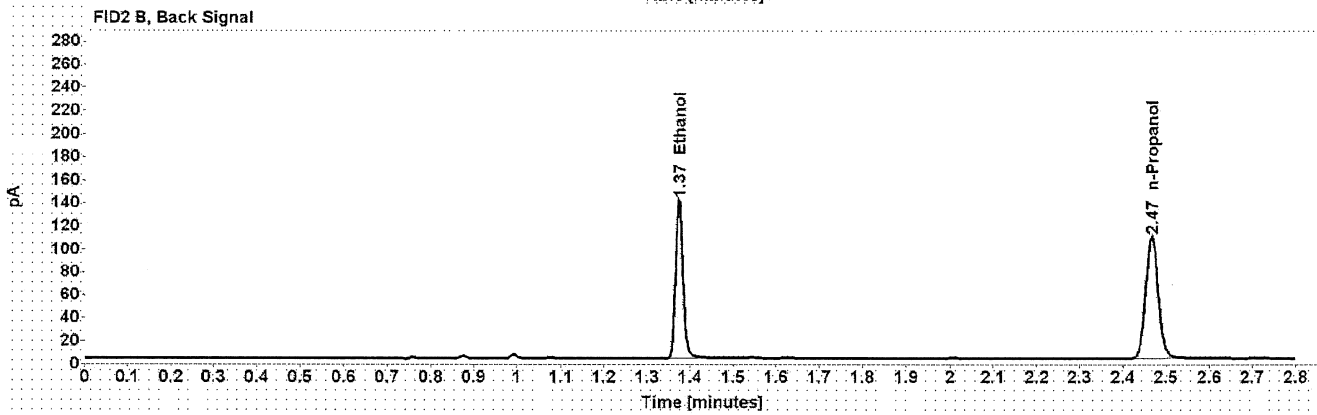
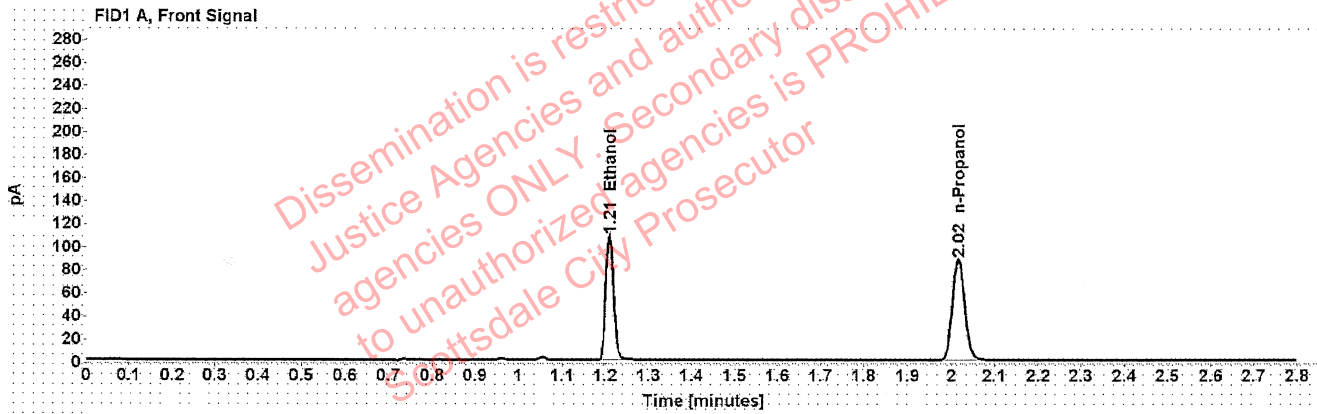


Table 1: FID 1 A (column DB-ALC1)

Compound	Amount (g/100mL)	Time (min)	Peak Area
>Ethanol	0.2125	1.210	137.404
n-Propanol	-----	2.016	175.296

Table 2: FID 2 B (column DB-ALC2)

Compound	Time (min)	Peak Area
Ethanol	1.374	171.349
n-Propanol	2.467	215.817

Scottsdale Police Department Crime Lab Volatiles Analysis

Sample: 1370373	Vial: 18
Description: ██████████	LIMS ID: ██████████
Method: ethanol quant.M	Sequence: 12May21
Instrument: US14173023 CN14160045	Injection date: 5/12/2021 12:31:58 PM
Data file: C:\Chem32\1\Data\12May21\18.D	Analyst: Canonico

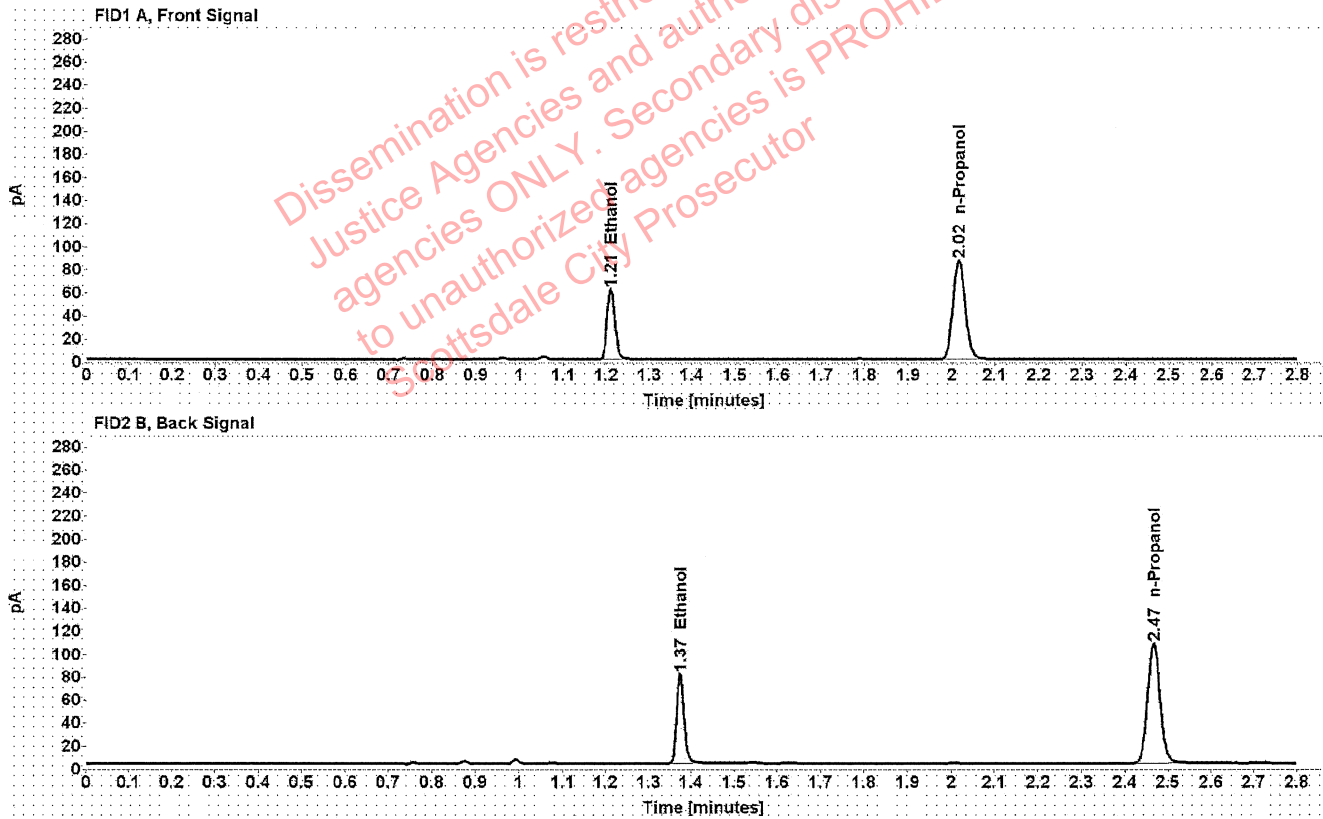


Table 1: FID 1 A (column DB-ALC1)

Compound	Amount (g/100mL)	Time (min)	Peak Area
>Ethanol	0.1235	1.210	78.107
n-Propanol	-----	2.016	171.980

Table 2: FID 2 B (column DB-ALC2)

Compound	Time (min)	Peak Area
Ethanol	1.374	96.901
n-Propanol	2.467	211.477

Case: [REDACTED] : Canonico, Erika - (13-May-2021)

User: ecanonico 5/13/2021

Scottsdale Police Department Crime Lab Volatiles Analysis

Sample:	1370373	Vial:	19
Description:	[REDACTED]	LIMS ID:	[REDACTED]
Method:	ethanol quant.M	Sequence:	12May21
Instrument:	US14173023 CN14160045	Injection date:	5/12/2021 12:36:13 PM
Data file:	C:\Chem32\1\Data\12May21\19.D	Analyst:	Canonico

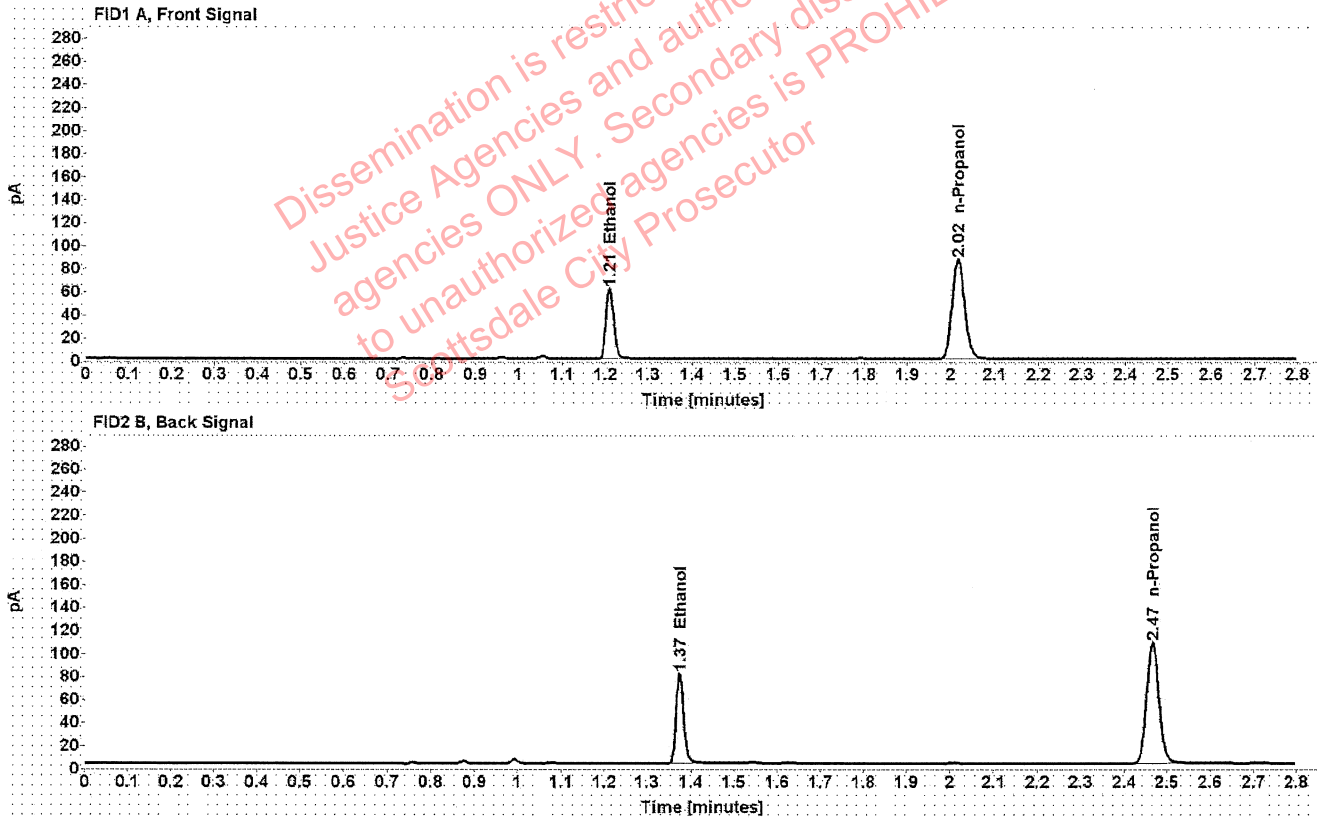


Table 1: FID 1 A (column DB-ALC1)

Compound	Amount (g/100mL)	Time (min)	Peak Area
>Ethanol	0.1232	1.210	78.201
n-Propanol	-----	2.016	172.614

Table 2: FID 2 B (column DB-ALC2)

Compound	Time (min)	Peak Area
Ethanol	1.374	96.842
n-Propanol	2.467	212.195

[REDACTED]: Canonico, Erika - (13-May-2021)

Case: [REDACTED] User: ecanonico 5/13/2021

Scottsdale Police Department Crime Lab Volatiles Analysis

Sample:	1370450	Vial:	21
Description:	[REDACTED]	LIMS ID:	[REDACTED]
Method:	ethanol quant.M	Sequence:	12May21
Instrument:	US14173023 CN14160045	Injection date:	5/12/2021 12:44:12 PM
Data file:	C:\Chem32\1\Data\12May21\21.D	Analyst:	Canonico

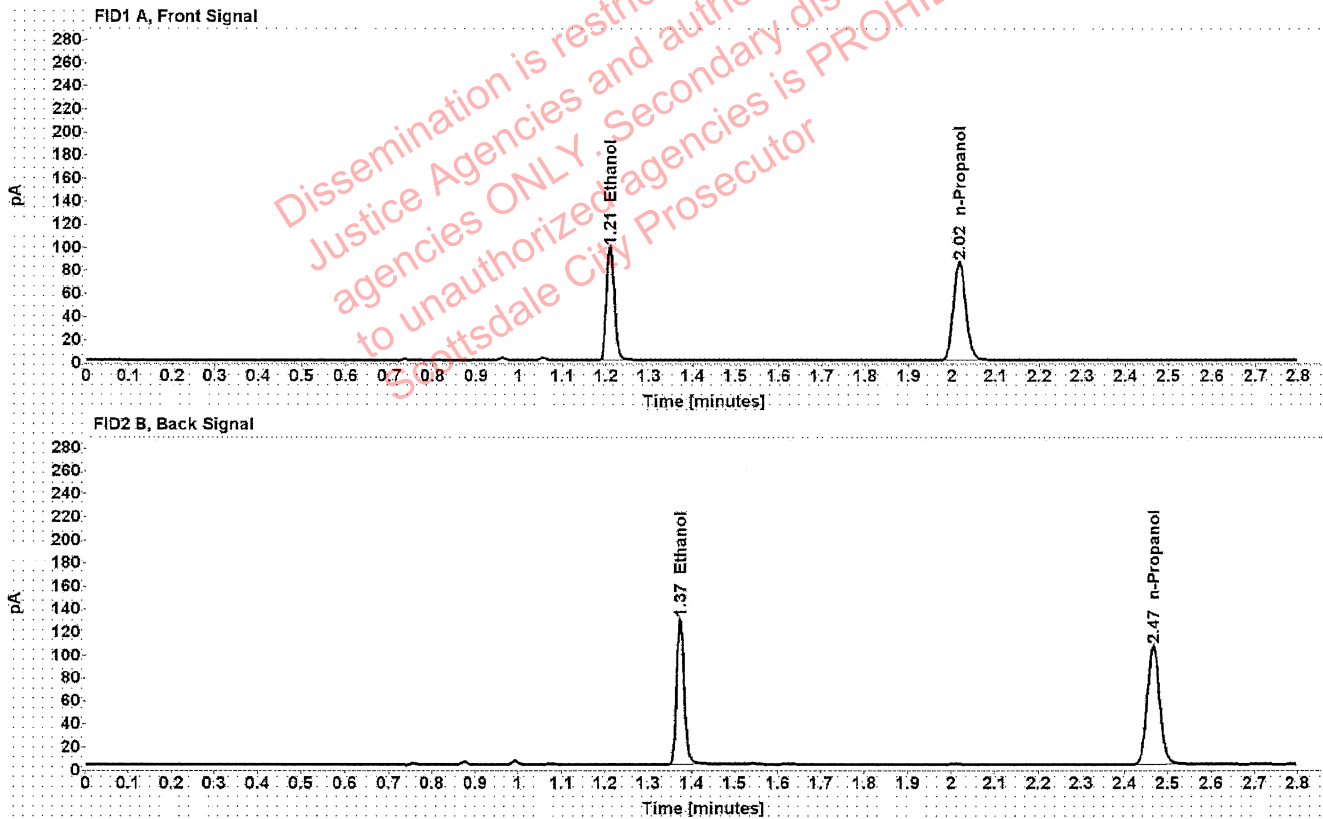


Table 1: FID 1 A (column DB-ALC1)

Compound	Amount (g/100mL)	Time (min)	Peak Area
>Ethanol	0.2002	1.210	125.749
n-Propanol	-----	2.016	170.248

Table 2: FID 2 B (column DB-ALC2)

Compound	Time (min)	Peak Area
Ethanol	1.374	156.374
n-Propanol	2.467	209.437

Scottsdale Police Department Crime Lab Volatiles Analysis

Sample:	1370450	Vial:	22
Description:	[REDACTED]	LIMS ID:	[REDACTED]
Method:	ethanol quant.M	Sequence:	12May21
Instrument:	US14173023 CN14160045	Injection date:	5/12/2021 12:48:12 PM
Data file:	C:\Chem32\1\Data\12May21\22.D	Analyst:	Canonico

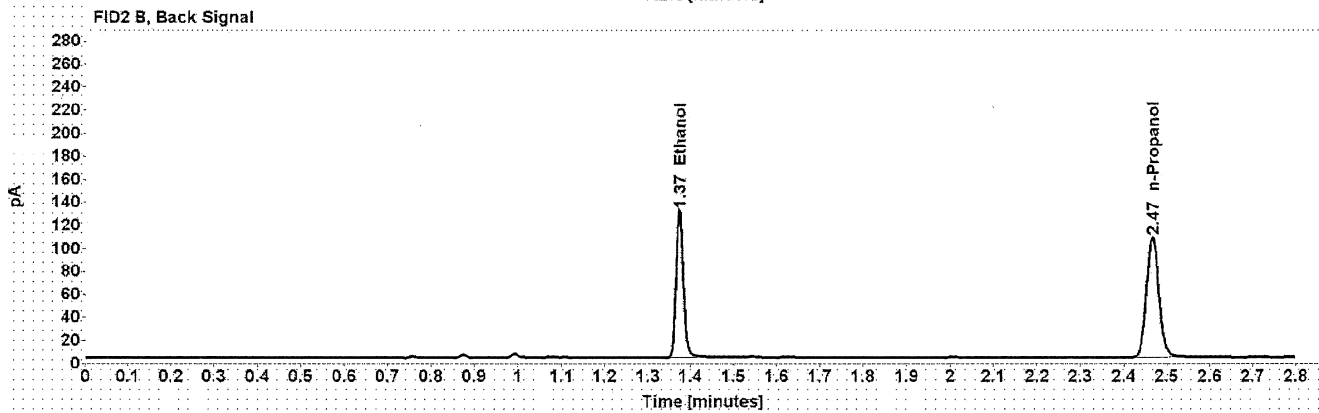
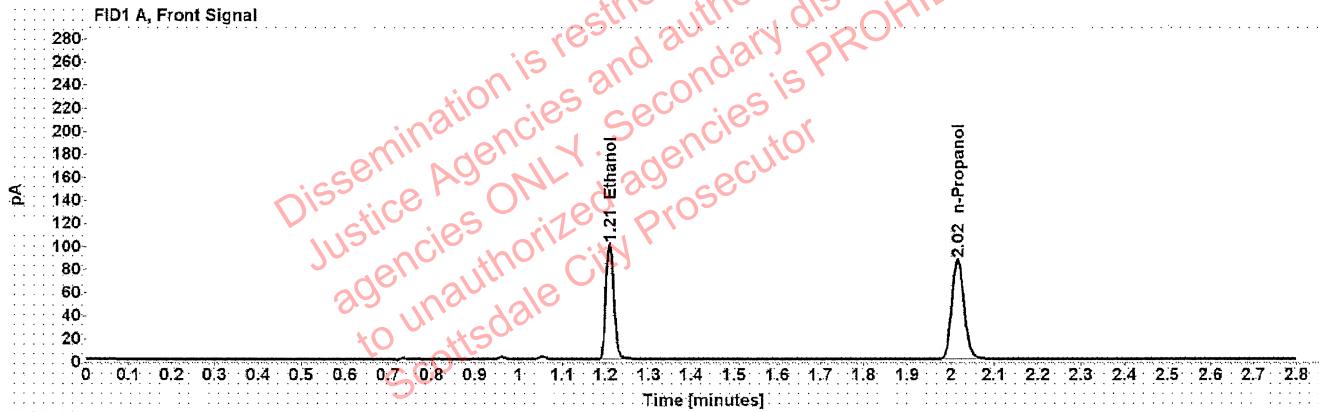


Table 1: FID 1 A (column DB-ALC1)

Compound	Amount (g/100mL)	Time (min)	Peak Area
>Ethanol	0.2008	1.210	127.725
n-Propanol	-----	2.016	172.418

Table 2: FID 2 B (column DB-ALC2)

Compound	Time (min)	Peak Area
Ethanol	1.374	159.145
n-Propanol	2.467	212.210

Scottsdale Police Department Crime Lab Volatiles Analysis

Sample:	1370769	Vial:	23
Description:	[REDACTED]	LIMS ID:	[REDACTED]
Method:	ethanol quant.M	Sequence:	12May21
Instrument:	US14173023 CN14160045	Injection date:	5/12/2021 12:52:12 PM
Data file:	C:\Chem32\1\Data\12May21\23.D	Analyst:	Canonico

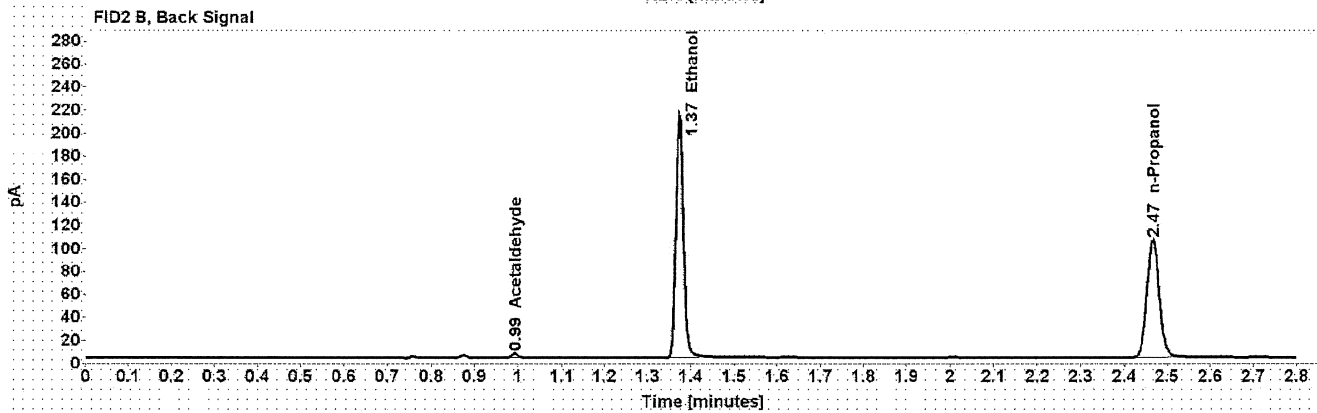
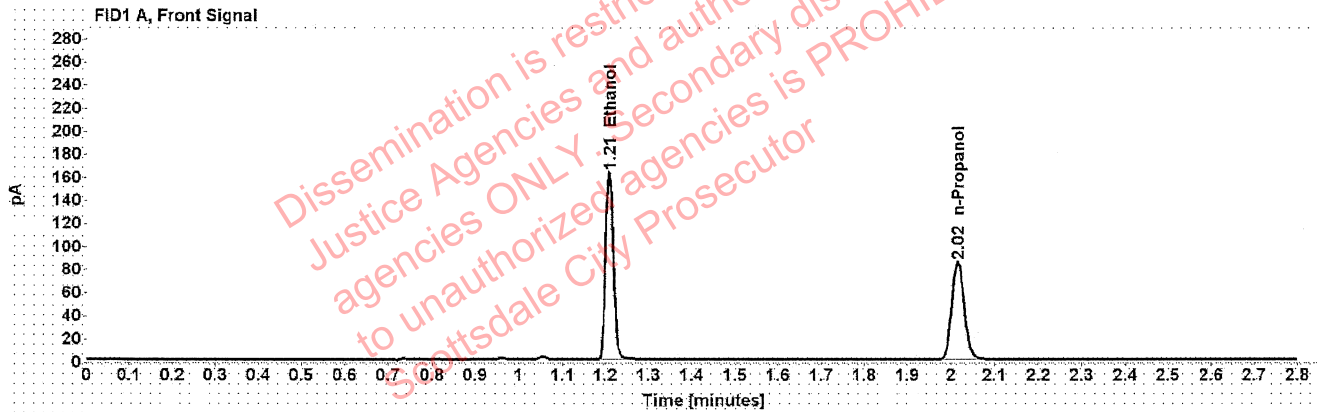


Table 1: FID 1 A (column DB-ALC1)

Compound	Amount (g/100mL)	Time (min)	Peak Area
>Ethanol	0.3321	1.209	207.664
n-Propanol	-----	2.016	169.241

Table 2: FID 2 B (column DB-ALC2)

Compound	Time (min)	Peak Area
Acetaldehyde	0.992	3.755
Ethanol	1.373	259.293
n-Propanol	2.466	208.257

Scottsdale Police Department Crime Lab Volatiles Analysis

Sample:	1370769	Vial:	24
Description:	[REDACTED]	LIMS ID:	[REDACTED]
Method:	ethanol quant.M	Sequence:	12May21
Instrument:	US14173023 CN14160045	Injection date:	5/12/2021 12:56:12 PM
Data file:	C:\Chem32\1\Data\12May21\24.D	Analyst:	Canonico

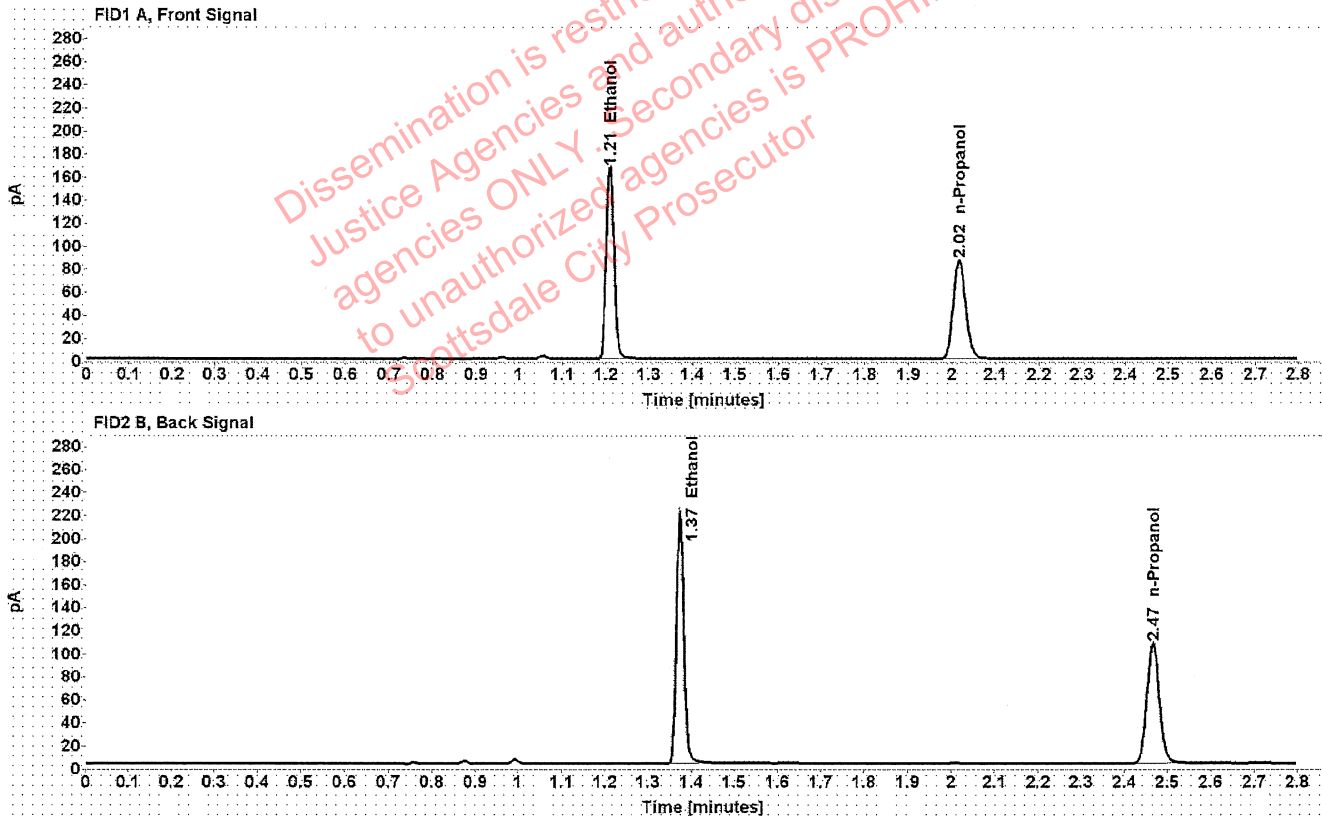


Table 1: FID 1 A (column DB-ALC1)

Compound	Amount (g/100mL)	Time (min)	Peak Area
>Ethanol	0.3359	1.209	212.832
n-Propanol	-----	2.016	171.453

Table 2: FID 2 B (column DB-ALC2)

Compound	Time (min)	Peak Area
Ethanol	1.374	265.869
n-Propanol	2.467	211.050

: Canonico, Erika - (13-May-2021)

Case: User: ecanonico 5/13/2021

Scottsdale Police Department Crime Lab Volatiles Analysis

Sample:	1370793	Vial:	25
Description:		LIMS ID:	
Method:	ethanol quant.M	Sequence:	12May21
Instrument:	US14173023 CN14160045	Injection date:	5/12/2021 1:00:28 PM
Data file:	C:\Chem32\1\Data\12May21\25.D	Analyst:	Canonico

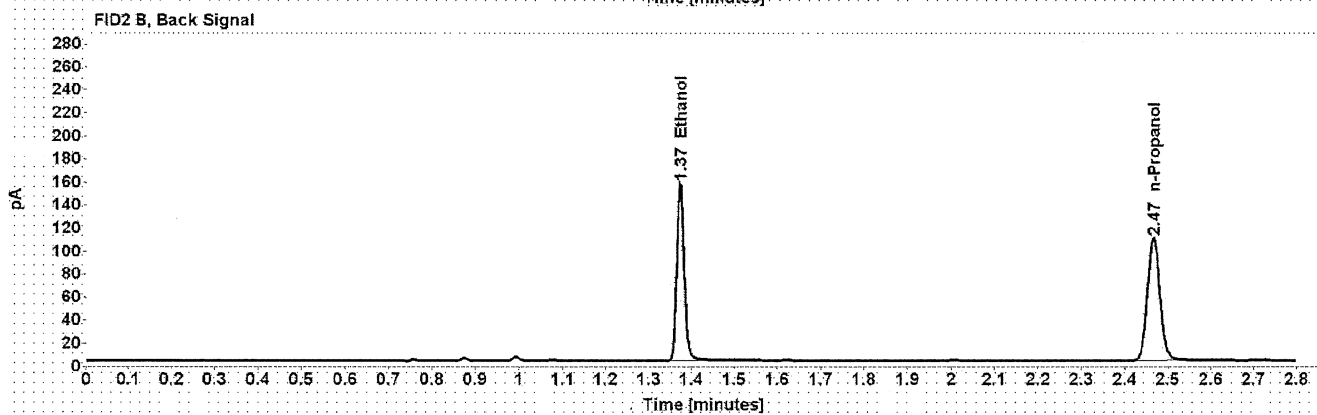
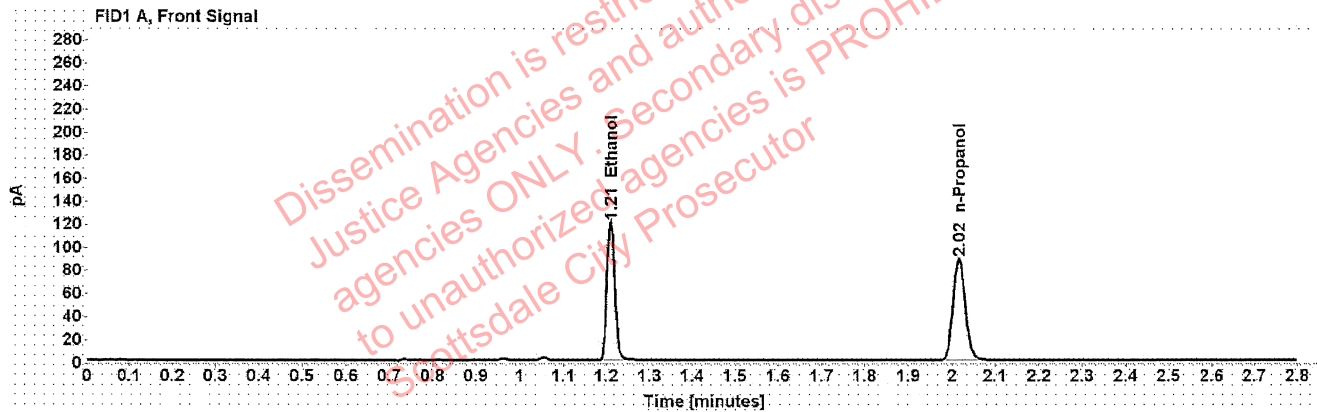


Table 1: FID 1 A (column DB-ALC1)

Compound	Amount (g/100mL)	Time (min)	Peak Area
>Ethanol	0.2367	1.209	153.310
n-Propanol	-----	2.016	175.484

Table 2: FID 2 B (column DB-ALC2)

Compound	Time (min)	Peak Area
Ethanol	1.374	191.068
n-Propanol	2.467	216.137

Scottsdale Police Department Crime Lab Volatiles Analysis

Sample:	1370793	Vial:	26
Description:	[REDACTED]	LIMS ID:	[REDACTED]
Method:	ethanol quant.M	Sequence:	12May21
Instrument:	US14173023 CN14160045	Injection date:	5/12/2021 1:04:29 PM
Data file:	C:\Chem32\1\Data\12May21\26.D	Analyst:	Canonico

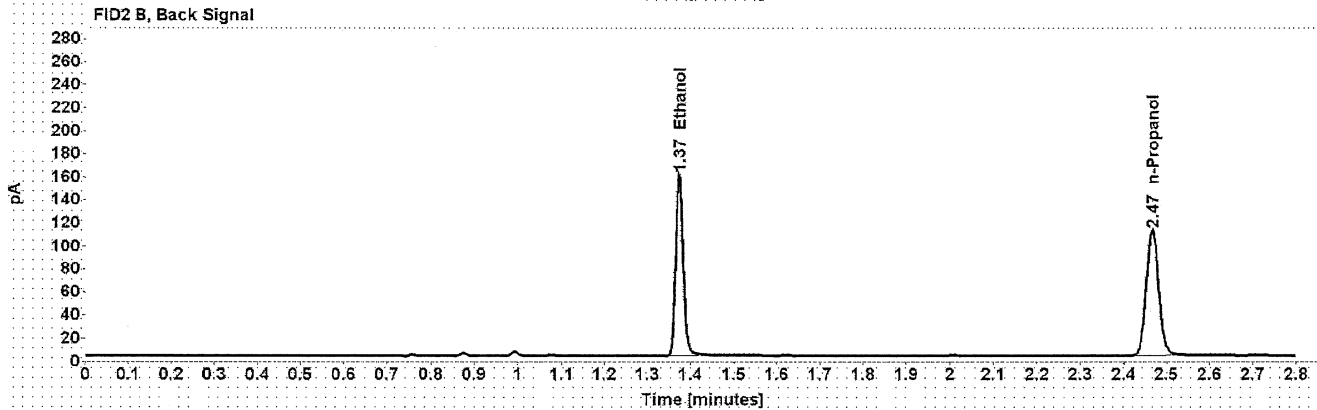
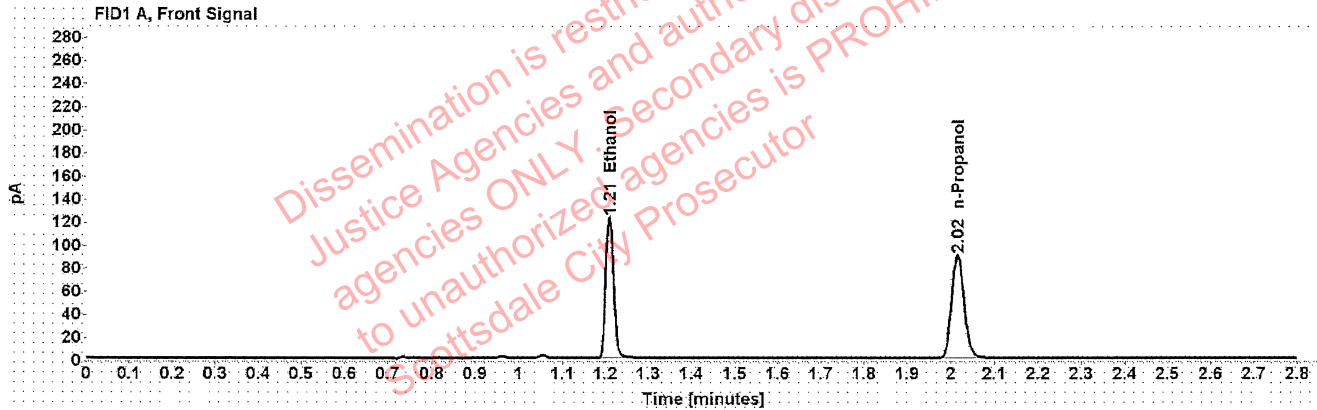


Table 1: FID 1 A (column DB-ALC1)

Compound	Amount (g/100mL)	Time (min)	Peak Area
>Ethanol	0.2365	1.209	156.256
n-Propanol	-----	2.016	178.995

Table 2: FID 2 B (column DB-ALC2)

Compound	Time (min)	Peak Area
Ethanol	1.374	194.961
n-Propanol	2.467	220.462

[REDACTED] : Canonico, Erika - (13-May-2021)

Case: [REDACTED] User: ecanonico 5/13/2021

Scottsdale Police Department Crime Lab Volatiles Analysis

Sample:	1367823	Vial:	27
Description:	[REDACTED]	LIMS ID:	[REDACTED]
Method:	ethanol quant.M	Sequence:	12May21
Instrument:	US14173023 CN14160045	Injection date:	5/12/2021 1:08:28 PM
Data file:	C:\Chem32\1\Data\12May21\27.D	Analyst:	Canonico

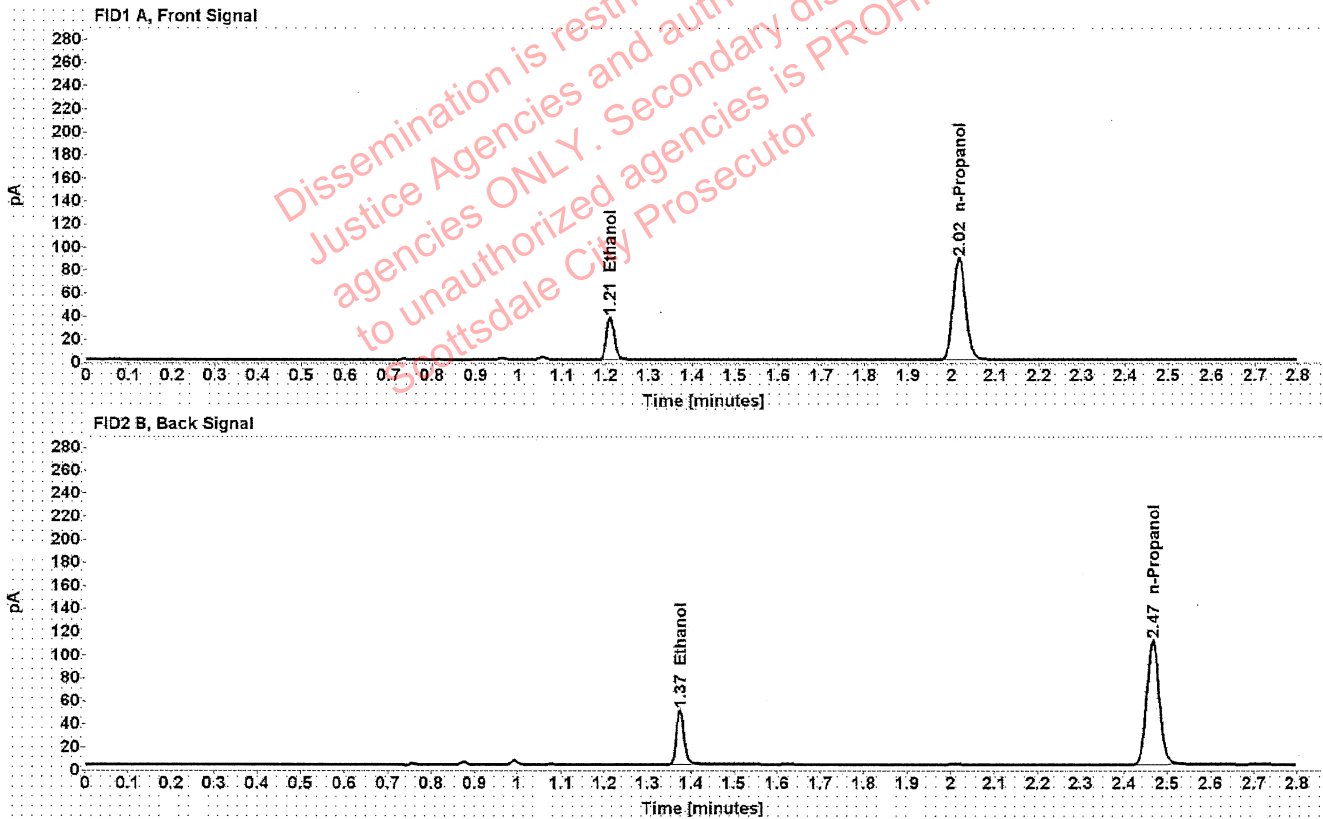


Table 1: FID 1 A (column DB-ALC1)

Compound	Amount (g/100mL)	Time (min)	Peak Area
>Ethanol	0.0734	1.211	47.523
n-Propanol	-----	2.016	176.762

Table 2: FID 2 B (column DB-ALC2)

Compound	Time (min)	Peak Area
Ethanol	1.375	58.774
n-Propanol	2.467	218.025

Scottsdale Police Department Crime Lab Volatiles Analysis

Sample:	1367823	Vial:	28
Description:	[REDACTED]	LIMS ID:	[REDACTED]
Method:	ethanol quant.M	Sequence:	12May21
Instrument:	US14173023 CN14160045	Injection date:	5/12/2021 1:12:28 PM
Data file:	C:\Chem32\1\Data\12May21\28.D	Analyst:	Canonico

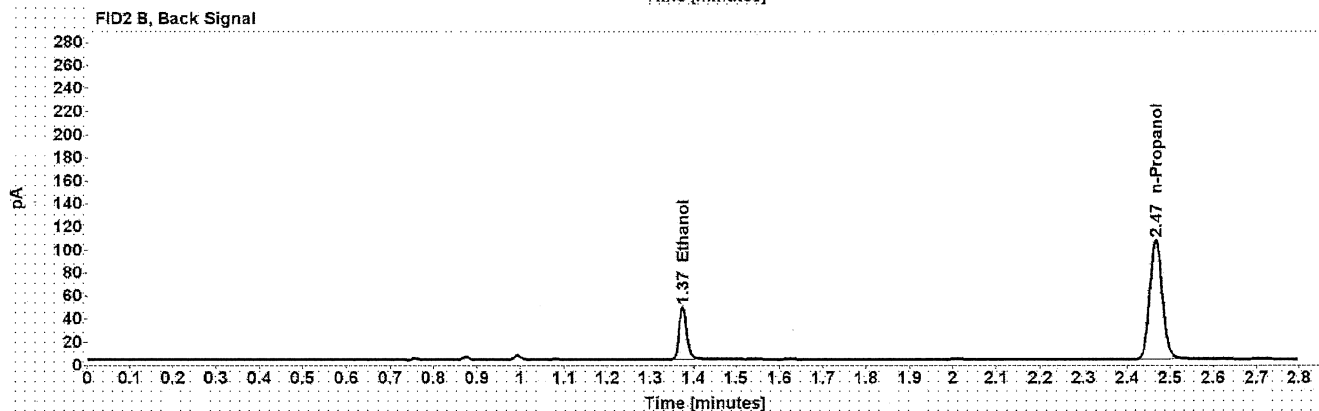
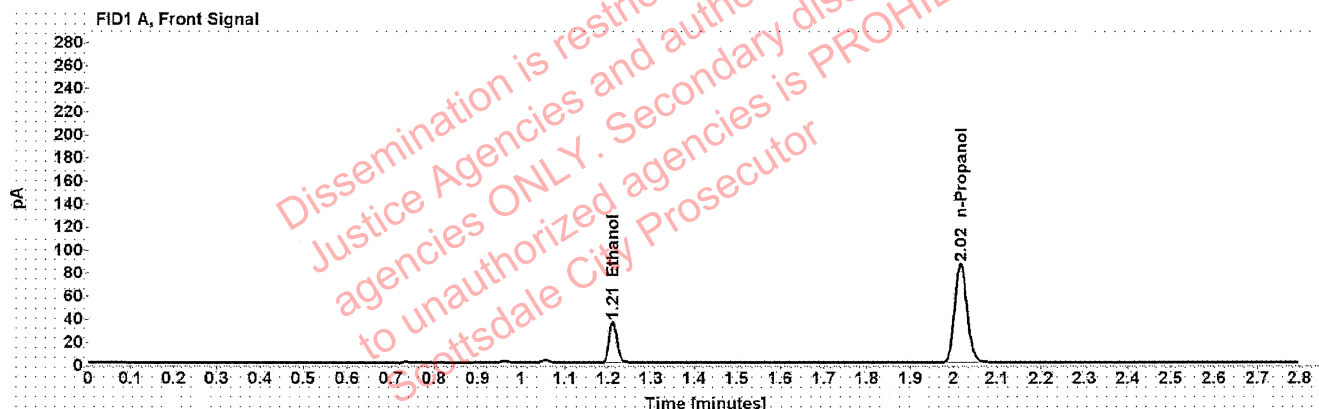


Table 1: FID 1 A (column DB-ALC1)

Compound	Amount (g/100mL)	Time (min)	Peak Area
>Ethanol	0.0729	1.211	45.718
n-Propanol	-----	2.016	171.324

Table 2: FID 2 B (column DB-ALC2)

Compound	Time (min)	Peak Area
Ethanol	1.375	56.609
n-Propanol	2.467	211.074

Scottsdale Police Department Crime Lab Volatiles Analysis

Sample:	1371080	Vial:	29
Description:	[REDACTED]	LIMS ID:	[REDACTED]
Method:	ethanol quant.M	Sequence:	12May21
Instrument:	US14173023 CN14160045	Injection date:	5/12/2021 1:16:28 PM
Data file:	C:\Chem32\1\Data\12May21\29.D	Analyst:	Canonico

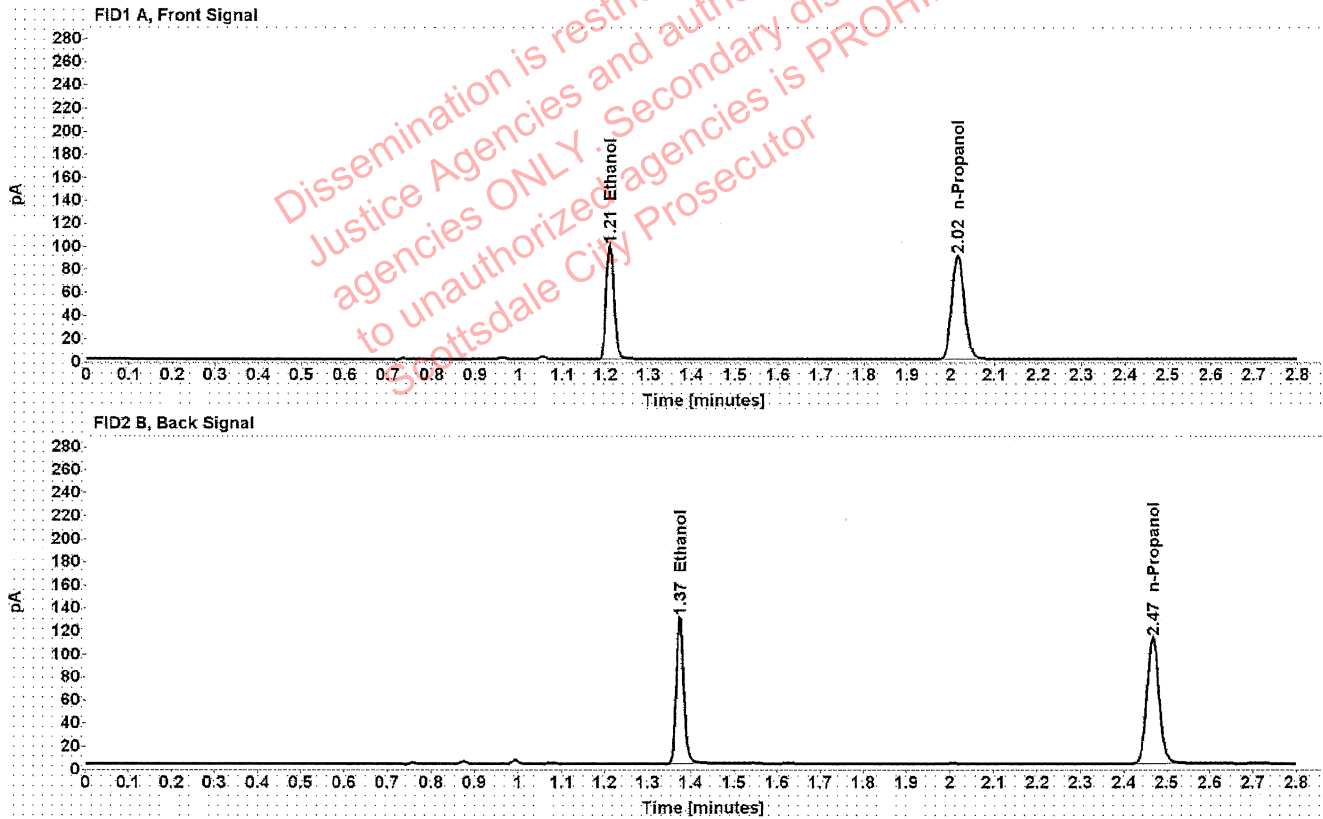


Table 1: FID 1 A (column DB-ALC1)

Compound	Amount (g/100mL)	Time (min)	Peak Area
>Ethanol	0.1905	1.210	126.434
n-Propanol	-----	2.016	179.950

Table 2: FID 2 B (column DB-ALC2)

Compound	Time (min)	Peak Area
Ethanol	1.374	157.496
n-Propanol	2.467	221.652

Scottsdale Police Department Crime Lab Volatiles Analysis

Sample:	1371080	Vial:	30
Description:	[REDACTED]	LIMS ID:	[REDACTED]
Method:	ethanol quant.M	Sequence:	12May21
Instrument:	US14173023 CN14160045	Injection date:	5/12/2021 1:20:28 PM
Data file:	C:\Chem32\1\Data\12May21\30.D	Analyst:	Canonico

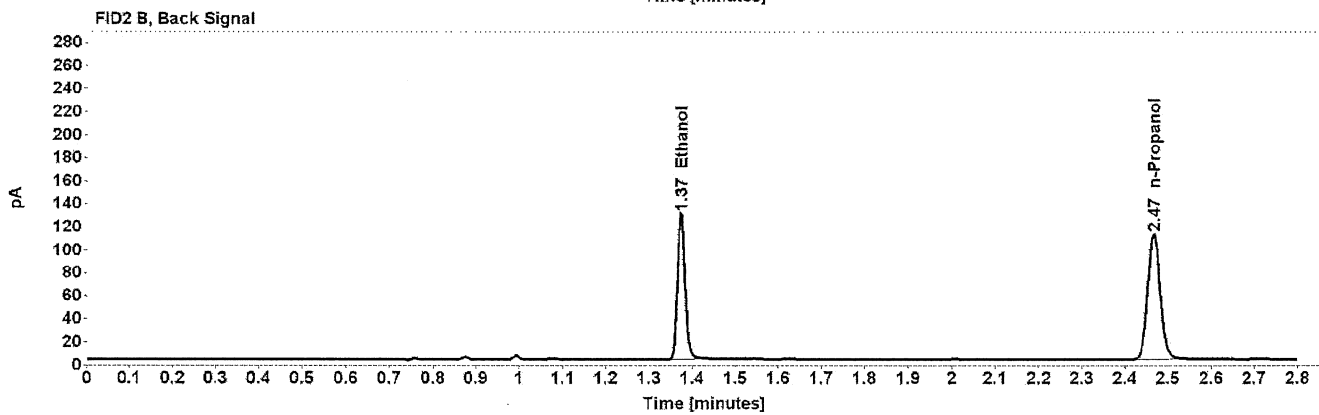
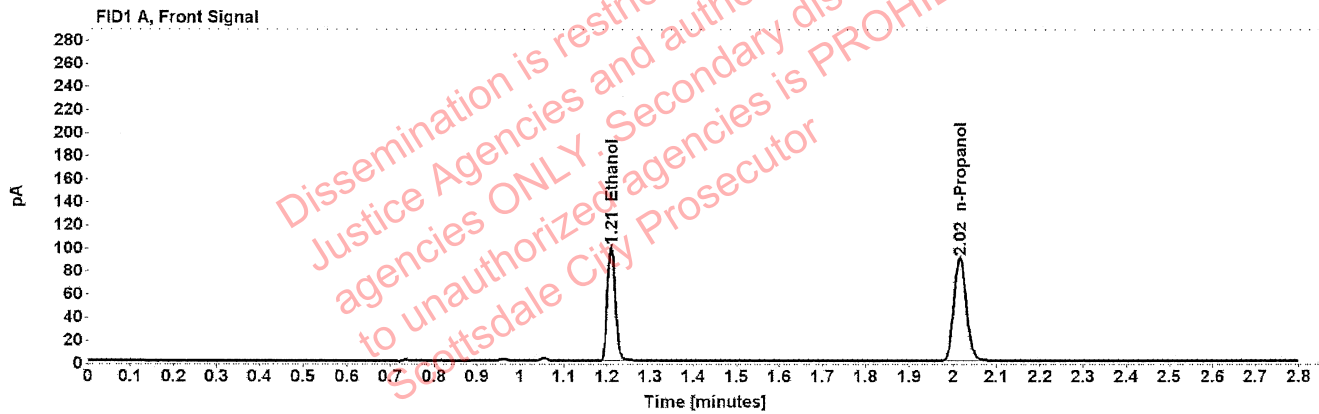


Table 1: FID 1 A (column DB-ALC1)

Compound	Amount (g/100mL)	Time (min)	Peak Area
>Ethanol	0.1913	1.210	126.684
n-Propanol	-----	2.016	179.575

Table 2: FID 2 B (column DB-ALC2)

Compound	Time (min)	Peak Area
Ethanol	1.374	157.675
n-Propanol	2.467	221.285

Scottsdale Police Department Crime Lab Volatiles Analysis

Sample:	1371035	Vial:	32
Description:	[REDACTED]	LIMS ID:	[REDACTED]
Method:	ethanol quant.M	Sequence:	12May21
Instrument:	US14173023 CN14160045	Injection date:	5/12/2021 1:28:42 PM
Data file:	C:\Chem32\1\Data\12May21\32.D	Analyst:	Canonico

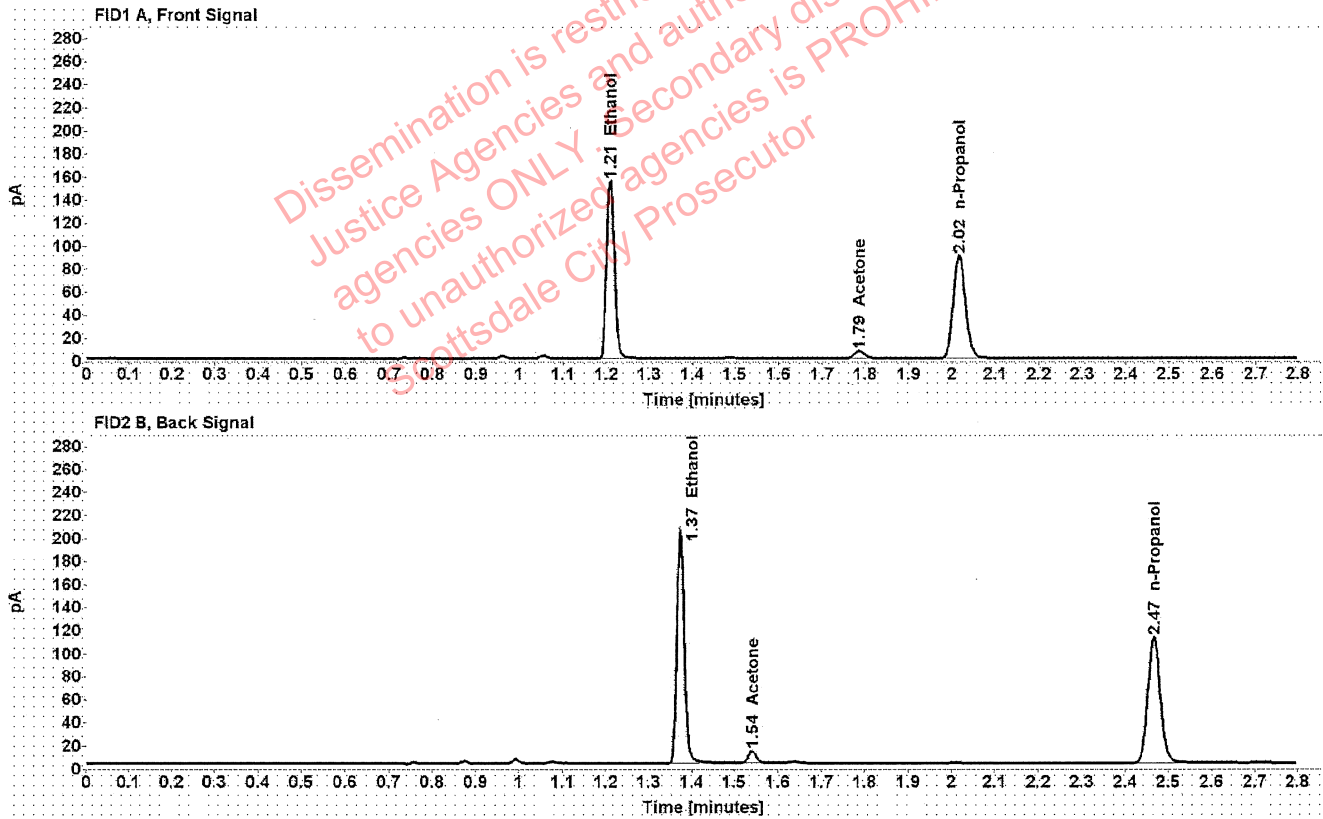


Table 1: FID 1 A (column DB-ALC1)

Compound	Amount (g/100mL)	Time (min)	Peak Area
>Ethanol	0.2982	1.209	197.679
Acetone	-----	1.786	11.002
n-Propanol	-----	2.016	179.464

Table 2: FID 2 B (column DB-ALC2)

Compound	Time (min)	Peak Area
Ethanol	1.374	247.060
Acetone	1.541	13.449
n-Propanol	2.467	222.475

Scottsdale Police Department Crime Lab Volatiles Analysis

Sample:	1371035	Vial:	33
Description:	[REDACTED]	LIMS ID:	[REDACTED]
Method:	ethanol quant.M	Sequence:	12May21
Instrument:	US14173023 CN14160045	Injection date:	5/12/2021 1:32:42 PM
Data file:	C:\Chem32\1\Data\12May21\33.D	Analyst:	Canonico

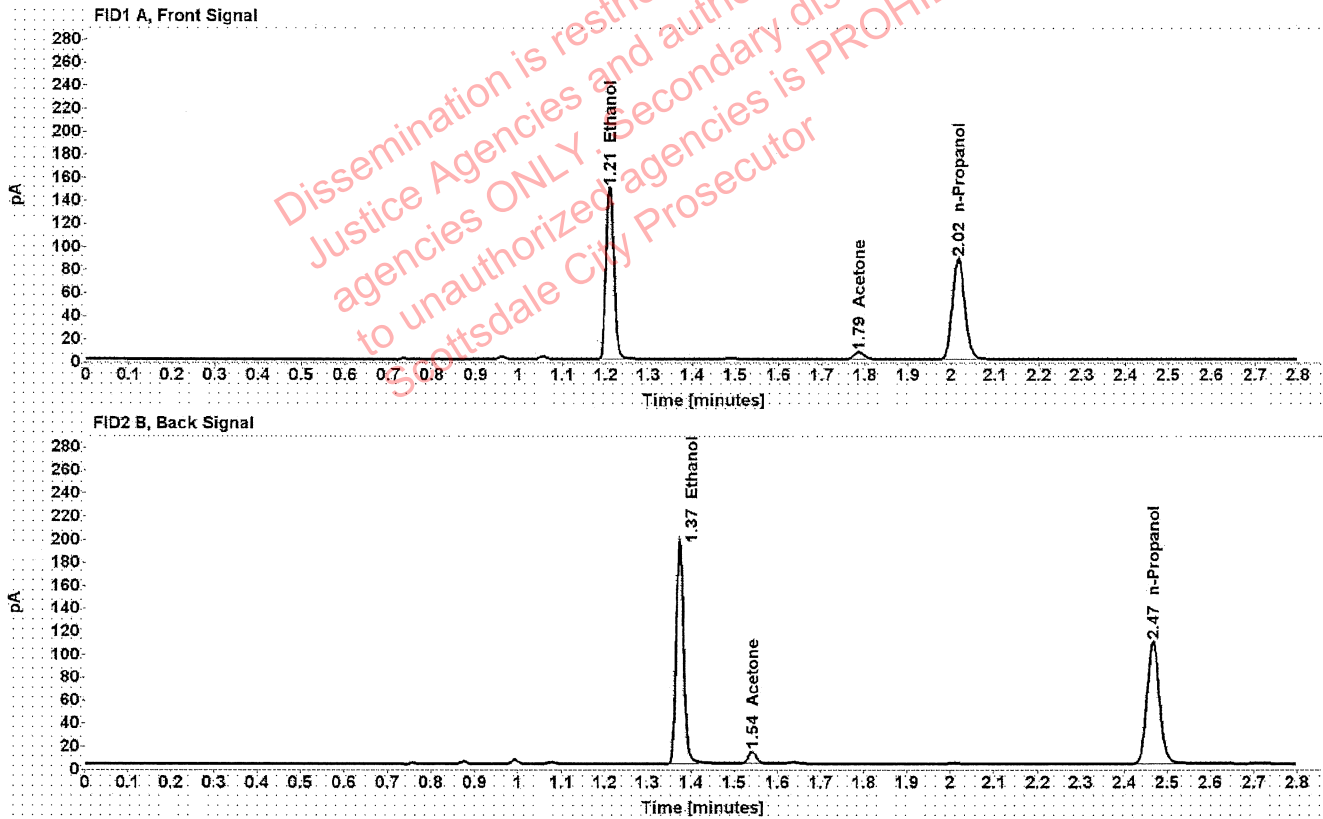


Table 1: FID 1 A (column DB-ALC1)

Compound	Amount (g/100mL)	Time (min)	Peak Area
>Ethanol	0.2950	1.209	190.855
Acetone	-----	1.786	10.927
n-Propanol	-----	2.016	175.137

Table 2: FID 2 B (column DB-ALC2)

Compound	Time (min)	Peak Area
Ethanol	1.374	238.585
Acetone	1.541	13.326
n-Propanol	2.467	217.201

Scottsdale Police Department Crime Lab Volatiles Analysis

Sample:	1368902	Vial:	34
Description:	██████████	LIMS ID:	██████████
Method:	ethanol quant.M	Sequence:	12May21
Instrument:	US14173023 CN14160045	Injection date:	5/12/2021 1:36:44 PM
Data file:	C:\Chem32\1\Data\12May21\34.D	Analyst:	Canonico

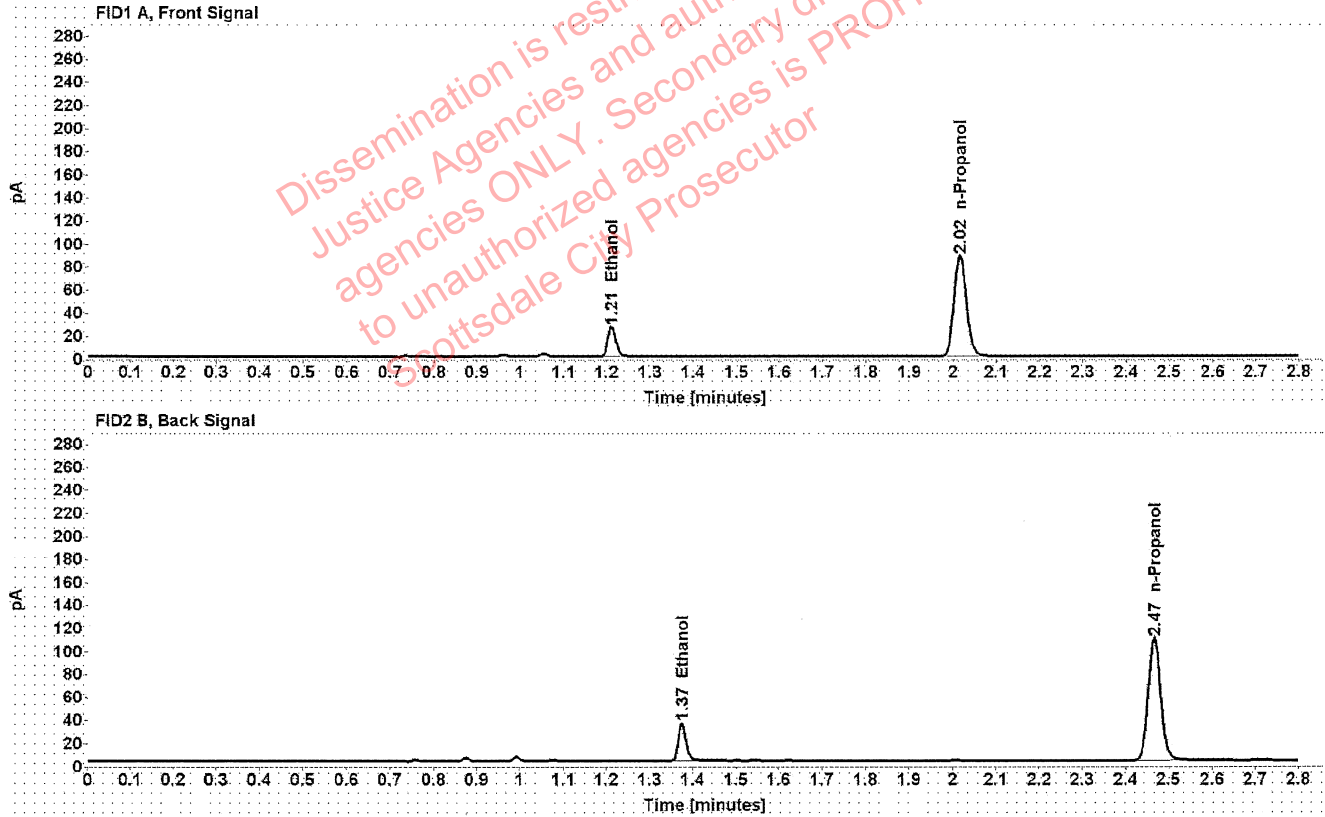


Table 1: FID 1 A (column DB-ALC1)

Compound	Amount (g/100mL)	Time (min)	Peak Area
>Ethanol	0.0518	1.211	33.033
n-Propanol	-----	2.016	175.057

Table 2: FID 2 B (column DB-ALC2)

Compound	Time (min)	Peak Area
Ethanol	1.375	41.537
n-Propanol	2.467	216.087

Scottsdale Police Department Crime Lab Volatiles Analysis

Sample:	1368902	Vial:	35
Description:	[REDACTED]	LIMS ID:	[REDACTED]
Method:	ethanol quant.M	Sequence:	12May21
Instrument:	US14173023 CN14160045	Injection date:	5/12/2021 1:40:43 PM
Data file:	C:\Chem32\1\Data\12May21\35.D	Analyst:	Canonico

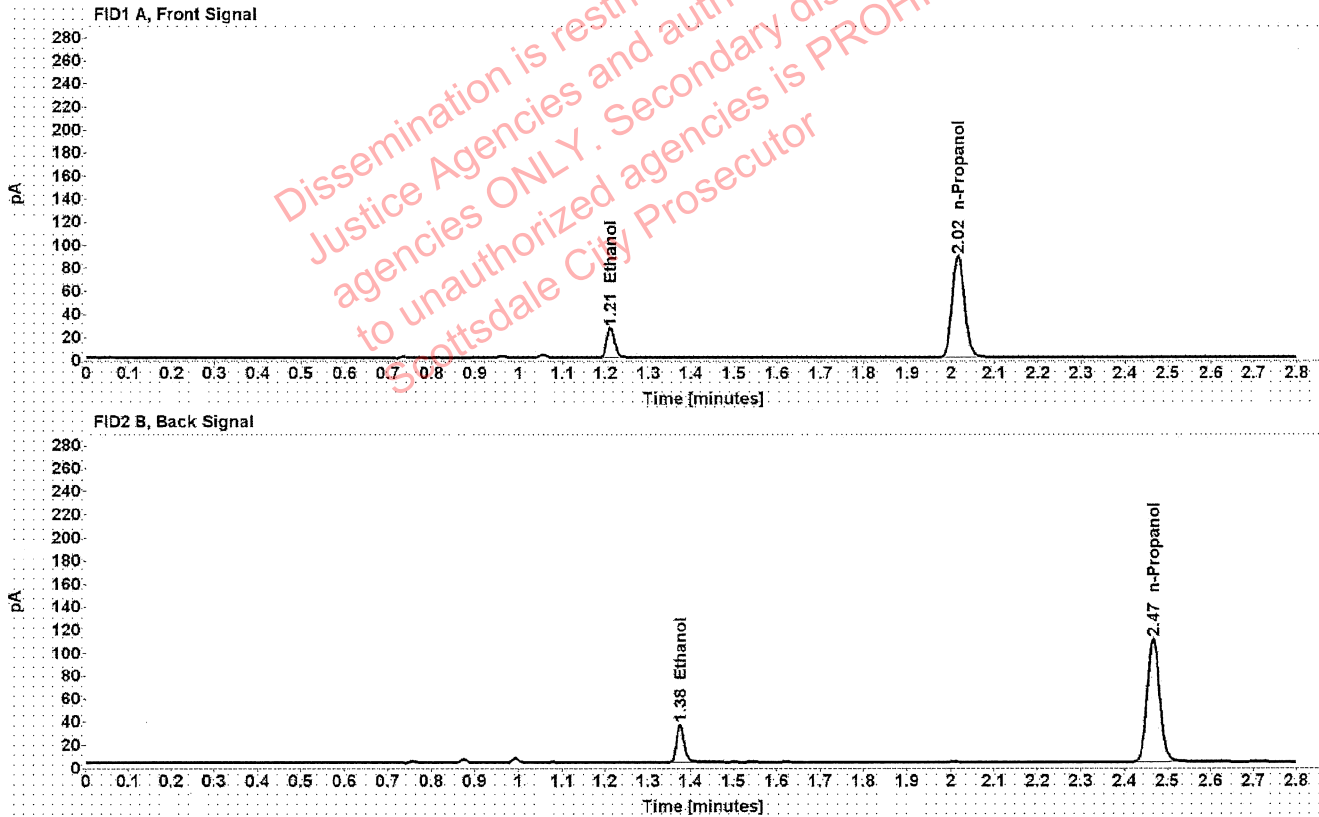


Table 1: FID 1 A (column DB-ALC1)

Compound	Amount (g/100mL)	Time (min)	Peak Area
>Ethanol	0.0517	1.211	33.207
n-Propanol	-----	2.016	176.399

Table 2: FID 2 B (column DB-ALC2)

Compound	Time (min)	Peak Area
Ethanol	1.375	41.493
n-Propanol	2.467	217.949

Scottsdale Police Department Crime Lab Volatiles Analysis

Sample:	1369228	Vial:	36
Description:	[REDACTED]	LIMS ID:	[REDACTED]
Method:	ethanol quant.M	Sequence:	12May21
Instrument:	US14173023 CN14160045	Injection date:	5/12/2021 1:44:42 PM
Data file:	C:\Chem32\1\Data\12May21\36.D	Analyst:	Canonico

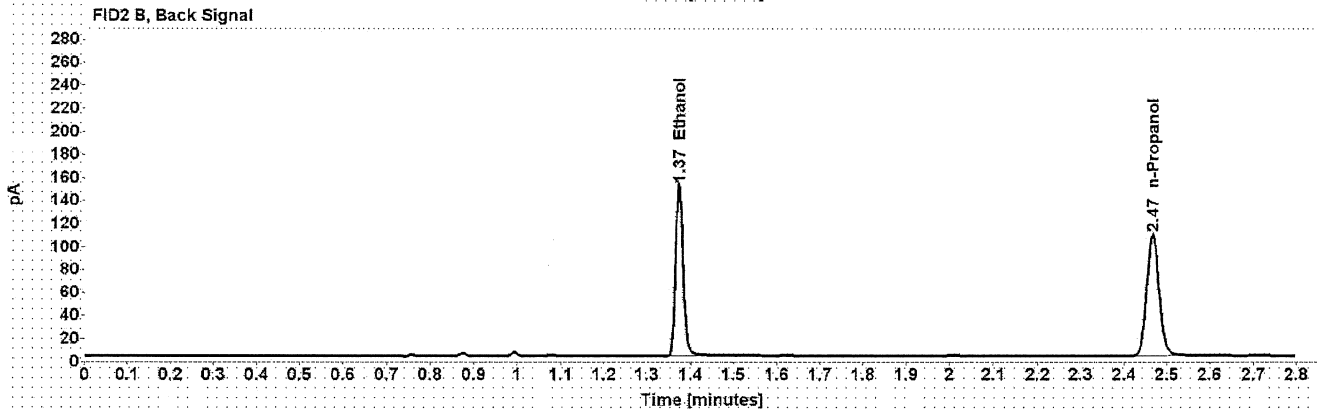
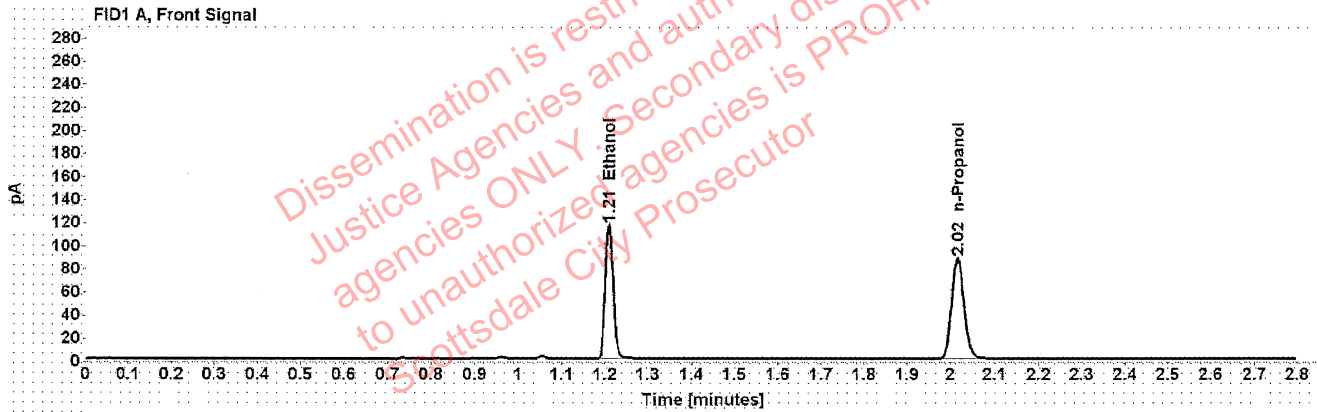


Table 1: FID 1 A (column DB-ALC1)

Compound	Amount (g/100mL)	Time (min)	Peak Area
>Ethanol	0.2302	1.210	147.943
n-Propanol	-----	2.016	174.099

Table 2: FID 2 B (column DB-ALC2)

Compound	Time (min)	Peak Area
Ethanol	1.374	184.678
n-Propanol	2.467	215.181

[REDACTED] : Canonico, Erika - (13-May-2021)

Case: [REDACTED] User: ecanonico 5/13/2021

Scottsdale Police Department Crime Lab Volatiles Analysis

Sample:	1369228	Vial:	37
Description:	[REDACTED]	LIMS ID:	[REDACTED]
Method:	ethanol quant.M	Sequence:	12May21
Instrument:	US14173023 CN14160045	Injection date:	5/12/2021 1:48:58 PM
Data file:	C:\Chem32\1\Data\12May21\37.D	Analyst:	Canonico

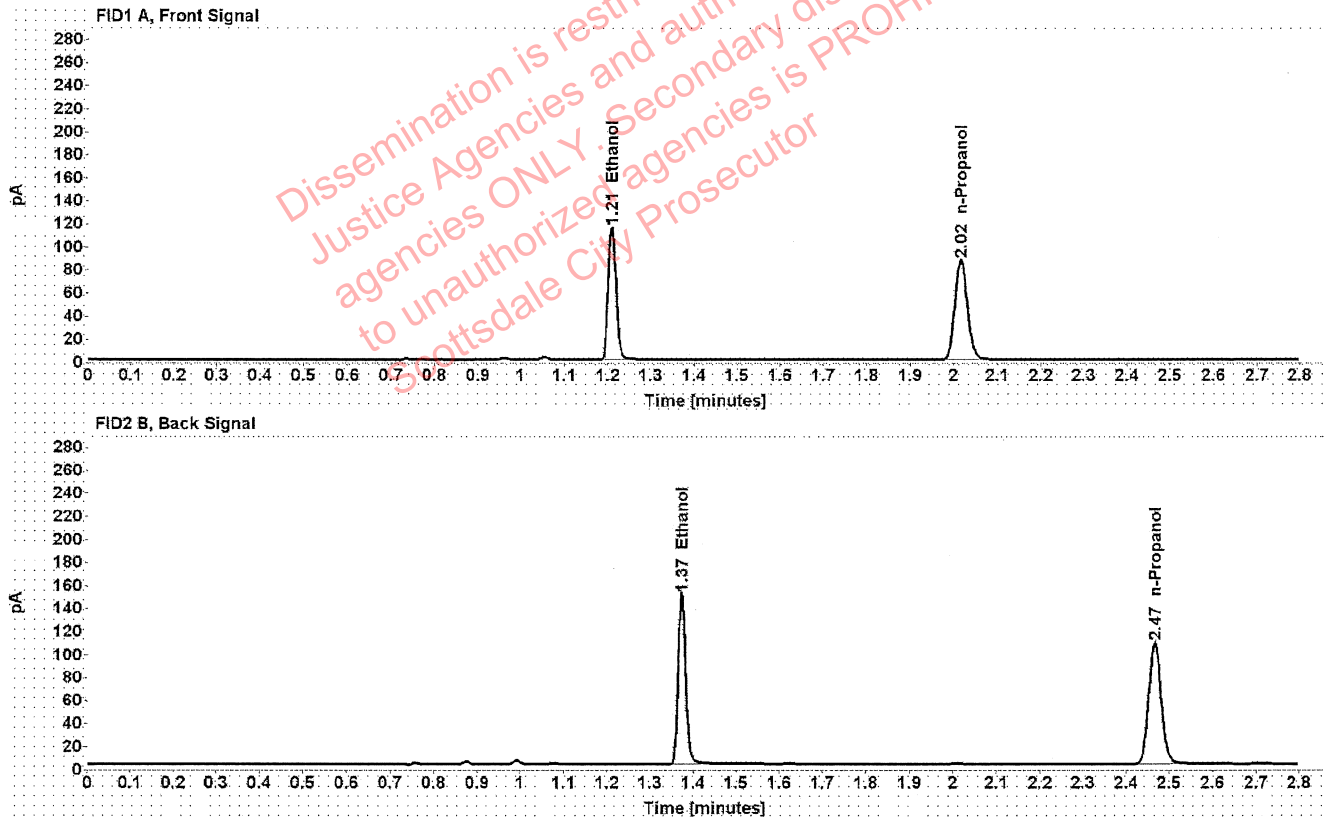


Table 1: FID 1 A (column DB-ALC1)

Compound	Amount (g/100mL)	Time (min)	Peak Area
>Ethanol	0.2305	1.210	146.987
n-Propanol	-----	2.016	172.791

Table 2: FID 2 B (column DB-ALC2)

Compound	Time (min)	Peak Area
Ethanol	1.374	183.409
n-Propanol	2.467	213.242

[REDACTED]: Canonico, Erika - (13-May-2021)

Case: [REDACTED] User: ecanonico 5/13/2021

Scottsdale Police Department Crime Lab Volatiles Analysis

Sample:	1370448	Vial:	38
Description:	[REDACTED]	LIMS ID:	[REDACTED]
Method:	ethanol quant.M	Sequence:	12May21
Instrument:	US14173023 CN14160045	Injection date:	5/12/2021 1:52:57 PM
Data file:	C:\Chem32\1\Data\12May21\38.D	Analyst:	Canonico

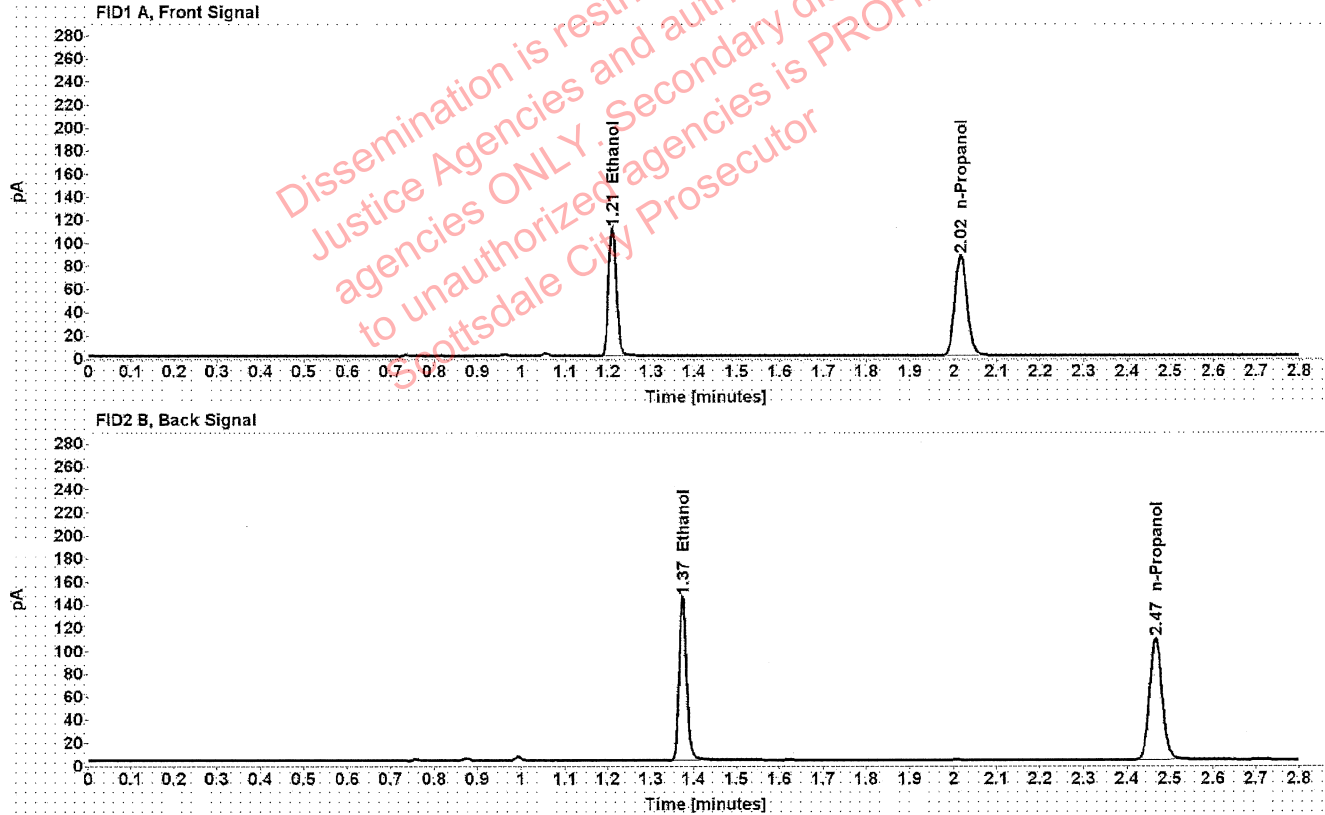


Table 1: FID 1 A (column DB-ALC1)

Compound	Amount (g/100mL)	Time (min)	Peak Area
>Ethanol	0.2196	1.210	141.059
n-Propanol	-----	2.016	174.088

Table 2: FID 2 B (column DB-ALC2)

Compound	Time (min)	Peak Area
Ethanol	1.374	176.236
n-Propanol	2.467	214.655

Scottsdale Police Department Crime Lab Volatiles Analysis

Sample:	1370448	Vial:	39
Description:	[REDACTED]	LIMS ID:	[REDACTED]
Method:	ethanol quant.M	Sequence:	12May21
Instrument:	US14173023 CN14160045	Injection date:	5/12/2021 1:56:58 PM
Data file:	C:\Chem32\1\Data\12May21\39.D	Analyst:	Canonico

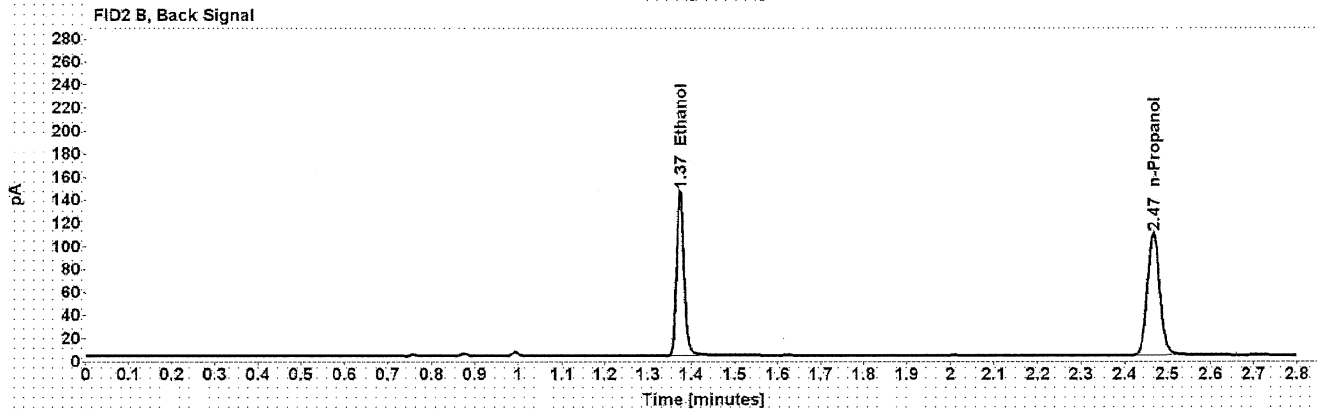
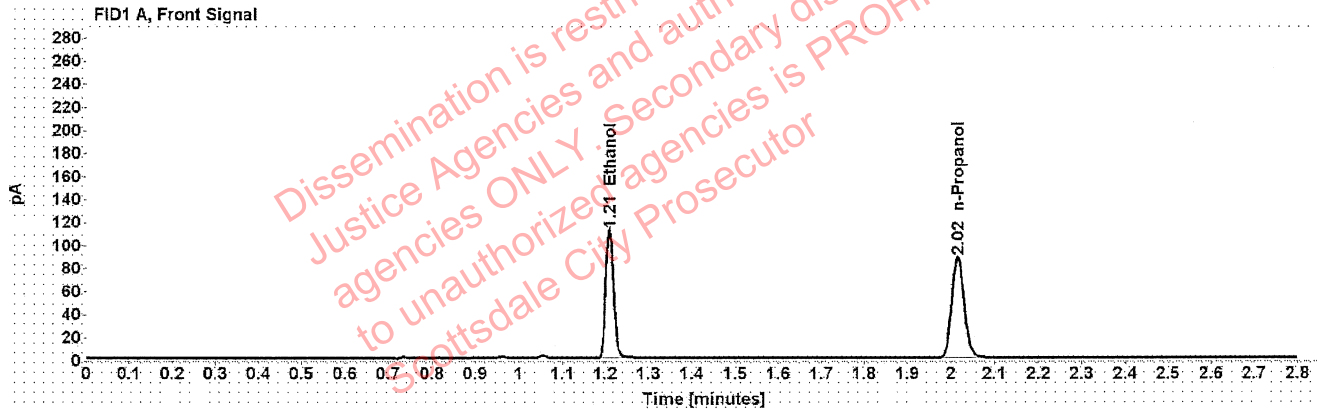


Table 1: FID 1 A (column DB-ALC1)

Compound	Amount (g/100mL)	Time (min)	Peak Area
>Ethanol	0.2203	1.210	142.210
n-Propanol	-----	2.016	174.977

Table 2: FID 2 B (column DB-ALC2)

Compound	Time (min)	Peak Area
Ethanol	1.374	177.675
n-Propanol	2.467	215.729

Scottsdale Police Department Crime Lab Volatiles Analysis

Sample:	1371405	Vial:	40
Description:	██████████	LIMS ID:	██████████
Method:	ethanol quant.M	Sequence:	12May21
Instrument:	US14173023 CN14160045	Injection date:	5/12/2021 2:00:57 PM
Data file:	C:\Chem32\1\Data\12May21\40.D	Analyst:	Canonico

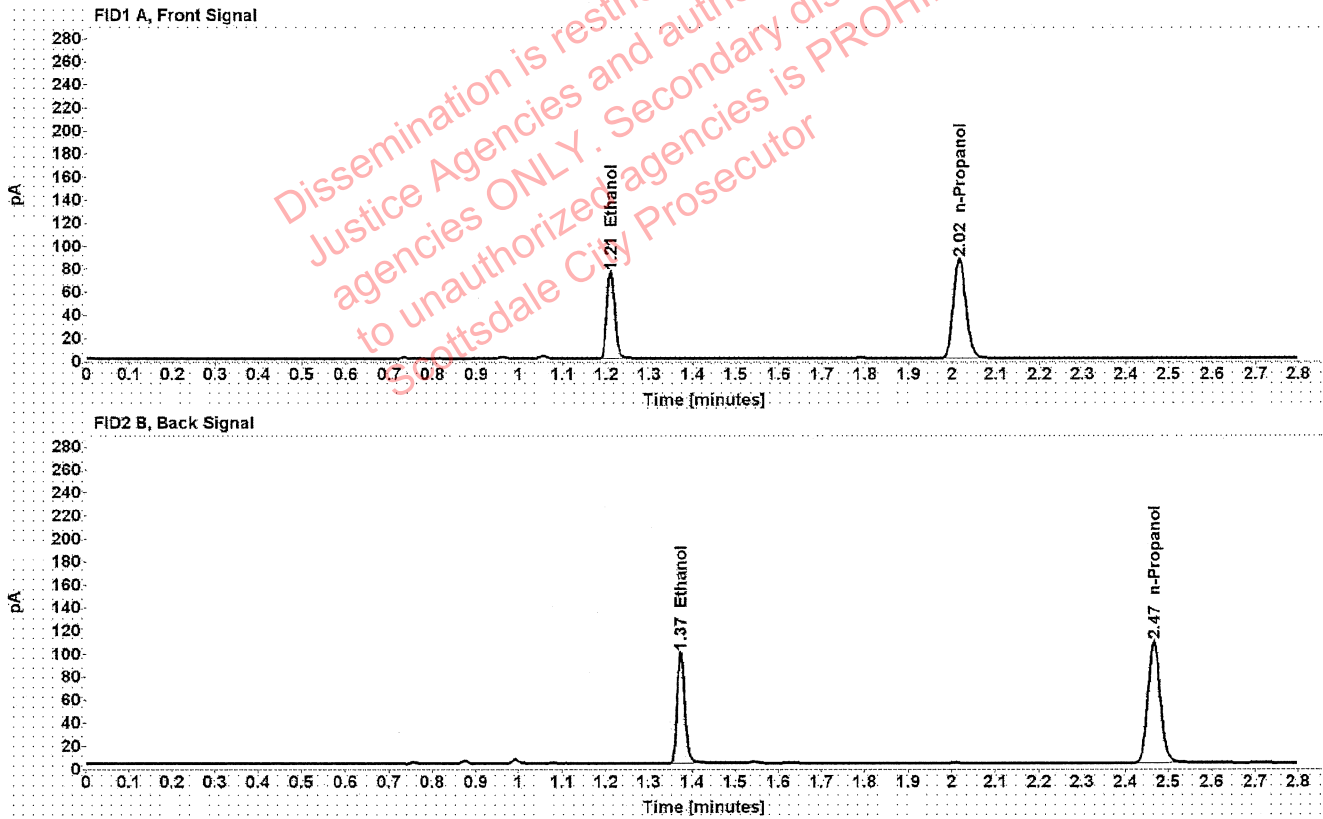


Table 1: FID 1 A (column DB-ALC1)

Compound	Amount (g/100mL)	Time (min)	Peak Area
>Ethanol	0.1508	1.210	96.184
n-Propanol	-----	2.016	173.163

Table 2: FID 2 B (column DB-ALC2)

Compound	Time (min)	Peak Area
Ethanol	1.374	119.333
n-Propanol	2.467	213.966

Scottsdale Police Department Crime Lab Volatiles Analysis

Sample:	1371405	Vial:	41
Description:	[REDACTED]	LIMS ID:	[REDACTED]
Method:	ethanol quant.M	Sequence:	12May21
Instrument:	US14173023 CN14160045	Injection date:	5/12/2021 2:04:57 PM
Data file:	C:\Chem32\1\Data\12May21\41.D	Analyst:	Canonico

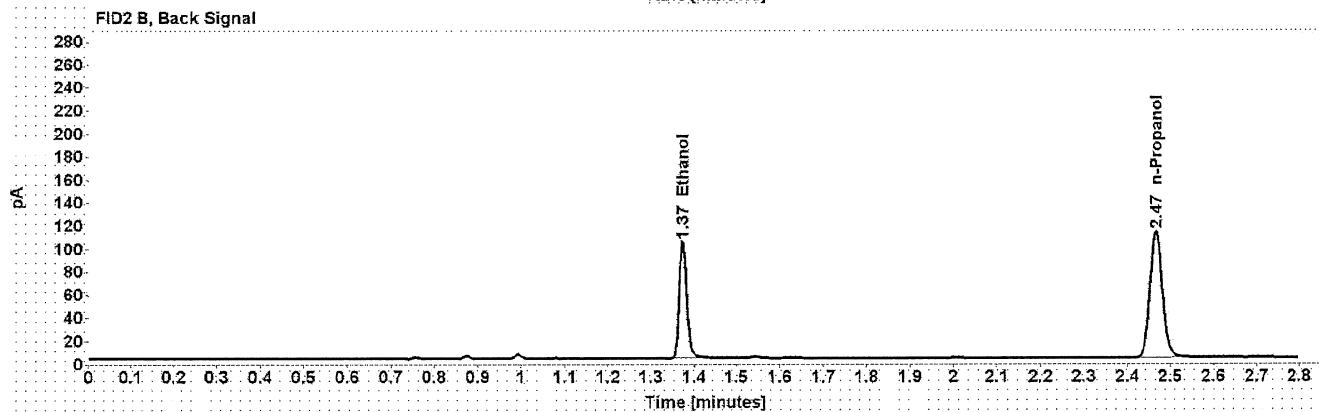
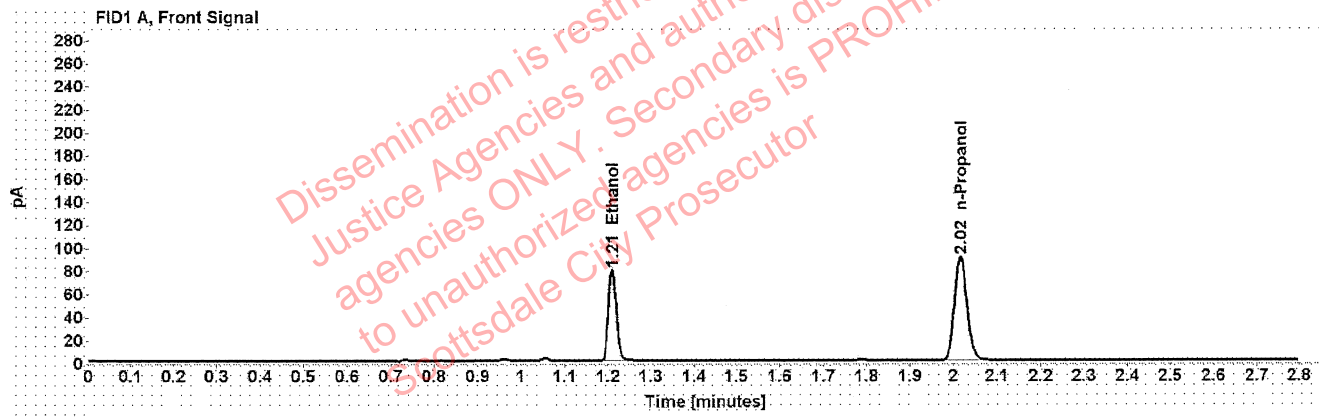


Table 1: FID 1 A (column DB-ALC1)

Compound	Amount (g/100mL)	Time (min)	Peak Area
>Ethanol	0.1522	1.210	101.235
n-Propanol	-----	2.016	180.550

Table 2: FID 2 B (column DB-ALC2)

Compound	Time (min)	Peak Area
Ethanol	1.374	126.107
n-Propanol	2.467	223.114

Scottsdale Police Department Crime Lab Volatiles Analysis

Sample:	1369151	Vial:	43
Description:	[REDACTED]	LIMS ID:	[REDACTED]
Method:	ethanol quant.M	Sequence:	12May21
Instrument:	US14173023 CN14160045	Injection date:	5/12/2021 2:13:13 PM
Data file:	C:\Chem32\1\Data\12May21\43.D	Analyst:	Canonico

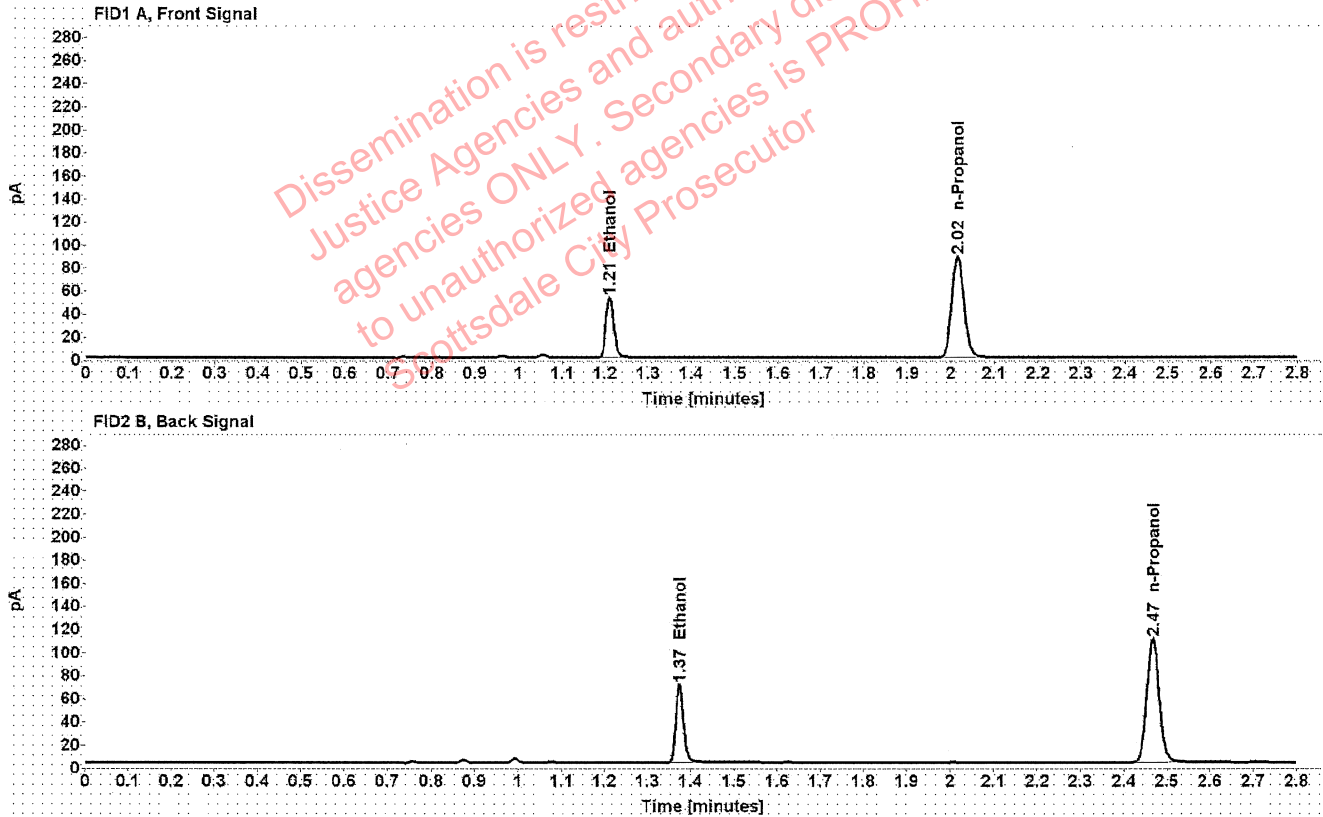


Table 1: FID 1 A (column DB-ALC1)

Compound	Amount (g/100mL)	Time (min)	Peak Area
>Ethanol	0.1047	1.210	67.662
n-Propanol	-----	2.016	175.860

Table 2: FID 2 B (column DB-ALC2)

Compound	Time (min)	Peak Area
Ethanol	1.374	84.038
n-Propanol	2.467	216.904

Scottsdale Police Department Crime Lab Volatiles Analysis

Sample:	1369151	Vial:	44
Description:	[REDACTED]	LIMS ID:	[REDACTED]
Method:	ethanol quant.M	Sequence:	12May21
Instrument:	US14173023 CN14160045	Injection date:	5/12/2021 2:17:12 PM
Data file:	C:\Chem32\1\Data\12May21\44.D	Analyst:	Canonico

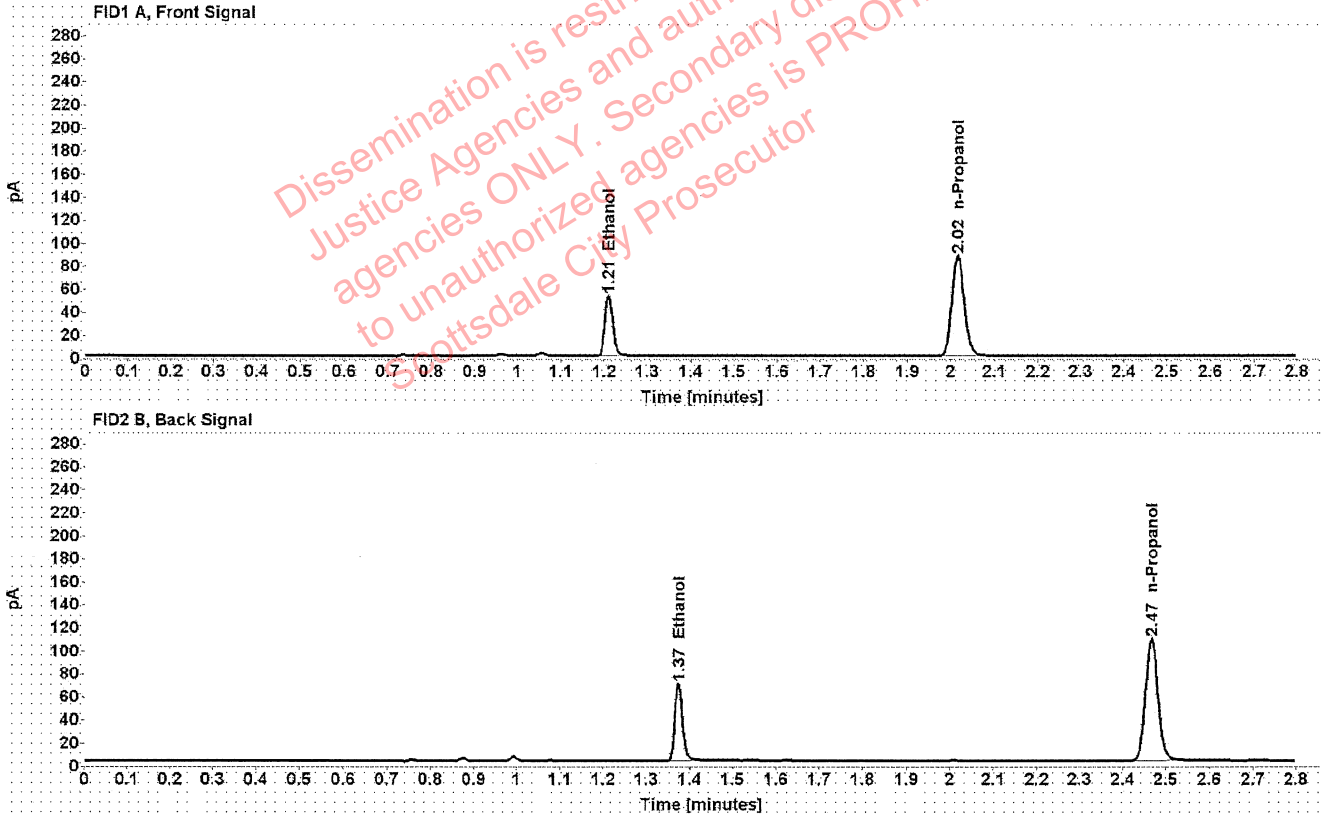


Table 1: FID 1 A (column DB-ALC1)

Compound	Amount (g/100mL)	Time (min)	Peak Area
>Ethanol	0.1049	1.210	67.257
n-Propanol	-----	2.016	174.480

Table 2: FID 2 B (column DB-ALC2)

Compound	Time (min)	Peak Area
Ethanol	1.374	83.350
n-Propanol	2.467	215.285

Scottsdale Police Department Crime Lab Volatiles Analysis

Sample:	1371321	Vial:	45
Description:	[REDACTED]	LIMS ID:	[REDACTED]
Method:	ethanol quant.M	Sequence:	12May21
Instrument:	US14173023 CN14160045	Injection date:	5/12/2021 2:21:13 PM
Data file:	C:\Chem32\1\Data\12May21\45.D	Analyst:	Canonico

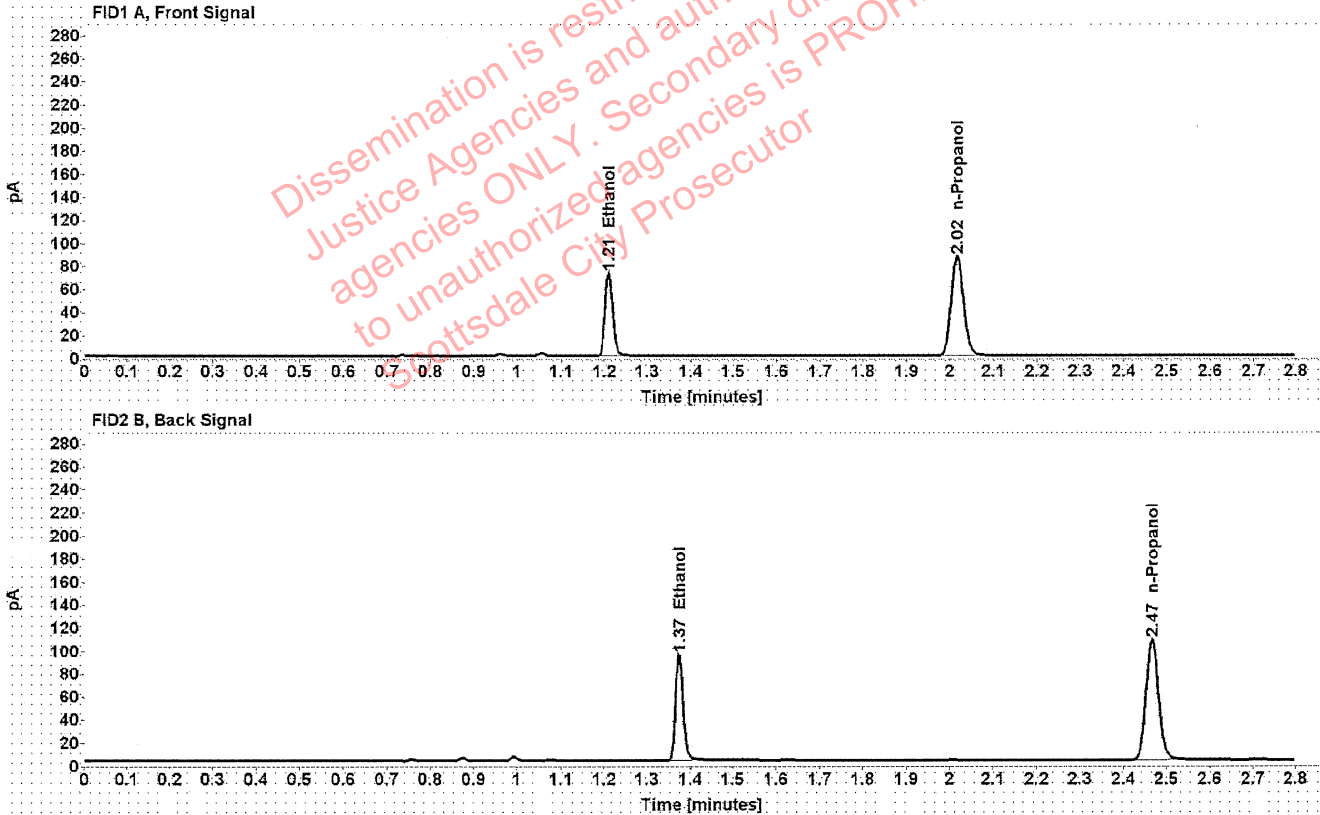


Table 1: FID 1 A (column DB-ALC1)

Compound	Amount (g/100mL)	Time (min)	Peak Area
>Ethanol	0.1452	1.210	92.175
n-Propanol	-----	2.016	172.373

Table 2: FID 2 B (column DB-ALC2)

Compound	Time (min)	Peak Area
Ethanol	1.374	114.773
n-Propanol	2.467	212.906

Scottsdale Police Department Crime Lab Volatiles Analysis

Sample:	1371321	Vial:	46
Description:	[REDACTED]	LIMS ID:	[REDACTED]
Method:	ethanol quant.M	Sequence:	12May21
Instrument:	US14173023 CN14160045	Injection date:	5/12/2021 2:25:14 PM
Data file:	C:\Chem32\1\Data\12May21\46.D	Analyst:	Canonico

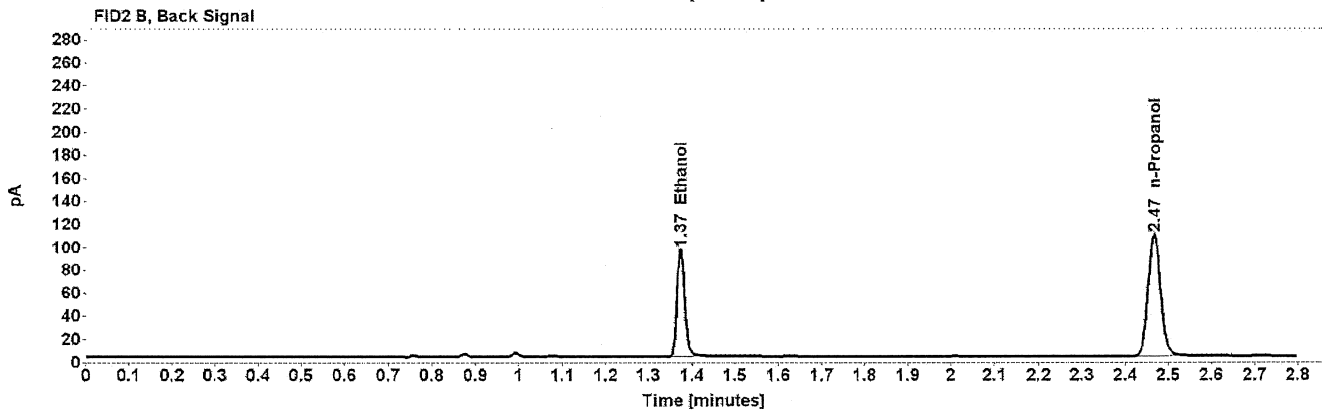
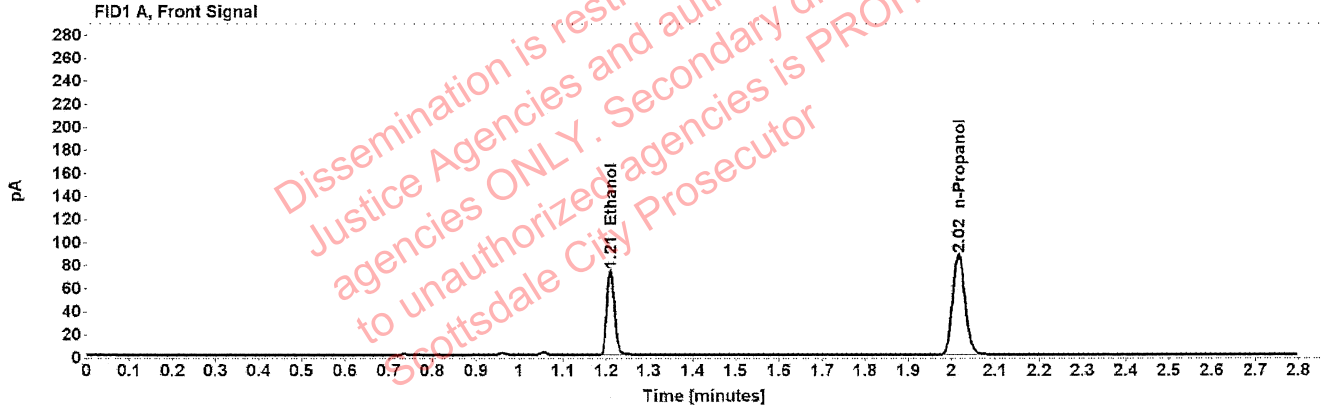


Table 1: FID 1 A (column DB-ALC1)

Compound	Amount (g/100mL)	Time (min)	Peak Area
>Ethanol	0.1455	1.210	93.318
n-Propanol	-----	2.016	174.191

Table 2: FID 2 B (column DB-ALC2)

Compound	Time (min)	Peak Area
Ethanol	1.374	116.296
n-Propanol	2.467	214.984

Scottsdale Police Department Crime Lab Volatiles Analysis

Sample:	1368900	Vial:	47
Description:	[REDACTED]	LIMS ID:	[REDACTED]
Method:	ethanol quant.M	Sequence:	12May21
Instrument:	US14173023 CN14160045	Injection date:	5/12/2021 2:29:14 PM
Data file:	C:\Chem32\1\Data\12May21\47.D	Analyst:	Canonico

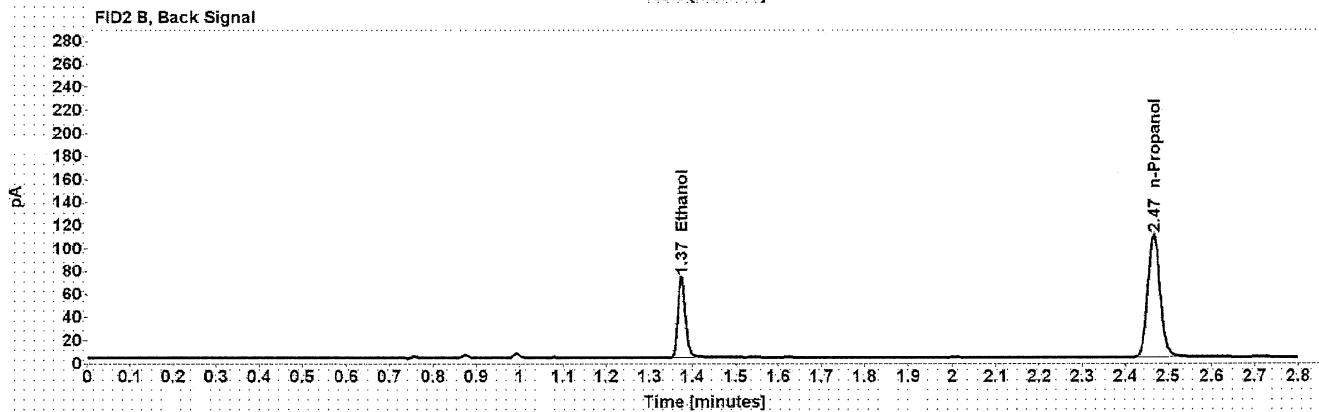
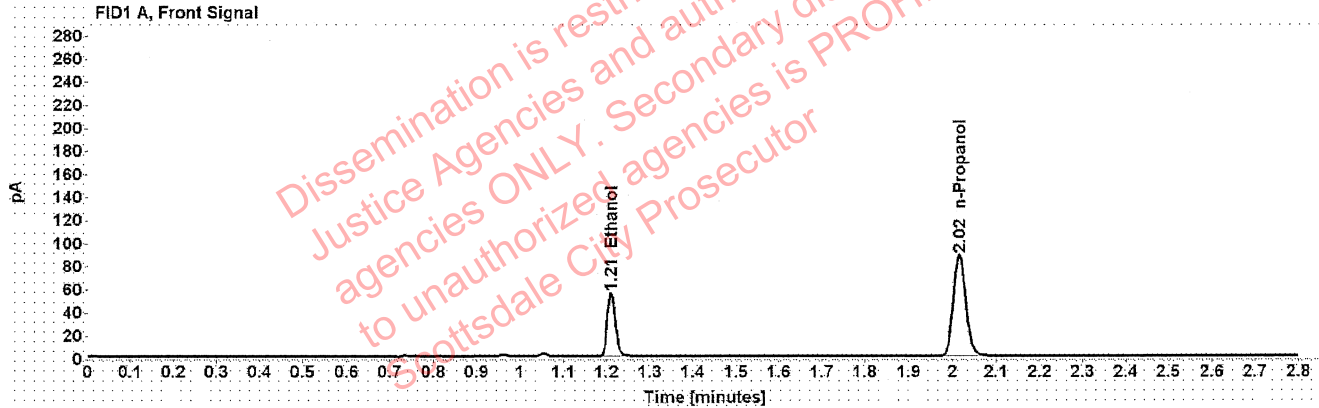


Table 1: FID 1 A (column DB-ALC1)

Compound	Amount (g/100mL)	Time (min)	Peak Area
>Ethanol	0.1097	1.210	70.407
n-Propanol	-----	2.016	174.681

Table 2: FID 2 B (column DB-ALC2)

Compound	Time (min)	Peak Area
Ethanol	1.374	87.172
n-Propanol	2.467	215.938

[REDACTED] : Canonico, Erika - (13-May-2021)

Case: [REDACTED] User: ecanonico 5/13/2021

Scottsdale Police Department Crime Lab Volatiles Analysis

Sample:	1368900	Vial:	48
Description:	[REDACTED]	LIMS ID:	[REDACTED]
Method:	ethanol quant.M	Sequence:	12May21
Instrument:	US14173023 CN14160045	Injection date:	5/12/2021 2:33:13 PM
Data file:	C:\Chem32\1\Data\12May21\48.D	Analyst:	Canonico

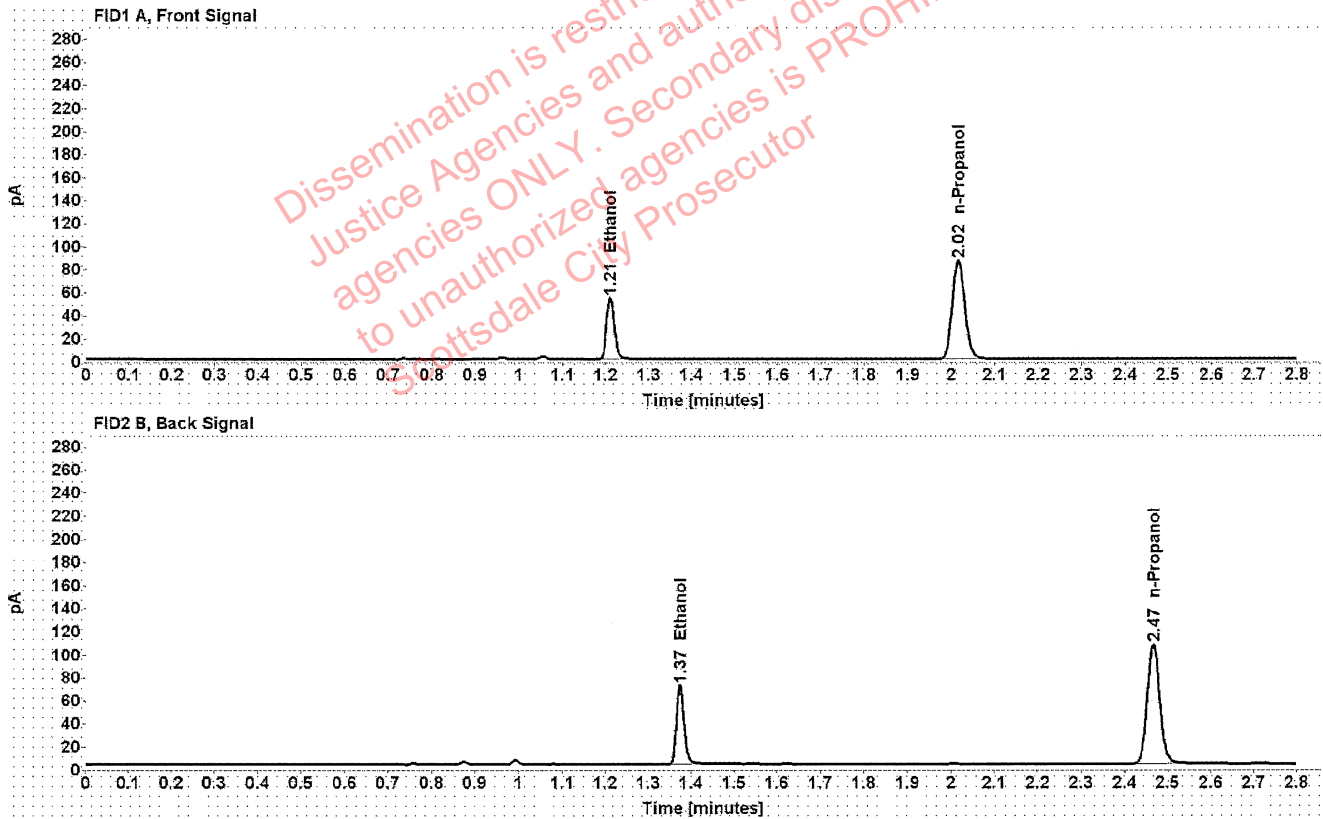


Table 1: FID 1 A (column DB-ALC1)

Compound	Amount (g/100mL)	Time (min)	Peak Area
>Ethanol	0.1093	1.210	68.779
n-Propanol	-----	2.016	171.211

Table 2: FID 2 B (column DB-ALC2)

Compound	Time (min)	Peak Area
Ethanol	1.374	85.415
n-Propanol	2.467	211.543

Scottsdale Police Department Crime Lab Volatiles Analysis

Sample:	1371386	Vial:	49
Description:	[REDACTED]	LIMS ID:	[REDACTED]
Method:	ethanol quant.M	Sequence:	12May21
Instrument:	US14173023 CN14160045	Injection date:	5/12/2021 2:37:30 PM
Data file:	C:\Chem32\1\Data\12May21\49.D	Analyst:	Canonico

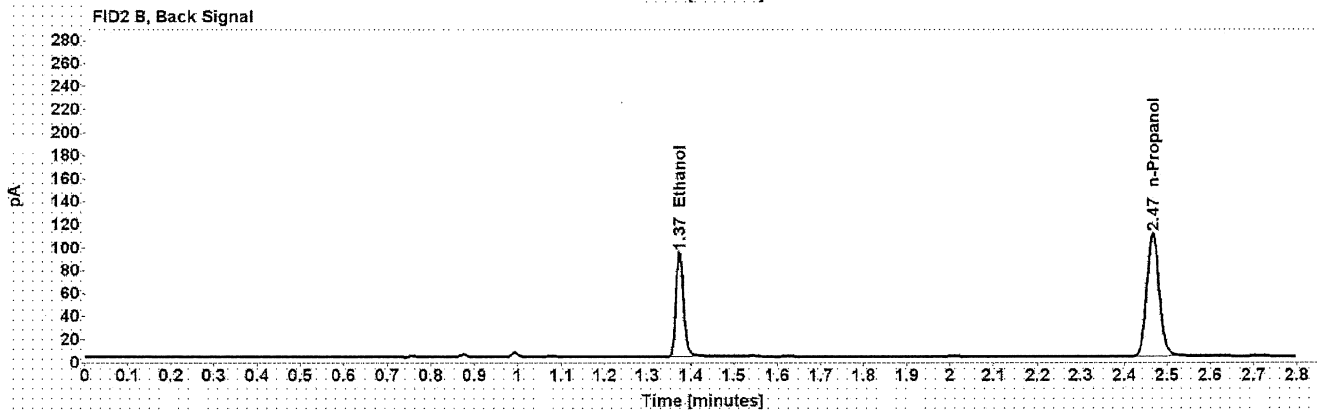
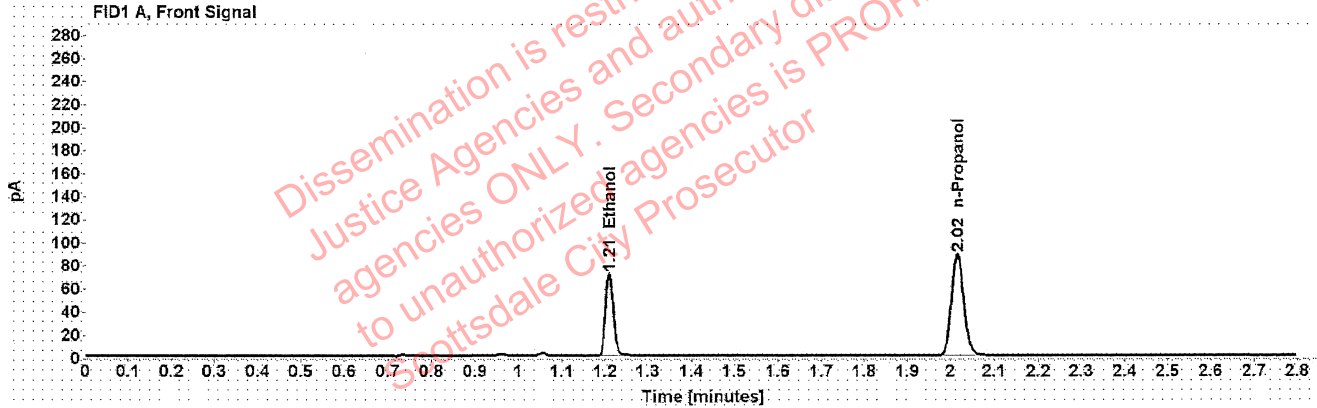


Table 1: FID 1 A (column DB-ALC1)

Compound	Amount (g/100mL)	Time (min)	Peak Area
>Ethanol	0.1409	1.210	91.203
n-Propanol	-----	2.016	175.861

Table 2: FID 2 B (column DB-ALC2)

Compound	Time (min)	Peak Area
Ethanol	1.374	113.451
n-Propanol	2.467	217.305

Scottsdale Police Department Crime Lab Volatiles Analysis

Sample:	1371386	Vial:	50
Description:	██████████	LIMS ID:	██████████
Method:	ethanol quant.M	Sequence:	12May21
Instrument:	US14173023 CN14160045	Injection date:	5/12/2021 2:41:29 PM
Data file:	C:\Chem32\1\Data\12May21\50.D	Analyst:	Canonico

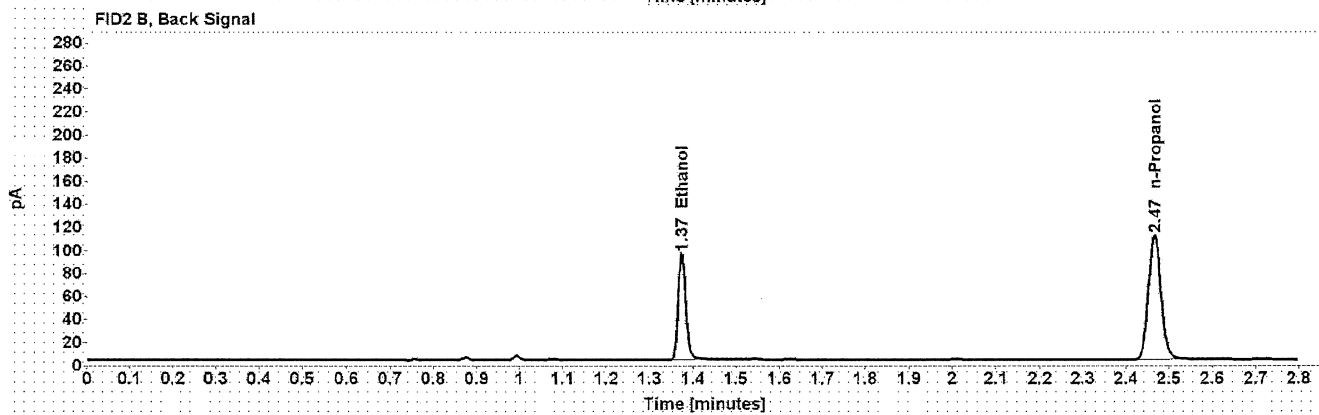
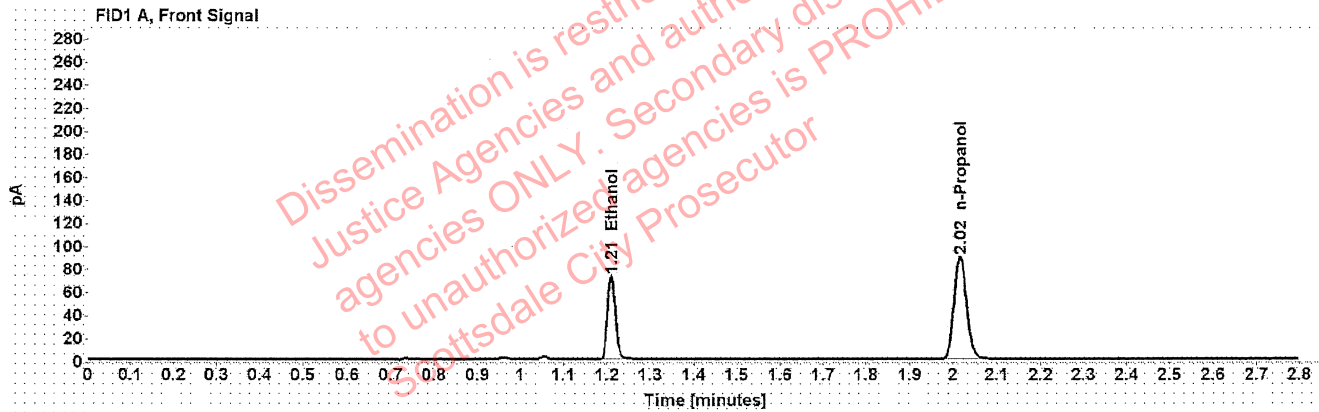


Table 1: FID 1 A (column DB-ALC1)

Compound	Amount (g/100mL)	Time (min)	Peak Area
>Ethanol	0.1410	1.210	92.557
n-Propanol	-----	2.016	178.256

Table 2: FID 2 B (column DB-ALC2)

Compound	Time (min)	Peak Area
Ethanol	1.374	115.246
n-Propanol	2.467	220.385

[REDACTED] : Canonico, Erika - (13-May-2021)

Case: [REDACTED] User: ecanonico 5/13/2021

Scottsdale Police Department Crime Lab Volatiles Analysis

Sample:	VIAL192	Vial:	54
Description:	[REDACTED]	LIMS ID:	[REDACTED]
Method:	ethanol quant.M	Sequence:	12May21
Instrument:	US14173023 CN14160045	Injection date:	5/12/2021 2:57:29 PM
Data file:	C:\Chem32\1\Data\12May21\54.D	Analyst:	Canonico

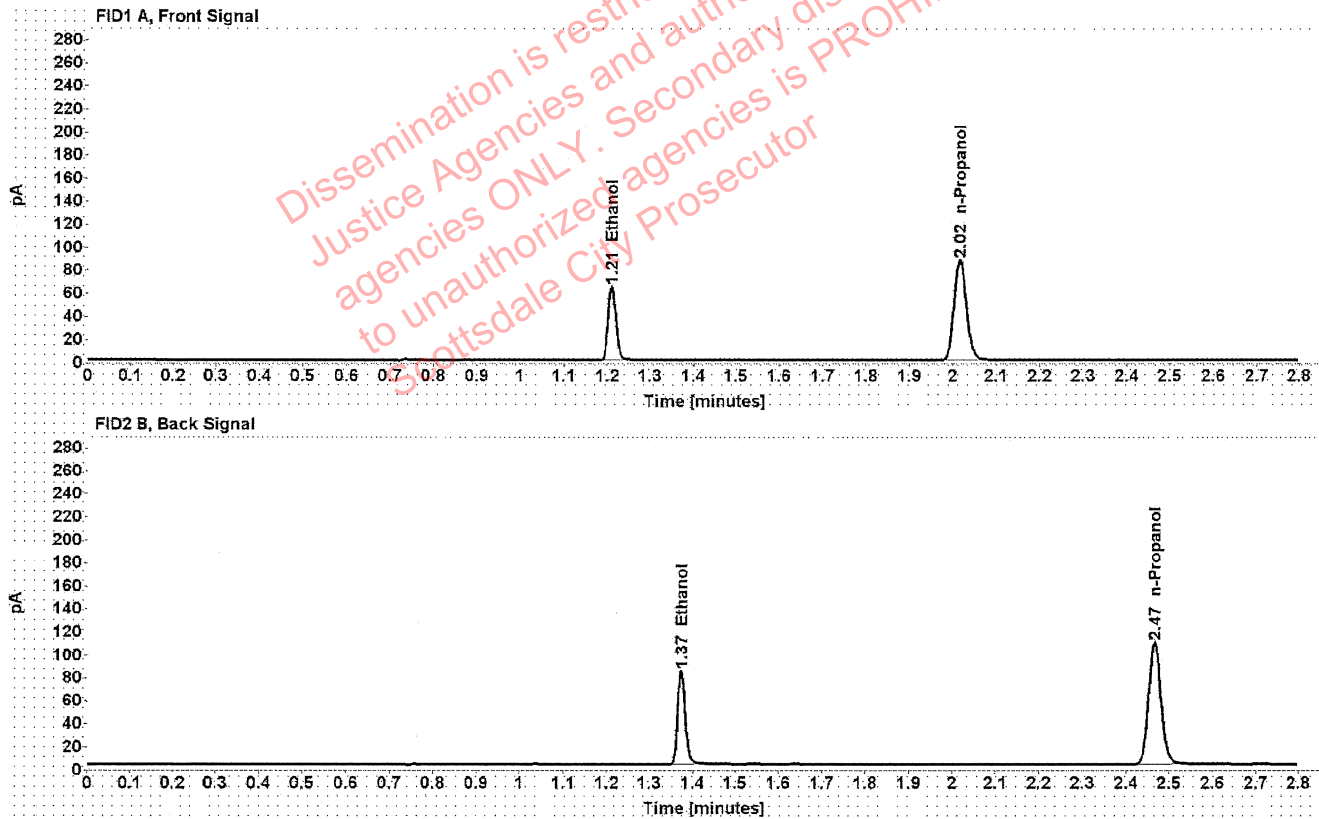


Table 1: FID 1 A (column DB-ALC1)

Compound	Amount (g/100mL)	Time (min)	Peak Area
>Ethanol	0.1275	1.210	81.611
n-Propanol	-----	2.016	174.006

Table 2: FID 2 B (column DB-ALC2)

Compound	Time (min)	Peak Area
Ethanol	1.374	101.475
n-Propanol	2.467	215.108

Scottsdale Police Department Crime Lab Volatiles Analysis

Sample:	VIAL192	Vial:	55
Description:	[REDACTED]	LIMS ID:	[REDACTED]
Method:	ethanol quant.M	Sequence:	12May21
Instrument:	US14173023 CN14160045	Injection date:	5/12/2021 3:01:43 PM
Data file:	C:\Chem32\1\Data\12May21\55.D	Analyst:	Canonico

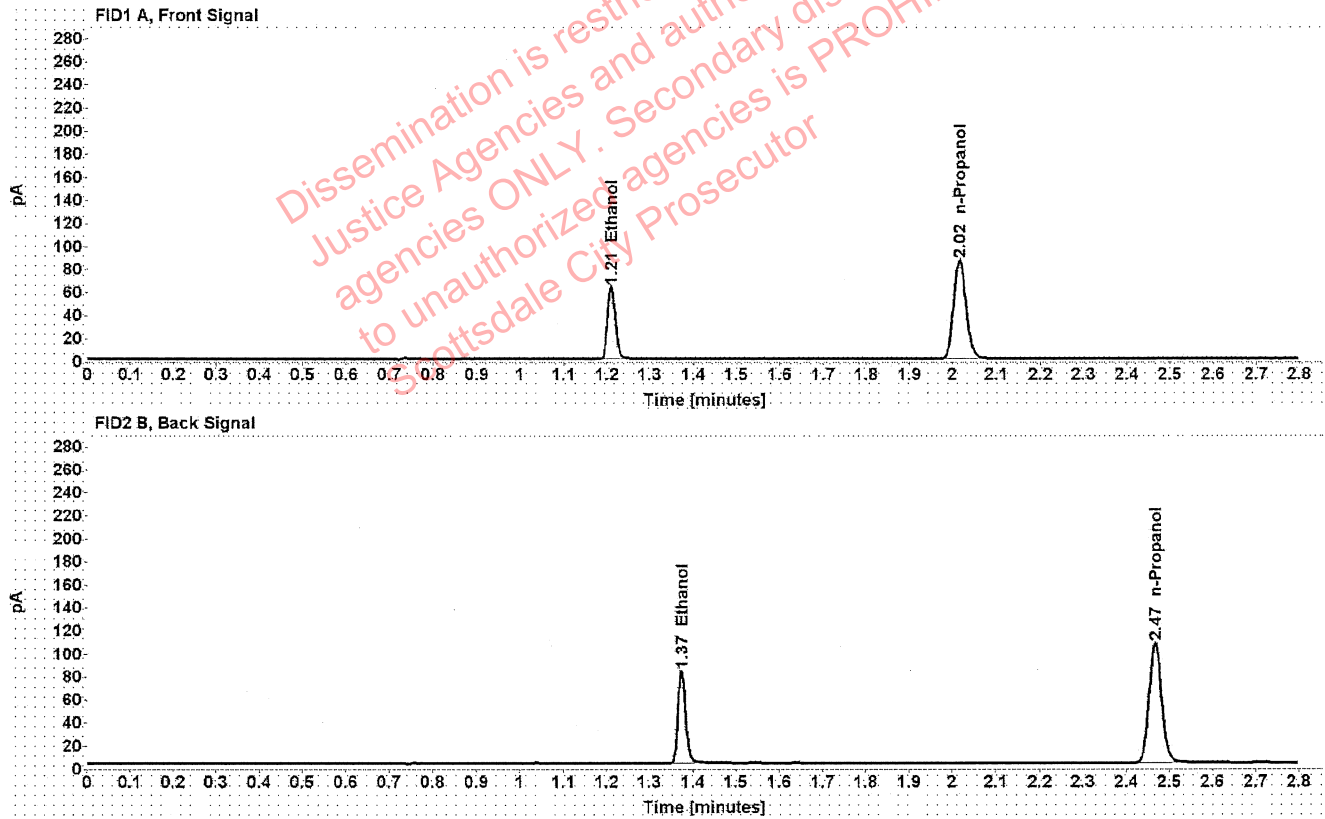


Table 1: FID 1 A (column DB-ALC1)

Compound	Amount (g/100mL)	Time (min)	Peak Area
>Ethanol	0.1274	1.210	80.412
n-Propanol	-----	2.016	171.560

Table 2: FID 2 B (column DB-ALC2)

Compound	Time (min)	Peak Area
Ethanol	1.374	99.907
n-Propanol	2.467	212.072

Scottsdale Police Department Crime Lab Volatiles Analysis

Sample:	VIAL143	Vial:	56
Description:	[REDACTED]	LIMS ID:	[REDACTED]
Method:	ethanol quant.M	Sequence:	12May21
Instrument:	US14173023 CN14160045	Injection date:	5/12/2021 3:05:44 PM
Data file:	C:\Chem32\1\Data\12May21\56.D	Analyst:	Canonico

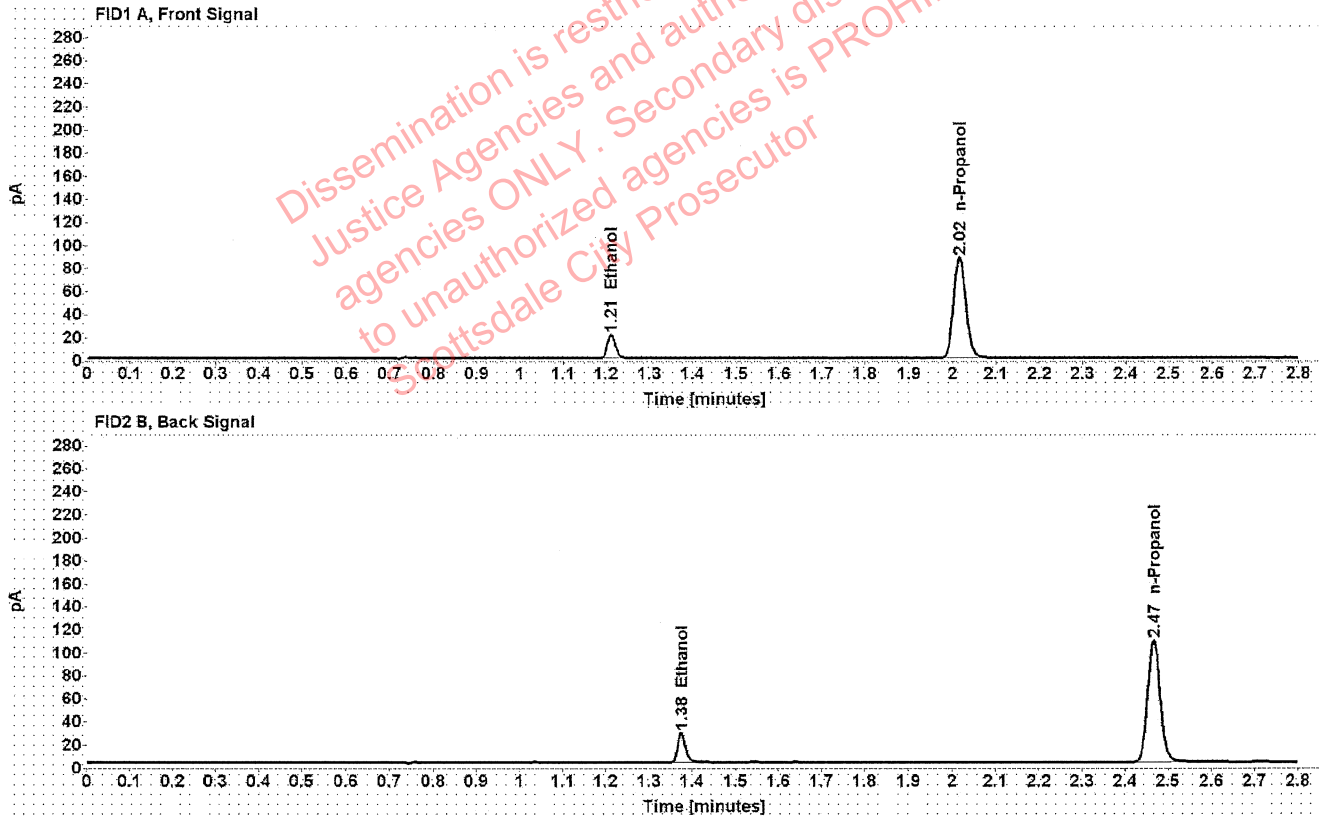


Table 1: FID 1 A (column DB-ALC1)

Compound	Amount (g/100mL)	Time (min)	Peak Area
>Ethanol	0.0411	1.212	26.023
n-Propanol	-----	2.016	174.767

Table 2: FID 2 B (column DB-ALC2)

Compound	Time (min)	Peak Area
Ethanol	1.375	32.343
n-Propanol	2.467	216.230

[REDACTED]: Canonico, Erika - (13-May-2021)

Case: [REDACTED] User: ecanonico 5/13/2021

Scottsdale Police Department Crime Lab Volatiles Analysis

Sample:	VIAL143	Vial:	57
Description:	[REDACTED]	LIMS ID:	[REDACTED]
Method:	ethanol quant.M	Sequence:	12May21
Instrument:	US14173023 CN14160045	Injection date:	5/12/2021 3:09:43 PM
Data file:	C:\Chem32\1\Data\12May21\57.D	Analyst:	Canonico

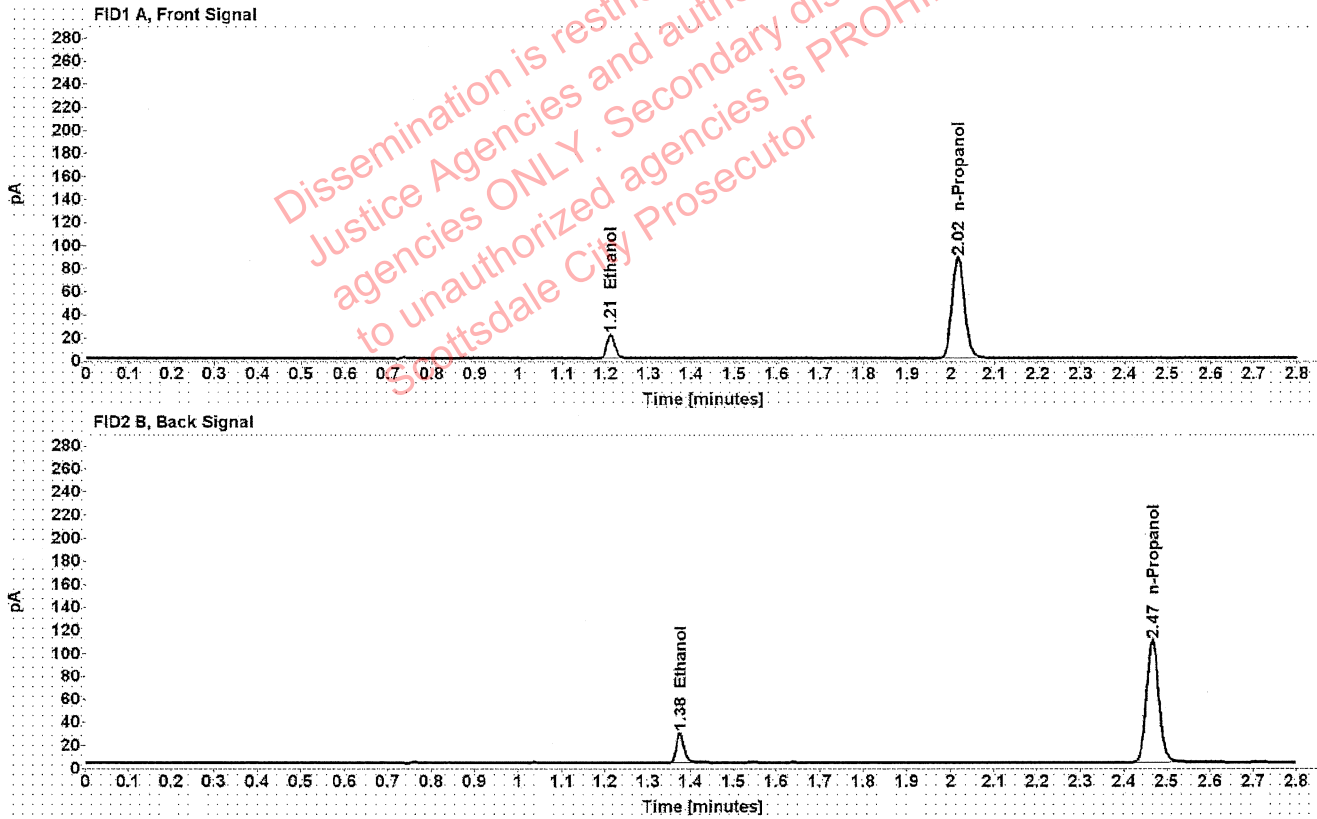


Table 1: FID 1 A (column DB-ALC1)

Compound	Amount (g/100mL)	Time (min)	Peak Area
>Ethanol	0.0410	1.211	26.000
n-Propanol	-----	2.016	174.907

Table 2: FID 2 B (column DB-ALC2)

Compound	Time (min)	Peak Area
Ethanol	1.375	32.376
n-Propanol	2.467	216.374

Scottsdale Police Department Crime Lab Volatiles Analysis

Sample:	VIAL242	Vial:	58
Description:	[REDACTED]	LIMS ID:	[REDACTED]
Method:	ethanol quant.M	Sequence:	12May21
Instrument:	US14173023 CN14160045	Injection date:	5/12/2021 3:13:43 PM
Data file:	C:\Chem32\1\Data\12May21\58.D	Analyst:	Canonico

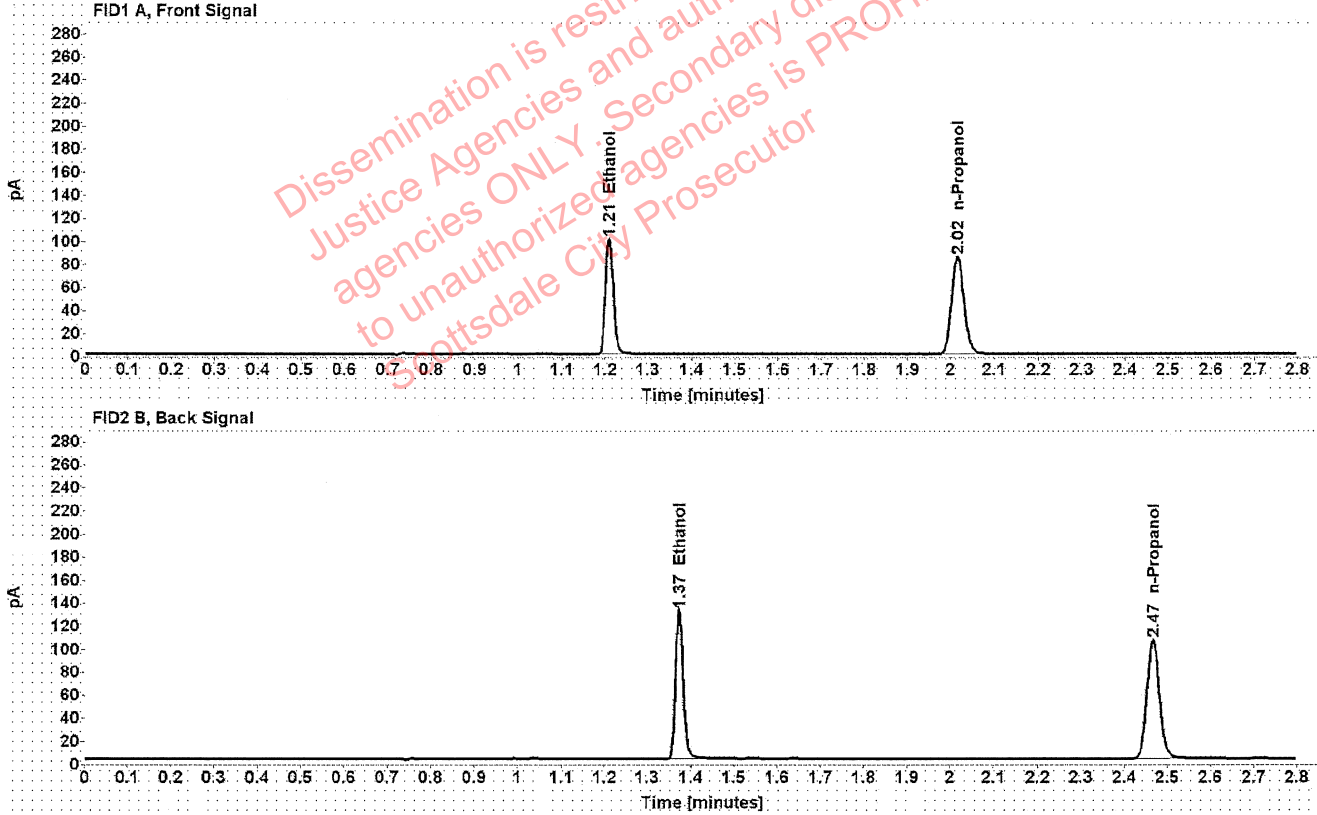


Table 1: FID 1 A (column DB-ALC1)

Compound	Amount (g/100mL)	Time (min)	Peak Area
>Ethanol	0.2050	1.210	128.570
n-Propanol	-----	2.016	170.031

Table 2: FID 2 B (column DB-ALC2)

Compound	Time (min)	Peak Area
Ethanol	1.374	160.971
n-Propanol	2.467	210.499

Scottsdale Police Department Crime Lab Volatiles Analysis

Sample:	VIAL242	Vial:	59
Description:	[REDACTED]	LIMS ID:	[REDACTED]
Method:	ethanol quant.M	Sequence:	12May21
Instrument:	US14173023 CN14160045	Injection date:	5/12/2021 3:17:44 PM
Data file:	C:\Chem32\1\Data\12May21\59.D	Analyst:	Canonico

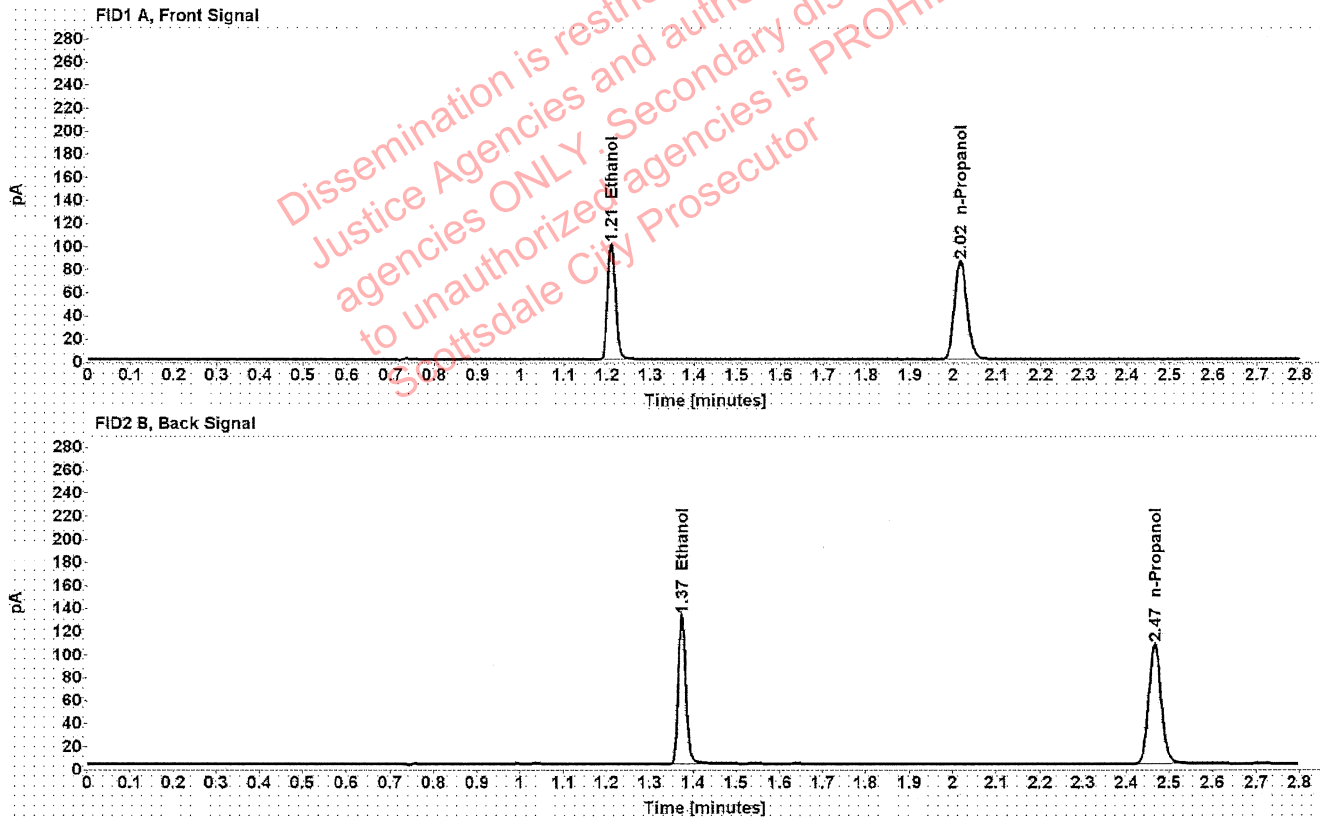


Table 1: FID 1 A (column DB-ALC1)

Compound	Amount (g/100mL)	Time (min)	Peak Area
>Ethanol	0.2030	1.210	128.299
n-Propanol	-----	2.016	171.296

Table 2: FID 2 B (column DB-ALC2)

Compound	Time (min)	Peak Area
Ethanol	1.374	160.971
n-Propanol	2.467	211.955

Scottsdale Police Department Crime Lab Volatiles Analysis

Sample:	VIAL292	Vial:	60
Description:	[REDACTED]	LIMS ID:	[REDACTED]
Method:	ethanol quant.M	Sequence:	12May21
Instrument:	US14173023 CN14160045	Injection date:	5/12/2021 3:21:44 PM
Data file:	C:\Chem32\1\Data\12May21\60.D	Analyst:	Canonico

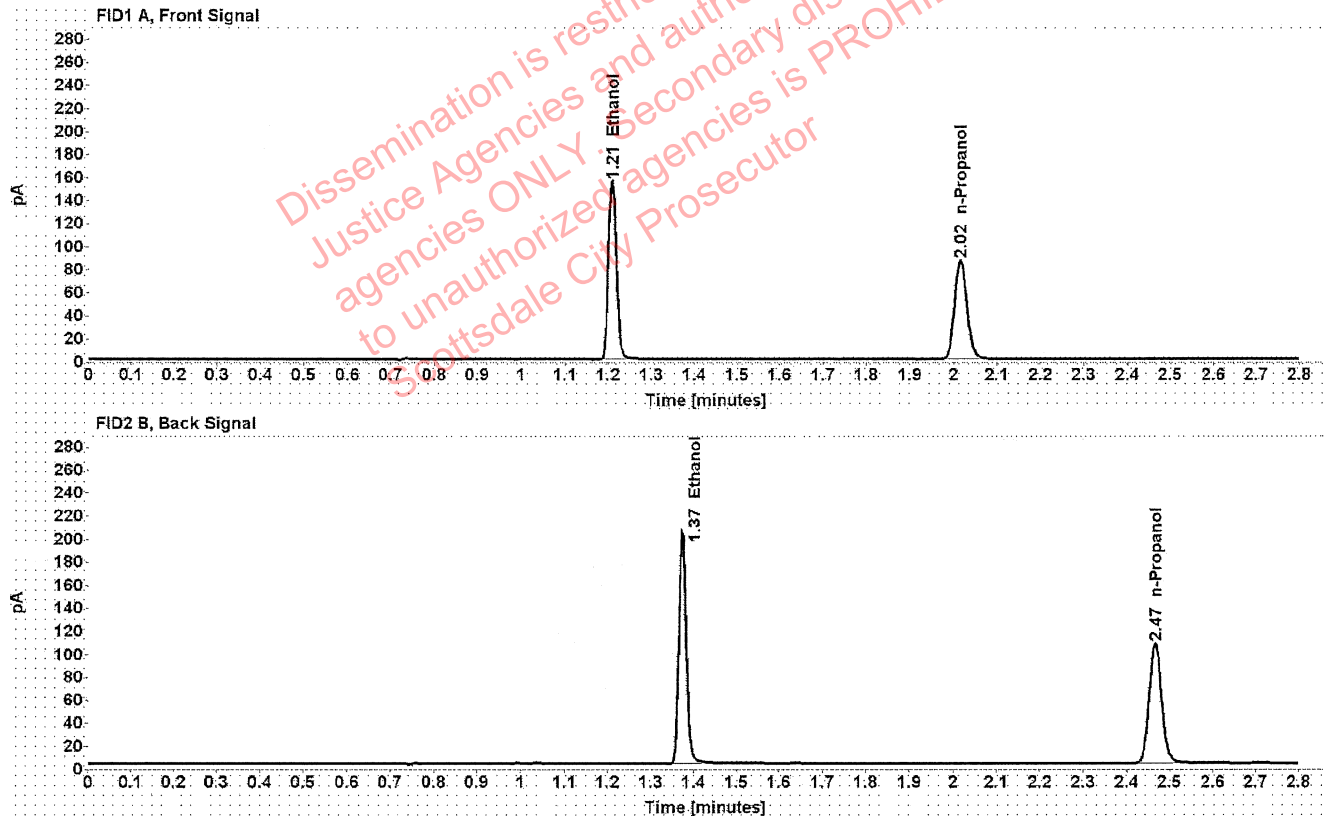


Table 1: FID 1 A (column DB-ALC1)

Compound	Amount (g/100mL)	Time (min)	Peak Area
>Ethanol	0.3118	1.209	198.373
n-Propanol	-----	2.016	172.233

Table 2: FID 2 B (column DB-ALC2)

Compound	Time (min)	Peak Area
Ethanol	1.374	248.887
n-Propanol	2.467	213.382

██████████: Canonico, Erika - (13-May-2021)

Case: ██████████ User: ecanonico 5/13/2021

Scottsdale Police Department Crime Lab Volatiles Analysis

Sample:	VIAL292	Vial:	61
Description:	██████████	LIMS ID:	██████████
Method:	ethanol quant.M	Sequence:	12May21
Instrument:	US14173023 CN14160045	Injection date:	5/12/2021 3:25:58 PM
Data file:	C:\Chem32\1\Data\12May21\61.D	Analyst:	Canonico

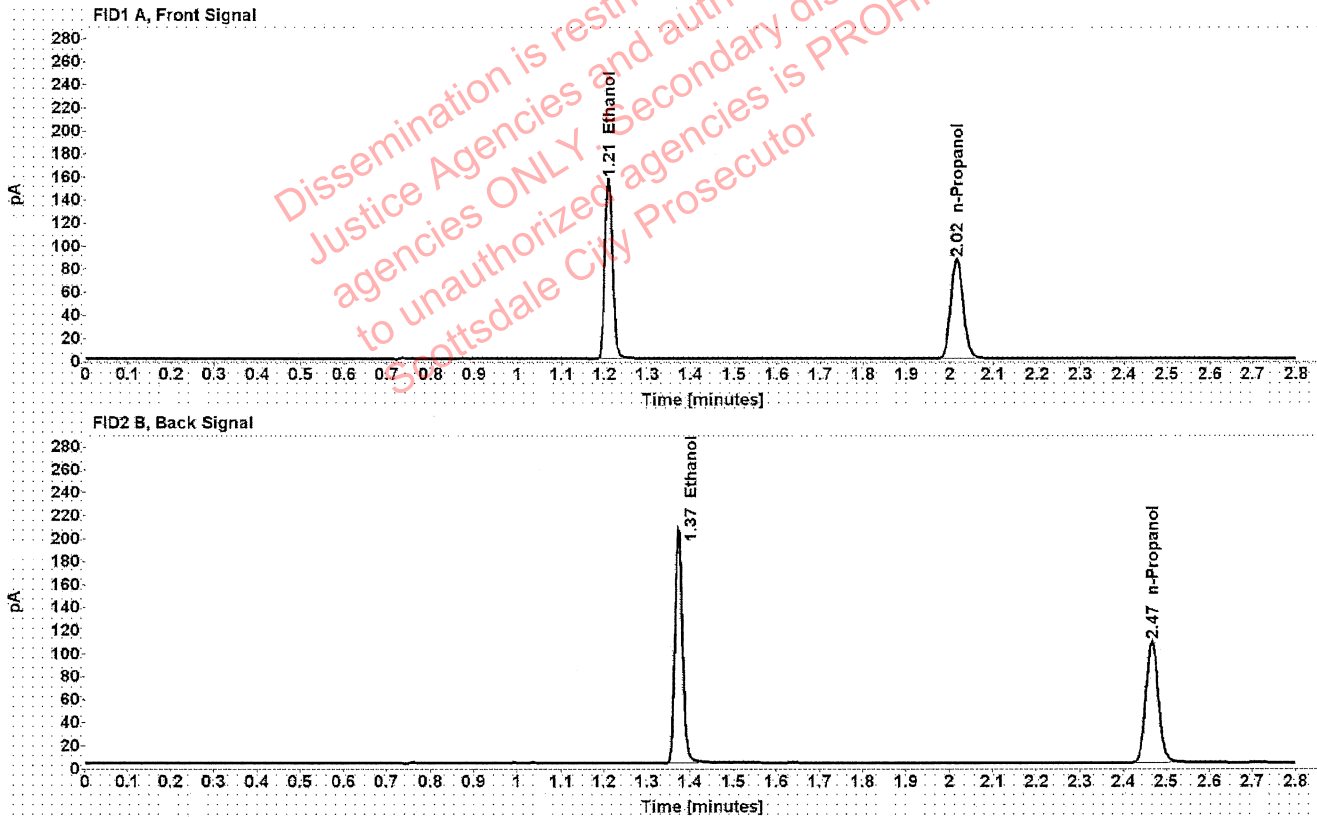


Table 1: FID 1 A (column DB-ALC1)

Compound	Amount (g/100mL)	Time (min)	Peak Area
>Ethanol	0.3127	1.209	200.061
n-Propanol	-----	2.016	173.193

Table 2: FID 2 B (column DB-ALC2)

Compound	Time (min)	Peak Area
Ethanol	1.374	251.043
n-Propanol	2.467	214.528