

SCOTTSDALE POLICE DEPARTMENT CRIME LABORATORY BLOOD ALCOHOL FACE SHEET

ANALYSIS DATE 05/11/2022 SEQUENCE NAME 11May22

EQUIPMENT

Pipettor Hamilton ML600EH7497 Hamilton ML600GJ10749
 Gas Chromatograph Agilent US14173023

INSTRUMENT CALIBRATION

Vial 1 0.02 calibrator Lot FN06141806 Coefficient of determination (r²)
 Vial 2 0.10 calibrator Lot FN05311902 0.99983
 Vial 3 0.20 calibrator Lot FN05101903
 Vial 4 0.40 calibrator Lot FN10051906

CALIBRATION VERIFICATION AND RESOLUTION TEST


Vial	Sample	Expected result	Measured result	Manufacturer/lot
5	Blank	Not detected	Not detected	SPD lab 032922AQ
6	Volatiles mixture	6 compounds	6 compounds	SPD lab 050721MIX
7	Aqueous control	0.400 g/dL	0.396 g/dL	Lipomed 11092018-A
8	Aqueous control	0.040 g/dL	0.040 g/dL	Lipomed 14082019-B
9	Blood control	0.199 g/dL	0.199 g/dL	ACQ 4110320133/2
20	Aqueous control	0.080 g/dL	0.080 g/dL	Lipomed 20012020-B
31	Aqueous control	0.080 g/dL	0.080 g/dL	Lipomed 20012020-B
42	Blood control	0.199 g/dL	0.203 g/dL	ACQ 4110320133/2
53	Aqueous control	0.080 g/dL	0.081 g/dL	Lipomed 20012020-B
64	Aqueous control	0.400 g/dL	0.403 g/dL	Lipomed 11092018-A
65	Aqueous control	0.040 g/dL	0.041 g/dL	Lipomed 14082019-B
66	Blood control	0.199 g/dL	0.200 g/dL	ACQ 4110320133/2
67	Blank	Not detected	Not detected	SPD lab 101921WB

SUBJECT SAMPLES

Subjects in the sequence 21 Subjects requiring reanalysis 0

ADDITIONAL NOTES: This batch includes four proficiency samples.

Run valid
 Run invalid


 Analyst

Run valid
 Run invalid


 Technical Reviewer

Scottsdale Police Department Crime Laboratory Sequence Quality Assurance Summary

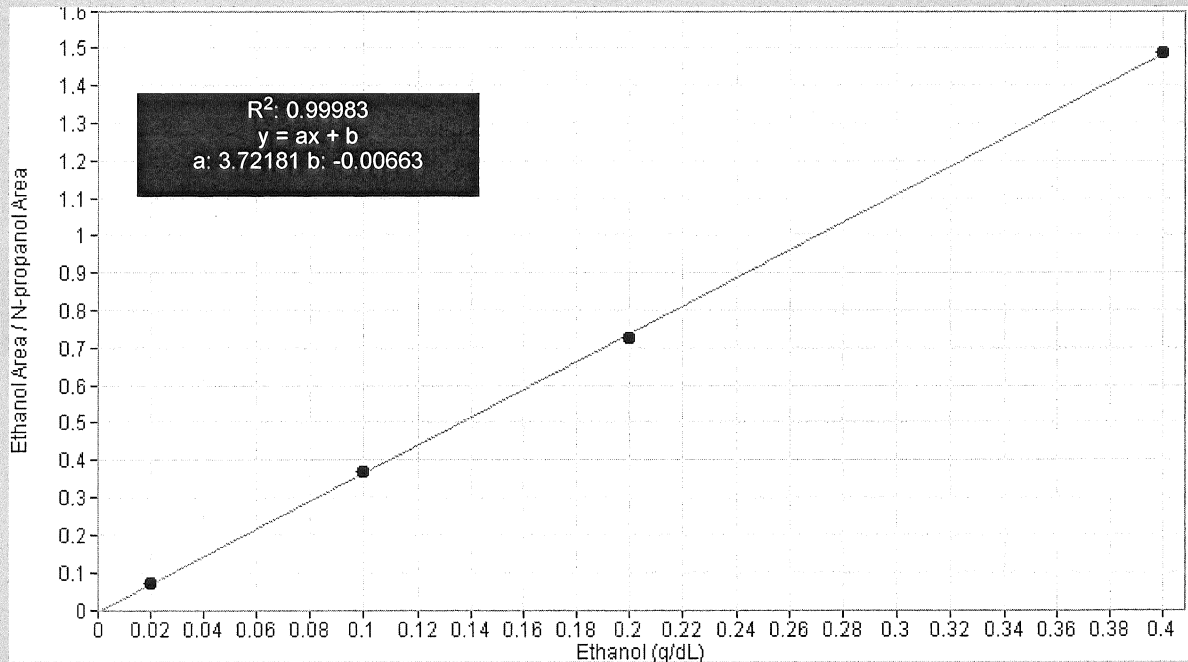
SEQUENCE NAME: 11May22

ANALYST: Abbott *oh*

Sample Name	Vial	Measured Value (g/dL)	Expected Value (g/dL)	Percent Difference	Absolute Difference (g/dL)
blank 032922AQ	5	negative	negative	-	-
0.400 11092018-A	7	0.396	0.400	1.00	-0.004
0.040 14082019-B	8	0.040	0.040	0.00	0.000
0.199 4110320133/2	9	0.199	0.199	0.00	0.000
0.080 20012020-B	20	0.080	0.080	0.00	0.000
0.080 20012020-B	31	0.080	0.080	0.00	0.000
0.199 4110320133/2	42	0.203	0.199	2.01	0.004
0.080 20012020-B	53	0.081	0.080	1.25	0.001
0.400 11092018-A	64	0.403	0.400	0.75	0.003
0.040 14082019-B	65	0.041	0.040	2.50	0.001
0.199 4110320133/2	66	0.200	0.199	0.50	0.001
blank 101921WB	67	negative	negative	-	-

Calibrator	Ethanol Area	N-propanol Area	Ratio
0.020	11.637	164.159	0.071
0.100	63.048	170.541	0.370
0.200	118.751	163.643	0.726
0.400	248.582	167.177	1.487

Calibration Line



Scottsdale Police Department Crime Lab Volatiles Analysis

Sample:	FN06141806	Vial:	1
Description:	0.020 calibrator	Sequence:	11May22
Method:	ethanol quant.M	Injection date:	5/11/2022 11:55:13 AM
Instrument:	US14173023 CN14160045	Analyst:	Abbott <i>dr</i>
Data file:	C:\Chem32\1\Data\11May22\1.D		

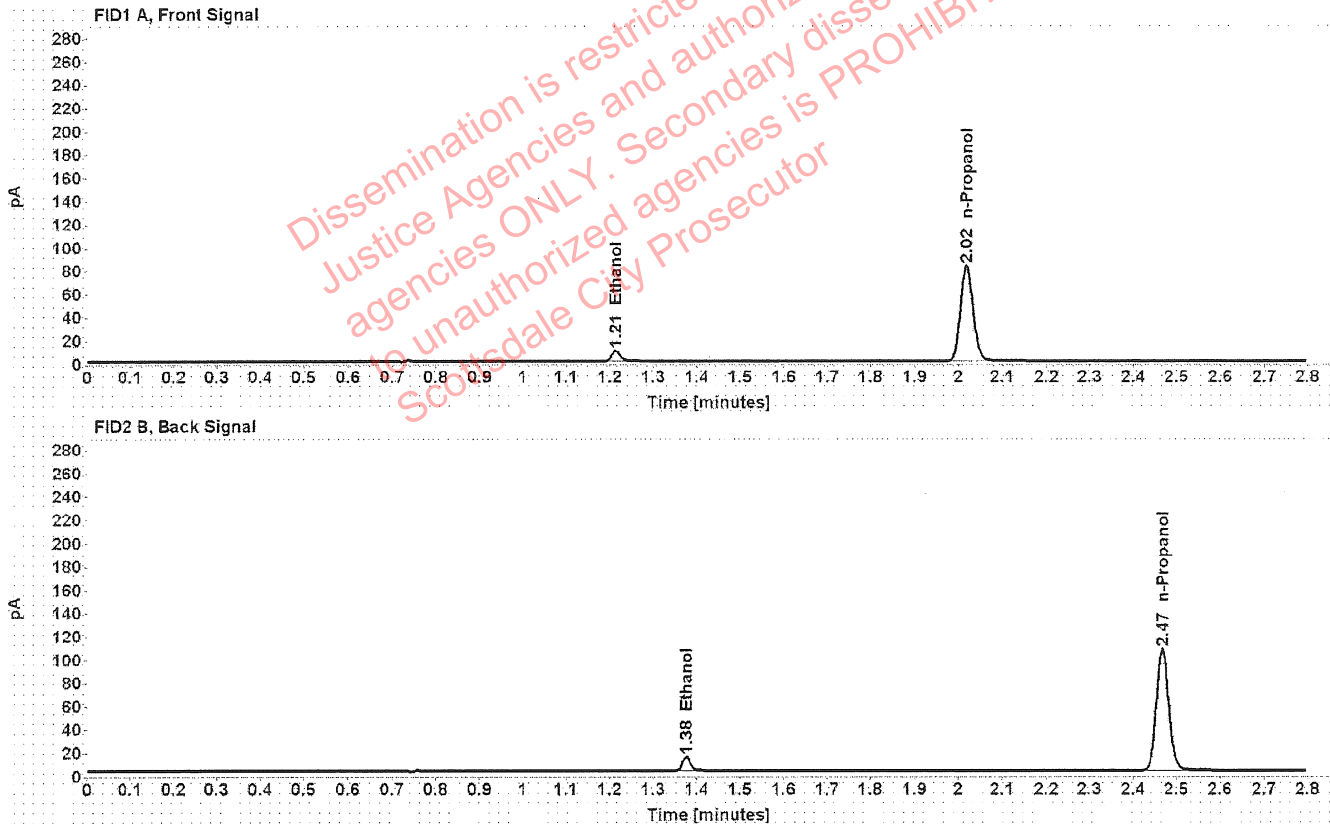


Table 1: FID 1 A (column DB-ALC1)

Compound	Time (min)	Peak Area
Ethanol	1.214	11.637
n-Propanol	2.018	164.159

Table 2: FID 2 B (column DB-ALC2)

Compound	Time (min)	Peak Area
Ethanol	1.376	14.846
n-Propanol	2.468	209.013

Scottsdale Police Department Crime Lab Volatiles Analysis

Sample:	FN05311902	Vial:	2
Description:	0.100 calibrator	Sequence:	11May22
Method:	ethanol quant.M	Injection date:	5/11/2022 11:59:14 AM
Instrument:	US14173023 CN14160045	Analyst:	Abbott <i>JA</i>
Data file:	C:\Chem32\1\Data\11May22\2.D		

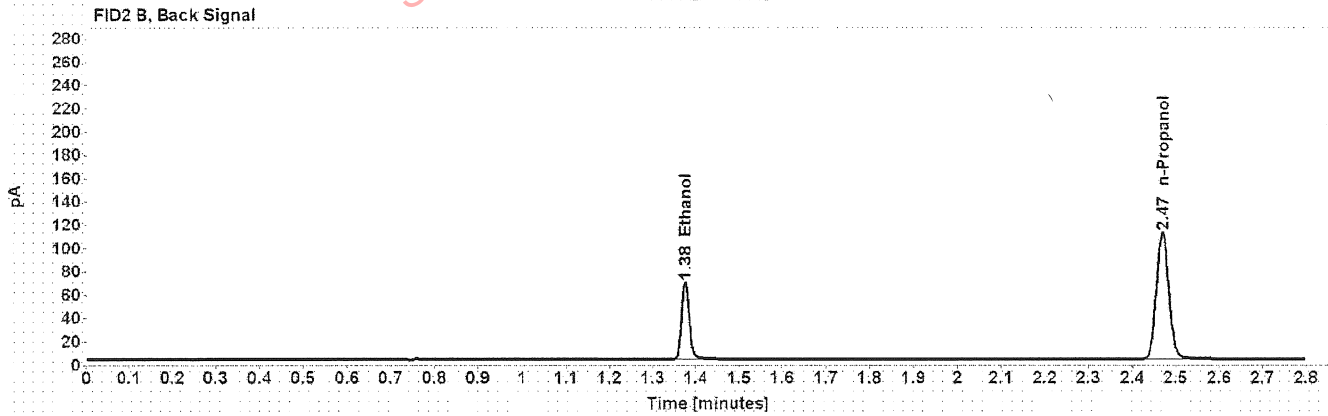
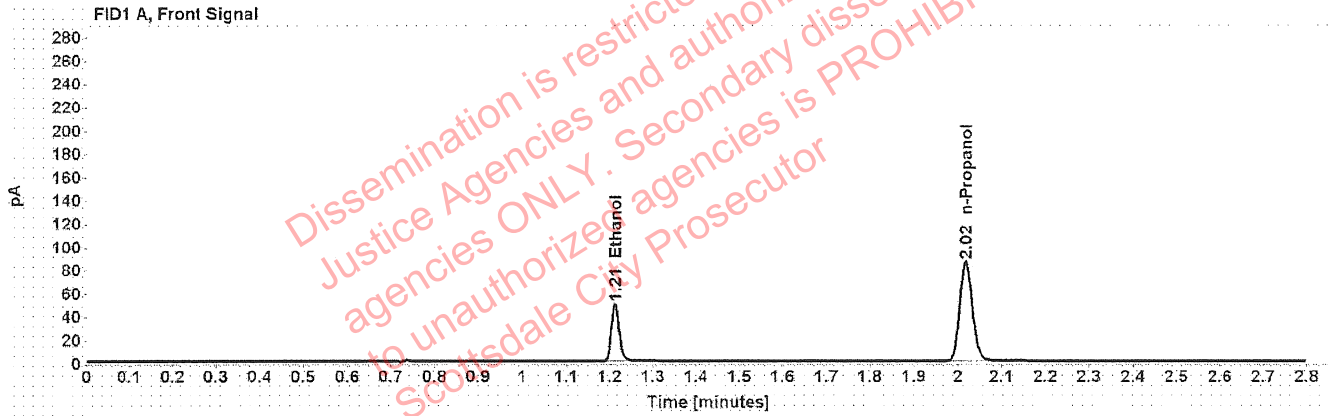


Table 1: FID 1 A (column DB-ALC1)

Compound	Time (min)	Peak Area
Ethanol	1.212	63.048
n-Propanol	2.019	170.541

Table 2: FID 2 B (column DB-ALC2)

Compound	Time (min)	Peak Area
Ethanol	1.376	80.499
n-Propanol	2.469	217.273

Scottsdale Police Department Crime Lab Volatiles Analysis

Sample:	FN05101903	Vial:	3
Description:	0.200 calibrator	Sequence:	11May22
Method:	ethanol quant.M	Injection date:	5/11/2022 12:03:14 PM
Instrument:	US14173023 CN14160045	Analyst:	Abbott <i>Abbott</i>
Data file:	C:\Chem32\1\Data\11May22\3.D		

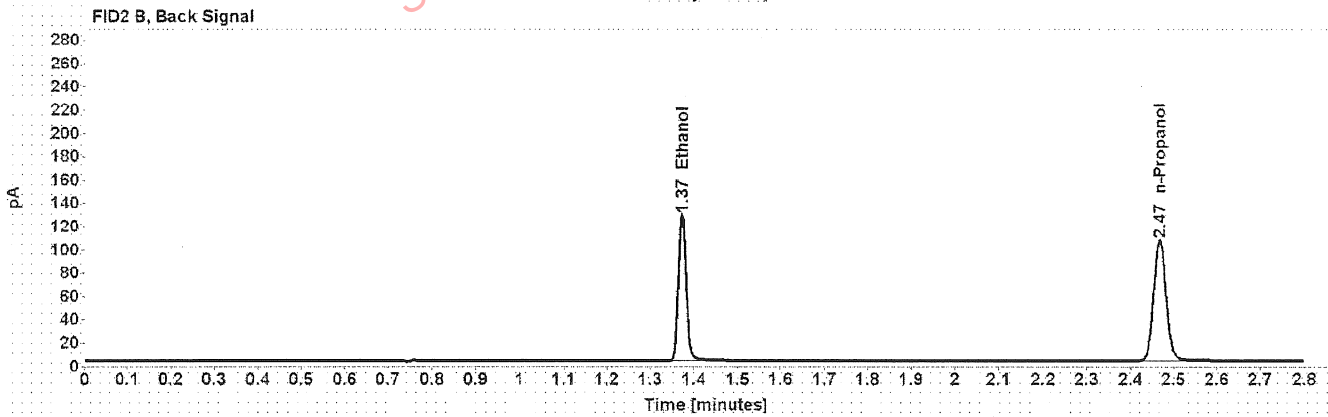
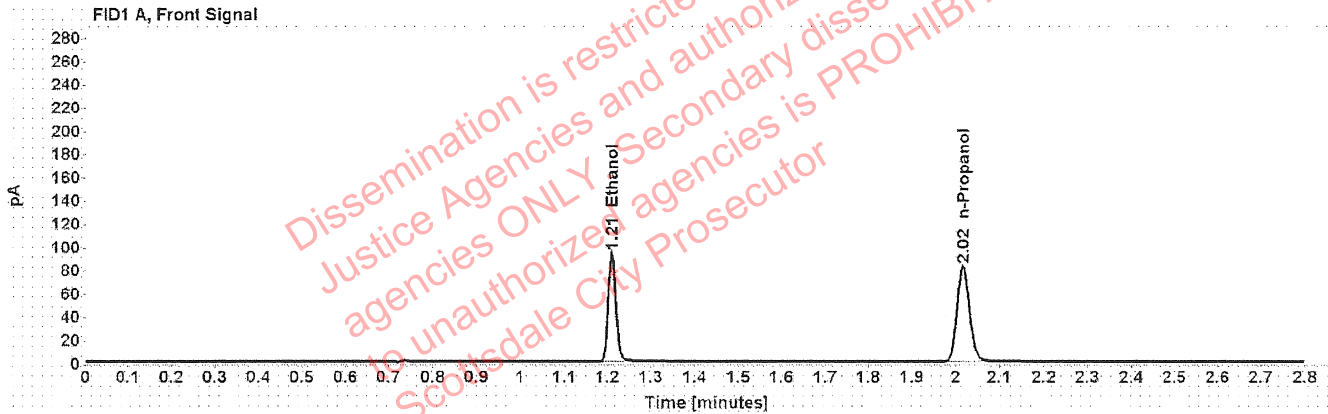


Table 1: FID 1 A (column DB-ALC1)

Compound	Time (min)	Peak Area
Ethanol	1.210	118.751
n-Propanol	2.017	163.643

Table 2: FID 2 B (column DB-ALC2)

Compound	Time (min)	Peak Area
Ethanol	1.373	151.948
n-Propanol	2.468	208.363

Scottsdale Police Department Crime Lab Volatiles Analysis

Sample:	FN10051906	Vial:	4
Description:	0.400 calibrator	Sequence:	11May22
Method:	ethanol quant.M	Injection date:	5/11/2022 12:07:13 PM
Instrument:	US14173023 CN14160045	Analyst:	Abbott <i>Abbott</i>
Data file:	C:\Chem32\1\Data\11May22\4.D		

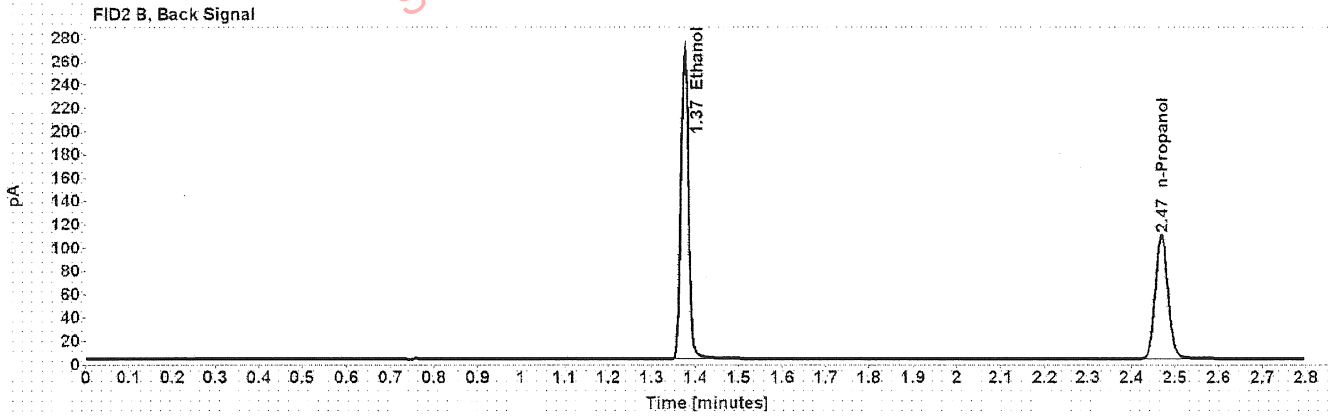
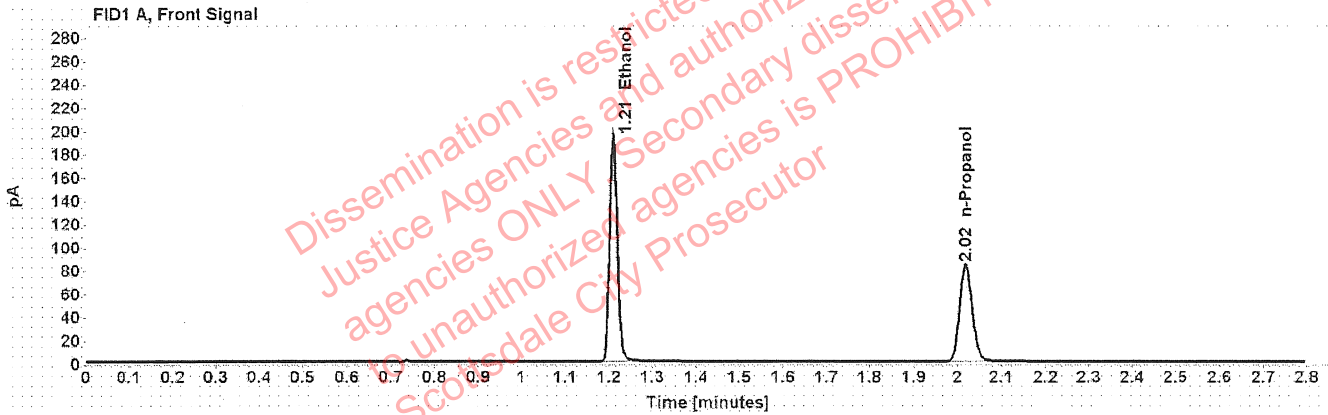


Table 1: FID 1 A (column DB-ALC1)

Compound	Time (min)	Peak Area
Ethanol	1.211	248.582
n-Propanol	2.018	167.177

Table 2: FID 2 B (column DB-ALC2)

Compound	Time (min)	Peak Area
Ethanol	1.375	318.778
n-Propanol	2.469	213.045

Scottsdale Police Department Crime Lab Volatiles Analysis

Sample:	032922AQ	Vial:	5
Description:	Negative	LIMS ID:	
Method:	ethanol quant.M	Sequence:	11May22
Instrument:	US14173023 CN14160045	Injection date:	5/11/2022 12:11:14 PM
Data file:	C:\Chem32\1\Data\11May22\5.D	Analyst:	Abbott DA

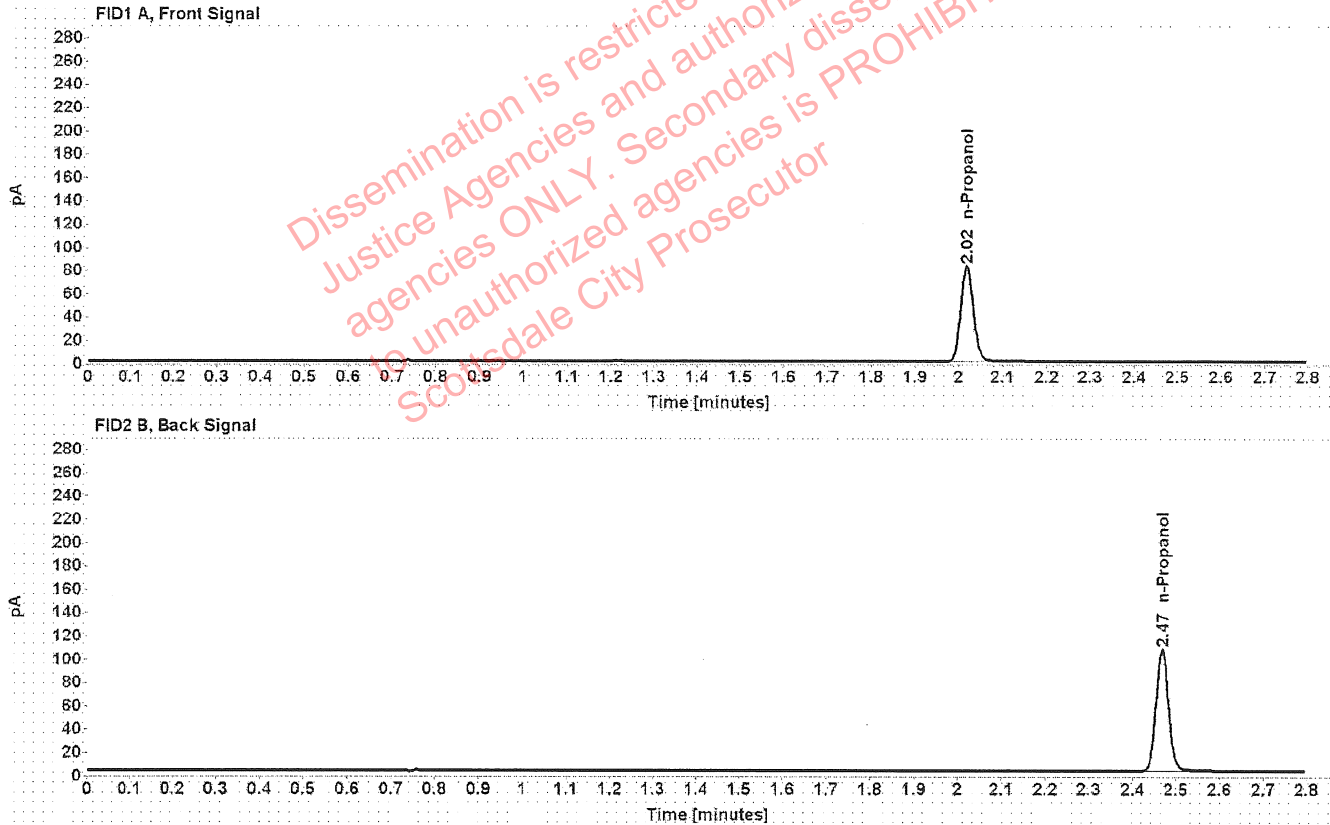


Table 1: FID 1 A (column DB-ALC1)

Compound	Amount (g/100mL)	Time (min)	Peak Area
n-Propanol	-----	2.018	164.608

Table 2: FID 2 B (column DB-ALC2)

Compound	Time (min)	Peak Area
n-Propanol	2.468	209.814

Scottsdale Police Department Crime Lab Volatiles Analysis

Sample:	050721MIX	Vial:	6
Description:	Volatiles mix	LIMS ID:	
Method:	ethanol quant.M	Sequence:	11May22
Instrument:	US14173023 CN14160045	Injection date:	5/11/2022 12:15:14 PM
Data file:	C:\Chem32\1\Data\11May22\6.D	Analyst:	Abbott <i>du</i>

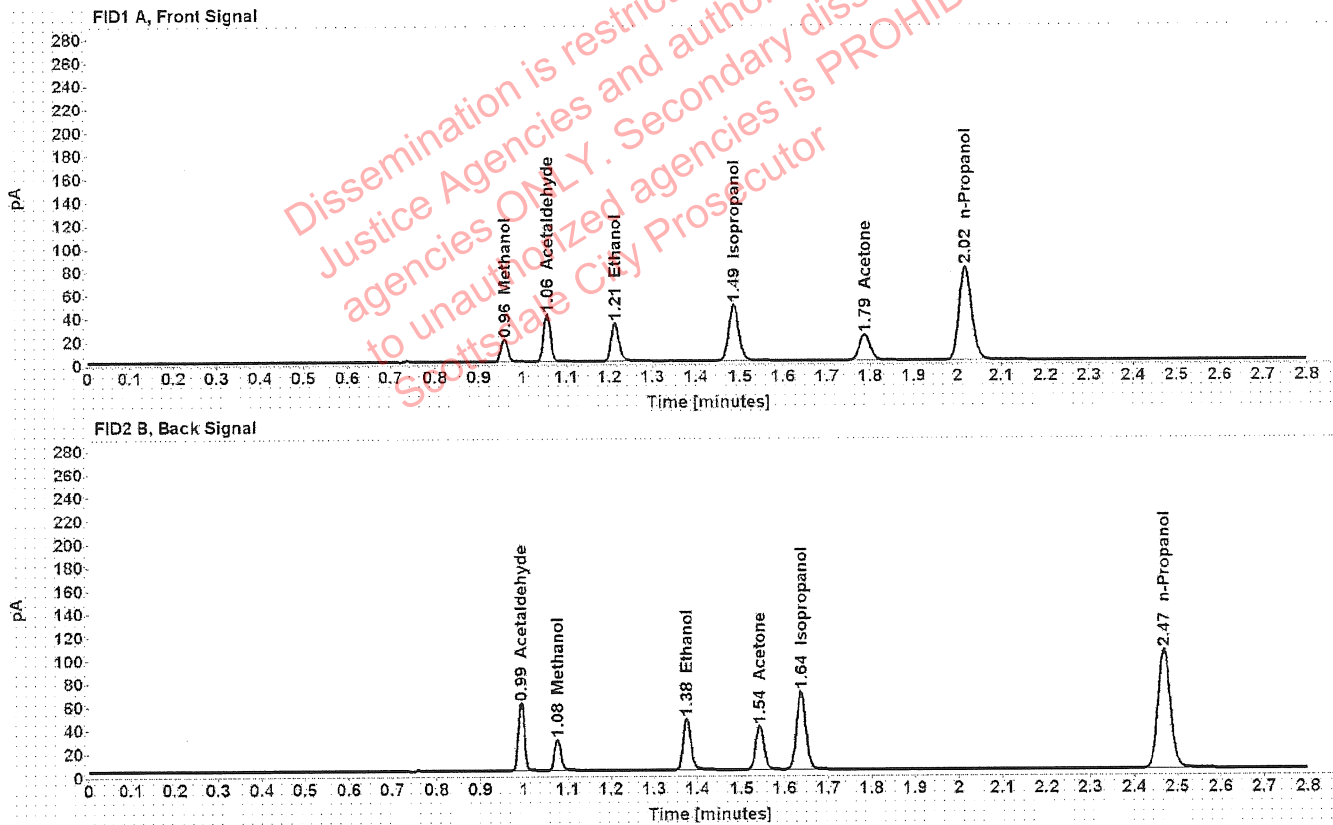


Table 1: FID 1 A (column DB-ALC1)

Compound	Amount (g/100mL)	Time (min)	Peak Area
Methanol	-----	0.958	21.365
Acetaldehyde	-----	1.056	43.995
>Ethanol	0.0721	1.212	42.120
Isopropanol	-----	1.485	77.063
Acetone	-----	1.786	38.569
n-Propanol	-----	2.018	160.877

Table 2: FID 2 B (column DB-ALC2)

Compound	Time (min)	Peak Area
Acetaldehyde	0.993	57.155
Methanol	1.077	27.866
Ethanol	1.376	53.721
Acetone	1.542	49.057
Isopropanol	1.637	99.923
n-Propanol	2.469	204.818

Scottsdale Police Department Crime Lab Volatiles Analysis

Sample: 11092018-A	Vial: 7
Description: 0.400	LIMS ID:
Method: ethanol quant.M	Sequence: 11May22
Instrument: US14173023 CN14160045	Injection date: 5/11/2022 12:19:29 PM
Data file: C:\Chem32\1\Data\11May22\7.D	Analyst: Abbott DR

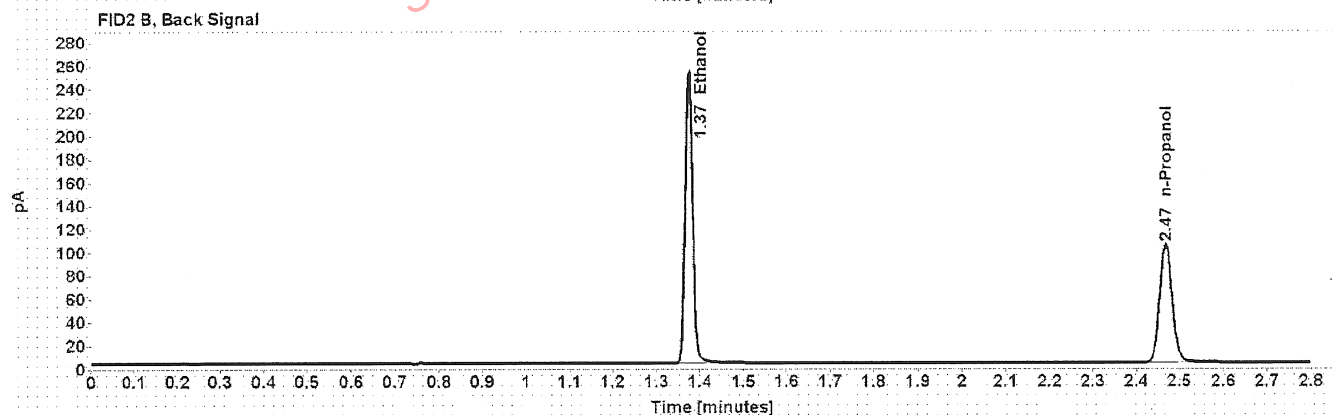
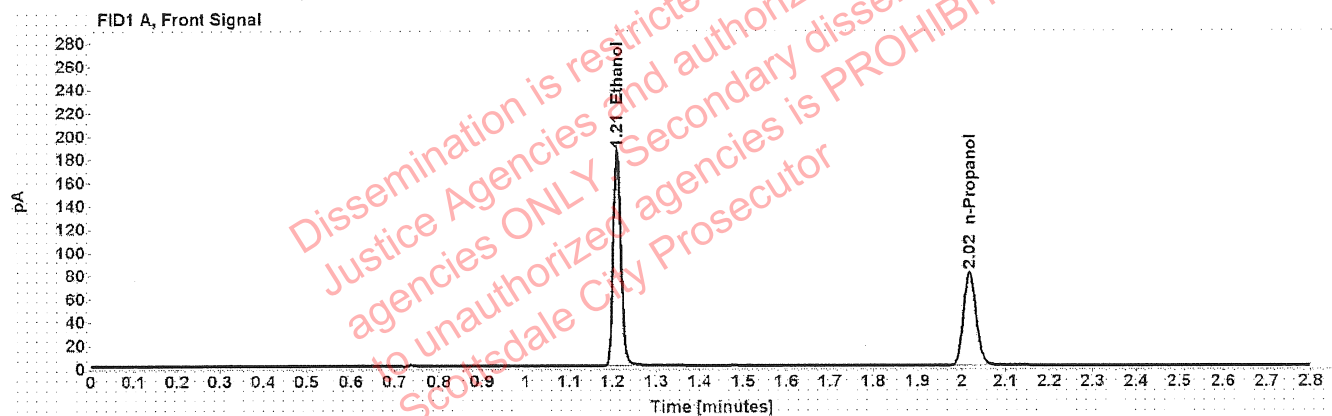


Table 1: FID 1 A (column DB-ALC1)

Compound	Amount (g/100mL)	Time (min)	Peak Area
>Ethanol	0.3967	1.210	235.942
n-Propanol	-----	2.018	160.519

Table 2: FID 2 B (column DB-ALC2)

Compound	Time (min)	Peak Area
Ethanol	1.374	302.035
n-Propanol	2.469	204.371

Scottsdale Police Department Crime Lab Volatiles Analysis

Sample:	14082019-B	Vial:	8
Description:	0.040	LIMS ID:	
Method:	ethanol quant.M	Sequence:	11May22
Instrument:	US14173023 CN14160045	Injection date:	5/11/2022 12:23:28 PM
Data file:	C:\Chem32\1\Data\11May22\8.D	Analyst:	Abbott <i>JA</i>

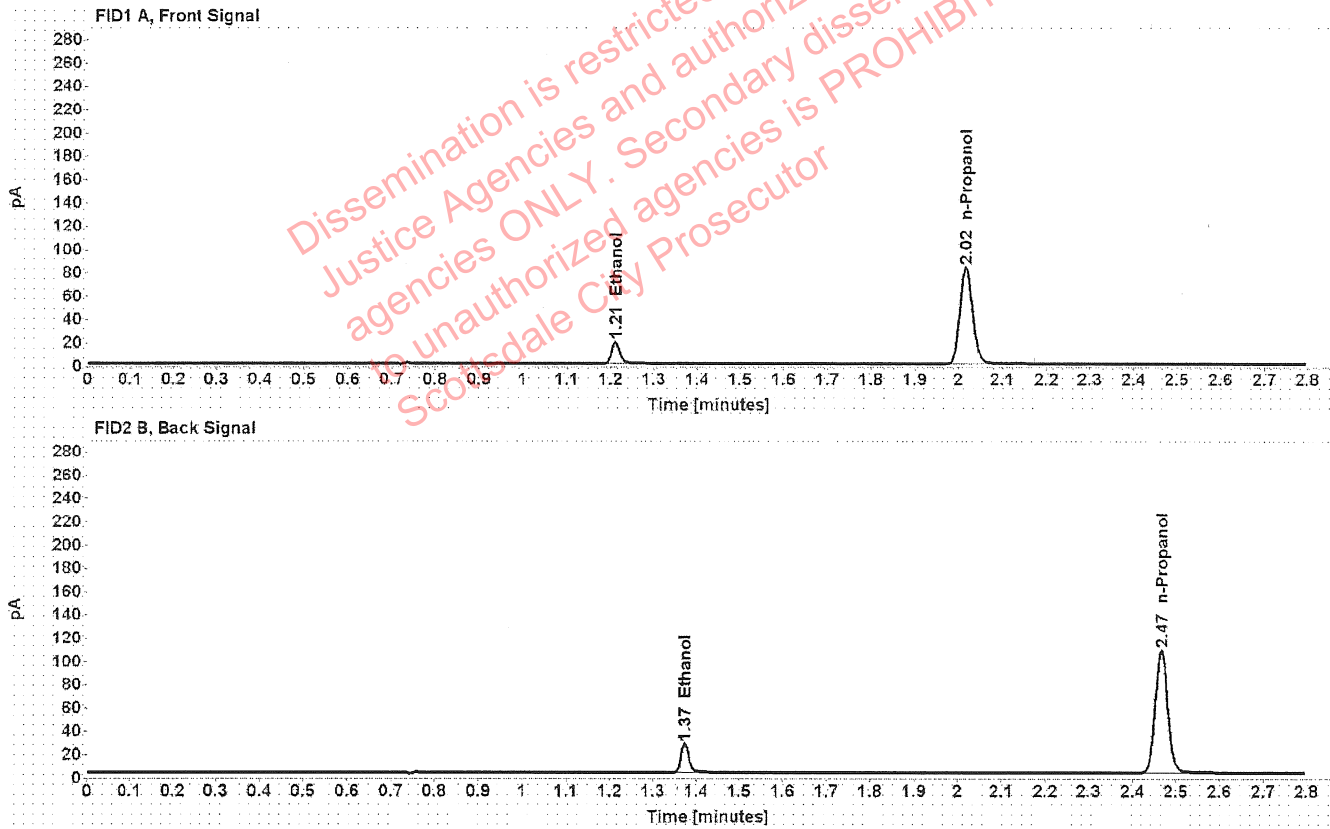


Table 1: FID 1 A (column DB-ALC1)

Compound	Amount (g/100mL)	Time (min)	Peak Area
>Ethanol	0.0406	1.211	23.994
n-Propanol	-----	2.017	166.195

Table 2: FID 2 B (column DB-ALC2)

Compound	Time (min)	Peak Area
Ethanol	1.373	30.620
n-Propanol	2.466	212.131

Scottsdale Police Department Crime Lab Volatiles Analysis

Sample: 4110320133/2	Vial: 9
Description: 0.199	LIMS ID:
Method: ethanol quant.M	Sequence: 11May22
Instrument: US14173023 CN14160045	Injection date: 5/11/2022 12:27:29 PM
Data file: C:\Chem32\1\Data\11May22\9.D	Analyst: Abbott <i>JA</i>

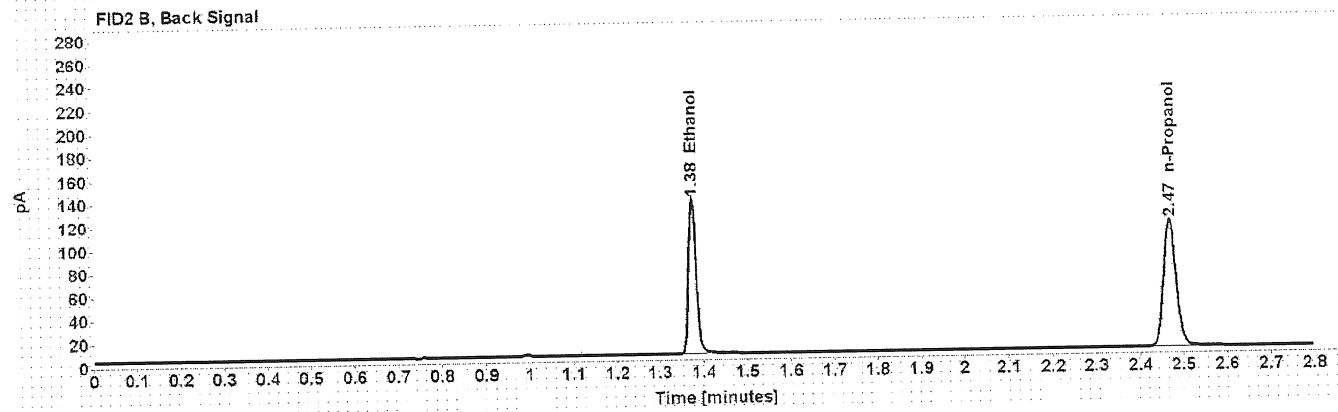
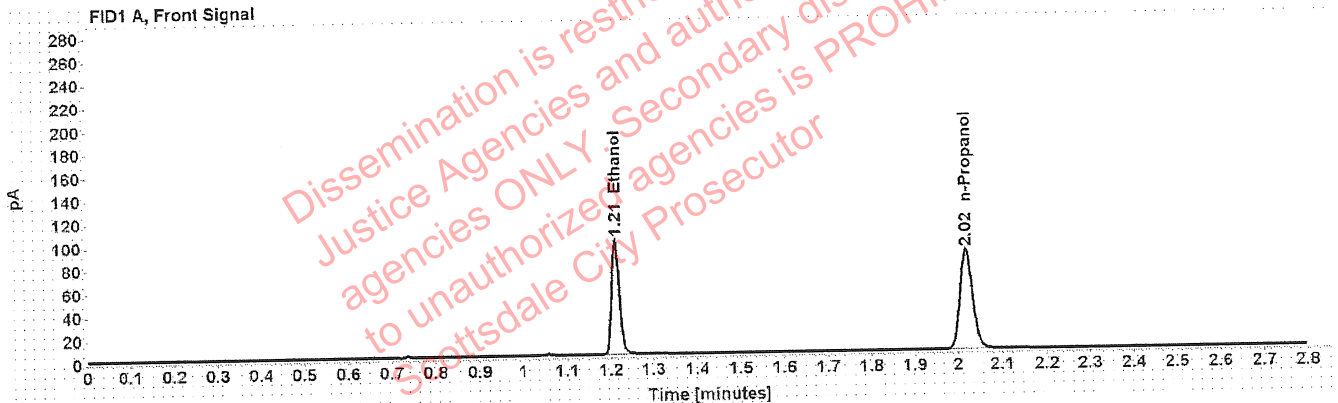


Table 1: FID 1 A (column DB-ALC1)

Compound	Amount (g/100mL)	Time (min)	Peak Area
>Ethanol	0.1992	1.211	126.182
n-Propanol	-----	2.018	171.723

Table 2: FID 2 B (column DB-ALC2)

Compound	Time (min)	Peak Area
Ethanol	1.375	161.386
n-Propanol	2.469	218.973

Scottsdale Police Department Crime Lab Volatiles Analysis

Sample:	20012020-B	Vial:	20
Description:	0.080	LIMS ID:	
Method:	ethanol quant.M	Sequence:	11May22
Instrument:	US14173023 CN14160045	Injection date:	5/11/2022 1:11:58 PM
Data file:	C:\Chem32\1\Data\11May22\20.D	Analyst:	Abbott JA

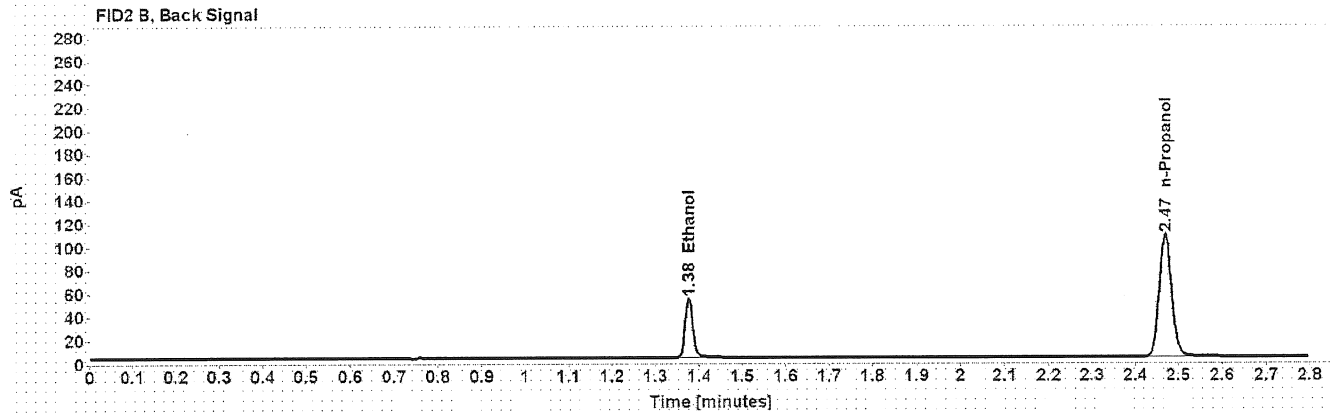
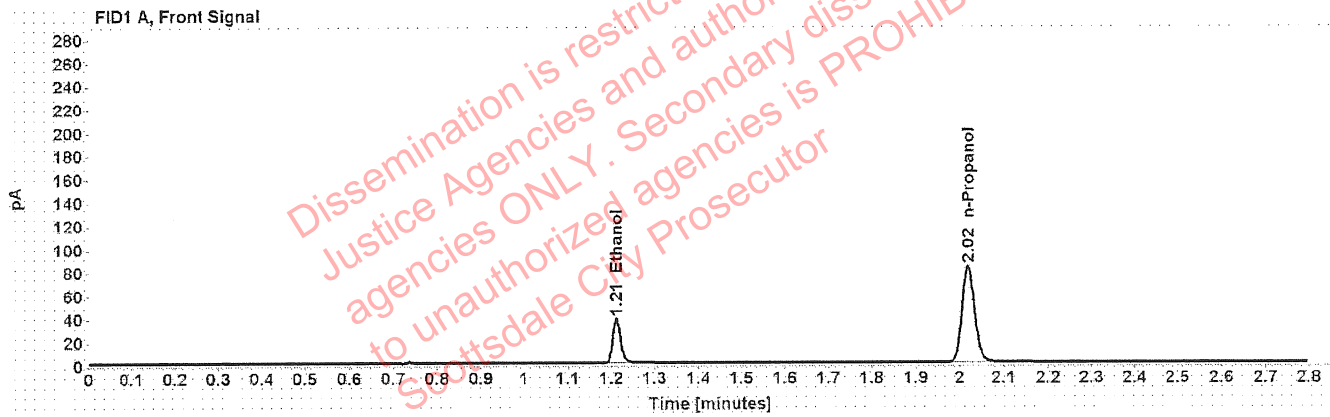


Table 1: FID 1 A (column DB-ALC1)

Compound	Amount (g/100mL)	Time (min)	Peak Area
>Ethanol	0.0806	1.212	48.582
n-Propanol	-----	2.019	165.635

Table 2: FID 2 B (column DB-ALC2)

Compound	Time (min)	Peak Area
Ethanol	1.376	62.157
n-Propanol	2.470	211.145

Scottsdale Police Department Crime Lab Volatiles Analysis

Sample: 20012020-B	Vial: 31
Description: 0.080	LIMS ID:
Method: ethanol quant.M	Sequence: 11May22
Instrument: US14173023 CN14160045	Injection date: 5/11/2022 1:56:29 PM
Data file: C:\Chem32\1\Data\11May22\31.D	Analyst: Abbott

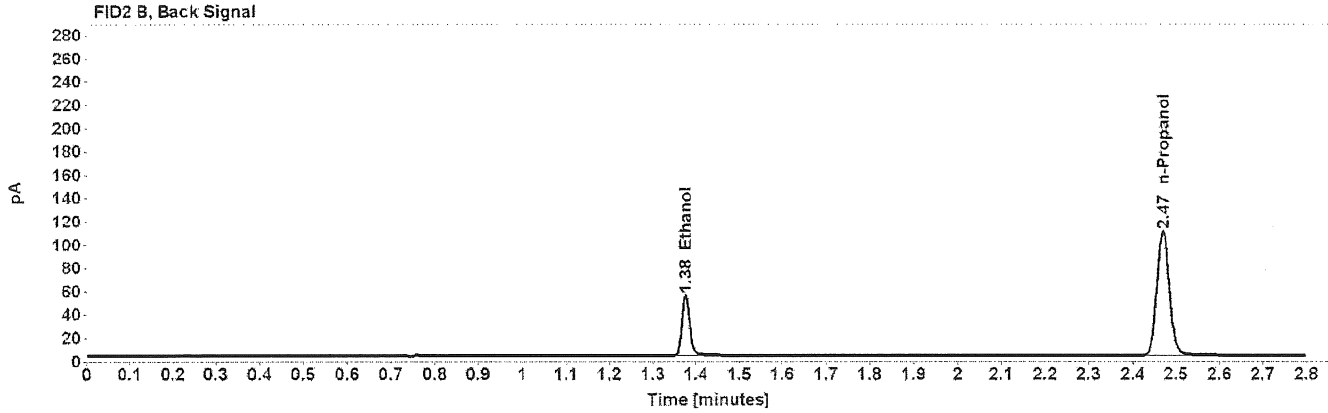
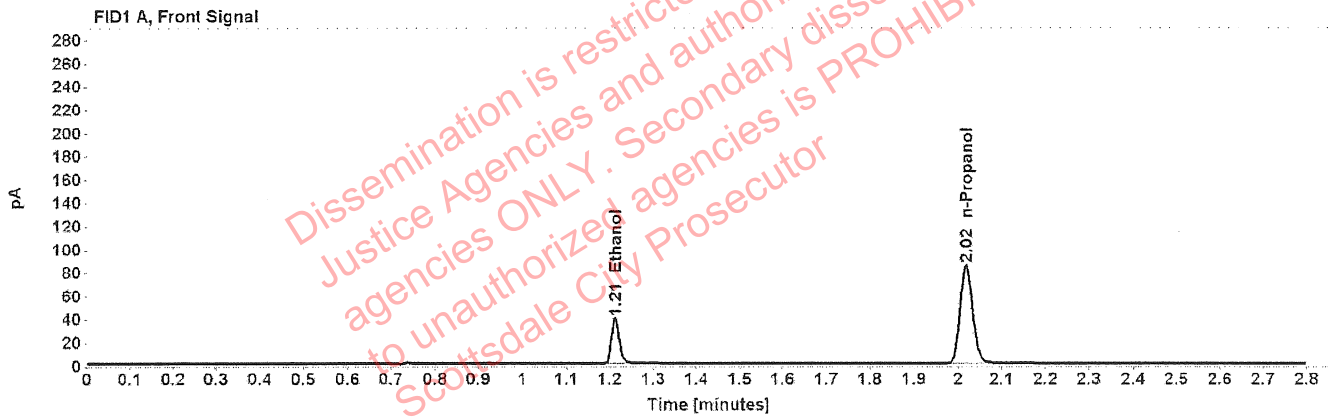


Table 1: FID 1 A (column DB-ALC1)

Compound	Amount (g/100mL)	Time (min)	Peak Area
>Ethanol	0.0807	1.212	49.515
n-Propanol	-----	2.019	168.583

Table 2: FID 2 B (column DB-ALC2)

Compound	Time (min)	Peak Area
Ethanol	1.376	63.229
n-Propanol	2.469	214.913

Scottsdale Police Department Crime Lab Volatiles Analysis

Sample:	4110320133/2	Vial:	42
Description:	0.199	LIMS ID:	
Method:	ethanol quant.M	Sequence:	11May22
Instrument:	US14173023 CN14160045	Injection date:	5/11/2022 2:40:45 PM
Data file:	C:\Chem32\1\Data\11May22\42.D	Analyst:	Abbott <i>Abbott</i>

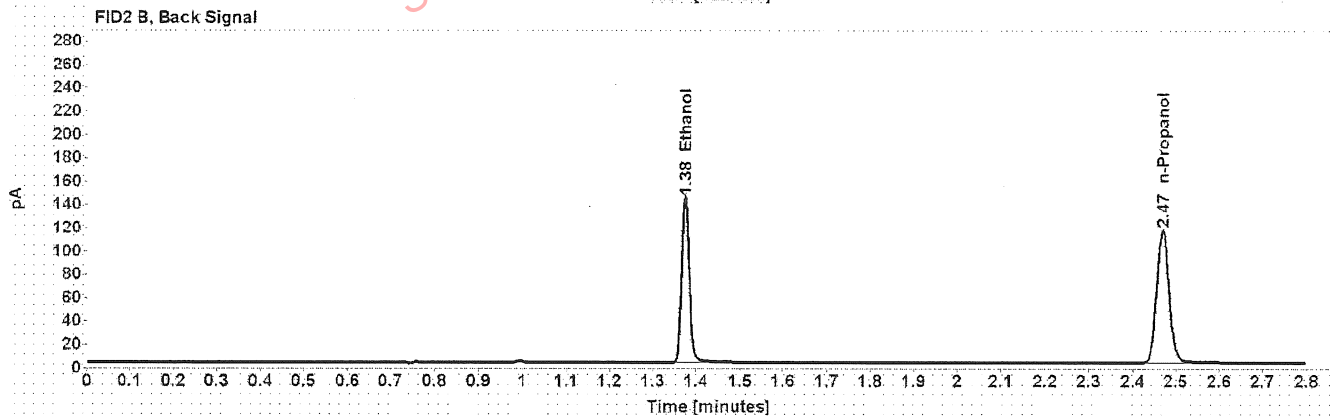
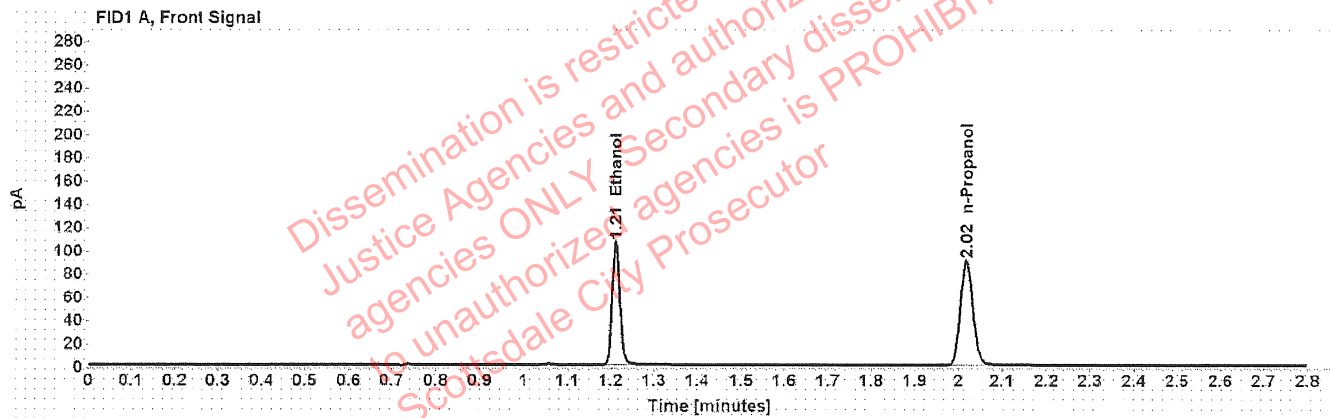


Table 1: FID 1 A (column DB-ALC1)

Compound	Amount (g/100mL)	Time (min)	Peak Area
>Ethanol	0.2033	1.211	134.785
n-Propanol	-----	2.019	179.696

Table 2: FID 2 B (column DB-ALC2)

Compound	Time (min)	Peak Area
Ethanol	1.375	172.981
n-Propanol	2.470	229.359

Scottsdale Police Department Crime Lab Volatiles Analysis

Sample:	20012020-B	Vial:	53
Description:	0.080	LIMS ID:	
Method:	ethanol quant.M	Sequence:	11May22
Instrument:	US14173023 CN14160045	Injection date:	5/11/2022 3:25:14 PM
Data file:	C:\Chem32\1\Data\11May22\53.D	Analyst:	Abbott

MA

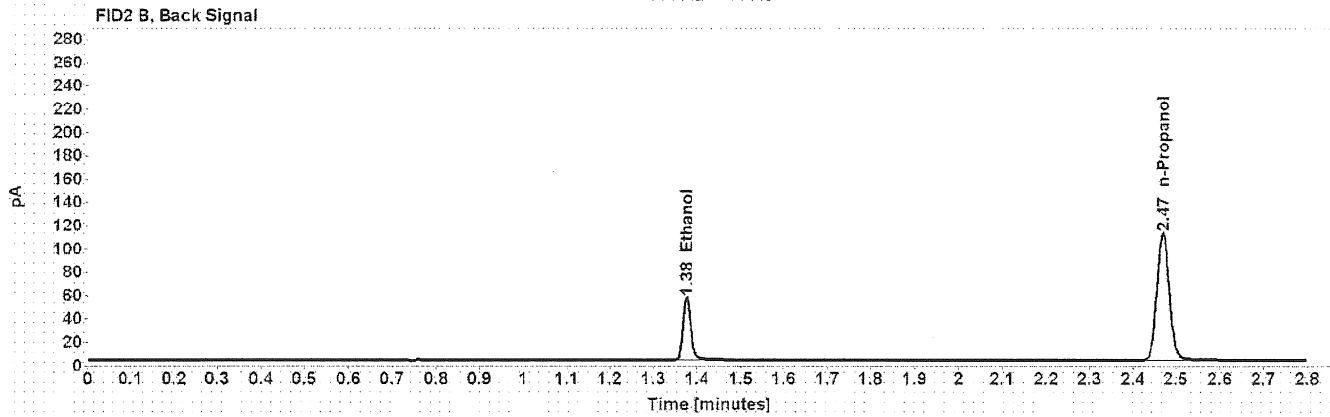
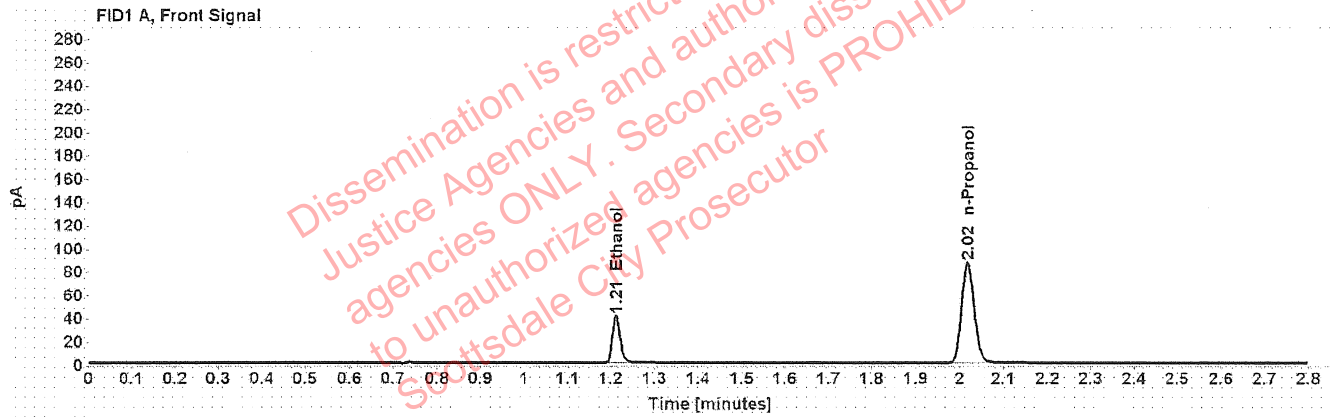


Table 1: FID 1 A (column DB-ALC1)

Compound	Amount (g/100mL)	Time (min)	Peak Area
>Ethanol	0.0819	1.212	51.367
n-Propanol	-----	2.019	172.332

Table 2: FID 2 B (column DB-ALC2)

Compound	Time (min)	Peak Area
Ethanol	1.376	65.732
n-Propanol	2.470	219.779

Scottsdale Police Department Crime Lab Volatiles Analysis

Sample: 11092018-A	Vial: 64
Description: 0.400	LIMS ID:
Method: ethanol quant.M	Sequence: 11May22
Instrument: US14173023 CN14160045	Injection date: 5/11/2022 4:09:45 PM
Data file: C:\Chem32\1\Data\11May22\64.D	Analyst: Abbott <i>JA</i>

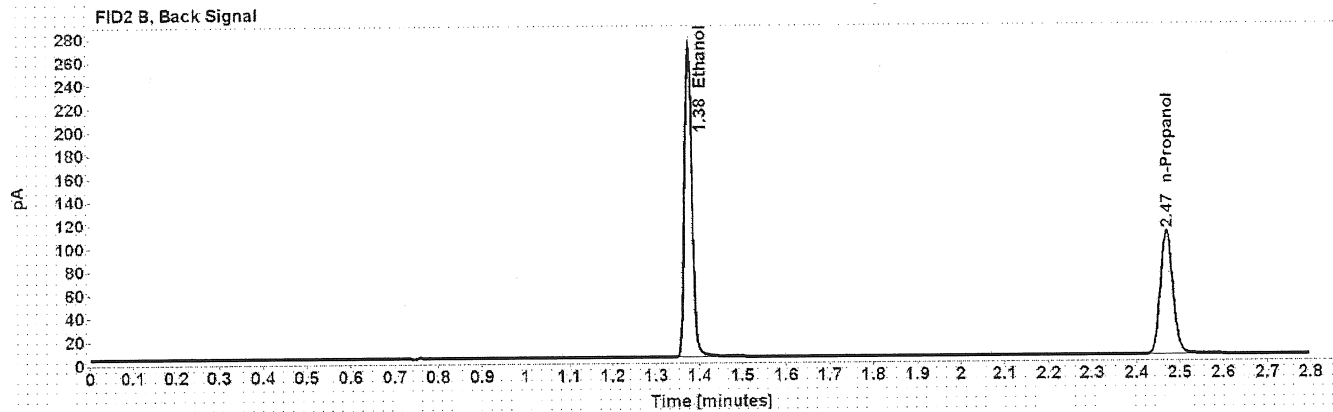
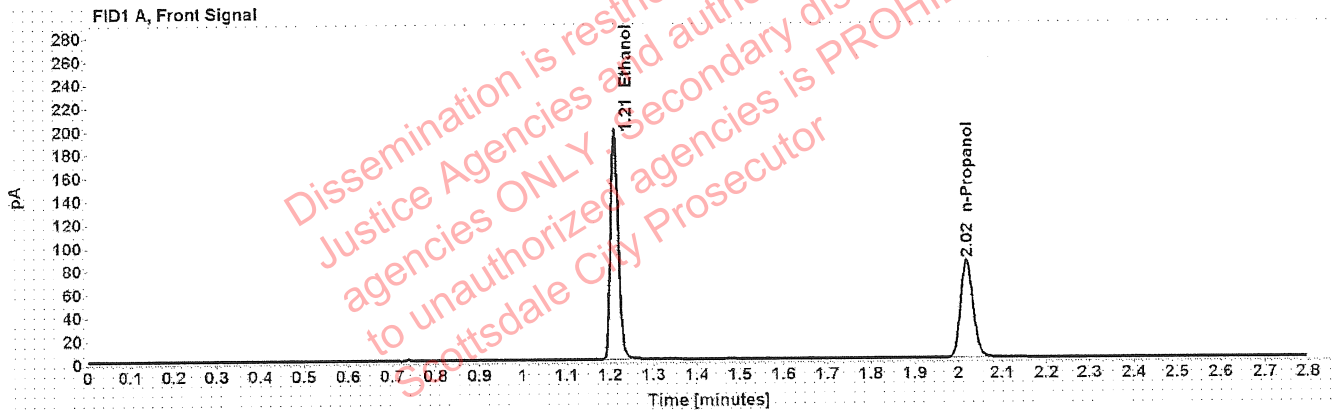


Table 1: FID 1 A (column DB-ALC1)

Compound	Amount (g/100mL)	Time (min)	Peak Area
>Ethanol	0.4034	1.211	250.952
n-Propanol	-----	2.019	167.907

Table 2: FID 2 B (column DB-ALC2)

Compound	Time (min)	Peak Area
Ethanol	1.375	322.217
n-Propanol	2.470	213.982

Scottsdale Police Department Crime Lab Volatiles Analysis

Sample:	14082019-B	Vial:	65
Description:	0.040	LIMS ID:	
Method:	ethanol quant.M	Sequence:	11May22
Instrument:	US14173023 CN14160045	Injection date:	5/11/2022 4:13:45 PM
Data file:	C:\Chem32\1\Data\11May22\65.D	Analyst:	Abbott [Signature]

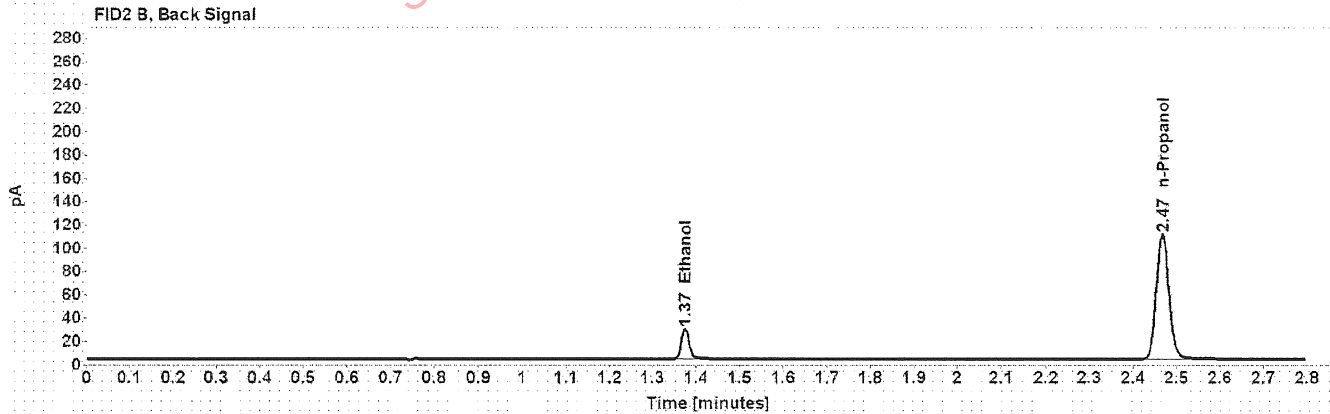
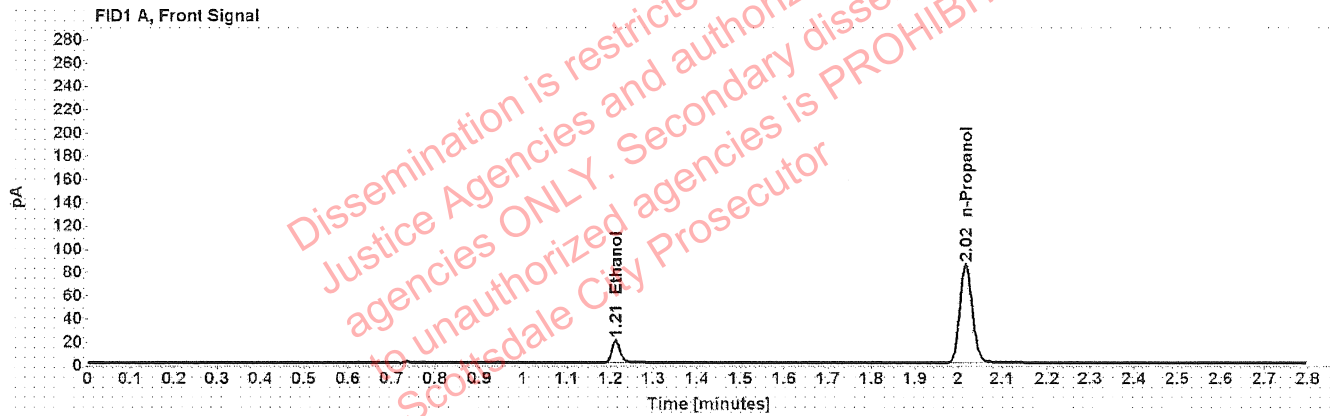


Table 1: FID 1 A (column DB-ALC1)

Compound	Amount (g/100mL)	Time (min)	Peak Area
>Ethanol	0.0412	1.212	24.932
n-Propanol	-----	2.017	169.809

Table 2: FID 2 B (column DB-ALC2)

Compound	Time (min)	Peak Area
Ethanol	1.375	31.839
n-Propanol	2.468	216.755

Scottsdale Police Department Crime Lab Volatiles Analysis

Sample:	4110320133/2	Vial:	66
Description:	0.199	LIMS ID:	
Method:	ethanol quant.M	Sequence:	11May22
Instrument:	US14173023 CN14160045	Injection date:	5/11/2022 4:17:45 PM
Data file:	C:\Chem32\1\Data\11May22\66.D	Analyst:	Abbott JA

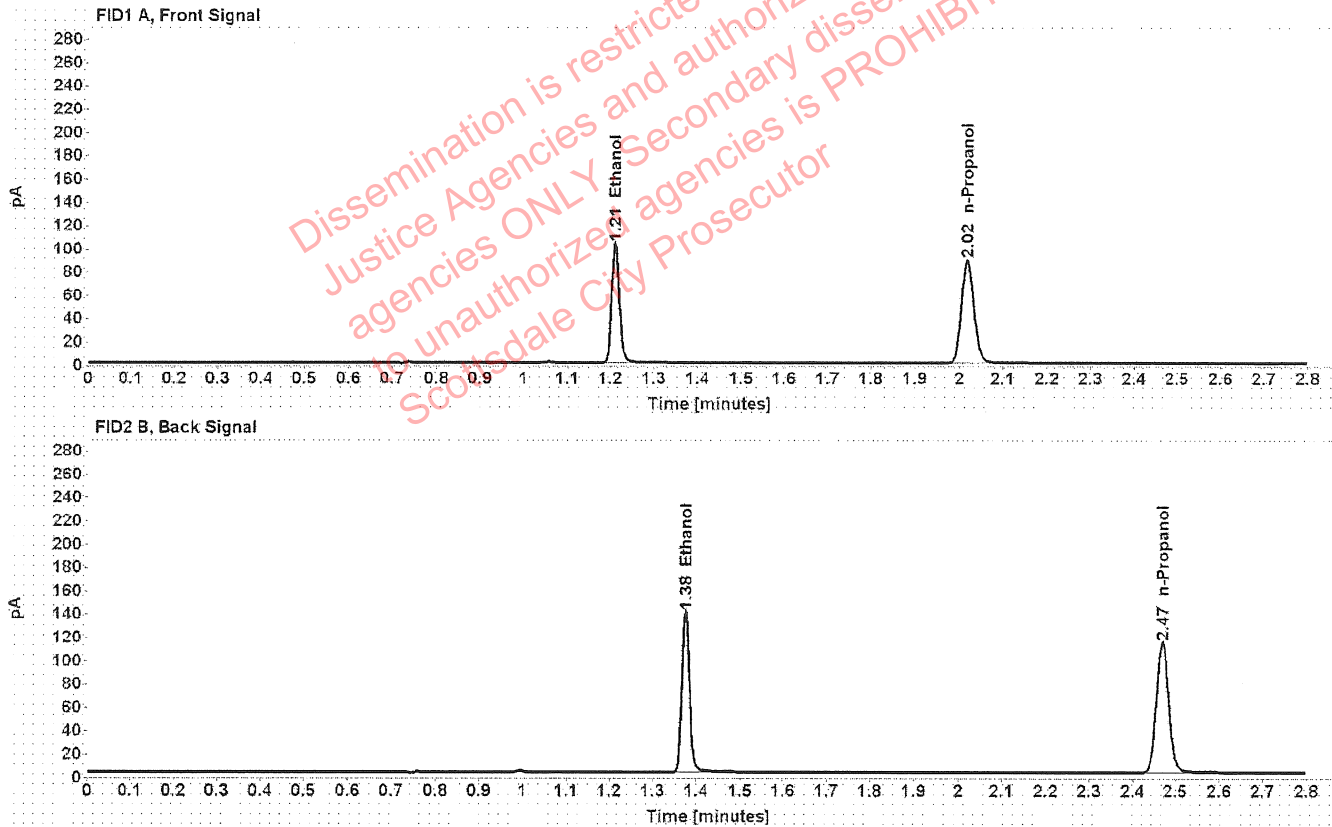


Table 1: FID 1 A (column DB-ALC1)

Compound	Amount (g/100mL)	Time (min)	Peak Area
>Ethanol	0.2009	1.211	130.905
n-Propanol	-----	2.018	176.665

Table 2: FID 2 B (column DB-ALC2)

Compound	Time (min)	Peak Area
Ethanol	1.375	167.950
n-Propanol	2.469	225.501

Scottsdale Police Department Crime Lab Volatiles Analysis

Sample:	101921WB	Vial:	67
Description:	Negative	LIMS ID:	
Method:	ethanol quant.M	Sequence:	11May22
Instrument:	US14173023 CN14160045	Injection date:	5/11/2022 4:22:00 PM
Data file:	C:\Chem32\1\Data\11May22\67.D	Analyst:	Abbott <i>Abbott</i>

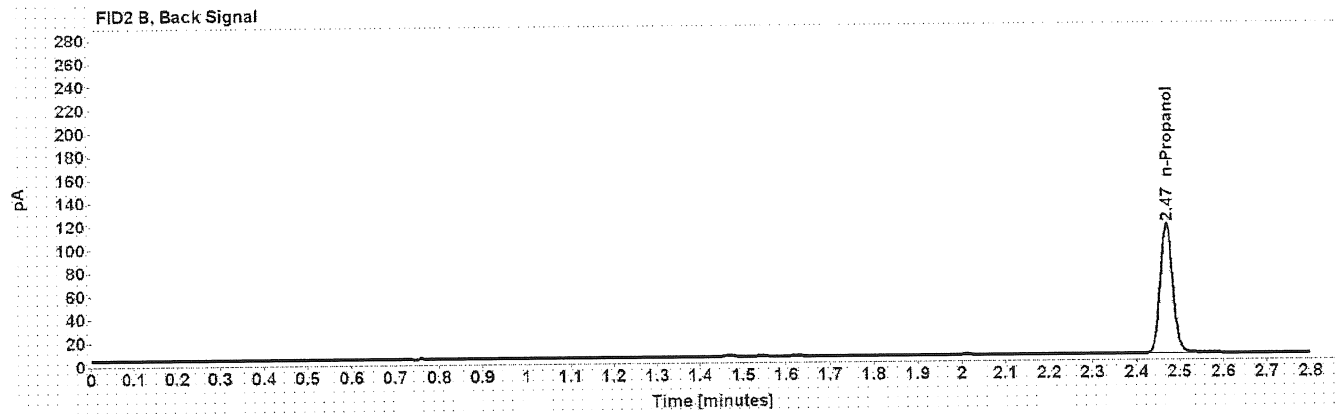
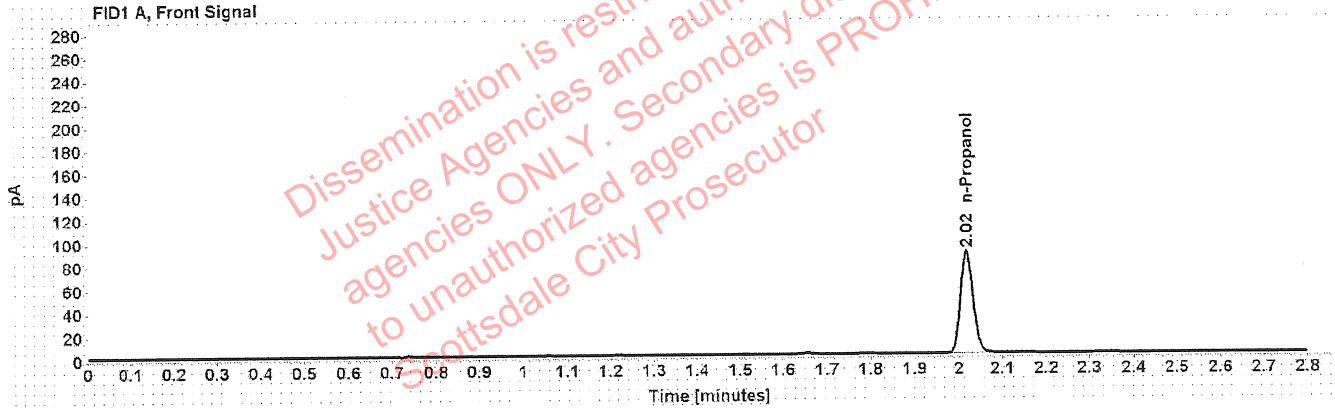


Table 1: FID 1 A (column DB-ALC1)

Compound	Amount (g/100mL)	Time (min)	Peak Area
n-Propanol	-----	2.018	174.810

Table 2: FID 2 B (column DB-ALC2)

Compound	Time (min)	Peak Area
n-Propanol	2.469	223.394

Sequence Summary

Sequence name: 11May22 Instrument: US14173023 CN14160045 Analyst: Abbott

Vial	Sample	Description	Type	LIMS ID	Method
1	FN06141806	0.020 calibrator	Calibration		ethanol quant.M
2	FN05311902	0.100 calibrator	Calibration		ethanol quant.M
3	FN05101903	0.200 calibrator	Calibration		ethanol quant.M
4	FN10051906	0.400 calibrator	Calibration		ethanol quant.M
5	032922AQ	Negative	Control		ethanol quant.M
6	050721MIX	Volatiles mix	Control		ethanol quant.M
7	11092018-A	0.400	Control		ethanol quant.M
8	14082019-B	0.040	Control		ethanol quant.M
9	4110320133/2	0.199	Control		ethanol quant.M
10	36201NI		Sample		ethanol quant.M
11	36201NI		Sample		ethanol quant.M
12	1420331		Sample		ethanol quant.M
13	1420331		Sample		ethanol quant.M
14	1419289		Sample		ethanol quant.M
15	1419289		Sample		ethanol quant.M
16	1420521		Sample		ethanol quant.M
17	1420521		Sample		ethanol quant.M
18	1418439		Sample		ethanol quant.M
19	1418439		Sample		ethanol quant.M
20	20012020-B	0.080	Control		ethanol quant.M
21	1420813		Sample		ethanol quant.M
22	1420813		Sample		ethanol quant.M
23	1390867		Sample		ethanol quant.M
24	1390867		Sample		ethanol quant.M
25	1421062		Sample		ethanol quant.M
26	1421062		Sample		ethanol quant.M
27	1421057		Sample		ethanol quant.M
28	1421057		Sample		ethanol quant.M
29	40501EI		Sample		ethanol quant.M
30	40501EI		Sample		ethanol quant.M
31	20012020-B	0.080	Control		ethanol quant.M
32	4011FH		Sample		ethanol quant.M
33	4011FH		Sample		ethanol quant.M
34	35301AM		Sample		ethanol quant.M
35	35301AM		Sample		ethanol quant.M
36	35301JS		Sample		ethanol quant.M
37	35301JS		Sample		ethanol quant.M
38	39001AM		Sample		ethanol quant.M
39	39001AM		Sample		ethanol quant.M
40	40701FC		Sample		ethanol quant.M
41	40701FC		Sample		ethanol quant.M
42	4110320133/2	0.199	Control		ethanol quant.M
43	1402907		Sample		ethanol quant.M
44	1402907		Sample		ethanol quant.M
45	1391683		Sample		ethanol quant.M
46	1391683		Sample		ethanol quant.M
47	1420640		Sample		ethanol quant.M

Sequence Summary

du

48	1420640		Sample		ethanol quant.M
49	1420917		Sample		ethanol quant.M
50	1420917		Sample		ethanol quant.M
51	VIAL193		Sample		ethanol quant.M
52	VIAL193		Sample		ethanol quant.M
53	20012020-B	0.080	Control		ethanol quant.M
54	VIAL101		Sample		ethanol quant.M
55	VIAL101		Sample		ethanol quant.M
56	VIAL147		Sample		ethanol quant.M
57	VIAL147		Sample		ethanol quant.M
58	VIAL239		Sample		ethanol quant.M
59	VIAL239		Sample		ethanol quant.M
60	1420925		Sample		ethanol quant.M
61	1420925		Sample		ethanol quant.M
62	1419631		Sample		ethanol quant.M
63	1419631		Sample		ethanol quant.M
64	11092018-A	0.400	Control		ethanol quant.M
65	14082019-B	0.040	Control		ethanol quant.M
66	4110320133/2	0.199	Control		ethanol quant.M
67	101921WB	Negative	Control		ethanol quant.M

Dissemination is restricted to Criminal Justice Agencies and authorized agencies ONLY. Secondary dissemination to unauthorized agencies is PROHIBITED. Scottsdale City Prosecutor

Scottsdale Police Department Crime Laboratory Summary of Cases

SEQUENCE NAME: 11May22

ANALYST: Abbott *AB*

Vials	Test 1 (g/dL)	Test 2 (g/dL)	Mean (g/dL)	Percent Difference*	Absolute Difference (g/dL)*
10 11	0.1787	0.1773	0.17800	0.39	0.00070
12 13	0.2423	0.2425	0.24240	0.04	0.00010
14 15	0.2532	0.2526	0.25290	0.12	0.00030
16 17	0.2047	0.2048	0.20475	0.02	0.00005
18 19	0.2448	0.2463	0.24555	0.31	0.00075
21 22	0.2095	0.2074	0.20845	0.50	0.00105
23 24	0.1950	0.1967	0.19585	0.43	0.00085
25 26	0.1455	0.1447	0.14510	0.28	0.00040
27 28	0.2048	0.2038	0.20430	0.24	0.00050
29 30	0.2190	0.2210	0.22000	0.45	0.00100
32 33	0.0000	0.0000	0.00000	0.00	0.00000
34 35	0.1107	0.1100	0.11035	0.32	0.00035
36 37	0.2417	0.2398	0.24075	0.39	0.00095
38 39	0.0901	0.0898	0.08995	0.17	0.00015
40 41	0.2341	0.2375	0.23580	0.72	0.00170
43 44	0.1576	0.1575	0.15755	0.03	0.00005
45 46	0.2227	0.2208	0.22175	0.43	0.00095
47 48	0.1936	0.1946	0.19410	0.26	0.00050
49 50	0.2613	0.2615	0.26140	0.04	0.00010
51 52	0.1262	0.1265	0.12635	0.12	0.00015
54 55	0.0000	0.0000	0.00000	0.00	0.00000
56 57	0.0856	0.0860	0.08580	0.23	0.00020
58 59	0.2082	0.2091	0.20865	0.22	0.00045
60 61	0.2447	0.2477	0.24620	0.61	0.00150
62 63	0.1626	0.1631	0.16285	0.15	0.00025

*Calculated differences are differences from the mean of the two results.

Scottsdale Police Department Crime Lab Volatiles Analysis

Sample:	36201NI	Vial:	10
Description:	[REDACTED]	LIMS ID:	[REDACTED]
Method:	ethanol quant.M	Sequence:	11May22
Instrument:	US14173023 CN14160045	Injection date:	5/11/2022 12:31:29 PM
Data file:	C:\Chem32\1\Data\11May22\10.D	Analyst:	Abbott

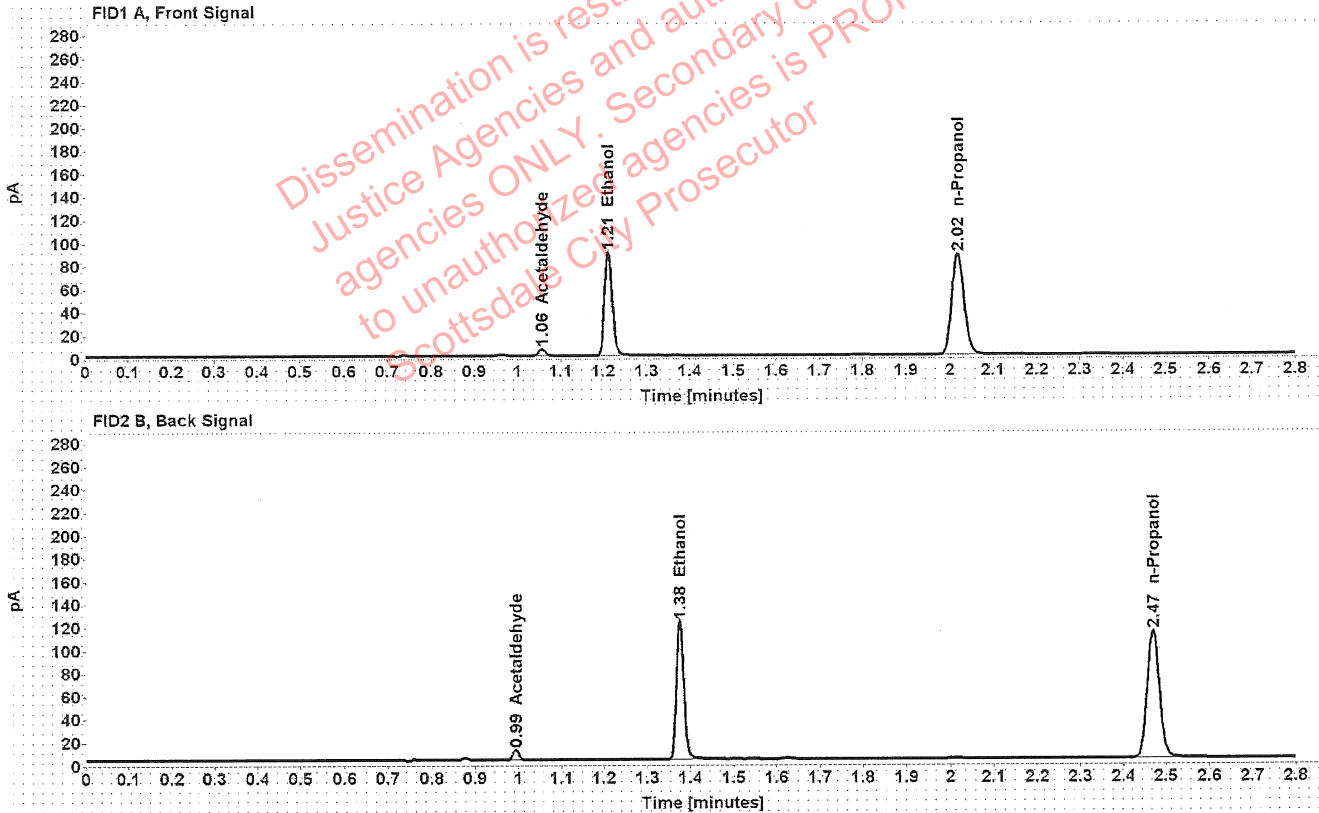


Table 1: FID 1 A (column DB-ALC1)

Compound	Amount (g/100mL)	Time (min)	Peak Area
Acetaldehyde	-----	1.057	6.389
>Ethanol	0.1787	1.211	114.304
n-Propanol	-----	2.019	173.604

Table 2: FID 2 B (column DB-ALC2)

Compound	Time (min)	Peak Area
Acetaldehyde	0.994	8.364
Ethanol	1.375	145.933
n-Propanol	2.470	221.940

Scottsdale Police Department Crime Lab Volatiles Analysis

Sample:	36201NI	Vial:	11
Description:	[REDACTED]	LIMS ID:	[REDACTED]
Method:	ethanol quant.M	Sequence:	11May22
Instrument:	US14173023 CN14160045	Injection date:	5/11/2022 12:35:29 PM
Data file:	C:\Chem32\1\Data\11May22\11.D	Analyst:	Abbott

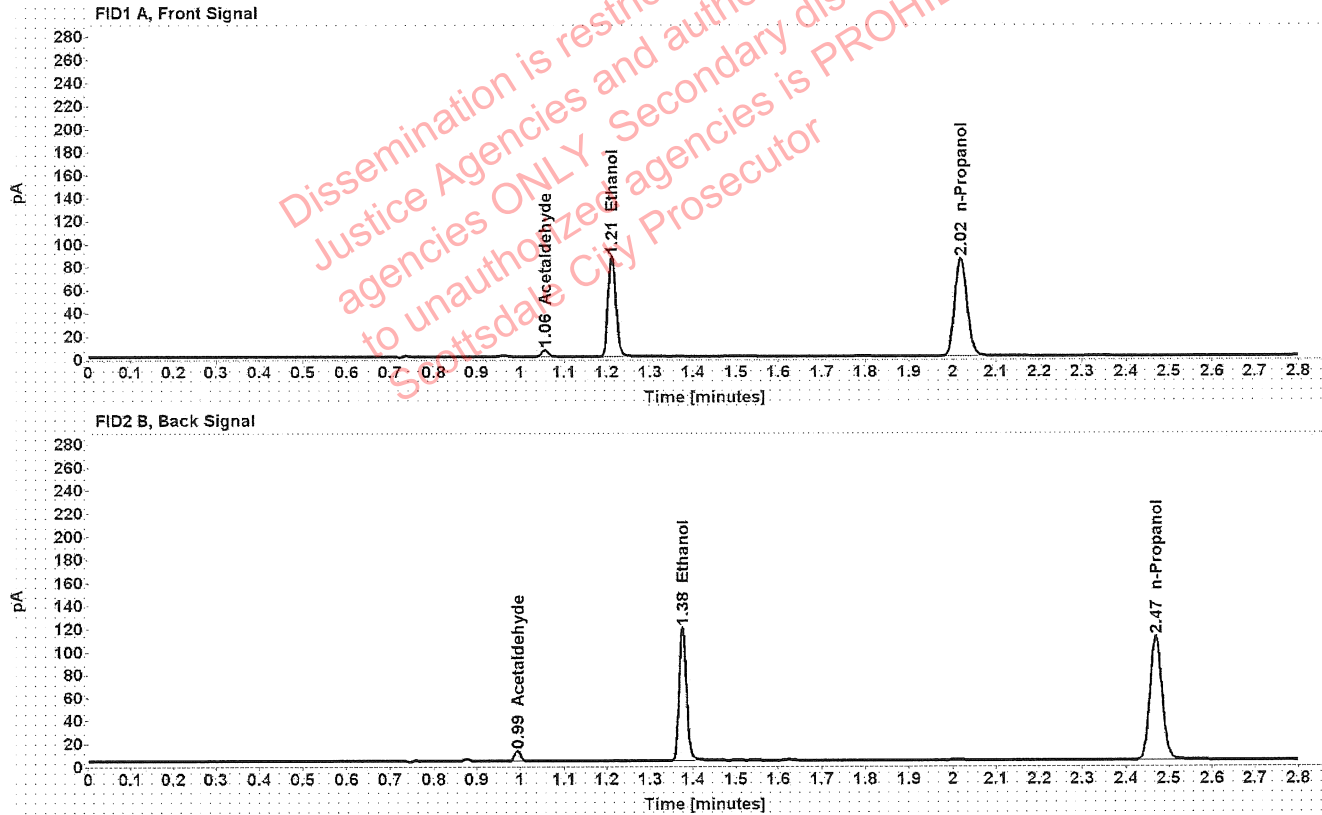


Table 1: FID 1 A (column DB-ALC1)

Compound	Amount (g/100mL)	Time (min)	Peak Area
Acetaldehyde	-----	1.057	6.371
>Ethanol	0.1773	1.212	110.436
n-Propanol	-----	2.019	169.050

Table 2: FID 2 B (column DB-ALC2)

Compound	Time (min)	Peak Area
Acetaldehyde	0.994	8.365
Ethanol	1.375	141.011
n-Propanol	2.470	216.077

Scottsdale Police Department Crime Lab Volatiles Analysis

Sample:	1420331	Vial:	12
Description:		LIMS ID:	
Method:	ethanol quant.M	Sequence:	11May22
Instrument:	US14173023 CN14160045	Injection date:	5/11/2022 12:39:29 PM
Data file:	C:\Chem32\1\Data\11May22\12.D	Analyst:	Abbott

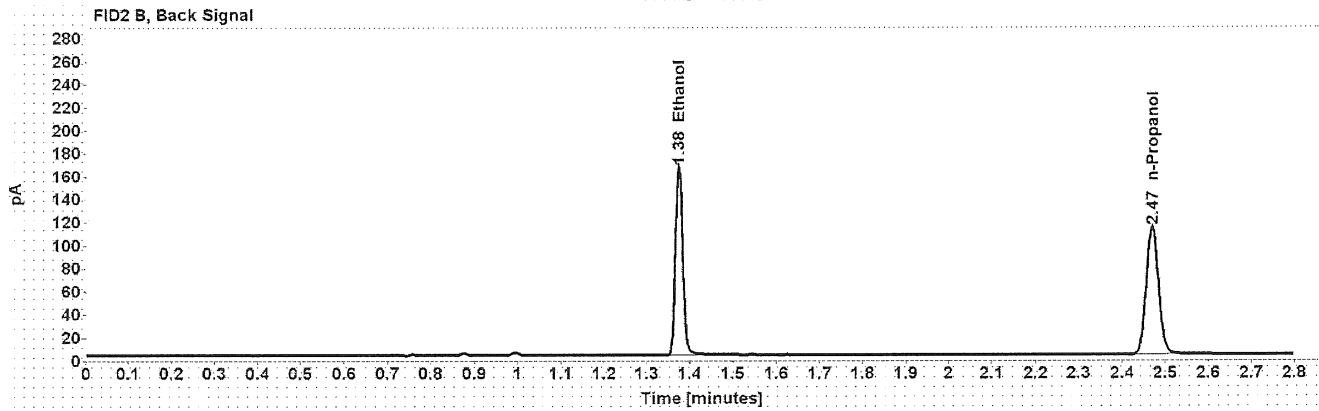
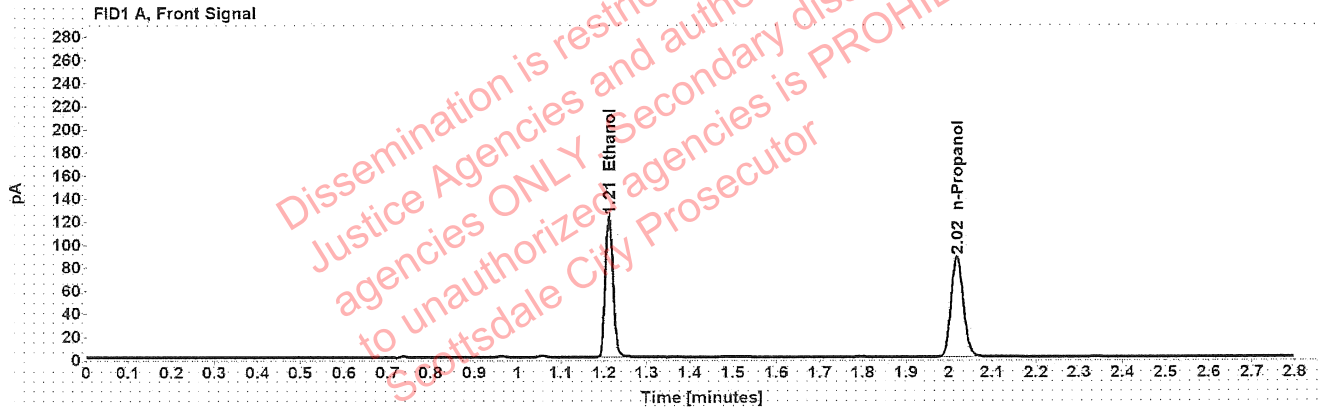


Table 1: FID 1 A (column DB-ALC1)

Compound	Amount (g/100mL)	Time (min)	Peak Area
>Ethanol	0.2423	1.211	155.629
n-Propanol	-----	2.019	173.864

Table 2: FID 2 B (column DB-ALC2)

Compound	Time (min)	Peak Area
Ethanol	1.375	199.132
n-Propanol	2.470	221.564

Scottsdale Police Department Crime Lab Volatiles Analysis

Sample:	1420331	Vial:	13
Description:	[REDACTED]	LIMS ID:	[REDACTED]
Method:	ethanol quant.M	Sequence:	11May22
Instrument:	US14173023 CN14160045	Injection date:	5/11/2022 12:43:43 PM
Data file:	C:\Chem32\1\Data\11May22\13.D	Analyst:	Abbott

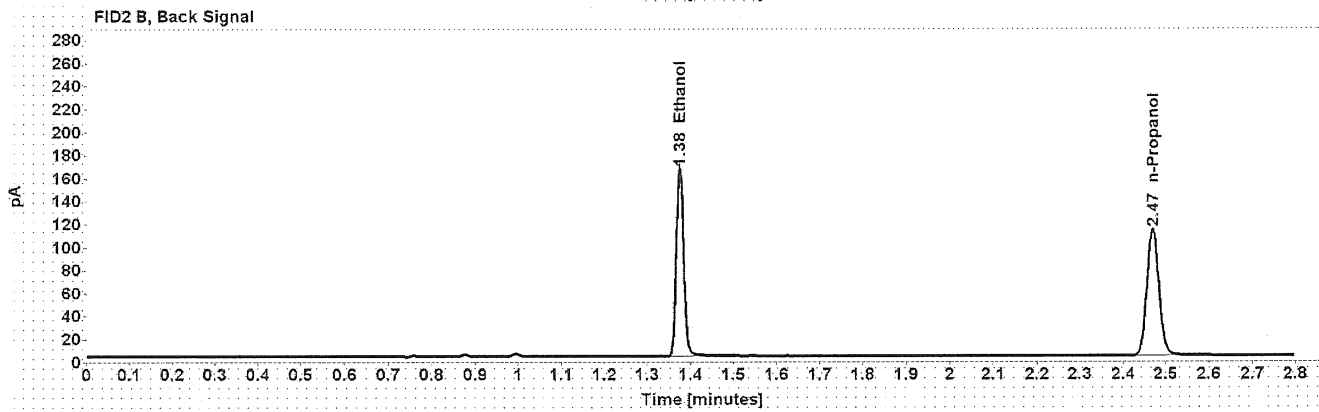
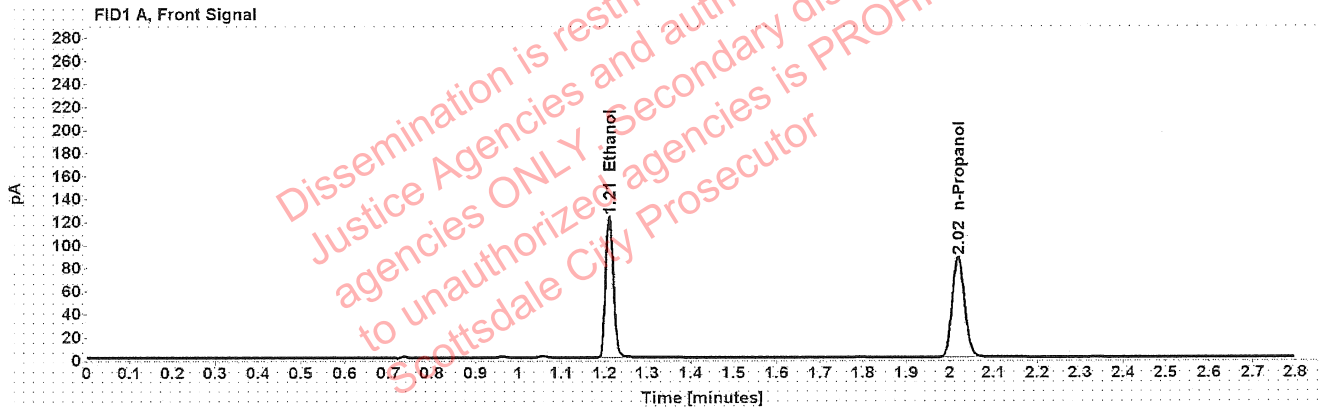


Table 1: FID 1 A (column DB-ALC1)

Compound	Amount (g/100mL)	Time (min)	Peak Area
>Ethanol	0.2425	1.211	155.573
n-Propanol	-----	2.019	173.680

Table 2: FID 2 B (column DB-ALC2)

Compound	Time (min)	Peak Area
Ethanol	1.375	198.683
n-Propanol	2.470	221.254

Scottsdale Police Department Crime Lab Volatiles Analysis

Sample:	1419289	Vial:	14
Description:		LIMS ID:	
Method:	ethanol quant.M	Sequence:	11May22
Instrument:	US14173023 CN14160045	Injection date:	5/11/2022 12:47:44 PM
Data file:	C:\Chem32\1\Data\11May22\14.D	Analyst:	Abbott

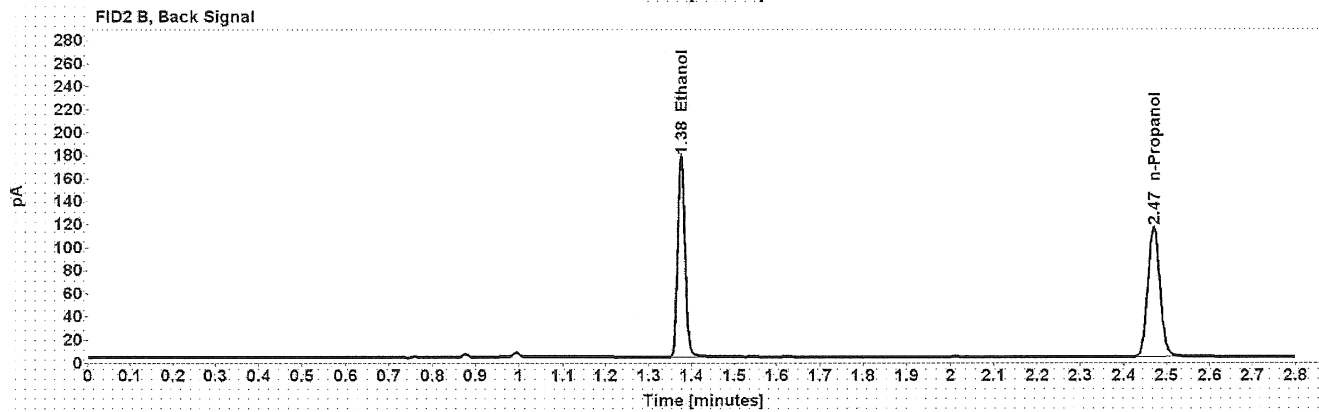
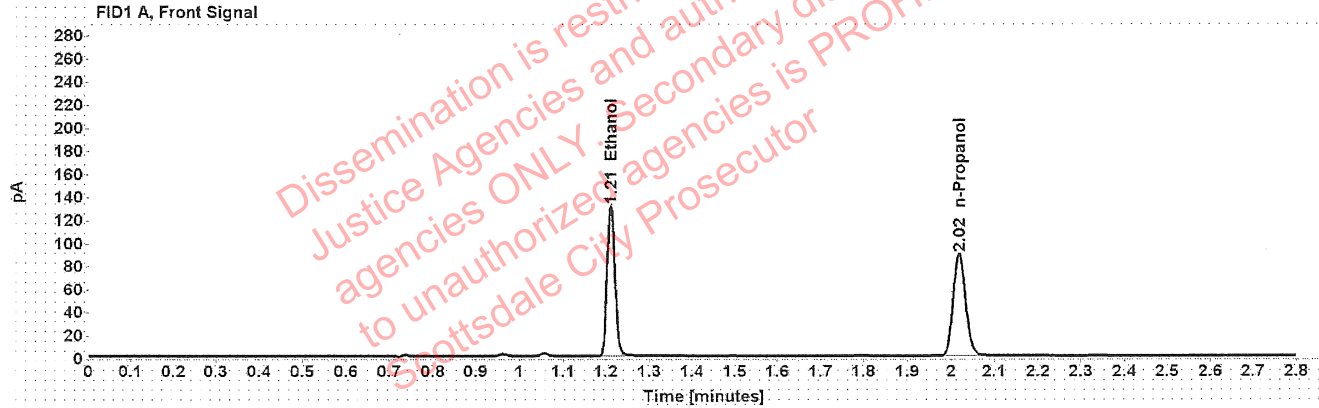


Table 1: FID 1 A (column DB-ALC1)

Compound	Amount (g/100mL)	Time (min)	Peak Area
>Ethanol	0.2532	1.211	165.406
n-Propanol	-----	2.019	176.796

Table 2: FID 2 B (column DB-ALC2)

Compound	Time (min)	Peak Area
Ethanol	1.375	211.750
n-Propanol	2.470	225.170

Scottsdale Police Department Crime Lab Volatiles Analysis

Sample:	1419289	Vial:	15
Description:	[REDACTED]	LIMS ID:	[REDACTED]
Method:	ethanol quant.M	Sequence:	11May22
Instrument:	US14173023 CN14160045	Injection date:	5/11/2022 12:51:44 PM
Data file:	C:\Chem32\1\Data\11May22\15.D	Analyst:	Abbott

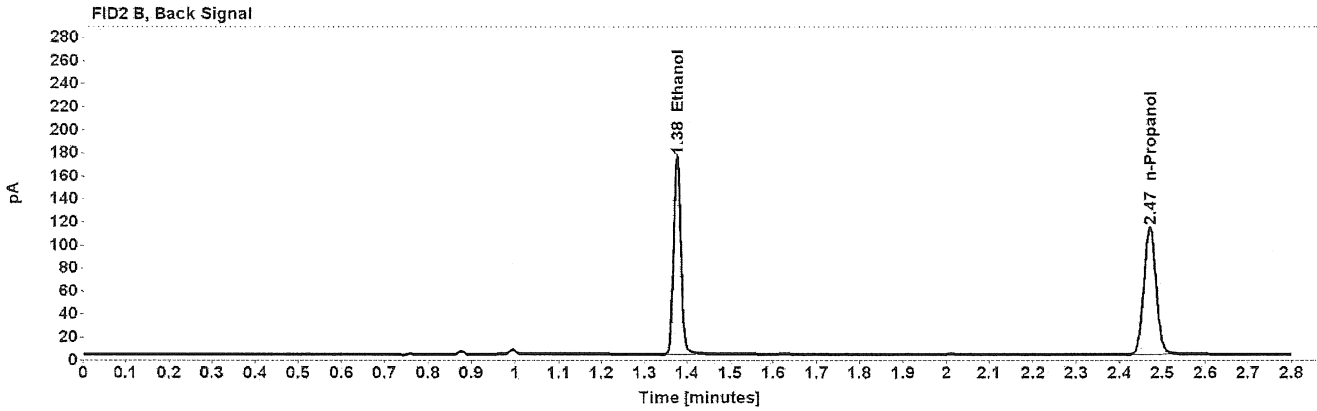
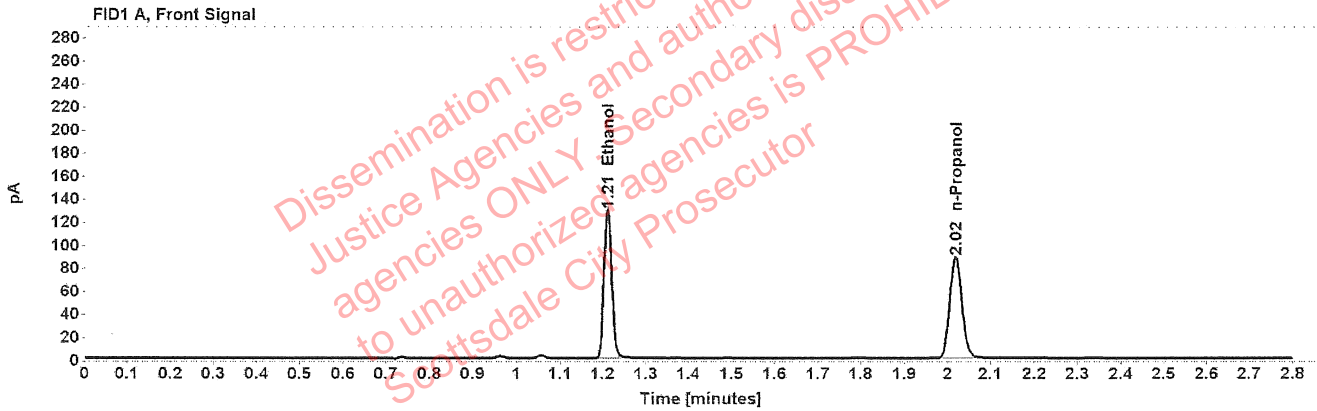


Table 1: FID 1 A (column DB-ALC1)

Compound	Amount (g/100mL)	Time (min)	Peak Area
>Ethanol	0.2526	1.211	163.079
n-Propanol	-----	2.019	174.685

Table 2: FID 2 B (column DB-ALC2)

Compound	Time (min)	Peak Area
Ethanol	1.375	209.076
n-Propanol	2.470	222.570

Scottsdale Police Department Crime Lab Volatiles Analysis

Sample:	1420521	Vial:	16
Description:	[REDACTED]	LIMS ID:	[REDACTED]
Method:	ethanol quant.M	Sequence:	11May22
Instrument:	US14173023 CN14160045	Injection date:	5/11/2022 12:55:44 PM
Data file:	C:\Chem32\1\Data\11May22\16.D	Analyst:	Abbott

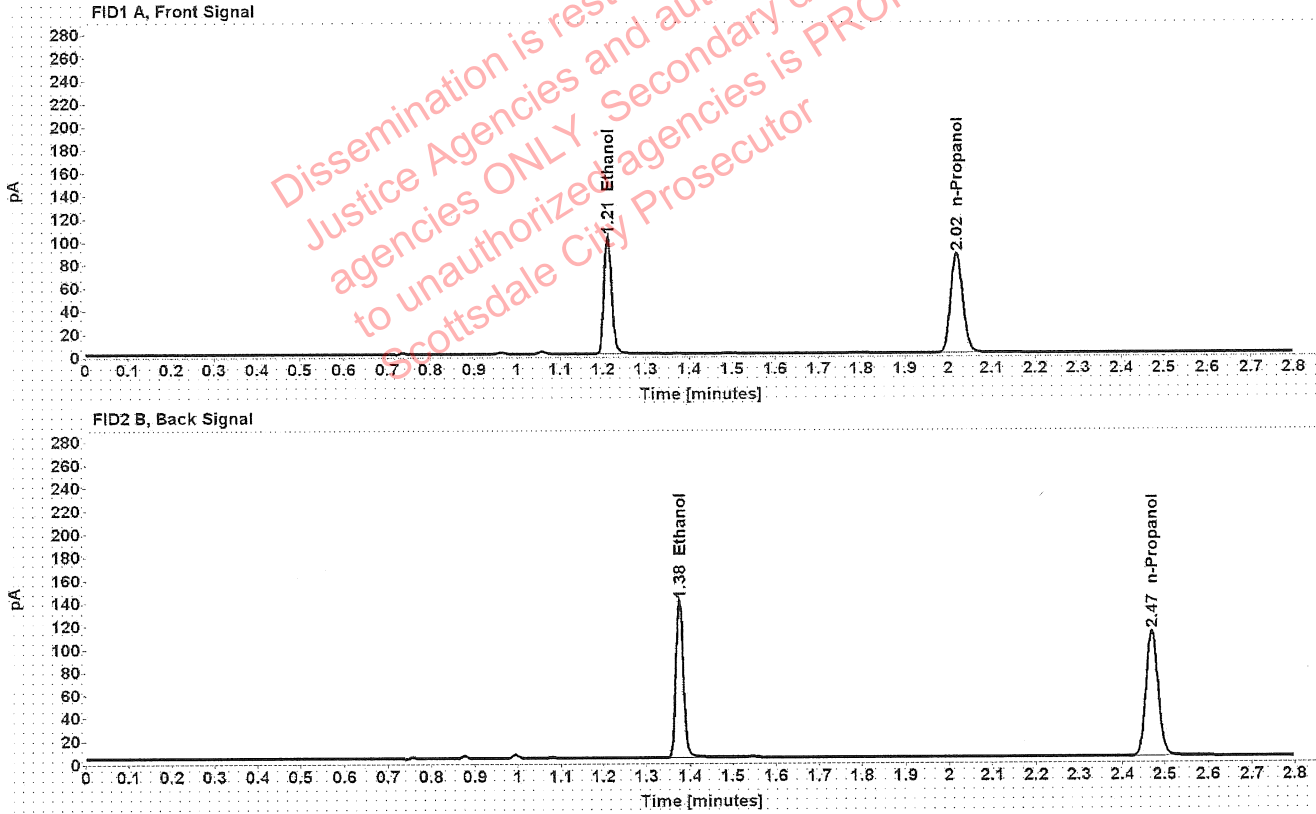


Table 1: FID 1 A (column DB-ALC1)

Compound	Amount (g/100mL)	Time (min)	Peak Area
>Ethanol	0.2047	1.211	130.068
n-Propanol	-----	2.019	172.234

Table 2: FID 2 B (column DB-ALC2)

Compound	Time (min)	Peak Area
Ethanol	1.375	167.073
n-Propanol	2.470	219.265

Scottsdale Police Department Crime Lab Volatiles Analysis

Sample:	1420521	Vial:	17
Description:	[REDACTED]	LIMS ID:	[REDACTED]
Method:	ethanol quant.M	Sequence:	11May22
Instrument:	US14173023 CN14160045	Injection date:	5/11/2022 12:59:44 PM
Data file:	C:\Chem32\1\Data\11May22\17.D	Analyst:	Abbott

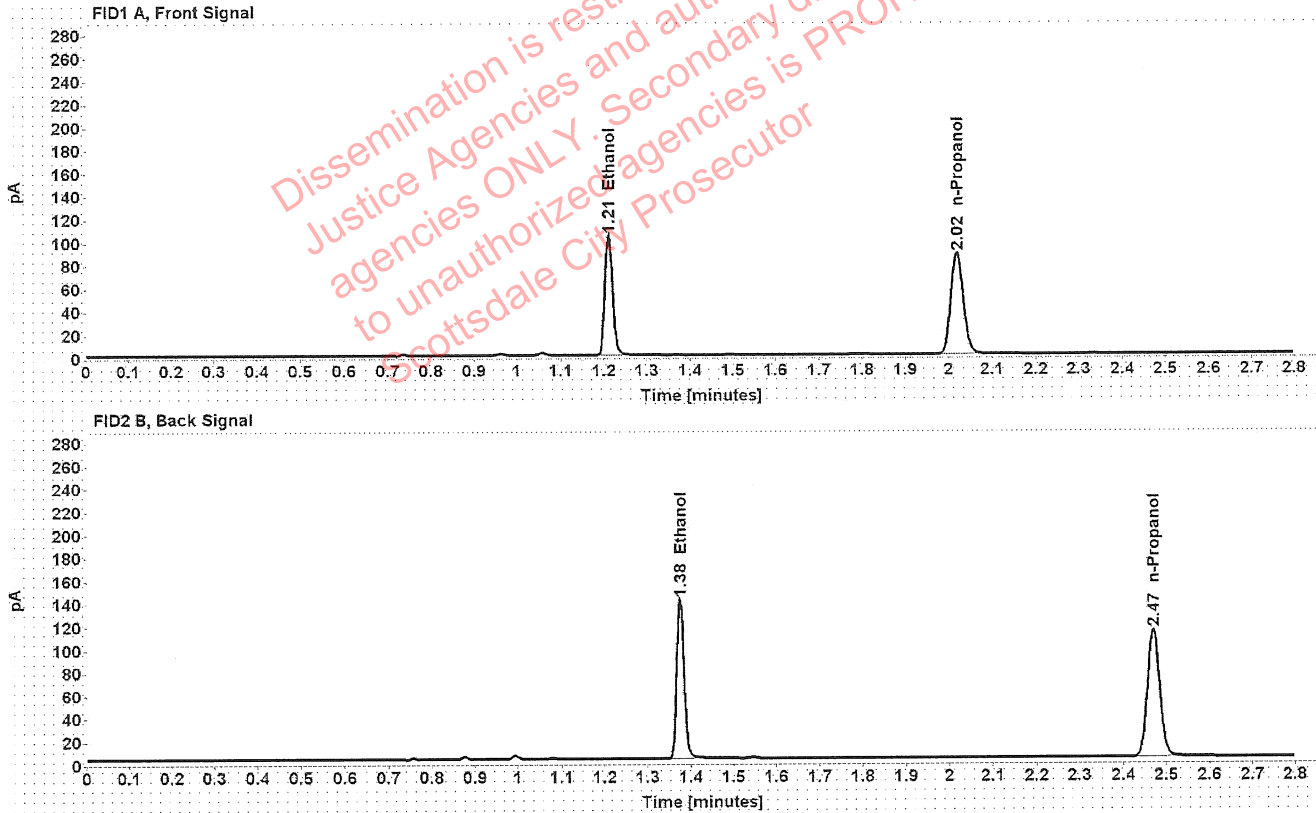


Table 1: FID 1 A (column DB-ALC1)

Compound	Amount (g/100mL)	Time (min)	Peak Area
>Ethanol	0.2048	1.211	132.055
n-Propanol	-----	2.019	174.805

Table 2: FID 2 B (column DB-ALC2)

Compound	Time (min)	Peak Area
Ethanol	1.375	168.874
n-Propanol	2.470	222.787

Scottsdale Police Department Crime Lab Volatiles Analysis

Sample:	1418439	Vial:	18
Description:	[REDACTED]	LIMS ID:	[REDACTED]
Method:	ethanol quant.M	Sequence:	11May22
Instrument:	US14173023 CN14160045	Injection date:	5/11/2022 1:03:44 PM
Data file:	C:\Chem32\1\Data\11May22\18.D	Analyst:	Abbott

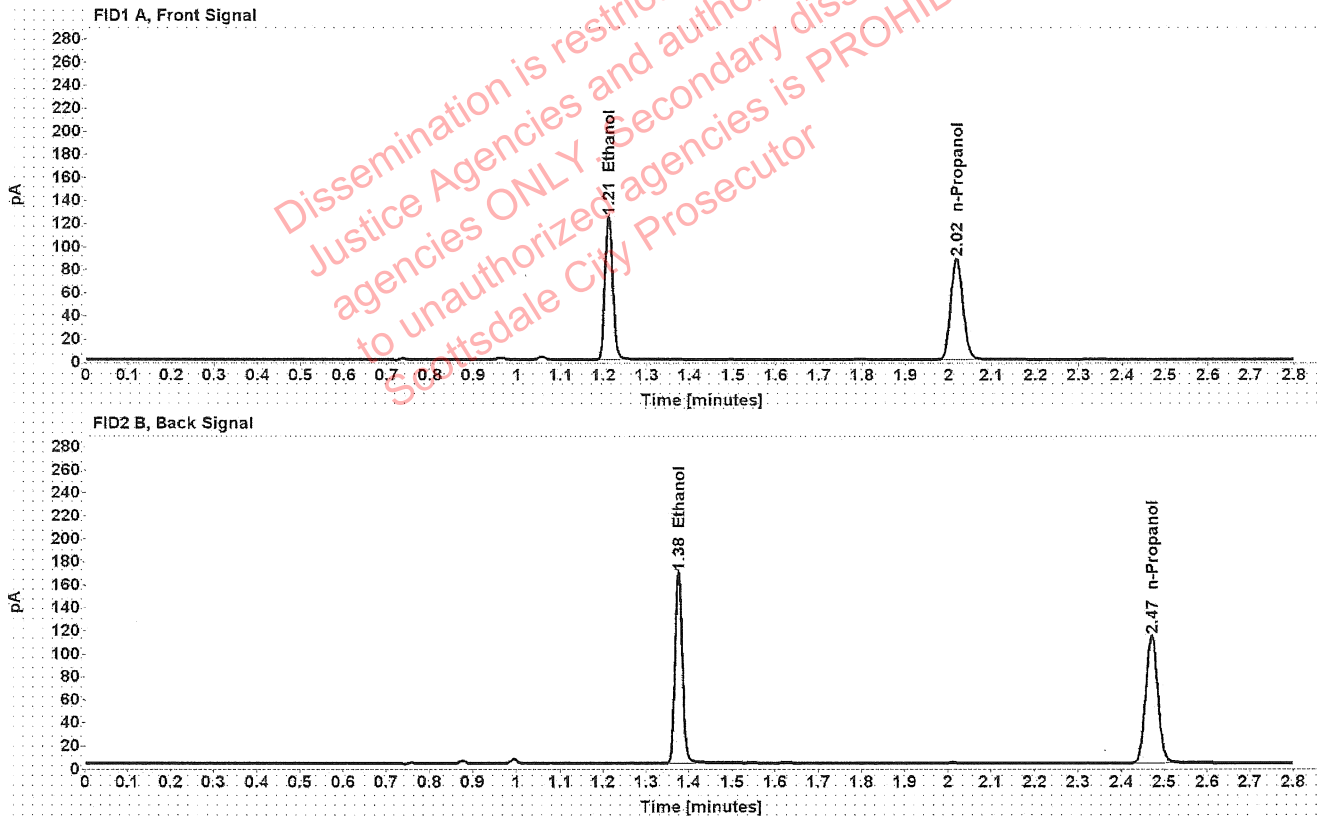


Table 1: FID 1 A (column DB-ALC1)

Compound	Amount (g/100mL)	Time (min)	Peak Area
>Ethanol	0.2448	1.211	157.155
n-Propanol	-----	2.019	173.774

Table 2: FID 2 B (column DB-ALC2)

Compound	Time (min)	Peak Area
Ethanol	1.375	201.440
n-Propanol	2.470	221.769

Scottsdale Police Department Crime Lab Volatiles Analysis

Sample:	1418439	Vial:	19
Description:	[REDACTED]	LIMS ID:	[REDACTED]
Method:	ethanol quant.M	Sequence:	11May22
Instrument:	US14173023 CN14160045	Injection date:	5/11/2022 1:07:59 PM
Data file:	C:\Chem32\1\Data\11May22\19.D	Analyst:	Abbott

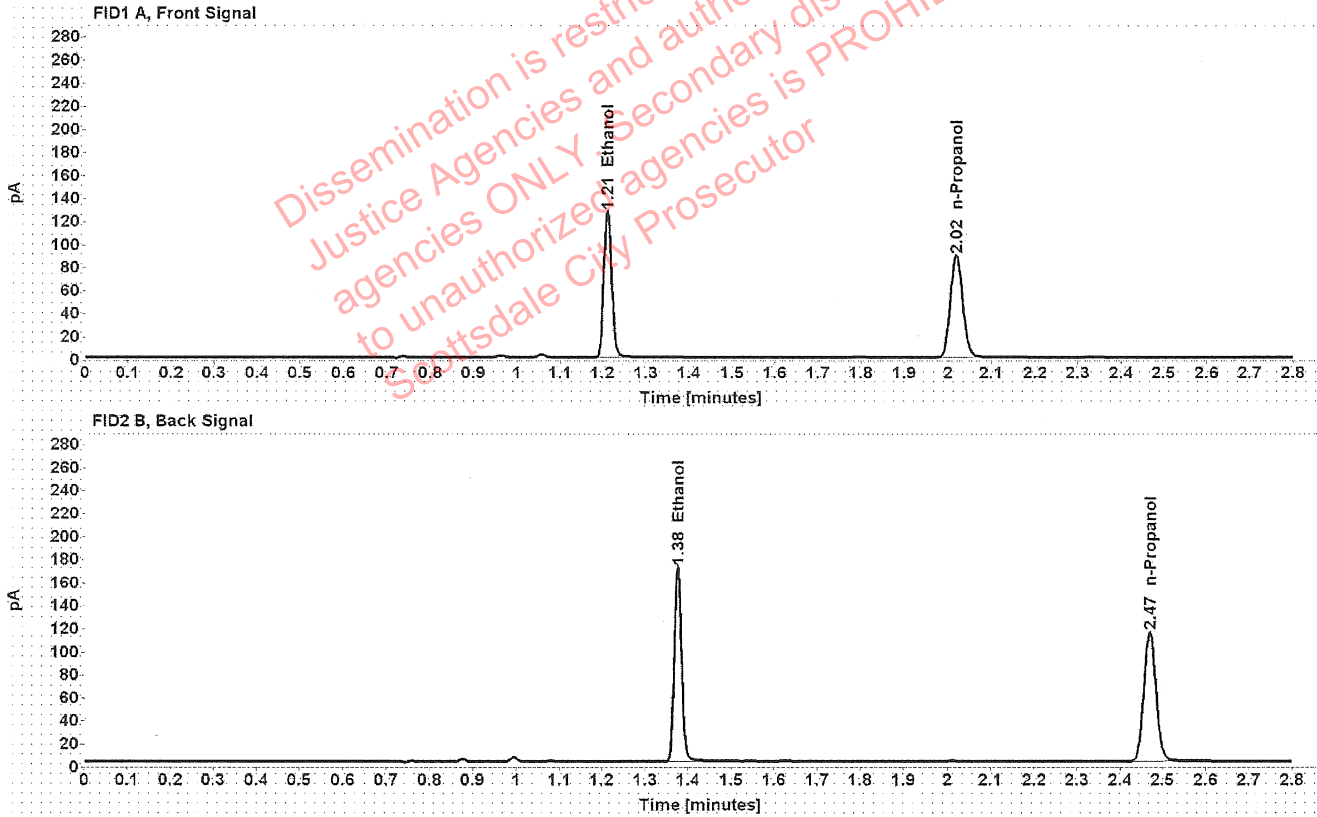


Table 1: FID 1 A (column DB-ALC1)

Compound	Amount (g/100mL)	Time (min)	Peak Area
>Ethanol	0.2463	1.211	161.012
n-Propanol	-----	2.019	176.901

Table 2: FID 2 B (column DB-ALC2)

Compound	Time (min)	Peak Area
Ethanol	1.375	205.871
n-Propanol	2.470	225.461

Scottsdale Police Department Crime Lab Volatiles Analysis

Sample:	1420813	Vial:	21
Description:	[REDACTED]	LIMS ID:	[REDACTED]
Method:	ethanol quant.M	Sequence:	11May22
Instrument:	US14173023 CN14160045	Injection date:	5/11/2022 1:15:59 PM
Data file:	C:\Chem32\1\Data\11May22\21.D	Analyst:	Abbott

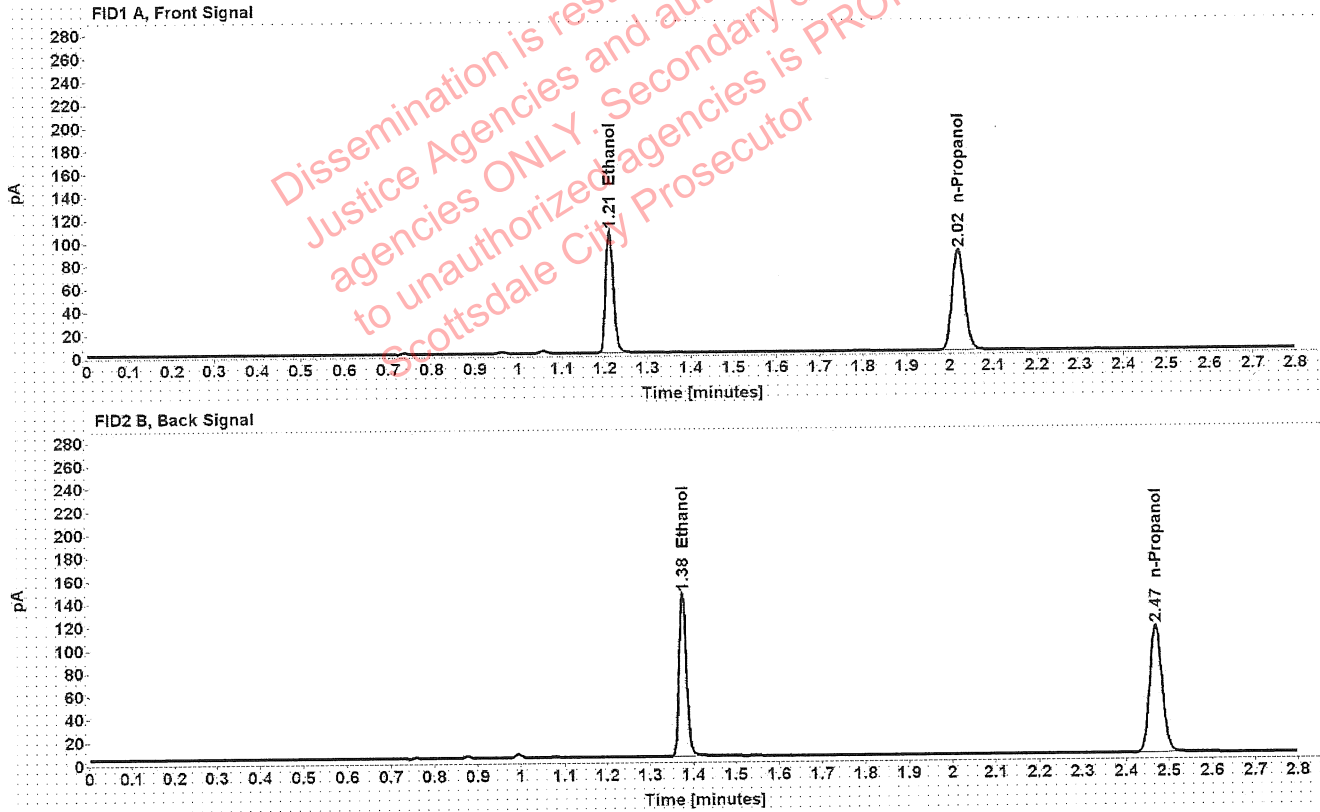


Table 1: FID 1 A (column DB-ALC1)

Compound	Amount (g/100mL)	Time (min)	Peak Area
>Ethanol	0.2095	1.211	134.941
n-Propanol	-----	2.019	174.565

Table 2: FID 2 B (column DB-ALC2)

Compound	Time (min)	Peak Area
Ethanol	1.376	172.300
n-Propanol	2.470	222.111

Scottsdale Police Department Crime Lab Volatiles Analysis

Sample:	1420813	Vial:	22
Description:	[REDACTED]	LIMS ID:	[REDACTED]
Method:	ethanol quant.M	Sequence:	11May22
Instrument:	US14173023 CN14160045	Injection date:	5/11/2022 1:19:59 PM
Data file:	C:\Chem32\1\Data\11May22\22.D	Analyst:	Abbott

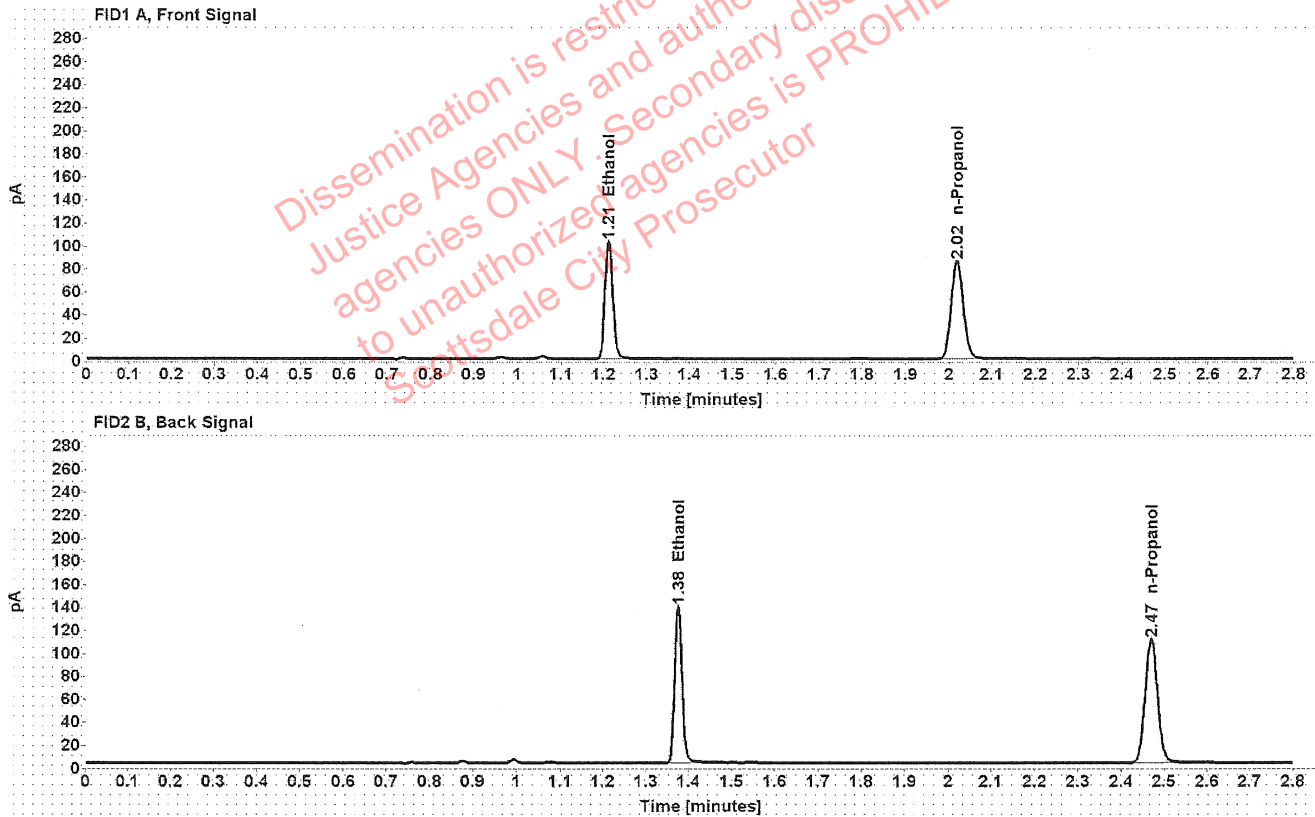


Table 1: FID 1 A (column DB-ALC1)

Compound	Amount (g/100mL)	Time (min)	Peak Area
>Ethanol	0.2074	1.211	129.686
n-Propanol	-----	2.019	169.486

Table 2: FID 2 B (column DB-ALC2)

Compound	Time (min)	Peak Area
Ethanol	1.375	165.787
n-Propanol	2.470	215.702

Scottsdale Police Department Crime Lab Volatiles Analysis

Sample:	1390867	Vial:	23
Description:	[REDACTED]	LIMS ID:	[REDACTED]
Method:	ethanol quant.M	Sequence:	11May22
Instrument:	US14173023 CN14160045	Injection date:	5/11/2022 1:23:59 PM
Data file:	C:\Chem32\1\Data\11May22\23.D	Analyst:	Abbott

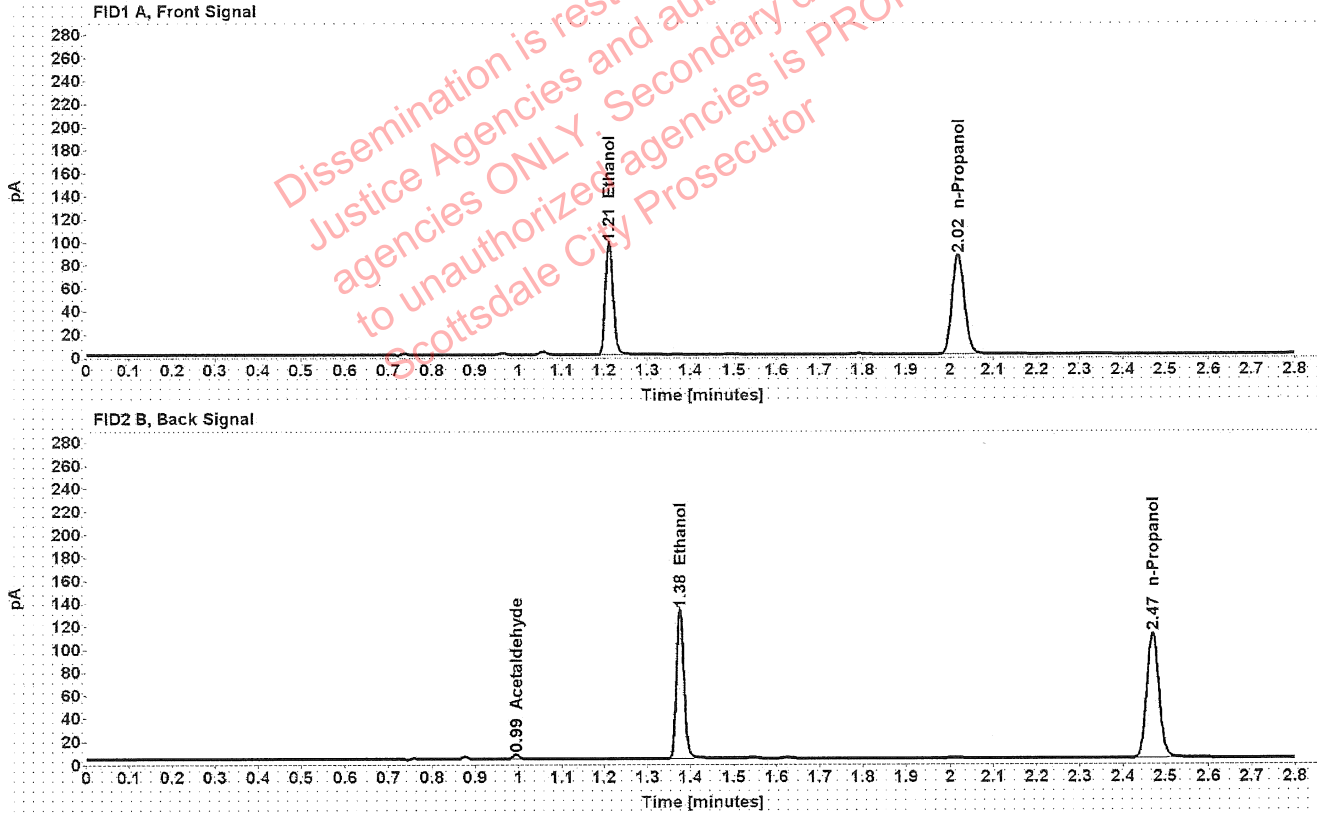


Table 1: FID 1 A (column DB-ALC1)

Compound	Amount (g/100mL)	Time (min)	Peak Area
>Ethanol	0.1950	1.212	123.147
n-Propanol	-----	2.019	171.203

Table 2: FID 2 B (column DB-ALC2)

Compound	Time (min)	Peak Area
Acetaldehyde	0.994	3.928
Ethanol	1.376	157.622
n-Propanol	2.470	219.108

Scottsdale Police Department Crime Lab Volatiles Analysis

Sample:	1390867	Vial:	24
Description:	[REDACTED]	LIMS ID:	[REDACTED]
Method:	ethanol quant.M	Sequence:	11May22
Instrument:	US14173023 CN14160045	Injection date:	5/11/2022 1:27:59 PM
Data file:	C:\Chem32\1\Data\11May22\24.D	Analyst:	Abbott

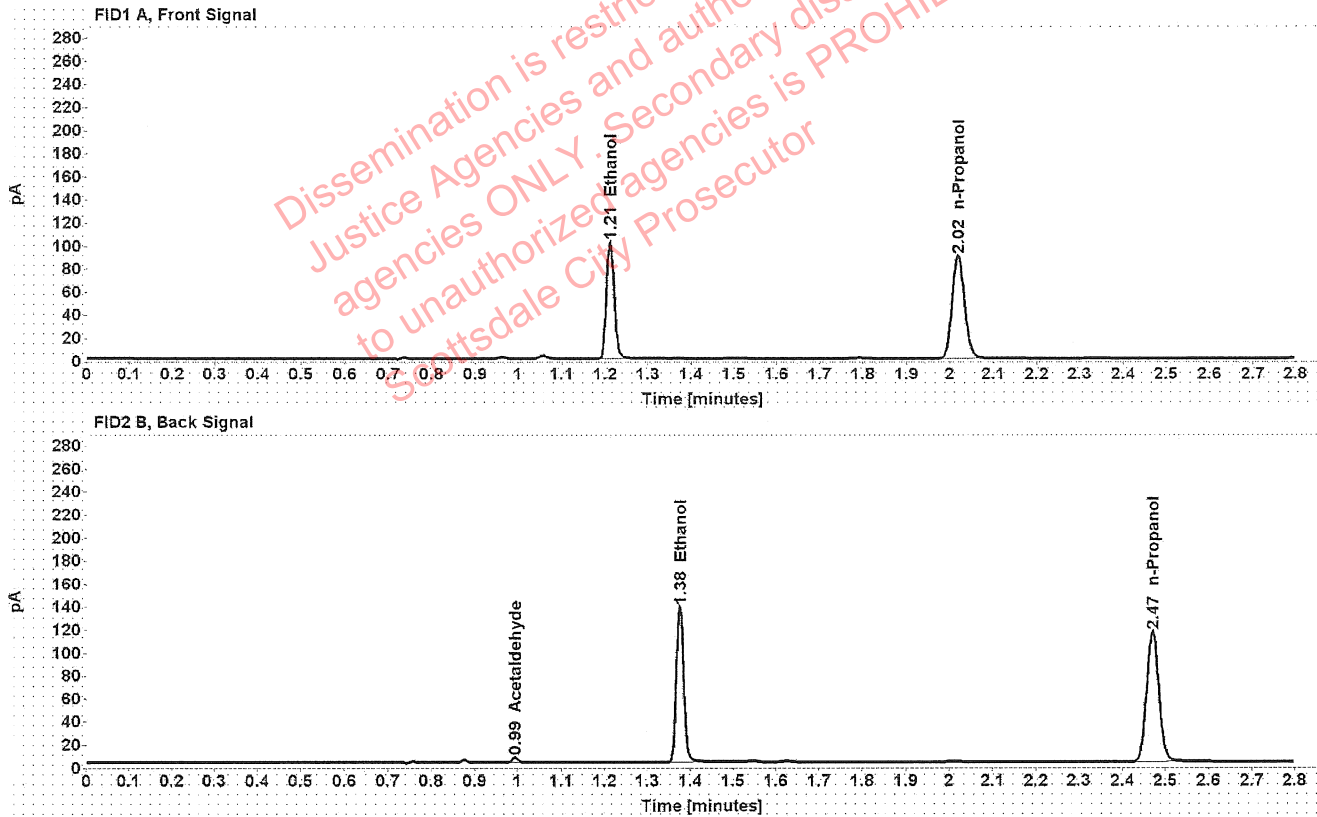


Table 1: FID 1 A (column DB-ALC1)

Compound	Amount (g/100mL)	Time (min)	Peak Area
>Ethanol	0.1967	1.212	129.117
n-Propanol	-----	2.019	177.974

Table 2: FID 2 B (column DB-ALC2)

Compound	Time (min)	Peak Area
Acetaldehyde	0.994	3.977
Ethanol	1.376	165.130
n-Propanol	2.470	227.611

Scottsdale Police Department Crime Lab Volatiles Analysis

Sample:	1421062	Vial:	25
Description:	[REDACTED]	LIMS ID:	[REDACTED]
Method:	ethanol quant.M	Sequence:	11May22
Instrument:	US14173023 CN14160045	Injection date:	5/11/2022 1:32:14 PM
Data file:	C:\Chem32\1\Data\11May22\25.D	Analyst:	Abbott

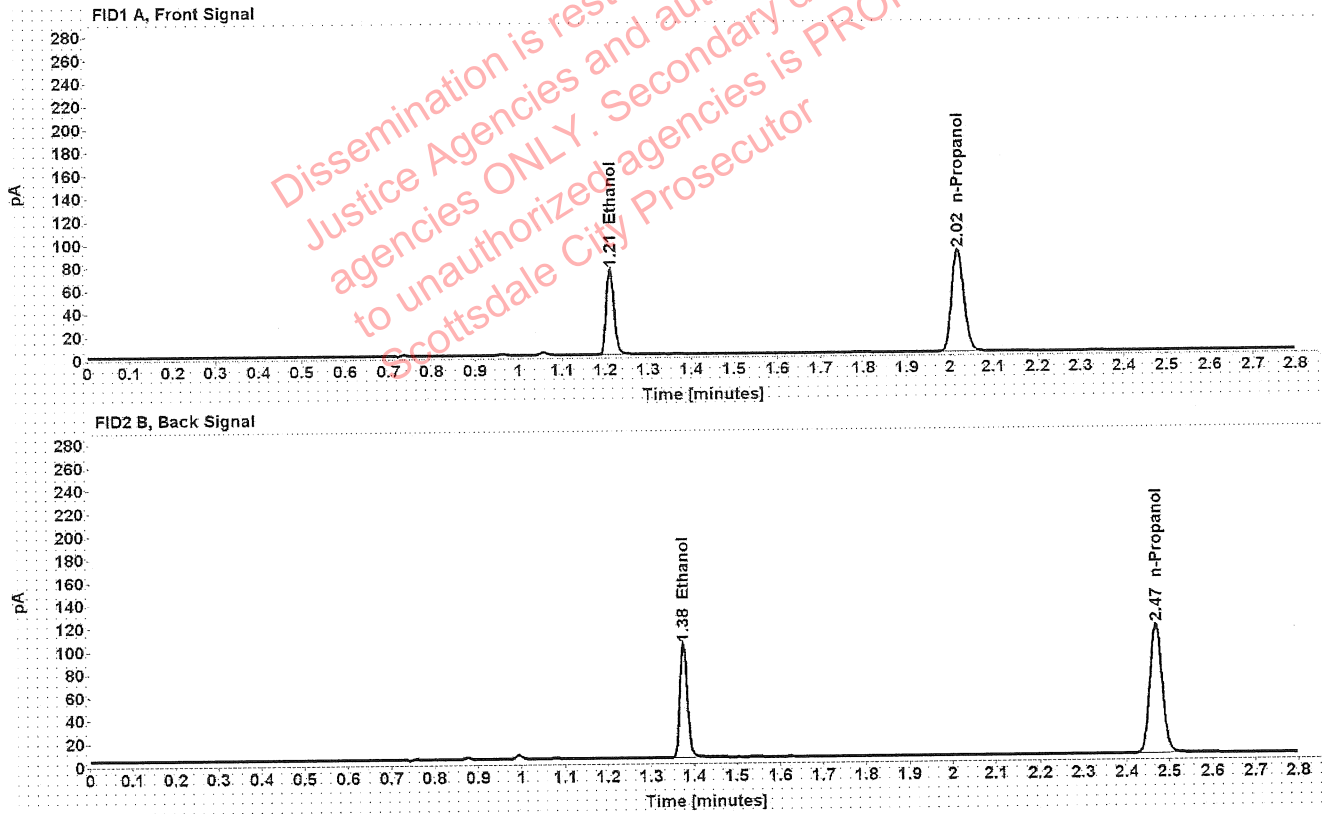


Table 1: FID 1 A (column DB-ALC1)

Compound	Amount (g/100mL)	Time (min)	Peak Area
>Ethanol	0.1455	1.211	94.529
n-Propanol	-----	2.018	176.701

Table 2: FID 2 B (column DB-ALC2)

Compound	Time (min)	Peak Area
Ethanol	1.375	120.379
n-Propanol	2.468	225.015

Scottsdale Police Department Crime Lab Volatiles Analysis

Sample:	1421062	Vial:	26
Description:	[REDACTED]	LIMS ID:	[REDACTED]
Method:	ethanol quant.M	Sequence:	11May22
Instrument:	US14173023 CN14160045	Injection date:	5/11/2022 1:36:14 PM
Data file:	C:\Chem32\1\Data\11May22\26.D	Analyst:	Abbott

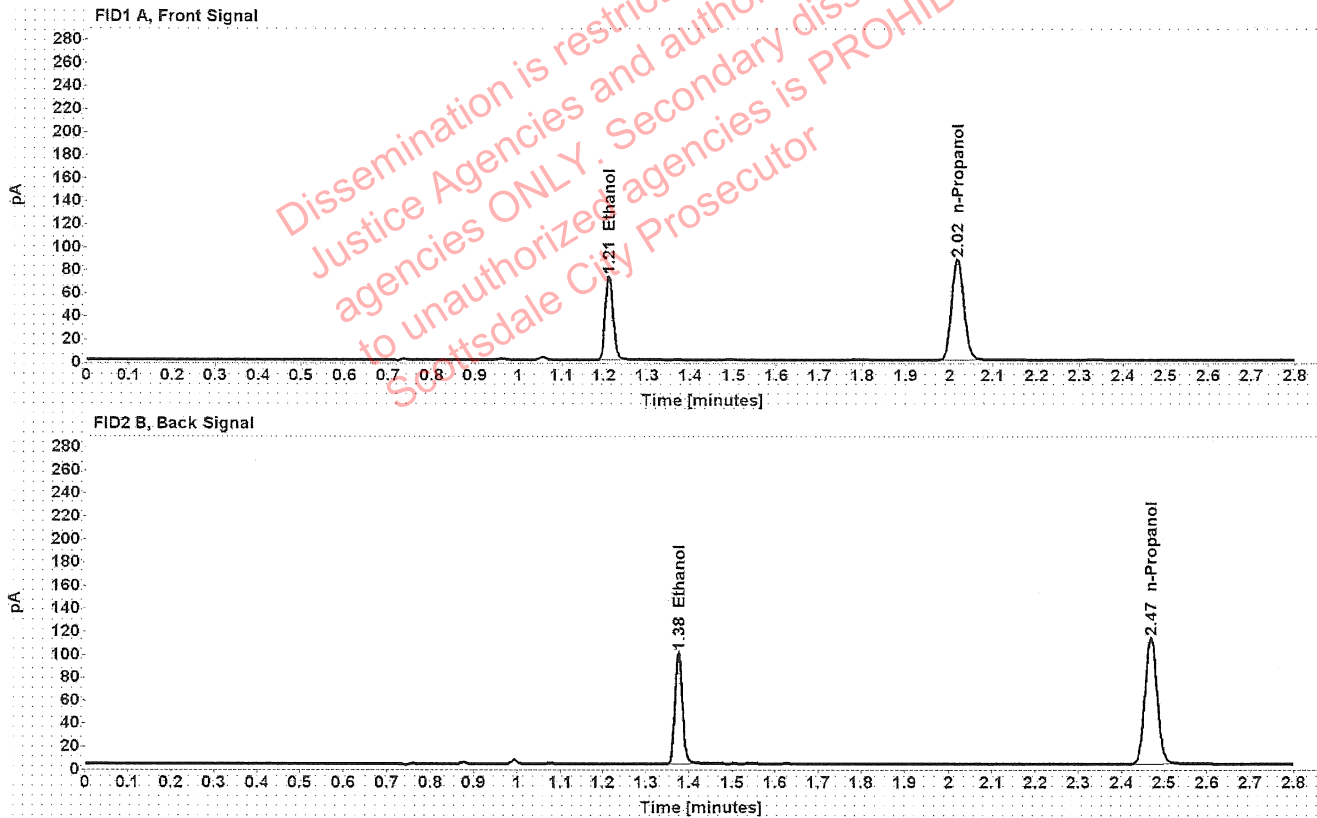


Table 1: FID 1 A (column DB-ALC1)

Compound	Amount (g/100mL)	Time (min)	Peak Area
>Ethanol	0.1447	1.211	92.762
n-Propanol	-----	2.018	174.431

Table 2: FID 2 B (column DB-ALC2)

Compound	Time (min)	Peak Area
Ethanol	1.375	118.204
n-Propanol	2.469	222.104

Scottsdale Police Department Crime Lab Volatiles Analysis

Sample:	1421057	Vial:	27
Description:	[REDACTED]	LIMS ID:	[REDACTED]
Method:	ethanol quant.M	Sequence:	11May22
Instrument:	US14173023 CN14160045	Injection date:	5/11/2022 1:40:14 PM
Data file:	C:\Chem32\11Data\11May22\27.D	Analyst:	Abbott

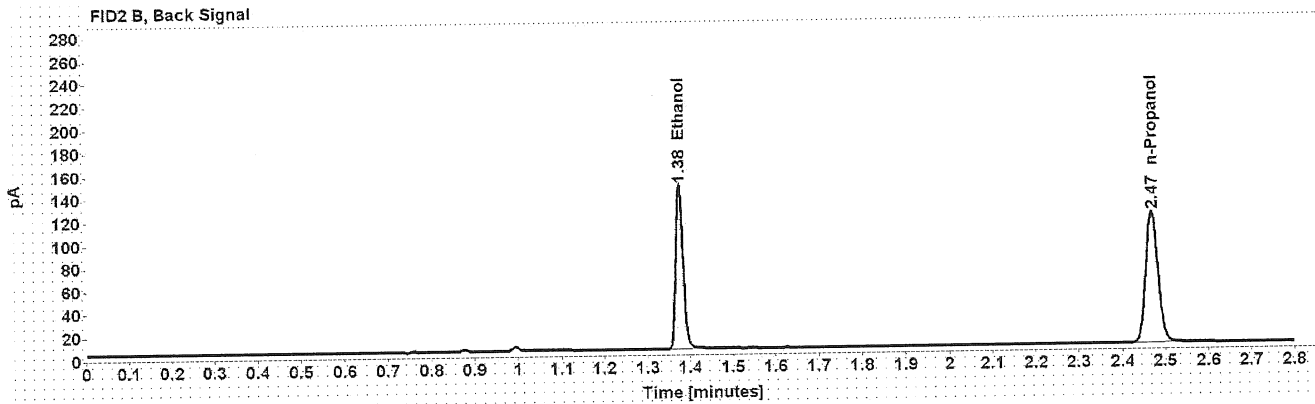
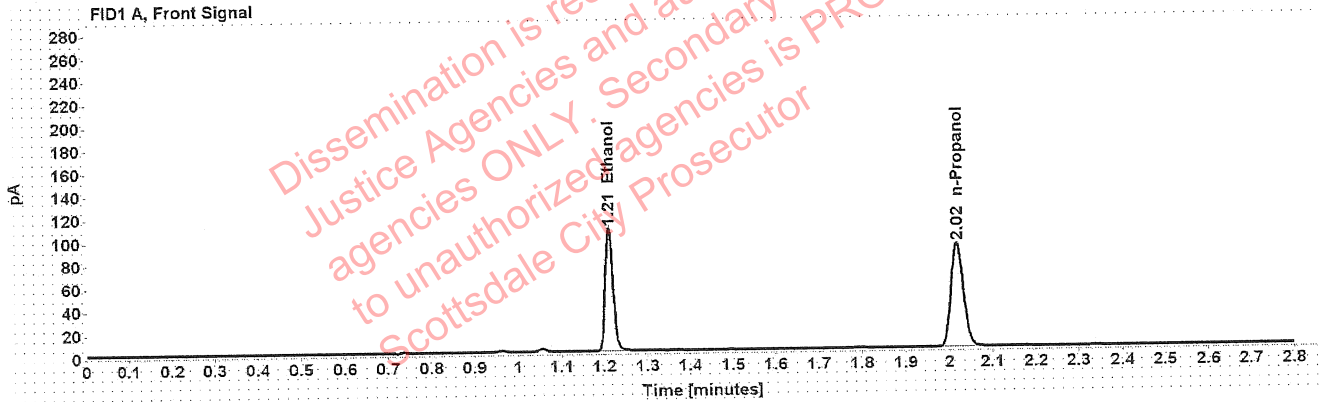


Table 1: FID 1 A (column DB-ALC1)

Compound	Amount (g/100mL)	Time (min)	Peak Area
>Ethanol	0.2048	1.211	135.855
n-Propanol	-----	2.018	179.769

Table 2: FID 2 B (column DB-ALC2)

Compound	Time (min)	Peak Area
Ethanol	1.375	173.381
n-Propanol	2.469	228.857

Scottsdale Police Department Crime Lab Volatiles Analysis

Sample: 1421057	Vial: 28
Description: ██████████	LIMS ID: ██████████
Method: ethanol quant.M	Sequence: 11May22
Instrument: US14173023 CN14160045	Injection date: 5/11/2022 1:44:14 PM
Data file: C:\Chem32\1\Data\11May22\28.D	Analyst: Abbott

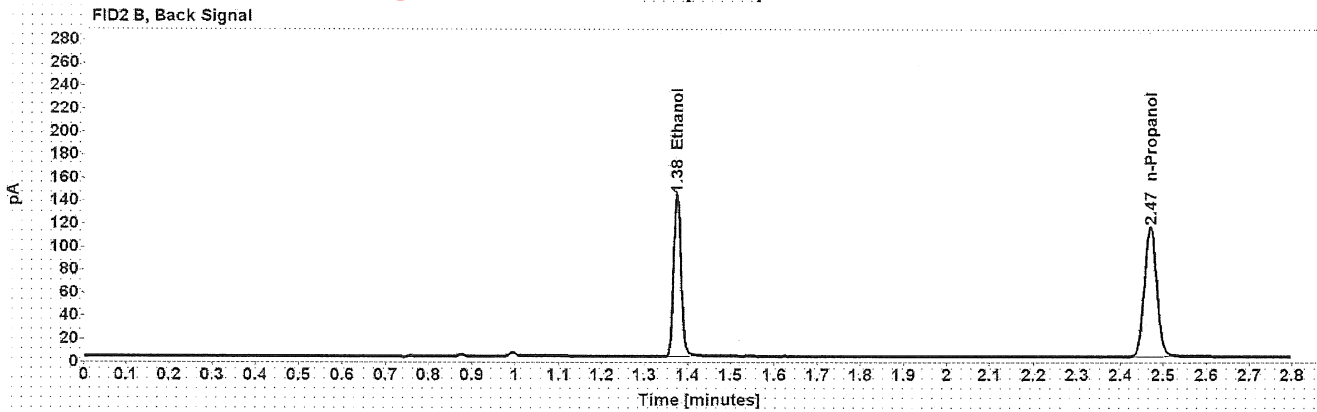
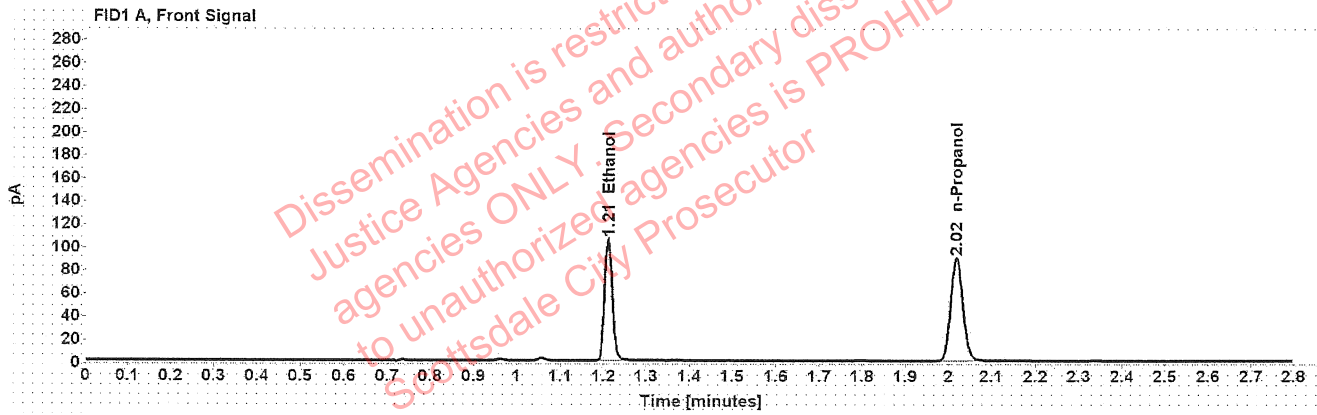


Table 1: FID 1 A (column DB-ALC1)

Compound	Amount (g/100mL)	Time (min)	Peak Area
>Ethanol	0.2038	1.211	133.878
n-Propanol	-----	2.019	178.029

Table 2: FID 2 B (column DB-ALC2)

Compound	Time (min)	Peak Area
Ethanol	1.375	171.142
n-Propanol	2.469	226.700

Scottsdale Police Department Crime Lab Volatiles Analysis

Sample:	40501EI	Vial:	29
Description:	[REDACTED]	LIMS ID:	[REDACTED]
Method:	ethanol quant.M	Sequence:	11May22
Instrument:	US14173023 CN14160045	Injection date:	5/11/2022 1:48:14 PM
Data file:	C:\Chem32\1\Data\11May22\29.D	Analyst:	Abbott

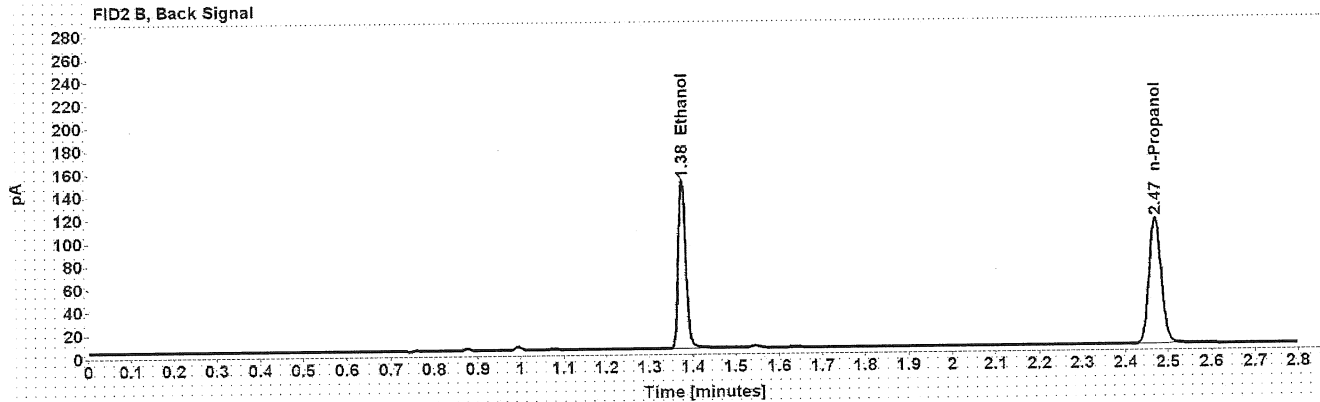
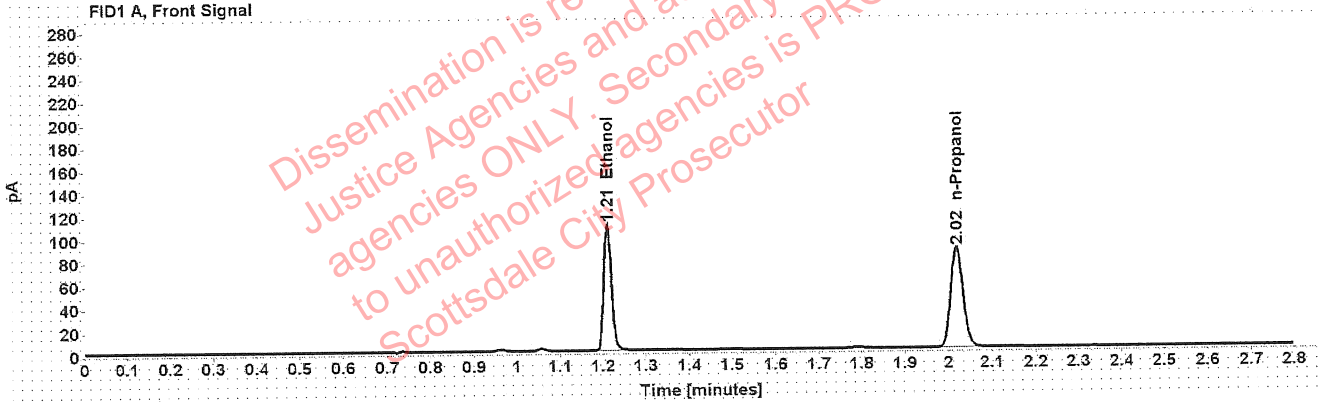


Table 1: FID 1 A (column DB-ALC1)

Compound	Amount (g/100mL)	Time (min)	Peak Area
>Ethanol	0.2190	1.211	139.119
n-Propanol	-----	2.019	172.105

Table 2: FID 2 B (column DB-ALC2)

Compound	Time (min)	Peak Area
Ethanol	1.375	178.600
n-Propanol	2.470	219.274

Scottsdale Police Department Crime Lab Volatiles Analysis

Sample:	40501EI	Vial:	30
Description:	[Redacted]	LIMS ID:	[Redacted]
Method:	ethanol quant.M	Sequence:	11May22
Instrument:	US14173023 CN14160045	Injection date:	5/11/2022 1:52:14 PM
Data file:	C:\Chem32\1\Data\11May22\30.D	Analyst:	Abbott

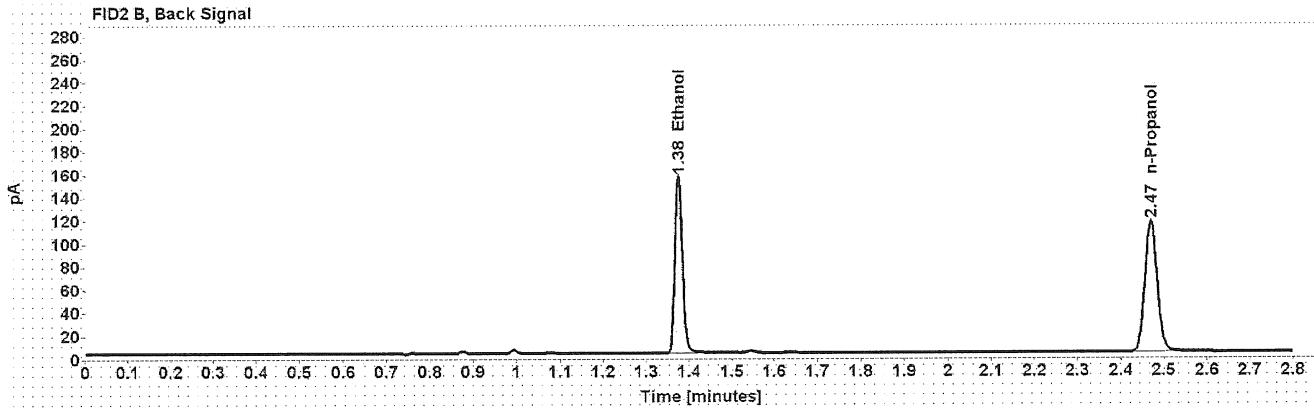
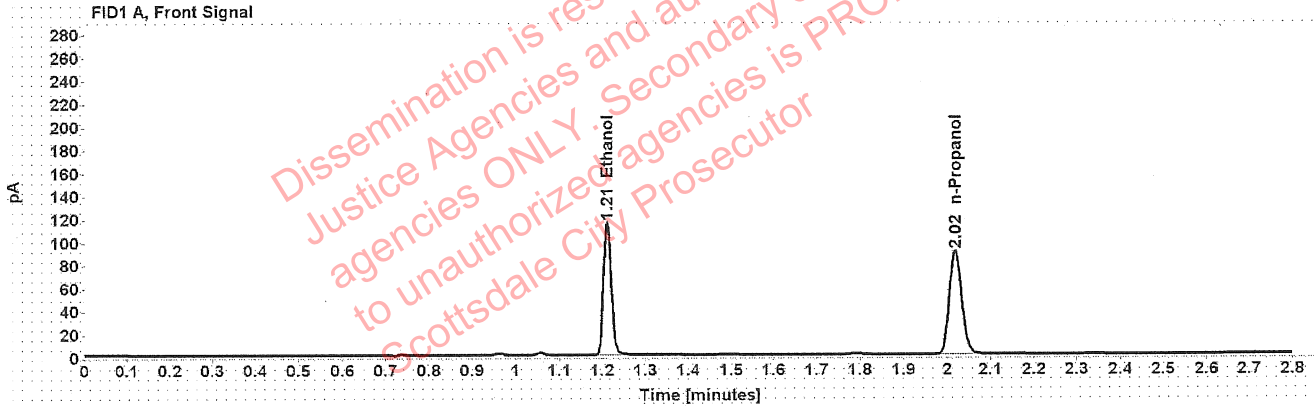


Table 1: FID 1 A (column DB-ALC1)

Compound	Amount (g/100mL)	Time (min)	Peak Area
>Ethanol	0.2210	1.211	146.047
n-Propanol	-----	2.019	178.991

Table 2: FID 2 B (column DB-ALC2)

Compound	Time (min)	Peak Area
Ethanol	1.376	187.164
n-Propanol	2.470	228.101

Scottsdale Police Department Crime Lab Volatiles Analysis

Sample:	4011FH	Vial:	32
Description:	[REDACTED]	LIMS ID:	[REDACTED]
Method:	ethanol quant.M	Sequence:	11May22
Instrument:	US14173023 CN14160045	Injection date:	5/11/2022 2:00:29 PM
Data file:	C:\Chem32\1\Data\11May22\32.D	Analyst:	Abbott

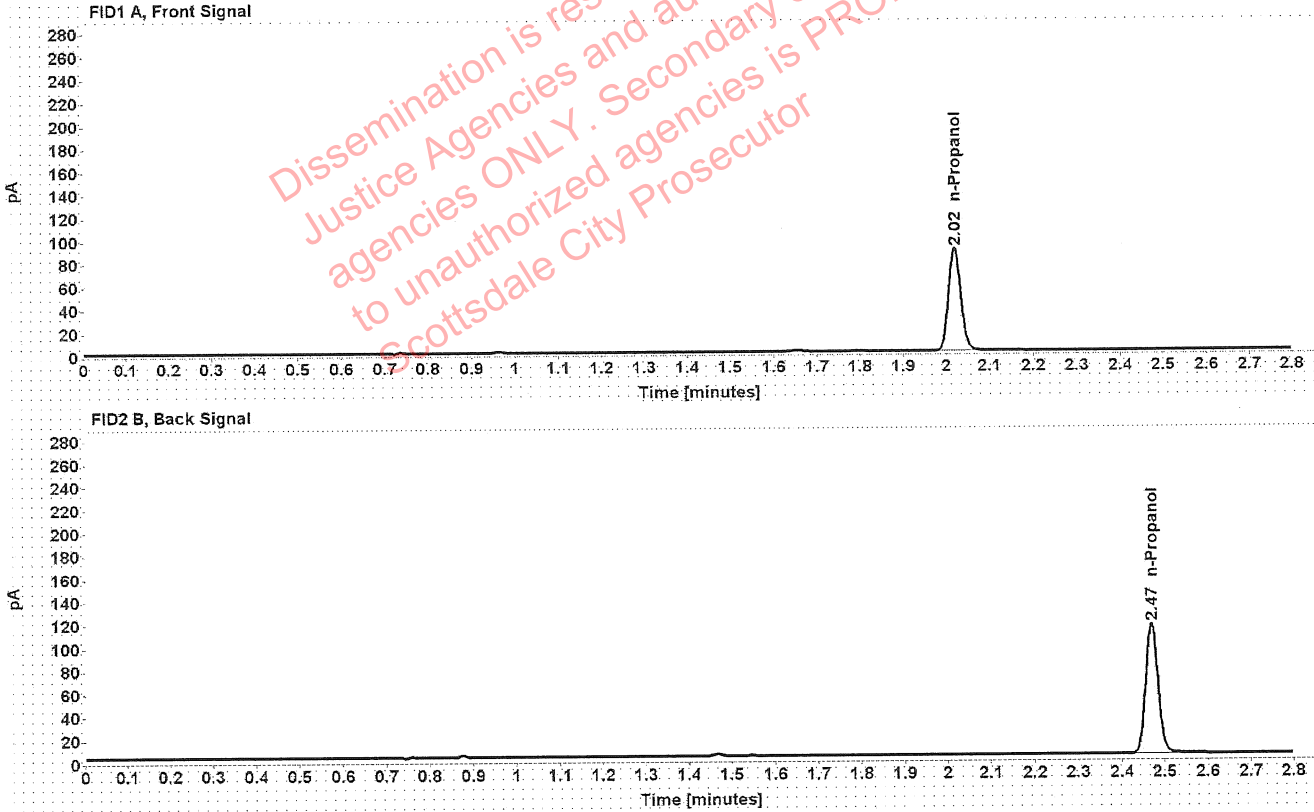


Table 1: FID 1 A (column DB-ALC1)

Compound	Amount (g/100mL)	Time (min)	Peak Area
n-Propanol	-----	2.019	177.263

Table 2: FID 2 B (column DB-ALC2)

Compound	Time (min)	Peak Area
n-Propanol	2.470	226.255

Scottsdale Police Department Crime Lab Volatiles Analysis

Sample:	4011FH	Vial:	33
Description:	[REDACTED]	LIMS ID:	[REDACTED]
Method:	ethanol quant.M	Sequence:	11May22
Instrument:	US14173023 CN14160045	Injection date:	5/11/2022 2:04:29 PM
Data file:	C:\Chem32\1\Data\11May22\33.D	Analyst:	Abbott

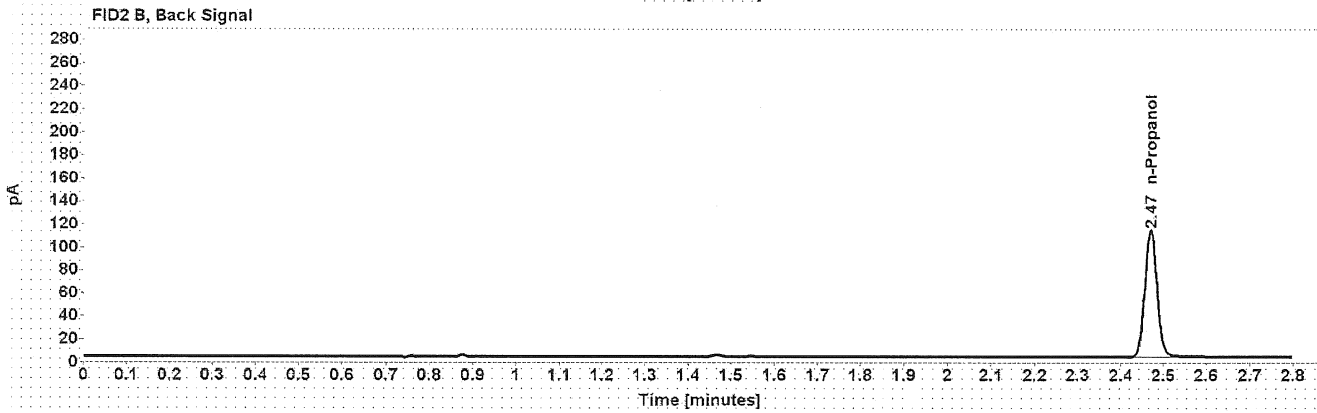
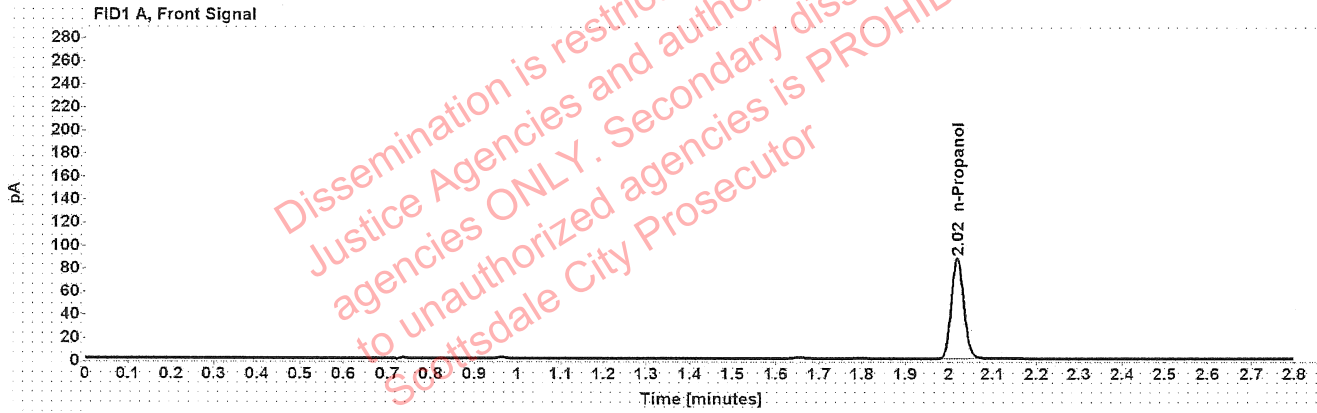


Table 1: FID 1 A (column DB-ALC1)

Compound	Amount (g/100mL)	Time (min)	Peak Area
n-Propanol	-----	2.019	174.750

Table 2: FID 2 B (column DB-ALC2)

Compound	Time (min)	Peak Area
n-Propanol	2.470	223.062

Scottsdale Police Department Crime Lab Volatiles Analysis

Sample:	35301AM	Vial:	34
Description:	[REDACTED]	LIMS ID:	[REDACTED]
Method:	ethanol quant.M	Sequence:	11May22
Instrument:	US14173023 CN14160045	Injection date:	5/11/2022 2:08:29 PM
Data file:	C:\Chem32\1\Data\11May22\34.D	Analyst:	Abbott

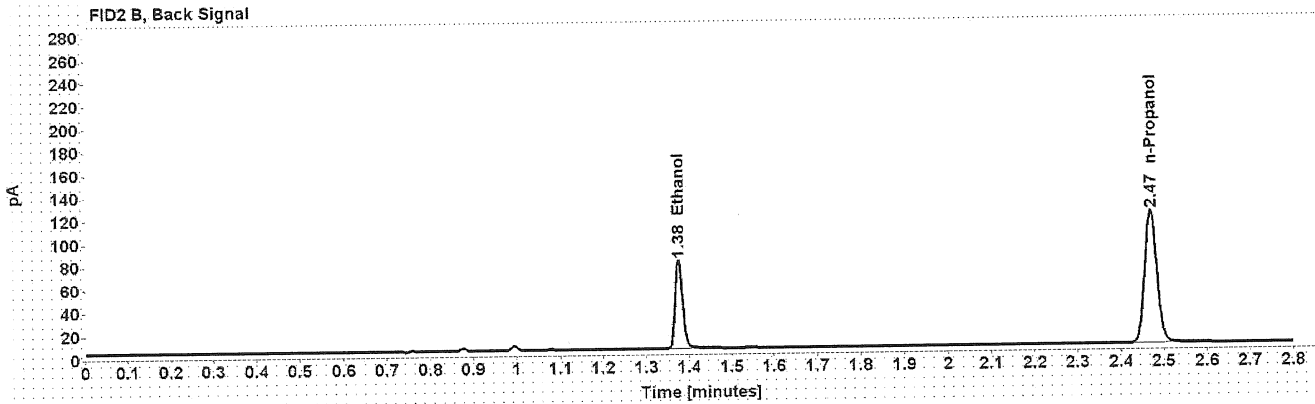
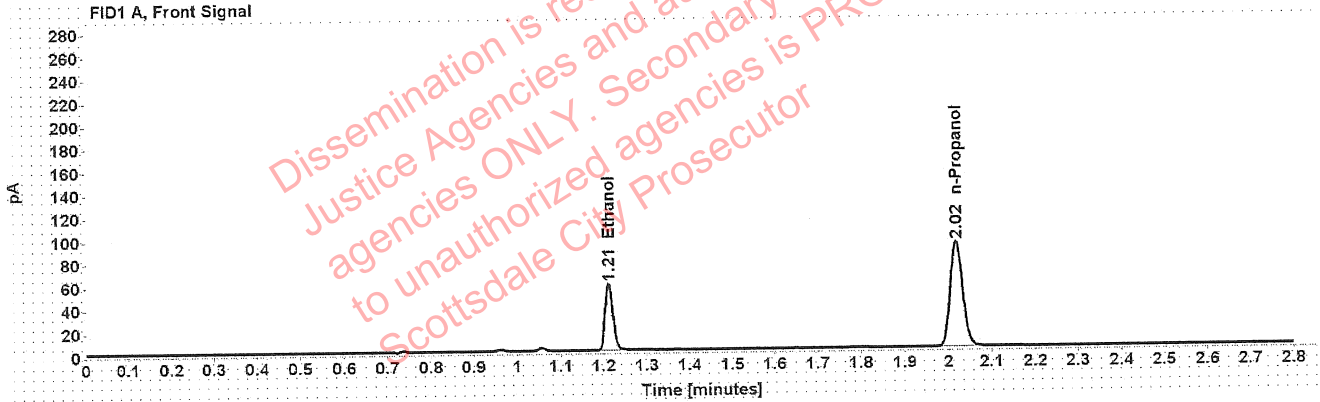


Table 1: FID 1 A (column DB-ALC1)

Compound	Amount (g/100mL)	Time (min)	Peak Area
>Ethanol	0.1107	1.212	73.709
n-Propanol	-----	2.019	181.820

Table 2: FID 2 B (column DB-ALC2)

Compound	Time (min)	Peak Area
Ethanol	1.376	93.657
n-Propanol	2.470	231.892

Scottsdale Police Department Crime Lab Volatiles Analysis

Sample:	35301AM	Vial:	35
Description:	[REDACTED]	LIMS ID:	[REDACTED]
Method:	ethanol quant.M	Sequence:	11May22
Instrument:	US14173023 CN14160045	Injection date:	5/11/2022 2:12:29 PM
Data file:	C:\Chem32\1\Data\11May22\35.D	Analyst:	Abbott

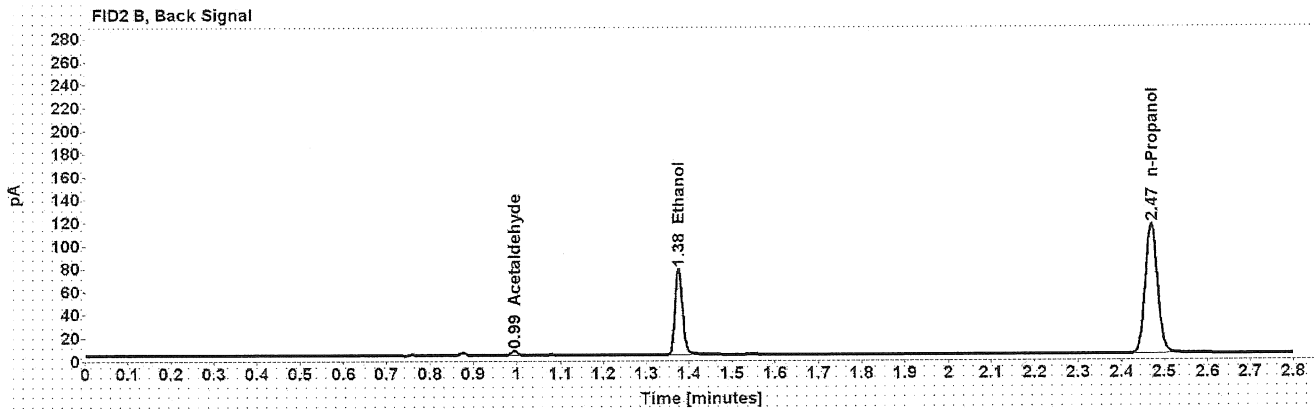
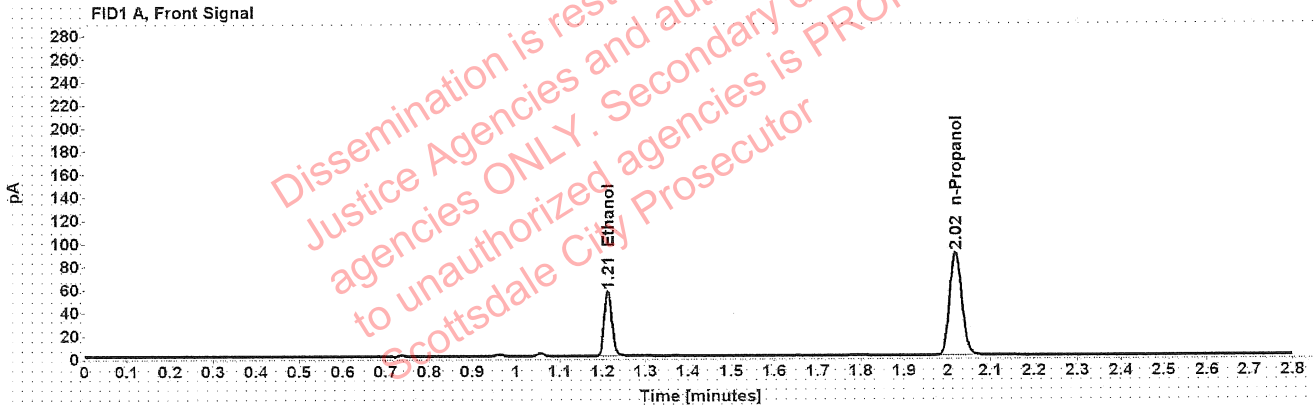


Table 1: FID 1 A (column DB-ALC1)

Compound	Amount (g/100mL)	Time (min)	Peak Area
>Ethanol	0.1100	1.212	71.355
n-Propanol	-----	2.019	177.142

Table 2: FID 2 B (column DB-ALC2)

Compound	Time (min)	Peak Area
Acetaldehyde	0.994	3.778
Ethanol	1.376	90.816
n-Propanol	2.469	225.873

Scottsdale Police Department Crime Lab Volatiles Analysis

Sample:	35301JS	Vial:	36
Description:	[REDACTED]	LIMS ID:	[REDACTED]
Method:	ethanol quant.M	Sequence:	11May22
Instrument:	US14173023 CN14160045	Injection date:	5/11/2022 2:16:29 PM
Data file:	C:\Chem32\1\Data\11May22\36.D	Analyst:	Abbott

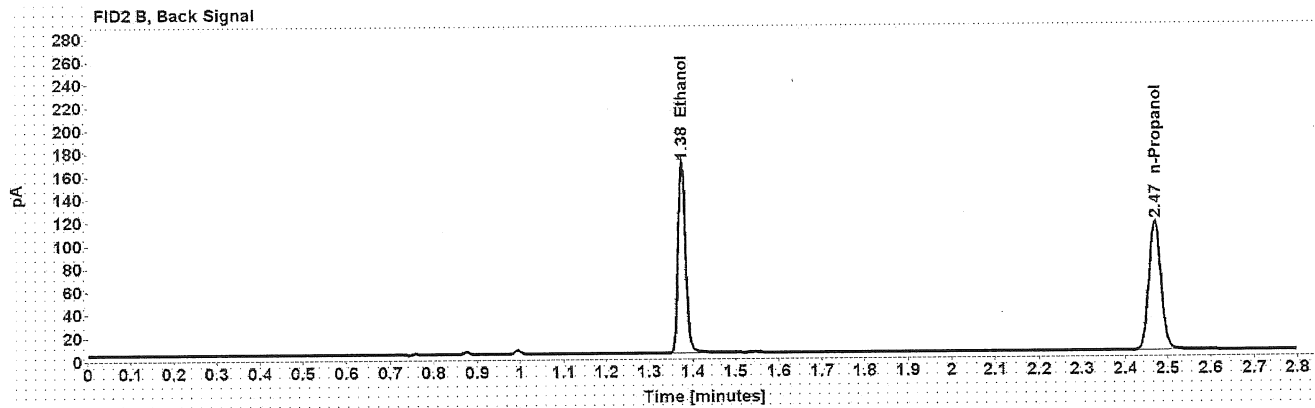
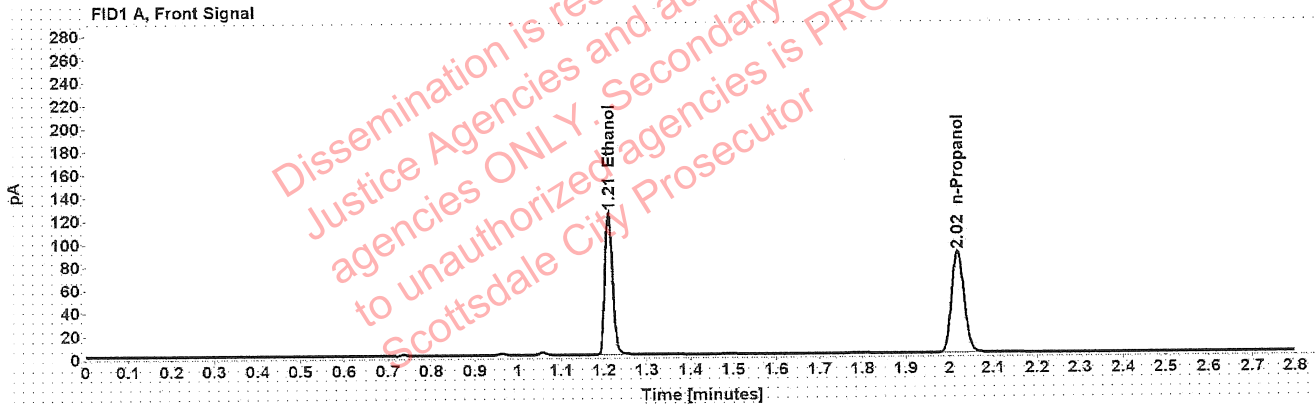


Table 1: FID 1 A (column DB-ALC1)

Compound	Amount (g/100mL)	Time (min)	Peak Area
>Ethanol	0.2417	1.211	157.314
n-Propanol	-----	2.018	176.146

Table 2: FID 2 B (column DB-ALC2)

Compound	Time (min)	Peak Area
Ethanol	1.375	201.702
n-Propanol	2.469	224.526

Scottsdale Police Department Crime Lab Volatiles Analysis

Sample:	35301JS	Vial:	37
Description:	[REDACTED]	LIMS ID:	[REDACTED]
Method:	ethanol quant.M	Sequence:	11May22
Instrument:	US14173023 CN14160045	Injection date:	5/11/2022 2:20:44 PM
Data file:	C:\Chem32\1\Data\11May22\37.D	Analyst:	Abbott

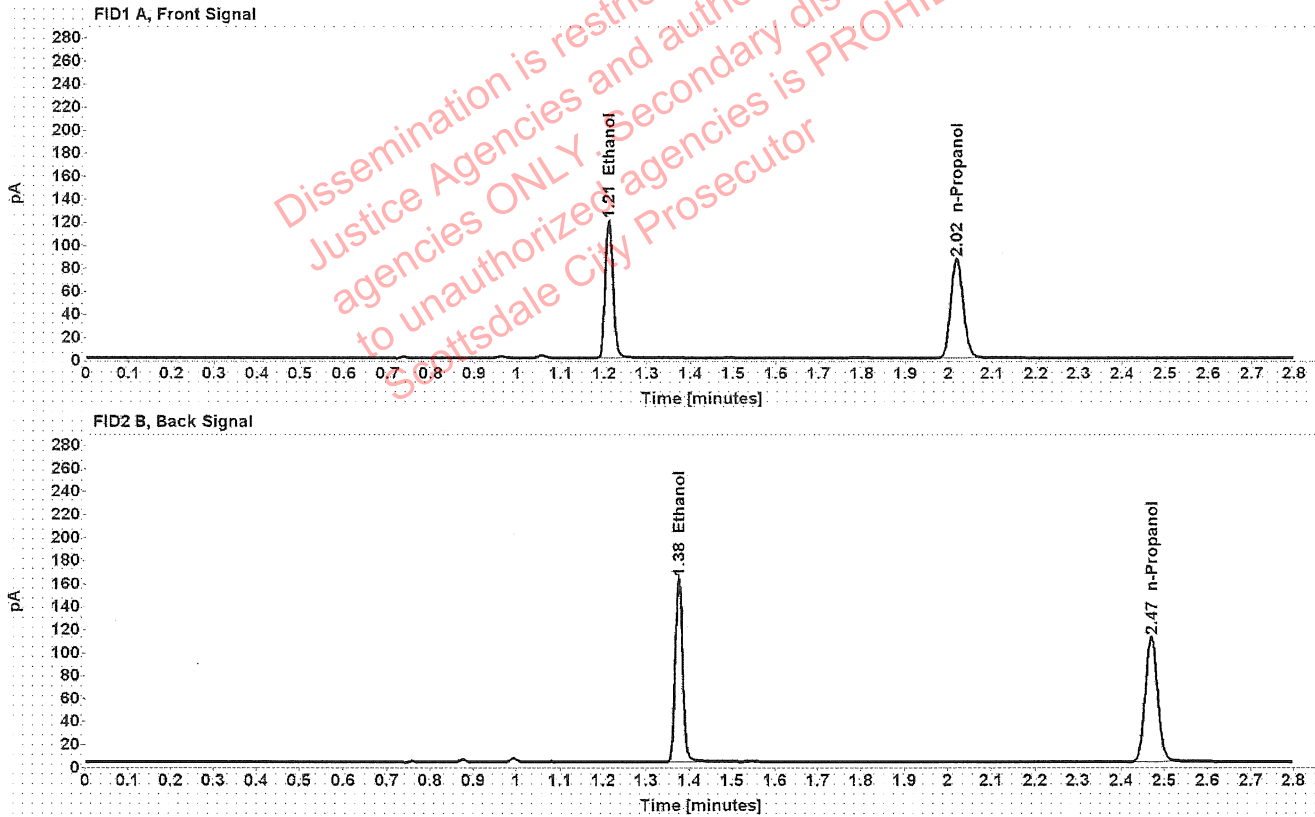


Table 1: FID 1 A (column DB-ALC1)

Compound	Amount (g/100mL)	Time (min)	Peak Area
>Ethanol	0.2398	1.211	152.193
n-Propanol	-----	2.018	171.788

Table 2: FID 2 B (column DB-ALC2)

Compound	Time (min)	Peak Area
Ethanol	1.375	194.957
n-Propanol	2.469	218.776

Scottsdale Police Department Crime Lab Volatiles Analysis

Sample:	39001AM	Vial:	38
Description:	[redacted]	LIMS ID:	[redacted]
Method:	ethanol quant.M	Sequence:	11May22
Instrument:	US14173023 CN14160045	Injection date:	5/11/2022 2:24:44 PM
Data file:	C:\Chem32\1\Data\11May22\38.D	Analyst:	Abbott

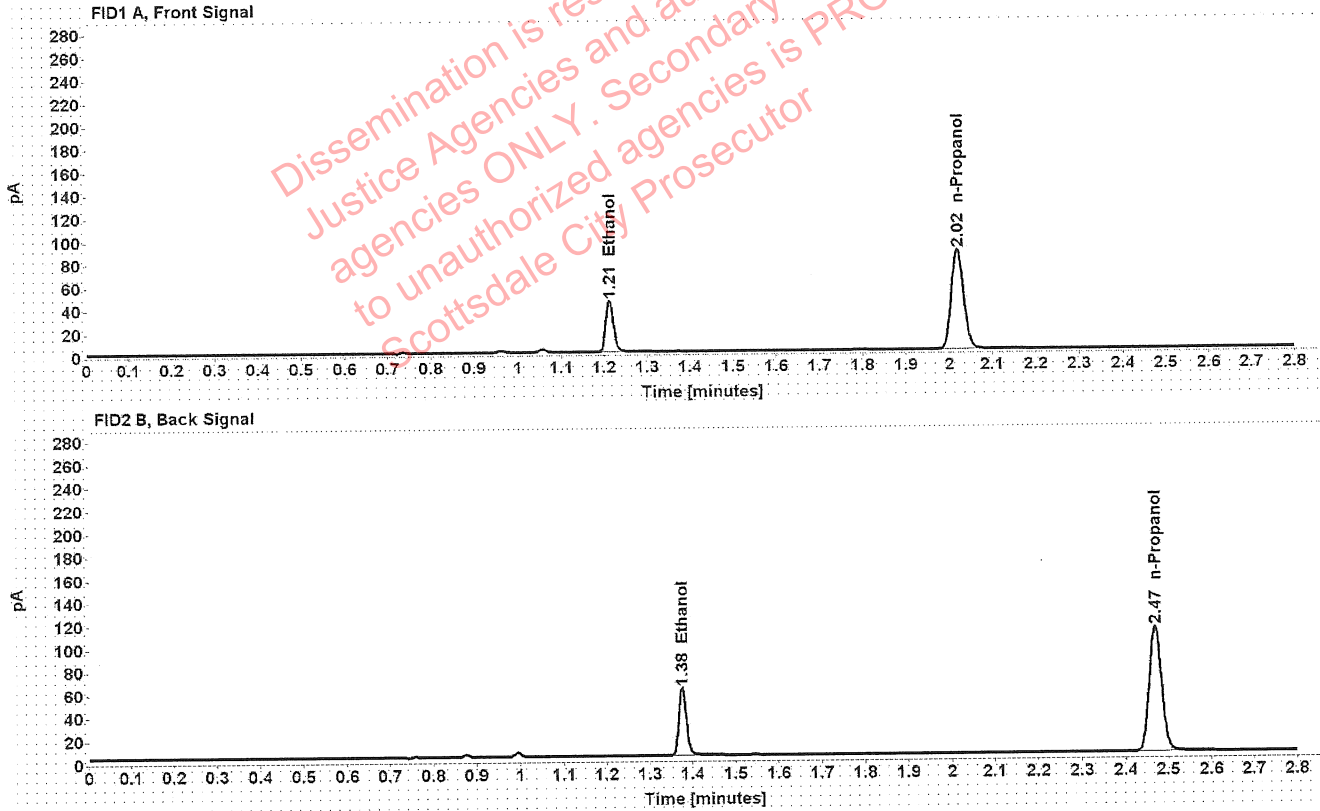


Table 1: FID 1 A (column DB-ALC1)

Compound	Amount (g/100mL)	Time (min)	Peak Area
>Ethanol	0.0901	1.212	56.587
n-Propanol	-----	2.019	172.097

Table 2: FID 2 B (column DB-ALC2)

Compound	Time (min)	Peak Area
Ethanol	1.376	71.989
n-Propanol	2.470	219.521

Scottsdale Police Department Crime Lab Volatiles Analysis

Sample:	39001AM	Vial:	39
Description:		LIMS ID:	
Method:	ethanol quant.M	Sequence:	11May22
Instrument:	US14173023 CN14160045	Injection date:	5/11/2022 2:28:44 PM
Data file:	C:\Chem32\1\Data\11May22\39.D	Analyst:	Abbott

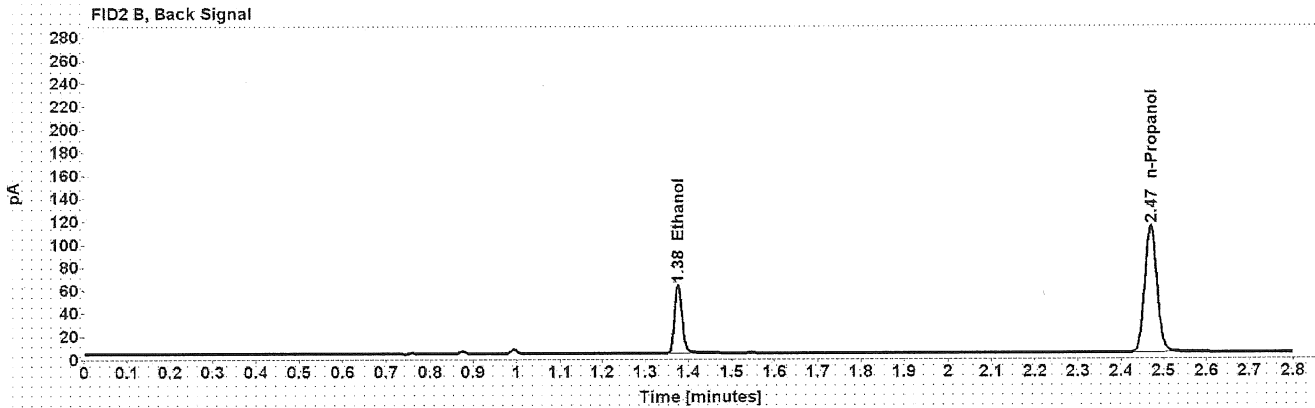
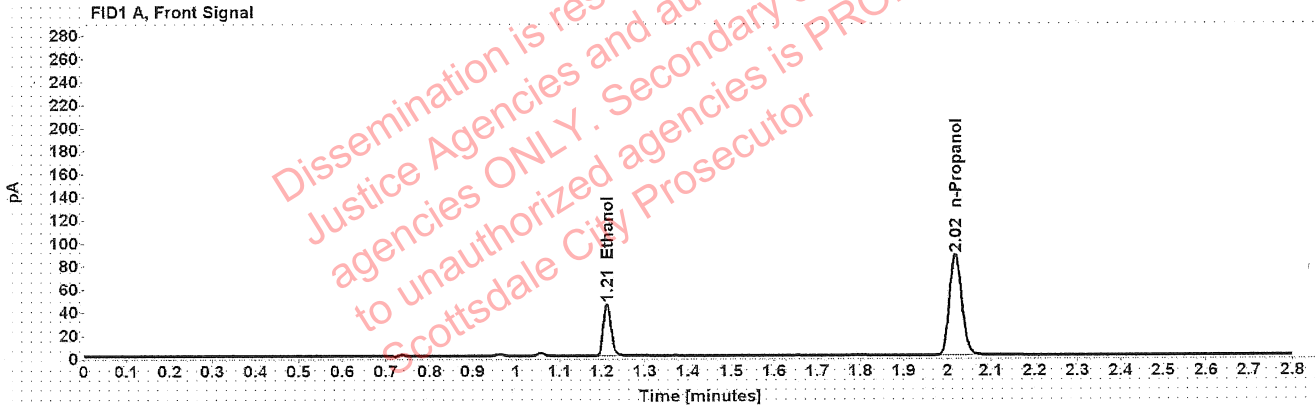


Table 1: FID 1 A (column DB-ALC1)

Compound	Amount (g/100mL)	Time (min)	Peak Area
>Ethanol	0.0898	1.212	56.904
n-Propanol	-----	2.019	173.665

Table 2: FID 2 B (column DB-ALC2)

Compound	Time (min)	Peak Area
Ethanol	1.376	72.274
n-Propanol	2.470	221.306

Scottsdale Police Department Crime Lab Volatiles Analysis

Sample:	40701FC	Vial:	40
Description:	[REDACTED]	LIMS ID:	[REDACTED]
Method:	ethanol quant.M	Sequence:	11May22
Instrument:	US14173023 CN14160045	Injection date:	5/11/2022 2:32:44 PM
Data file:	C:\Chem32\1\Data\11May22\40.D	Analyst:	Abbott

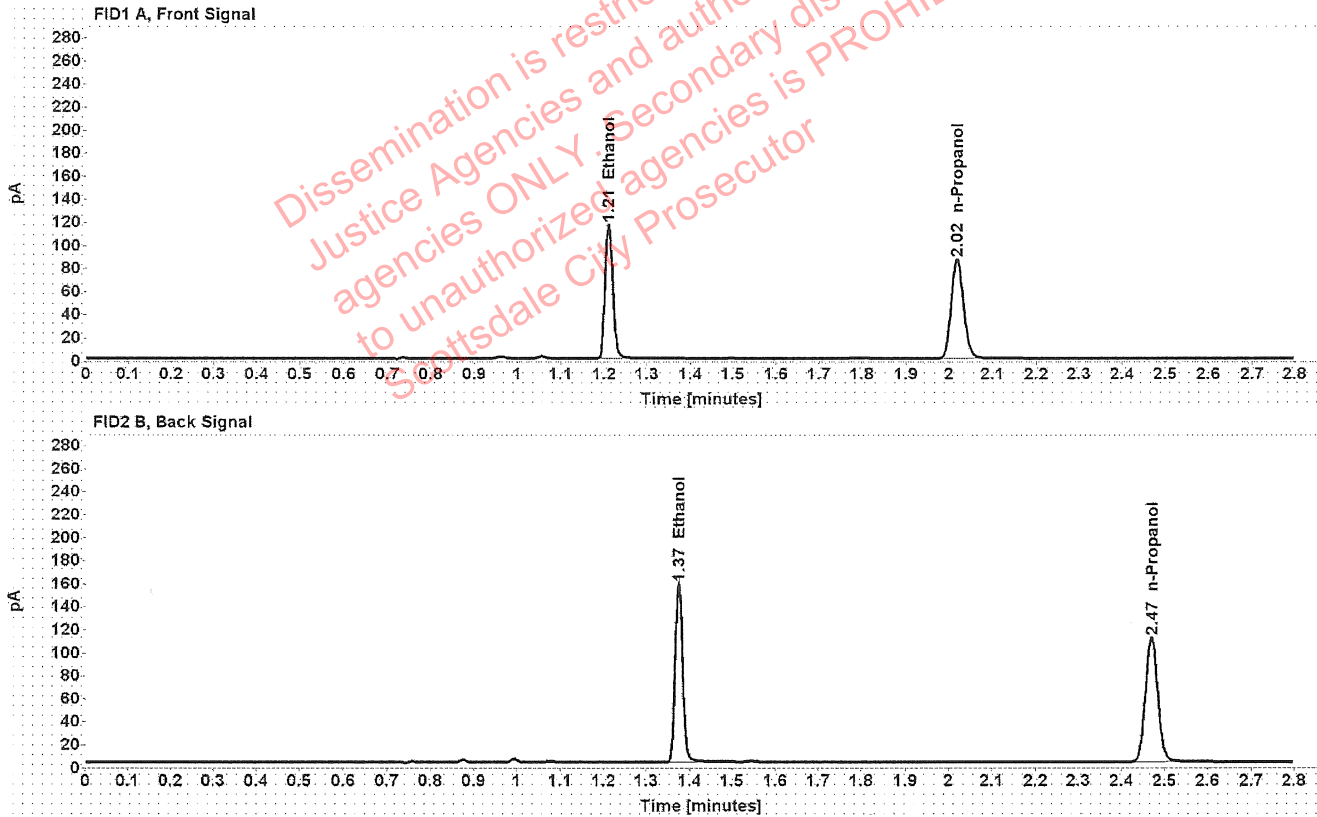


Table 1: FID 1 A (column DB-ALC1)

Compound	Amount (g/100mL)	Time (min)	Peak Area
>Ethanol	0.2341	1.211	147.812
n-Propanol	-----	2.018	170.954

Table 2: FID 2 B (column DB-ALC2)

Compound	Time (min)	Peak Area
Ethanol	1.375	189.543
n-Propanol	2.469	217.634

Scottsdale Police Department Crime Lab Volatiles Analysis

Sample:	40701FC	Vial:	41
Description:	[REDACTED]	LIMS ID:	[REDACTED]
Method:	ethanol quant.M	Sequence:	11May22
Instrument:	US14173023 CN14160045	Injection date:	5/11/2022 2:36:44 PM
Data file:	C:\Chem32\1\Data\11May22\41.D	Analyst:	Abbott

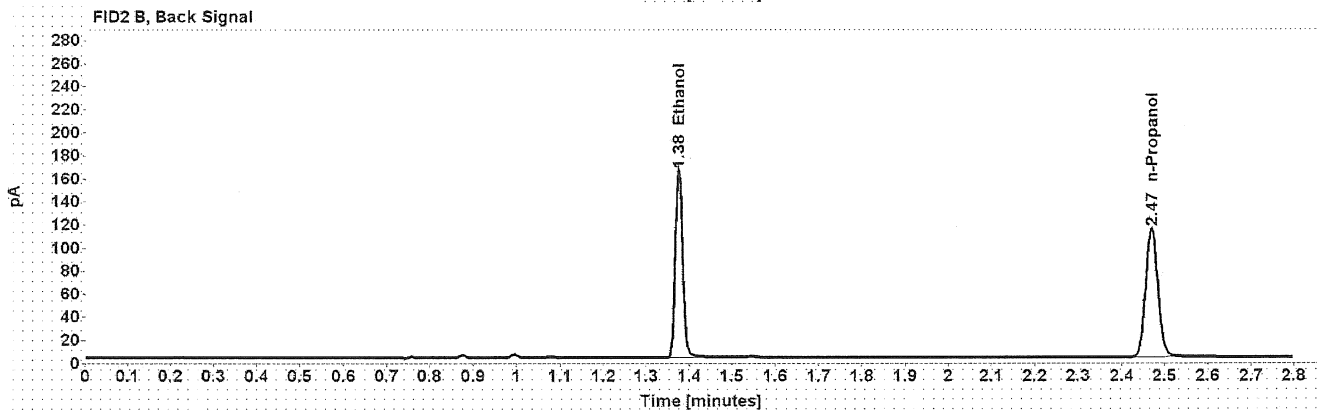
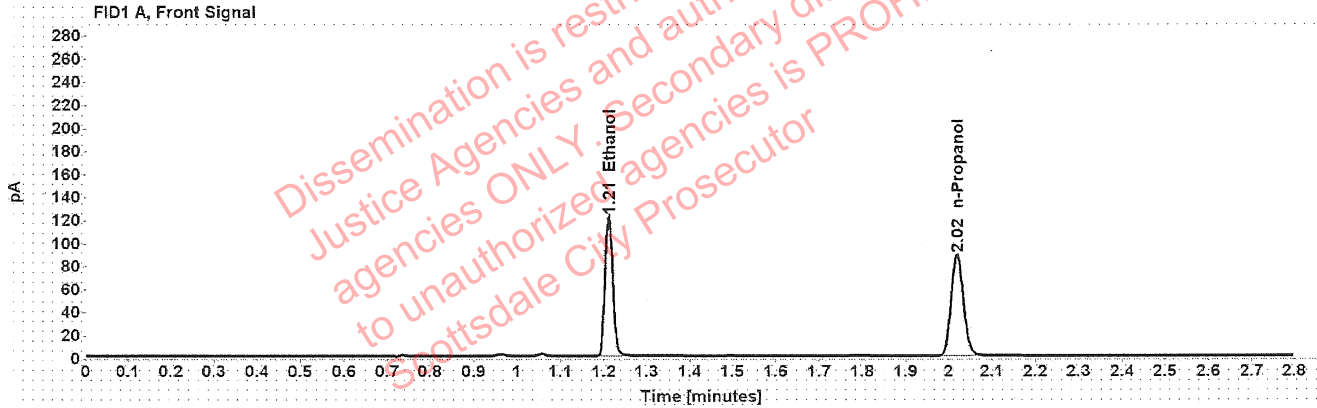


Table 1: FID 1 A (column DB-ALC1)

Compound	Amount (g/100mL)	Time (min)	Peak Area
>Ethanol	0.2375	1.211	154.305
n-Propanol	-----	2.019	175.899

Table 2: FID 2 B (column DB-ALC2)

Compound	Time (min)	Peak Area
Ethanol	1.375	197.883
n-Propanol	2.470	224.057

Scottsdale Police Department Crime Lab Volatiles Analysis

Sample:	1402907	Vial:	43
Description:	[REDACTED]	LIMS ID:	[REDACTED]
Method:	ethanol quant.M	Sequence:	11May22
Instrument:	US14173023 CN14160045	Injection date:	5/11/2022 2:44:59 PM
Data file:	C:\Chem32\1\Data\11May22\43.D	Analyst:	Abbott

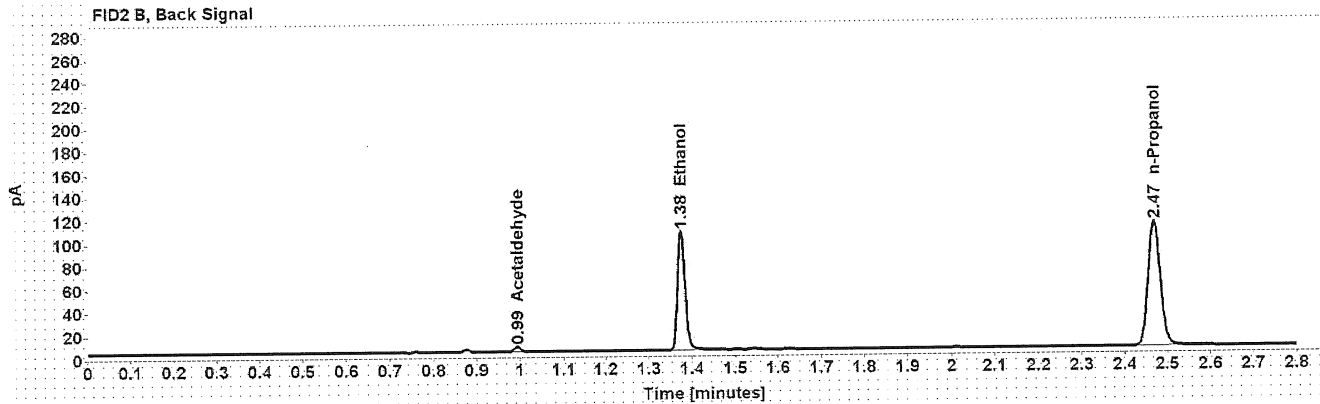
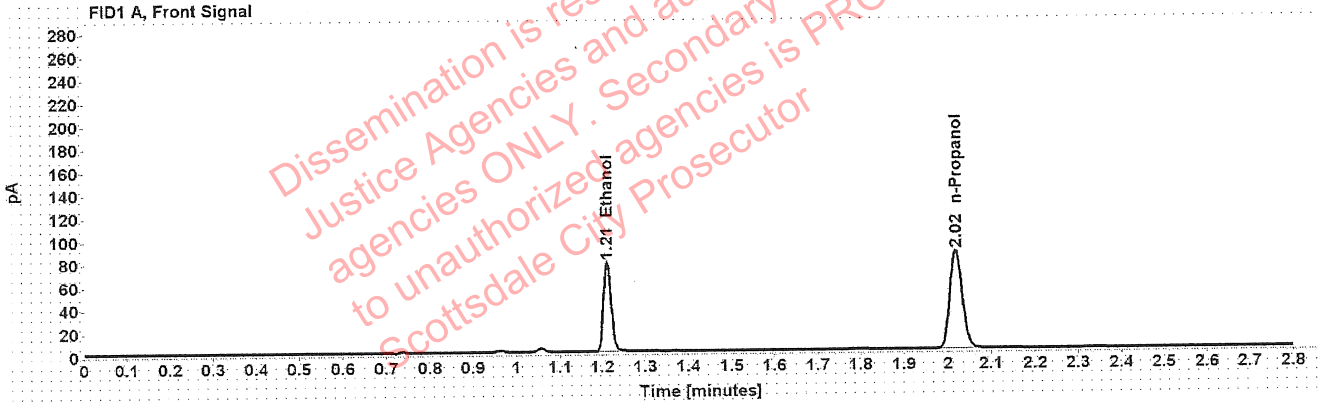


Table 1: FID 1 A (column DB-ALC1)

Compound	Amount (g/100mL)	Time (min)	Peak Area
>Ethanol	0.1576	1.212	98.570
n-Propanol	-----	2.019	169.960

Table 2: FID 2 B (column DB-ALC2)

Compound	Time (min)	Peak Area
Acetaldehyde	0.994	4.401
Ethanol	1.376	125.784
n-Propanol	2.469	216.941

Scottsdale Police Department Crime Lab Volatiles Analysis

Sample:	1402907	Vial:	44
Description:	[REDACTED]	LIMS ID:	[REDACTED]
Method:	ethanol quant.M	Sequence:	11May22
Instrument:	US14173023 CN14160045	Injection date:	5/11/2022 2:48:59 PM
Data file:	C:\Chem32\1\Data\11May22\44.D	Analyst:	Abbott

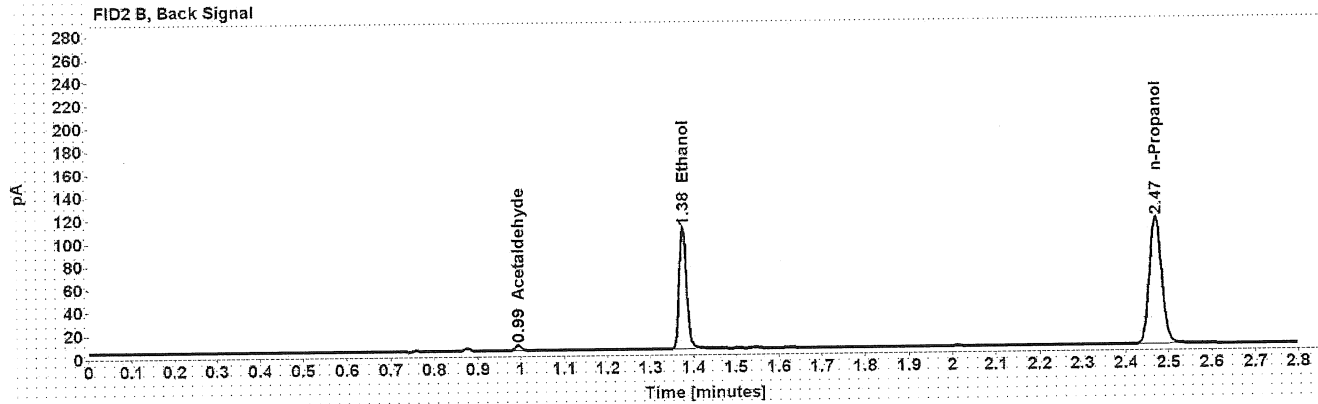
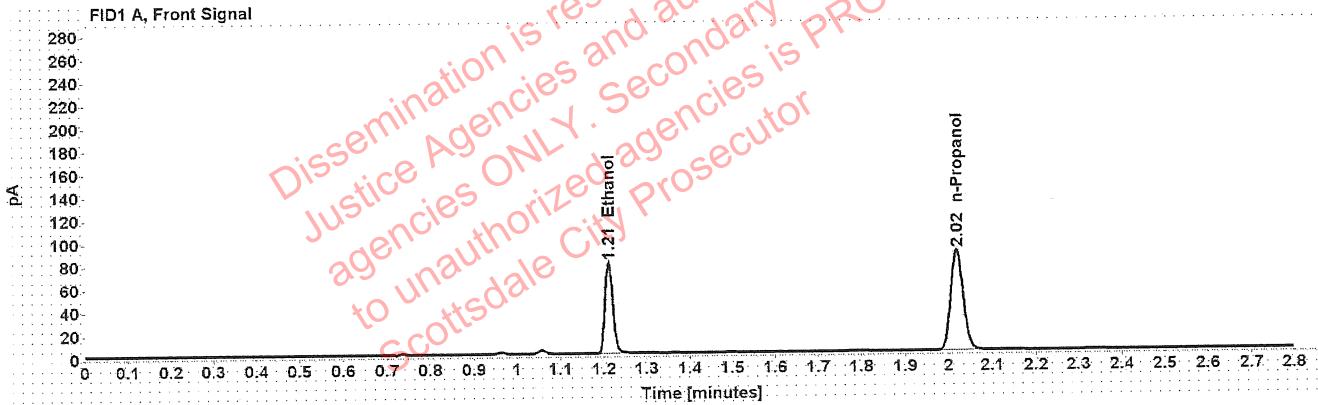


Table 1: FID 1 A (column DB-ALC1)

Compound	Amount (g/100mL)	Time (min)	Peak Area
>Ethanol	0.1575	1.212	100.848
n-Propanol	-----	2.019	173.997

Table 2: FID 2 B (column DB-ALC2)

Compound	Time (min)	Peak Area
Acetaldehyde	0.994	4.483
Ethanol	1.375	128.739
n-Propanol	2.469	222.082

Scottsdale Police Department Crime Lab Volatiles Analysis

Sample:	1391683	Vial:	45
Description:		LIMS ID:	
Method:	ethanol quant.M	Sequence:	11May22
Instrument:	US14173023 CN14160045	Injection date:	5/11/2022 2:53:00 PM
Data file:	C:\Chem32\1\Data\11May22\45.D	Analyst:	Abbott

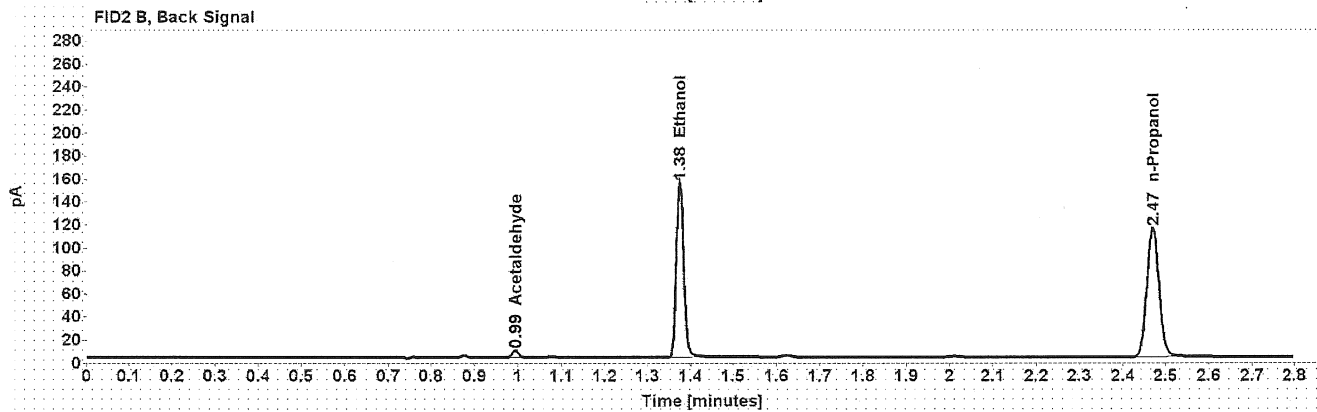
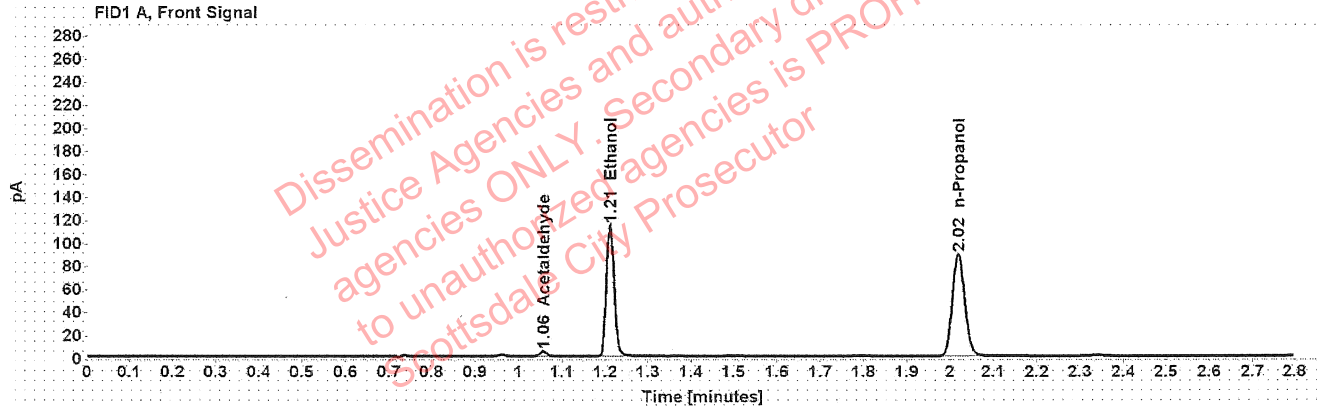


Table 1: FID 1 A (column DB-ALC1)

Compound	Amount (g/100mL)	Time (min)	Peak Area
Acetaldehyde	-----	1.057	4.459
>Ethanol	0.2227	1.211	144.947
n-Propanol	-----	2.019	176.274

Table 2: FID 2 B (column DB-ALC2)

Compound	Time (min)	Peak Area
Acetaldehyde	0.994	5.857
Ethanol	1.375	185.030
n-Propanol	2.469	225.901

Scottsdale Police Department Crime Lab Volatiles Analysis

Sample:	1391683	Vial:	46
Description:	[REDACTED]	LIMS ID:	[REDACTED]
Method:	ethanol quant.M	Sequence:	11May22
Instrument:	US14173023 CN14160045	Injection date:	5/11/2022 2:56:59 PM
Data file:	C:\Chem32\1\Data\11May22\46.D	Analyst:	Abbott

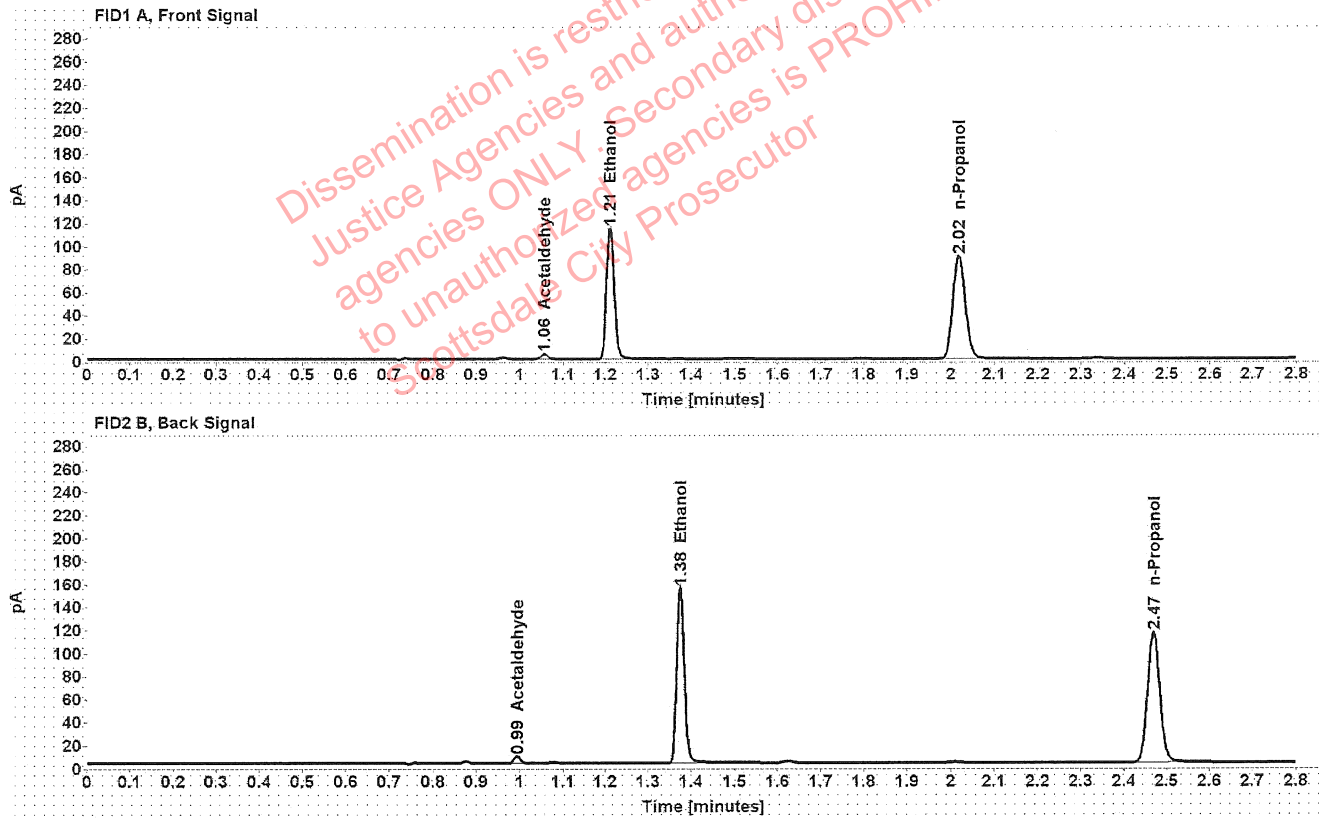


Table 1: FID 1 A (column DB-ALC1)

Compound	Amount (g/100mL)	Time (min)	Peak Area
Acetaldehyde	-----	1.057	4.543
>Ethanol	0.2208	1.211	144.785
n-Propanol	-----	2.018	177.607

Table 2: FID 2 B (column DB-ALC2)

Compound	Time (min)	Peak Area
Acetaldehyde	0.994	5.977
Ethanol	1.375	186.544
n-Propanol	2.469	227.532

Abbott, Lori - (12-May-2022)

Case: User: LAbbott 5/12/2022

Scottsdale Police Department Crime Lab Volatiles Analysis

Sample:	1420640	Vial:	47
Description:		LIMS ID:	
Method:	ethanol quant.M	Sequence:	11May22
Instrument:	US14173023 CN14160045	Injection date:	5/11/2022 3:00:59 PM
Data file:	C:\Chem32\1\Data\11May22\47.D	Analyst:	Abbott

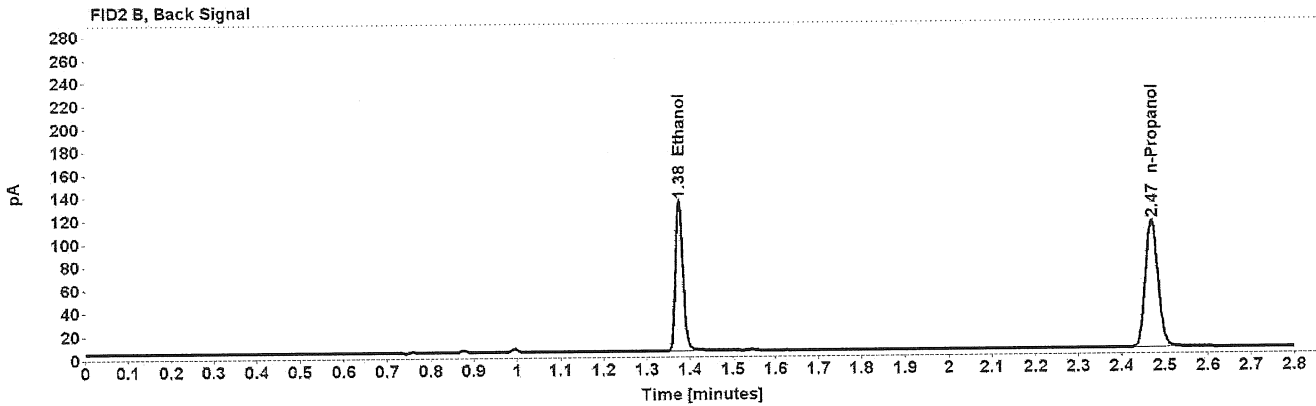
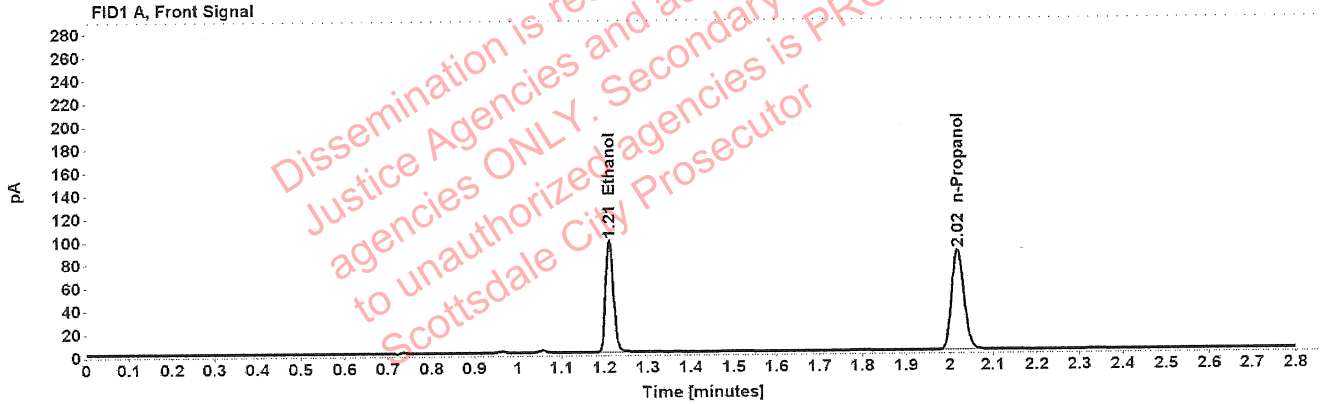


Table 1: FID 1 A (column DB-ALC1)

Compound	Amount (g/100mL)	Time (min)	Peak Area
>Ethanol	0.1936	1.211	123.683
n-Propanol	-----	2.019	173.212

Table 2: FID 2 B (column DB-ALC2)

Compound	Time (min)	Peak Area
Ethanol	1.375	158.034
n-Propanol	2.469	220.708

Scottsdale Police Department Crime Lab Volatiles Analysis

Sample:	1420640	Vial:	48
Description:	[redacted]	LIMS ID:	[redacted]
Method:	ethanol quant.M	Sequence:	11May22
Instrument:	US14173023 CN14160045	Injection date:	5/11/2022 3:05:00 PM
Data file:	C:\Chem32\1\Data\11May22\48.D	Analyst:	Abbott

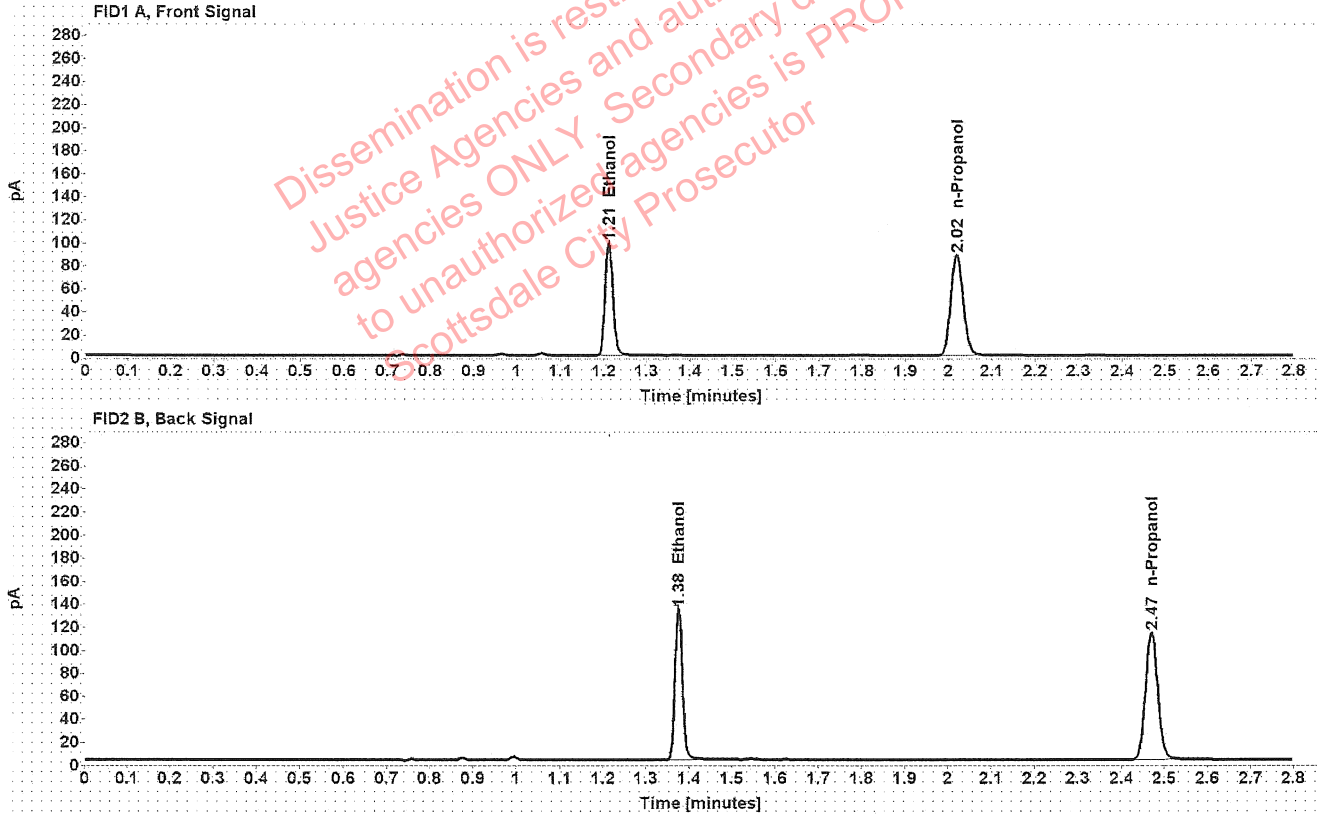


Table 1: FID 1 A (column DB-ALC1)

Compound	Amount (g/100mL)	Time (min)	Peak Area
>Ethanol	0.1946	1.211	125.244
n-Propanol	-----	2.019	174.554

Table 2: FID 2 B (column DB-ALC2)

Compound	Time (min)	Peak Area
Ethanol	1.375	160.447
n-Propanol	2.470	222.626

Scottsdale Police Department Crime Lab Volatiles Analysis

Sample:	1420917	Vial:	49
Description:	[REDACTED]	LIMS ID:	[REDACTED]
Method:	ethanol quant.M	Sequence:	11May22
Instrument:	US14173023 CN14160045	Injection date:	5/11/2022 3:09:14 PM
Data file:	C:\Chem32\1\Data\11May22\49.D	Analyst:	Abbott

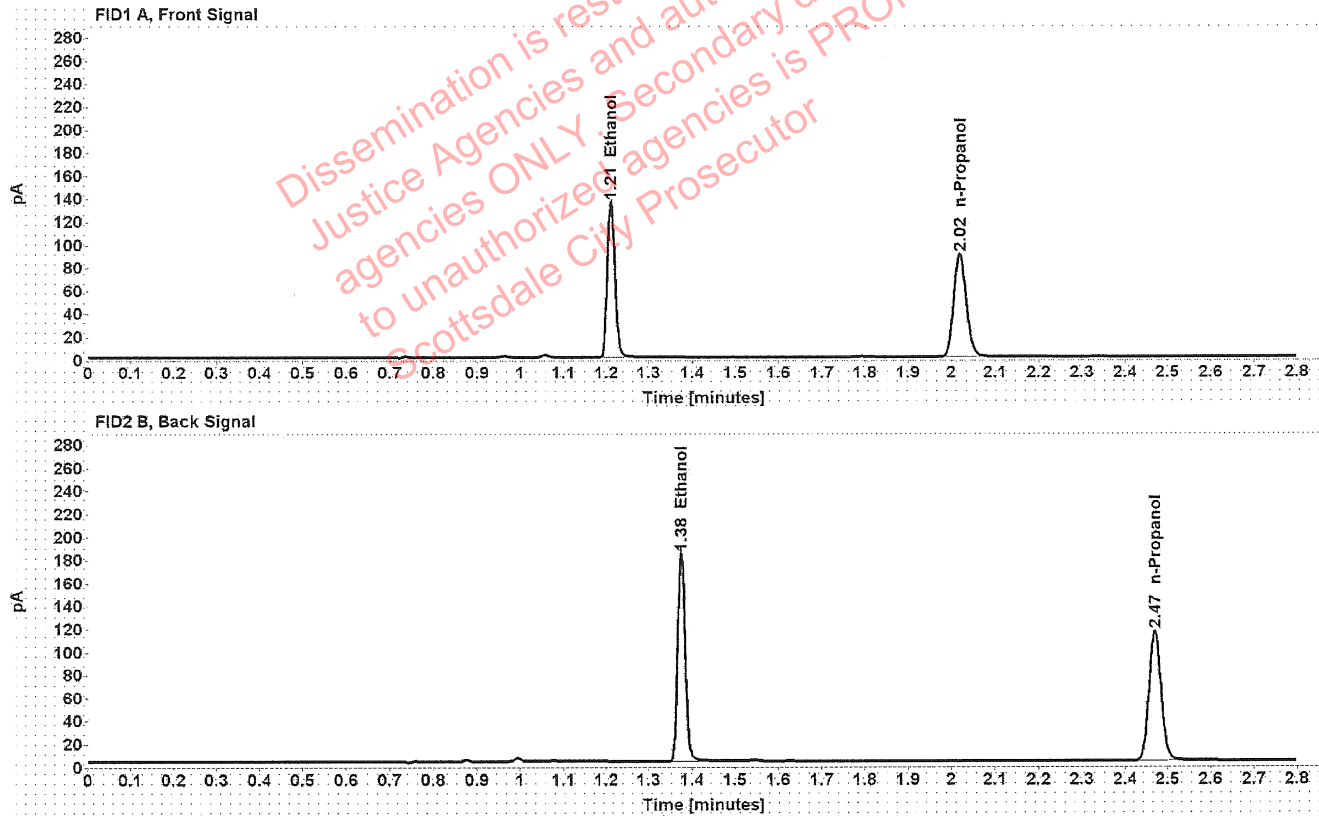


Table 1: FID 1 A (column DB-ALC1)

Compound	Amount (g/100mL)	Time (min)	Peak Area
>Ethanol	0.2613	1.211	172.183
n-Propanol	-----	2.019	178.281

Table 2: FID 2 B (column DB-ALC2)

Compound	Time (min)	Peak Area
Ethanol	1.375	220.237
n-Propanol	2.470	226.742

Scottsdale Police Department Crime Lab Volatiles Analysis

Sample:	1420917	Vial:	50
Description:	[REDACTED]	LIMS ID:	[REDACTED]
Method:	ethanol quant.M	Sequence:	11May22
Instrument:	US14173023 CN14160045	Injection date:	5/11/2022 3:13:14 PM
Data file:	C:\Chem32\1\Data\11May22\50.D	Analyst:	Abbott

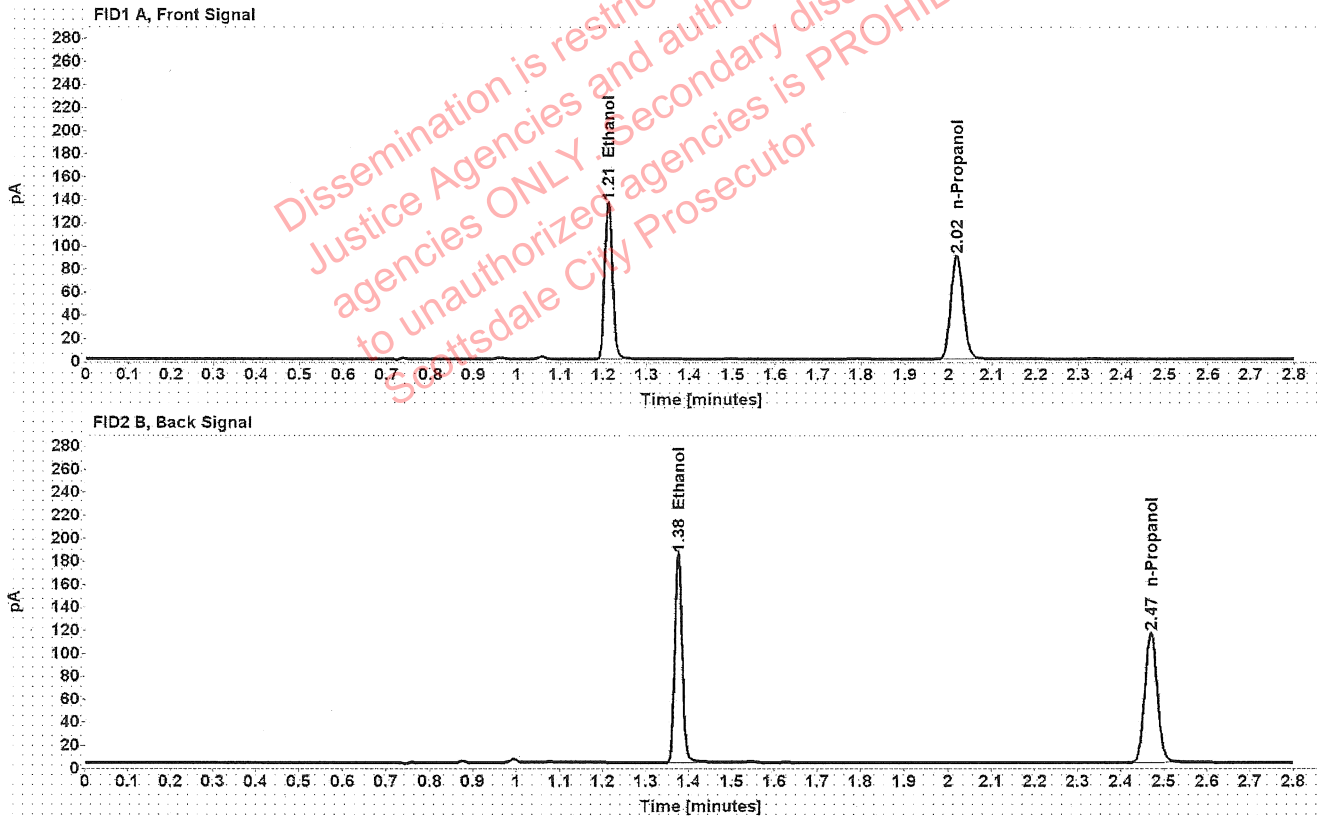


Table 1: FID 1 A (column DB-ALC1)

Compound	Amount (g/100mL)	Time (min)	Peak Area
>Ethanol	0.2615	1.211	172.384
n-Propanol	-----	2.019	178.356

Table 2: FID 2 B (column DB-ALC2)

Compound	Time (min)	Peak Area
Ethanol	1.375	220.927
n-Propanol	2.470	226.627

Scottsdale Police Department Crime Lab Volatiles Analysis

Sample:	VIAL193	Vial:	51
Description:	[REDACTED]	LIMS ID:	[REDACTED]
Method:	ethanol quant.M	Sequence:	11May22
Instrument:	US14173023 CN14160045	Injection date:	5/11/2022 3:17:14 PM
Data file:	C:\Chem32\1\Data\11May22\51.D	Analyst:	Abbott

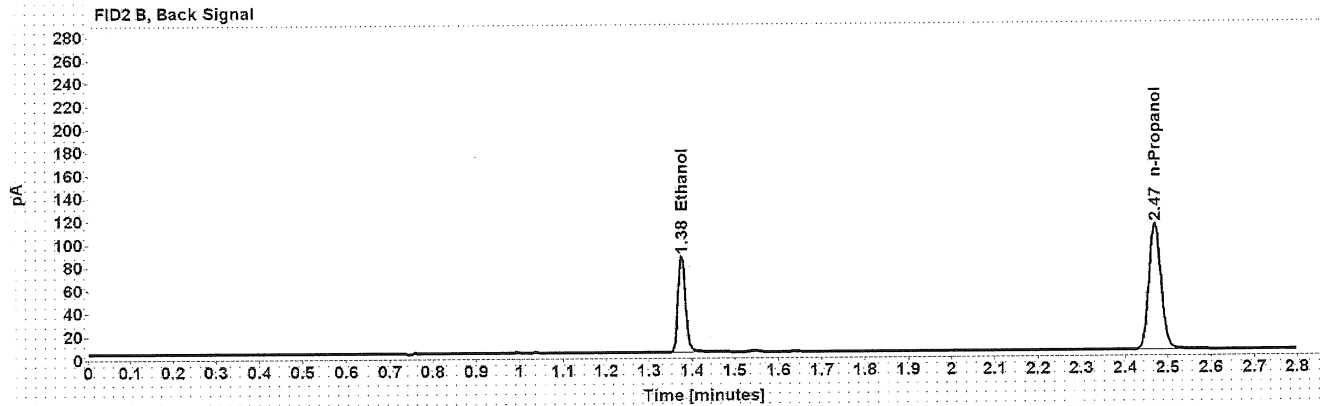
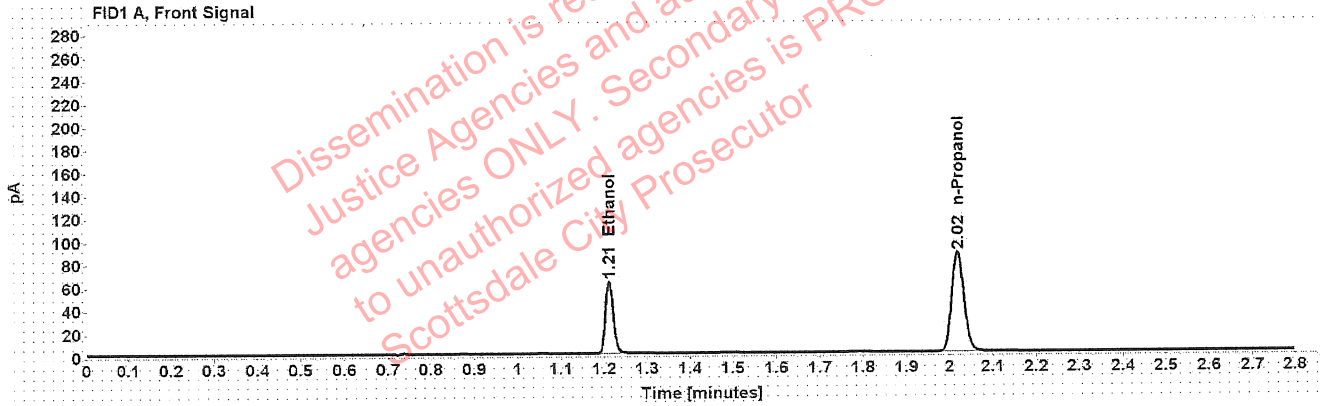


Table 1: FID 1 A (column DB-ALC1)

Compound	Amount (g/100mL)	Time (min)	Peak Area
>Ethanol	0.1262	1.212	79.863
n-Propanol	-----	2.019	172.507

Table 2: FID 2 B (column DB-ALC2)

Compound	Time (min)	Peak Area
Ethanol	1.376	101.805
n-Propanol	2.470	219.901

Scottsdale Police Department Crime Lab Volatiles Analysis

Sample:	VIAL193	Vial:	52
Description:	[REDACTED]	LIMS ID:	[REDACTED]
Method:	ethanol quant.M	Sequence:	11May22
Instrument:	US14173023 CN14160045	Injection date:	5/11/2022 3:21:14 PM
Data file:	C:\Chem32\1\Data\11May22\52.D	Analyst:	Abbott

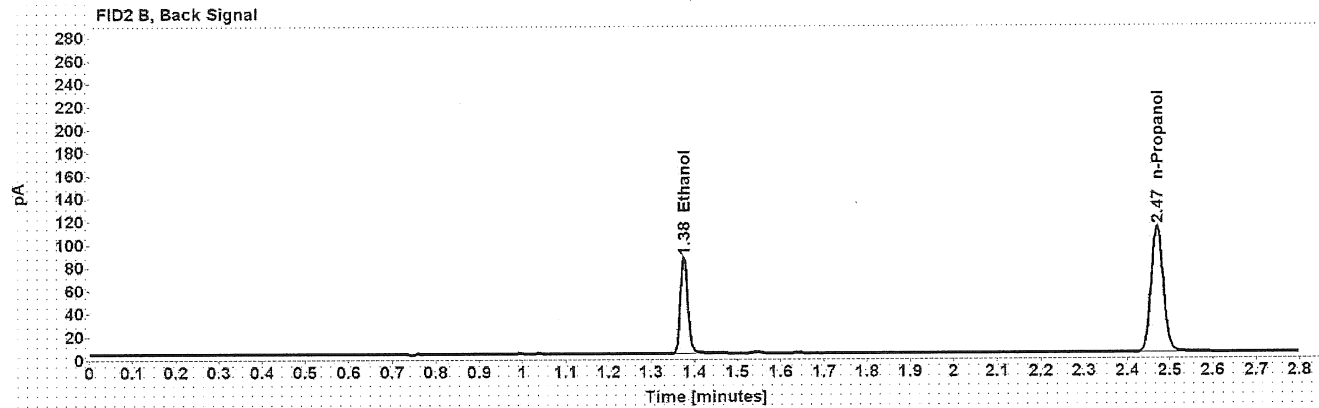
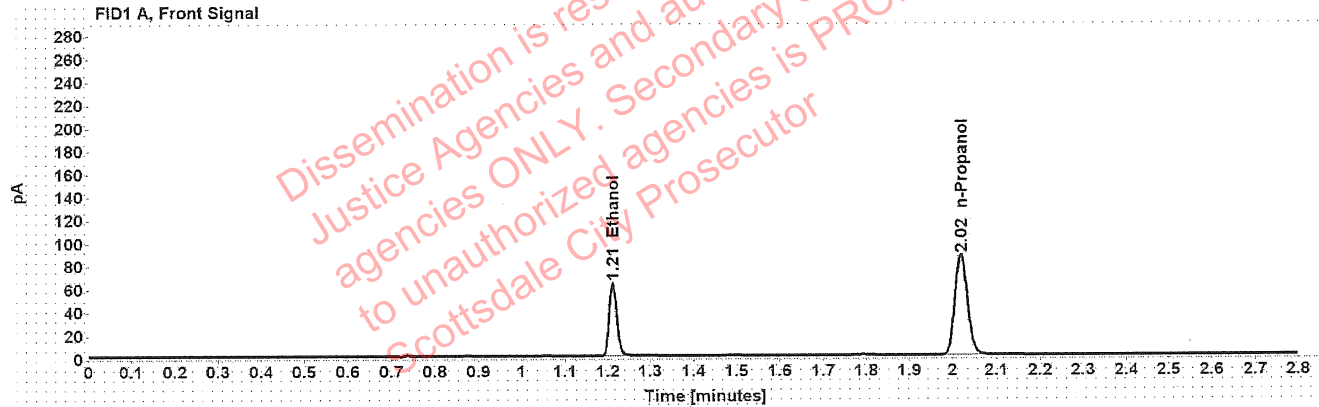


Table 1: FID 1 A (column DB-ALC1)

Compound	Amount (g/100mL)	Time (min)	Peak Area
>Ethanol	0.1265	1.212	80.188
n-Propanol	-----	2.019	172.758

Table 2: FID 2 B (column DB-ALC2)

Compound	Time (min)	Peak Area
Ethanol	1.376	102.120
n-Propanol	2.470	220.369

Scottsdale Police Department Crime Lab Volatiles Analysis

Sample:	VIAL101	Vial:	54
Description:	[REDACTED]	LIMS ID:	[REDACTED]
Method:	ethanol quant.M	Sequence:	11May22
Instrument:	US14173023 CN14160045	Injection date:	5/11/2022 3:29:15 PM
Data file:	C:\Chem32\1\Data\11May22\54.D	Analyst:	Abbott

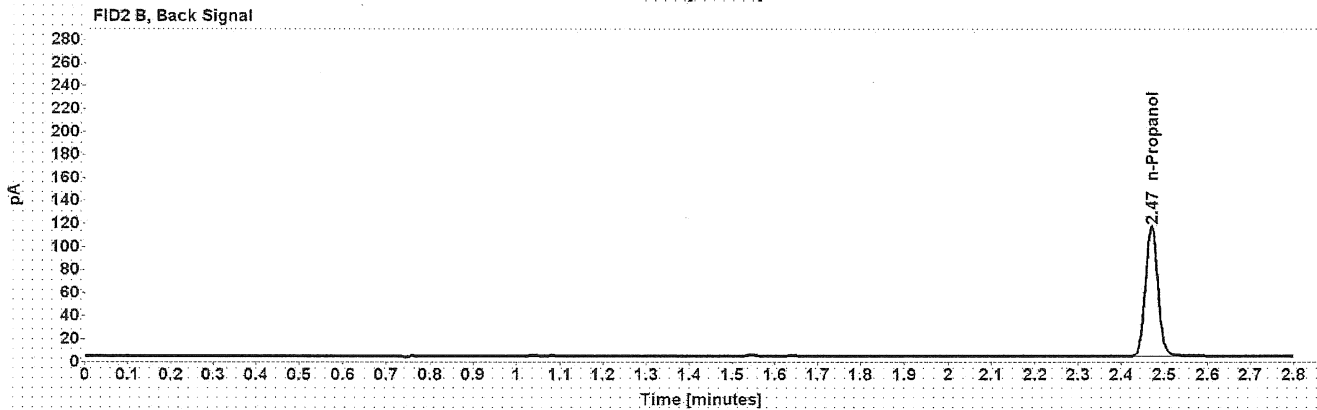
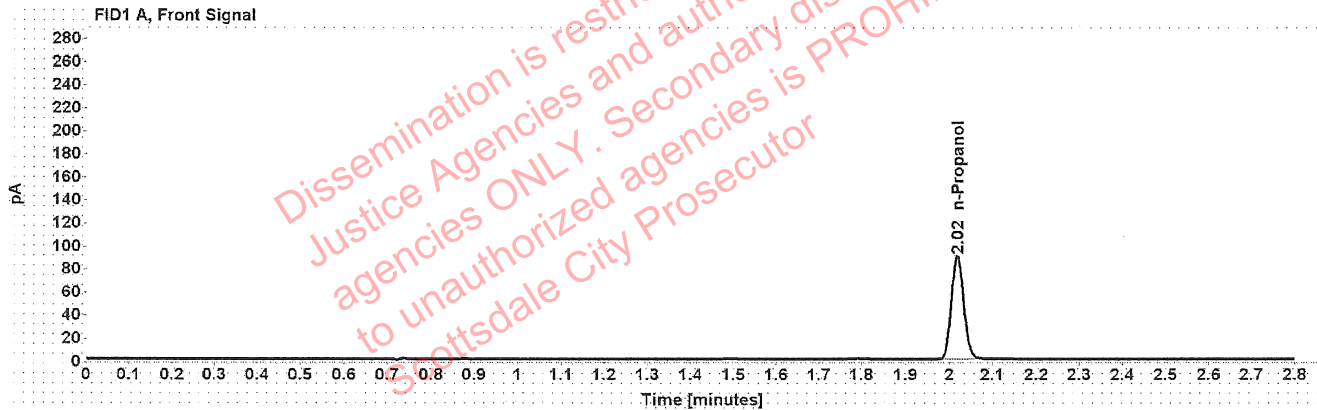


Table 1: FID 1 A (column DB-ALC1)

Compound	Amount (g/100mL)	Time (min)	Peak Area
n-Propanol	-----	2.019	178.149

Table 2: FID 2 B (column DB-ALC2)

Compound	Time (min)	Peak Area
n-Propanol	2.470	227.297

Scottsdale Police Department Crime Lab Volatiles Analysis

Sample:	VIAL101	Vial:	55
Description:	[REDACTED]	LIMS ID:	[REDACTED]
Method:	ethanol quant.M	Sequence:	11May22
Instrument:	US14173023 CN14160045	Injection date:	5/11/2022 3:33:29 PM
Data file:	C:\Chem32\1\Data\11May22\55.D	Analyst:	Abbott

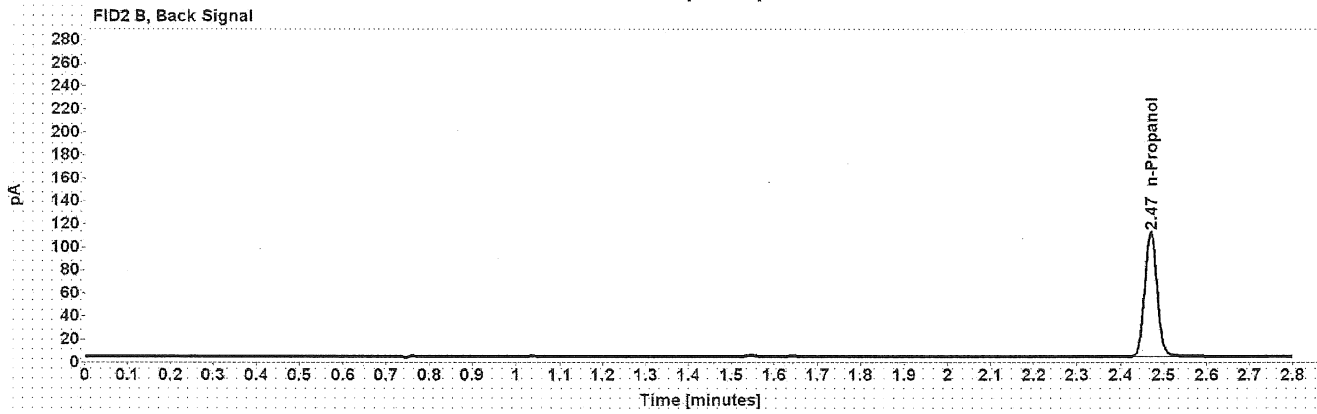
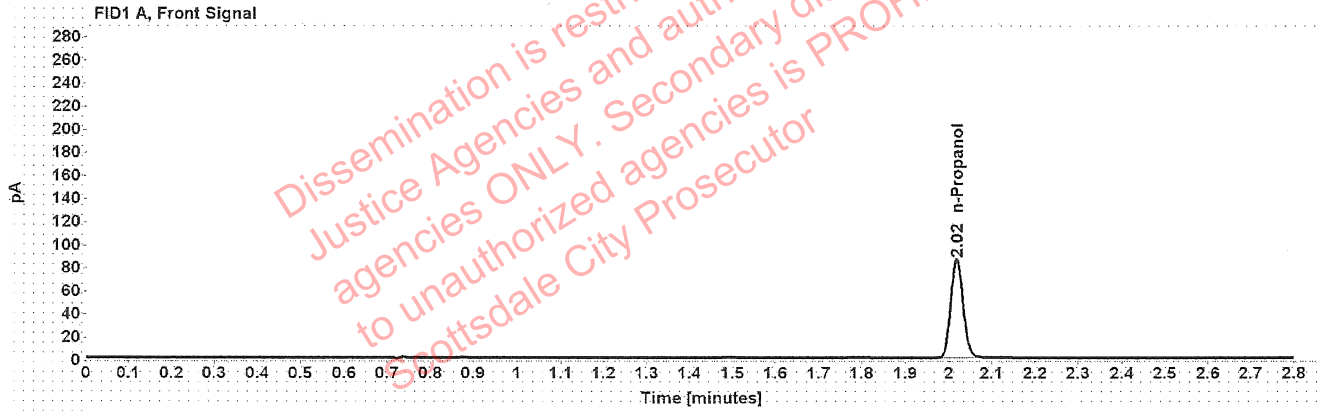


Table 1: FID 1 A (column DB-ALC1)

Compound	Amount (g/100mL)	Time (min)	Peak Area
n-Propanol	-----	2.019	170.904

Table 2: FID 2 B (column DB-ALC2)

Compound	Time (min)	Peak Area
n-Propanol	2.469	217.966

Scottsdale Police Department Crime Lab Volatiles Analysis

Sample:	VIAL147	Vial:	56
Description:	[REDACTED]	LIMS ID:	[REDACTED]
Method:	ethanol quant.M	Sequence:	11May22
Instrument:	US14173023 CN14160045	Injection date:	5/11/2022 3:37:29 PM
Data file:	C:\Chem32\1\Data\11May22\56.D	Analyst:	Abbott

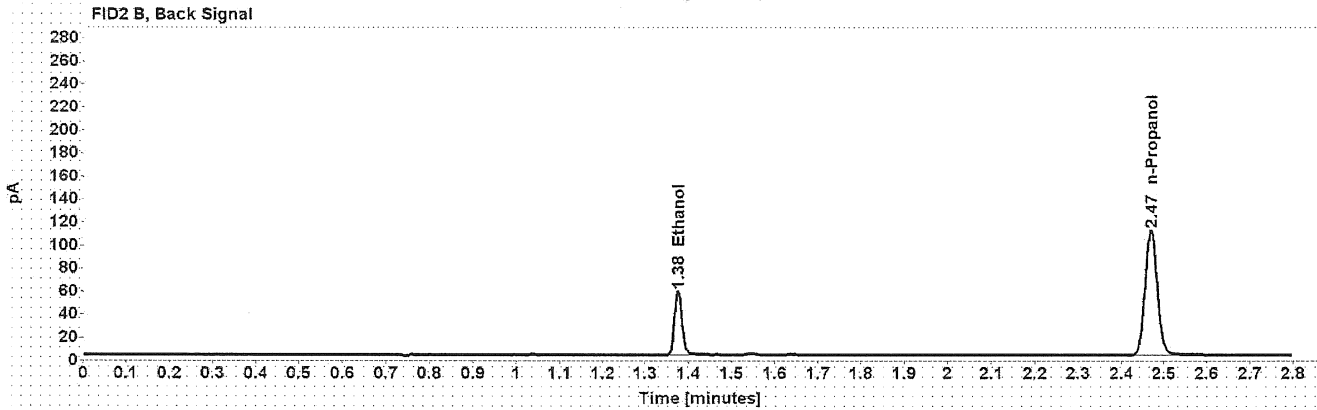
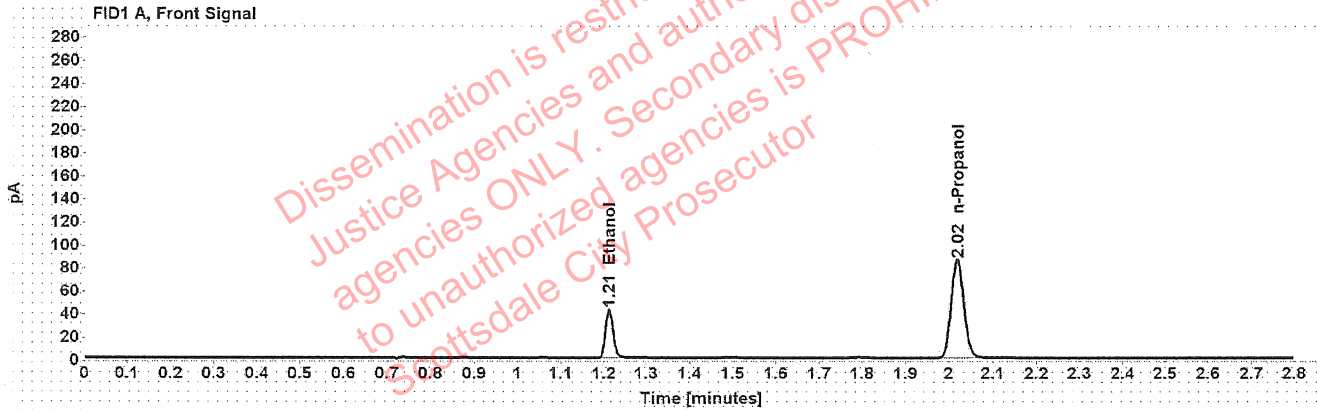


Table 1: FID 1 A (column DB-ALC1)

Compound	Amount (g/100mL)	Time (min)	Peak Area
>Ethanol	0.0856	1.212	53.299
n-Propanol	-----	2.019	170.925

Table 2: FID 2 B (column DB-ALC2)

Compound	Time (min)	Peak Area
Ethanol	1.376	67.687
n-Propanol	2.470	218.026

Scottsdale Police Department Crime Lab Volatiles Analysis

Sample:	VIAL147	Vial:	57
Description:	[REDACTED]	LIMS ID:	[REDACTED]
Method:	ethanol quant.M	Sequence:	11May22
Instrument:	US14173023 CN14160045	Injection date:	5/11/2022 3:41:29 PM
Data file:	C:\Chem32\1\Data\11May22\57.D	Analyst:	Abbott

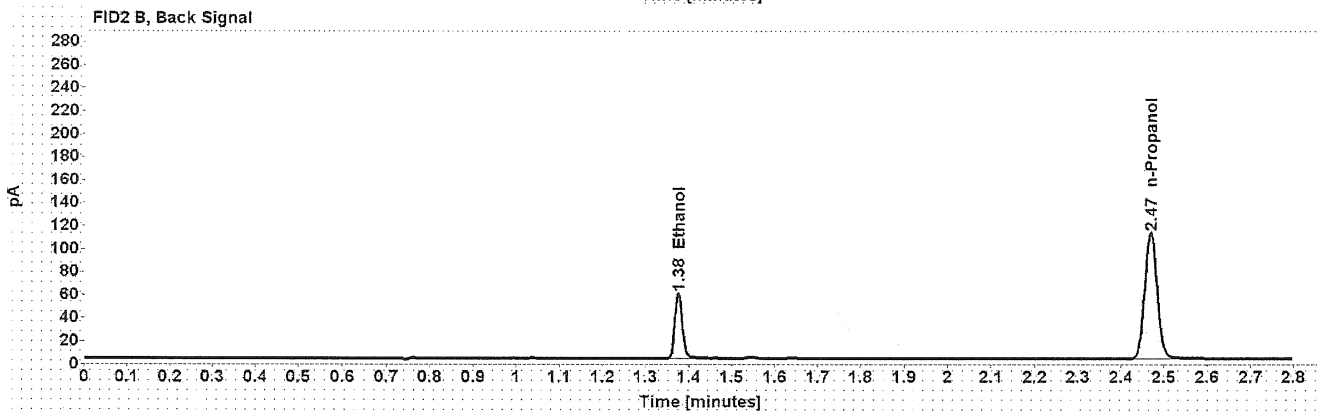
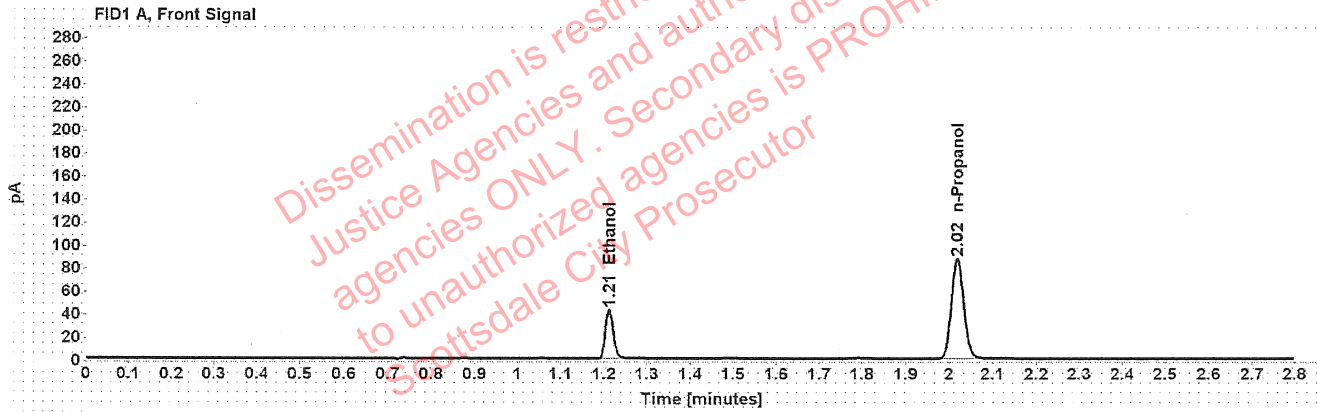


Table 1: FID 1 A (column DB-ALC1)

Compound	Amount (g/100mL)	Time (min)	Peak Area
>Ethanol	0.0860	1.212	54.283
n-Propanol	-----	2.018	173.236

Table 2: FID 2 B (column DB-ALC2)

Compound	Time (min)	Peak Area
Ethanol	1.376	69.002
n-Propanol	2.469	220.853

Scottsdale Police Department Crime Lab Volatiles Analysis

Sample:	VIAL239	Vial:	58
Description:	[REDACTED]	LIMS ID:	[REDACTED]
Method:	ethanol quant.M	Sequence:	11May22
Instrument:	US14173023 CN14160045	Injection date:	5/11/2022 3:45:29 PM
Data file:	C:\Chem32\1\Data\11May22\58.D	Analyst:	Abbott

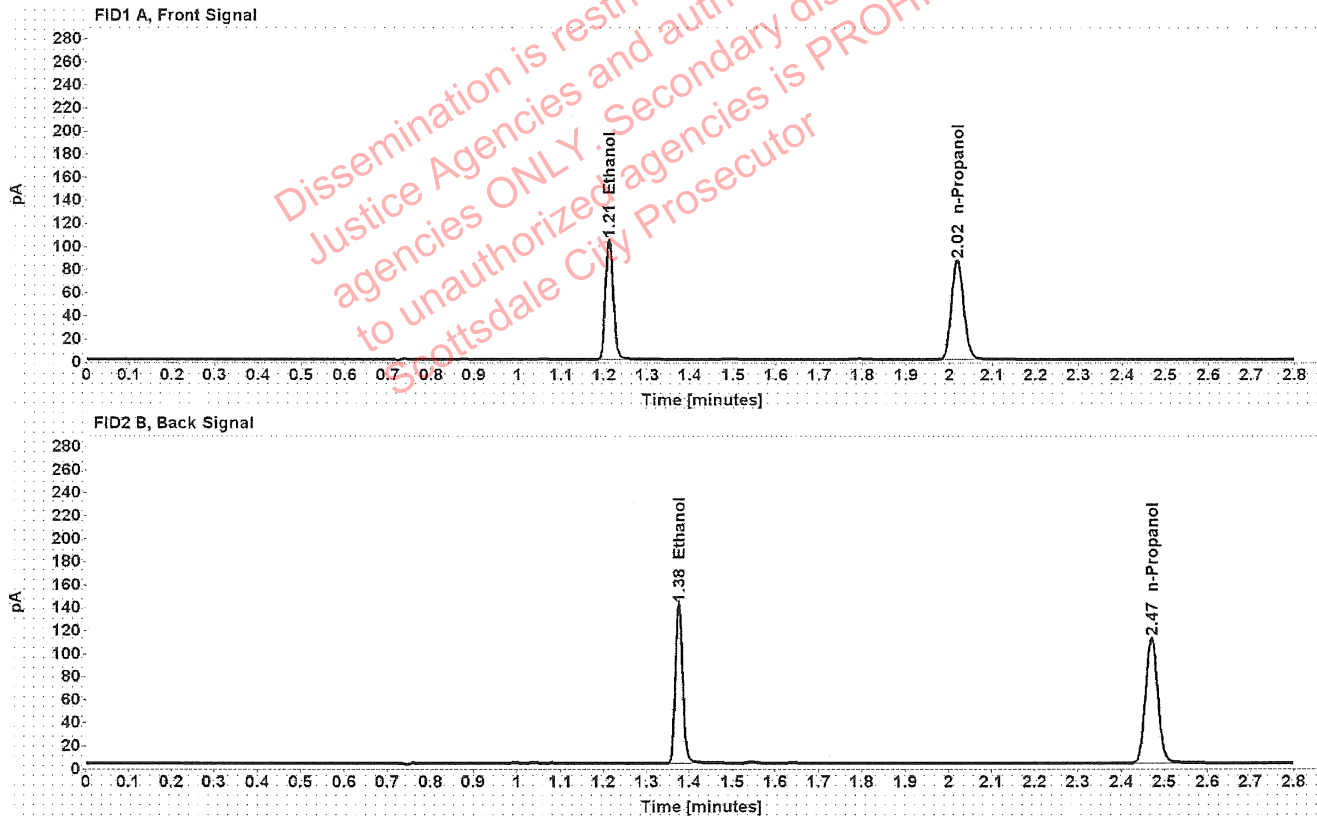


Table 1: FID 1 A (column DB-ALC1)

Compound	Amount (g/100mL)	Time (min)	Peak Area
>Ethanol	0.2082	1.211	131.906
n-Propanol	-----	2.019	171.708

Table 2: FID 2 B (column DB-ALC2)

Compound	Time (min)	Peak Area
Ethanol	1.375	167.971
n-Propanol	2.469	219.121

Scottsdale Police Department Crime Lab Volatiles Analysis

Sample:	VIAL239	Vial:	59
Description:	[REDACTED]	LIMS ID:	[REDACTED]
Method:	ethanol quant.M	Sequence:	11May22
Instrument:	US14173023 CN14160045	Injection date:	5/11/2022 3:49:30 PM
Data file:	C:\Chem32\1\Data\11May22\59.D	Analyst:	Abbott

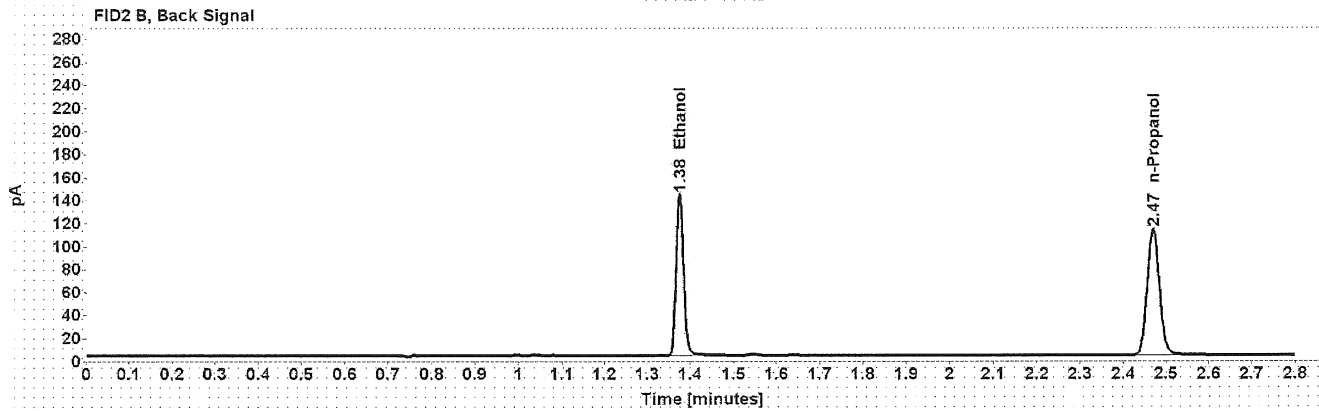
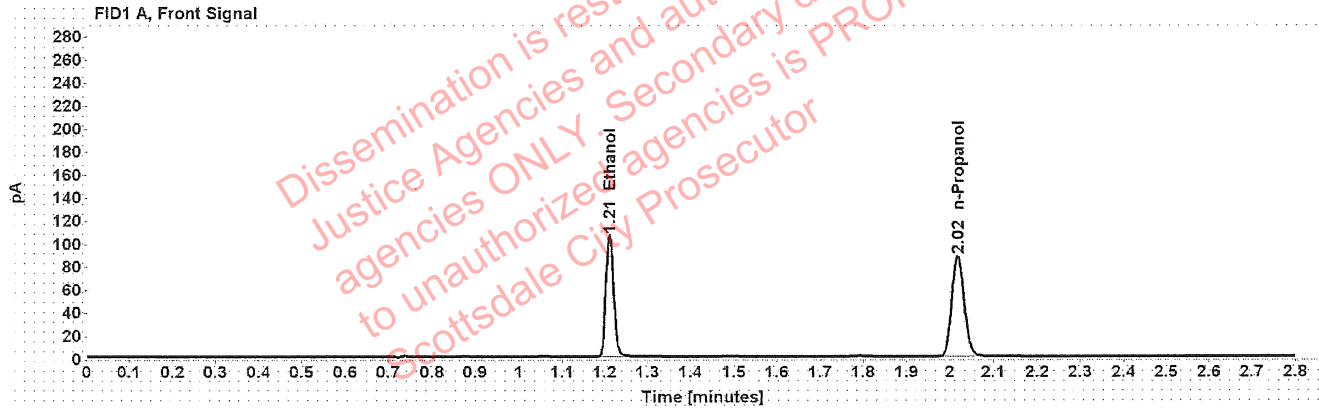


Table 1: FID 1 A (column DB-ALC1)

Compound	Amount (g/100mL)	Time (min)	Peak Area
>Ethanol	0.2091	1.211	133.811
n-Propanol	-----	2.019	173.411

Table 2: FID 2 B (column DB-ALC2)

Compound	Time (min)	Peak Area
Ethanol	1.375	170.481
n-Propanol	2.470	221.061

Scottsdale Police Department Crime Lab Volatiles Analysis

Sample:	1420925	Vial:	60
Description:		LIMS ID:	
Method:	ethanol quant.M	Sequence:	11May22
Instrument:	US14173023 CN14160045	Injection date:	5/11/2022 3:53:29 PM
Data file:	C:\Chem32\1\Data\11May22\60.D	Analyst:	Abbott

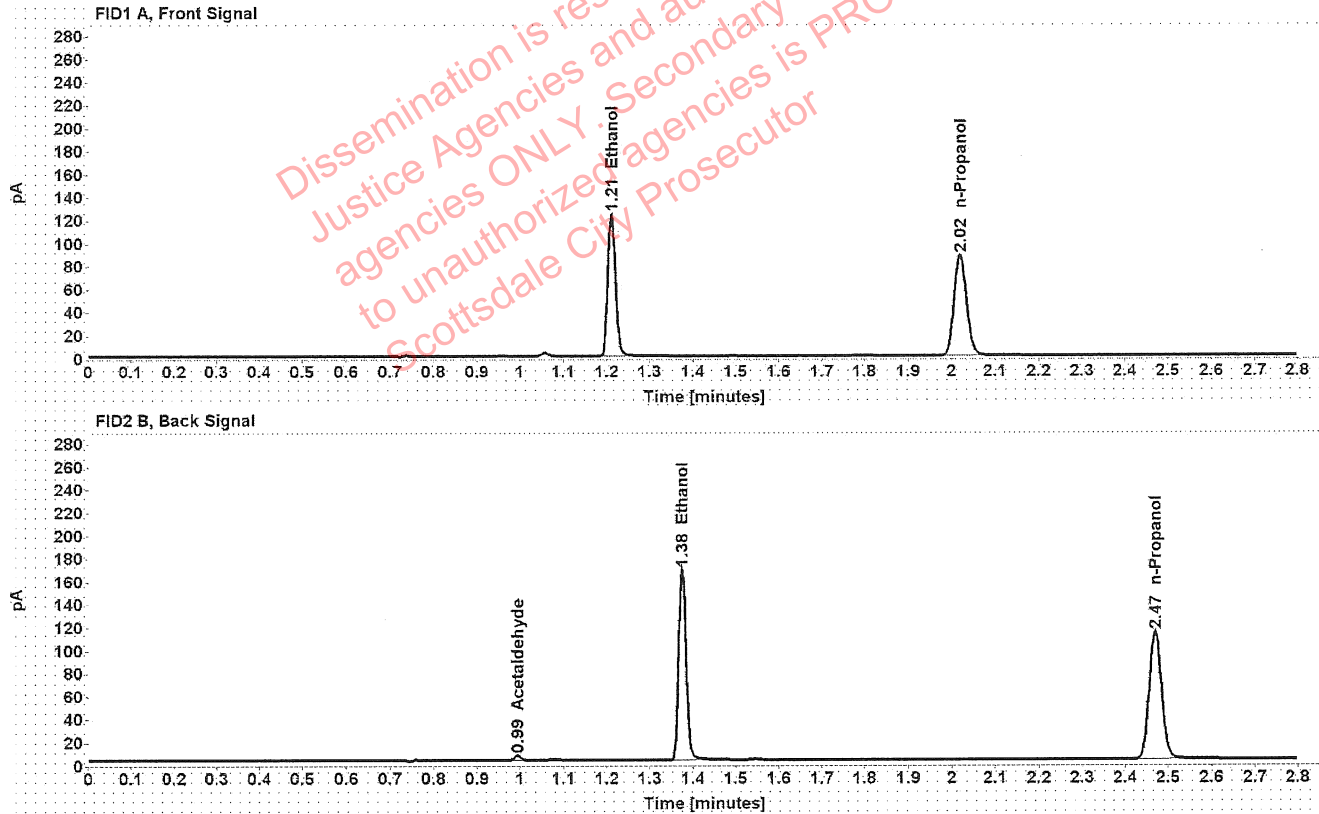


Table 1: FID 1 A (column DB-ALC1)

Compound	Amount (g/100mL)	Time (min)	Peak Area
>Ethanol	0.2447	1.211	157.791
n-Propanol	-----	2.019	174.555

Table 2: FID 2 B (column DB-ALC2)

Compound	Time (min)	Peak Area
Acetaldehyde	0.994	4.047
Ethanol	1.375	201.508
n-Propanol	2.470	222.077

Scottsdale Police Department Crime Lab Volatiles Analysis

Sample:	1420925	Vial:	61
Description:	[REDACTED]	LIMS ID:	[REDACTED]
Method:	ethanol quant.M	Sequence:	11May22
Instrument:	US14173023 CN14160045	Injection date:	5/11/2022 3:57:44 PM
Data file:	C:\Chem32\1\Data\11May22\61.D	Analyst:	Abbott

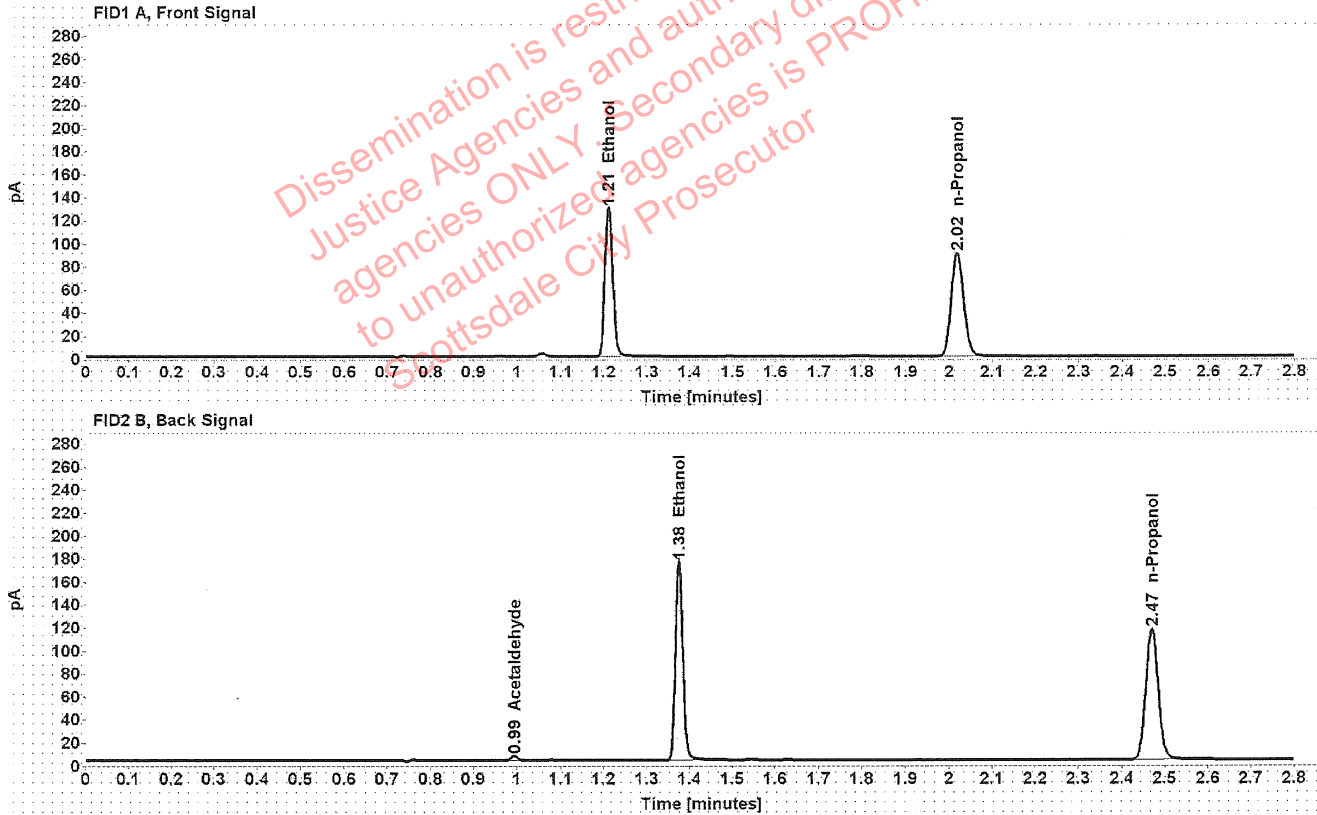


Table 1: FID 1 A (column DB-ALC1)

Compound	Amount (g/100mL)	Time (min)	Peak Area
>Ethanol	0.2477	1.211	163.901
n-Propanol	-----	2.019	179.087

Table 2: FID 2 B (column DB-ALC2)

Compound	Time (min)	Peak Area
Acetaldehyde	0.994	3.944
Ethanol	1.375	209.614
n-Propanol	2.470	227.948

Scottsdale Police Department Crime Lab Volatiles Analysis

Sample:	1419631	Vial:	62
Description:	[REDACTED]	LIMS ID:	[REDACTED]
Method:	ethanol quant.M	Sequence:	11May22
Instrument:	US14173023 CN14160045	Injection date:	5/11/2022 4:01:44 PM
Data file:	C:\Chem32\1\Data\11May22\62.D	Analyst:	Abbott

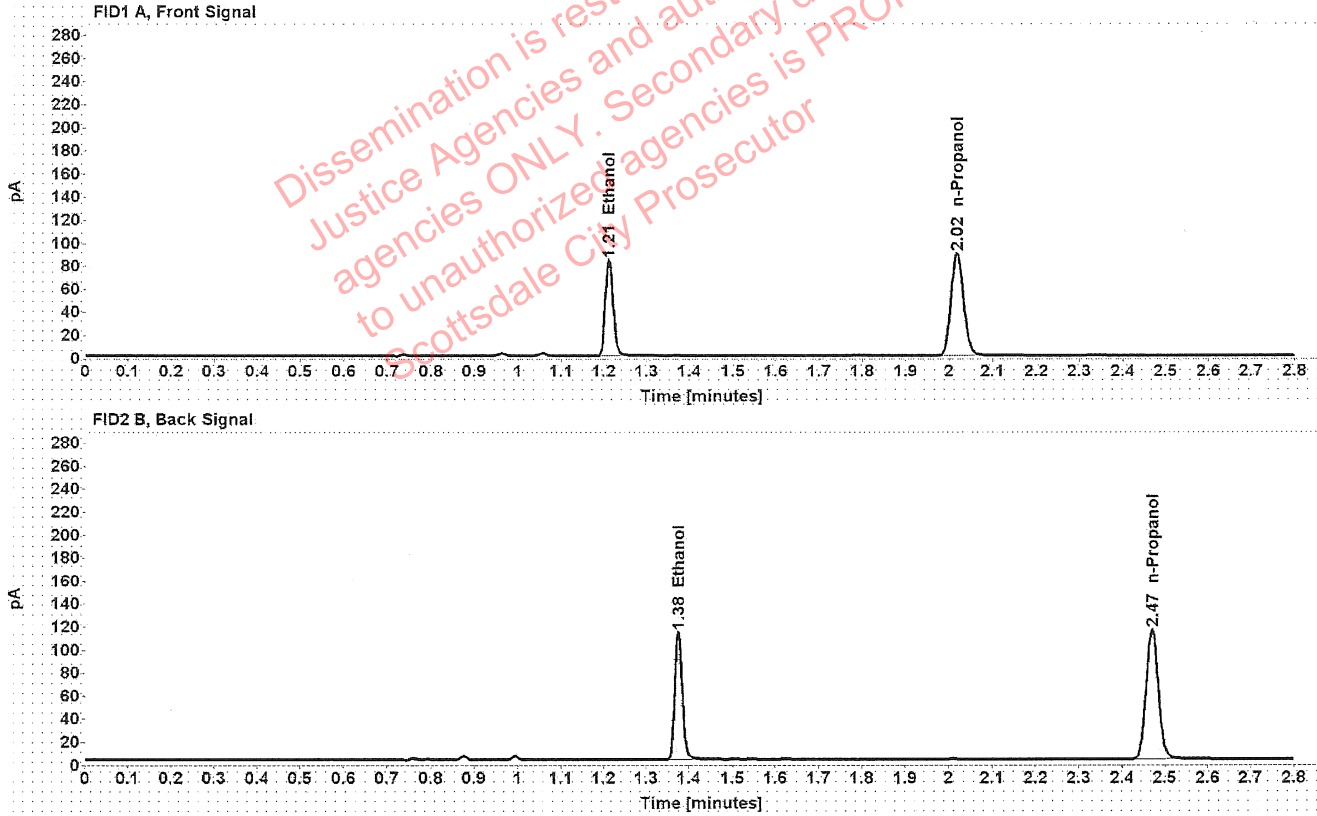


Table 1: FID 1 A (column DB-ALC1)

Compound	Amount (g/100mL)	Time (min)	Peak Area
>Ethanol	0.1626	1.212	105.887
n-Propanol	-----	2.019	176.959

Table 2: FID 2 B (column DB-ALC2)

Compound	Time (min)	Peak Area
Ethanol	1.376	135.383
n-Propanol	2.470	225.910

Scottsdale Police Department Crime Lab Volatiles Analysis

Sample:	1419631	Vial:	63
Description:	[REDACTED]	LIMS ID:	[REDACTED]
Method:	ethanol quant.M	Sequence:	11May22
Instrument:	US14173023 CN14160045	Injection date:	5/11/2022 4:05:44 PM
Data file:	C:\Chem32\1\Data\11May22\63.D	Analyst:	Abbott

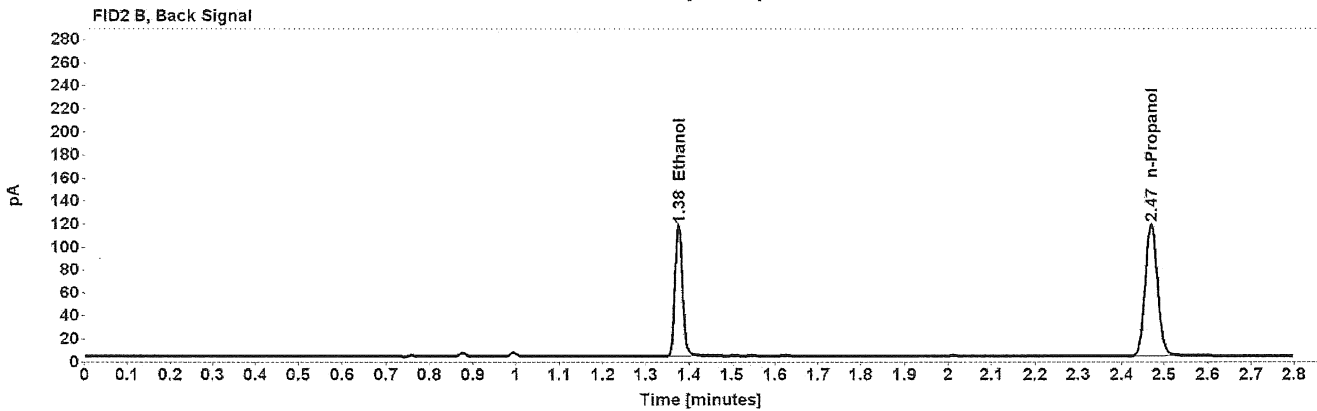
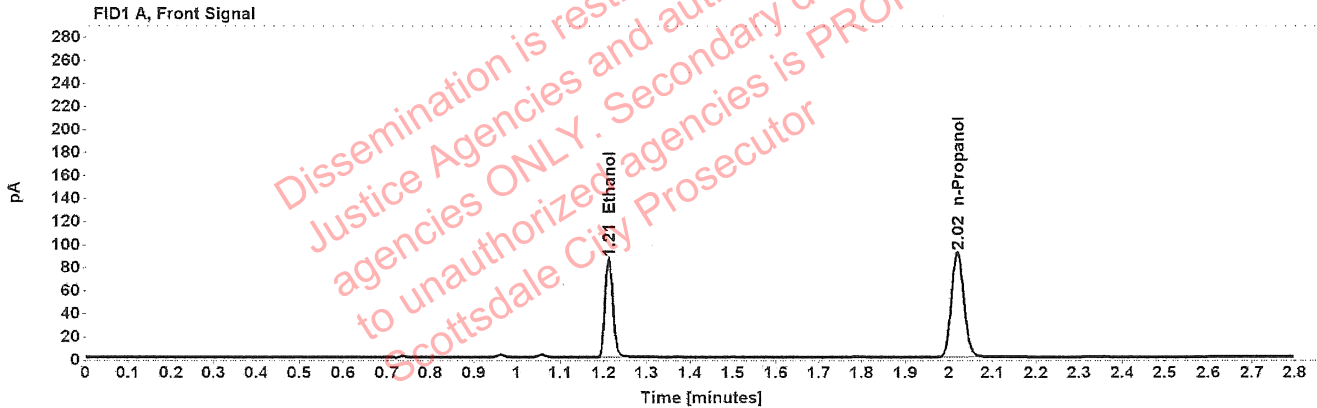


Table 1: FID 1 A (column DB-ALC1)

Compound	Amount (g/100mL)	Time (min)	Peak Area
>Ethanol	0.1631	1.212	108.950
n-Propanol	-----	2.019	181.508

Table 2: FID 2 B (column DB-ALC2)

Compound	Time (min)	Peak Area
Ethanol	1.376	139.003
n-Propanol	2.470	231.865