

SCOTTSDALE POLICE DEPARTMENT CRIME LABORATORY BLOOD ALCOHOL FACE SHEET

ANALYSIS DATE 01/19/2023 SEQUENCE NAME 19Jan23

EQUIPMENT

Pipettor Hamilton ML600EH7497 Hamilton ML600GJ10749
 Gas Chromatograph Agilent US14173023

INSTRUMENT CALIBRATION

Vial 1 0.02 calibrator Lot FN10051909 Coefficient of determination (r²)
 Vial 2 0.10 calibrator Lot FN05311902 0.99999
 Vial 3 0.20 calibrator Lot FN02052101
 Vial 4 0.40 calibrator Lot FN03052102

CALIBRATION VERIFICATION AND RESOLUTION TEST

Vial	Sample	Expected result	Measured result	Manufacturer/lot
5	Blank	Not detected	Not detected	SPD lab 122022AQ
6	Volatiles mixture	6 compounds	6 compounds	SPD lab 050721MIX
7	Aqueous control	0.400 g/dL	0.398 g/dL	Lipomed 11092018-A
8	Aqueous control	0.040 g/dL	0.040 g/dL	Lipomed 14082019-B
9	Blood control	0.199 g/dL	0.206 g/dL	ACQ 4110320133/8
20	Aqueous control	0.080 g/dL	0.080 g/dL	Lipomed 20012020-B
31	Aqueous control	0.080 g/dL	0.081 g/dL	Lipomed 20012020-B
42	Blood control	0.199 g/dL	0.203 g/dL	ACQ 4110320133/8
53	Aqueous control	0.400 g/dL	0.403 g/dL	Lipomed 11092018-A
54	Aqueous control	0.040 g/dL	0.041 g/dL	Lipomed 14082019-B
55	Blood control	0.199 g/dL	0.204 g/dL	ACQ 4110320133/8
56	Blank	Not detected	Not detected	SPD lab 101921WB

SUBJECT SAMPLES

Subjects in the sequence 20 Subjects requiring reanalysis 0

ADDITIONAL NOTES: All testing proceeded as expected.

Run valid [Signature] Run valid [Signature]
 Run invalid Analyst Run invalid Technical Reviewer

Scottsdale Police Department Crime Laboratory Sequence Quality Assurance Summary

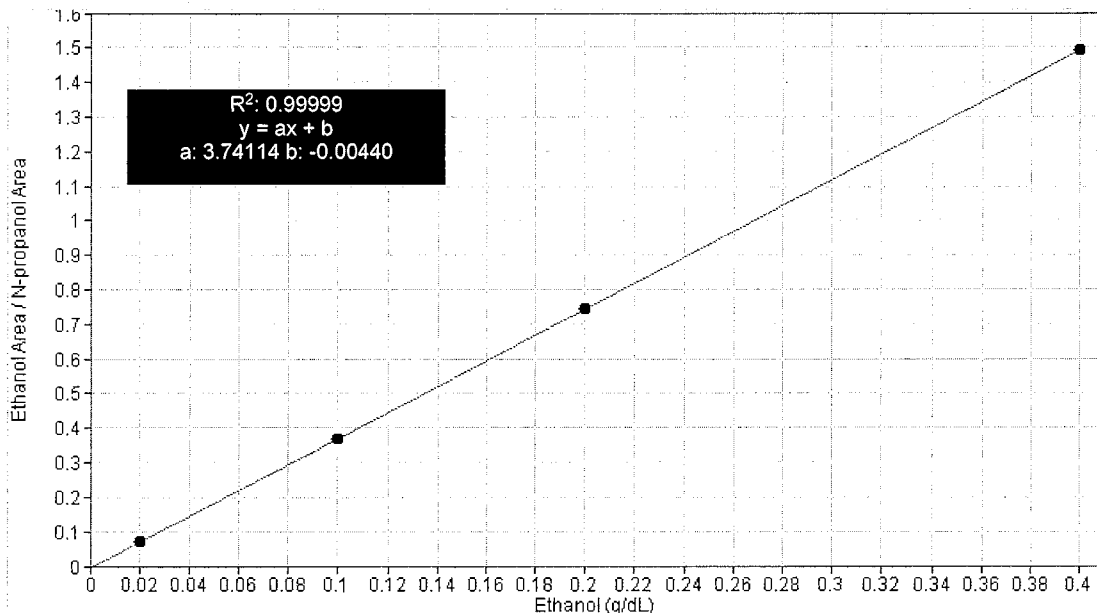
SEQUENCE NAME: 19Jan23

ANALYST: Abbott *BA*

Sample Name	Vial	Measured Value (g/dL)	Expected Value (g/dL)	Percent Difference	Absolute Difference (g/dL)
blank 122022AQ	5	negative	negative	-	-
0.400 11092018-A	7	0.398	0.400	0.50	-0.002
0.040 14082019-B	8	0.040	0.040	0.00	0.000
0.199 4110320133/8	9	0.206	0.199	3.52	0.007
0.080 20012020-B	20	0.080	0.080	0.00	0.000
0.080 20012020-B	31	0.081	0.080	1.25	0.001
0.199 4110320133/8	42	0.203	0.199	2.01	0.004
0.400 11092018-A	53	0.403	0.400	0.75	0.003
0.040 14082019-B	54	0.041	0.040	2.50	0.001
0.199 4110320133/8	55	0.204	0.199	2.51	0.005
blank 101921WB	56	negative	negative	-	-

Calibrator	Ethanol Area	N-propanol Area	Ratio
0.020	11.895	164.640	0.072
0.100	59.016	160.819	0.367
0.200	122.329	164.313	0.745
0.400	240.884	161.415	1.492

Calibration Line



Scottsdale Police Department Crime Lab Volatiles Analysis

Sample: FN10051909	Vial: 1
Description: 0.020 calibrator	Sequence: 19Jan23
Method: ethanol quant.M	Injection date: 1/19/2023 3:18:41 PM
Instrument: US14173023 CN14160045	Analyst: Abbott <i>du</i>
Data file: C:\Chem32\1\Data\19Jan23\1.D	

Dissemination is restricted to Criminal Justice Agencies and authorized agencies ONLY. Secondary dissemination to unauthorized agencies is PROHIBITED. Scottsdale City Prosecutor

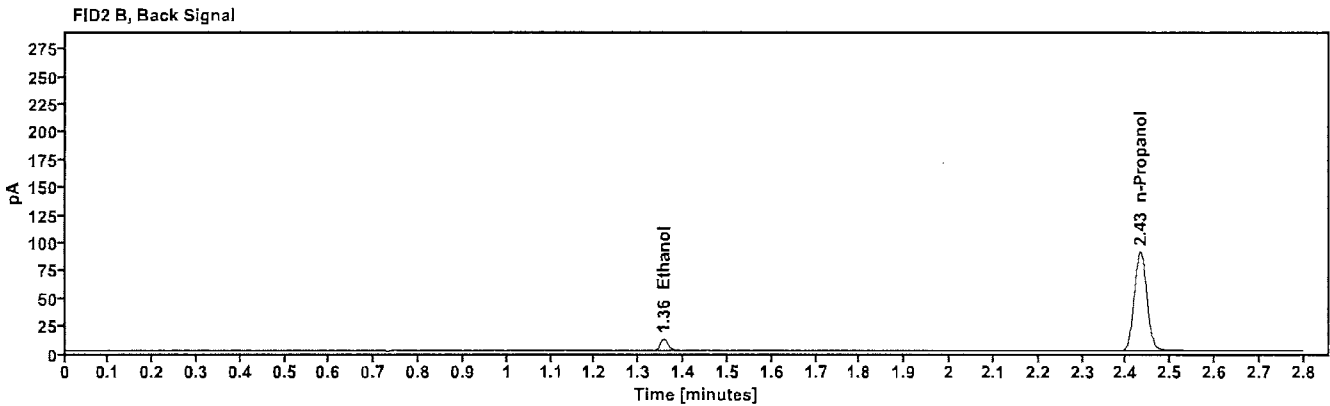
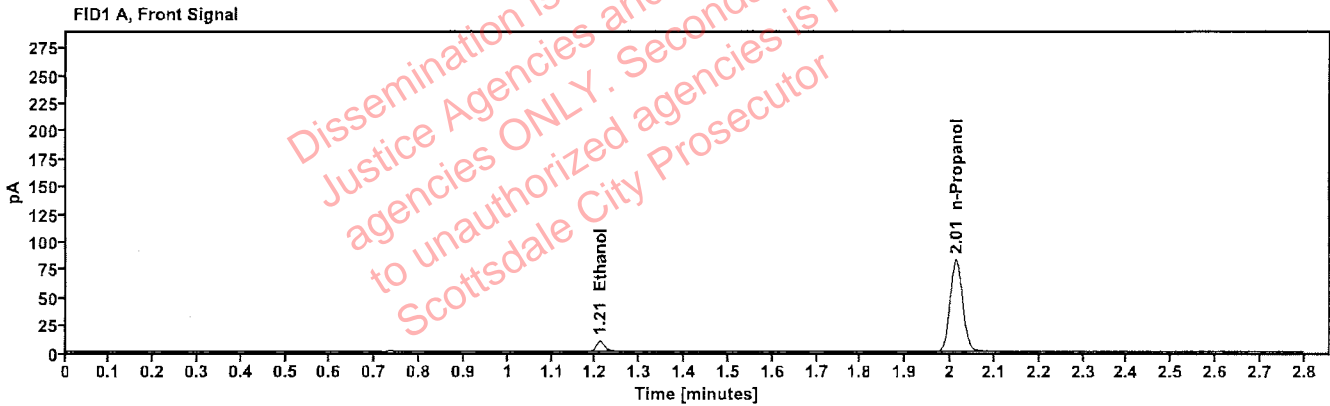


Table 1: FID 1 A (column DB-ALC1)

Compound	Time (min)	Peak Area
Ethanol	1.210	11.895
n-Propanol	2.013	164.640

Table 2: FID 2 B (column DB-ALC2)

Compound	Time (min)	Peak Area
Ethanol	1.355	12.875
n-Propanol	2.432	178.686

Scottsdale Police Department Crime Lab Volatiles Analysis

Sample: FN05311902	Vial: 2
Description: 0.100 calibrator	Sequence: 19Jan23
Method: ethanol quant.M	Injection date: 1/19/2023 3:22:42 PM
Instrument: US14173023 CN14160045	Analyst: Abbott <i>PA</i>
Data file: C:\Chem32\1\Data\19Jan23\2.D	

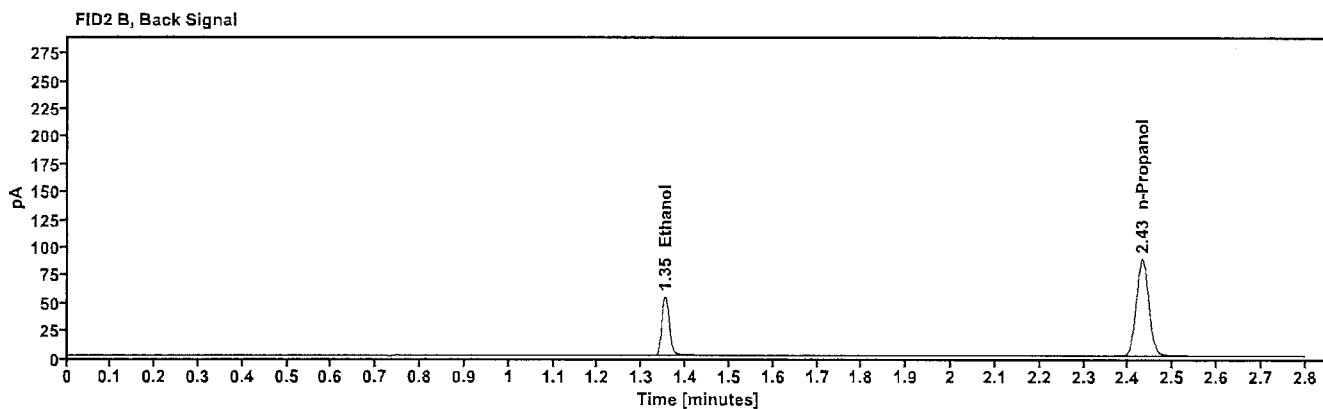
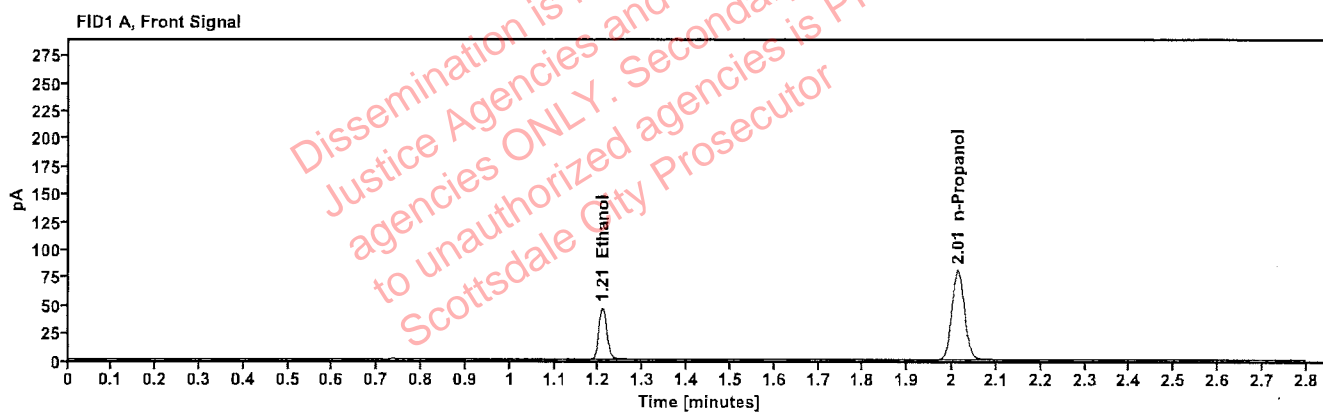


Table 1: FID 1 A (column DB-ALC1)

Compound	Time (min)	Peak Area
Ethanol	1.208	59.016
n-Propanol	2.013	160.819

Table 2: FID 2 B (column DB-ALC2)

Compound	Time (min)	Peak Area
Ethanol	1.353	64.317
n-Propanol	2.431	174.421

Scottsdale Police Department Crime Lab Volatiles Analysis

Sample:	FN02052101	Vial:	3
Description:	0.200 calibrator	Sequence:	19Jan23
Method:	ethanol quant.M	Injection date:	1/19/2023 3:26:41 PM
Instrument:	US14173023 CN14160045	Analyst:	Abbott <i>JA</i>
Data file:	C:\Chem32\1\Data\19Jan23\3.D		

Dissemination is restricted to Criminal Justice Agencies and authorized NON-C.J. agencies ONLY. Secondary dissemination to unauthorized agencies is PROHIBITED. Scottsdale City Prosecutor

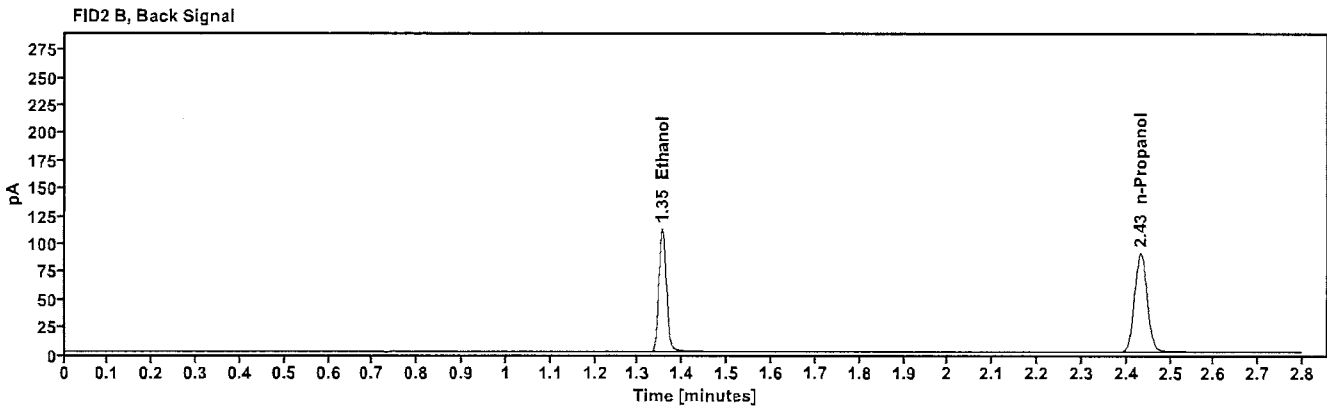
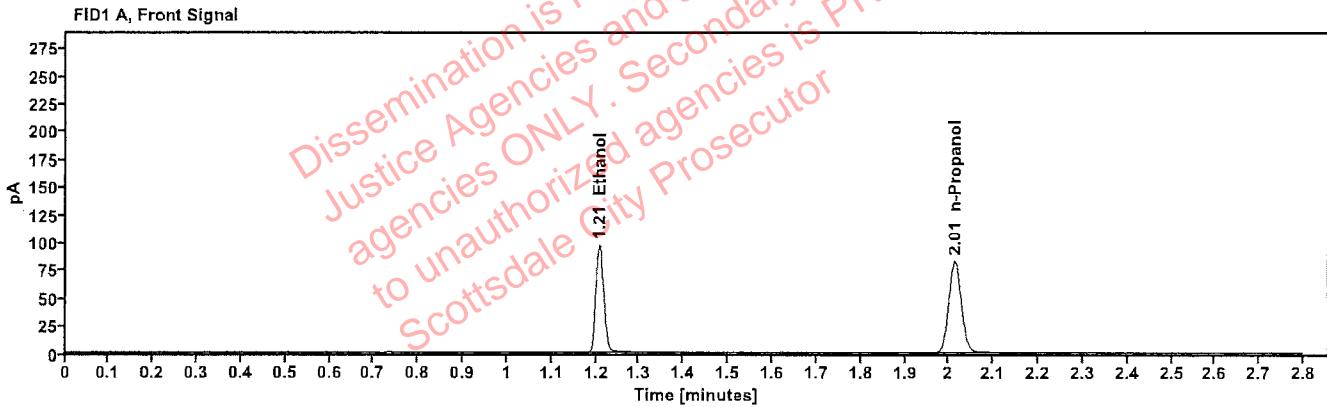


Table 1: FID 1 A (column DB-ALC1)

Compound	Time (min)	Peak Area
Ethanol	1.207	122.329
n-Propanol	2.013	164.313

Table 2: FID 2 B (column DB-ALC2)

Compound	Time (min)	Peak Area
Ethanol	1.353	133.918
n-Propanol	2.432	178.209

Scottsdale Police Department Crime Lab Volatiles Analysis

Sample: FN03052102	Vial: 4
Description: 0.400 calibrator	Sequence: 19Jan23
Method: ethanol quant.M	Injection date: 1/19/2023 3:30:41 PM
Instrument: US14173023 CN14160045	Analyst: Abbott <i>oh</i>
Data file: C:\Chem32\1\Data\19Jan23\4.D	

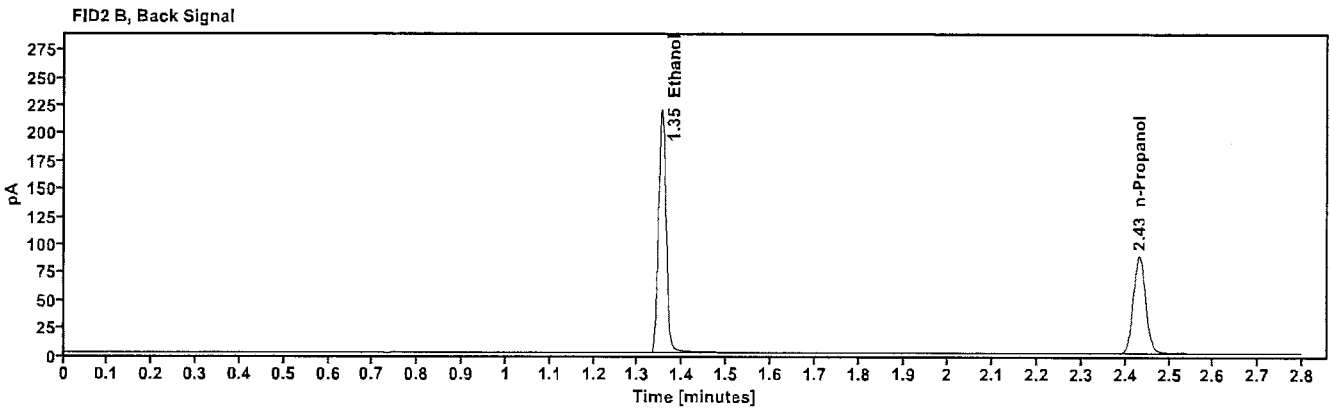
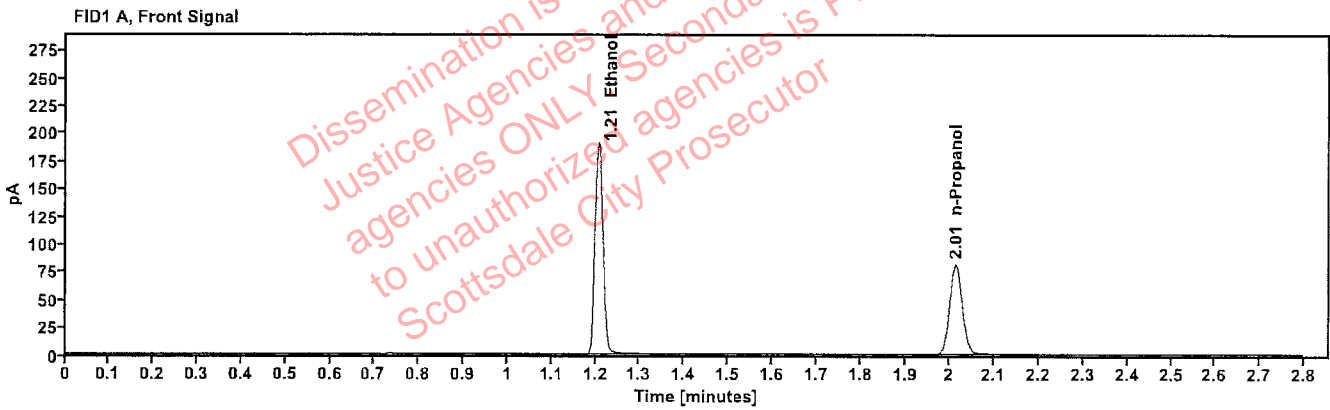


Table 1: FID 1 A (column DB-ALC1)

Compound	Time (min)	Peak Area
Ethanol	1.207	240.884
n-Propanol	2.013	161.415

Table 2: FID 2 B (column DB-ALC2)

Compound	Time (min)	Peak Area
Ethanol	1.353	264.405
n-Propanol	2.431	174.874

Scottsdale Police Department Crime Lab Volatiles Analysis

Sample: 122022AQ	Vial: 5
Description: Negative	LIMS ID:
Method: ethanol quant.M	Sequence: 19Jan23
Instrument: US14173023 CN14160045	Injection date: 1/19/2023 3:34:41 PM
Data file: C:\Chem32\1\Data\19Jan23\5.D	Analyst: Abbott AM

Dissemination is restricted to Criminal Justice Agencies and authorized law enforcement agencies ONLY. Secondary dissemination to unauthorized agencies is PROHIBITED. Scottsdale City Prosecutor

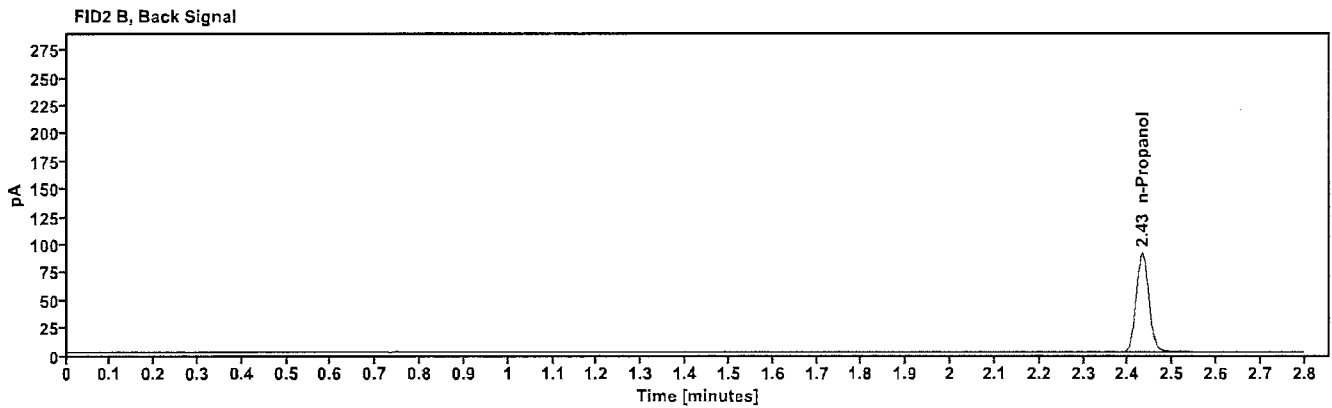
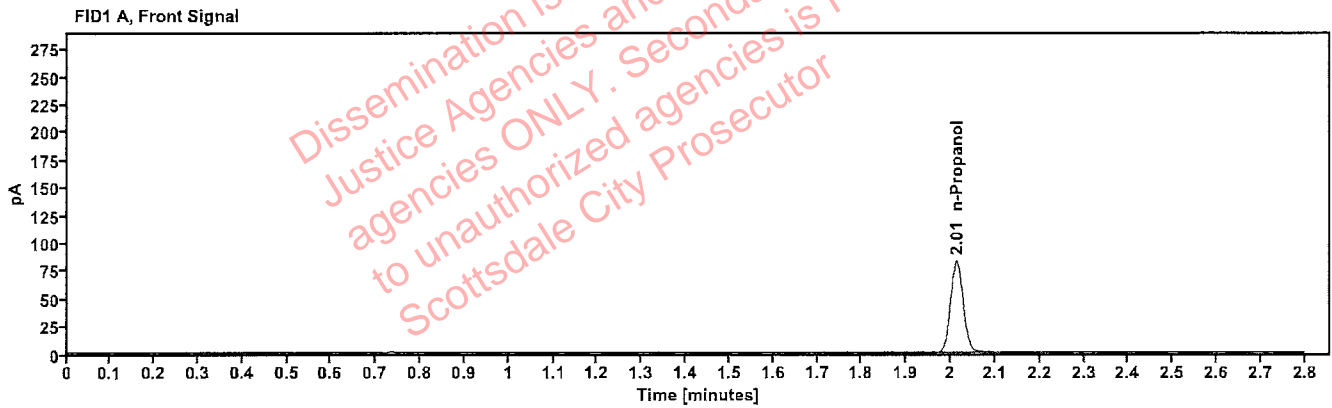


Table 1: FID 1 A (column DB-ALC1)

Compound	Amount (g/100mL)	Time (min)	Peak Area
n-Propanol	-----	2.013	164.422

Table 2: FID 2 B (column DB-ALC2)

Compound	Time (min)	Peak Area
n-Propanol	2.432	178.082

Scottsdale Police Department Crime Lab Volatiles Analysis

Sample: 050721MIX	Vial: 6
Description: Volatiles mix	LIMS ID:
Method: ethanol quant.M	Sequence: 19Jan23
Instrument: US14173023 CN14160045	Injection date: 1/19/2023 3:38:41 PM
Data file: C:\Chem32\1\Data\19Jan23\6.D	Analyst: Abbott

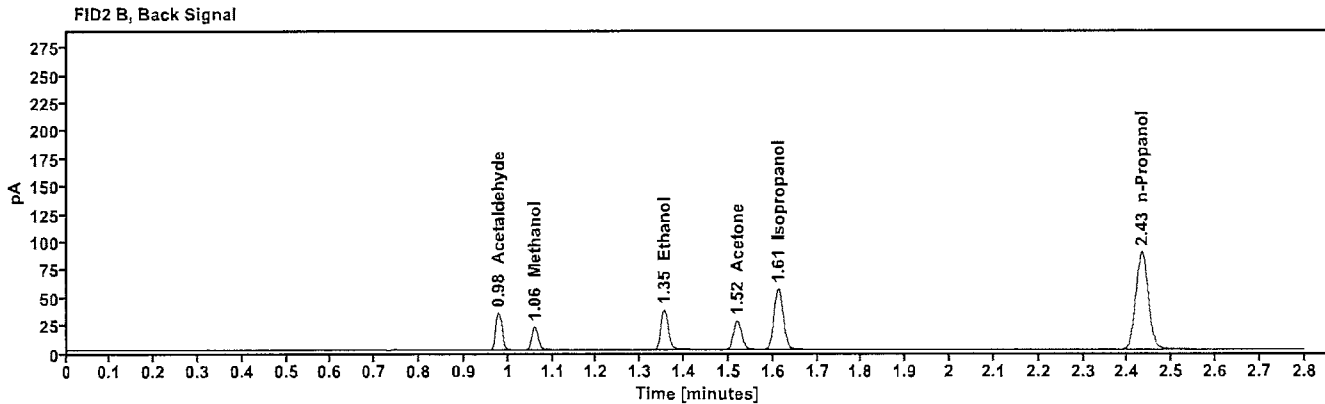
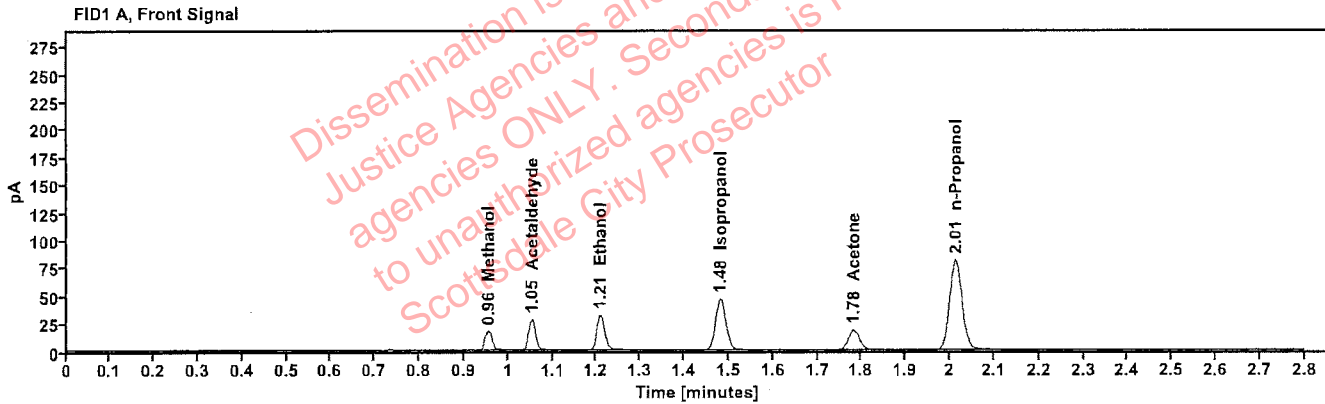


Table 1: FID 1 A (column DB-ALC1)

Compound	Amount (g/100mL)	Time (min)	Peak Area
Methanol	-----	0.955	19.836
Acetaldehyde	-----	1.053	30.722
>Ethanol	0.0674	1.208	40.134
Isopropanol	-----	1.481	73.605
Acetone	-----	1.782	30.807
n-Propanol	-----	2.013	161.880

Table 2: FID 2 B (column DB-ALC2)

Compound	Time (min)	Peak Area
Acetaldehyde	0.978	34.372
Methanol	1.059	21.740
Ethanol	1.354	43.682
Acetone	1.519	33.859
Isopropanol	1.612	81.441
n-Propanol	2.432	175.609

Scottsdale Police Department Crime Lab Volatiles Analysis

Sample: 11092018-A	Vial: 7
Description: 0.400	LIMS ID:
Method: ethanol quant.M	Sequence: 19Jan23
Instrument: US14173023 CN14160045	Injection date: 1/19/2023 3:42:57 PM
Data file: C:\Chem32\1\Data\19Jan23\7.D	Analyst: Abbott

oh

Dissemination is restricted to Criminal Justice Agencies and authorized agencies ONLY. Secondary dissemination to unauthorized agencies is PROHIBITED. Scottsdale City Prosecutor

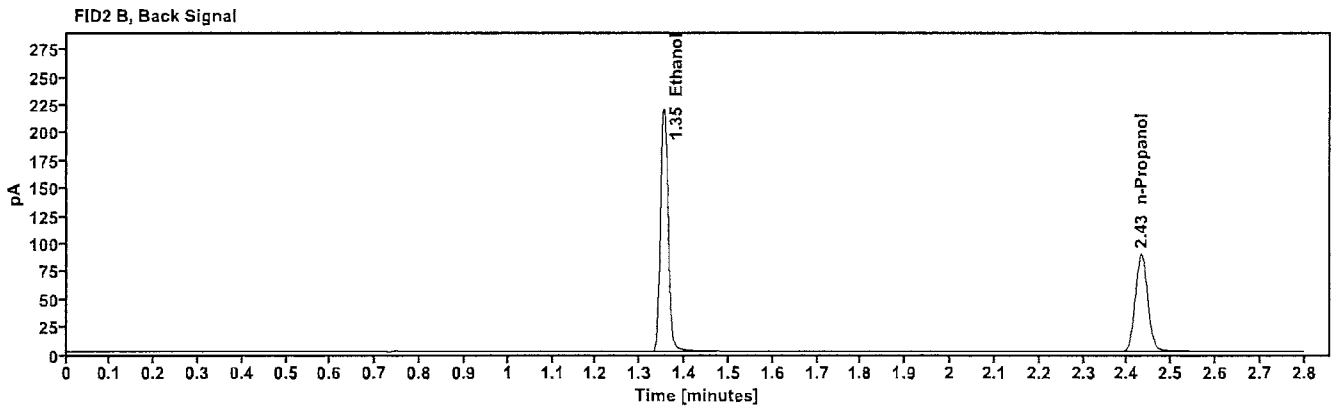
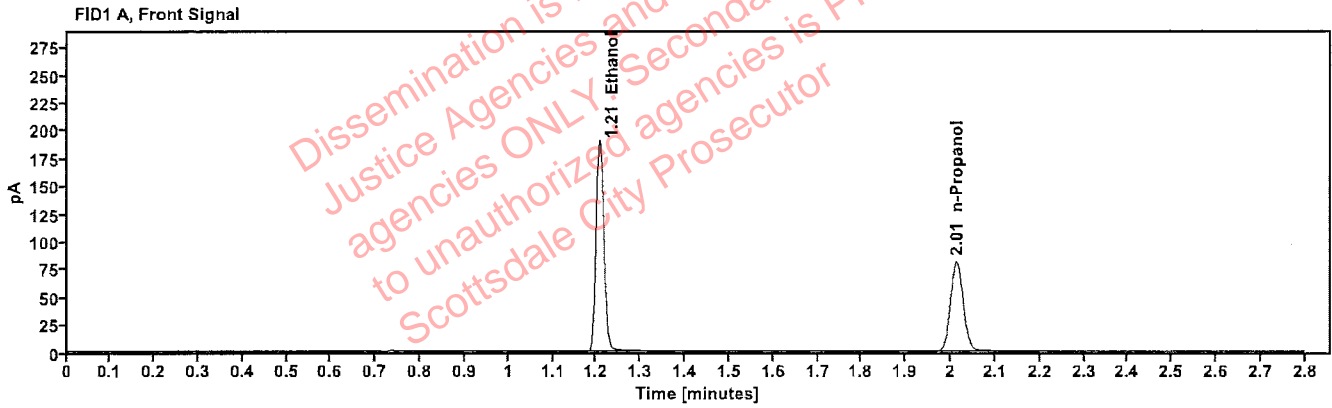


Table 1: FID 1 A (column DB-ALC1)

Compound	Amount (g/100mL)	Time (min)	Peak Area
>Ethanol	0.3989	1.207	240.408
n-Propanol	-----	2.013	161.574

Table 2: FID 2 B (column DB-ALC2)

Compound	Time (min)	Peak Area
Ethanol	1.353	263.910
n-Propanol	2.432	175.006

Scottsdale Police Department Crime Lab Volatiles Analysis

Sample: 14082019-B	Vial: 8
Description: 0.040	LIMS ID:
Method: ethanol quant.M	Sequence: 19Jan23
Instrument: US14173023 CN14160045	Injection date: 1/19/2023 3:46:56 PM
Data file: C:\Chem32\1\Data\19Jan23\8.D	Analyst: Abbott

Abbott

Dissemination is restricted to Criminal Justice Agencies and authorized agencies ONLY. Secondary dissemination to unauthorized agencies is PROHIBITED. Scottsdale City Prosecutor

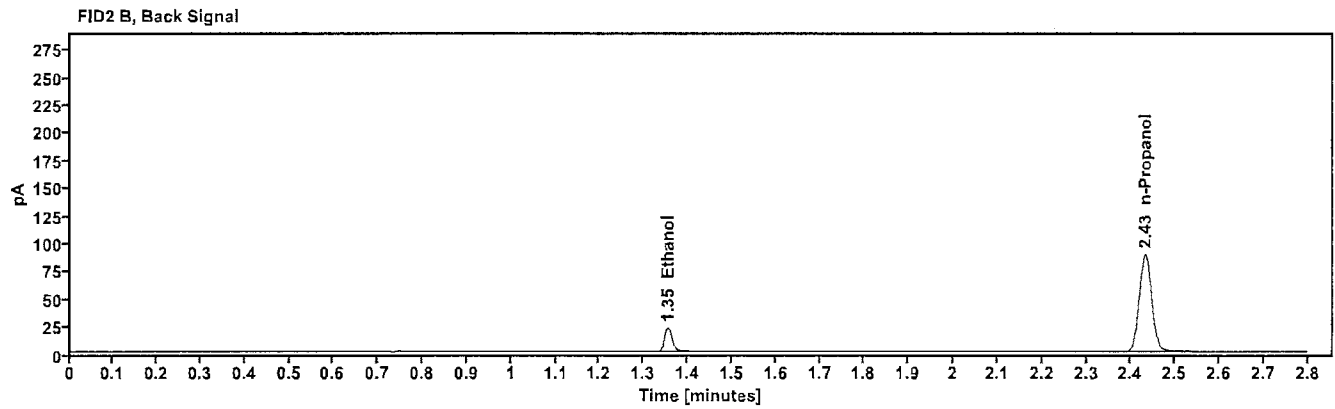
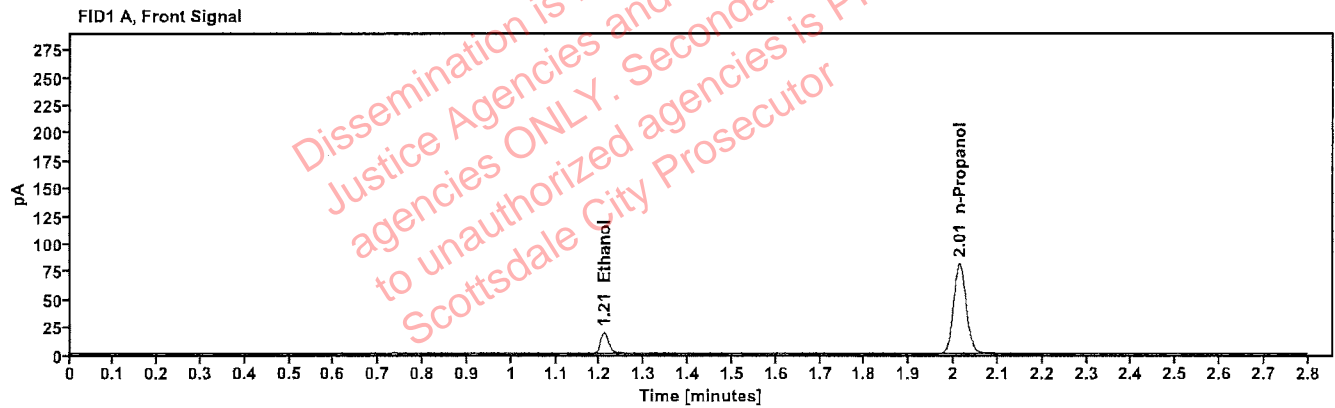


Table 1: FID 1 A (column DB-ALC1)

Compound	Amount (g/100mL)	Time (min)	Peak Area
>Ethanol	0.0409	1.209	24.043
n-Propanol	-----	2.013	161.747

Table 2: FID 2 B (column DB-ALC2)

Compound	Time (min)	Peak Area
Ethanol	1.355	26.083
n-Propanol	2.432	175.193

Scottsdale Police Department Crime Lab Volatiles Analysis

Sample: 4110320133/8	Vial: 9
Description: 0.199	LIMS ID:
Method: ethanol quant.M	Sequence: 19Jan23
Instrument: US14173023 CN14160045	Injection date: 1/19/2023 3:50:56 PM
Data file: C:\Chem32\1\Data\19Jan23\9.D	Analyst: Abbott <i>JA</i>

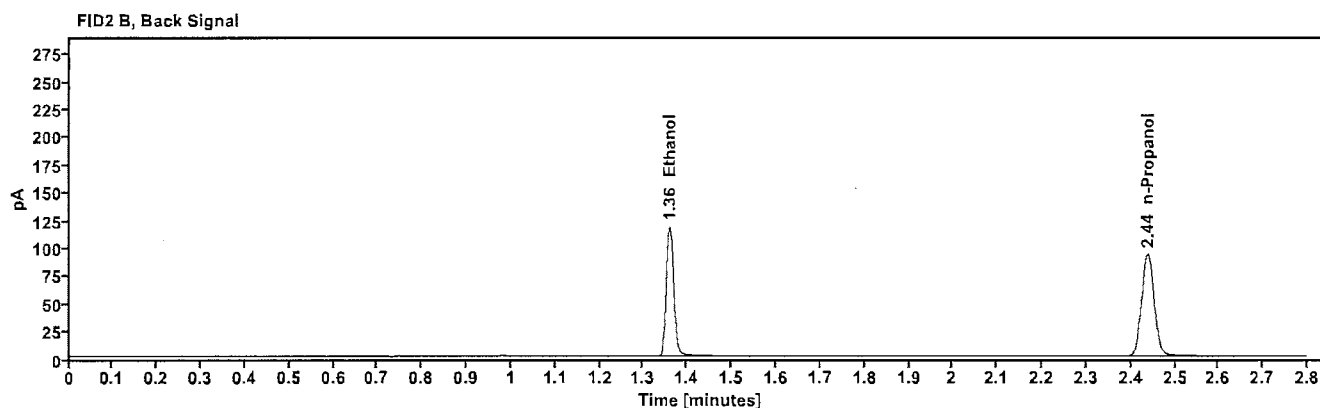
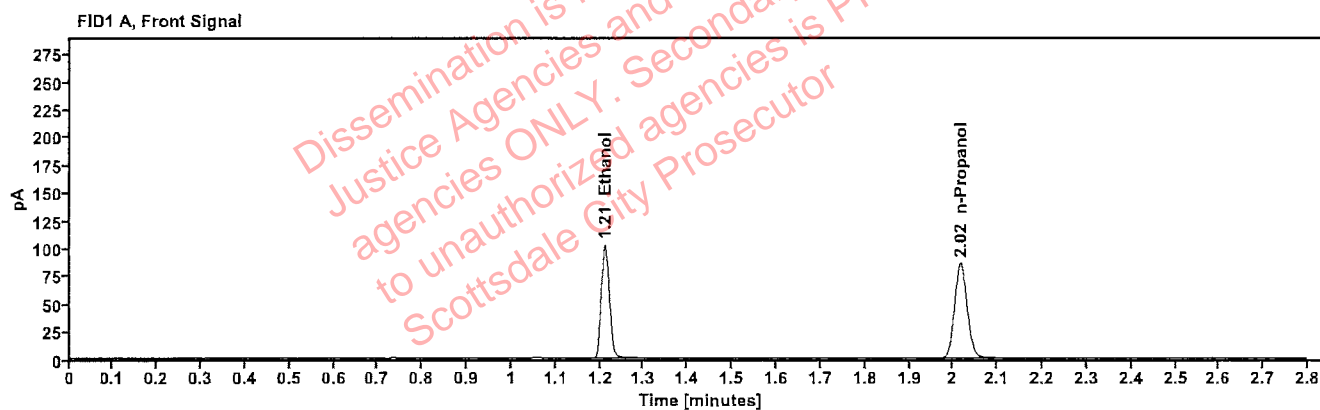


Table 1: FID 1 A (column DB-ALC1)

Compound	Amount (g/100mL)	Time (min)	Peak Area
>Ethanol	0.2063	1.211	130.431
n-Propanol	-----	2.017	169.935

Table 2: FID 2 B (column DB-ALC2)

Compound	Time (min)	Peak Area
Ethanol	1.360	142.943
n-Propanol	2.438	183.996

Scottsdale Police Department Crime Lab Volatiles Analysis

Sample: 20012020-B	Vial: 20
Description: 0.080	LIMS ID:
Method: ethanol quant.M	Sequence: 19Jan23
Instrument: US14173023 CN14160045	Injection date: 1/19/2023 4:35:26 PM
Data file: C:\Chem32\1\Data\19Jan23\20.D	Analyst: Abbott <i>AK</i>

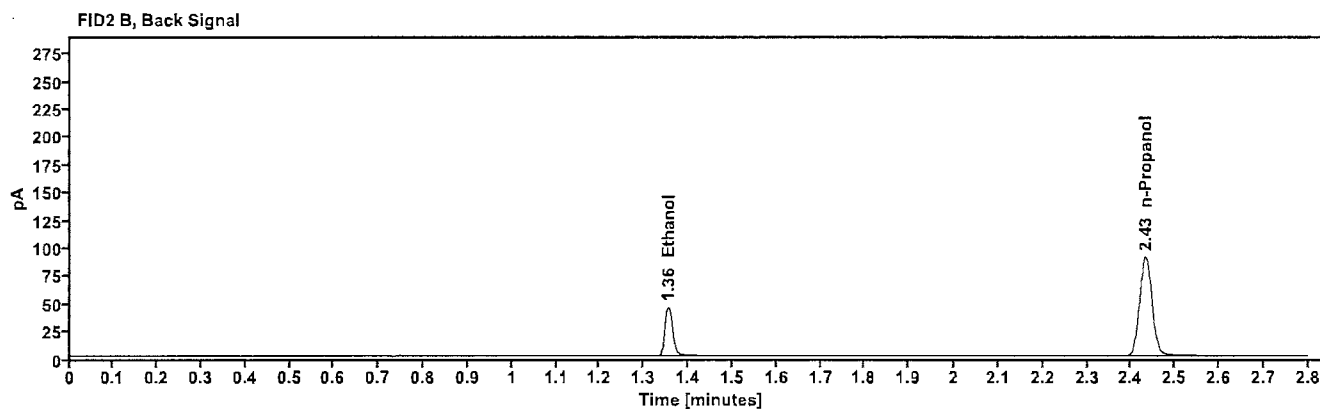
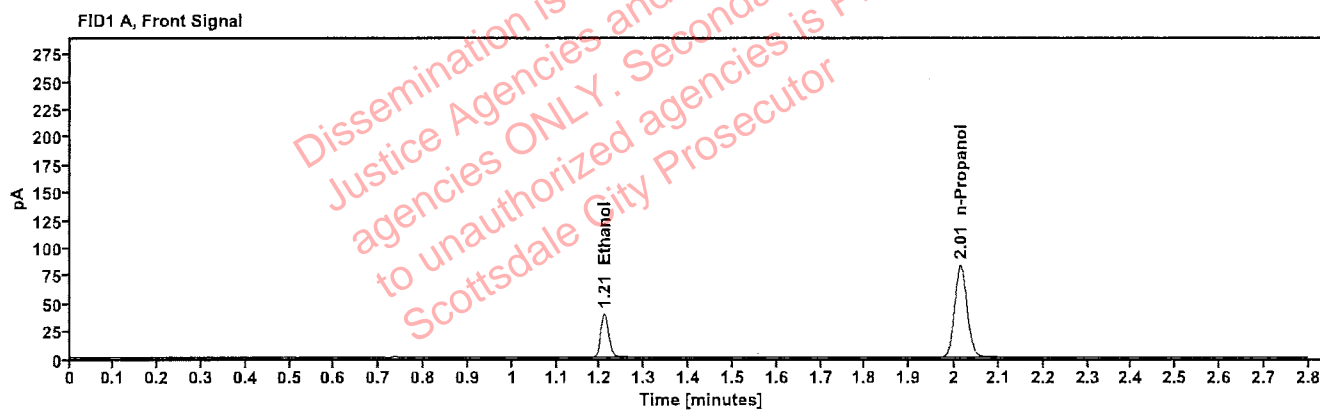


Table 1: FID 1 A (column DB-ALC1)

Compound	Amount (g/100mL)	Time (min)	Peak Area
>Ethanol	0.0809	1.209	49.389
n-Propanol	-----	2.014	165.558

Table 2: FID 2 B (column DB-ALC2)

Compound	Time (min)	Peak Area
Ethanol	1.355	53.808
n-Propanol	2.433	179.158

Scottsdale Police Department Crime Lab Volatiles Analysis

Sample: 20012020-B	Vial: 31
Description: 0.080	LIMS ID:
Method: ethanol quant.M	Sequence: 19Jan23
Instrument: US14173023 CN14160045	Injection date: 1/19/2023 5:19:56 PM
Data file: C:\Chem32\1\Data\19Jan23\31.D	Analyst: Abbott <i>Abbott</i>

Dissemination is restricted to Criminal Justice Agencies and authorized agencies ONLY. Secondary dissemination to unauthorized agencies is PROHIBITED. Scottsdale City Prosecutor

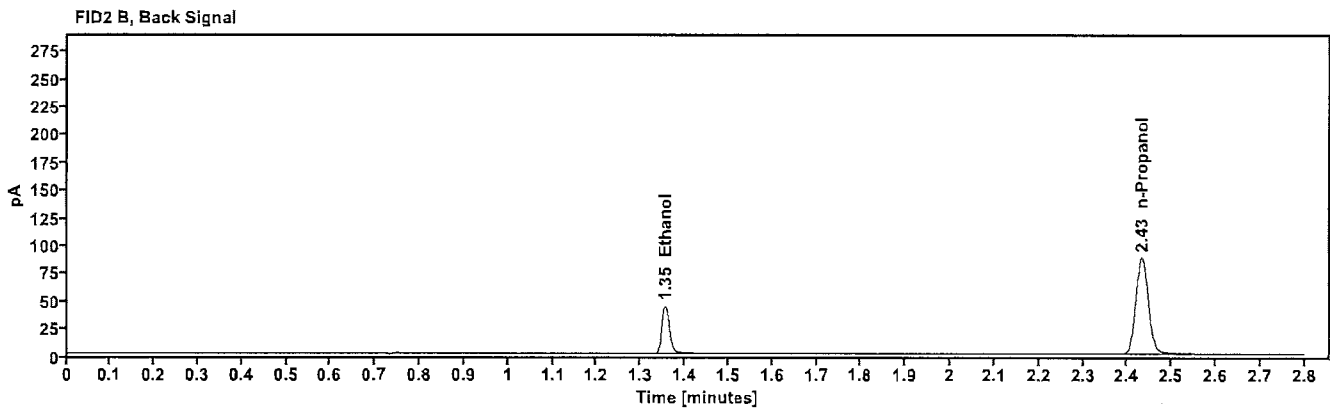
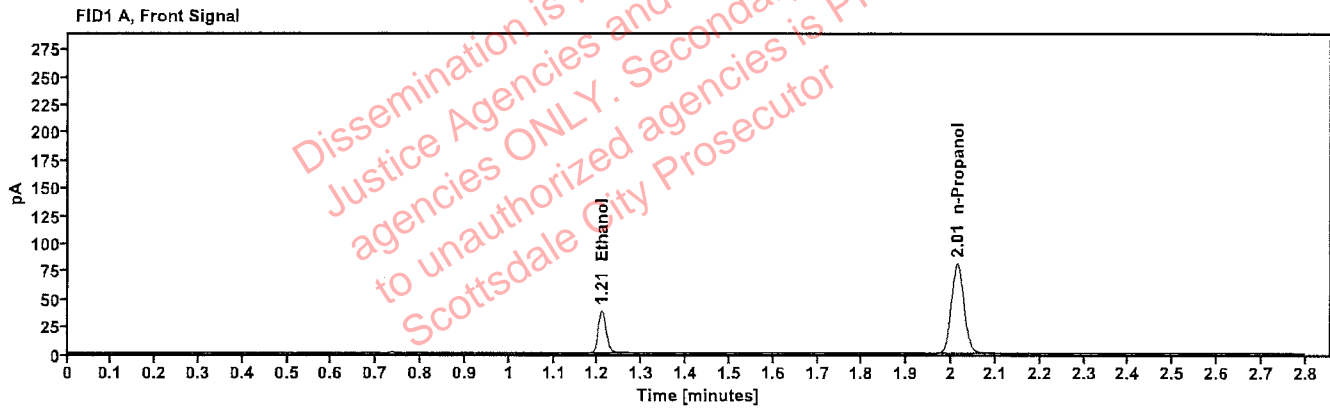


Table 1: FID 1 A (column DB-ALC1)

Compound	Amount (g/100mL)	Time (min)	Peak Area
>Ethanol	0.0810	1.209	48.169
n-Propanol	-----	2.014	161.232

Table 2: FID 2 B (column DB-ALC2)

Compound	Time (min)	Peak Area
Ethanol	1.355	52.286
n-Propanol	2.433	174.428

Scottsdale Police Department Crime Lab Volatiles Analysis

Sample: 4110320133/8	Vial: 42
Description: 0.199	LIMS ID:
Method: ethanol quant.M	Sequence: 19Jan23
Instrument: US14173023 CN14160045	Injection date: 1/19/2023 6:04:11 PM
Data file: C:\Chem32\1\Data\19Jan23\42.D	Analyst: Abbott AK

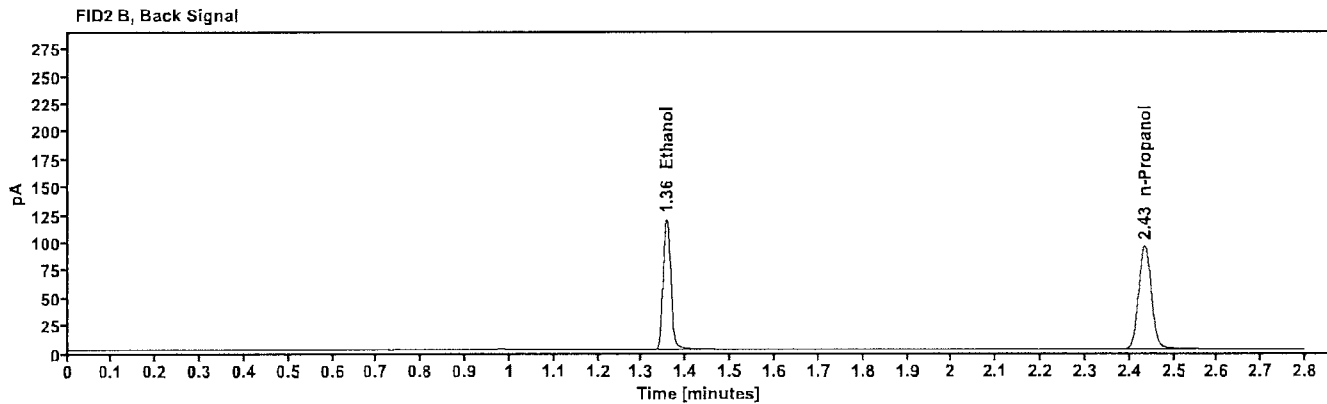
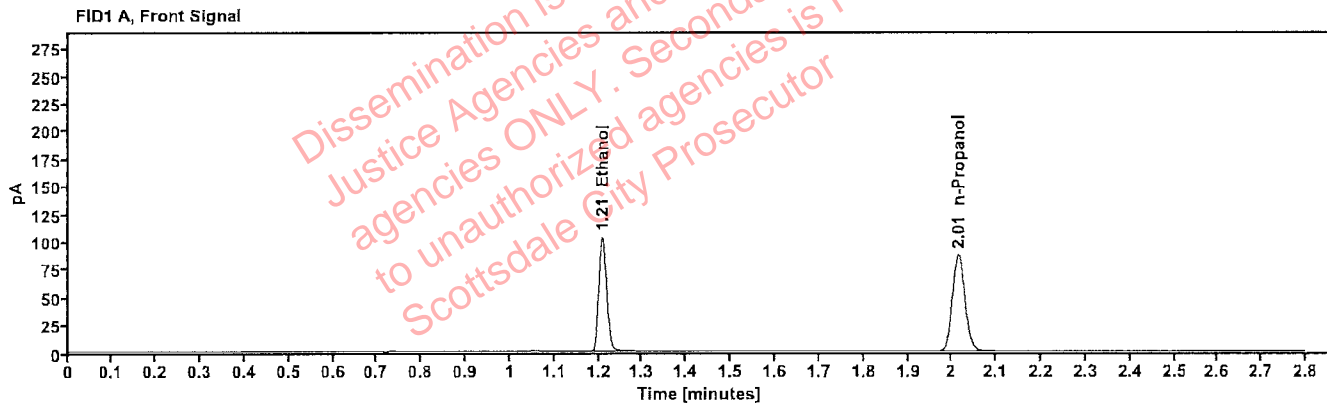


Table 1: FID 1 A (column DB-ALC1)

Compound	Amount (g/100mL)	Time (min)	Peak Area
>Ethanol	0.2033	1.209	130.638
n-Propanol	-----	2.014	172.773

Table 2: FID 2 B (column DB-ALC2)

Compound	Time (min)	Peak Area
Ethanol	1.355	143.392
n-Propanol	2.434	187.204

Scottsdale Police Department Crime Lab Volatiles Analysis

Sample: 11092018-A	Vial: 53
Description: 0.400	LIMS ID:
Method: ethanol quant.M	Sequence: 19Jan23
Instrument: US14173023 CN14160045	Injection date: 1/19/2023 6:48:42 PM
Data file: C:\Chem32\1\Data\19Jan23\53.D	Analyst: Abbott <i>JA</i>

Dissemination is restricted to Criminal Justice Agencies and authorized agencies ONLY. Secondary dissemination to unauthorized agencies is PROHIBITED. Scottsdale City Prosecutor

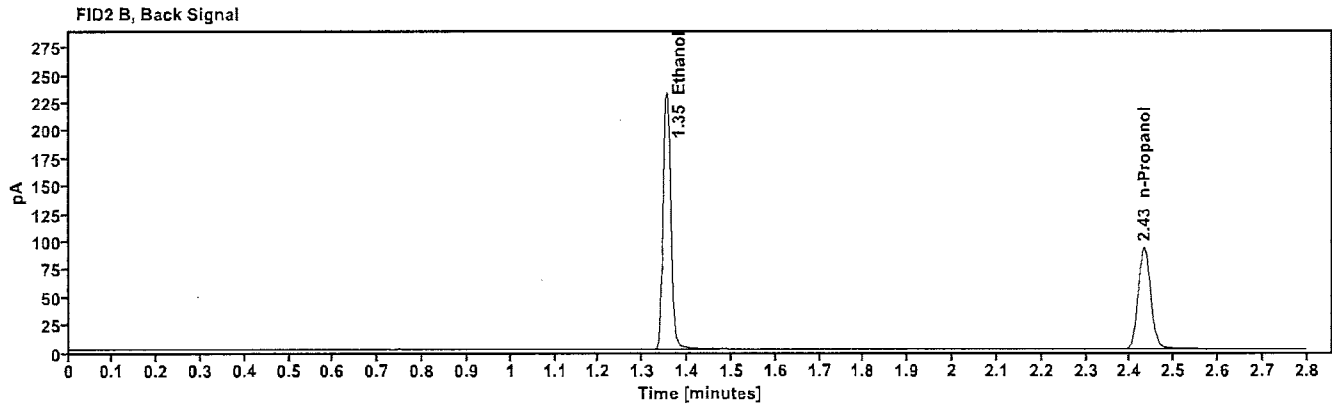
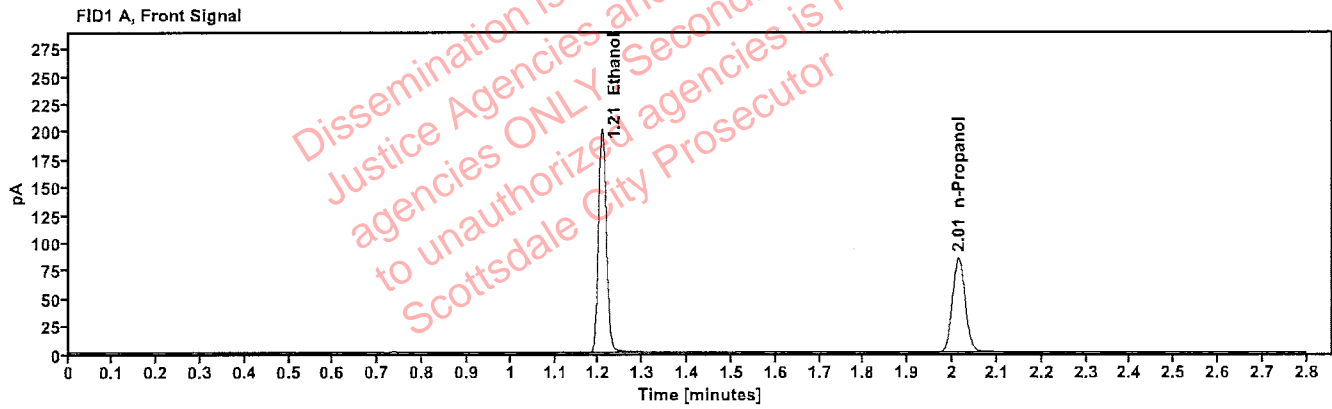


Table 1: FID 1 A (column DB-ALC1)

Compound	Amount (g/100mL)	Time (min)	Peak Area
>Ethanol	0.4033	1.207	254.755
n-Propanol	-----	2.013	169.346

Table 2: FID 2 B (column DB-ALC2)

Compound	Time (min)	Peak Area
Ethanol	1.353	279.608
n-Propanol	2.432	183.606

Scottsdale Police Department Crime Lab Volatiles Analysis

Sample: 14082019-B	Vial: 54
Description: 0.040	LIMS ID:
Method: ethanol quant.M	Sequence: 19Jan23
Instrument: US14173023 CN14160045	Injection date: 1/19/2023 6:52:42 PM
Data file: C:\Chem32\1\Data\19Jan23\54.D	Analyst: Abbott JH

Dissemination is restricted to Criminal Justice Agencies and authorized personnel only. Secondary dissemination to unauthorized agencies is PROHIBITED. Scottsdale City Prosecutor

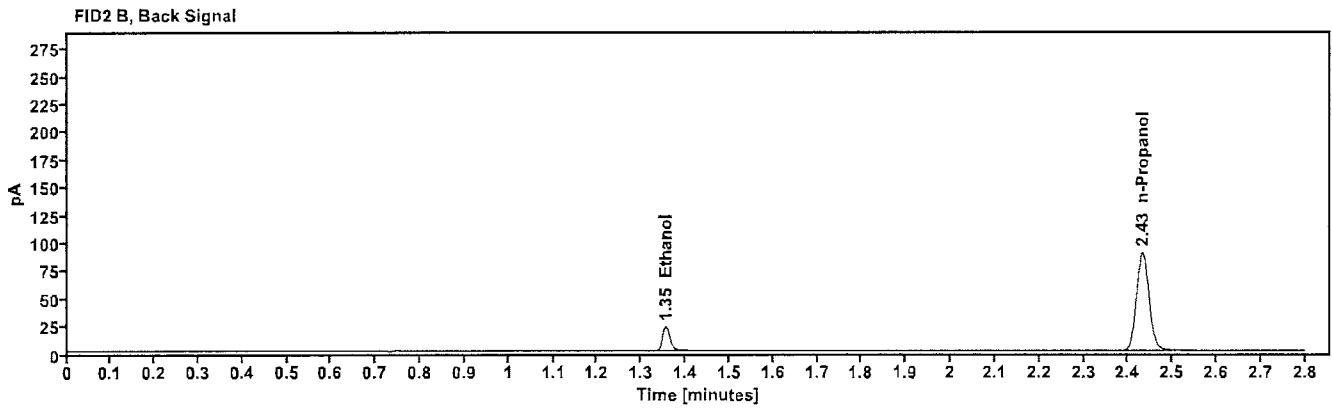
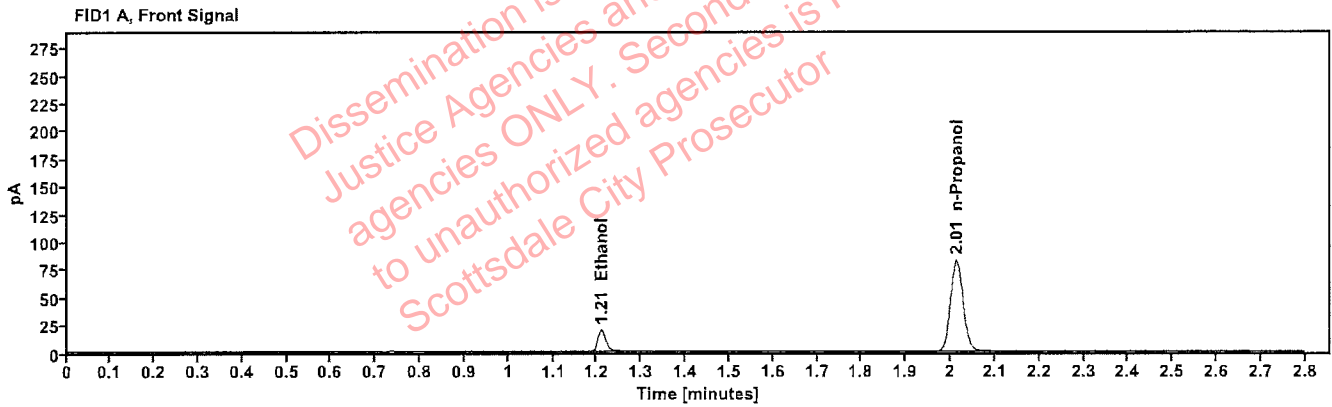


Table 1: FID 1 A (column DB-ALC1)

Compound	Amount (g/100mL)	Time (min)	Peak Area
>Ethanol	0.0411	1.209	24.434
n-Propanol	---	2.013	163.500

Table 2: FID 2 B (column DB-ALC2)

Compound	Time (min)	Peak Area
Ethanol	1.355	26.613
n-Propanol	2.432	177.185

Scottsdale Police Department Crime Lab Volatiles Analysis

Sample: 4110320133/8	Vial: 55
Description: 0.199	LIMS ID:
Method: ethanol quant.M	Sequence: 19Jan23
Instrument: US14173023 CN14160045	Injection date: 1/19/2023 6:56:56 PM
Data file: C:\Chem32\1\Data\19Jan23\55.D	Analyst: Abbott <i>JA</i>

Dissemination is restricted to Criminal Justice Agencies and authorized personnel only. Secondary dissemination to unauthorized agencies is PROHIBITED. Scottsdale City Prosecutor

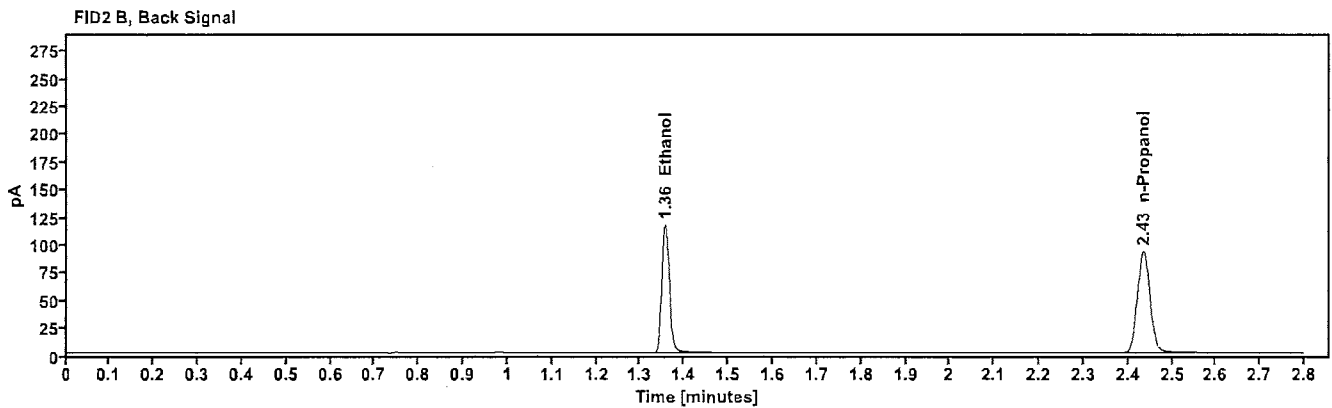
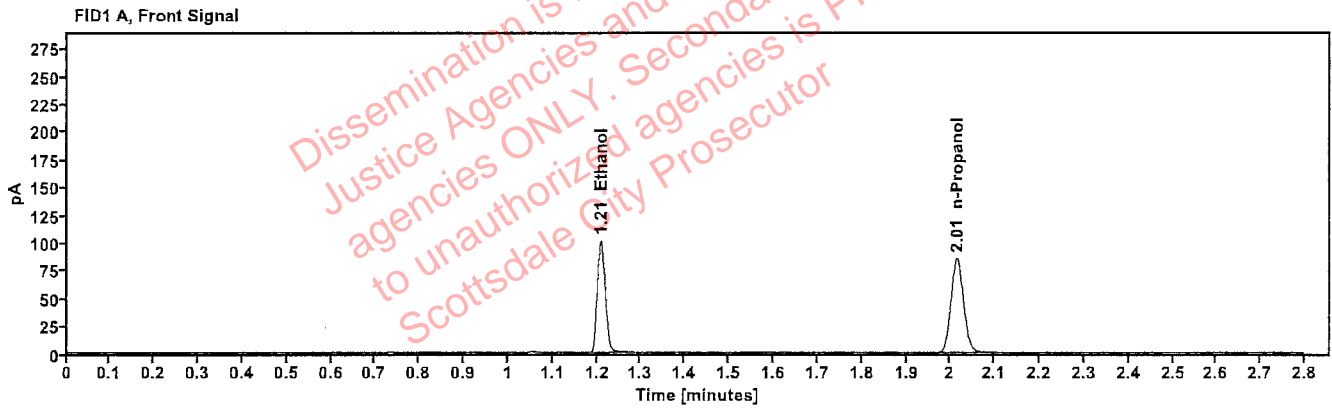


Table 1: FID 1 A (column DB-ALC1)

Compound	Amount (g/100mL)	Time (min)	Peak Area
>Ethanol	0.2041	1.209	128.495
n-Propanol	-----	2.015	169.286

Table 2: FID 2 B (column DB-ALC2)

Compound	Time (min)	Peak Area
Ethanol	1.356	140.730
n-Propanol	2.435	183.206

Scottsdale Police Department Crime Lab Volatiles Analysis

Sample:	101921WB	Vial:	56
Description:	Negative	LIMS ID:	
Method:	ethanol quant.M	Sequence:	19Jan23
Instrument:	US14173023 CN14160045	Injection date:	1/19/2023 7:00:57 PM
Data file:	C:\Chem32\1\Data\19Jan23\56.D	Analyst:	Abbott AK

Dissemination is restricted to Criminal Justice Agencies and authorized agencies ONLY. Secondary dissemination to unauthorized agencies is PROHIBITED. Scottsdale City Prosecutor

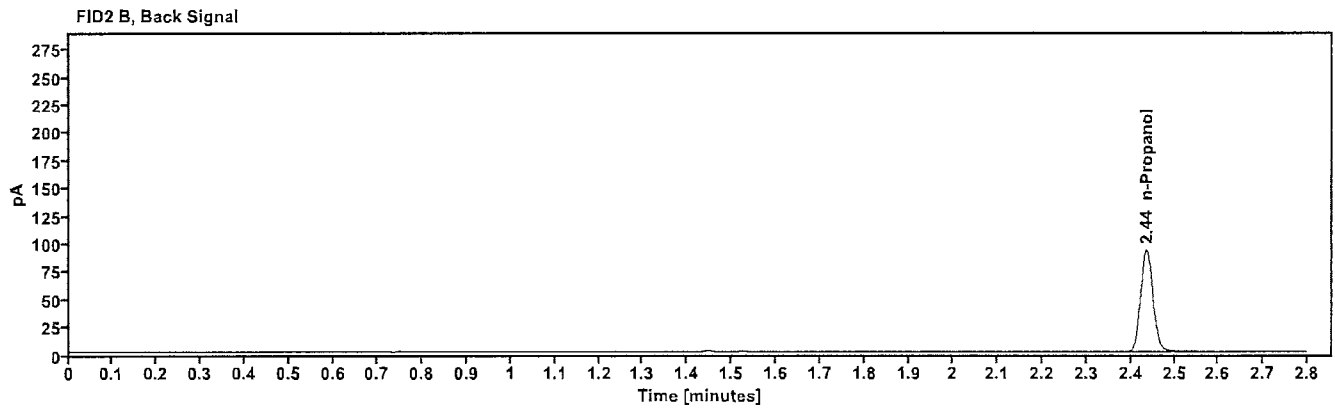
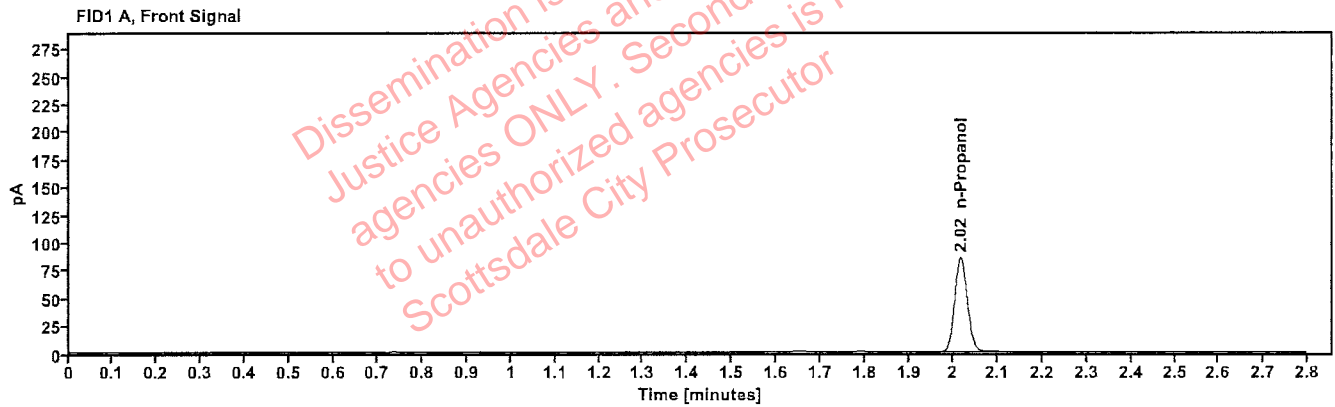


Table 1: FID 1 A (column DB-ALC1)

Compound	Amount (g/100mL)	Time (min)	Peak Area
n-Propanol	-----	2.016	169.667

Table 2: FID 2 B (column DB-ALC2)

Compound	Time (min)	Peak Area
n-Propanol	2.436	183.738

Sequence Summary

Sequence name: 19Jan23 Instrument: US14173023 CN14160045 Analyst: Abbott

Vial	Sample	Description	Type	LIMS ID	Method
1	FN10051909	0.020 calibrator	Calibration		ethanol quant.M
2	FN05311902	0.100 calibrator	Calibration		ethanol quant.M
3	FN02052101	0.200 calibrator	Calibration		ethanol quant.M
4	FN03052102	0.400 calibrator	Calibration		ethanol quant.M
5	122022AQ	Negative	Control		ethanol quant.M
6	050721MIX	Volatiles mix	Control		ethanol quant.M
7	11092018-A	0.400	Control		ethanol quant.M
8	14082019-B	0.040	Control		ethanol quant.M
9	4110320133/8	0.199	Control		ethanol quant.M
10	2223849-2		Sample		ethanol quant.M
11	2223849-2		Sample		ethanol quant.M
12	2300027-2		Sample		ethanol quant.M
13	2300027-2		Sample		ethanol quant.M
14	2300038-2		Sample		ethanol quant.M
15	2300038-2		Sample		ethanol quant.M
16	2300051-3		Sample		ethanol quant.M
17	2300051-3		Sample		ethanol quant.M
18	2300311-4		Sample		ethanol quant.M
19	2300311-4		Sample		ethanol quant.M
20	20012020-B	0.080	Control		ethanol quant.M
21	2300315-2		Sample		ethanol quant.M
22	2300315-2		Sample		ethanol quant.M
23	2300468-2		Sample		ethanol quant.M
24	2300468-2		Sample		ethanol quant.M
25	2300470-4		Sample		ethanol quant.M
26	2300470-4		Sample		ethanol quant.M
27	2300435-2		Sample		ethanol quant.M
28	2300435-2		Sample		ethanol quant.M
29	2300523-2		Sample		ethanol quant.M
30	2300523-2		Sample		ethanol quant.M
31	20012020-B	0.080	Control		ethanol quant.M
32	2300476-3		Sample		ethanol quant.M
33	2300476-3		Sample		ethanol quant.M
34	327-01B.J.		Sample		ethanol quant.M
35	327-01B.J.		Sample		ethanol quant.M
36	390-01N.K.		Sample		ethanol quant.M
37	390-01N.K.		Sample		ethanol quant.M
38	327-01B.K.		Sample		ethanol quant.M
39	327-01B.K.		Sample		ethanol quant.M
40	327-01D.J.		Sample		ethanol quant.M
41	327-01D.J.		Sample		ethanol quant.M
42	4110320133/8	0.199	Control		ethanol quant.M
43	353-01R.S.		Sample		ethanol quant.M
44	353-01R.S.		Sample		ethanol quant.M
45	353-01V.H.		Sample		ethanol quant.M
46	353-01V.H.		Sample		ethanol quant.M
47	420-01C.J.		Sample		ethanol quant.M

Dissemination is restricted to Criminal Justice Agencies and authorized agencies ONLY. Secondary dissemination to unauthorized agencies is PROHIBITED.



Sequence Summary




48	420-01C.J.		Sample		ethanol quant.M
49	334-01F.N.		Sample		ethanol quant.M
50	334-01F.N.		Sample		ethanol quant.M
51	2224997-3		Sample		ethanol quant.M
52	2224997-3		Sample		ethanol quant.M
53	11092018-A	0.400	Control		ethanol quant.M
54	14082019-B	0.040	Control		ethanol quant.M
55	4110320133/8	0.199	Control		ethanol quant.M
56	101921WB	Negative	Control		ethanol quant.M

Dissemination is restricted to Criminal Justice Agencies and authorized agencies ONLY. Secondary dissemination to unauthorized agencies is PROHIBITED.
 Scottsdale City Prosecutor

Scottsdale Police Department Crime Laboratory Summary of Cases

SEQUENCE NAME: 19Jan23

ANALYST: Abbott 

Vials	Test 1 (g/dL)	Test 2 (g/dL)	Mean (g/dL)	Percent Difference*	Absolute Difference (g/dL)*
10 11	0.1958	0.1953	0.19555	0.13	0.00025
12 13	0.2858	0.2883	0.28705	0.44	0.00125
14 15	0.2120	0.2140	0.21300	0.47	0.00100
16 17	0.2142	0.2178	0.21600	0.83	0.00180
18 19	0.0000	0.0000	0.00000	0.00	0.00000
21 22	0.1198	0.1184	0.11910	0.59	0.00070
23 24	0.1972	0.1975	0.19735	0.08	0.00015
25 26	0.2673	0.2652	0.26625	0.39	0.00105
27 28	0.2026	0.2011	0.20185	0.37	0.00075
29 30	0.1651	0.1663	0.16570	0.36	0.00060
32 33	0.2065	0.2051	0.20580	0.34	0.00070
34 35	0.2027	0.2033	0.20300	0.15	0.00030
36 37	0.0199	0.0200	0.01995	0.25	0.00005
38 39	0.1781	0.1817	0.17990	1.00	0.00180
40 41	0.1249	0.1253	0.12510	0.16	0.00020
43 44	0.1355	0.1362	0.13585	0.26	0.00035
45 46	0.1294	0.1294	0.12940	0.00	0.00000
47 48	0.2635	0.2630	0.26325	0.09	0.00025
49 50	0.2279	0.2260	0.22695	0.42	0.00095
51 52	0.1551	0.1538	0.15445	0.42	0.00065

*Calculated differences are differences from the mean of the two results.

Scottsdale Police Department Crime Lab Volatiles Analysis

Sample:	2223849-2	Vial:	10
Description:		LIMS ID:	
Method:	ethanol quant.M	Sequence:	19Jan23
Instrument:	US14173023 CN14160045	Injection date:	1/19/2023 3:54:57 PM
Data file:	C:\Chem32\1\Data\19Jan23\10.D	Analyst:	Abbott

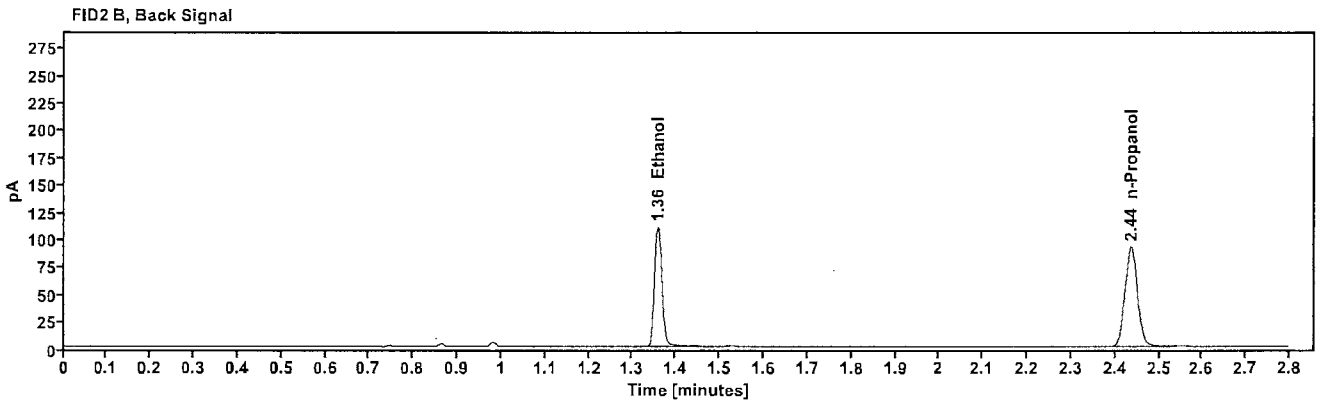
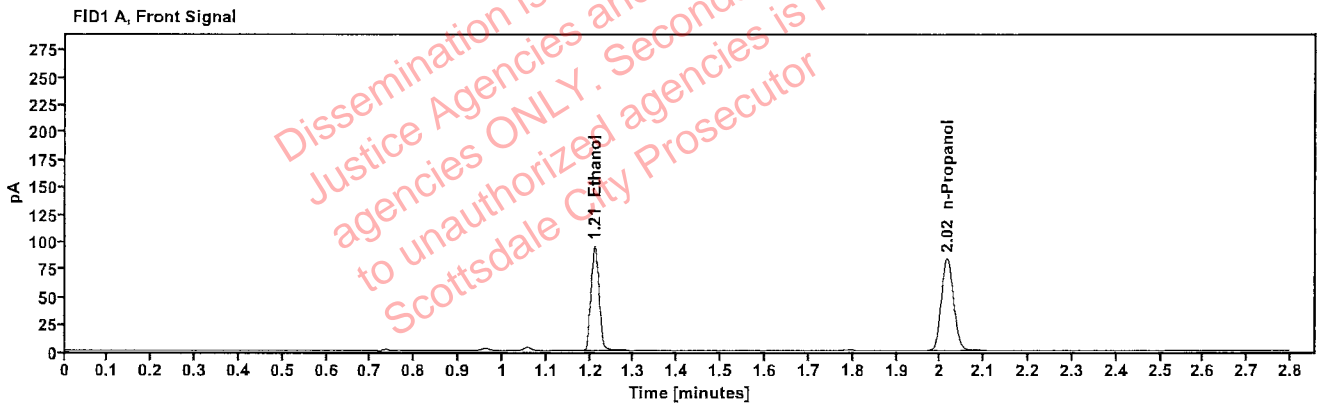


Table 1: FID 1 A (column DB-ALC1)

Compound	Amount (g/100mL)	Time (min)	Peak Area
>Ethanol	0.1958	1.210	121.590
n-Propanol	-----	2.016	166.978

Table 2: FID 2 B (column DB-ALC2)

Compound	Time (min)	Peak Area
Ethanol	1.358	133.110
n-Propanol	2.436	180.579

Scottsdale Police Department Crime Lab Volatiles Analysis

Sample:	2223849-2	Vial:	11
Description:	[REDACTED]	LIMS ID:	[REDACTED]
Method:	ethanol quant.M	Sequence:	19Jan23
Instrument:	US14173023 CN14160045	Injection date:	1/19/2023 3:58:57 PM
Data file:	C:\Chem32\1\Data\19Jan23\11.D	Analyst:	Abbott

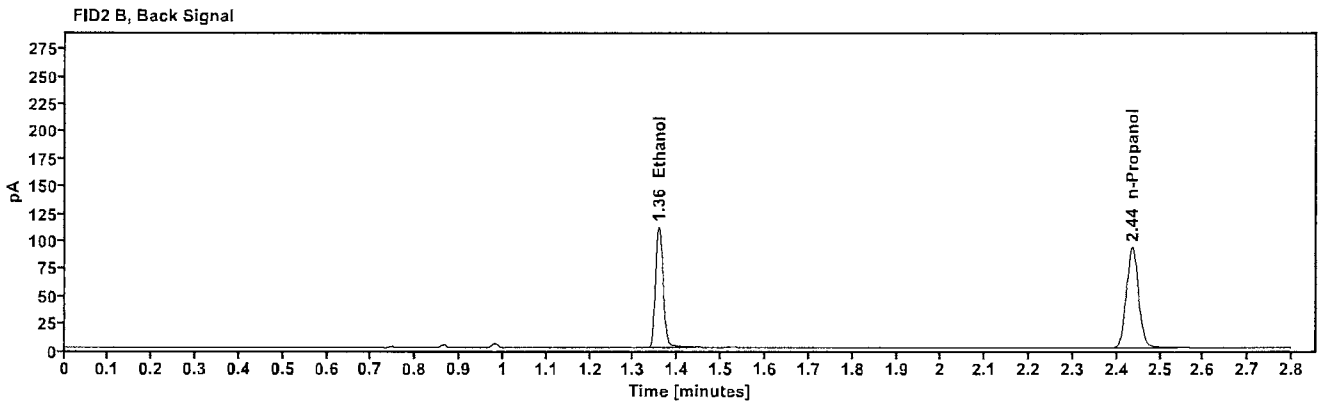
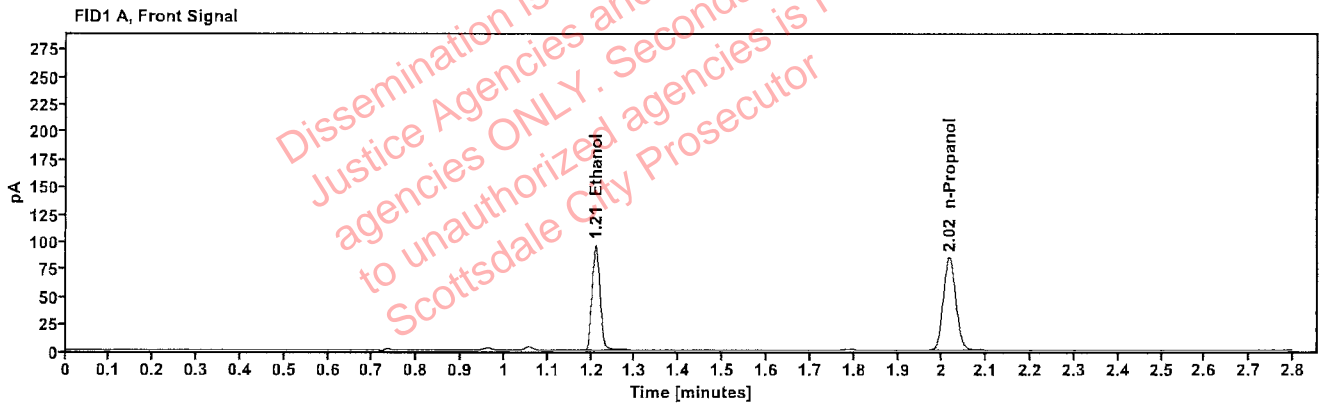


Table 1: FID 1 A (column DB-ALC1)

Compound	Amount (g/100mL)	Time (min)	Peak Area
>Ethanol	0.1953	1.210	122.651
n-Propanol	---	2.016	168.924

Table 2: FID 2 B (column DB-ALC2)

Compound	Time (min)	Peak Area
Ethanol	1.357	133.963
n-Propanol	2.435	182.736

Scottsdale Police Department Crime Lab Volatiles Analysis

Sample:	2300027-2	Vial:	12
Description:	[REDACTED]	LIMS ID:	[REDACTED]
Method:	ethanol quant.M	Sequence:	19Jan23
Instrument:	US14173023 CN14160045	Injection date:	1/19/2023 4:02:56 PM
Data file:	C:\Chem32\1\Data\19Jan23\12.D	Analyst:	Abbott

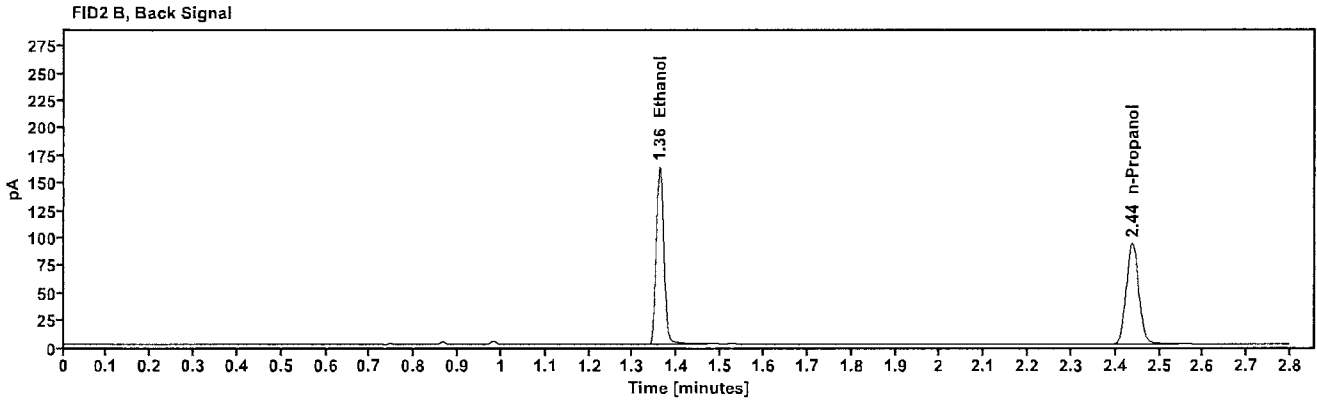
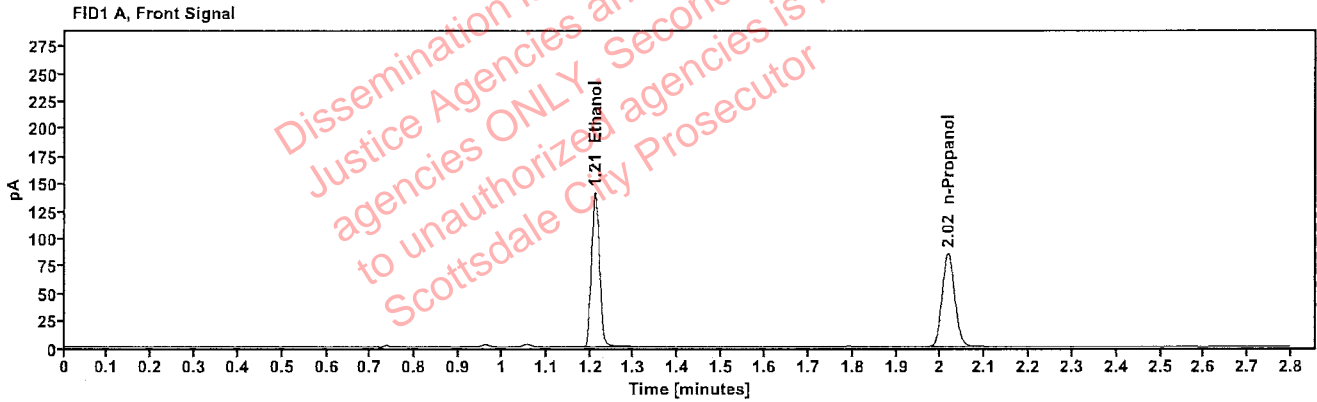


Table 1: FID 1 A (column DB-ALC1)

Compound	Amount (g/100mL)	Time (min)	Peak Area
>Ethanol	0.2858	1.211	180.560
n-Propanol	----	2.017	169.562

Table 2: FID 2 B (column DB-ALC2)

Compound	Time (min)	Peak Area
Ethanol	1.360	197.854
n-Propanol	2.438	183.455

Scottsdale Police Department Crime Lab Volatiles Analysis

Sample:	2300027-2	Vial:	13
Description:		LIMS ID:	
Method:	ethanol quant.M	Sequence:	19Jan23
Instrument:	US14173023 CN14160045	Injection date:	1/19/2023 4:07:11 PM
Data file:	C:\Chem32\1\Data\19Jan23\13.D	Analyst:	Abbott

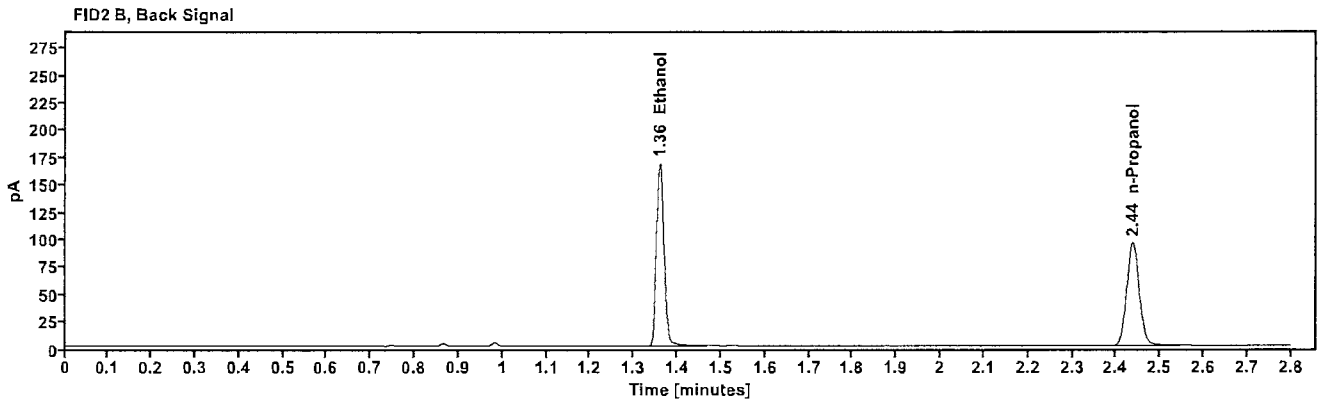
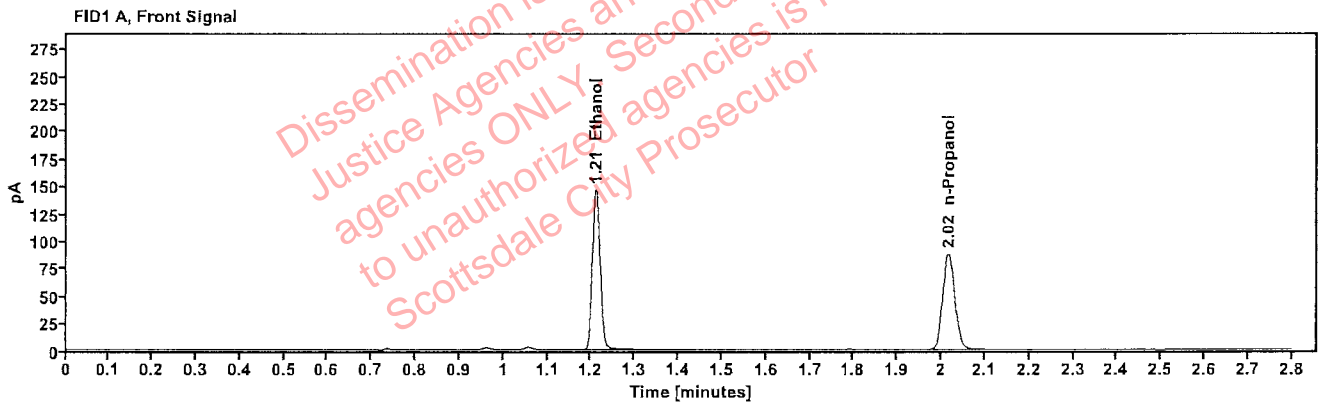


Table 1: FID 1 A (column DB-ALC1)

Compound	Amount (g/100mL)	Time (min)	Peak Area
>Ethanol	0.2883	1.211	186.730
n-Propanol	-----	2.017	173.815

Table 2: FID 2 B (column DB-ALC2)

Compound	Time (min)	Peak Area
Ethanol	1.359	204.422
n-Propanol	2.437	187.845

Scottsdale Police Department Crime Lab Volatiles Analysis

Sample:	2300038-2	Vial:	14
Description:	[REDACTED]	LIMS ID:	[REDACTED]
Method:	ethanol quant.M	Sequence:	19Jan23
Instrument:	US14173023 CN14160045	Injection date:	1/19/2023 4:11:11 PM
Data file:	C:\Chem32\1\Data\19Jan23\14.D	Analyst:	Abbott

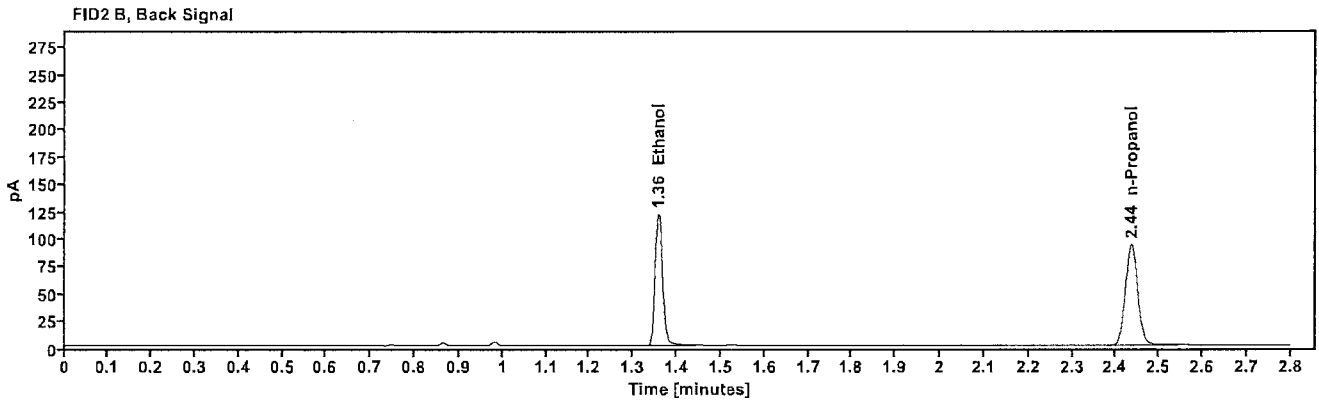
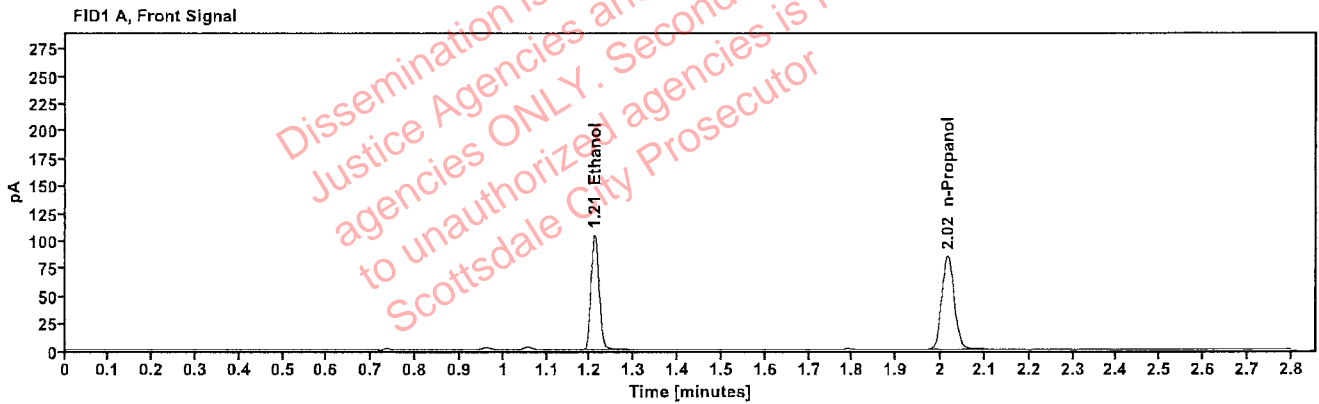


Table 1: FID 1 A (column DB-ALC1)

Compound	Amount (g/100mL)	Time (min)	Peak Area
>Ethanol	0.2120	1.210	133.917
n-Propanol	-----	2.015	169.819

Table 2: FID 2 B (column DB-ALC2)

Compound	Time (min)	Peak Area
Ethanol	1.357	146.428
n-Propanol	2.435	183.515

Scottsdale Police Department Crime Lab Volatiles Analysis

Sample:	2300038-2	Vial:	15
Description:	[REDACTED]	LIMS ID:	[REDACTED]
Method:	ethanol quant.M	Sequence:	19Jan23
Instrument:	US14173023 CN14160045	Injection date:	1/19/2023 4:15:11 PM
Data file:	C:\Chem32\1\Data\19Jan23\15.D	Analyst:	Abbott

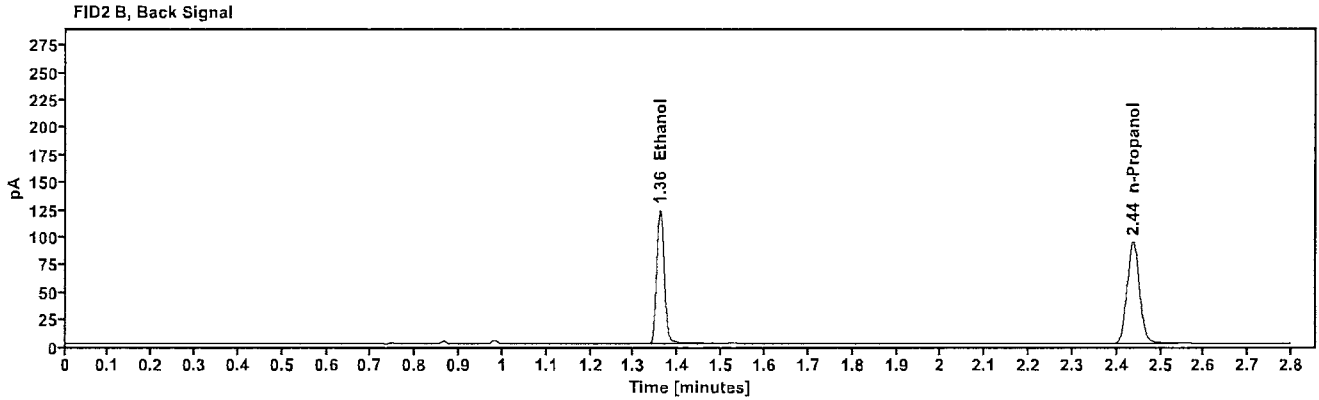
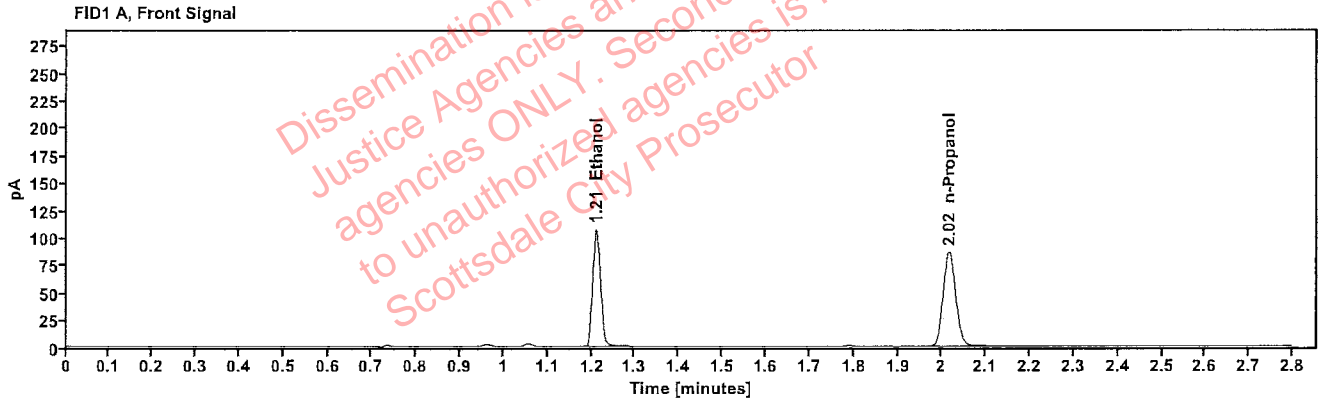


Table 1: FID 1 A (column DB-ALC1)

Compound	Amount (g/100mL)	Time (min)	Peak Area
>Ethanol	0.2140	1.211	136.795
n-Propanol	-----	2.016	171.822

Table 2: FID 2 B (column DB-ALC2)

Compound	Time (min)	Peak Area
Ethanol	1.359	149.741
n-Propanol	2.437	185.585

Scottsdale Police Department Crime Lab Volatiles Analysis

Sample:	2300051-3	Vial:	16
Description:	Parks, Dillon Lonelle	LIMS ID:	
Method:	ethanol quant.M	Sequence:	19Jan23
Instrument:	US14173023 CN14160045	Injection date:	1/19/2023 4:19:11 PM
Data file:	C:\Chem32\1\Data\19Jan23\16.D	Analyst:	Abbott

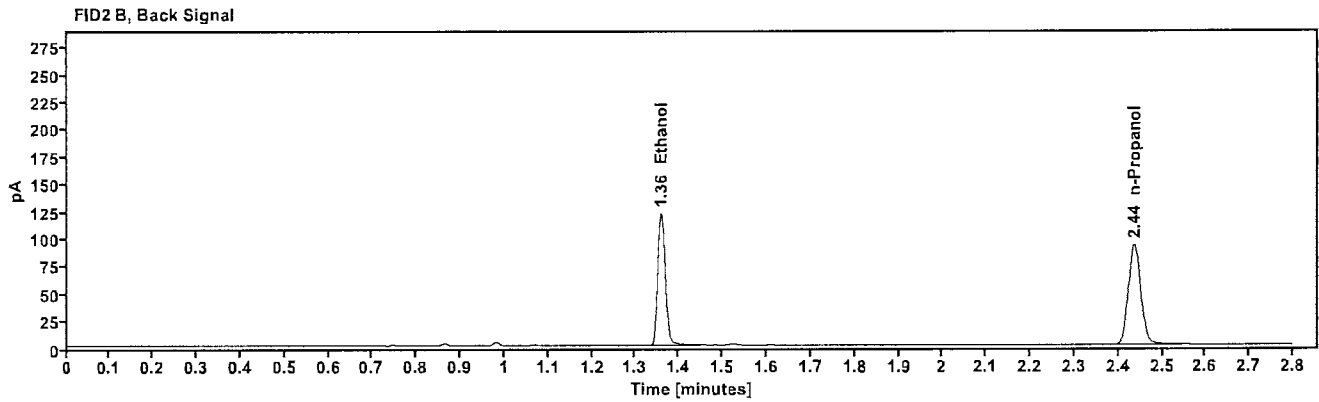
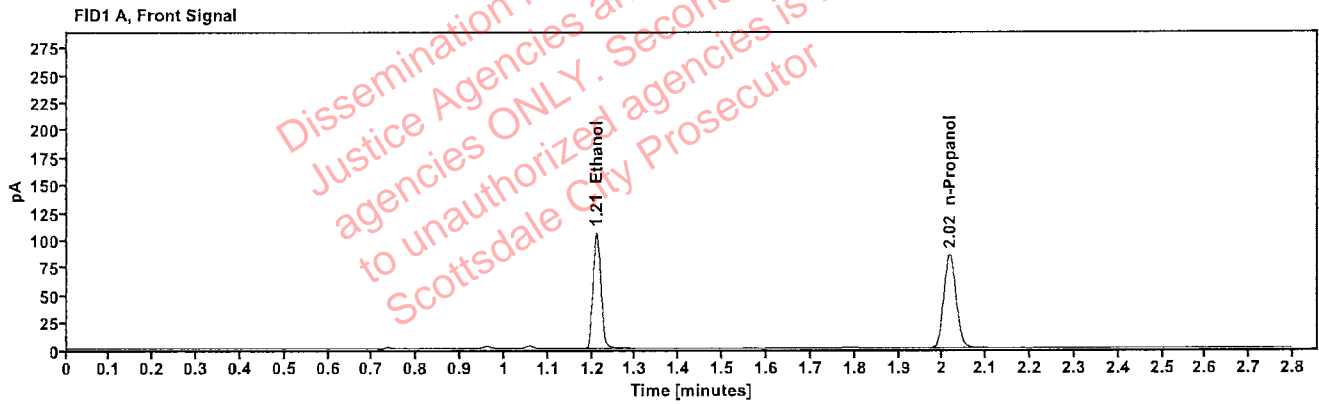


Table 1: FID 1 A (column DB-ALC1)

Compound	Amount (g/100mL)	Time (min)	Peak Area
>Ethanol	0.2142	1.211	134.853
n-Propanol	-----	2.016	169.197

Table 2: FID 2 B (column DB-ALC2)

Compound	Time (min)	Peak Area
Ethanol	1.359	147.477
n-Propanol	2.437	182.998

Scottsdale Police Department Crime Lab Volatiles Analysis

Sample:	2300051-3	Vial:	17
Description:	[REDACTED]	LIMS ID:	[REDACTED]
Method:	ethanol quant.M	Sequence:	19Jan23
Instrument:	US14173023 CN14160045	Injection date:	1/19/2023 4:23:11 PM
Data file:	C:\Chem32\1\Data\19Jan23\17.D	Analyst:	Abbott

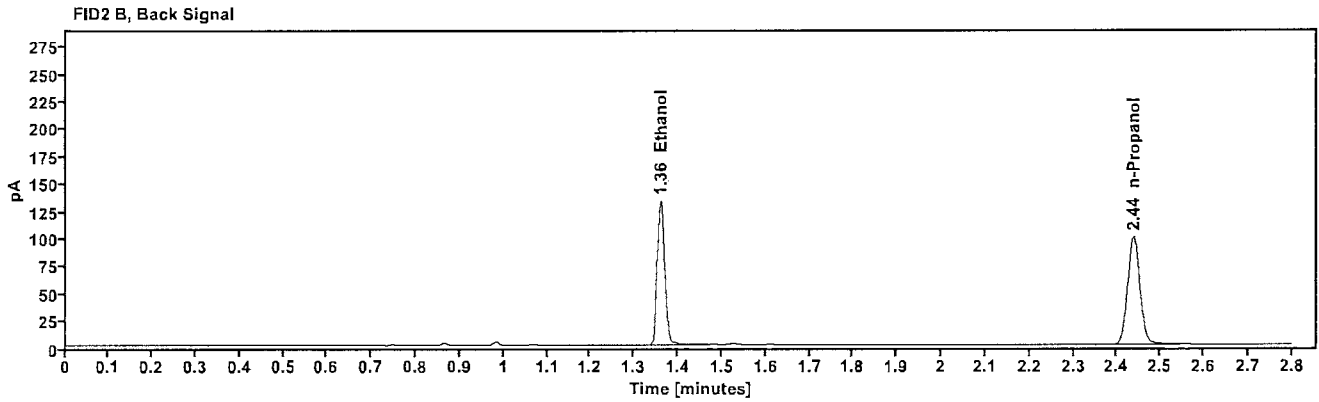
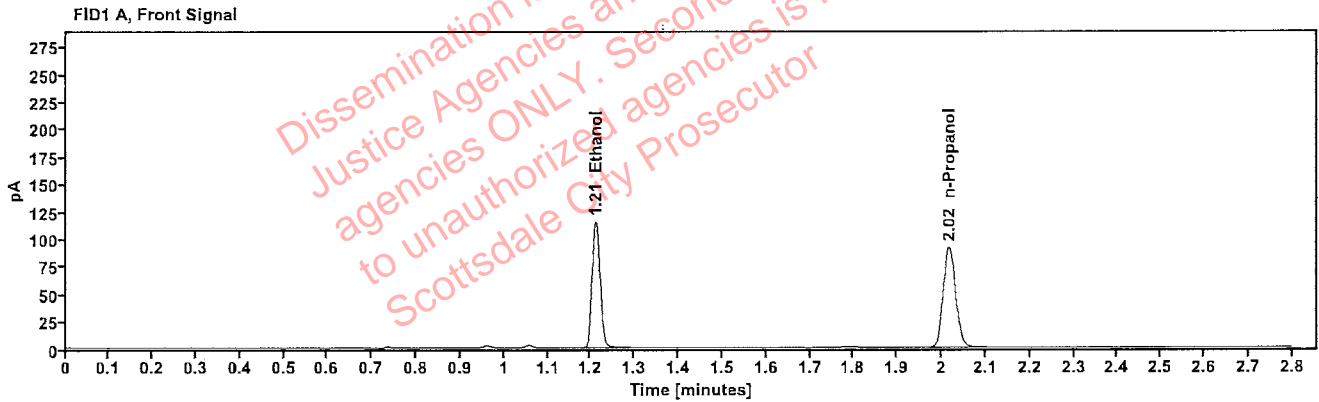


Table 1: FID 1 A (column DB-ALC1)

Compound	Amount (g/100mL)	Time (min)	Peak Area
>Ethanol	0.2178	1.211	147.255
n-Propanol	-----	2.017	181.726

Table 2: FID 2 B (column DB-ALC2)

Compound	Time (min)	Peak Area
Ethanol	1.360	161.371
n-Propanol	2.438	196.683

Scottsdale Police Department Crime Lab Volatiles Analysis

Sample:	2300311-4	Vial:	18
Description:		LIMS ID:	
Method:	ethanol quant.M	Sequence:	19Jan23
Instrument:	US14173023 CN14160045	Injection date:	1/19/2023 4:27:11 PM
Data file:	C:\Chem32\1\Data\19Jan23\18.D	Analyst:	Abbott

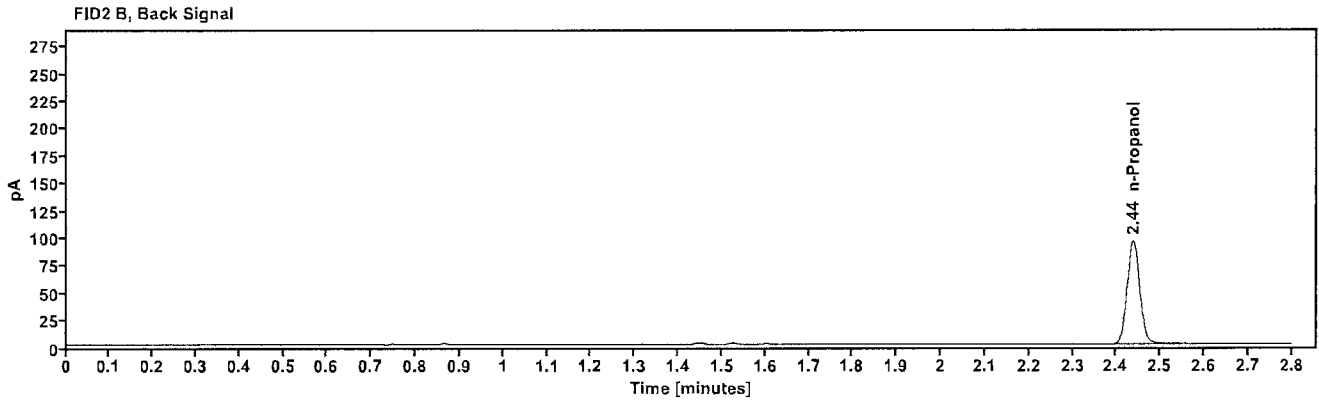
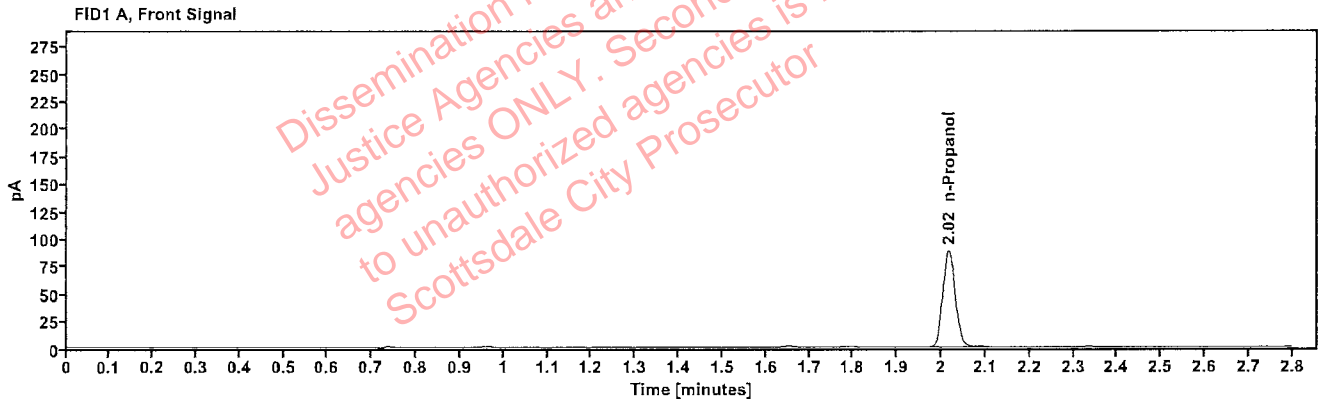


Table 1: FID 1 A (column DB-ALC1)

Compound	Amount (g/100mL)	Time (min)	Peak Area
n-Propanol	-----	2.017	174.576

Table 2: FID 2 B (column DB-ALC2)

Compound	Time (min)	Peak Area
n-Propanol	2.437	189.061

Scottsdale Police Department Crime Lab Volatiles Analysis

Sample:	2300311-4	Vial:	19
Description:		LIMS ID:	
Method:	ethanol quant.M	Sequence:	19Jan23
Instrument:	US14173023 CN14160045	Injection date:	1/19/2023 4:31:27 PM
Data file:	C:\Chem32\1\Data\19Jan23\19.D	Analyst:	Abbott

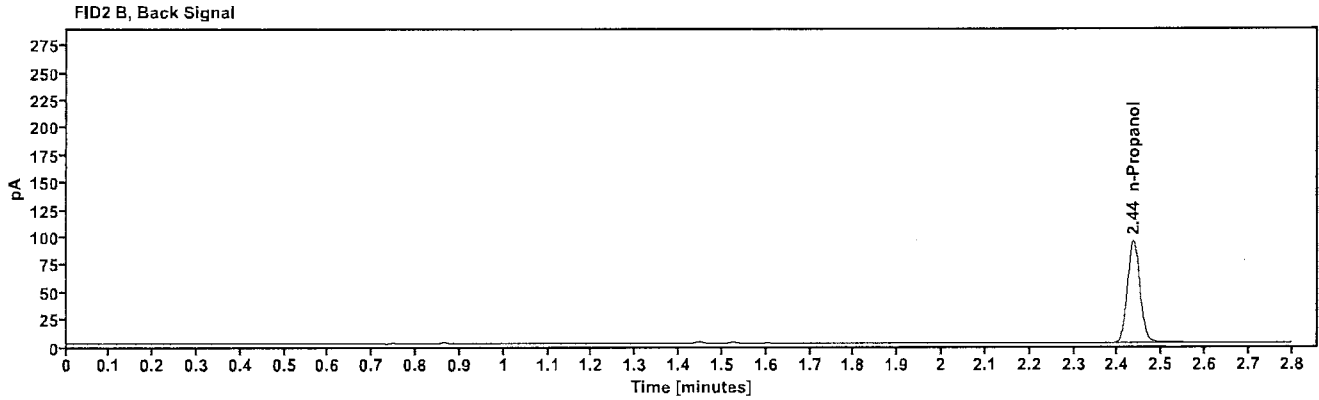
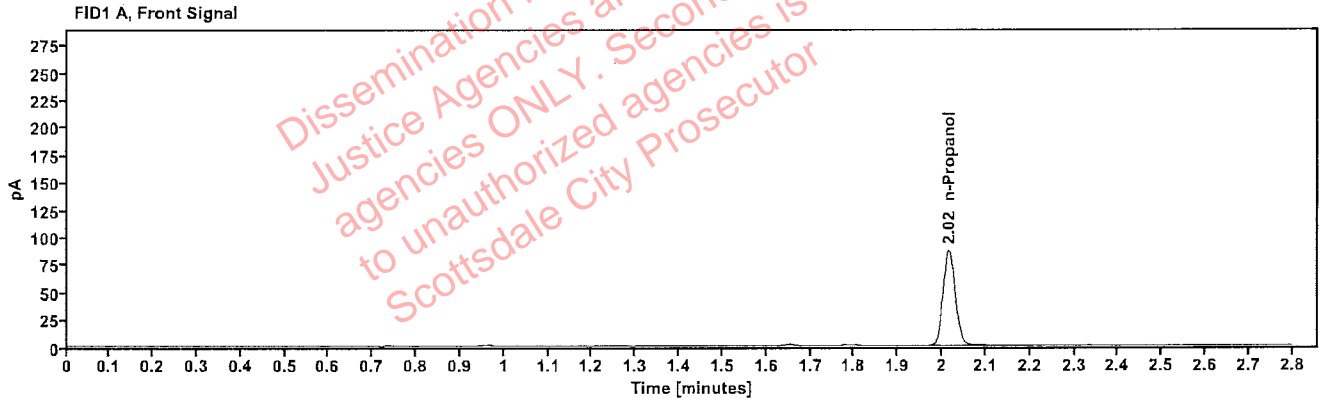


Table 1: FID 1 A (column DB-ALC1)

Compound	Amount (g/100mL)	Time (min)	Peak Area
n-Propanol	-----	2.016	172.713

Table 2: FID 2 B (column DB-ALC2)

Compound	Time (min)	Peak Area
n-Propanol	2.436	187.186

Scottsdale Police Department Crime Lab Volatiles Analysis

Sample:	2300315-2	Vial:	21
Description:	[REDACTED]	LIMS ID:	[REDACTED]
Method:	ethanol quant.M	Sequence:	19Jan23
Instrument:	US14173023 CN14160045	Injection date:	1/19/2023 4:39:26 PM
Data file:	C:\Chem32\1\Data\19Jan23\21.D	Analyst:	Abbott

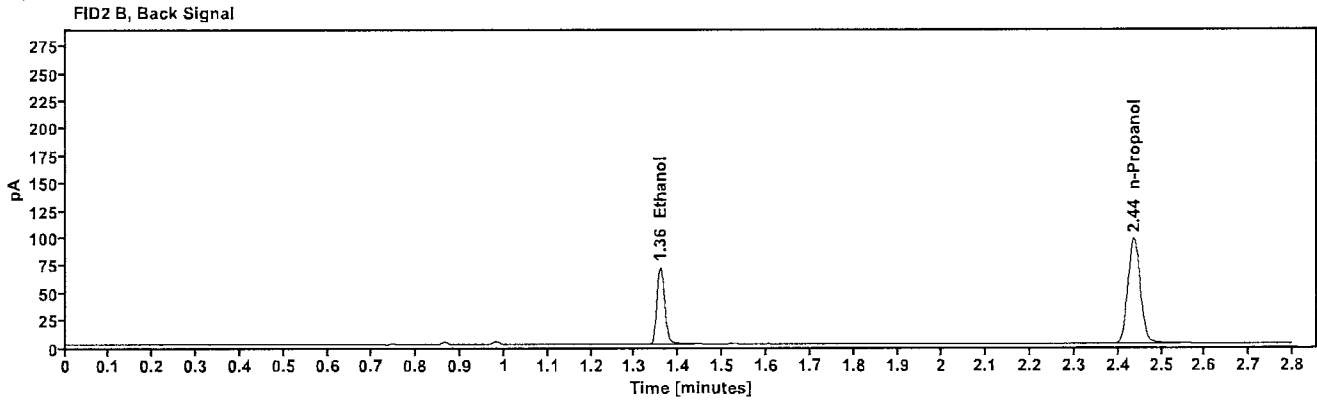
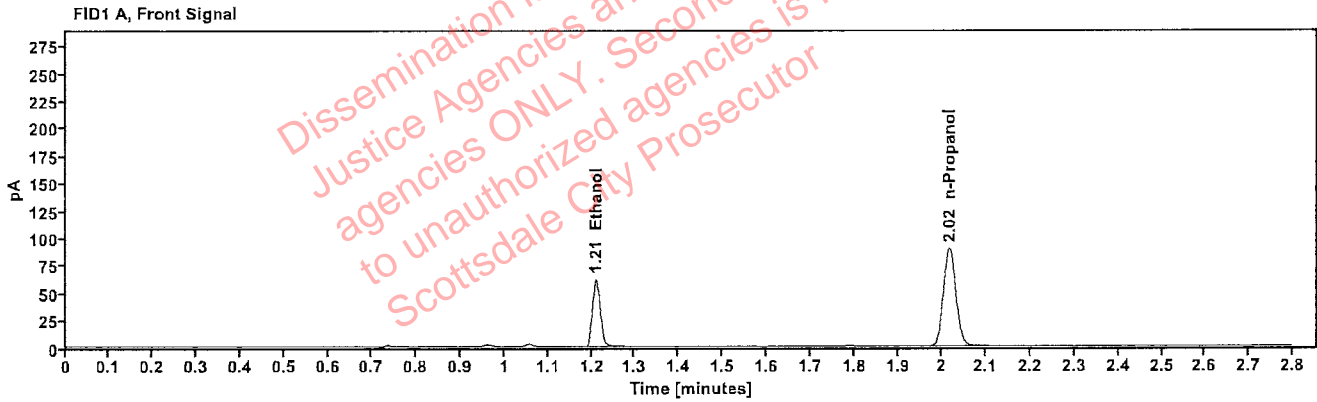


Table 1: FID 1 A (column DB-ALC1)

Compound	Amount (g/100mL)	Time (min)	Peak Area
>Ethanol	0.1198	1.211	78.850
n-Propanol	-----	2.016	177.722

Table 2: FID 2 B (column DB-ALC2)

Compound	Time (min)	Peak Area
Ethanol	1.358	85.759
n-Propanol	2.436	192.255

Scottsdale Police Department Crime Lab Volatiles Analysis

Sample:	2300315-2	Vial:	22
Description:		LIMS ID:	
Method:	ethanol quant.M	Sequence:	19Jan23
Instrument:	US14173023 CN14160045	Injection date:	1/19/2023 4:43:26 PM
Data file:	C:\Chem32\1\Data\19Jan23\22.D	Analyst:	Abbott

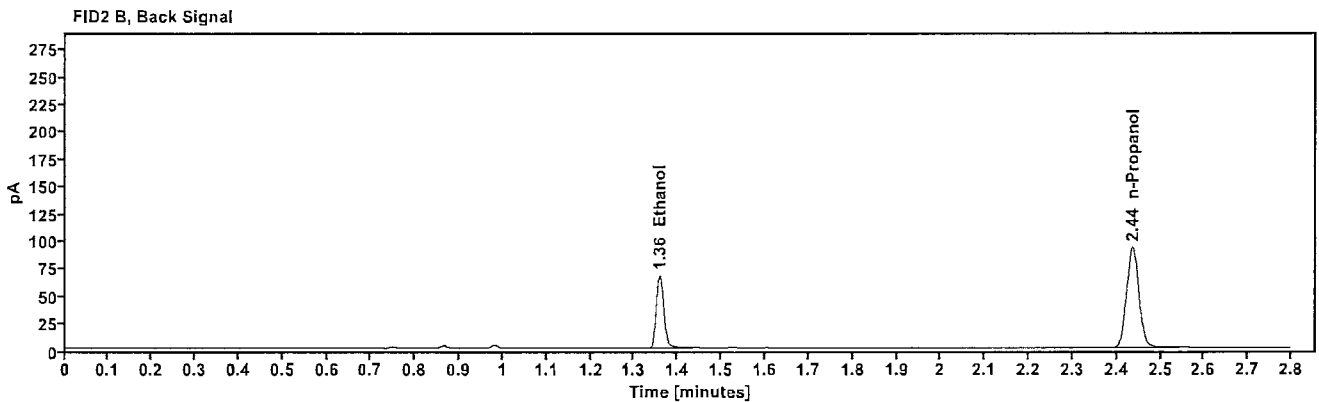
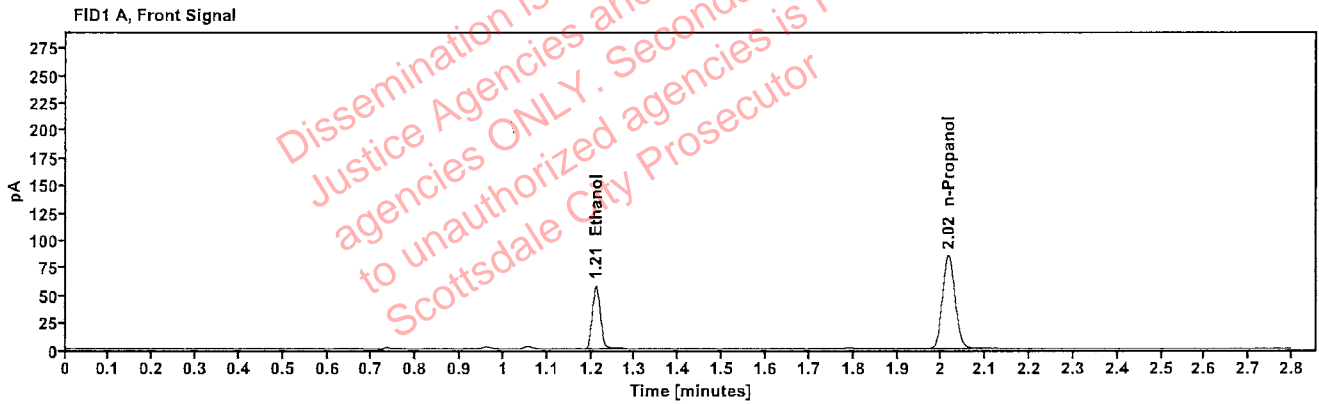


Table 1: FID 1 A (column DB-ALC1)

Compound	Amount (g/100mL)	Time (min)	Peak Area
>Ethanol	0.1184	1.210	74.027
n-Propanol	---	2.016	168.789

Table 2: FID 2 B (column DB-ALC2)

Compound	Time (min)	Peak Area
Ethanol	1.358	80.445
n-Propanol	2.436	182.287

Scottsdale Police Department Crime Lab Volatiles Analysis

Sample:	2300468-2	Vial:	23
Description:	[REDACTED]	LIMS ID:	[REDACTED]
Method:	ethanol quant.M	Sequence:	19Jan23
Instrument:	US14173023 CN14160045	Injection date:	1/19/2023 4:47:26 PM
Data file:	C:\Chem32\1\Data\19Jan23\23.D	Analyst:	Abbott

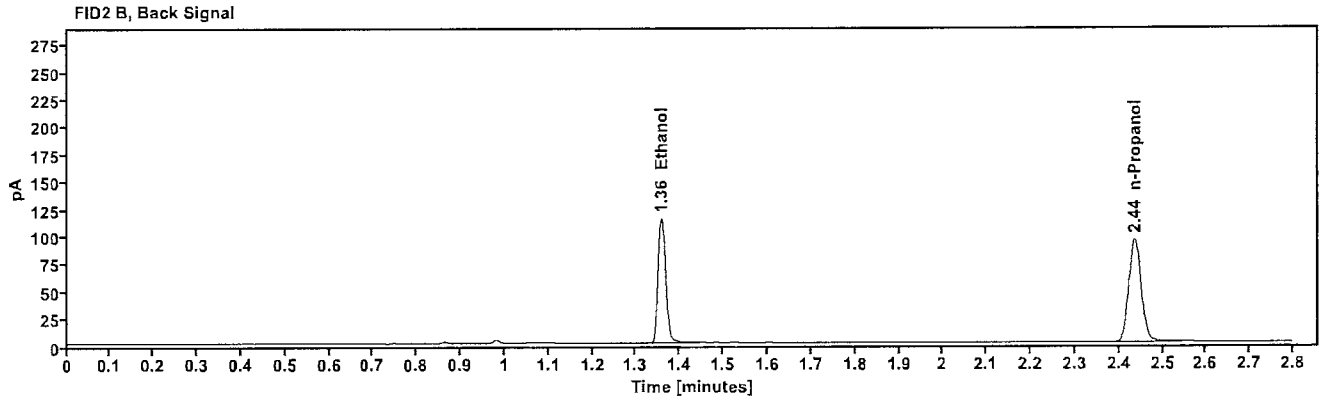
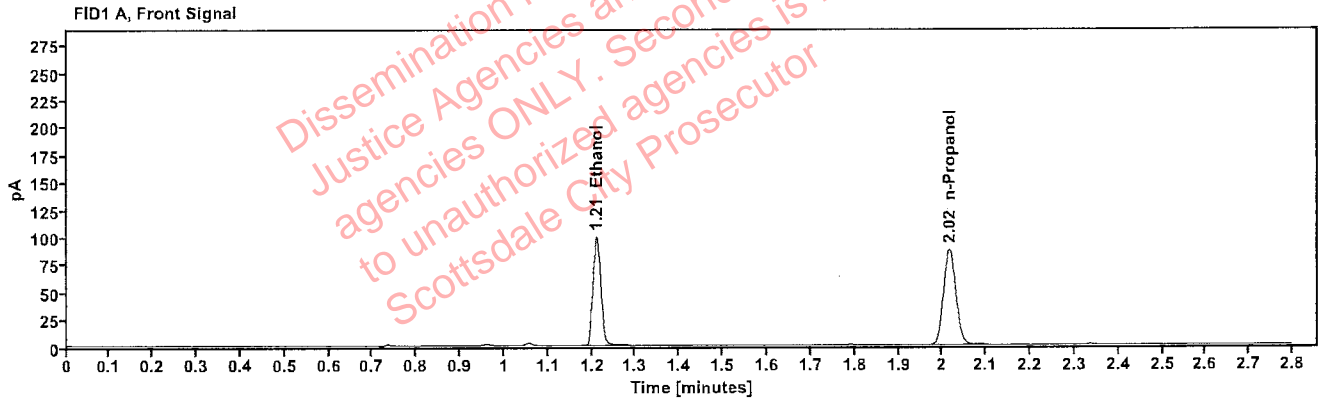


Table 1: FID 1 A (column DB-ALC1)

Compound	Amount (g/100mL)	Time (min)	Peak Area
>Ethanol	0.1972	1.210	127.193
n-Propanol	-----	2.016	173.470

Table 2: FID 2 B (column DB-ALC2)

Compound	Time (min)	Peak Area
Ethanol	1.358	138.665
n-Propanol	2.436	187.590

Scottsdale Police Department Crime Lab Volatiles Analysis

Sample:	2300468-2	Vial:	24
Description:		LIMS ID:	
Method:	ethanol quant.M	Sequence:	19Jan23
Instrument:	US14173023 CN14160045	Injection date:	1/19/2023 4:51:26 PM
Data file:	C:\Chem32\1\Data\19Jan23\24.D	Analyst:	Abbott

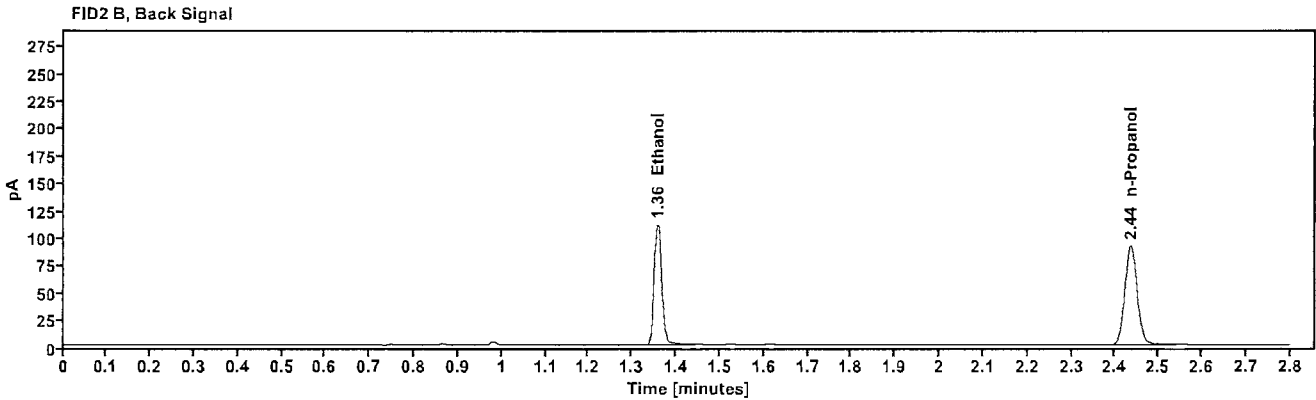
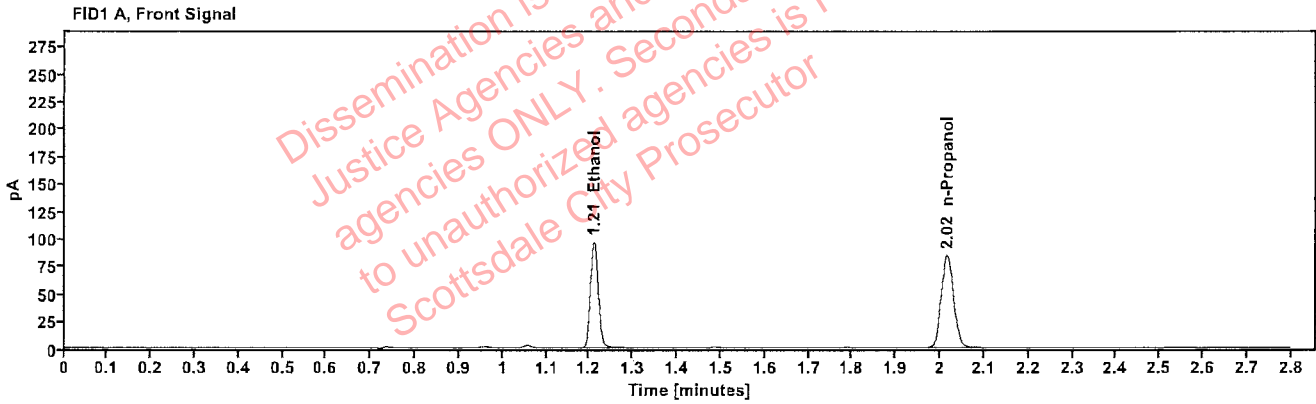


Table 1: FID 1 A (column DB-ALC1)

Compound	Amount (g/100mL)	Time (min)	Peak Area
>Ethanol	0.1975	1.210	123.142
n-Propanol	---	2.016	167.668

Table 2: FID 2 B (column DB-ALC2)

Compound	Time (min)	Peak Area
Ethanol	1.357	134.327
n-Propanol	2.435	181.174

Scottsdale Police Department Crime Lab Volatiles Analysis

Sample:	2300470-4	Vial:	25
Description:	[REDACTED]	LIMS ID:	[REDACTED]
Method:	ethanol quant.M	Sequence:	19Jan23
Instrument:	US14173023 CN14160045	Injection date:	1/19/2023 4:55:41 PM
Data file:	C:\Chem32\1\Data\19Jan23\25.D	Analyst:	Abbott

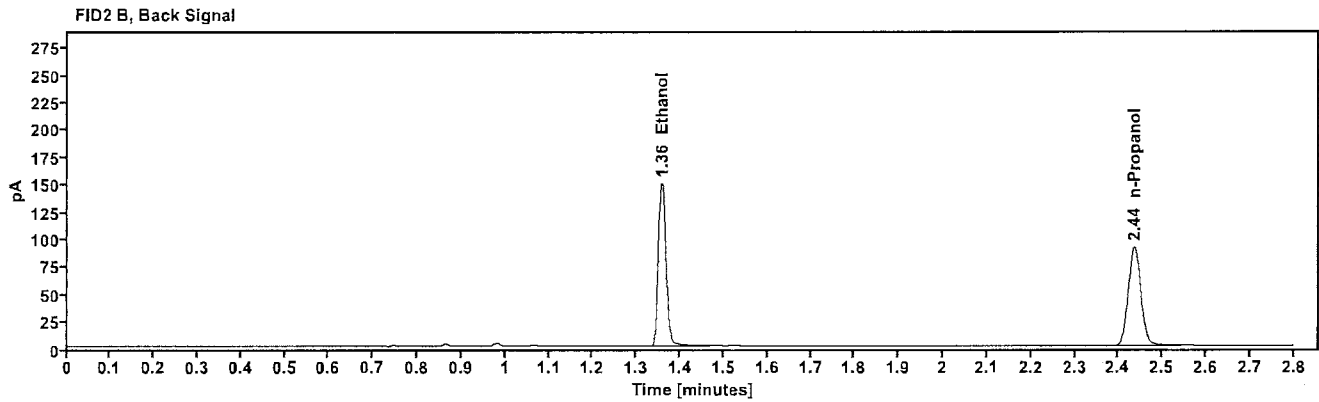
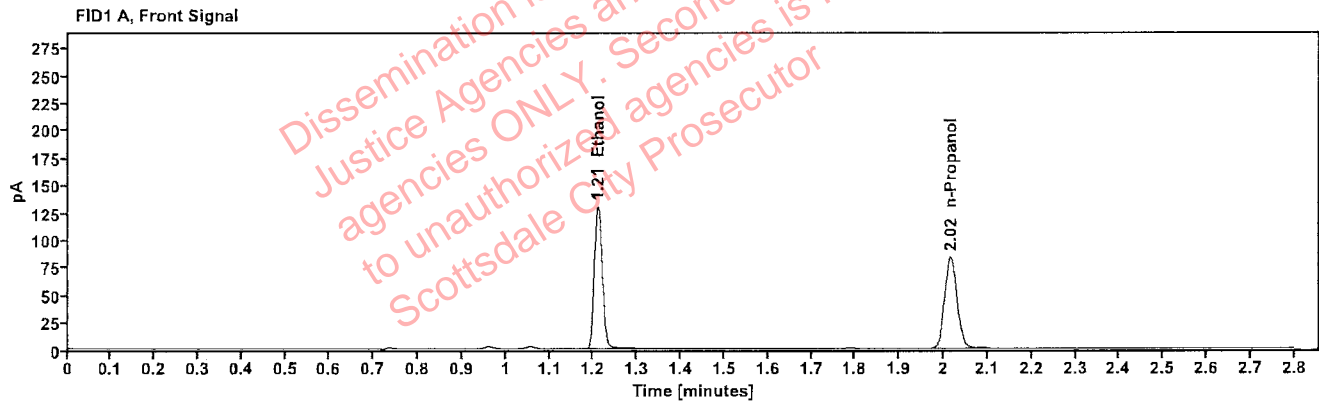


Table 1: FID 1 A (column DB-ALC1)

Compound	Amount (g/100mL)	Time (min)	Peak Area
>Ethanol	0.2673	1.210	165.876
n-Propanol	-----	2.016	166.606

Table 2: FID 2 B (column DB-ALC2)

Compound	Time (min)	Peak Area
Ethanol	1.357	181.418
n-Propanol	2.436	179.934

Scottsdale Police Department Crime Lab Volatiles Analysis

Sample:	2300470-4	Vial:	26
Description:		LIMS ID:	
Method:	ethanol quant.M	Sequence:	19Jan23
Instrument:	US14173023 CN14160045	Injection date:	1/19/2023 4:59:41 PM
Data file:	C:\Chem32\1\Data\19Jan23\26.D	Analyst:	Abbott

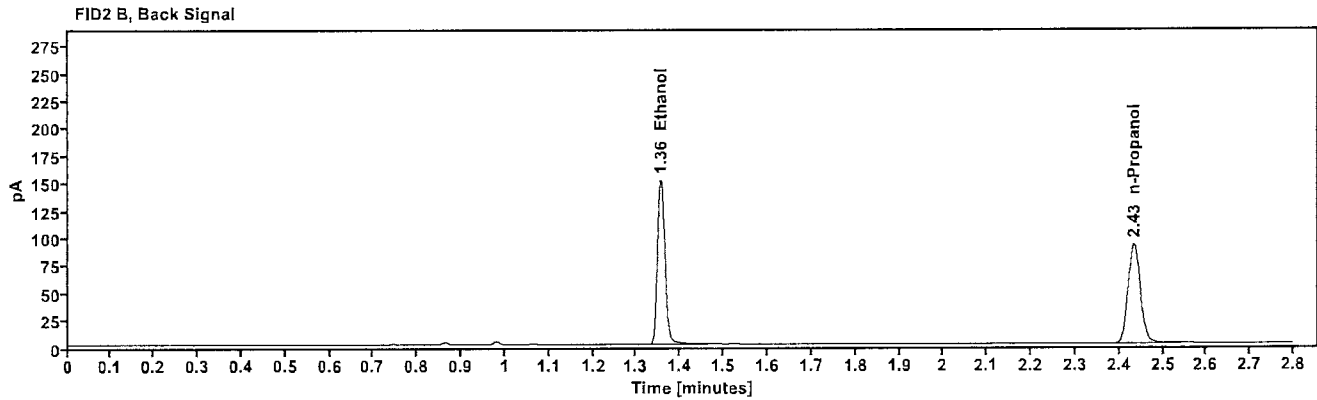
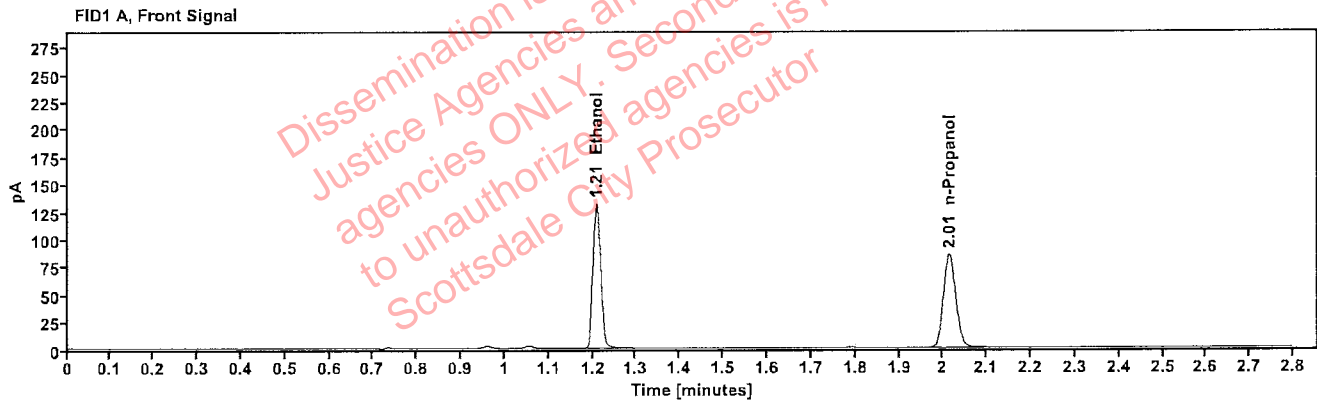


Table 1: FID 1 A (column DB-ALC1)

Compound	Amount (g/100mL)	Time (min)	Peak Area
>Ethanol	0.2652	1.209	166.592
n-Propanol	-----	2.015	168.663

Table 2: FID 2 B (column DB-ALC2)

Compound	Time (min)	Peak Area
Ethanol	1.356	182.512
n-Propanol	2.434	182.412

Scottsdale Police Department Crime Lab Volatiles Analysis

Sample:	2300435-2	Vial:	27
Description:		LIMS ID:	
Method:	ethanol quant.M	Sequence:	19Jan23
Instrument:	US14173023 CN14160045	Injection date:	1/19/2023 5:03:41 PM
Data file:	C:\Chem32\1\Data\19Jan23\27.D	Analyst:	Abbott

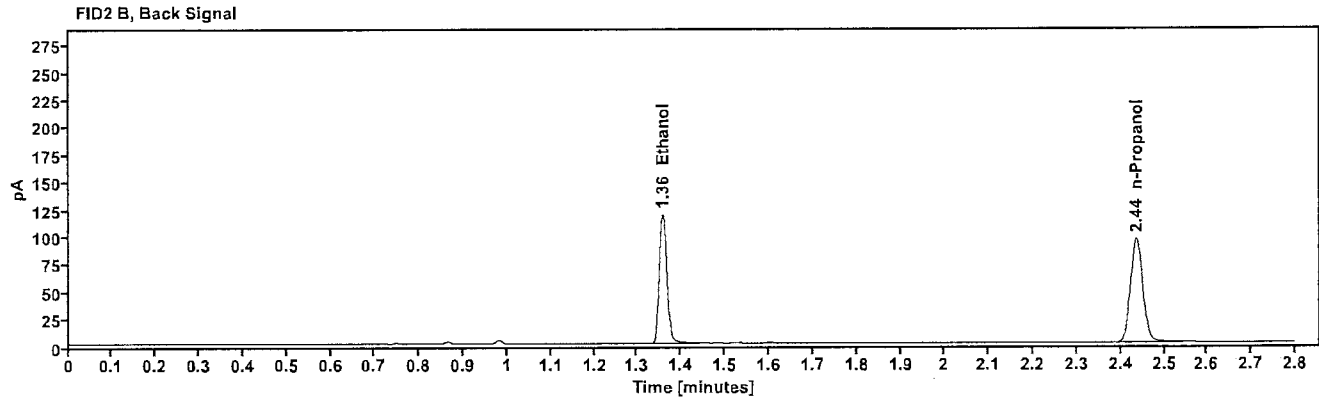
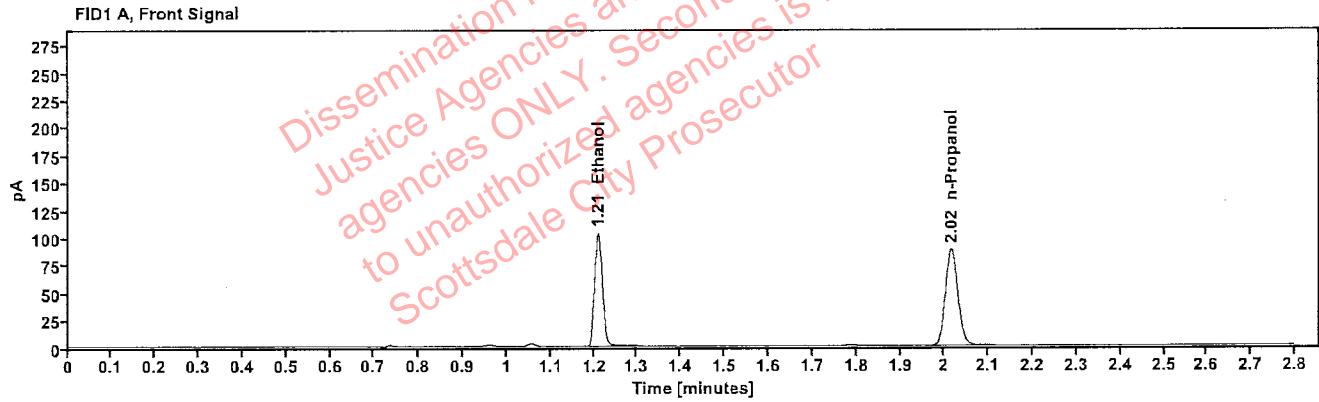


Table 1: FID 1 A (column DB-ALC1)

Compound	Amount (g/100mL)	Time (min)	Peak Area
>Ethanol	0.2026	1.210	131.825
n-Propanol	-----	2.016	174.909

Table 2: FID 2 B (column DB-ALC2)

Compound	Time (min)	Peak Area
Ethanol	1.358	143.788
n-Propanol	2.436	189.000

Scottsdale Police Department Crime Lab Volatiles Analysis

Sample:	2300435-2	Vial:	28
Description:		LIMS ID:	
Method:	ethanol quant.M	Sequence:	19Jan23
Instrument:	US14173023 CN14160045	Injection date:	1/19/2023 5:07:41 PM
Data file:	C:\Chem32\1\Data\19Jan23\28.D	Analyst:	Abbott

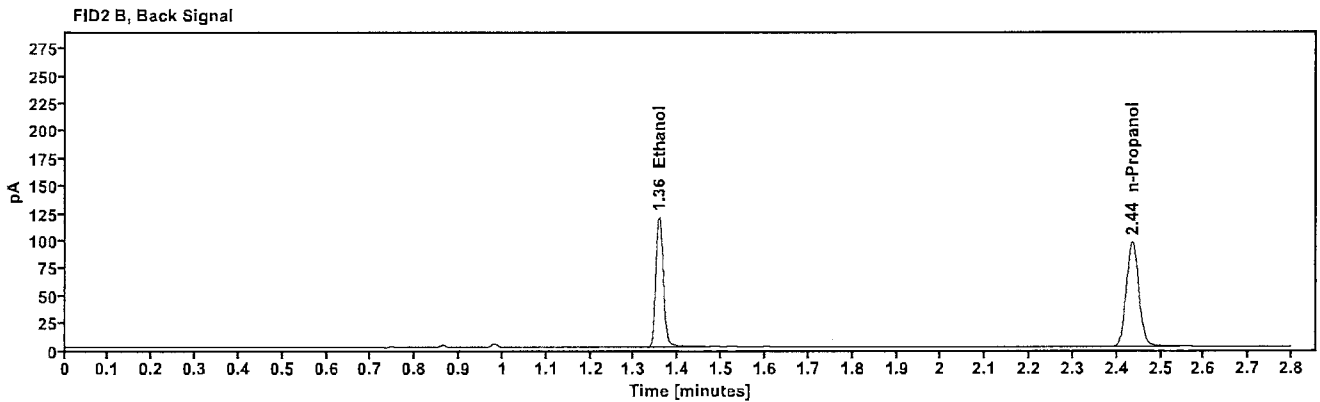
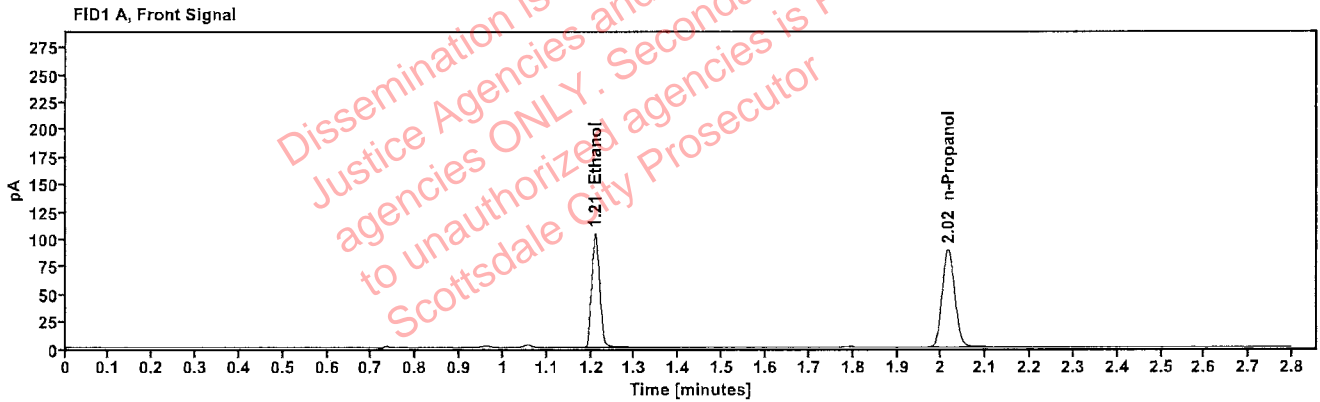


Table 1: FID 1 A (column DB-ALC1)

Compound	Amount (g/100mL)	Time (min)	Peak Area
>Ethanol	0.2011	1.209	132.562
n-Propanol	-----	2.015	177.198

Table 2: FID 2 B (column DB-ALC2)

Compound	Time (min)	Peak Area
Ethanol	1.357	145.014
n-Propanol	2.435	191.655

Scottsdale Police Department Crime Lab Volatiles Analysis

Sample:	2300523-2	Vial:	29
Description:	[REDACTED]	LIMS ID:	[REDACTED]
Method:	ethanol quant.M	Sequence:	19Jan23
Instrument:	US14173023 CN14160045	Injection date:	1/19/2023 5:11:41 PM
Data file:	C:\Chem32\1\Data\19Jan23\29.D	Analyst:	Abbott

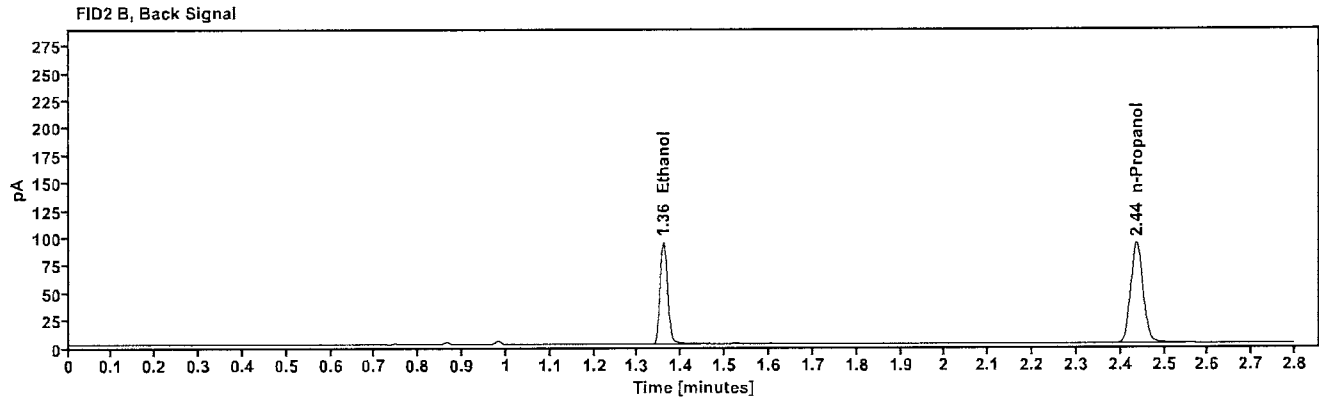
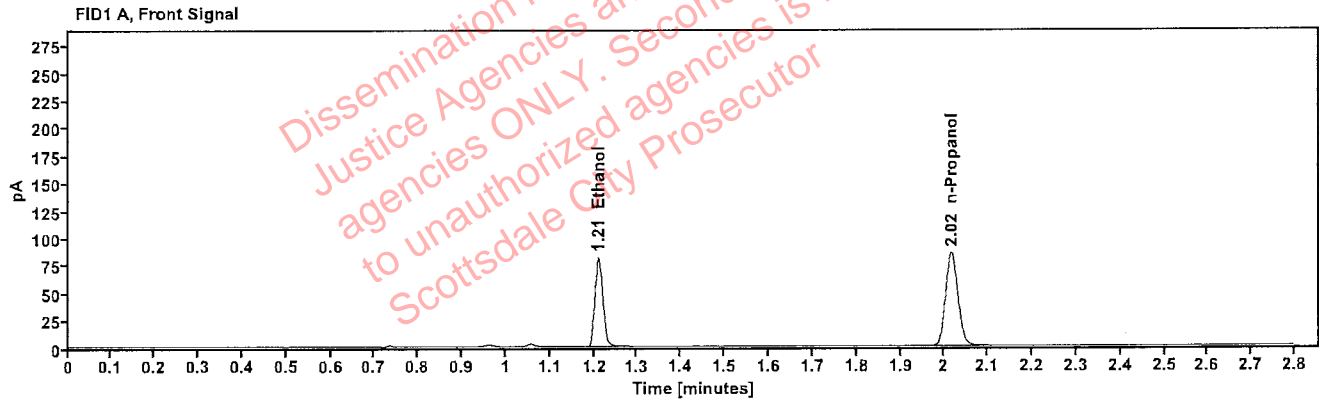


Table 1: FID 1 A (column DB-ALC1)

Compound	Amount (g/100mL)	Time (min)	Peak Area
>Ethanol	0.1651	1.211	103.825
n-Propanol	-----	2.016	169.285

Table 2: FID 2 B (column DB-ALC2)

Compound	Time (min)	Peak Area
Ethanol	1.359	113.152
n-Propanol	2.437	183.181

Scottsdale Police Department Crime Lab Volatiles Analysis

Sample:	2300523-2	Vial:	30
Description:		LIMS ID:	
Method:	ethanol quant.M	Sequence:	19Jan23
Instrument:	US14173023 CN14160045	Injection date:	1/19/2023 5:15:42 PM
Data file:	C:\Chem32\1\Data\19Jan23\30.D	Analyst:	Abbott

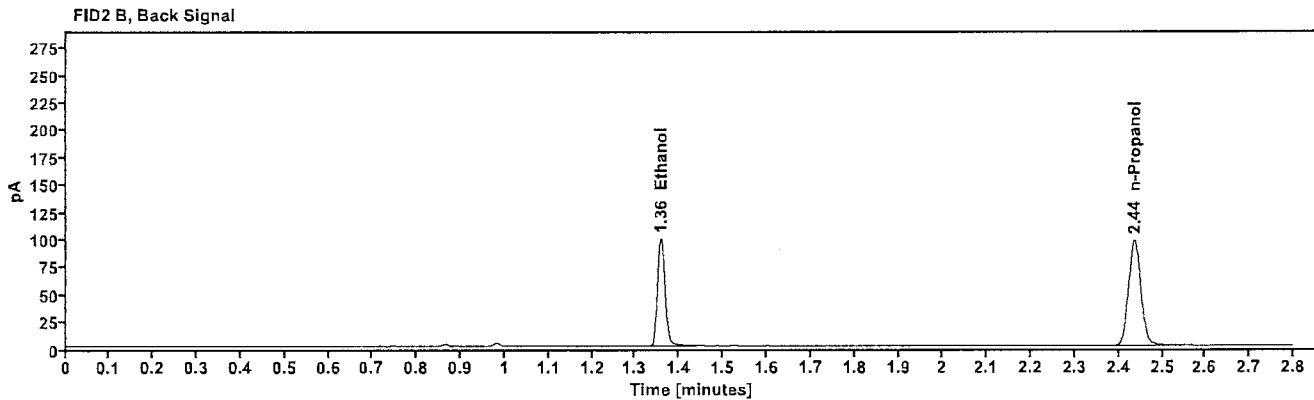
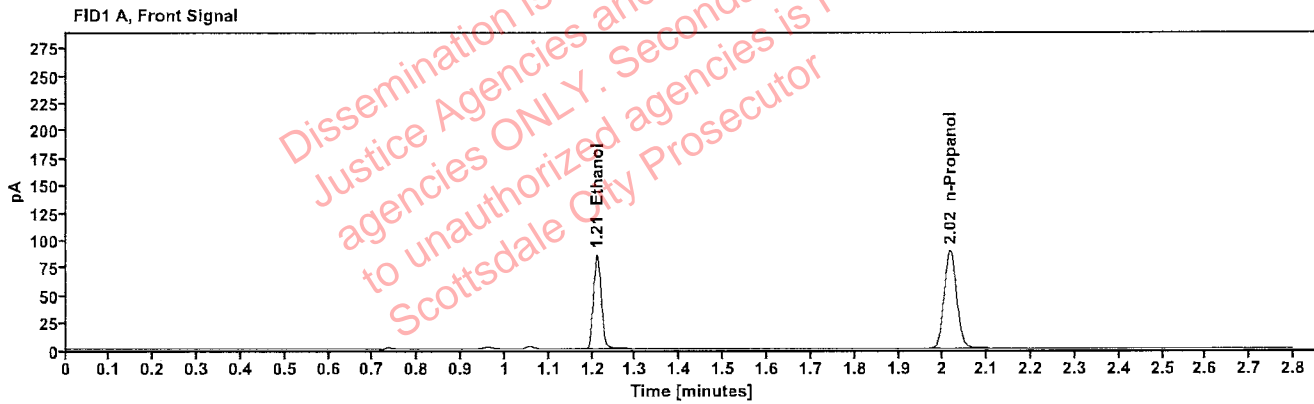


Table 1: FID 1 A (column DB-ALC1)

Compound	Amount (g/100mL)	Time (min)	Peak Area
>Ethanol	0.1663	1.210	109.630
n-Propanol	-----	2.016	177.496

Table 2: FID 2 B (column DB-ALC2)

Compound	Time (min)	Peak Area
Ethanol	1.358	119.676
n-Propanol	2.436	192.142

Scottsdale Police Department Crime Lab Volatiles Analysis

Sample:	2300476-3	Vial:	32
Description:	[REDACTED]	LIMS ID:	[REDACTED]
Method:	ethanol quant.M	Sequence:	19Jan23
Instrument:	US14173023 CN14160045	Injection date:	1/19/2023 5:23:56 PM
Data file:	C:\Chem32\1\Data\19Jan23\32.D	Analyst:	Abbott

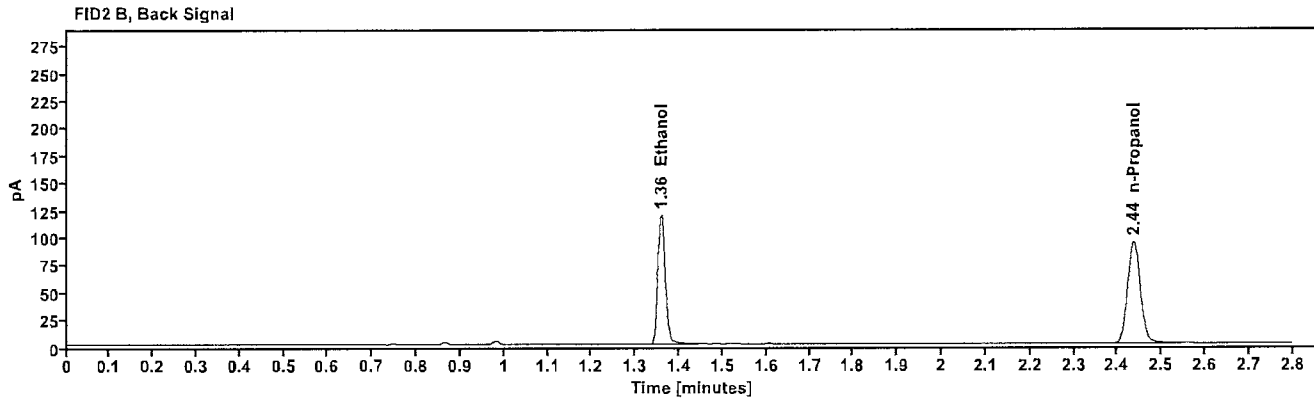
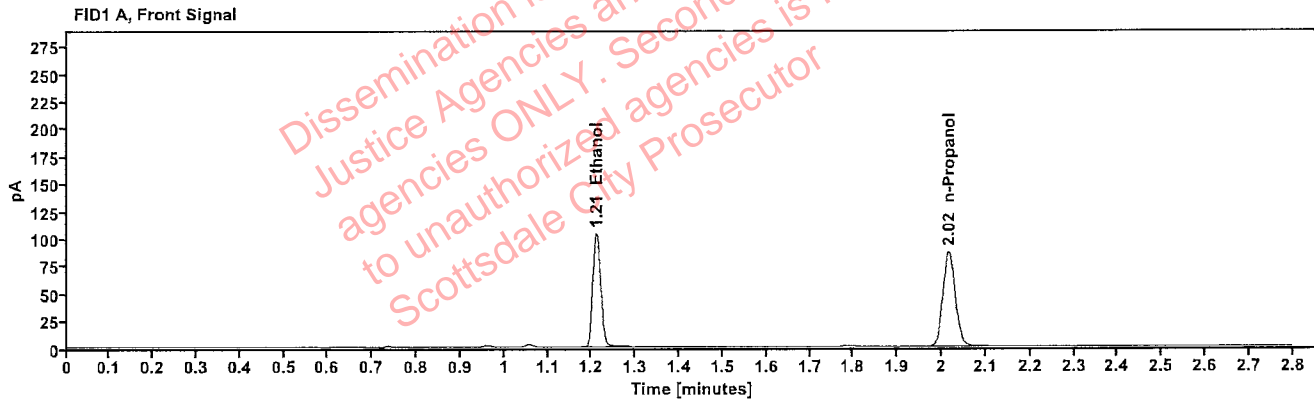


Table 1: FID 1 A (column DB-ALC1)

Compound	Amount (g/100mL)	Time (min)	Peak Area
>Ethanol	0.2065	1.210	132.323
n-Propanol	-----	2.016	172.236

Table 2: FID 2 B (column DB-ALC2)

Compound	Time (min)	Peak Area
Ethanol	1.358	144.214
n-Propanol	2.436	186.027

Scottsdale Police Department Crime Lab Volatiles Analysis

Sample:	2300476-3	Vial:	33
Description:	[REDACTED]	LIMS ID:	[REDACTED]
Method:	ethanol quant.M	Sequence:	19Jan23
Instrument:	US14173023 CN14160045	Injection date:	1/19/2023 5:27:57 PM
Data file:	C:\Chem32\1\Data\19Jan23\33.D	Analyst:	Abbott

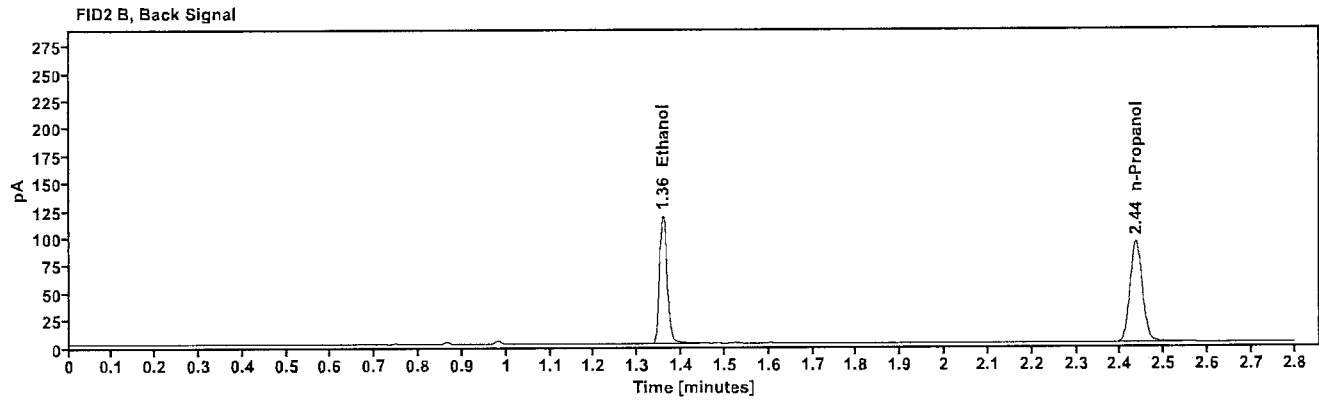
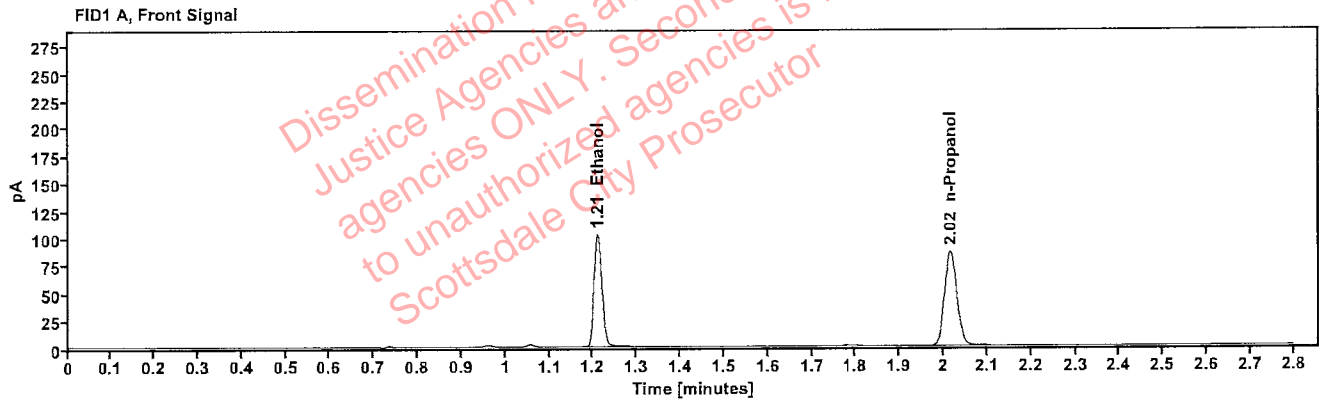


Table 1: FID 1 A (column DB-ALC1)

Compound	Amount (g/100mL)	Time (min)	Peak Area
>Ethanol	0.2051	1.210	130.611
n-Propanol	-----	2.016	171.185

Table 2: FID 2 B (column DB-ALC2)

Compound	Time (min)	Peak Area
Ethanol	1.358	142.478
n-Propanol	2.436	184.940

Scottsdale Police Department Crime Lab Volatiles Analysis

Sample:	327-01B.J.	Vial:	34
Description:	[REDACTED]	LIMS ID:	[REDACTED]
Method:	ethanol quant.M	Sequence:	19Jan23
Instrument:	US14173023 CN14160045	Injection date:	1/19/2023 5:31:56 PM
Data file:	C:\Chem32\1\Data\19Jan23\34.D	Analyst:	Abbott

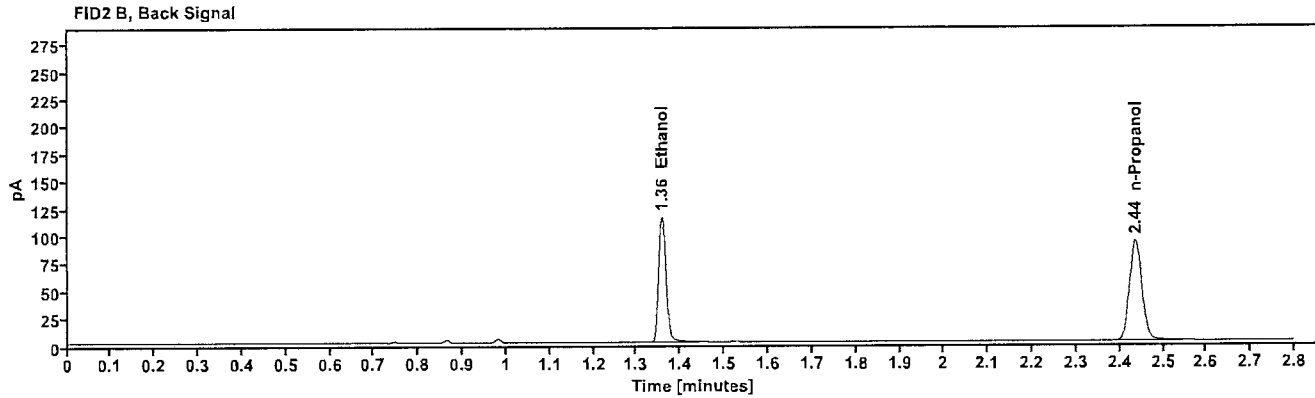
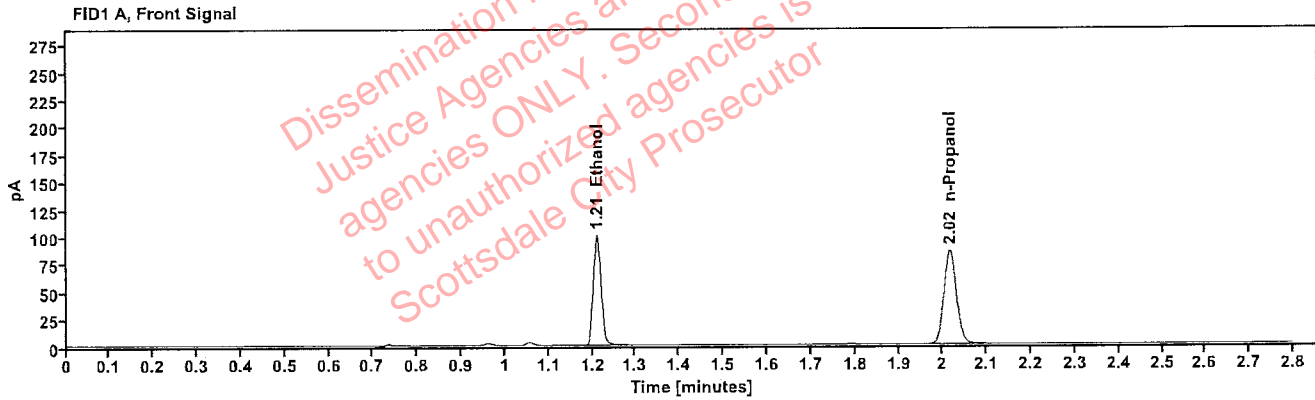


Table 1: FID 1 A (column DB-ALC1)

Compound	Amount (g/100mL)	Time (min)	Peak Area
>Ethanol	0.2027	1.210	127.891
n-Propanol	-----	2.016	169.654

Table 2: FID 2 B (column DB-ALC2)

Compound	Time (min)	Peak Area
Ethanol	1.358	139.387
n-Propanol	2.436	183.141

Scottsdale Police Department Crime Lab Volatiles Analysis

Sample:	327-01B.J.	Vial:	35
Description:	[REDACTED]	LIMS ID:	[REDACTED]
Method:	ethanol quant.M	Sequence:	19Jan23
Instrument:	US14173023 CN14160045	Injection date:	1/19/2023 5:35:57 PM
Data file:	C:\Chem32\1\Data\19Jan23\35.D	Analyst:	Abbott

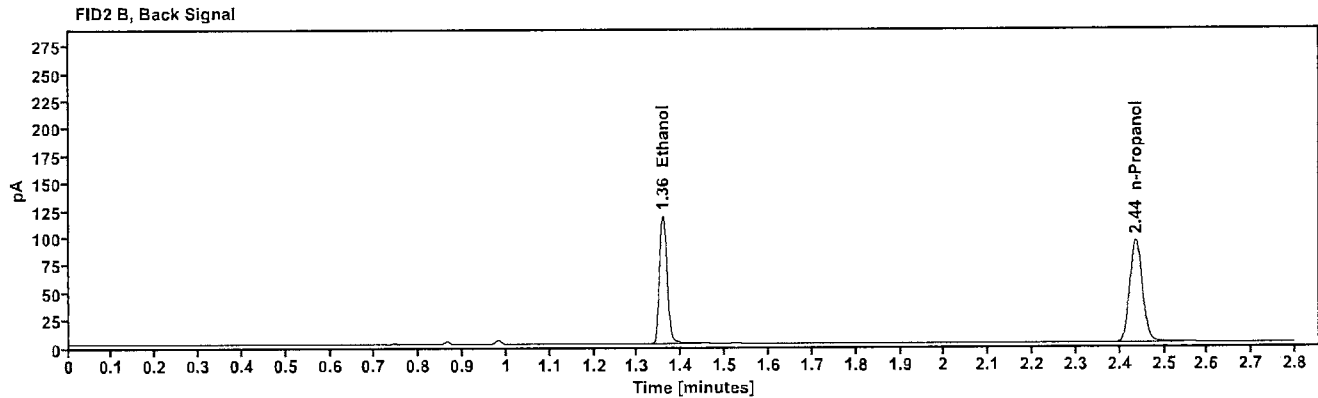
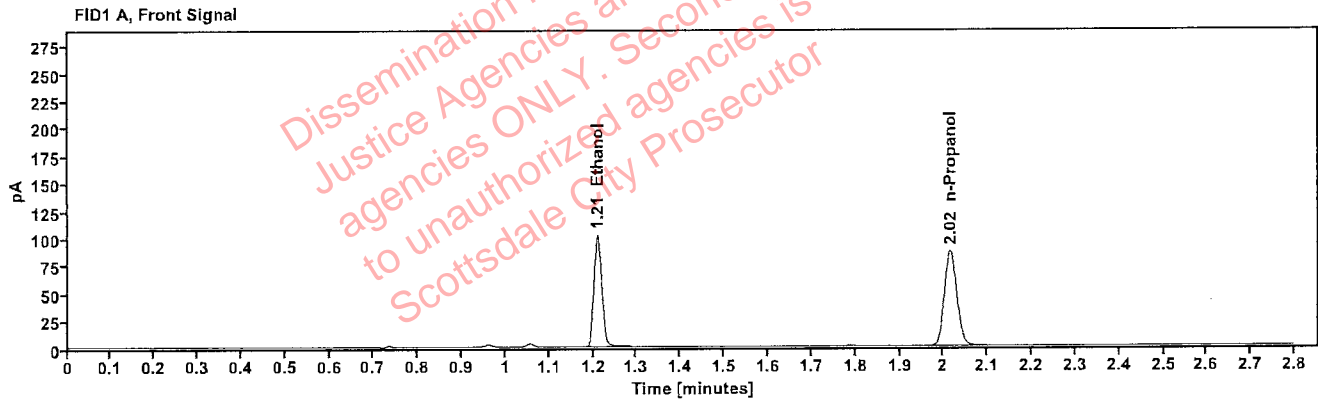


Table 1: FID 1 A (column DB-ALC1)

Compound	Amount (g/100mL)	Time (min)	Peak Area
>Ethanol	0.2033	1.210	130.330
n-Propanol	-----	2.016	172.355

Table 2: FID 2 B (column DB-ALC2)

Compound	Time (min)	Peak Area
Ethanol	1.358	142.295
n-Propanol	2.436	186.158

Scottsdale Police Department Crime Lab Volatiles Analysis

Sample:	390-01N.K.	Vial:	36
Description:	[REDACTED]	LIMS ID:	[REDACTED]
Method:	ethanol quant.M	Sequence:	19Jan23
Instrument:	US14173023 CN14160045	Injection date:	1/19/2023 5:39:56 PM
Data file:	C:\Chem32\1\Data\19Jan23\36.D	Analyst:	Abbott

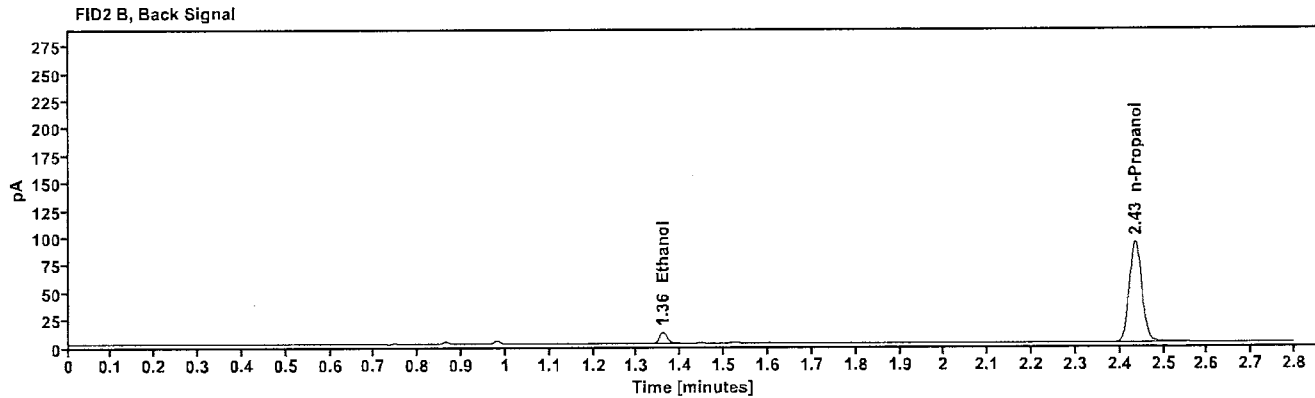
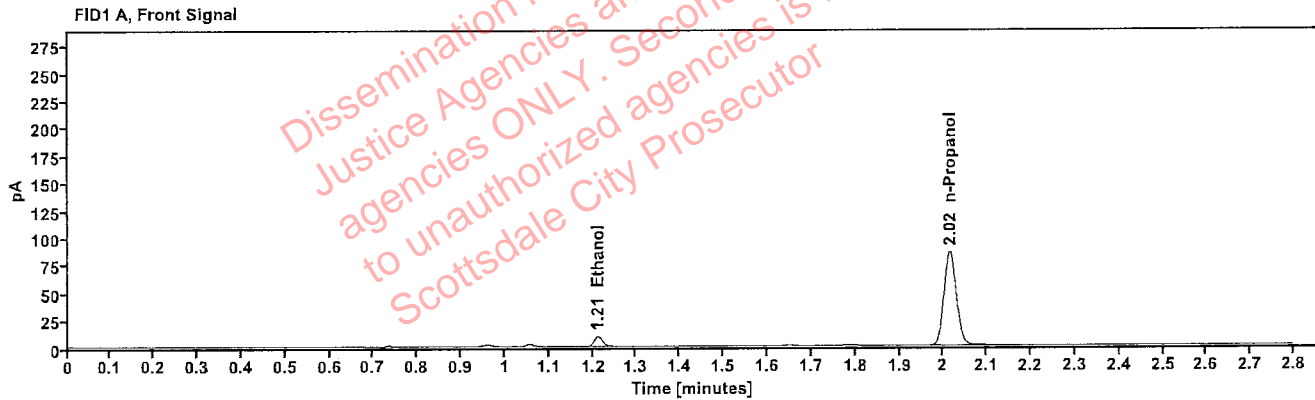


Table 1: FID 1 A (column DB-ALC1)

Compound	Amount (g/100mL)	Time (min)	Peak Area
>Ethanol	0.0199	1.212	11.912
n-Propanol	-----	2.015	170.209

Table 2: FID 2 B (column DB-ALC2)

Compound	Time (min)	Peak Area
Ethanol	1.359	13.194
n-Propanol	2.435	184.554

Scottsdale Police Department Crime Lab Volatiles Analysis

Sample:	390-01N.K.	Vial:	37
Description:	[REDACTED]	LIMS ID:	[REDACTED]
Method:	ethanol quant.M	Sequence:	19Jan23
Instrument:	US14173023 CN14160045	Injection date:	1/19/2023 5:44:12 PM
Data file:	C:\Chem32\1\Data\19Jan23\37.D	Analyst:	Abbott

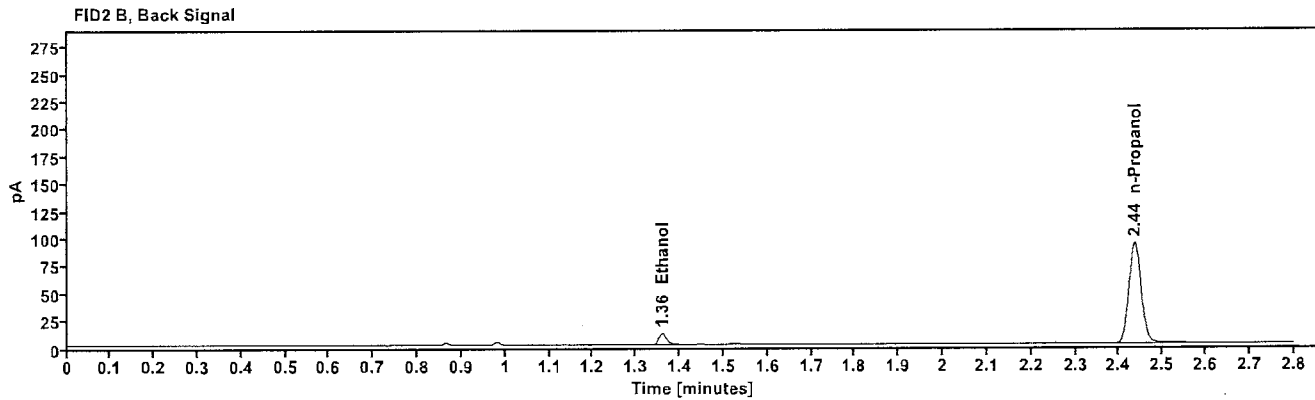
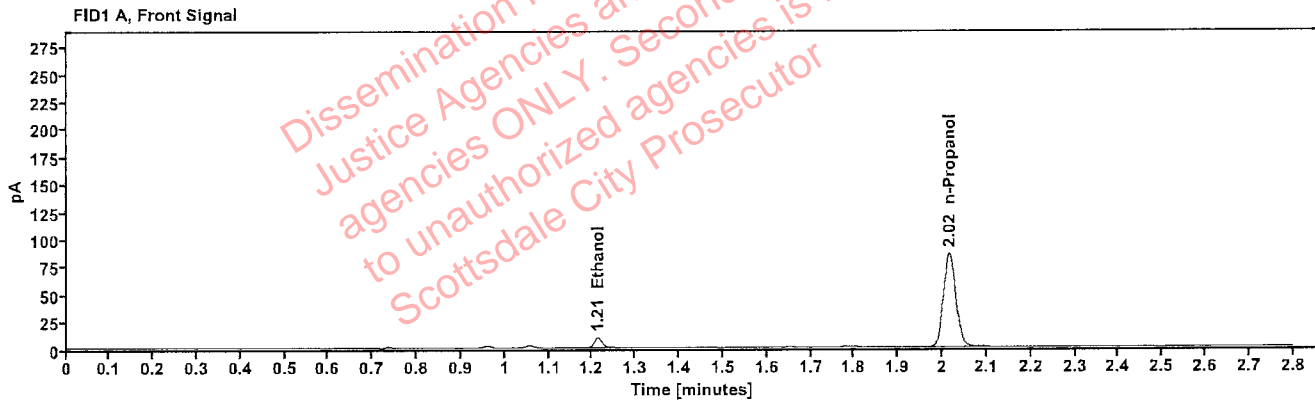


Table 1: FID 1 A (column DB-ALC1)

Compound	Amount (g/100mL)	Time (min)	Peak Area
>Ethanol	0.0200	1.212	11.931
n-Propanol	-----	2.016	169.766

Table 2: FID 2 B (column DB-ALC2)

Compound	Time (min)	Peak Area
Ethanol	1.360	13.149
n-Propanol	2.436	183.902

Scottsdale Police Department Crime Lab Volatiles Analysis

Sample:	327-01B.K.	Vial:	38
Description:	[REDACTED]	LIMS ID:	[REDACTED]
Method:	ethanol quant.M	Sequence:	19Jan23
Instrument:	US14173023 CN14160045	Injection date:	1/19/2023 5:48:11 PM
Data file:	C:\Chem32\1\Data\19Jan23\38.D	Analyst:	Abbott

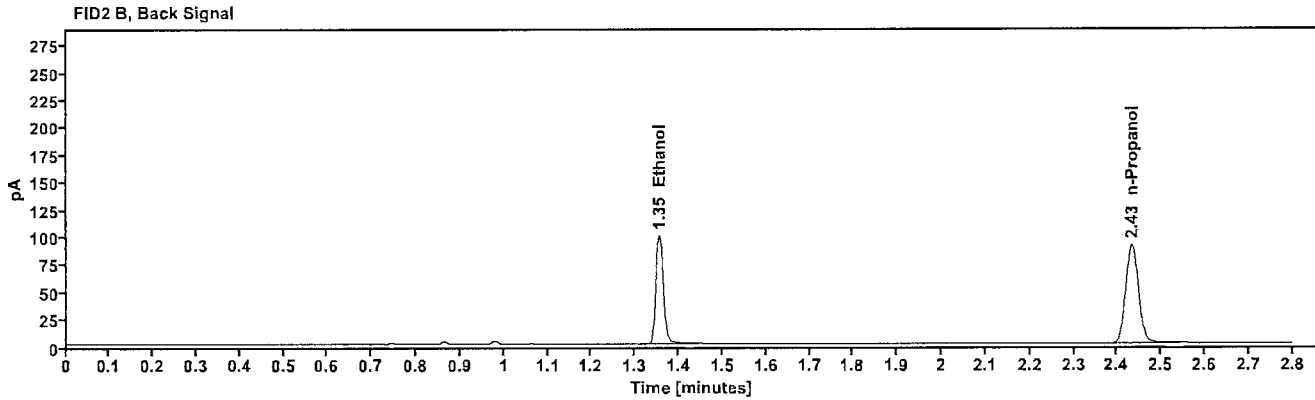
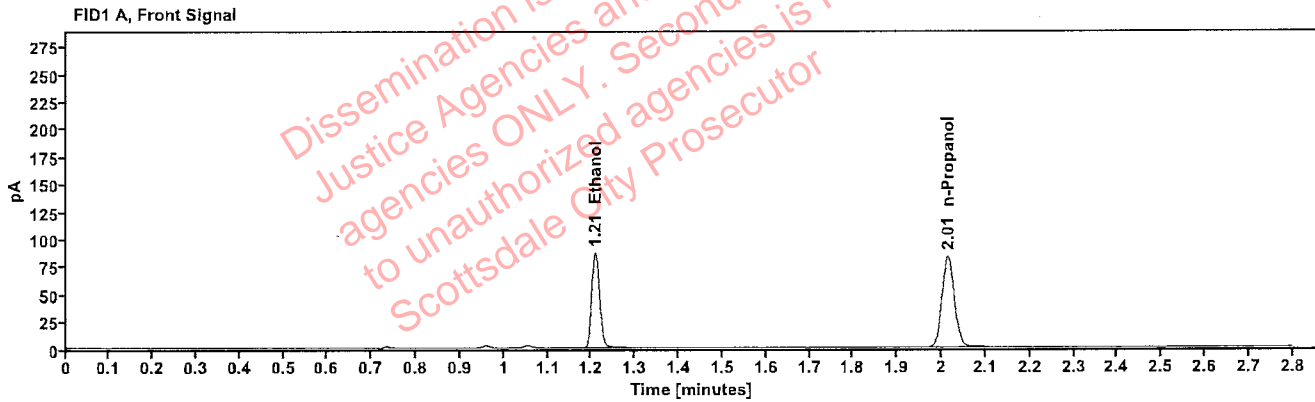


Table 1: FID 1 A (column DB-ALC1)

Compound	Amount (g/100mL)	Time (min)	Peak Area
>Ethanol	0.1781	1.208	109.827
n-Propanol	-----	2.014	165.955

Table 2: FID 2 B (column DB-ALC2)

Compound	Time (min)	Peak Area
Ethanol	1.355	119.712
n-Propanol	2.433	179.422

Scottsdale Police Department Crime Lab Volatiles Analysis

Sample:	327-01B.K.	Vial:	39
Description:	[REDACTED]	LIMS ID:	[REDACTED]
Method:	ethanol quant.M	Sequence:	19Jan23
Instrument:	US14173023 CN14160045	Injection date:	1/19/2023 5:52:11 PM
Data file:	C:\Chem32\1\Data\19Jan23\39.D	Analyst:	Abbott

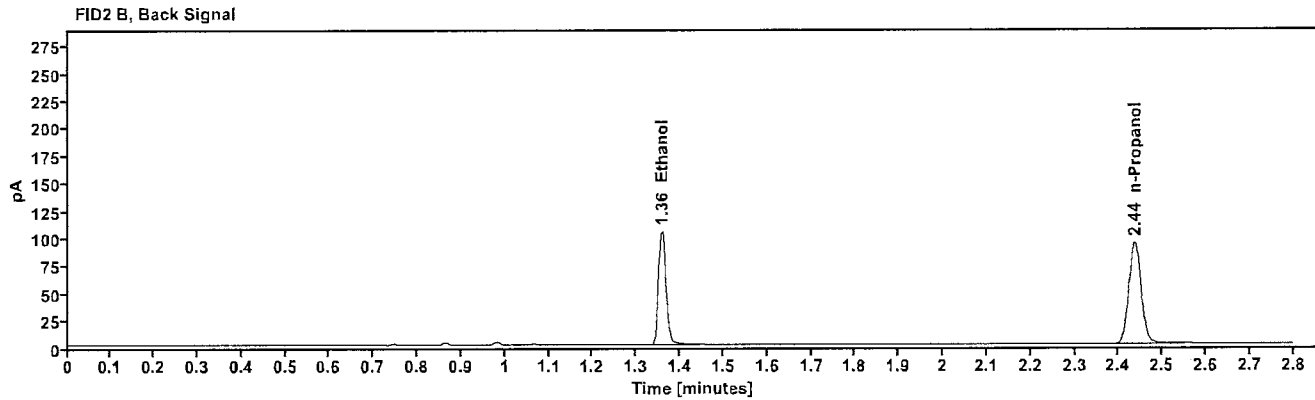
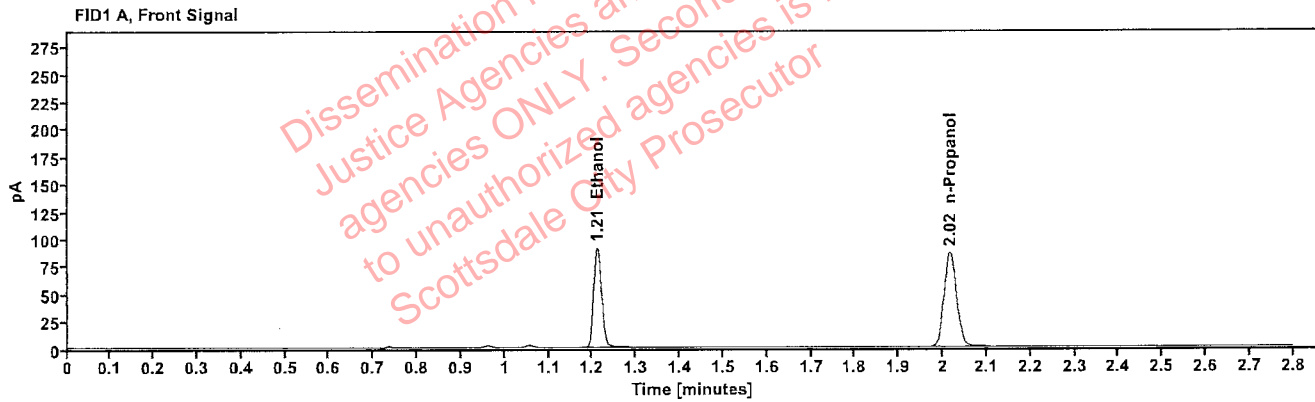


Table 1: FID 1 A (column DB-ALC1)

Compound	Amount (g/100mL)	Time (min)	Peak Area
>Ethanol	0.1817	1.210	115.976
n-Propanol	-----	2.016	171.682

Table 2: FID 2 B (column DB-ALC2)

Compound	Time (min)	Peak Area
Ethanol	1.358	126.568
n-Propanol	2.436	185.599

Scottsdale Police Department Crime Lab Volatiles Analysis

Sample:	327-01D.J.	Vial:	40
Description:	[REDACTED]	LIMS ID:	[REDACTED]
Method:	ethanol quant.M	Sequence:	19Jan23
Instrument:	US14173023 CN14160045	Injection date:	1/19/2023 5:56:12 PM
Data file:	C:\Chem32\1\Data\19Jan23\40.D	Analyst:	Abbott

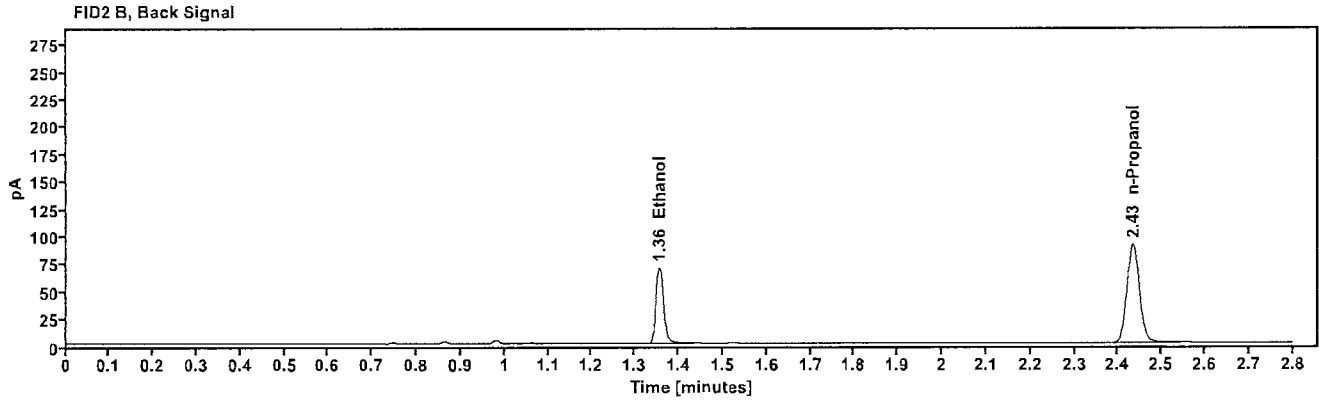
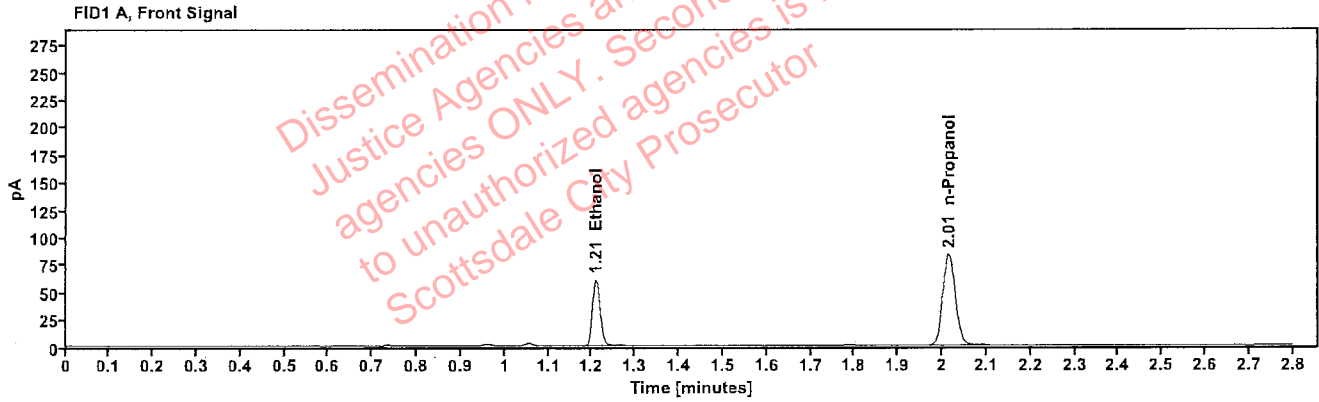


Table 1: FID 1 A (column DB-ALC1)

Compound	Amount (g/100mL)	Time (min)	Peak Area
>Ethanol	0.1249	1.209	76.992
n-Propanol	---	2.014	166.395

Table 2: FID 2 B (column DB-ALC2)

Compound	Time (min)	Peak Area
Ethanol	1.356	83.451
n-Propanol	2.434	179.844

Scottsdale Police Department Crime Lab Volatiles Analysis

Sample:	327-01D.J.	Vial:	41
Description:		LIMS ID:	
Method:	ethanol quant.M	Sequence:	19Jan23
Instrument:	US14173023 CN14160045	Injection date:	1/19/2023 6:00:12 PM
Data file:	C:\Chem32\1\Data\19Jan23\41.D	Analyst:	Abbott

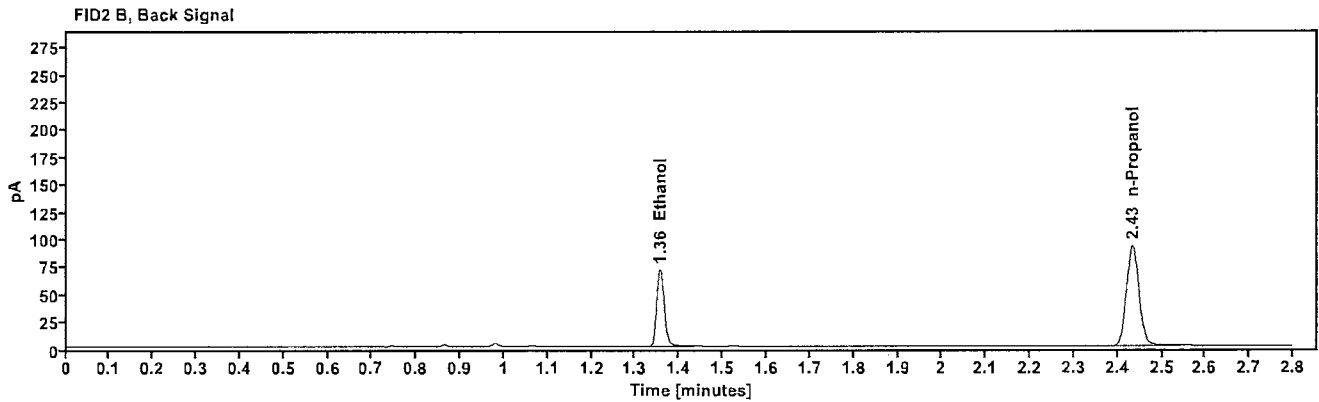
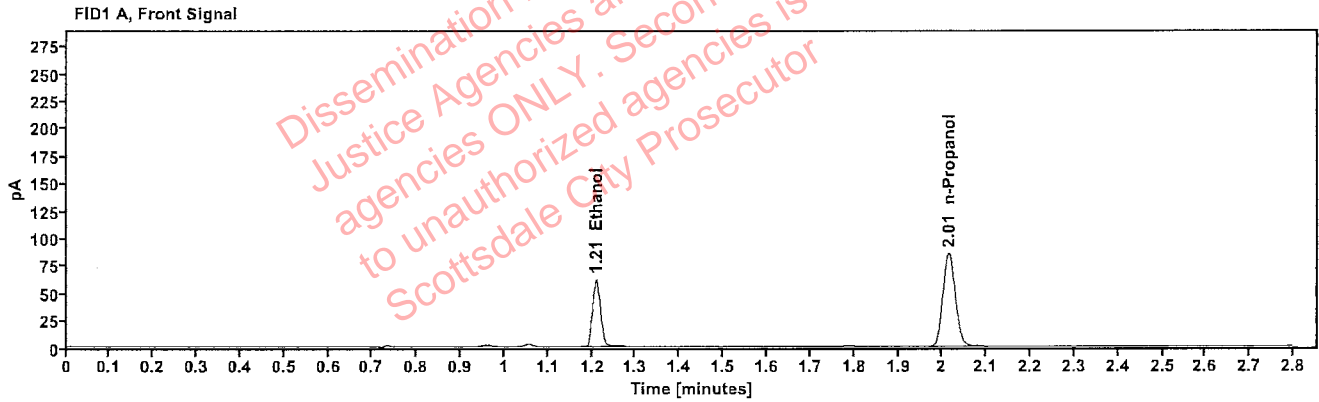


Table 1: FID 1 A (column DB-ALC1)

Compound	Amount (g/100mL)	Time (min)	Peak Area
>Ethanol	0.1253	1.209	78.379
n-Propanol	-----	2.015	168.828

Table 2: FID 2 B (column DB-ALC2)

Compound	Time (min)	Peak Area
Ethanol	1.356	85.052
n-Propanol	2.434	182.527

Scottsdale Police Department Crime Lab Volatiles Analysis

Sample:	353-01R.S.	Vial:	43
Description:		LIMS ID:	
Method:	ethanol quant.M	Sequence:	19Jan23
Instrument:	US14173023 CN14160045	Injection date:	1/19/2023 6:08:27 PM
Data file:	C:\Chem32\1\Data\19Jan23\43.D	Analyst:	Abbott

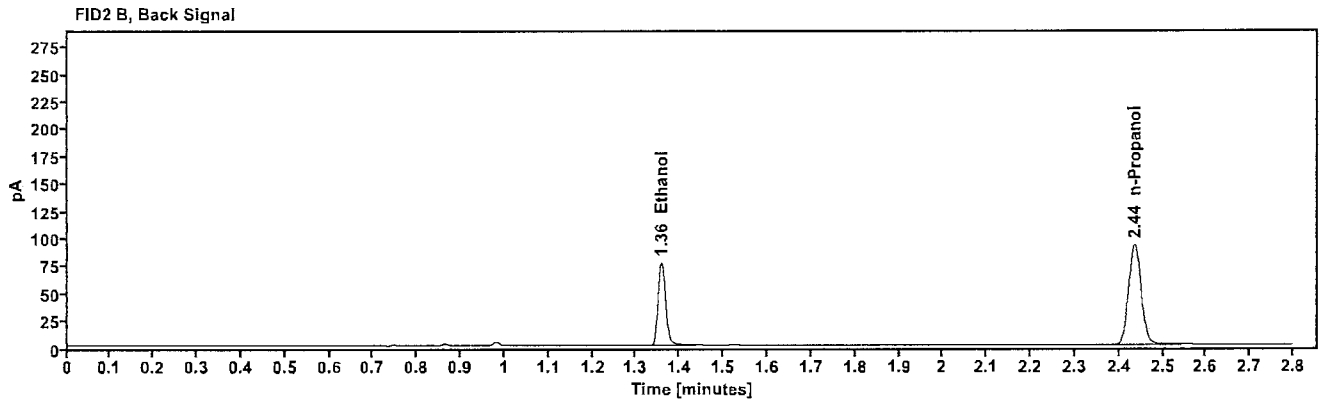
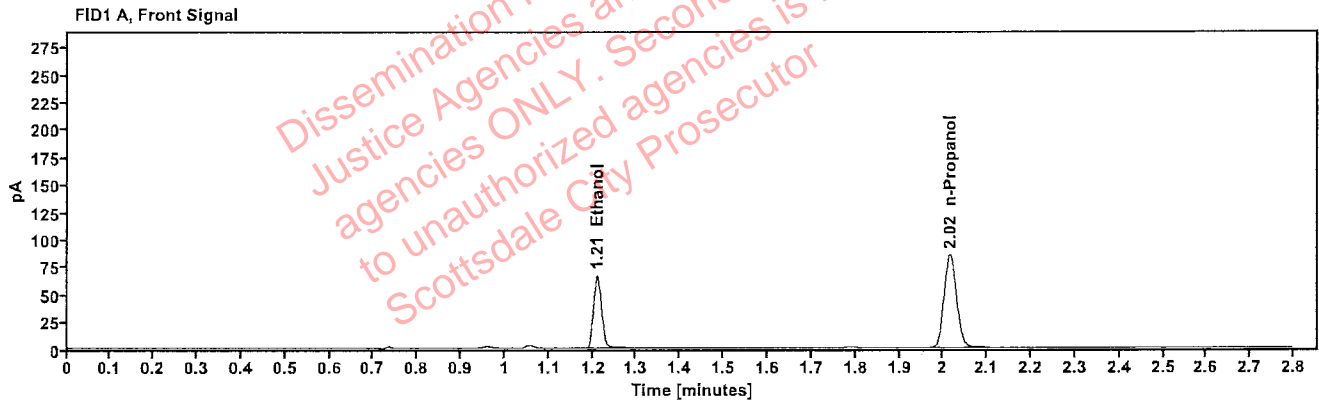


Table 1: FID 1 A (column DB-ALC1)

Compound	Amount (g/100mL)	Time (min)	Peak Area
>Ethanol	0.1355	1.210	85.023
n-Propanol	-----	2.016	169.203

Table 2: FID 2 B (column DB-ALC2)

Compound	Time (min)	Peak Area
Ethanol	1.358	92.358
n-Propanol	2.435	182.689

Scottsdale Police Department Crime Lab Volatiles Analysis

Sample:	353-01R.S.	Vial:	44
Description:		LIMS ID:	
Method:	ethanol quant.M	Sequence:	19Jan23
Instrument:	US14173023 CN14160045	Injection date:	1/19/2023 6:12:27 PM
Data file:	C:\Chem32\1\Data\19Jan23\44.D	Analyst:	Abbott

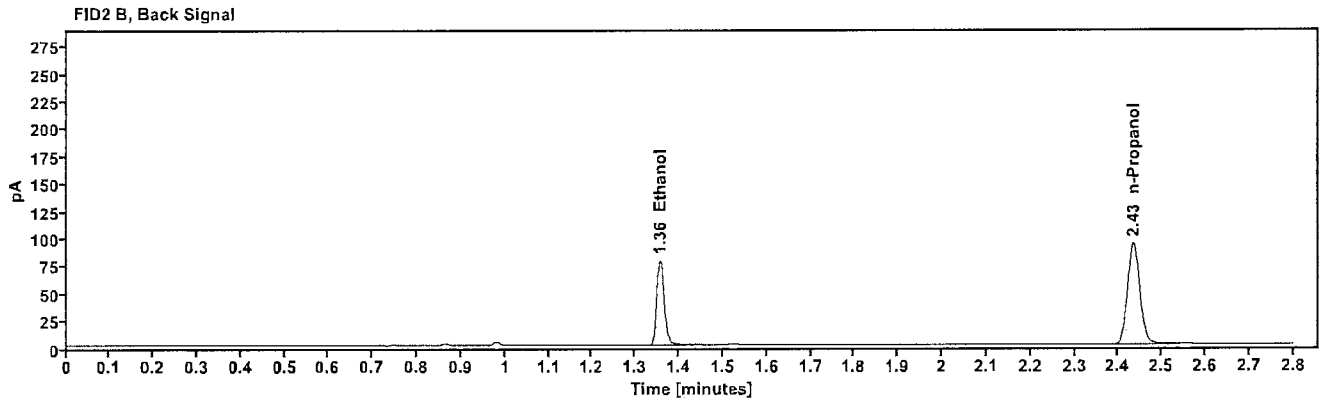
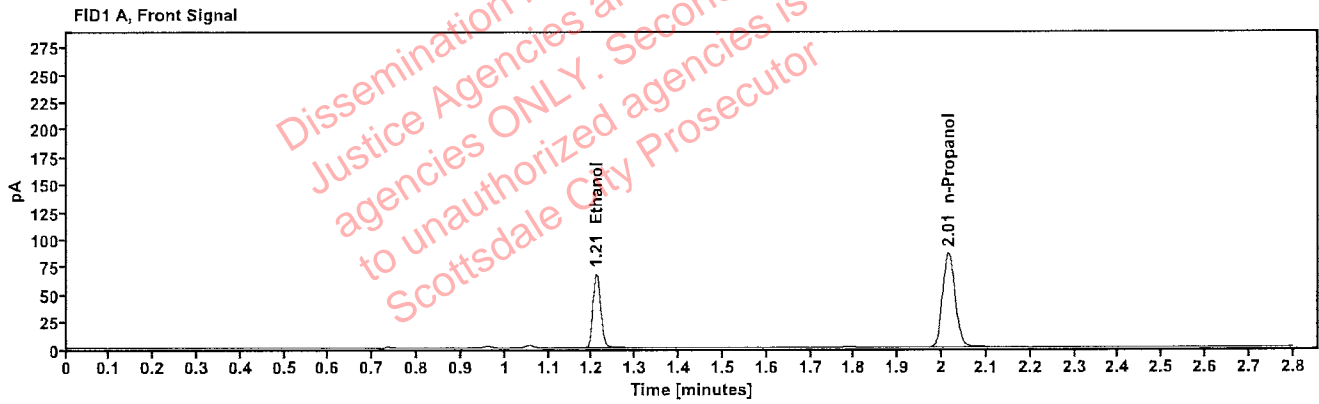


Table 1: FID 1 A (column DB-ALC1)

Compound	Amount (g/100mL)	Time (min)	Peak Area
>Ethanol	0.1362	1.210	86.690
n-Propanol	-----	2.015	171.664

Table 2: FID 2 B (column DB-ALC2)

Compound	Time (min)	Peak Area
Ethanol	1.357	94.259
n-Propanol	2.434	185.468

Scottsdale Police Department Crime Lab Volatiles Analysis

Sample:	353-01V.H.	Vial:	45
Description:		LIMS ID:	
Method:	ethanol quant.M	Sequence:	19Jan23
Instrument:	US14173023 CN14160045	Injection date:	1/19/2023 6:16:26 PM
Data file:	C:\Chem32\1\Data\19Jan23\45.D	Analyst:	Abbott

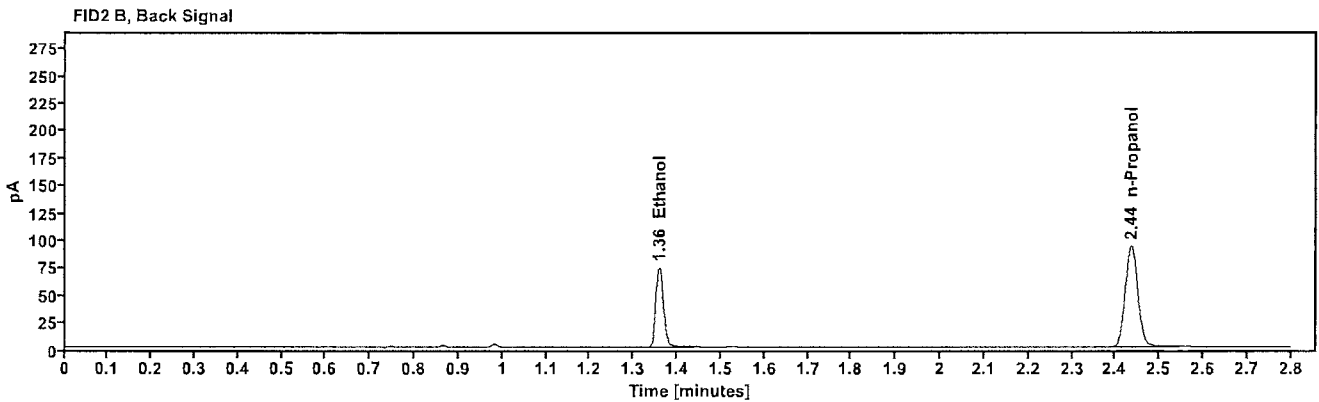
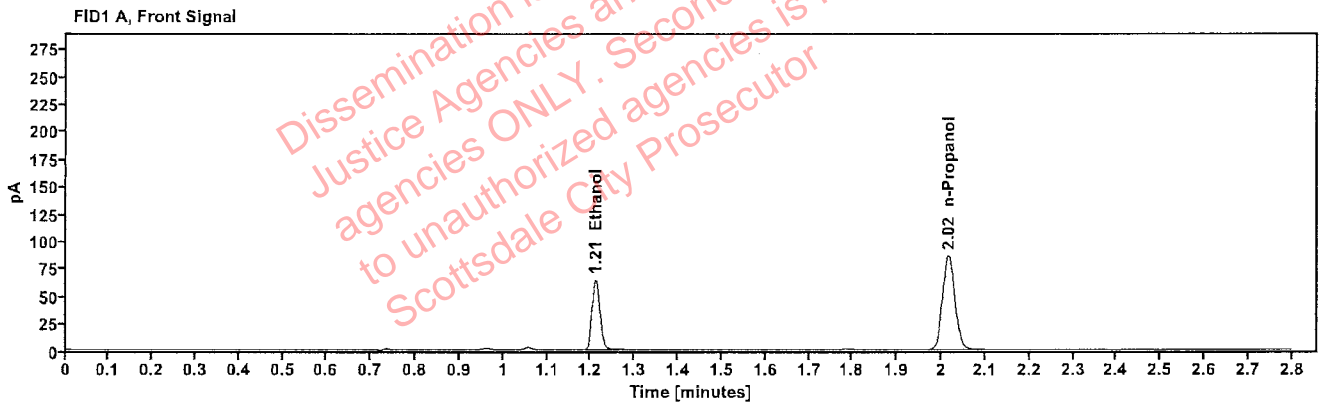


Table 1: FID 1 A (column DB-ALC1)

Compound	Amount (g/100mL)	Time (min)	Peak Area
>Ethanol	0.1294	1.211	82.170
n-Propanol	-----	2.016	171.232

Table 2: FID 2 B (column DB-ALC2)

Compound	Time (min)	Peak Area
Ethanol	1.358	89.298
n-Propanol	2.436	185.063

Scottsdale Police Department Crime Lab Volatiles Analysis

Sample:	353-01V.H.	Vial:	46
Description:	[REDACTED]	LIMS ID:	[REDACTED]
Method:	ethanol quant.M	Sequence:	19Jan23
Instrument:	US14173023 CN14160045	Injection date:	1/19/2023 6:20:26 PM
Data file:	C:\Chem32\1\Data\19Jan23\46.D	Analyst:	Abbott

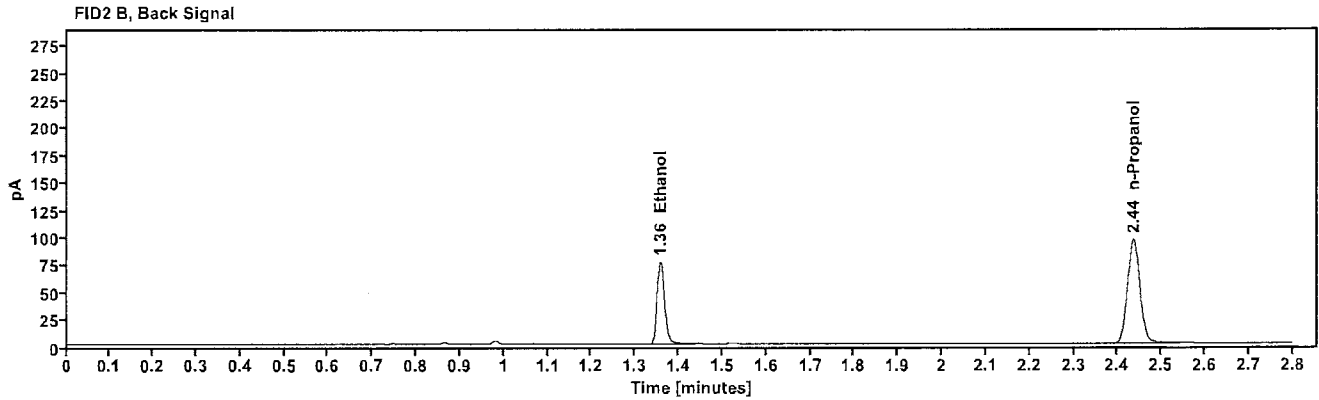
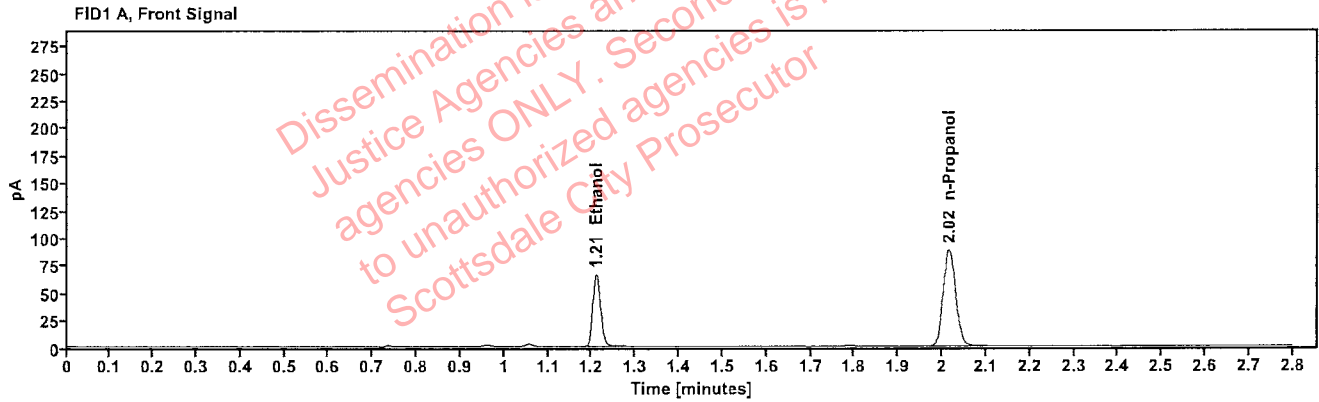


Table 1: FID 1 A (column DB-ALC1)

Compound	Amount (g/100mL)	Time (min)	Peak Area
>Ethanol	0.1294	1.210	84.590
n-Propanol	-----	2.015	176.307

Table 2: FID 2 B (column DB-ALC2)

Compound	Time (min)	Peak Area
Ethanol	1.357	91.871
n-Propanol	2.435	190.480

Scottsdale Police Department Crime Lab Volatiles Analysis

Sample:	420-01C.J.	Vial:	47
Description:		LIMS ID:	
Method:	ethanol quant.M	Sequence:	19Jan23
Instrument:	US14173023 CN14160045	Injection date:	1/19/2023 6:24:26 PM
Data file:	C:\Chem32\1\Data\19Jan23\47.D	Analyst:	Abbott

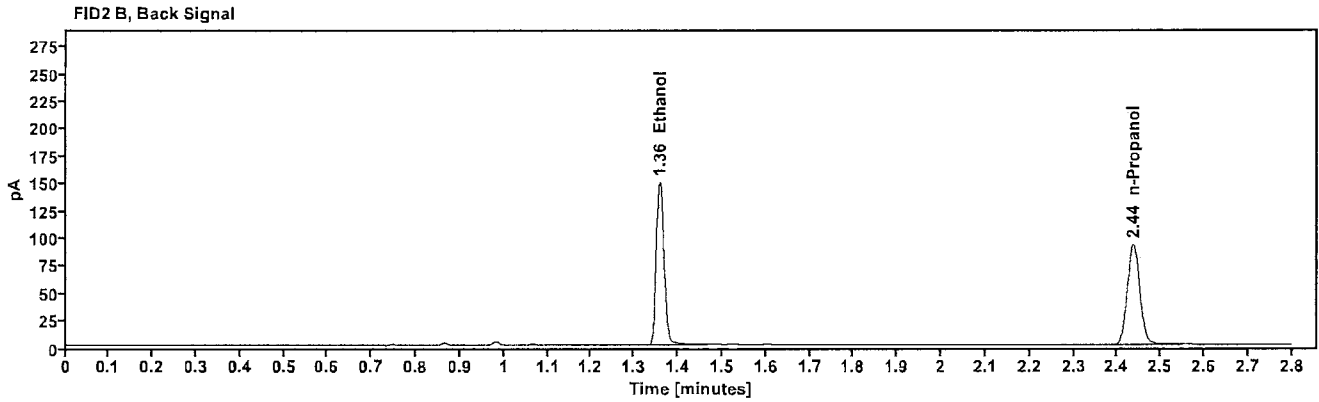
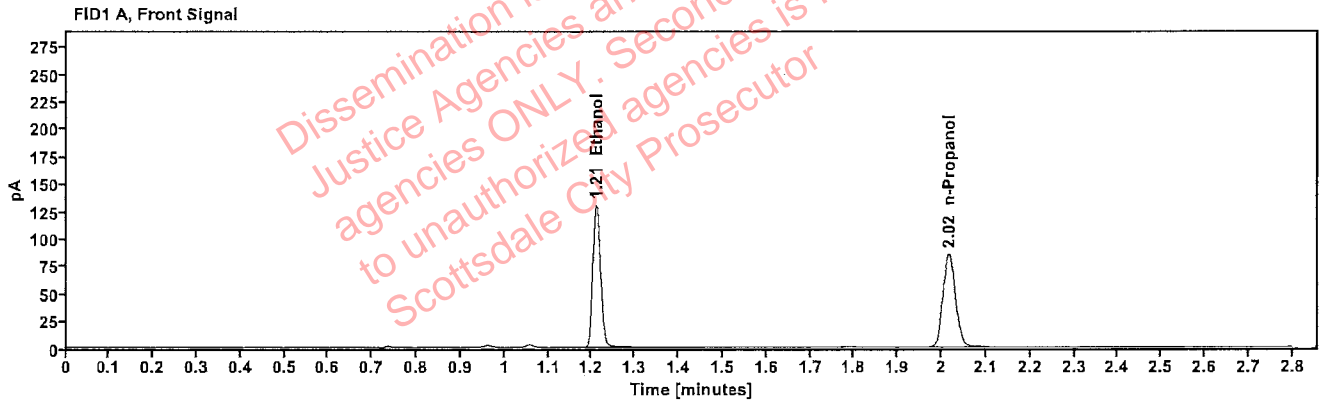


Table 1: FID 1 A (column DB-ALC1)

Compound	Amount (g/100mL)	Time (min)	Peak Area
>Ethanol	0.2635	1.210	165.767
n-Propanol	-----	2.016	168.882

Table 2: FID 2 B (column DB-ALC2)

Compound	Time (min)	Peak Area
Ethanol	1.358	181.217
n-Propanol	2.436	182.570

Scottsdale Police Department Crime Lab Volatiles Analysis

Sample:	420-01C.J.	Vial:	48
Description:		LIMS ID:	
Method:	ethanol quant.M	Sequence:	19Jan23
Instrument:	US14173023 CN14160045	Injection date:	1/19/2023 6:28:26 PM
Data file:	C:\Chem32\1\Data\19Jan23\48.D	Analyst:	Abbott

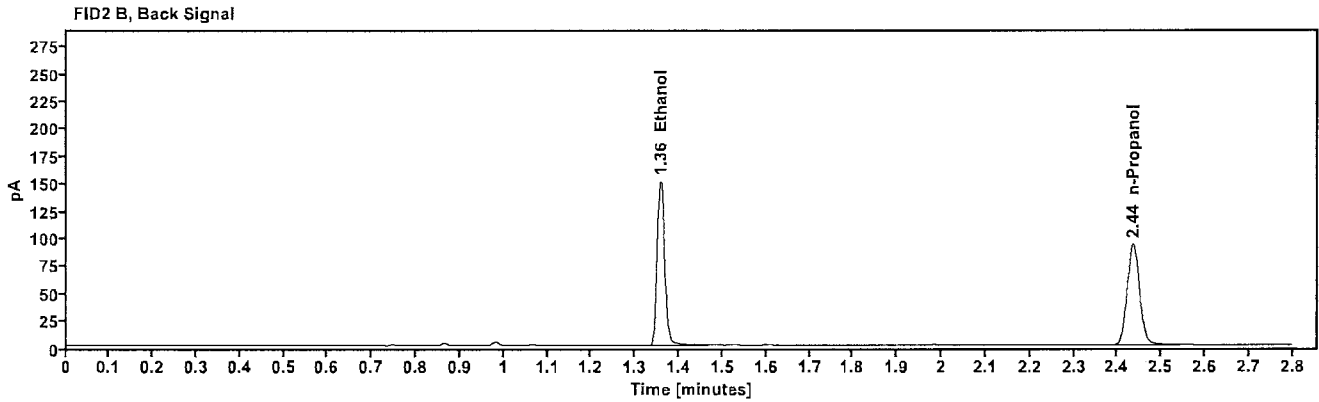
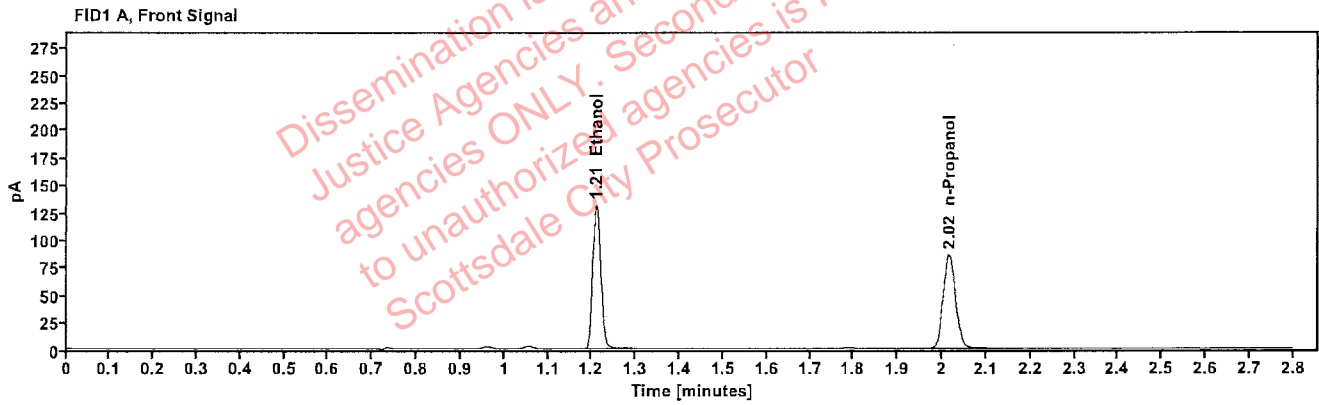


Table 1: FID 1 A (column DB-ALC1)

Compound	Amount (g/100mL)	Time (min)	Peak Area
>Ethanol	0.2630	1.210	166.808
n-Propanol	----	2.016	170.292

Table 2: FID 2 B (column DB-ALC2)

Compound	Time (min)	Peak Area
Ethanol	1.357	182.567
n-Propanol	2.436	184.060

Scottsdale Police Department Crime Lab Volatiles Analysis

Sample:	334-01F.N.	Vial:	49
Description:		LIMS ID:	
Method:	ethanol quant.M	Sequence:	19Jan23
Instrument:	US14173023 CN14160045	Injection date:	1/19/2023 6:32:41 PM
Data file:	C:\Chem32\1\Data\19Jan23\49.D	Analyst:	Abbott

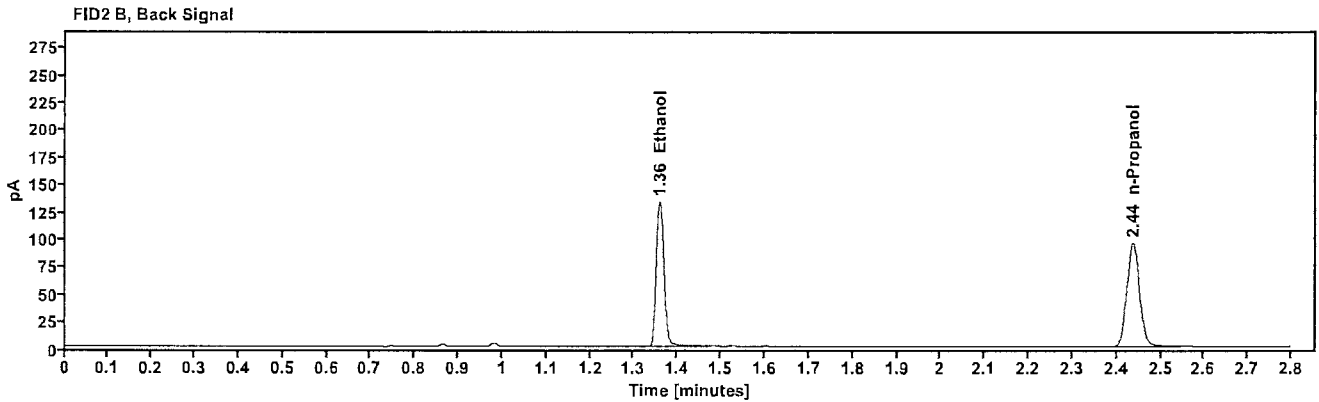
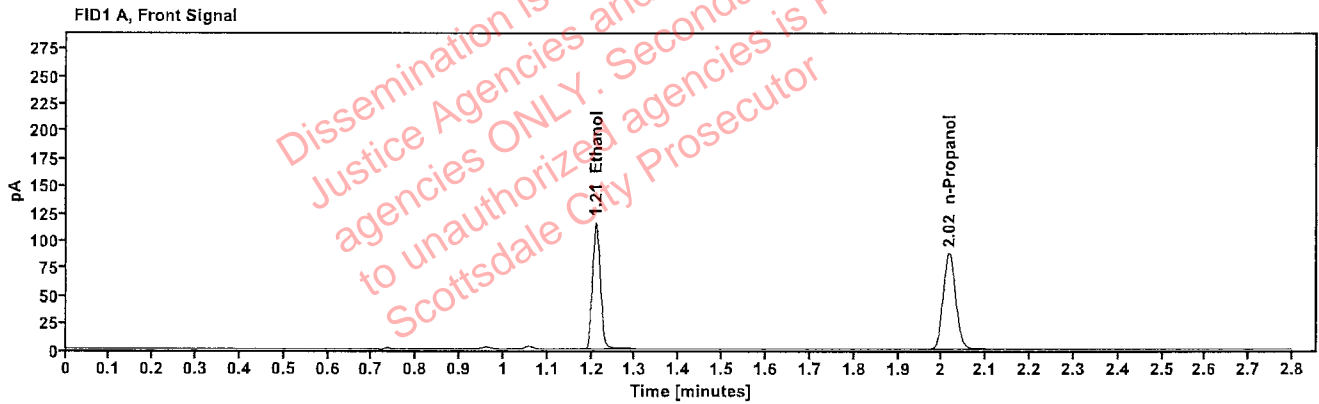


Table 1: FID 1 A (column DB-ALC1)

Compound	Amount (g/100mL)	Time (min)	Peak Area
>Ethanol	0.2279	1.210	147.906
n-Propanol	---	2.016	174.403

Table 2: FID 2 B (column DB-ALC2)

Compound	Time (min)	Peak Area
Ethanol	1.359	161.715
n-Propanol	2.437	188.540

Scottsdale Police Department Crime Lab Volatiles Analysis

Sample:	334-01F.N.	Vial:	50
Description:		LIMS ID:	
Method:	ethanol quant.M	Sequence:	19Jan23
Instrument:	US14173023 CN14160045	Injection date:	1/19/2023 6:36:41 PM
Data file:	C:\Chem32\1\Data\19Jan23\50.D	Analyst:	Abbott

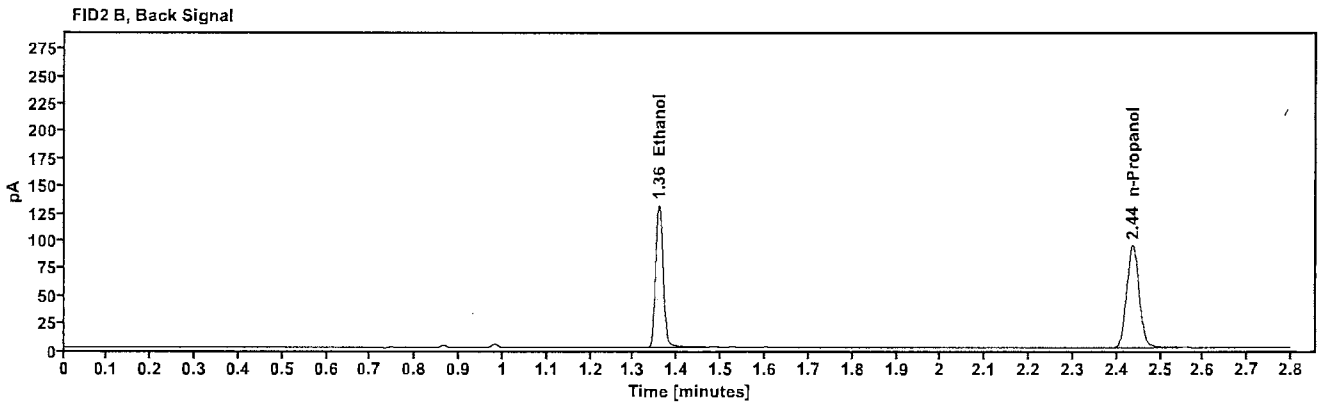
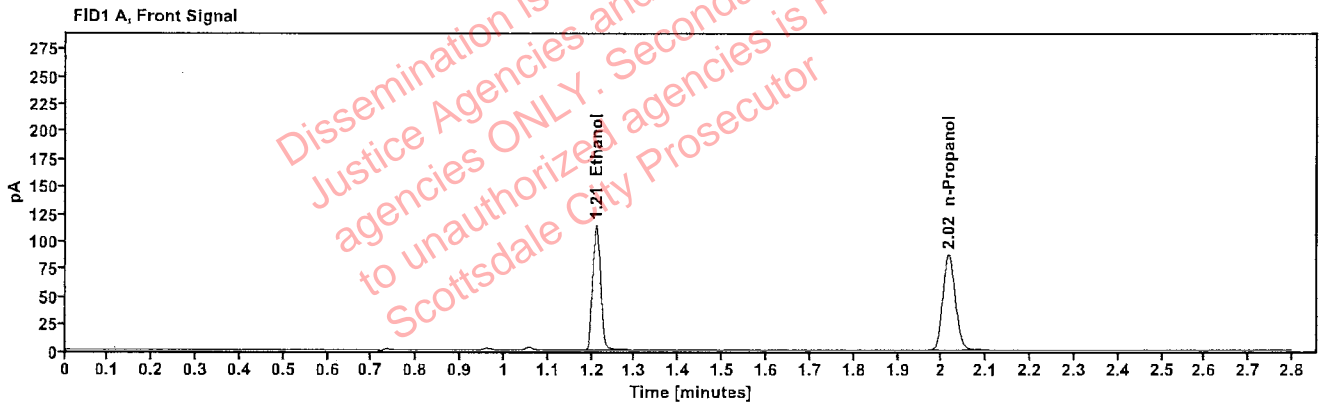


Table 1: FID 1 A (column DB-ALC1)

Compound	Amount (g/100mL)	Time (min)	Peak Area
>Ethanol	0.2260	1.210	144.972
n-Propanol	---	2.016	172.323

Table 2: FID 2 B (column DB-ALC2)

Compound	Time (min)	Peak Area
Ethanol	1.358	158.735
n-Propanol	2.436	186.235

Scottsdale Police Department Crime Lab Volatiles Analysis

Sample:	2224997-3	Vial:	51
Description:	[REDACTED]	LIMS ID:	[REDACTED]
Method:	ethanol quant.M	Sequence:	19Jan23
Instrument:	US14173023 CN14160045	Injection date:	1/19/2023 6:40:42 PM
Data file:	C:\Chem32\1\Data\19Jan23\51.D	Analyst:	Abbott

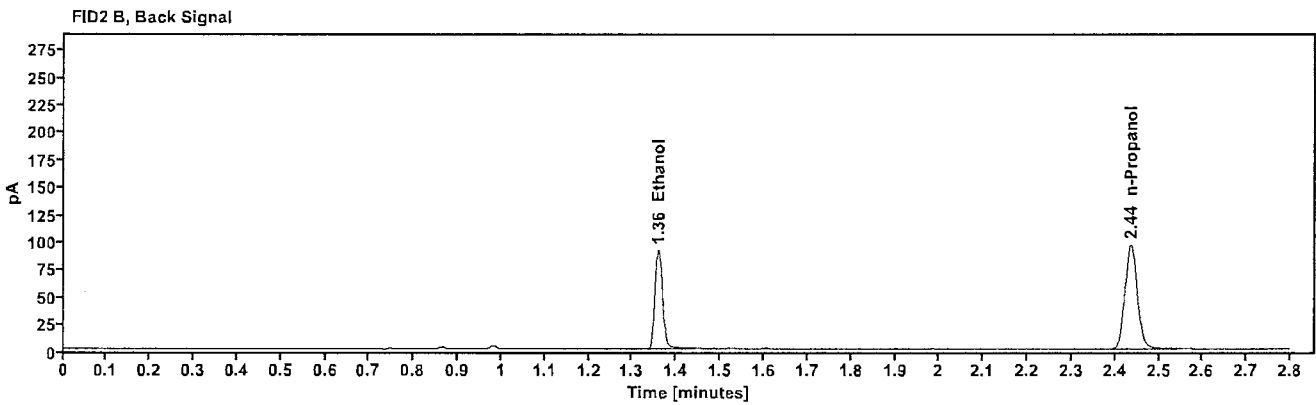
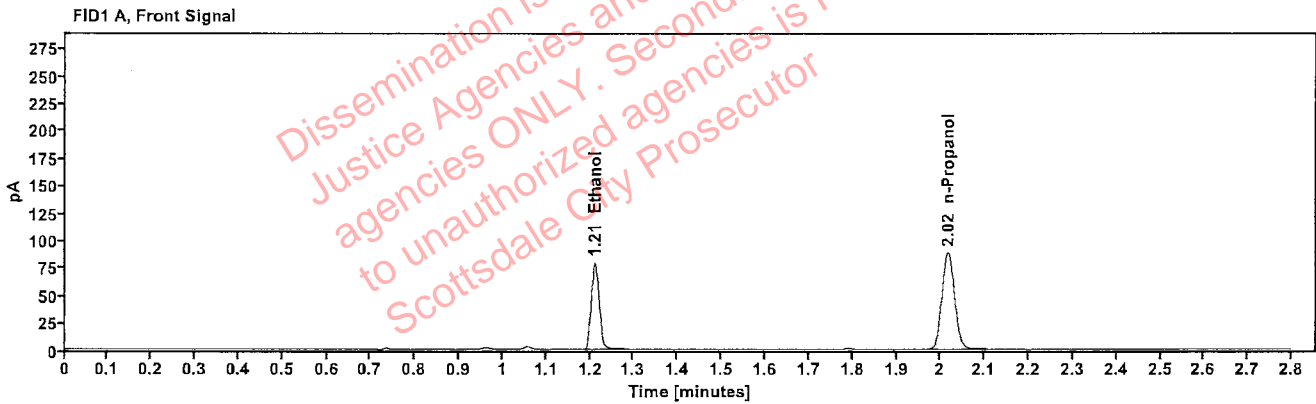


Table 1: FID 1 A (column DB-ALC1)

Compound	Amount (g/100mL)	Time (min)	Peak Area
>Ethanol	0.1551	1.211	101.340
n-Propanol	-----	2.016	175.992

Table 2: FID 2 B (column DB-ALC2)

Compound	Time (min)	Peak Area
Ethanol	1.359	110.228
n-Propanol	2.436	190.273

Scottsdale Police Department Crime Lab Volatiles Analysis

Sample:	2224997-3	Vial:	52
Description:		LIMS ID:	
Method:	ethanol quant.M	Sequence:	19Jan23
Instrument:	US14173023 CN14160045	Injection date:	1/19/2023 6:44:41 PM
Data file:	C:\Chem32\1\Data\19Jan23\52.D	Analyst:	Abbott

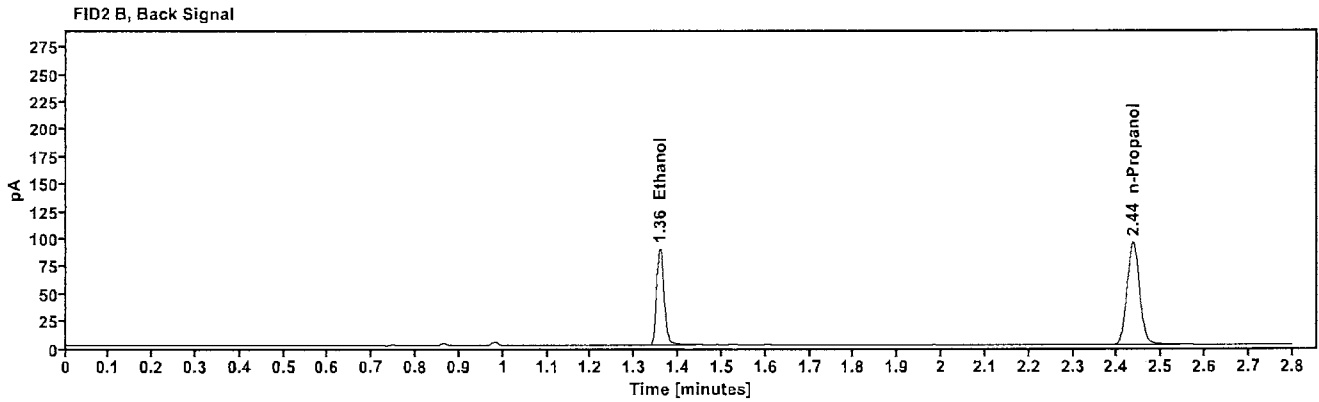
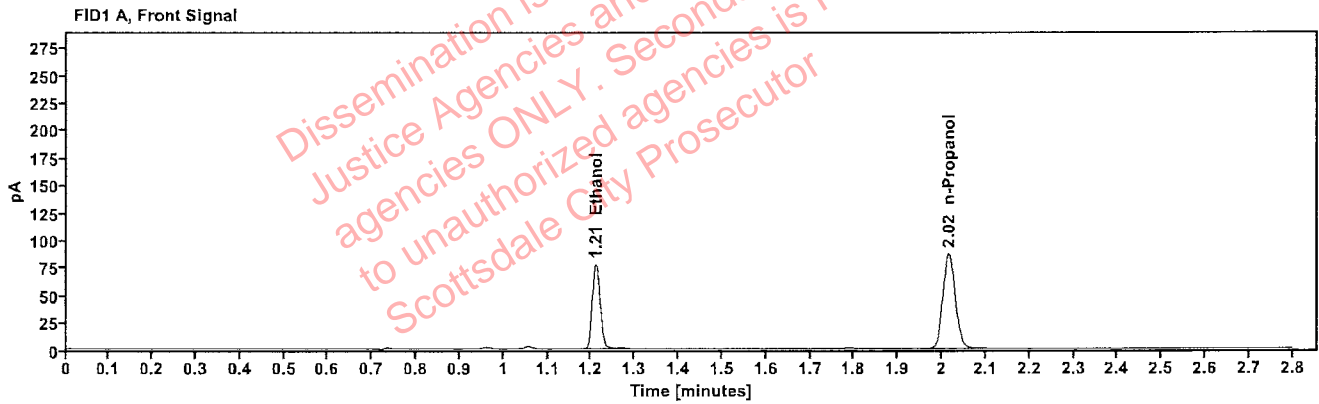


Table 1: FID 1 A (column DB-ALC1)

Compound	Amount (g/100mL)	Time (min)	Peak Area
>Ethanol	0.1538	1.210	98.601
n-Propanol	-----	2.016	172.695

Table 2: FID 2 B (column DB-ALC2)

Compound	Time (min)	Peak Area
Ethanol	1.358	107.323
n-Propanol	2.436	186.717