

# SCOTTSDALE POLICE DEPARTMENT CRIME LABORATORY BLOOD ALCOHOL FACE SHEET

ANALYSIS DATE 6/13/23 SEQUENCE NAME 13Jun23

**EQUIPMENT**

Pipettor  Hamilton ML600EH7497  Hamilton ML600GJ10749  
 Gas Chromatograph  Agilent US14173023

**INSTRUMENT CALIBRATION**

Vial 1 0.02 calibrator Lot FN10051909 Coefficient of determination (r<sup>2</sup>)  
 Vial 2 0.10 calibrator Lot FN05311902 0.99999  
 Vial 3 0.20 calibrator Lot FN02052101  
 Vial 4 0.40 calibrator Lot FN03052102

**CALIBRATION VERIFICATION AND RESOLUTION TEST**

Vial	Sample	Expected result	Measured result	Manufacturer/lot
5	Blank	Not detected	Not detected	SPD lab 011823WB
6	Volatiles mix	6 compounds	6 compounds	SPD lab 050721MIX
7	Aqueous control	0.400 g/dL	0.401 g/dL	Lipomed 30012020-A
8	Aqueous control	0.040 g/dL	0.040 g/dL	Lipomed 14082019-B
9	Blood control	0.199 g/dL	0.204 g/dL	ACQ 4110320133/10
20	Aqueous control	0.080 g/dL	0.080 g/dL	Lipomed 20012020-B
31	Blood control	0.199 g/dL	0.204 g/dL	ACQ 4110320133/10
42	Aqueous control	0.080 g/dL	0.080 g/dL	Lipomed 20012020-B
53	Aqueous control	0.400 g/dL	0.401 g/dL	Lipomed 30012020-A
54	Aqueous control	0.040 g/dL	0.041 g/dL	Lipomed 14082019-B
55	Blood control	0.199 g/dL	0.204 g/dL	ACQ 4110320133/10
56	Blank	Not detected	Not detected	SPD lab 031623AQ

**SUBJECT SAMPLES**

Subjects in the sequence 20 Subjects requiring reanalysis 0

ADDITIONAL NOTES: All testing proceeded as expected.  
 \_\_\_\_\_  
 \_\_\_\_\_  
 \_\_\_\_\_

Run valid  Run invalid  Phiep Deroh Analyst  
 Run valid  Run invalid  Erika Canonico Technical Reviewer

# Scottsdale Police Department Crime Laboratory Sequence Quality Assurance Summary

PB

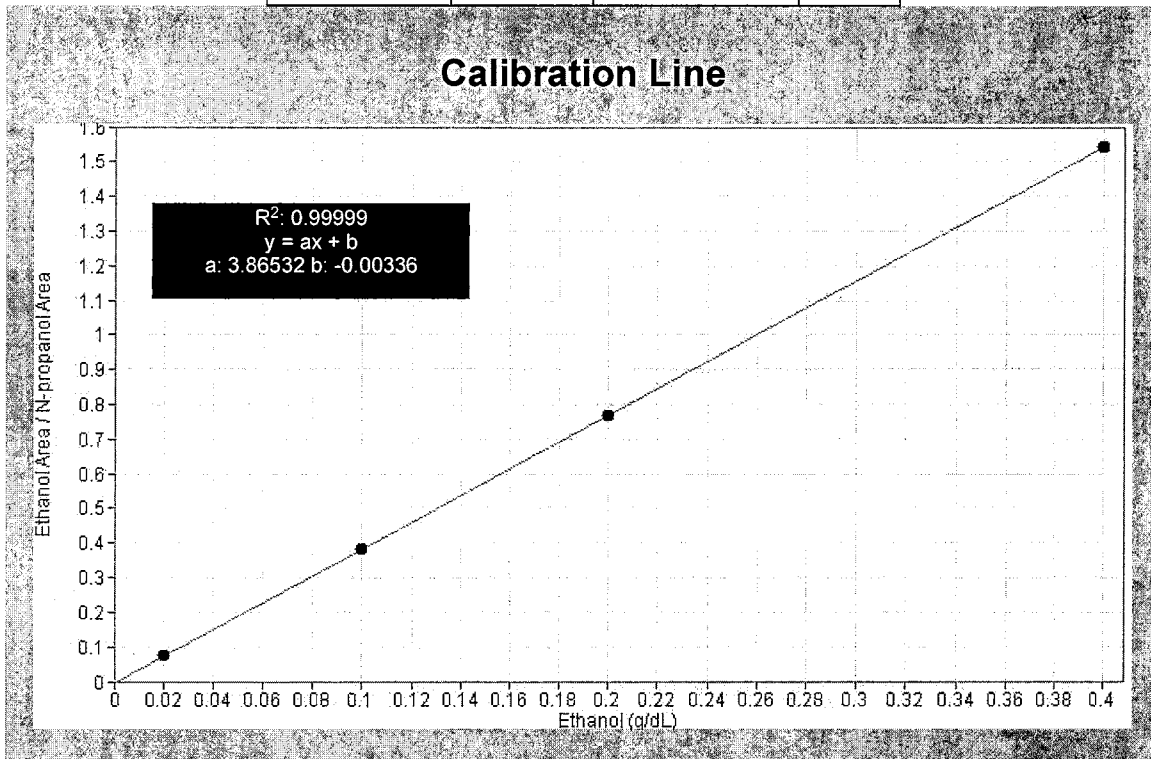
SEQUENCE NAME: 13Jun23

ANALYST: Brooke

Sample Name	Vial	Measured Value (g/dL)	Expected Value (g/dL)	Percent Difference	Absolute Difference (g/dL)
blank 011823WB	5	negative	negative	-	-
0.400 30012020-A	7	0.401	0.400	0.25	0.001
0.040 14082019-B	8	0.040	0.040	0.00	0.000
0.199 4110320133/10	9	0.204	0.199	2.51	0.005
0.080 20012020-B	20	0.080	0.080	0.00	0.000
0.199 4110320133/10	31	0.204	0.199	2.51	0.005
0.080 20012020-B	42	0.080	0.080	0.00	0.000
0.400 30012020-A	53	0.401	0.400	0.25	0.001
0.040 14082019-B	54	0.041	0.040	2.50	0.001
0.199 4110320133/10	55	0.204	0.199	2.51	0.005
blank 031623AQ	56	negative	negative	-	-

Calibrator	Ethanol Area	N-propanol Area	Ratio
0.020	11.748	156.452	0.075
0.100	60.055	156.502	0.384
0.200	117.649	153.455	0.767
0.400	237.970	154.118	1.544

**Calibration Line**



# Scottsdale Police Department Crime Lab Volatiles Analysis

<b>Sample:</b> FN10051909	<b>Vial:</b> 1
<b>Description:</b> 0.020 calibrator	<b>Sequence:</b> 13Jun23
<b>Method:</b> ethanol quant.M	<b>Injection date:</b> 6/13/2023 12:31:00 PM
<b>Instrument:</b> US14173023 CN14160045	<b>Analyst:</b> Brooke
<b>Data file:</b> C:\Users\Public\Documents\ChemStation\1\Data\13Jun23\1.D	

YAB

Dissemination is restricted to Criminal Justice Agencies and authorized agencies ONLY. Secondary dissemination to unauthorized agencies is PROHIBITED. Scottsdale City Prosecutor

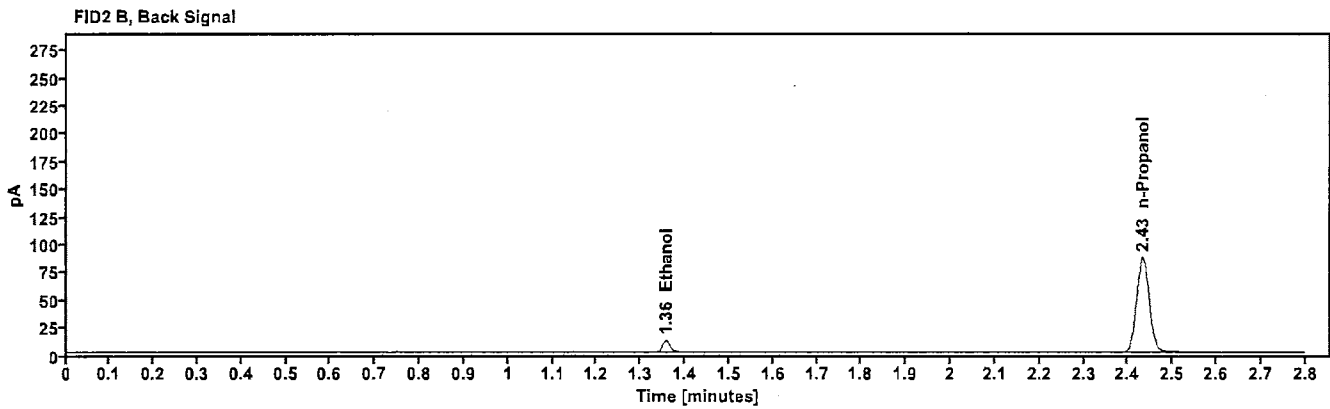
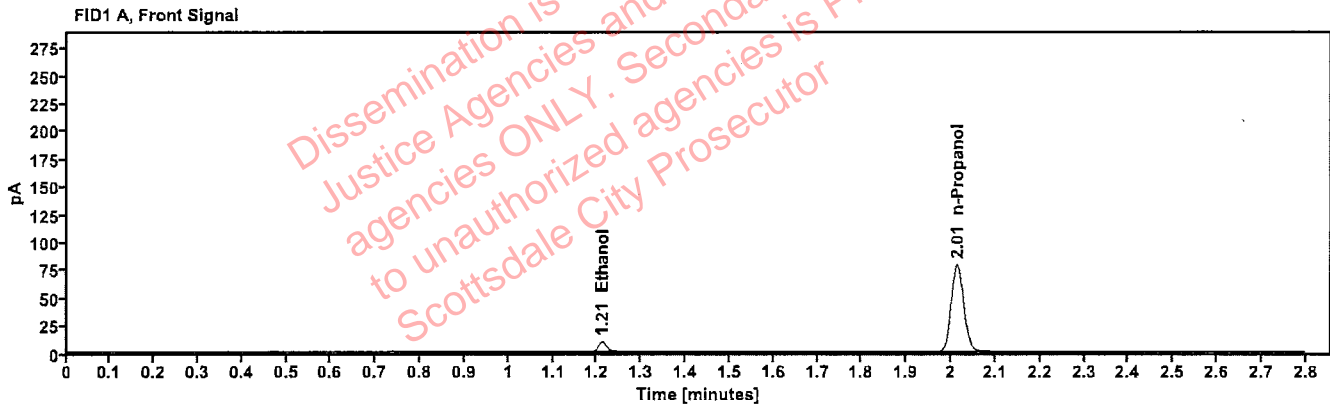


Table 1: FID 1 A (column DB-ALC1)

Compound	Time (min)	Peak Area
Ethanol	1.211	11.748
n-Propanol	2.014	156.452

Table 2: FID 2 B (column DB-ALC2)

Compound	Time (min)	Peak Area
Ethanol	1.356	12.708
n-Propanol	2.433	169.577

# Scottsdale Police Department Crime Lab Volatiles Analysis

URB

<b>Sample:</b> FN05311902	<b>Vial:</b> 2
<b>Description:</b> 0.100 calibrator	<b>Sequence:</b> 13Jun23
<b>Method:</b> ethanol quant.M	<b>Injection date:</b> 6/13/2023 12:34:59 PM
<b>Instrument:</b> US14173023 CN14160045	<b>Analyst:</b> Brooke
<b>Data file:</b> C:\Users\Public\Documents\ChemStation\1\Data\13Jun23\2.D	

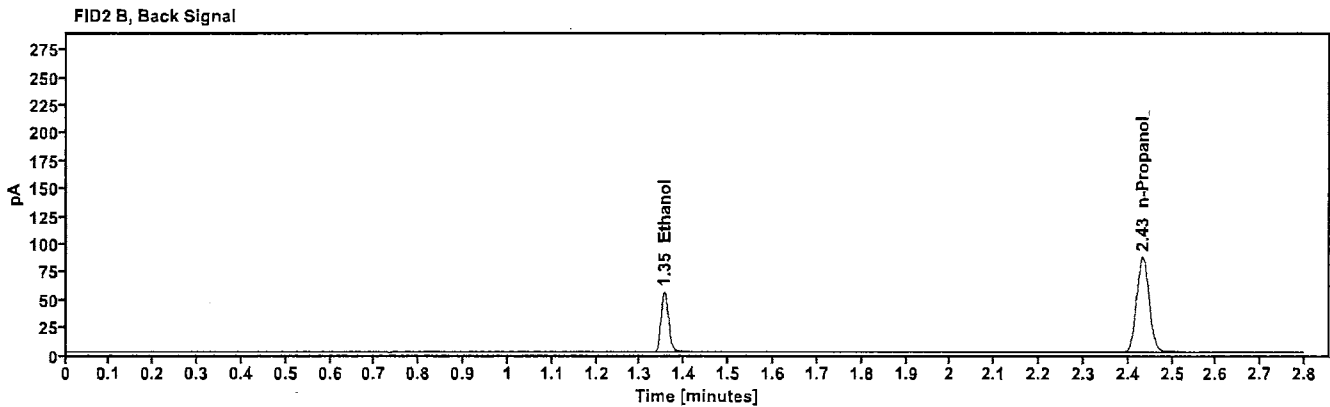
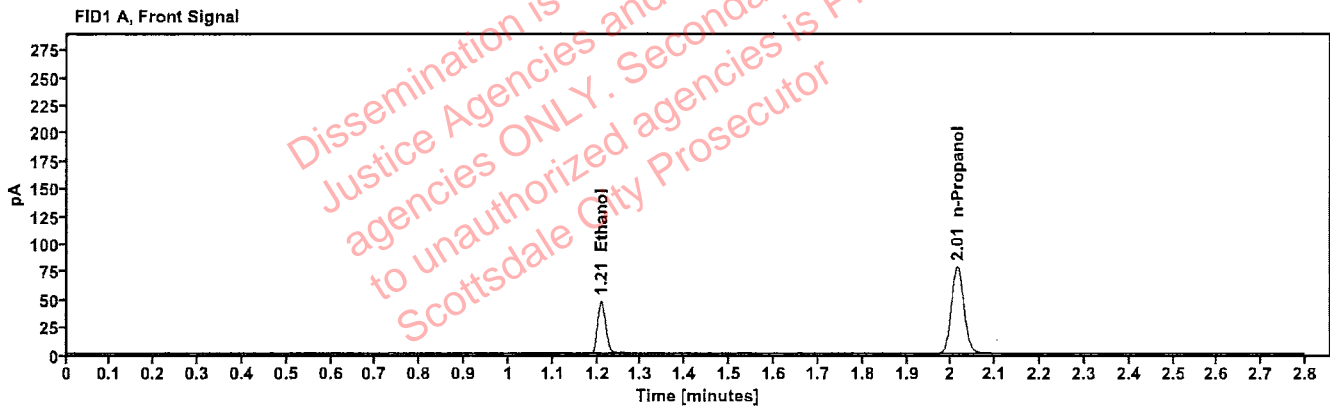


Table 1: FID 1 A (column DB-ALC1)

Compound	Time (min)	Peak Area
Ethanol	1.209	60.055
n-Propanol	2.014	156.502

Table 2: FID 2 B (column DB-ALC2)

Compound	Time (min)	Peak Area
Ethanol	1.355	65.182
n-Propanol	2.433	170.006

# Scottsdale Police Department Crime Lab Volatiles Analysis

10

<b>Sample:</b> FN02052101	<b>Vial:</b> 3
<b>Description:</b> 0.200 calibrator	<b>Sequence:</b> 13Jun23
<b>Method:</b> ethanol quant.M	<b>Injection date:</b> 6/13/2023 12:38:59 PM
<b>Instrument:</b> US14173023 CN14160045	<b>Analyst:</b> Brooke
<b>Data file:</b> C:\Users\Public\Documents\ChemStation\1\Data\13Jun23\3.D	

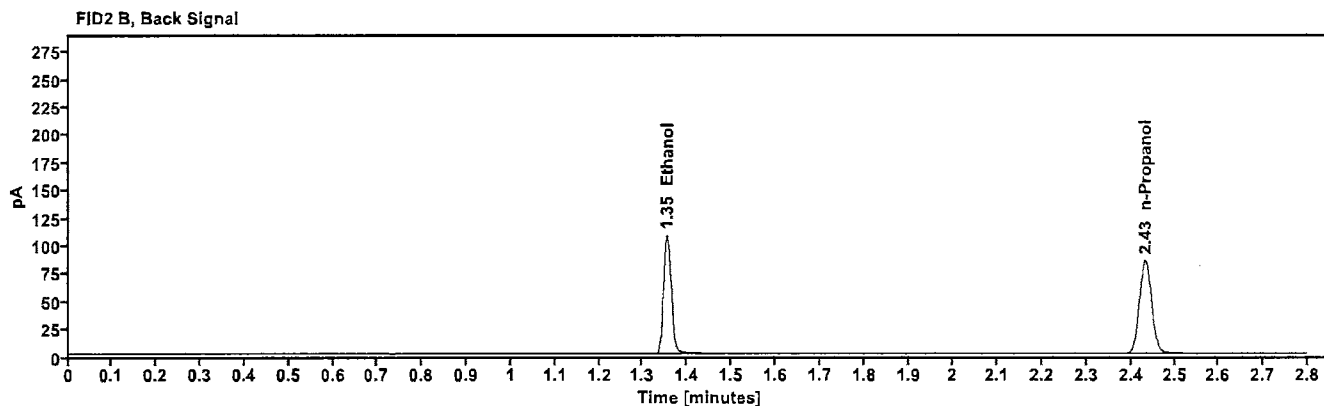
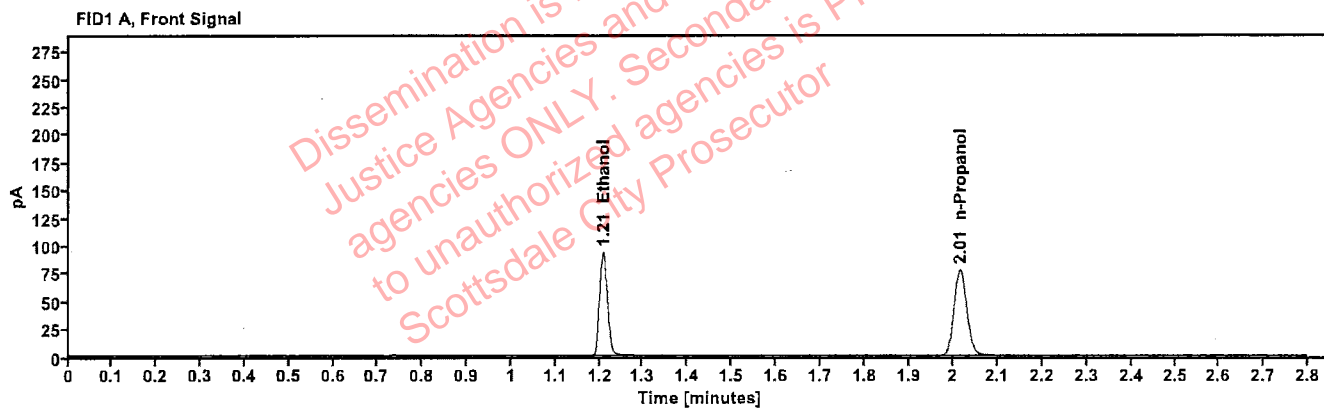


Table 1: FID 1 A (column DB-ALC1)

Compound	Time (min)	Peak Area
Ethanol	1.208	117.649
n-Propanol	2.014	153.455

Table 2: FID 2 B (column DB-ALC2)

Compound	Time (min)	Peak Area
Ethanol	1.354	128.201
n-Propanol	2.433	166.784

# Scottsdale Police Department Crime Lab Volatiles Analysis

RE

<b>Sample:</b>	FN03052102	<b>Vial:</b>	4
<b>Description:</b>	0.400 calibrator	<b>Sequence:</b>	13Jun23
<b>Method:</b>	ethanol quant.M	<b>Injection date:</b>	6/13/2023 12:42:59 PM
<b>Instrument:</b>	US14173023 CN14160045	<b>Analyst:</b>	Brooke
<b>Data file:</b>	C:\Users\Public\Documents\ChemStation\1\Data\13Jun23\4.D		

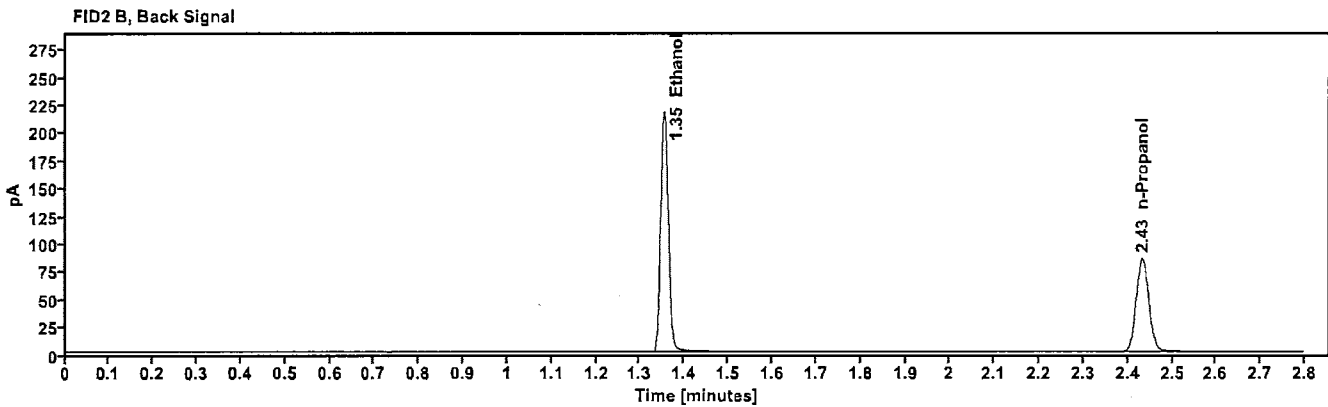
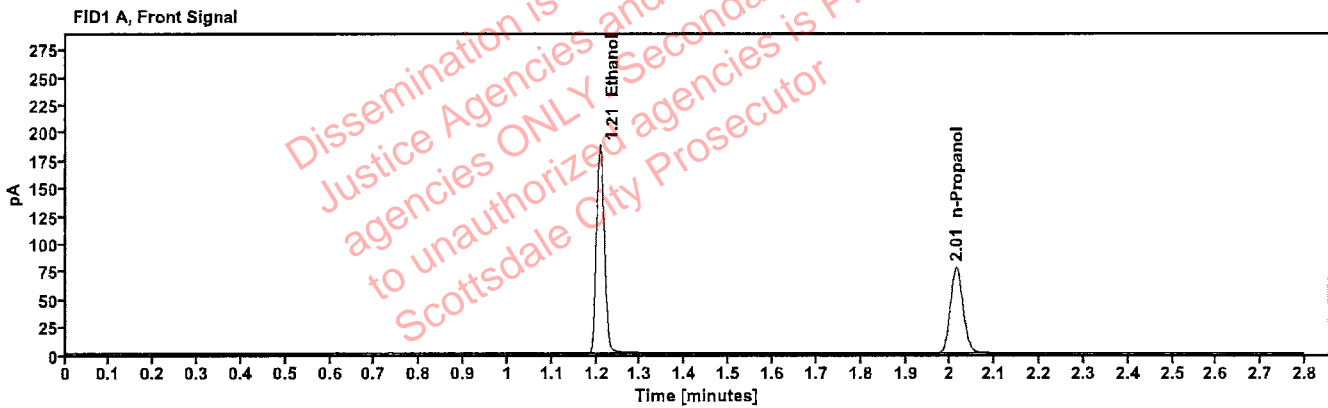


Table 1: FID 1 A (column DB-ALC1)

Compound	Time (min)	Peak Area
Ethanol	1.208	237.970
n-Propanol	2.014	154.118

Table 2: FID 2 B (column DB-ALC2)

Compound	Time (min)	Peak Area
Ethanol	1.354	260.779
n-Propanol	2.433	167.530

# Scottsdale Police Department Crime Lab Volatiles Analysis

<b>Sample:</b> 011823WB	<b>Vial:</b> 5
<b>Description:</b> Negative	<b>LIMS ID:</b>
<b>Method:</b> ethanol quant.M	<b>Sequence:</b> 13Jun23
<b>Instrument:</b> US14173023 CN14160045	<b>Injection date:</b> 6/13/2023 12:47:00 PM
<b>Data file:</b> C:\Users\Public\Documents\ChemStation\1\Data\13Jun23\5.D	<b>Analyst:</b> Brooke

598

Dissemination is restricted to Criminal Justice Agencies ONLY. Secondary dissemination to unauthorized agencies is PROHIBITED. Scottsdale City Prosecutor

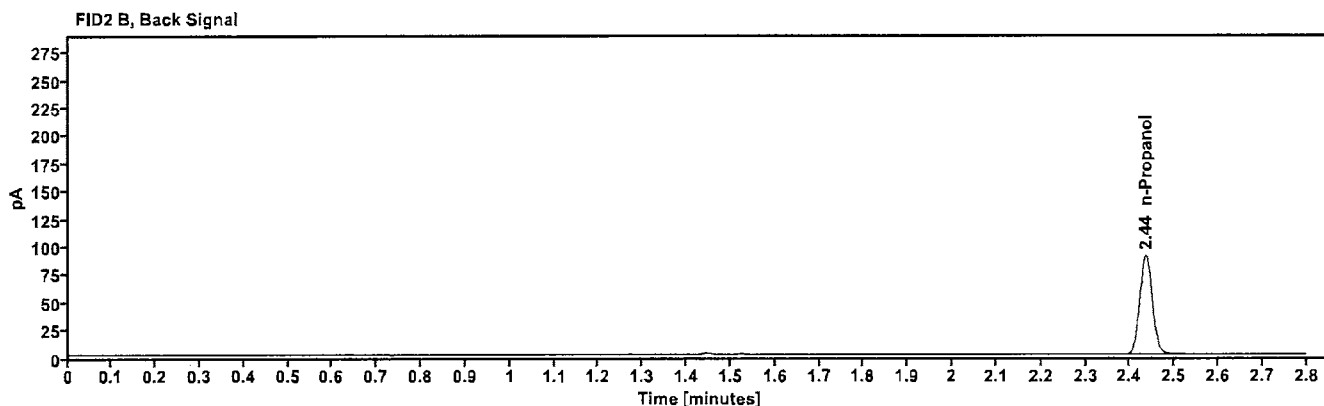
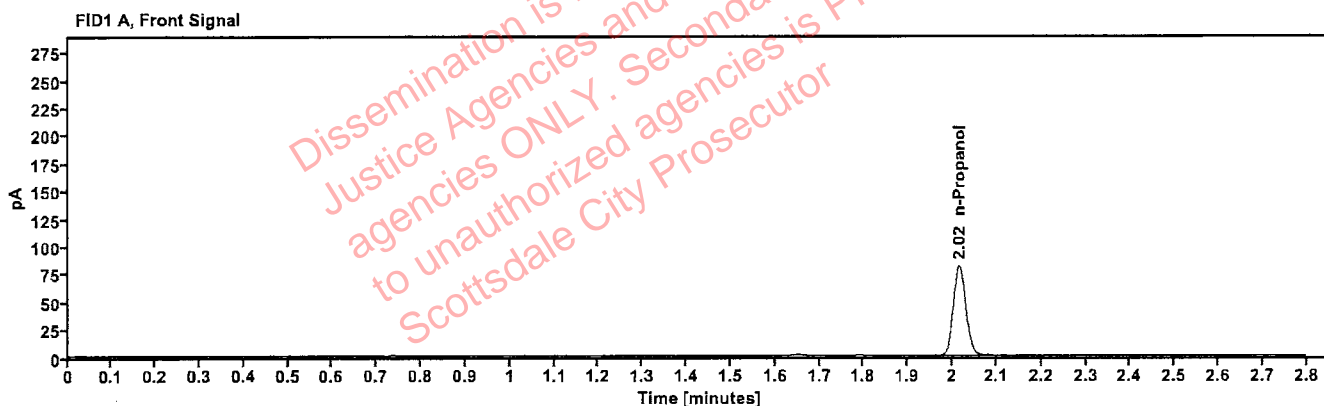


Table 1: FID 1 A (column DB-ALC1)

Compound	Amount (g/100mL)	Time (min)	Peak Area
n-Propanol	-----	2.016	162.149

Table 2: FID 2 B (column DB-ALC2)

Compound	Time (min)	Peak Area
n-Propanol	2.435	176.386

# Scottsdale Police Department Crime Lab Volatiles Analysis

<b>Sample:</b> 050721MIX	<b>Vial:</b> 6
<b>Description:</b> Volatiles mix	<b>LIMS ID:</b>
<b>Method:</b> ethanol quant.M	<b>Sequence:</b> 13Jun23
<b>Instrument:</b> US14173023 CN14160045	<b>Injection date:</b> 6/13/2023 12:51:00 PM
<b>Data file:</b> C:\Users\Public\Documents\ChemStation\1\Data\13Jun23\6.D	<b>Analyst:</b> Brooke

RB

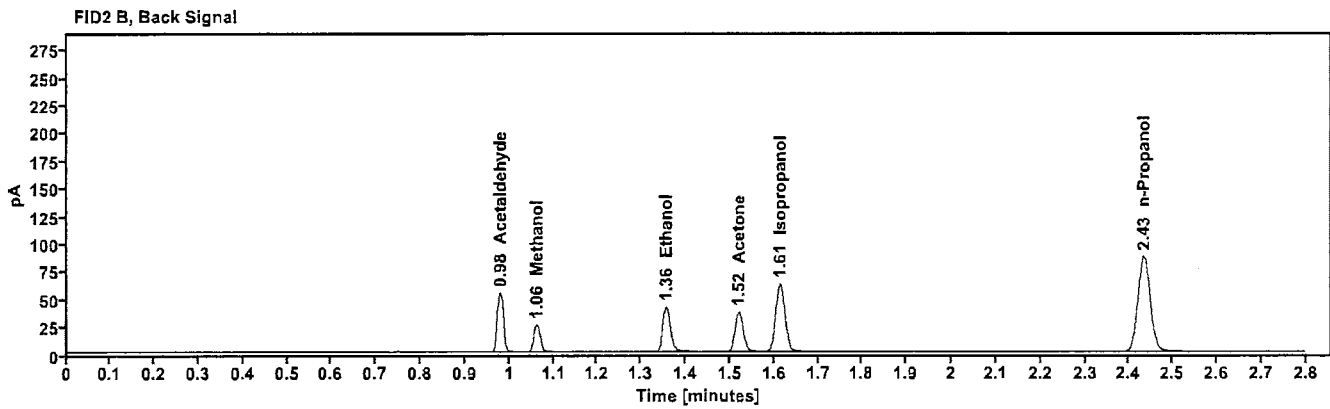
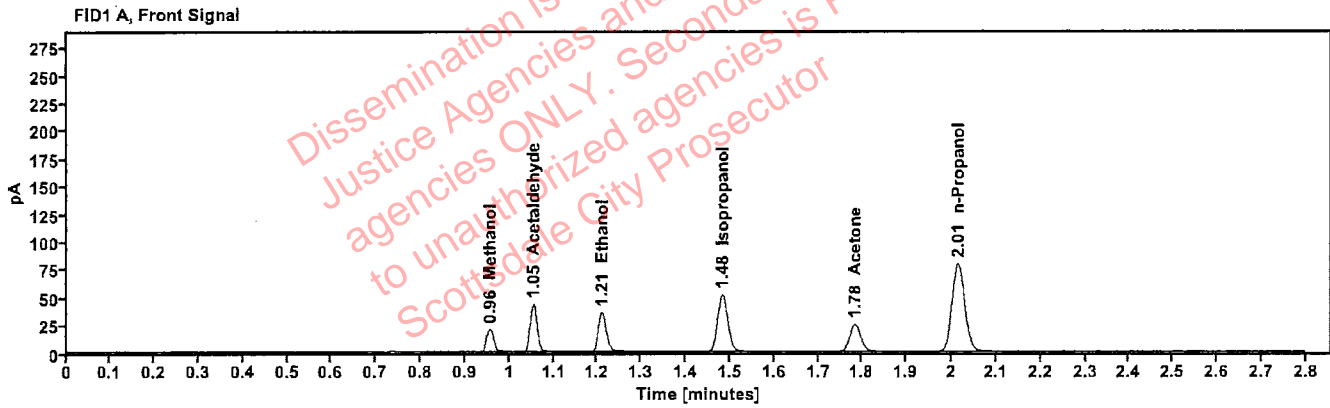


Table 1: FID 1 A (column DB-ALC1)

Compound	Amount (g/100mL)	Time (min)	Peak Area
Methanol	-----	0.956	23.259
Acetaldehyde	-----	1.054	46.981
>Ethanol	0.0750	1.210	45.156
Isopropanol	-----	1.483	82.010
Acetone	-----	1.783	42.510
n-Propanol	-----	2.014	157.541

Table 2: FID 2 B (column DB-ALC2)

Compound	Time (min)	Peak Area
Acetaldehyde	0.980	52.587
Methanol	1.062	25.863
Ethanol	1.356	49.262
Acetone	1.520	46.907
Isopropanol	1.614	90.944
n-Propanol	2.433	171.335



# Scottsdale Police Department Crime Lab Volatiles Analysis

<b>Sample:</b> 30012020-A	<b>Vial:</b> 7
<b>Description:</b> 0.400	<b>LIMS ID:</b>
<b>Method:</b> ethanol quant.M	<b>Sequence:</b> 13Jun23
<b>Instrument:</b> US14173023 CN14160045	<b>Injection date:</b> 6/13/2023 12:55:14 PM
<b>Data file:</b> C:\Users\Public\Documents\ChemStation\1\Data\13Jun23\7.D	<b>Analyst:</b> Brooke

RB

Dissemination is restricted to Criminal Justice Agencies and authorized agencies ONLY. Secondary dissemination to unauthorized agencies is PROHIBITED. Scottsdale City Prosecutor

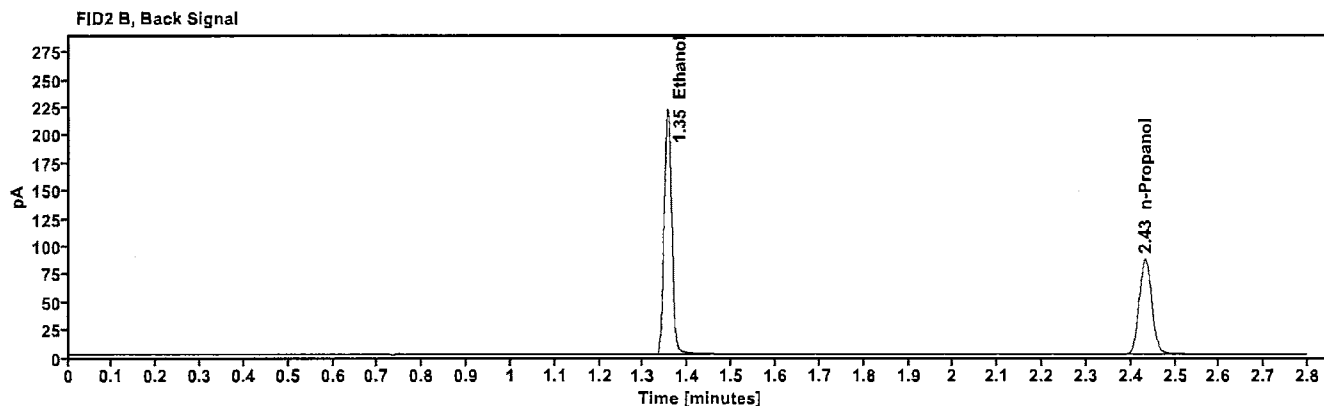
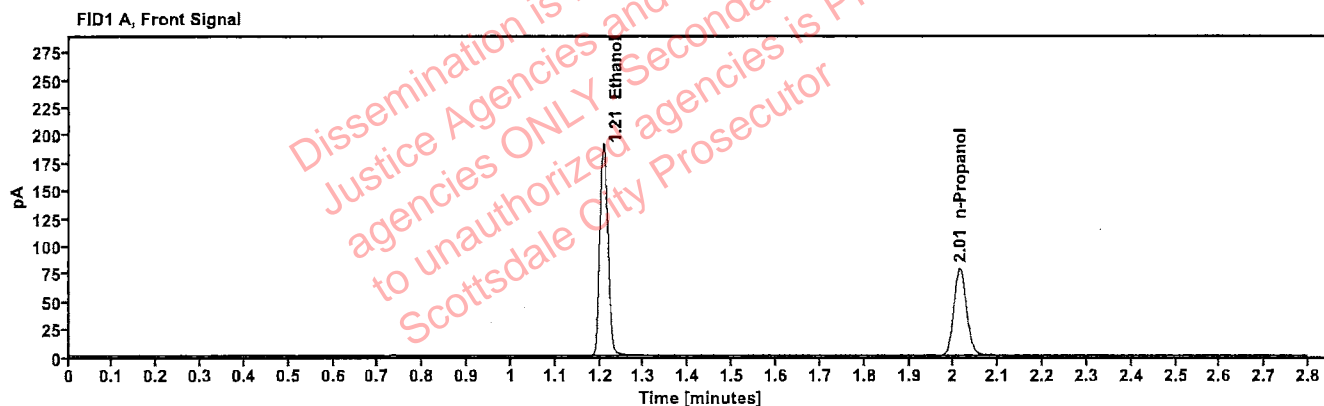


Table 1: FID 1 A (column DB-ALC1)

Compound	Amount (g/100mL)	Time (min)	Peak Area
>Ethanol	0.4013	1.208	242.227
n-Propanol	----	2.014	156.517

Table 2: FID 2 B (column DB-ALC2)

Compound	Time (min)	Peak Area
Ethanol	1.354	265.738
n-Propanol	2.432	170.218

# Scottsdale Police Department Crime Lab Volatiles Analysis

Sample:	14082019-B	Vial:	8
Description:	0.040	LIMS ID:	
Method:	ethanol quant.M	Sequence:	13Jun23
Instrument:	US14173023 CN14160045	Injection date:	6/13/2023 12:59:15 PM
Data file:	C:\Users\Public\Documents\ChemStation\1\Data\13Jun23\8.D	Analyst:	Brooke

*Handwritten initials*

Dissemination is restricted to Criminal Justice Agencies and authorized agencies ONLY. Secondary dissemination to unauthorized agencies is PROHIBITED. Scottsdale City Prosecutor

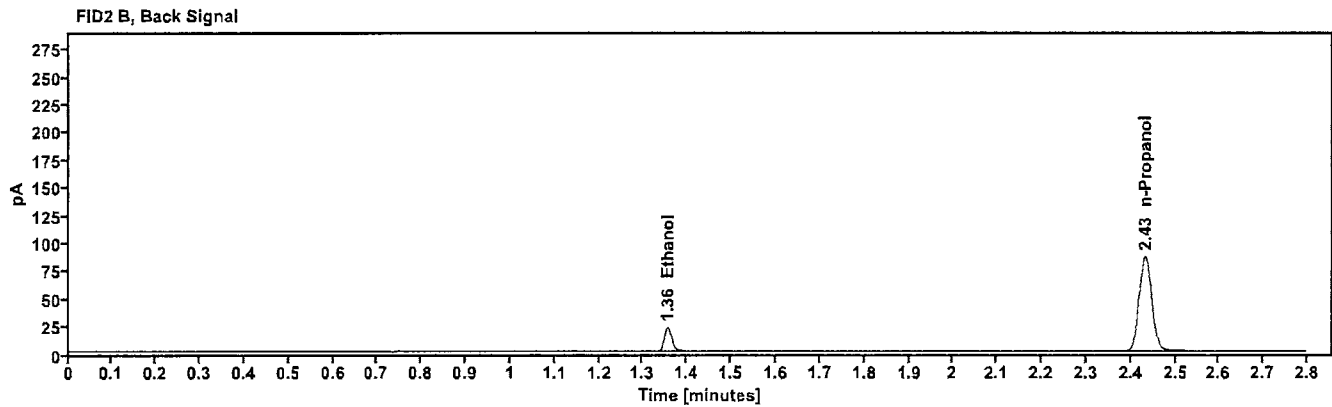
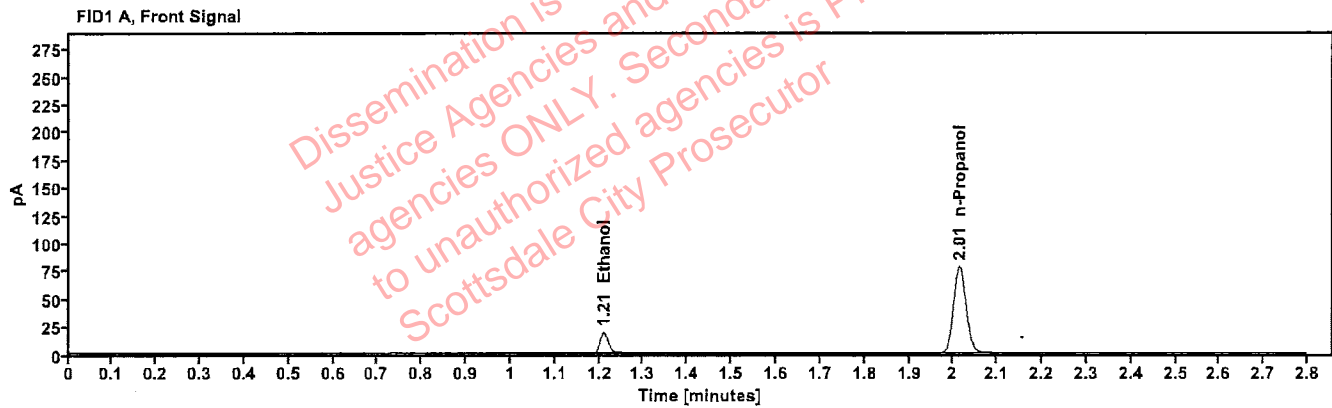


Table 1: FID 1 A (column DB-ALC1)

Compound	Amount (g/100mL)	Time (min)	Peak Area
>Ethanol	0.0407	1.210	24.020
n-Propanol	----	2.014	155.912

Table 2: FID 2 B (column DB-ALC2)

Compound	Time (min)	Peak Area
Ethanol	1.356	26.034
n-Propanol	2.432	169.795

# Scottsdale Police Department Crime Lab Volatiles Analysis

<b>Sample:</b> 4110320133/10	<b>Vial:</b> 9
<b>Description:</b> 0.199	<b>LIMS ID:</b>
<b>Method:</b> ethanol quant.M	<b>Sequence:</b> 13Jun23
<b>Instrument:</b> US14173023 CN14160045	<b>Injection date:</b> 6/13/2023 1:03:14 PM
<b>Data file:</b> C:\Users\Public\Documents\ChemStation\1\Data\13Jun23\9.D	<b>Analyst:</b> Brooke

123

Dissemination is restricted to Criminal Justice Agencies and authorized agencies ONLY. Secondary dissemination to unauthorized agencies is PROHIBITED. Scottsdale City Prosecutor

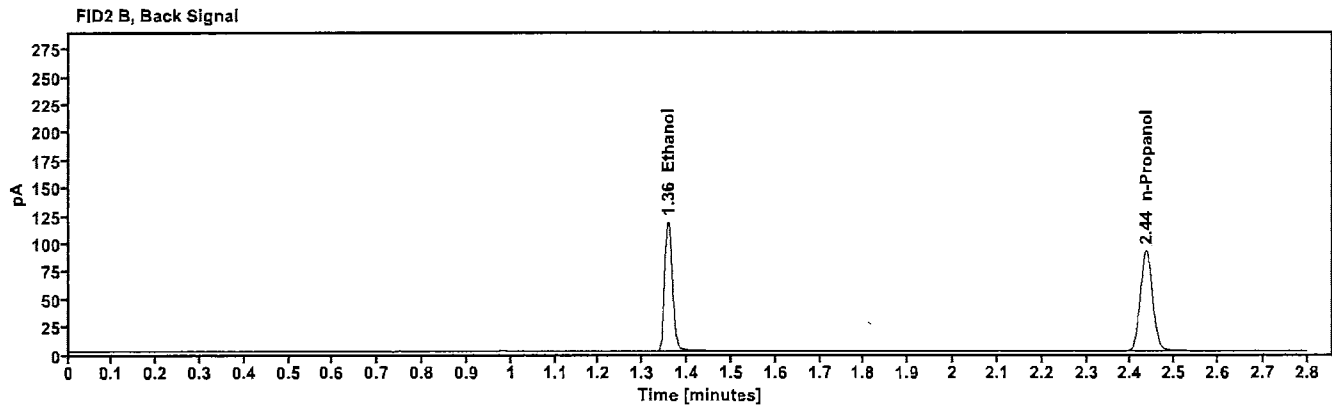
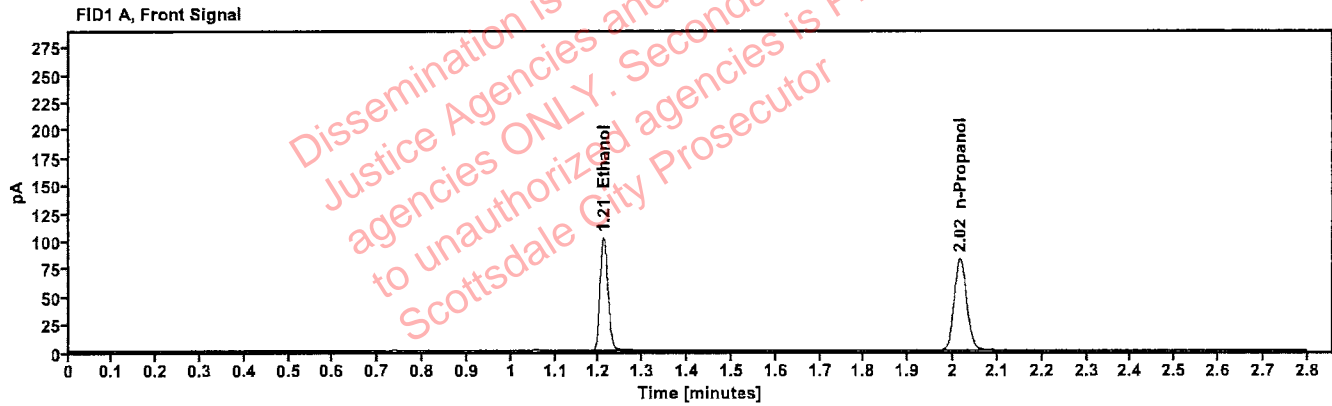


Table 1: FID 1 A (column DB-ALC1)

Compound	Amount (g/100mL)	Time (min)	Peak Area
>Ethanol	0.2045	1.210	130.084
n-Propanol	-----	2.016	165.243

Table 2: FID 2 B (column DB-ALC2)

Compound	Time (min)	Peak Area
Ethanol	1.358	142.210
n-Propanol	2.435	179.582

# Scottsdale Police Department Crime Lab Volatiles Analysis

<b>Sample:</b> 20012020-B	<b>Vial:</b> 20
<b>Description:</b> 0.080	<b>LIMS ID:</b>
<b>Method:</b> ethanol quant.M	<b>Sequence:</b> 13Jun23
<b>Instrument:</b> US14173023 CN14160045	<b>Injection date:</b> 6/13/2023 1:47:44 PM
<b>Data file:</b> C:\Users\Public\Documents\ChemStation\1\Data\13Jun23\20.D	<b>Analyst:</b> Brooke

183

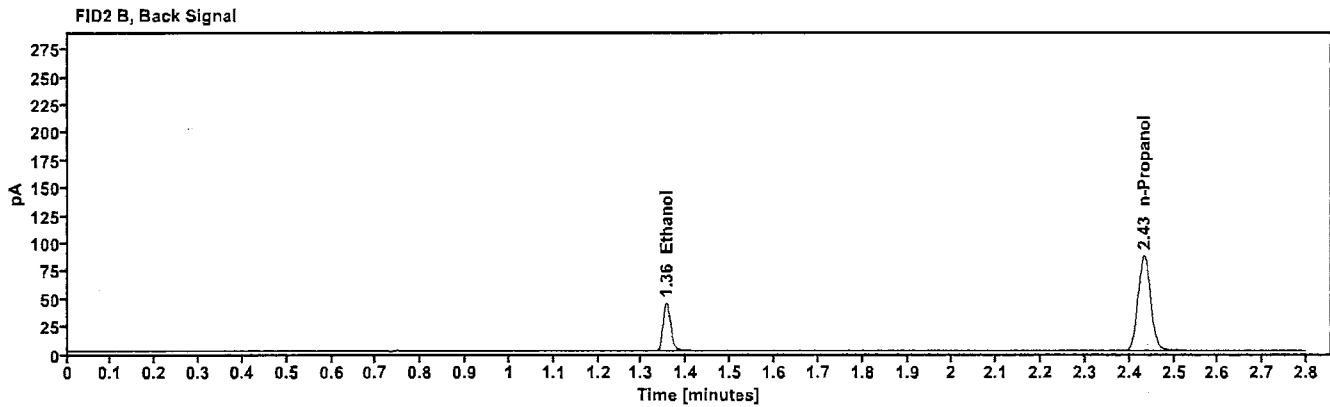
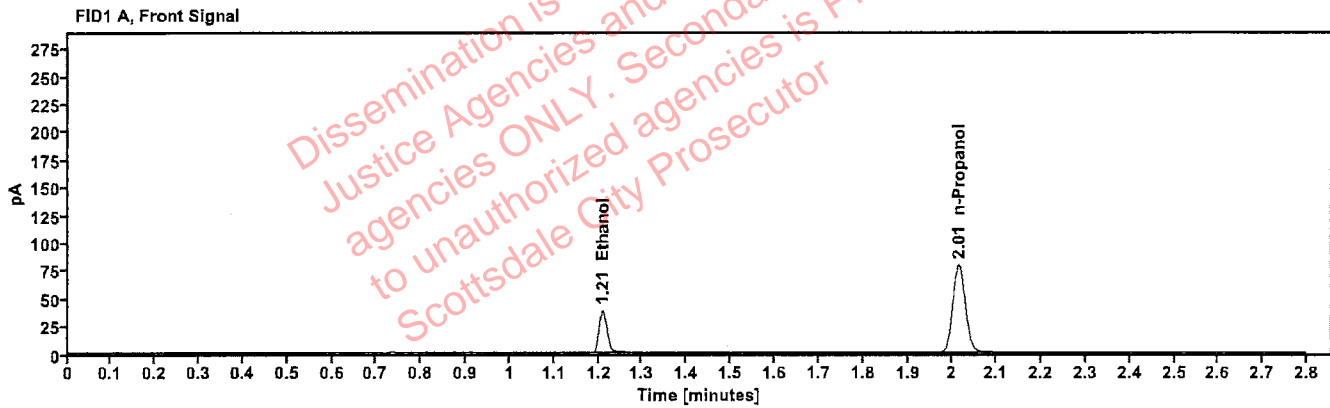


Table 1: FID 1 A (column DB-ALC1)

Compound	Amount (g/100mL)	Time (min)	Peak Area
>Ethanol	0.0803	1.209	48.287
n-Propanol	-----	2.014	157.289

Table 2: FID 2 B (column DB-ALC2)

Compound	Time (min)	Peak Area
Ethanol	1.355	52.770
n-Propanol	2.432	171.060

# Scottsdale Police Department Crime Lab Volatiles Analysis

<b>Sample:</b> 4110320133/10	<b>Vial:</b> 31
<b>Description:</b> 0.199	<b>LIMS ID:</b>
<b>Method:</b> ethanol quant.M	<b>Sequence:</b> 13Jun23
<b>Instrument:</b> US14173023 CN14160045	<b>Injection date:</b> 6/13/2023 2:32:14 PM
<b>Data file:</b> C:\Users\Public\Documents\ChemStation\1\Data\13Jun23\31.D	<b>Analyst:</b> Brooke

*PK*

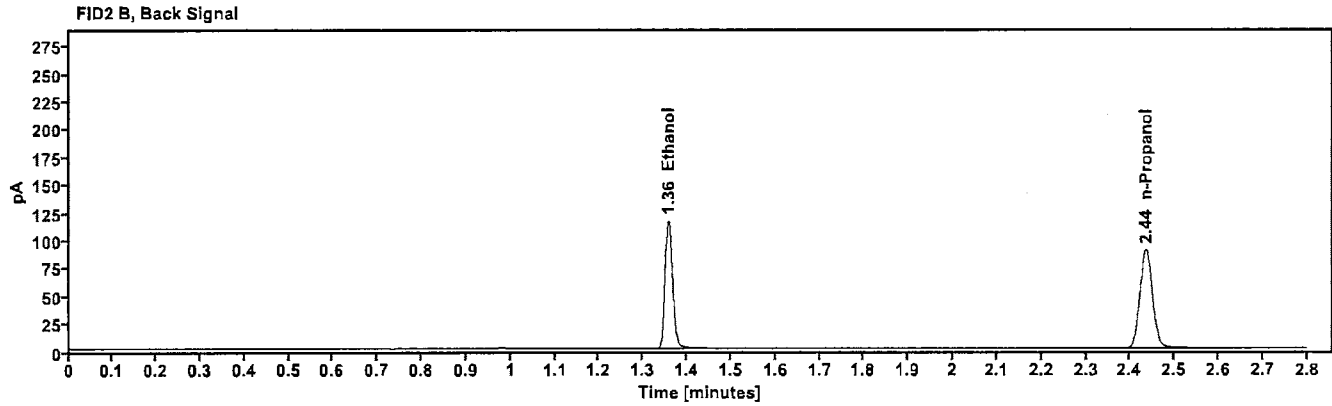
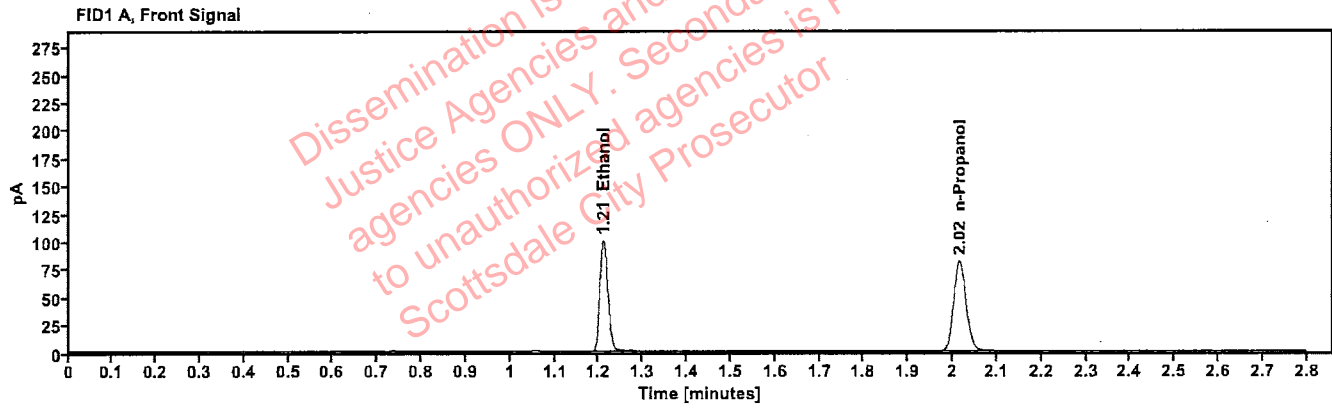


Table 1: FID 1 A (column DB-ALC1)

Compound	Amount (g/100mL)	Time (min)	Peak Area
>Ethanol	0.2046	1.210	128.067
n-Propanol	-----	2.016	162.636

Table 2: FID 2 B (column DB-ALC2)

Compound	Time (min)	Peak Area
Ethanol	1.358	140.394
n-Propanol	2.435	176.994

# Scottsdale Police Department Crime Lab Volatiles Analysis

Sample:	20012020-B	Vial:	42
Description:	0.080	LIMS ID:	
Method:	ethanol quant.M	Sequence:	13Jun23
Instrument:	US14173023 CN14160045	Injection date:	6/13/2023 3:16:30 PM
Data file:	C:\Users\Public\Documents\ChemStation\1\Data\13Jun23\42.D	Analyst:	Brooke <span style="float: right;">PB</span>

Dissemination is restricted to Criminal Justice Agencies and authorized agencies ONLY. Secondary dissemination to unauthorized agencies is PROHIBITED. Scottsdale City Prosecutor

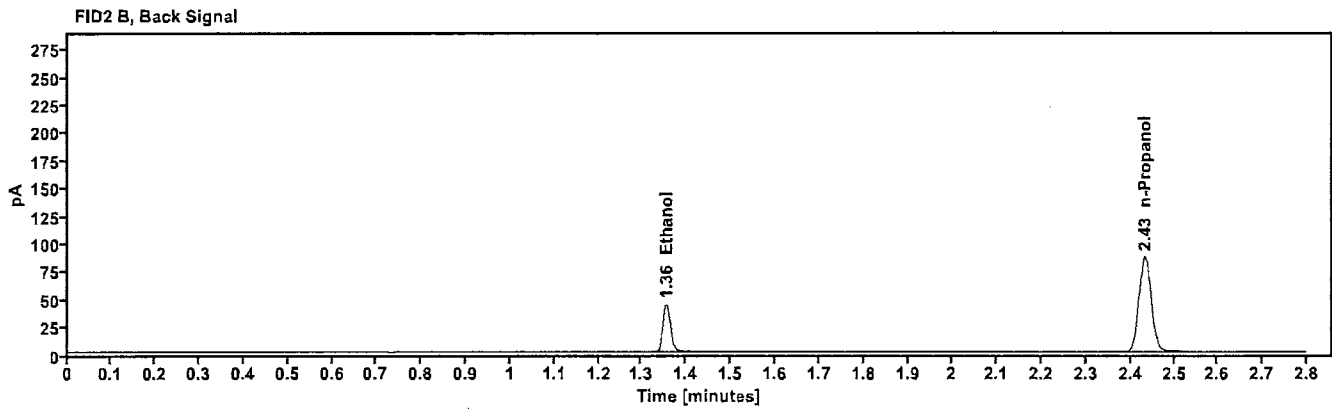
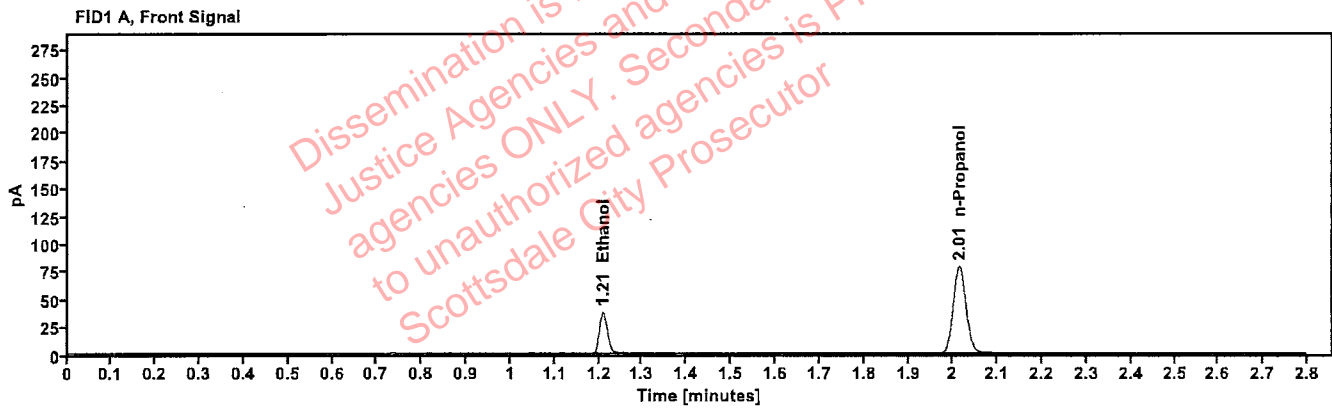


Table 1: FID 1 A (column DB-ALC1)

Compound	Amount (g/100mL)	Time (min)	Peak Area
>Ethanol	0.0800	1.209	47.960
n-Propanol	-----	2.014	156.862

Table 2: FID 2 B (column DB-ALC2)

Compound	Time (min)	Peak Area
Ethanol	1.355	52.345
n-Propanol	2.433	170.800

# Scottsdale Police Department Crime Lab Volatiles Analysis

<b>Sample:</b>	30012020-A	<b>Vial:</b>	53
<b>Description:</b>	0.400	<b>LIMS ID:</b>	
<b>Method:</b>	ethanol quant.M	<b>Sequence:</b>	13Jun23
<b>Instrument:</b>	US14173023 CN14160045	<b>Injection date:</b>	6/13/2023 4:01:00 PM
<b>Data file:</b>	C:\Users\Public\Documents\ChemStation\1\Data\13Jun23\53.D	<b>Analyst:</b>	Brooke

YB

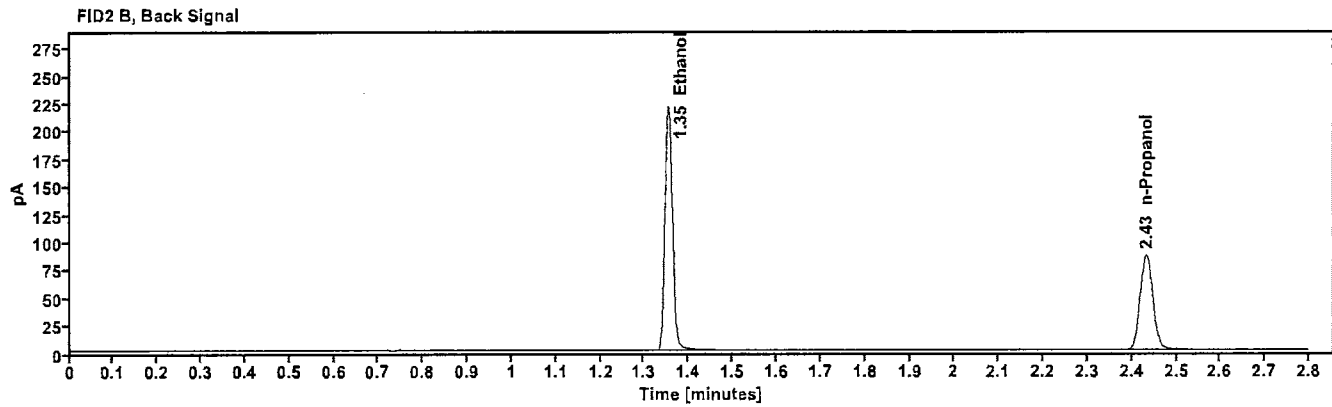
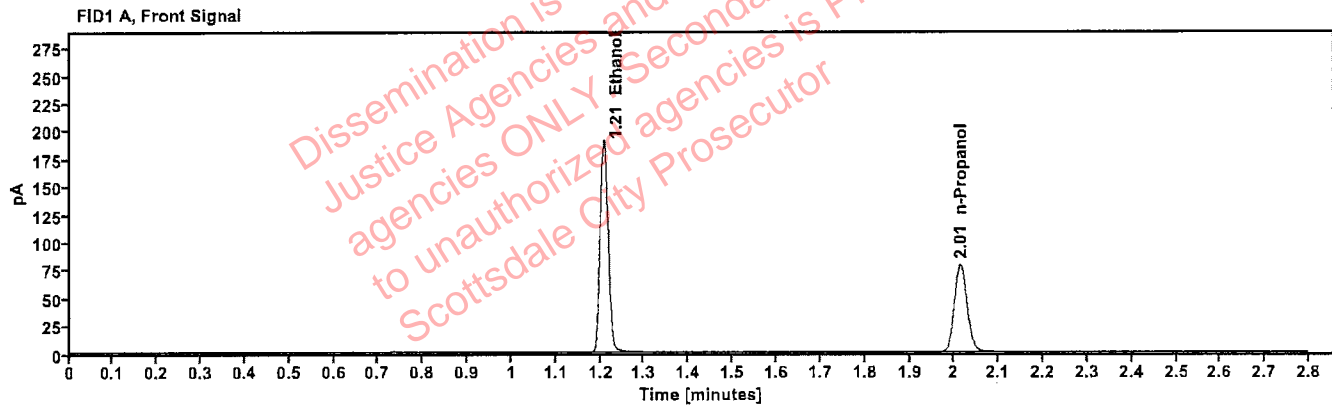


Table 1: FID 1 A (column DB-ALC1)

Compound	Amount (g/100mL)	Time (min)	Peak Area
>Ethanol	0.4013	1.208	242.398
n-Propanol	---	2.014	156.622

Table 2: FID 2 B (column DB-ALC2)

Compound	Time (min)	Peak Area
Ethanol	1.354	266.582
n-Propanol	2.432	170.508

# Scottsdale Police Department Crime Lab Volatiles Analysis

73

<b>Sample:</b> 14082019-B	<b>Vial:</b> 54
<b>Description:</b> 0.040	<b>LIMS ID:</b>
<b>Method:</b> ethanol quant.M	<b>Sequence:</b> 13Jun23
<b>Instrument:</b> US14173023 CN14160045	<b>Injection date:</b> 6/13/2023 4:05:00 PM
<b>Data file:</b> C:\Users\Public\Documents\ChemStation\1\Data\13Jun23\54.D	<b>Analyst:</b> Brooke

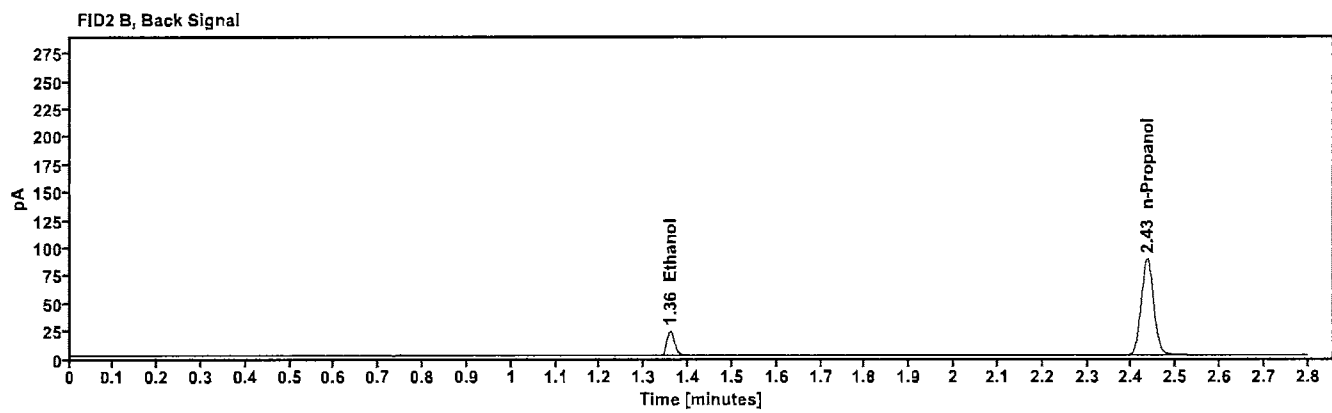
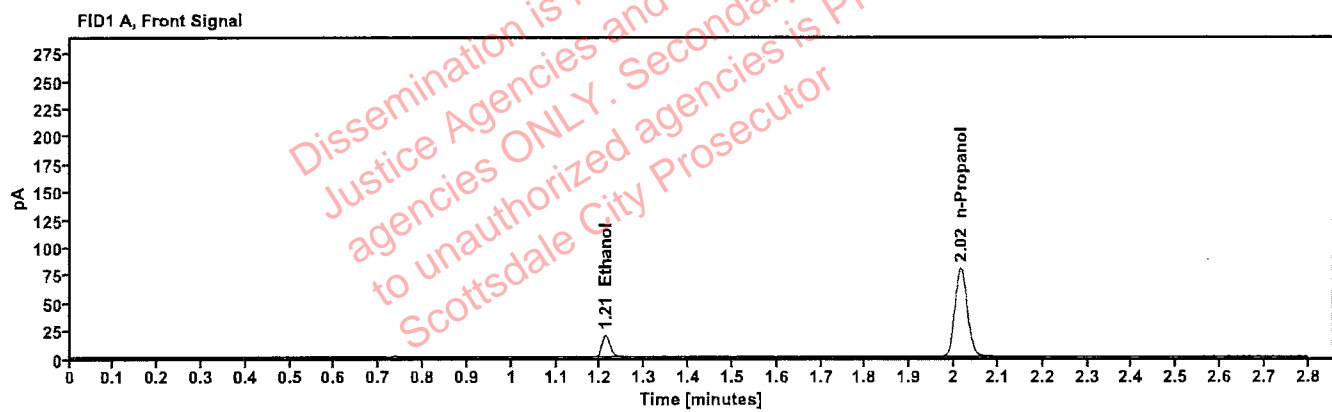


Table 1: FID 1 A (column DB-ALC1)

Compound	Amount (g/100mL)	Time (min)	Peak Area
>Ethanol	0.0412	1.211	24.824
n-Propanol	---	2.015	159.410

Table 2: FID 2 B (column DB-ALC2)

Compound	Time (min)	Peak Area
Ethanol	1.358	27.159
n-Propanol	2.435	173.478



# Scottsdale Police Department Crime Lab Volatiles Analysis

PB

<b>Sample:</b> 4110320133/10	<b>Vial:</b> 55
<b>Description:</b> 0.199	<b>LIMS ID:</b>
<b>Method:</b> ethanol quant.M	<b>Sequence:</b> 13Jun23
<b>Instrument:</b> US14173023 CN14160045	<b>Injection date:</b> 6/13/2023 4:09:14 PM
<b>Data file:</b> C:\Users\Public\Documents\ChemStation\1\Data\13Jun23\55.D	<b>Analyst:</b> Brooke

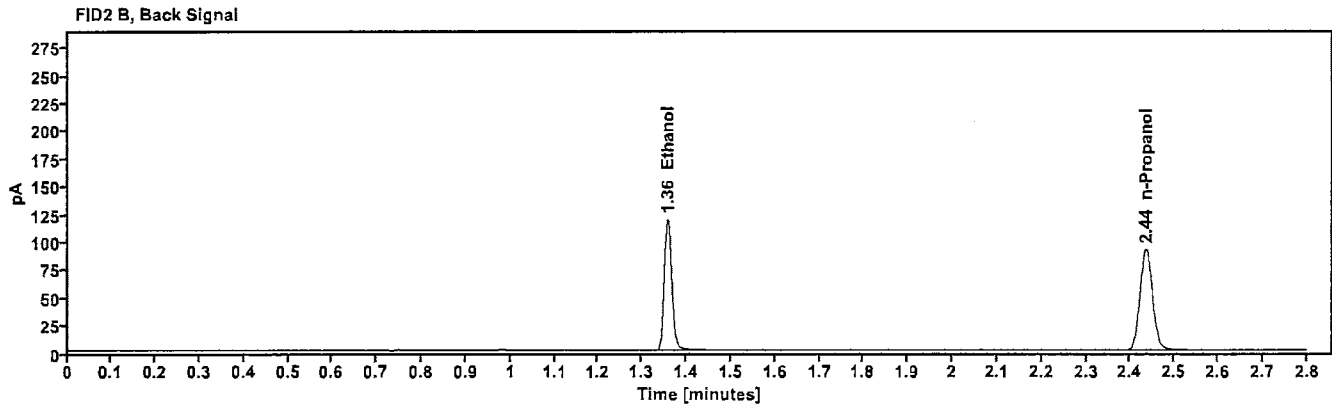
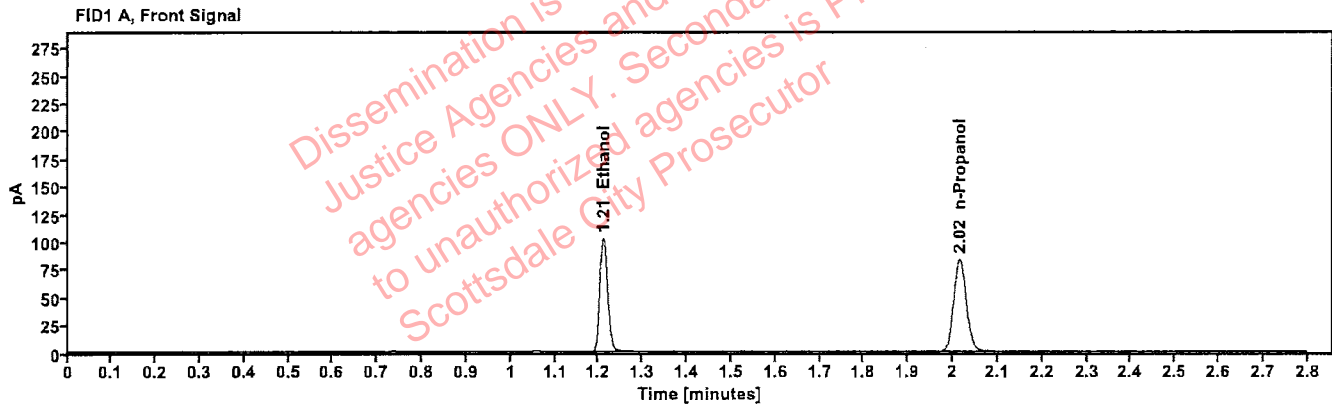


Table 1: FID 1 A (column DB-ALC1)

Compound	Amount (g/100mL)	Time (min)	Peak Area
>Ethanol	0.2046	1.210	130.908
n-Propanol	---	2.016	166.265

Table 2: FID 2 B (column DB-ALC2)

Compound	Time (min)	Peak Area
Ethanol	1.357	143.237
n-Propanol	2.435	181.067

# Scottsdale Police Department Crime Lab Volatiles Analysis

JPB

Sample:	031623AQ	Vial:	56
Description:	Negative	LIMS ID:	
Method:	ethanol quant.M	Sequence:	13Jun23
Instrument:	US14173023 CN14160045	Injection date:	6/13/2023 4:13:15 PM
Data file:	C:\Users\Public\Documents\ChemStation\1\Data\13Jun23\56.D	Analyst:	Brooke

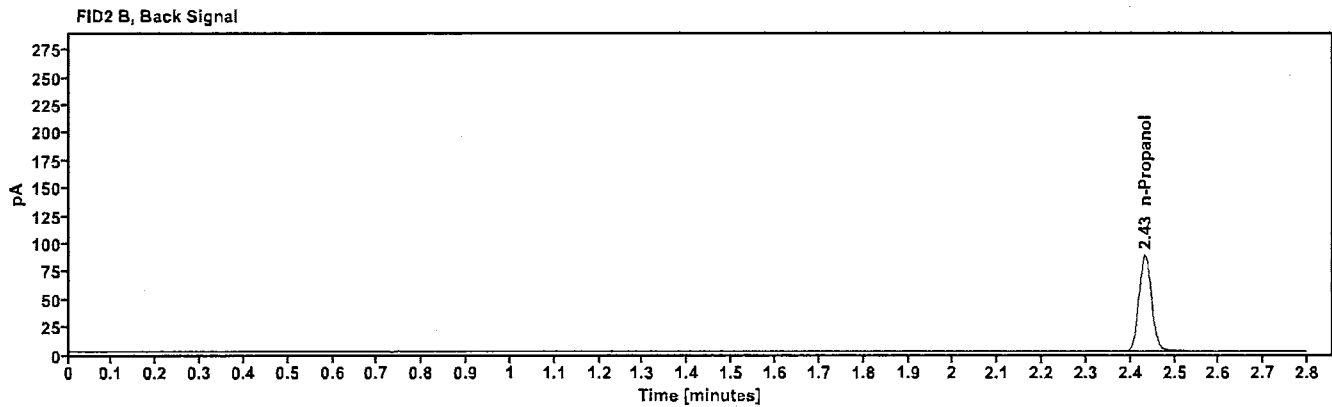
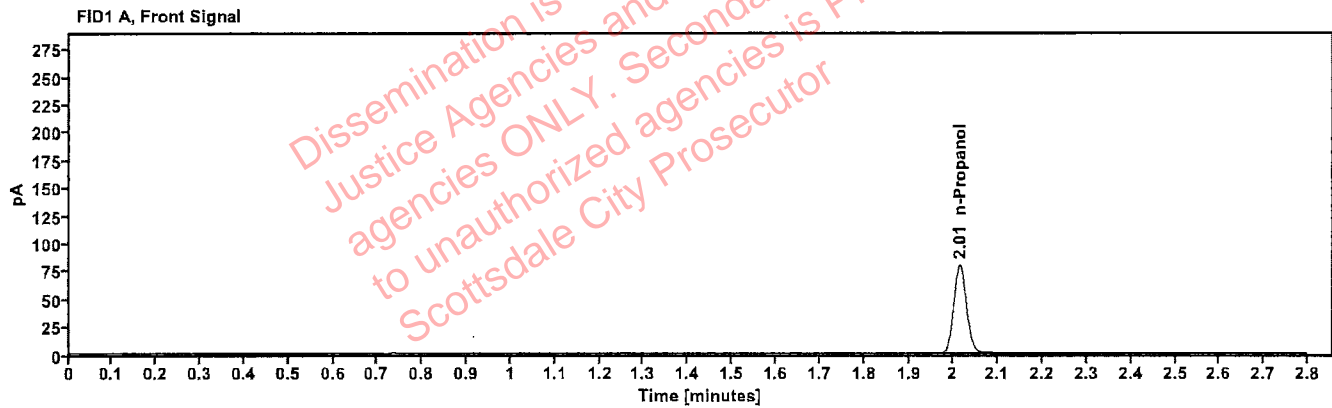


Table 1: FID 1 A (column DB-ALC1)

Compound	Amount (g/100mL)	Time (min)	Peak Area
n-Propanol	-----	2.014	158.293

Table 2: FID 2 B (column DB-ALC2)

Compound	Time (min)	Peak Area
n-Propanol	2.433	172.325

# Sequence Summary

Sequence name: 13Jun23      Instrument: US14173023 CN14160045      Analyst: Brooke



Vial	Sample	Description	Type	LIMS ID	Method
1	FN10051909	0.020 calibrator	Calibration		ethanol quant.M
2	FN05311902	0.100 calibrator	Calibration		ethanol quant.M
3	FN02052101	0.200 calibrator	Calibration		ethanol quant.M
4	FN03052102	0.400 calibrator	Calibration		ethanol quant.M
5	011823WB	Negative	Control		ethanol quant.M
6	050721MIX	Volatiles mix	Control		ethanol quant.M
7	30012020-A	0.400	Control		ethanol quant.M
8	14082019-B	0.040	Control		ethanol quant.M
9	4110320133/10	0.199	Control		ethanol quant.M
10	2311158-2		Sample		ethanol quant.M
11	2311158-2		Sample		ethanol quant.M
12	2311167-2		Sample		ethanol quant.M
13	2311167-2		Sample		ethanol quant.M
14	2311220-3		Sample		ethanol quant.M
15	2311220-3		Sample		ethanol quant.M
16	2311082-2		Sample		ethanol quant.M
17	2311082-2		Sample		ethanol quant.M
18	2311227-2		Sample		ethanol quant.M
19	2311227-2		Sample		ethanol quant.M
20	20012020-B	0.080	Control		ethanol quant.M
21	2311345-2		Sample		ethanol quant.M
22	2311345-2		Sample		ethanol quant.M
23	2222417-1		Sample		ethanol quant.M
24	2222417-1		Sample		ethanol quant.M
25	2311486-2		Sample		ethanol quant.M
26	2311486-2		Sample		ethanol quant.M
27	2311485-2		Sample		ethanol quant.M
28	2311485-2		Sample		ethanol quant.M
29	2301674-2		Sample		ethanol quant.M
30	2301674-2		Sample		ethanol quant.M
31	4110320133/10	0.199	Control		ethanol quant.M
32	2311553-2		Sample		ethanol quant.M
33	2311553-2		Sample		ethanol quant.M
34	2311631-2		Sample		ethanol quant.M
35	2311631-2		Sample		ethanol quant.M
36	2311641-2		Sample		ethanol quant.M
37	2311641-2		Sample		ethanol quant.M
38	2311646-2		Sample		ethanol quant.M
39	2311646-2		Sample		ethanol quant.M
40	2311773-1		Sample		ethanol quant.M
41	2311773-1		Sample		ethanol quant.M
42	20012020-B	0.080	Control		ethanol quant.M
43	1442798		Sample		ethanol quant.M
44	1442798		Sample		ethanol quant.M
45	2309697-5		Sample		ethanol quant.M
46	2309697-5		Sample		ethanol quant.M
47	2311849-2		Sample		ethanol quant.M

# Sequence Summary

113

48	2311849-2		Sample		ethanol quant.M
49	2311922-3		Sample		ethanol quant.M
50	2311922-3		Sample		ethanol quant.M
51	2312014-2		Sample		ethanol quant.M
52	2312014-2		Sample		ethanol quant.M
53	30012020-A	0.400	Control		ethanol quant.M
54	14082019-B	0.040	Control		ethanol quant.M
55	4110320133/10	0.199	Control		ethanol quant.M
56	031623AQ	Negative	Control		ethanol quant.M

Dissemination is restricted to Criminal Justice Agencies and authorized agencies ONLY. Secondary dissemination to unauthorized agencies is PROHIBITED.  
Scottsdale City Prosecutor

# Scottsdale Police Department Crime Laboratory Summary of Cases

YB

SEQUENCE NAME: 13Jun23

ANALYST: Brooke

Vials	Test 1 (g/dL)	Test 2 (g/dL)	Mean (g/dL)	Percent Difference*	Absolute Difference (g/dL)*
10 11	0.1511	0.1524	0.15175	0.43	0.00065
12 13	0.1818	0.1828	0.18230	0.27	0.00050
14 15	0.1568	0.1570	0.15690	0.06	0.00010
16 17	0.2407	0.2397	0.24020	0.21	0.00050
18 19	0.1504	0.1512	0.15080	0.27	0.00040
21 22	0.1950	0.1958	0.19540	0.20	0.00040
23 24	0.1338	0.1352	0.13450	0.52	0.00070
25 26	0.0939	0.0924	0.09315	0.81	0.00075
27 28	0.1171	0.1165	0.11680	0.26	0.00030
29 30	0.1098	0.1097	0.10975	0.05	0.00005
32 33	0.1733	0.1730	0.17315	0.09	0.00015
34 35	0.1554	0.1525	0.15395	0.94	0.00145
36 37	0.1687	0.1658	0.16725	0.87	0.00145
38 39	0.0434	0.0429	0.04315	0.58	0.00025
40 41	0.1492	0.1505	0.14985	0.43	0.00065
43 44	0.1414	0.1408	0.14110	0.21	0.00030
45 46	0.0000	0.0000	0.00000	0.00	0.00000
47 48	0.1542	0.1540	0.15410	0.06	0.00010
49 50	0.0867	0.0869	0.08680	0.12	0.00010
51 52	0.1224	0.1224	0.12240	0.00	0.00000

\*Calculated differences are differences from the mean of the two results.



[REDACTED]: Brooke, Phillip - (14-Jun-2023)

Case: [REDACTED] User: pbrooke 6/14/2023

### Scottsdale Police Department Crime Lab Volatiles Analysis

Sample:	2311158-2	Vial:	10
Description:	[REDACTED]	LIMS ID:	[REDACTED]
Method:	ethanol quant.M	Sequence:	13Jun23
Instrument:	US14173023 CN14160045	Injection date:	6/13/2023 1:07:14 PM
Data file:	C:\Users\Public\Documents\ChemStation\1\Data\13Jun23\10.D	Analyst:	Brooke

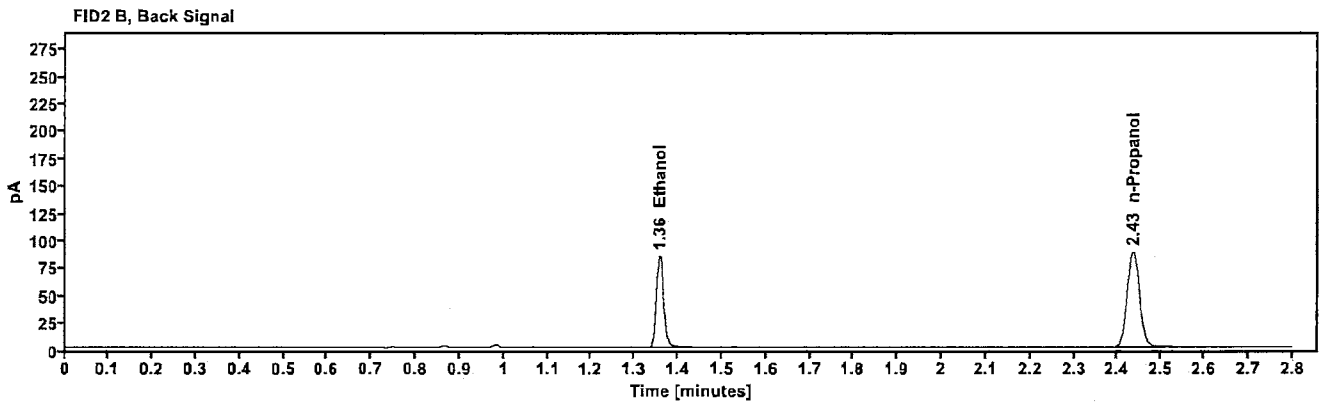
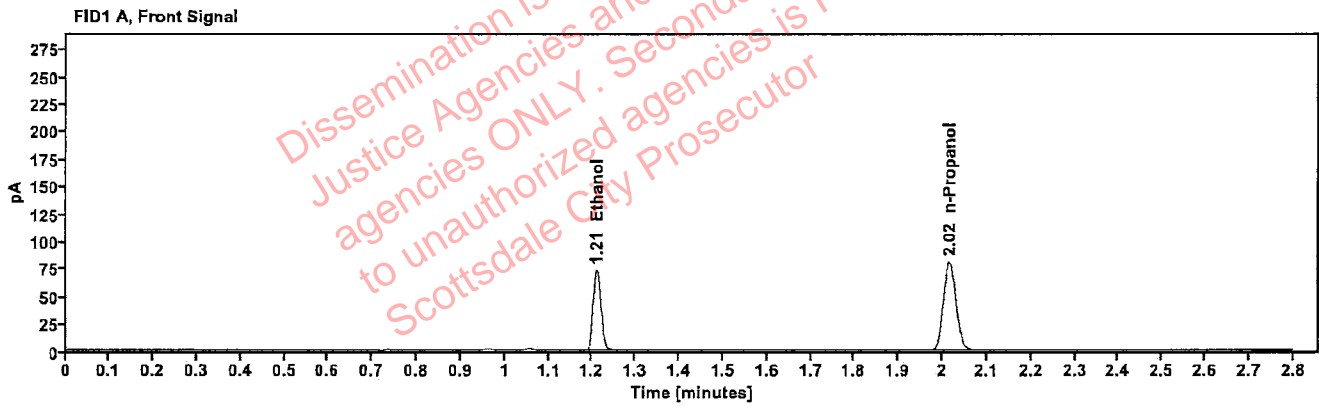


Table 1: FID 1 A (column DB-ALC1)

Compound	Amount (g/100mL)	Time (min)	Peak Area
>Ethanol	0.1511	1.210	92.960
n-Propanol	-----	2.016	160.065

Table 2: FID 2 B (column DB-ALC2)

Compound	Time (min)	Peak Area
Ethanol	1.357	101.183
n-Propanol	2.435	174.038

[REDACTED]: Brooke, Phillip - (14-Jun-2023)

Case: [REDACTED] User: pbrooke 6/14/2023

### Scottsdale Police Department Crime Lab Volatiles Analysis

Sample:	2311158-2	Vial:	11
Description:	[REDACTED]	LIMS ID:	[REDACTED]
Method:	ethanol quant.M	Sequence:	13Jun23
Instrument:	US14173023 CN14160045	Injection date:	6/13/2023 1:11:15 PM
Data file:	C:\Users\Public\Documents\ChemStation\1\Data\13Jun23\11.D	Analyst:	Brooke

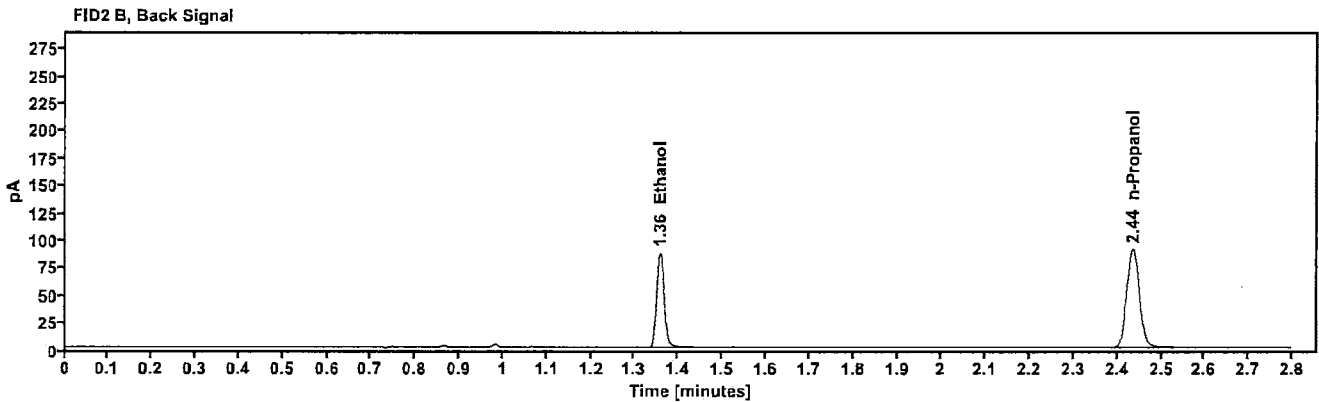
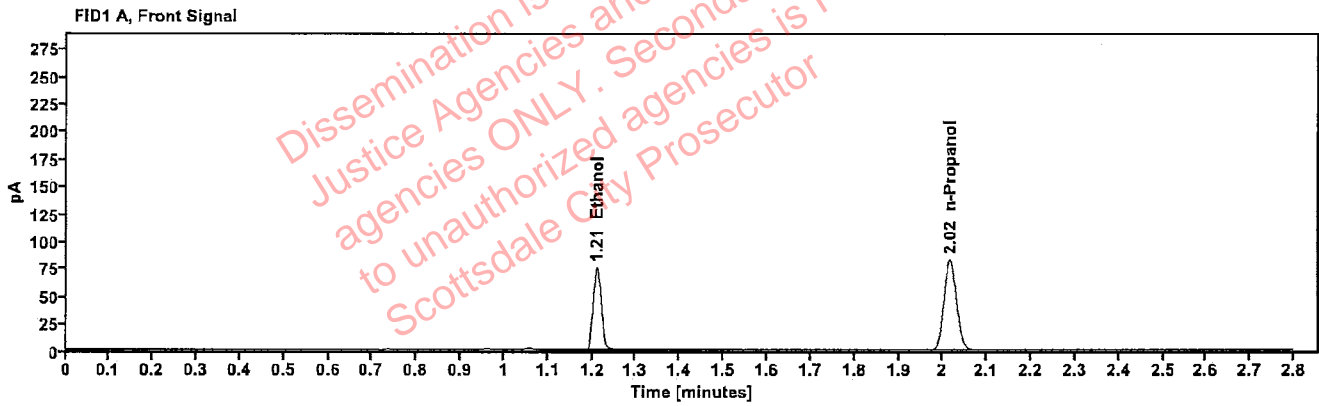


Table 1: FID 1 A (column DB-ALC1)

Compound	Amount (g/100mL)	Time (min)	Peak Area
>Ethanol	0.1524	1.210	96.349
n-Propanol	---	2.016	164.504

Table 2: FID 2 B (column DB-ALC2)

Compound	Time (min)	Peak Area
Ethanol	1.358	104.951
n-Propanol	2.435	178.931



[REDACTED]: Brooke, Phillip - (14-Jun-2023)

Case: [REDACTED] User: pbrooke 6/14/2023

### Scottsdale Police Department Crime Lab Volatiles Analysis

Sample:	2311167-2	Vial:	12
Description:	[REDACTED]	LIMS ID:	[REDACTED]
Method:	ethanol quant.M	Sequence:	13Jun23
Instrument:	US14173023 CN14160045	Injection date:	6/13/2023 1:15:14 PM
Data file:	C:\Users\Public\Documents\ChemStation\1\Data\13Jun23\12.D	Analyst:	Brooke

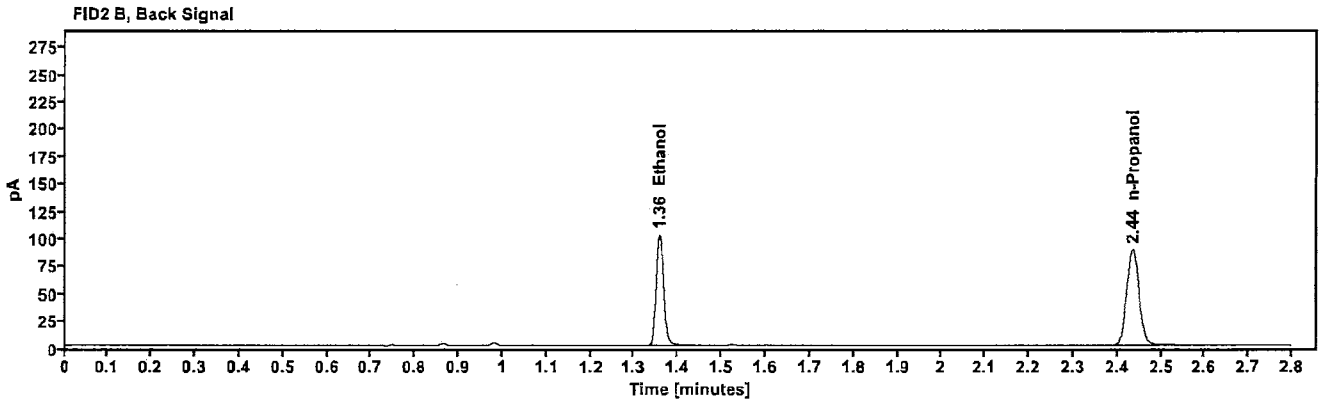
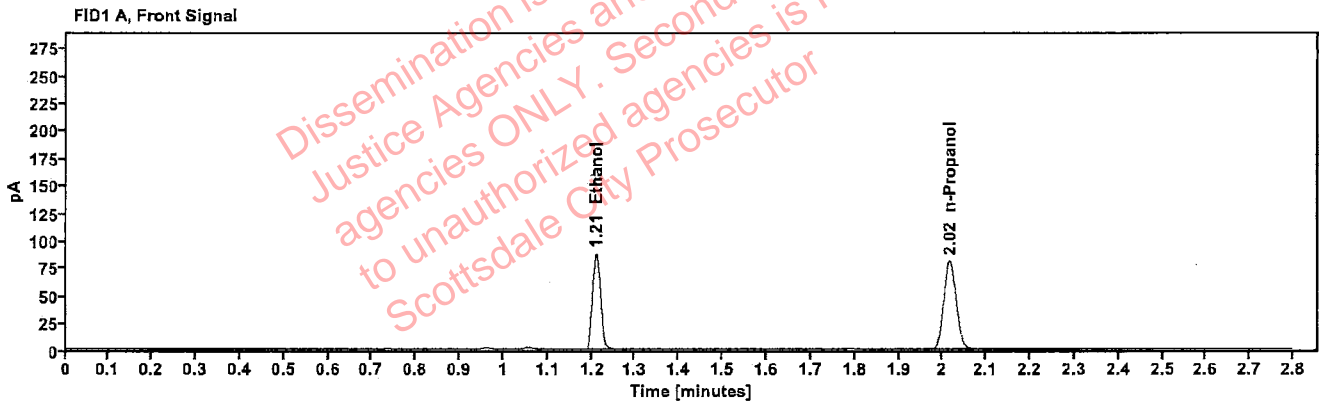


Table 1: FID 1 A (column DB-ALC1)

Compound	Amount (g/100mL)	Time (min)	Peak Area
>Ethanol	0.1818	1.210	112.103
n-Propanol	-----	2.016	160.287

Table 2: FID 2 B (column DB-ALC2)

Compound	Time (min)	Peak Area
Ethanol	1.357	122.633
n-Propanol	2.435	174.261

[REDACTED]: Brooke, Phillip - (14-Jun-2023)

Case: [REDACTED] User: pbrooke 6/14/2023

### Scottsdale Police Department Crime Lab Volatiles Analysis

Sample:	2311167-2	Vial:	13
Description:	[REDACTED]	LIMS ID:	[REDACTED]
Method:	ethanol quant.M	Sequence:	13Jun23
Instrument:	US14173023 CN14160045	Injection date:	6/13/2023 1:19:29 PM
Data file:	C:\Users\Public\Documents\ChemStation\1\Data\13Jun23\13.D	Analyst:	Brooke

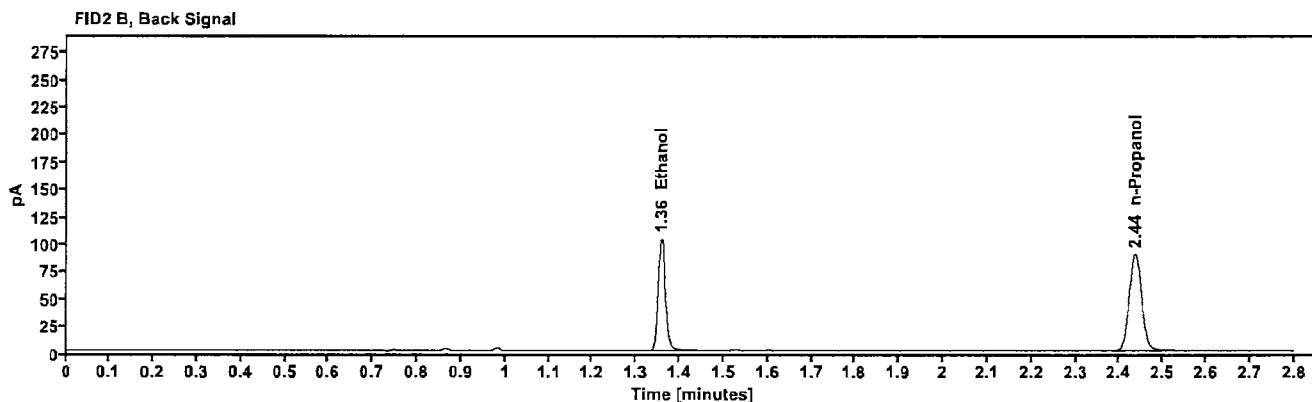
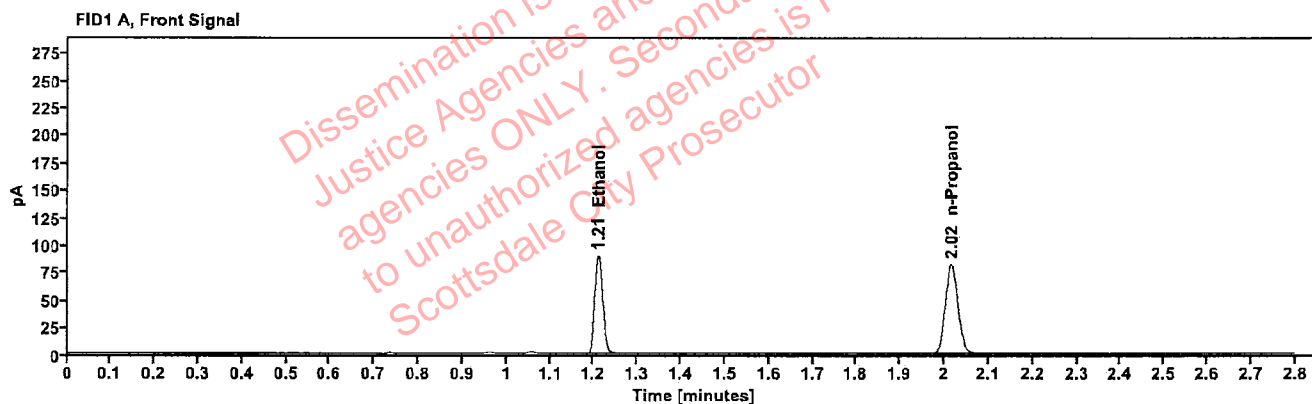


Table 1: FID 1 A (column DB-ALC1)

Compound	Amount (g/100mL)	Time (min)	Peak Area
>Ethanol	0.1828	1.210	114.247
n-Propanol	-----	2.016	162.506

Table 2: FID 2 B (column DB-ALC2)

Compound	Time (min)	Peak Area
Ethanol	1.358	124.660
n-Propanol	2.436	176.787

[REDACTED]: Brooke, Phillip - (14-Jun-2023)

Case: [REDACTED] User: pbrooke 6/14/2023

### Scottsdale Police Department Crime Lab Volatiles Analysis

Sample:	2311220-3	Vial:	14
Description:	[REDACTED]	LIMS ID:	[REDACTED]
Method:	ethanol quant.M	Sequence:	13Jun23
Instrument:	US14173023 CN14160045	Injection date:	6/13/2023 1:23:30 PM
Data file:	C:\Users\Public\Documents\ChemStation\1\Data\13Jun23\14.D	Analyst:	Brooke

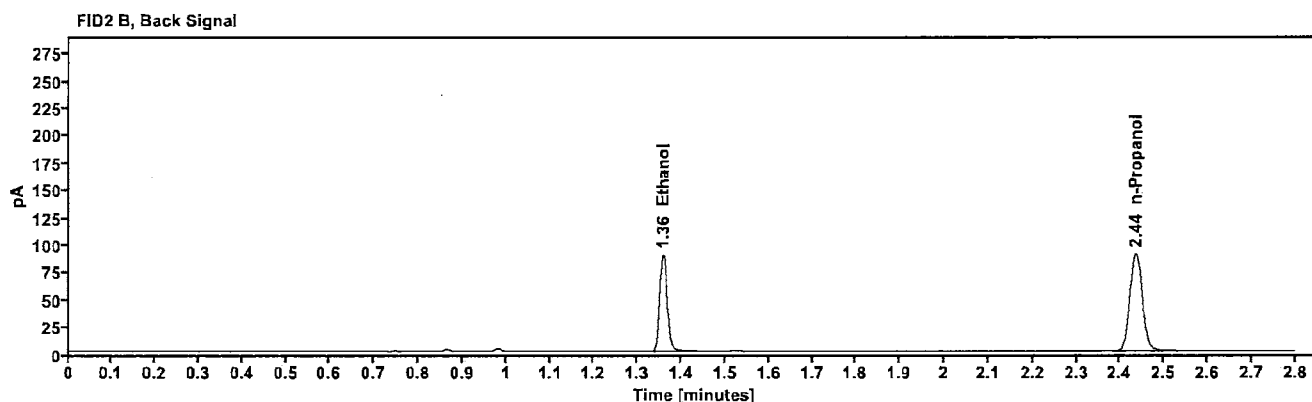
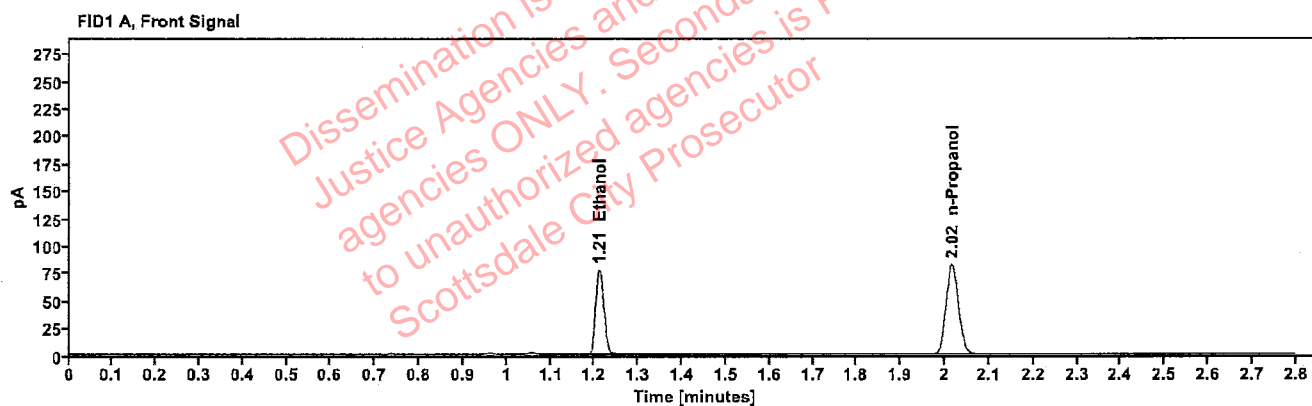


Table 1: FID 1 A (column DB-ALC1)

Compound	Amount (g/100mL)	Time (min)	Peak Area
>Ethanol	0.1568	1.210	98.690
n-Propanol	---	2.016	163.693

Table 2: FID 2 B (column DB-ALC2)

Compound	Time (min)	Peak Area
Ethanol	1.358	107.996
n-Propanol	2.436	177.705

[REDACTED]: Brooke, Phillip - (14-Jun-2023)

Case: [REDACTED] User: pbrooke 6/14/2023

### Scottsdale Police Department Crime Lab Volatiles Analysis

Sample:	2311220-3	Vial:	15
Description:	[REDACTED]	LIMS ID:	[REDACTED]
Method:	ethanol quant.M	Sequence:	13Jun23
Instrument:	US14173023 CN14160045	Injection date:	6/13/2023 1:27:29 PM
Data file:	C:\Users\Public\Documents\ChemStation\1\Data\13Jun23\15.D	Analyst:	Brooke

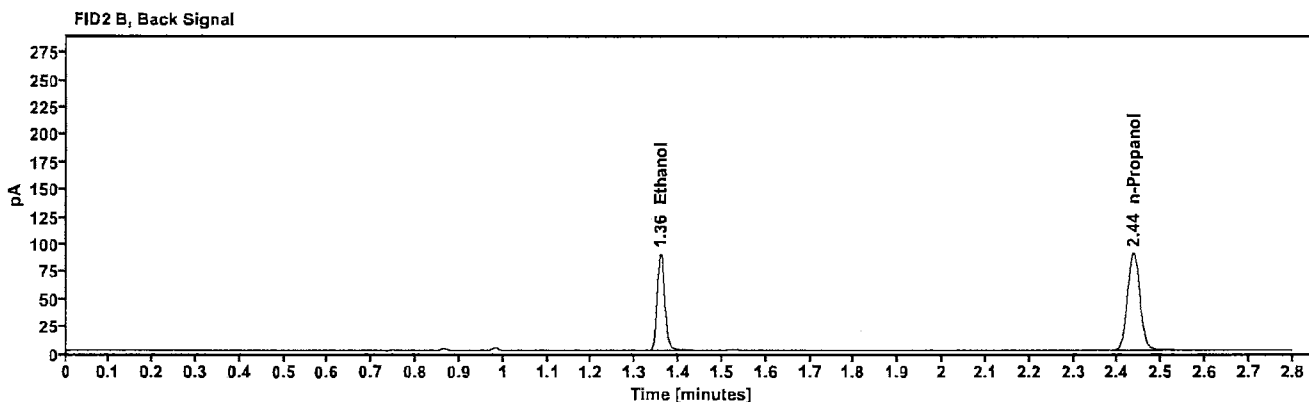
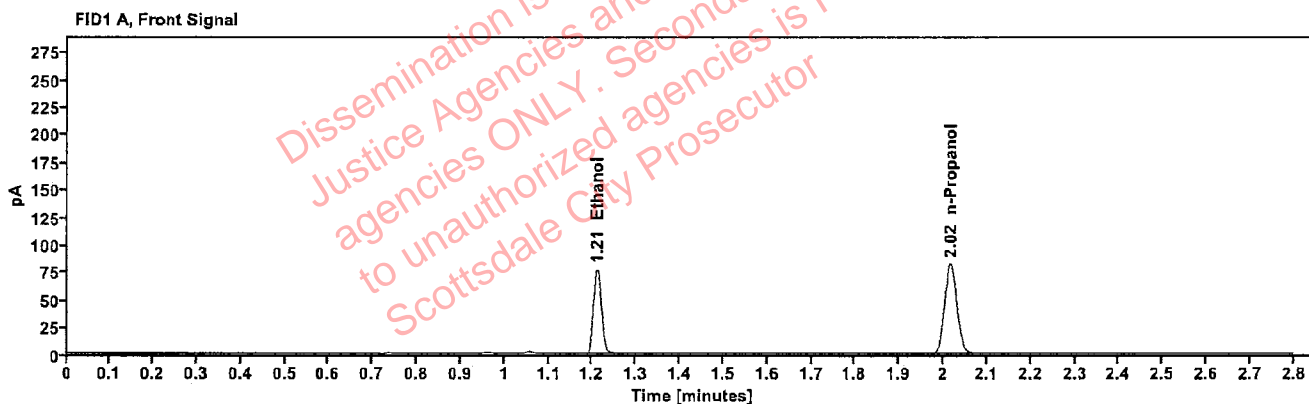


Table 1: FID 1 A (column DB-ALC1)

Compound	Amount (g/100mL)	Time (min)	Peak Area
>Ethanol	0.1570	1.210	98.867
n-Propanol	-----	2.016	163.835

Table 2: FID 2 B (column DB-ALC2)

Compound	Time (min)	Peak Area
Ethanol	1.358	107.984
n-Propanol	2.436	178.005

[REDACTED]: Brooke, Phillip - (14-Jun-2023)

Case: [REDACTED] User: pbrooke 6/14/2023

### Scottsdale Police Department Crime Lab Volatiles Analysis

Sample:	2311082-2	Vial:	16
Description:	[REDACTED]	LIMS ID:	[REDACTED]
Method:	ethanol quant.M	Sequence:	13Jun23
Instrument:	US14173023 CN14160045	Injection date:	6/13/2023 1:31:29 PM
Data file:	C:\Users\Public\Documents\ChemStation\1\Data\13Jun23\16.D	Analyst:	Brooke

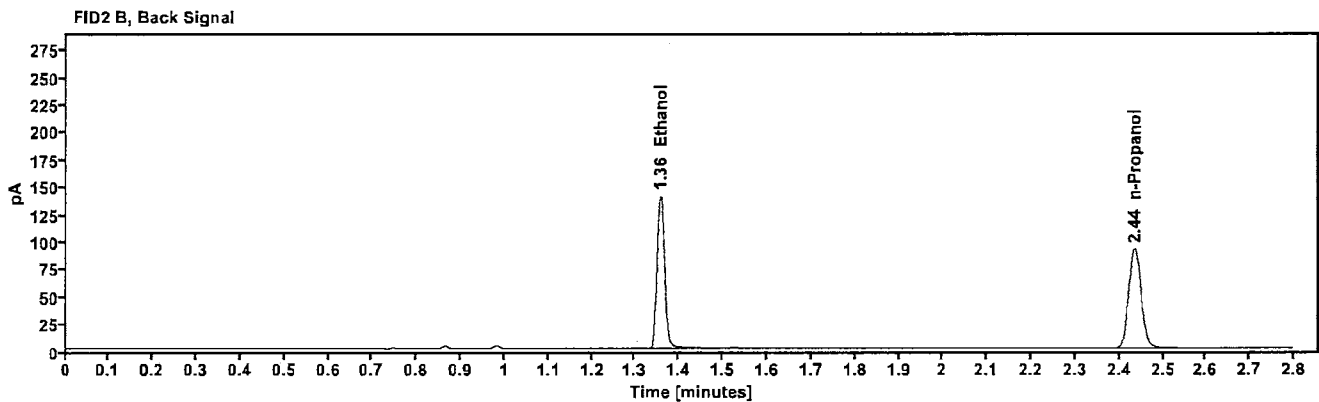
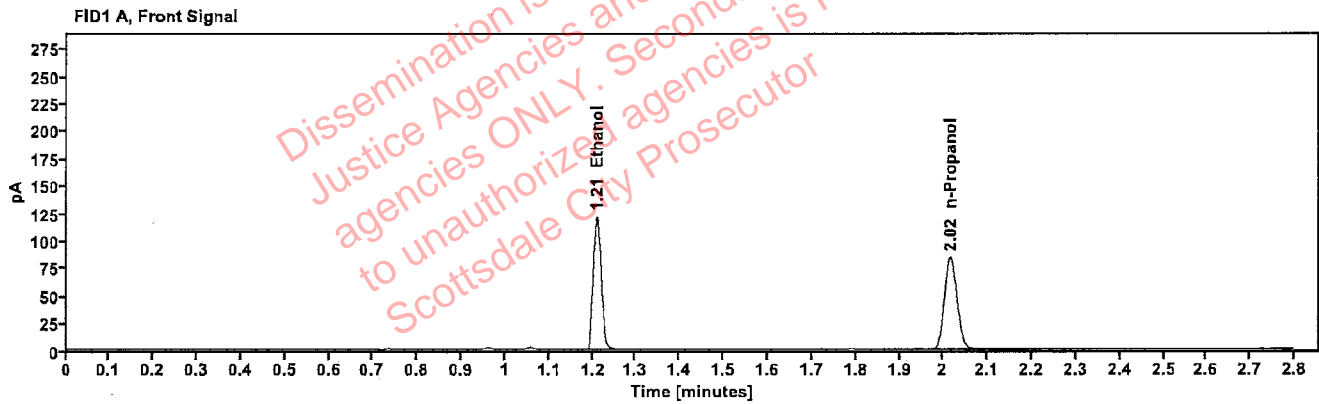


Table 1: FID 1 A (column DB-ALC1)

Compound	Amount (g/100mL)	Time (min)	Peak Area
>Ethanol	0.2407	1.210	154.644
n-Propanol	-----	2.016	166.805

Table 2: FID 2 B (column DB-ALC2)

Compound	Time (min)	Peak Area
Ethanol	1.357	169.297
n-Propanol	2.435	181.169

██████████: Brooke, Phillip - (14-Jun-2023)

Case: ██████████ User: pbrooke 6/14/2023

### Scottsdale Police Department Crime Lab Volatiles Analysis

Sample:	2311082-2	Vial:	17
Description:	██████████	LIMS ID:	██████████
Method:	ethanol quant.M	Sequence:	13Jun23
Instrument:	US14173023 CN14160045	Injection date:	6/13/2023 1:35:30 PM
Data file:	C:\Users\Public\Documents\ChemStation\1\Data\13Jun23\17.D	Analyst:	Brooke

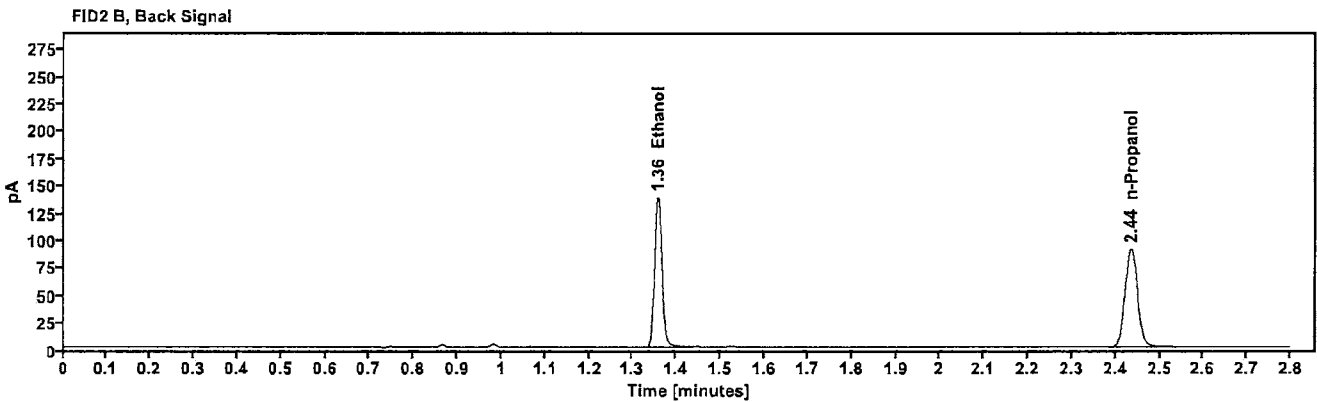
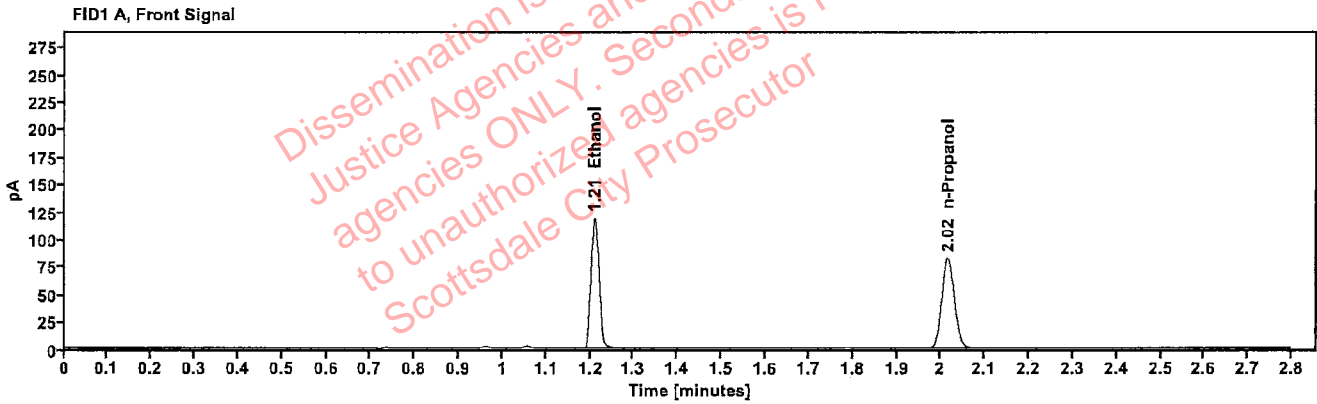


Table 1: FID 1 A (column DB-ALC1)

Compound	Amount (g/100mL)	Time (min)	Peak Area
>Ethanol	0.2397	1.210	151.627
n-Propanol	-----	2.016	164.238

Table 2: FID 2 B (column DB-ALC2)

Compound	Time (min)	Peak Area
Ethanol	1.357	165.811
n-Propanol	2.435	178.424

### Scottsdale Police Department Crime Lab Volatiles Analysis

Sample:	2311227-2	Vial:	18
Description:	[REDACTED]	LIMS ID:	[REDACTED]
Method:	ethanol quant.M	Sequence:	13Jun23
Instrument:	US14173023 CN14160045	Injection date:	6/13/2023 1:39:29 PM
Data file:	C:\Users\Public\Documents\ChemStation\1\Data\13Jun23\18.D	Analyst:	Brooke

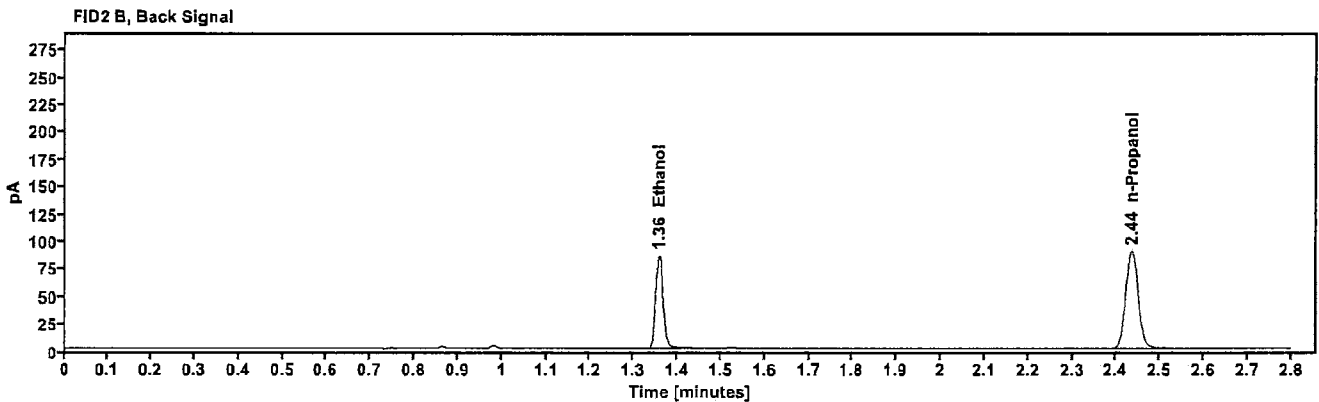
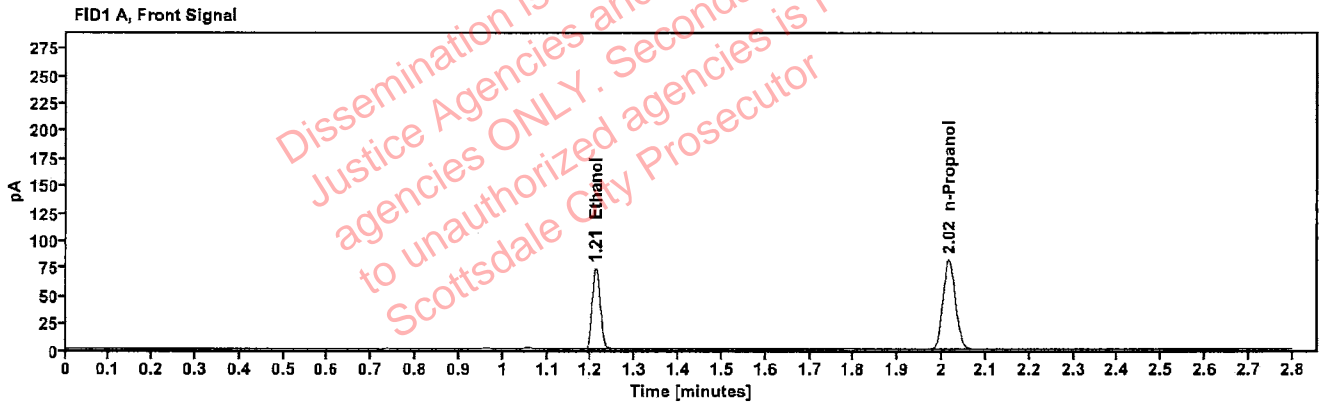


Table 1: FID 1 A (column DB-ALC1)

Compound	Amount (g/100mL)	Time (min)	Peak Area
>Ethanol	0.1504	1.210	94.181
n-Propanol	---	2.016	162.972

Table 2: FID 2 B (column DB-ALC2)

Compound	Time (min)	Peak Area
Ethanol	1.358	102.807
n-Propanol	2.435	177.189

### Scottsdale Police Department Crime Lab Volatiles Analysis

Sample:	2311227-2	Vial:	19
Description:		LIMS ID:	
Method:	ethanol quant.M	Sequence:	13Jun23
Instrument:	US14173023 CN14160045	Injection date:	6/13/2023 1:43:45 PM
Data file:	C:\Users\Public\Documents\ChemStation\1\Data\13Jun23\19.D	Analyst:	Brooke

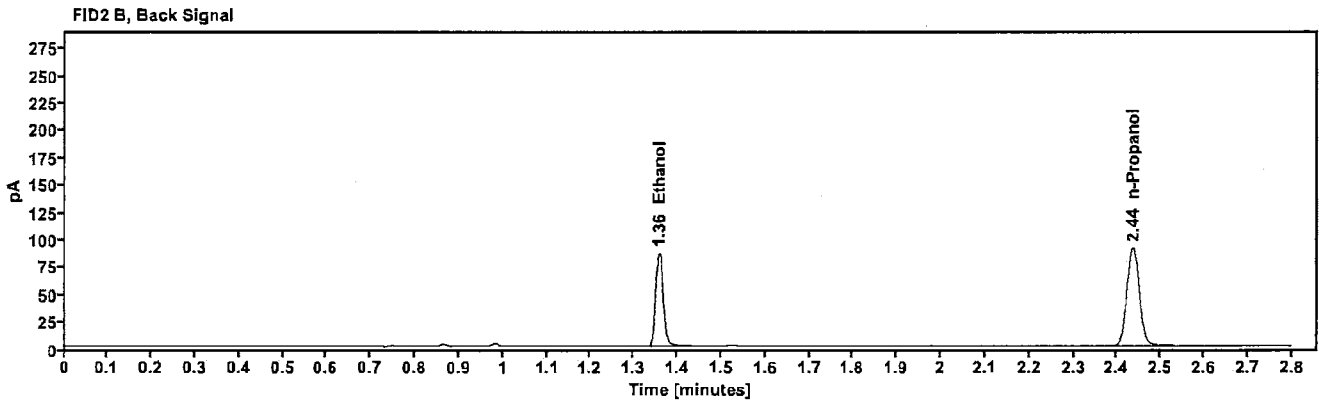
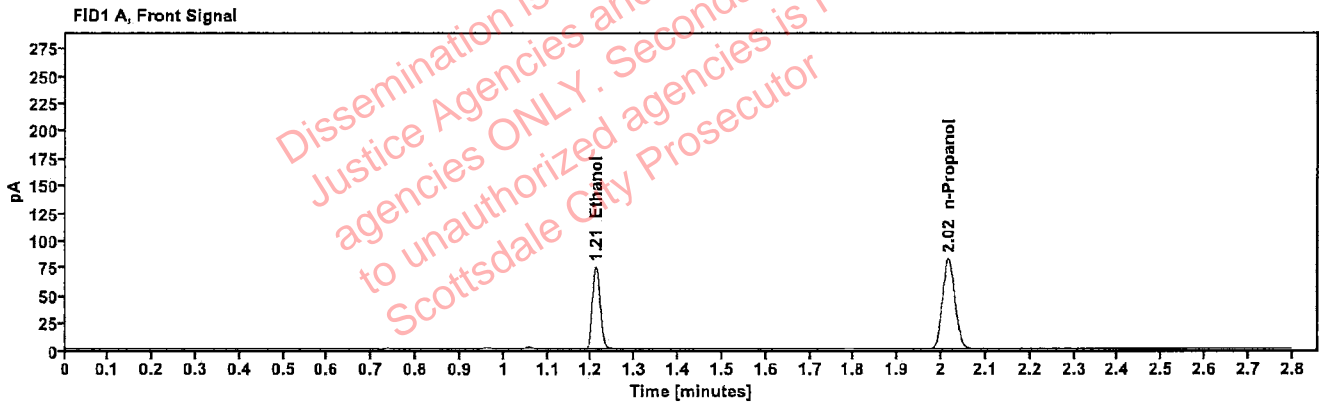


Table 1: FID 1 A (column DB-ALC1)

Compound	Amount (g/100mL)	Time (min)	Peak Area
>Ethanol	0.1512	1.210	95.613
n-Propanol	---	2.016	164.582

Table 2: FID 2 B (column DB-ALC2)

Compound	Time (min)	Peak Area
Ethanol	1.358	103.993
n-Propanol	2.435	178.967



[REDACTED]: Brooke, Phillip - (14-Jun-2023)

Case: [REDACTED] User: pbrooke 6/14/2023

### Scottsdale Police Department Crime Lab Volatiles Analysis

Sample:	2311345-2	Vial:	21
Description:	[REDACTED]	LIMS ID:	[REDACTED]
Method:	ethanol quant.M	Sequence:	13Jun23
Instrument:	US14173023 CN14160045	Injection date:	6/13/2023 1:51:45 PM
Data file:	C:\Users\Public\Documents\ChemStation\1\Data\13Jun23\21.D	Analyst:	Brooke

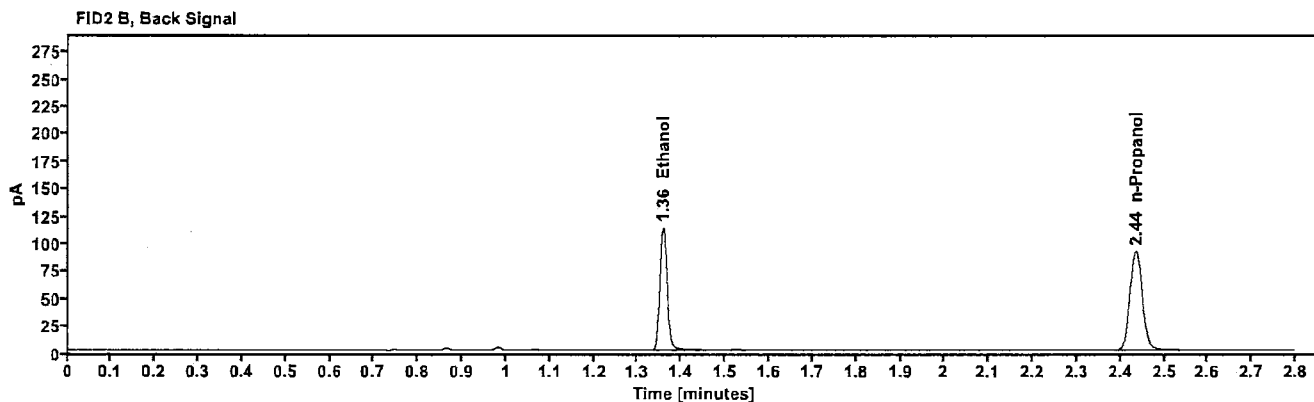
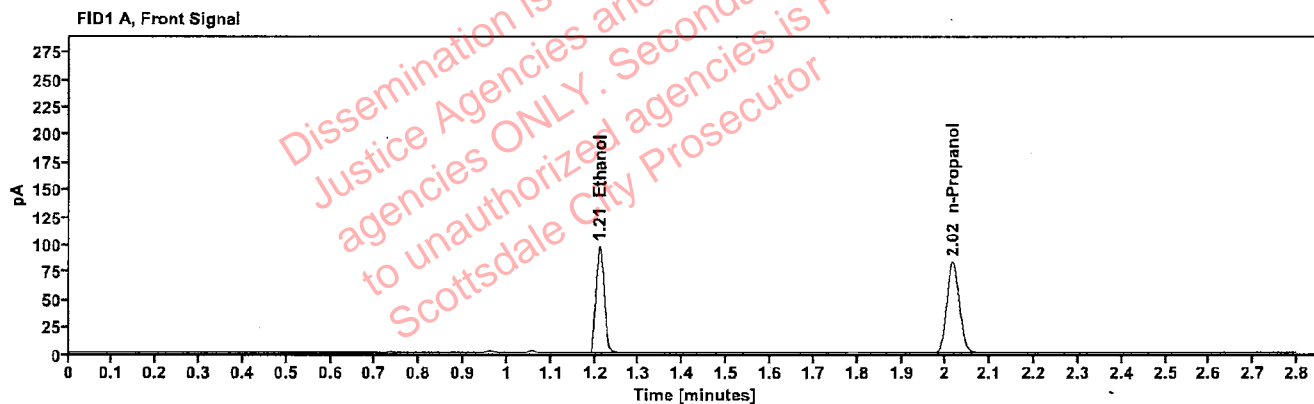


Table 1: FID 1 A (column DB-ALC1)

Compound	Amount (g/100mL)	Time (min)	Peak Area
>Ethanol	0.1950	1.210	124.237
n-Propanol	-----	2.016	165.565

Table 2: FID 2 B (column DB-ALC2)

Compound	Time (min)	Peak Area
Ethanol	1.358	136.206
n-Propanol	2.435	179.811

## Scottsdale Police Department Crime Lab Volatiles Analysis

Sample:	2311345-2	Vial:	22
Description:	██████████	LIMS ID:	██████████
Method:	ethanol quant.M	Sequence:	13Jun23
Instrument:	US14173023 CN14160045	Injection date:	6/13/2023 1:55:44 PM
Data file:	C:\Users\Public\Documents\ChemStation\1\Data\13Jun23\22.D	Analyst:	Brooke

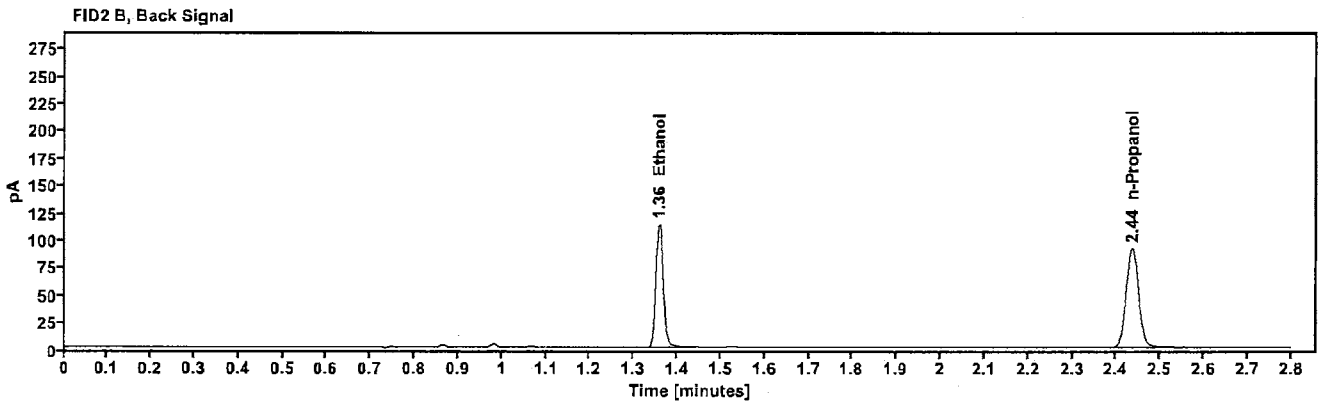
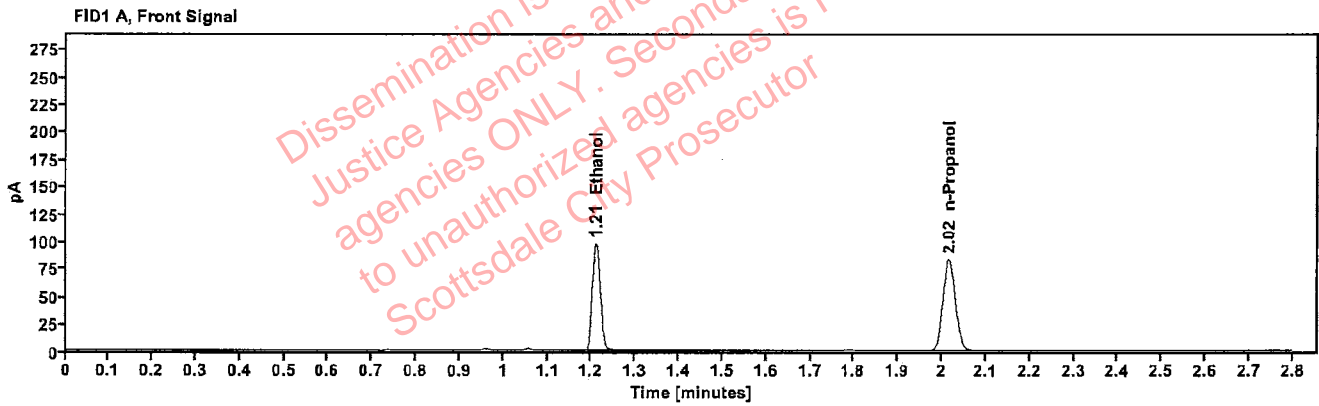


Table 1: FID 1 A (column DB-ALC1)

Compound	Amount (g/100mL)	Time (min)	Peak Area
>Ethanol	0.1958	1.210	124.430
n-Propanol	-----	2.016	165.108

Table 2: FID 2 B (column DB-ALC2)

Compound	Time (min)	Peak Area
Ethanol	1.358	136.292
n-Propanol	2.436	179.355

### Scottsdale Police Department Crime Lab Volatiles Analysis

Sample:	2222417-1	Vial:	23
Description:	██████████	LIMS ID:	██████████
Method:	ethanol quant.M	Sequence:	13Jun23
Instrument:	US14173023 CN14160045	Injection date:	6/13/2023 1:59:45 PM
Data file:	C:\Users\Public\Documents\ChemStation\1\Data\13Jun23\23.D	Analyst:	Brooke

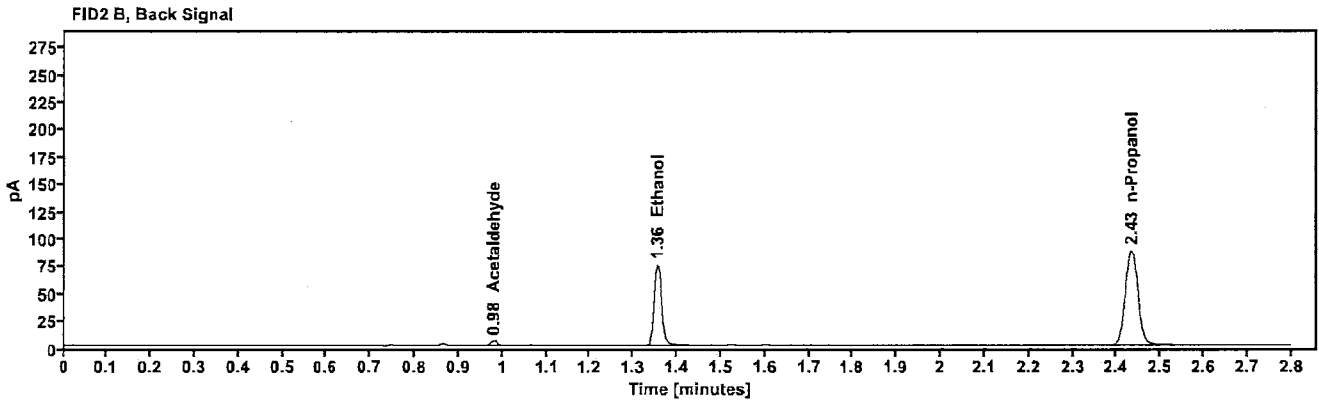
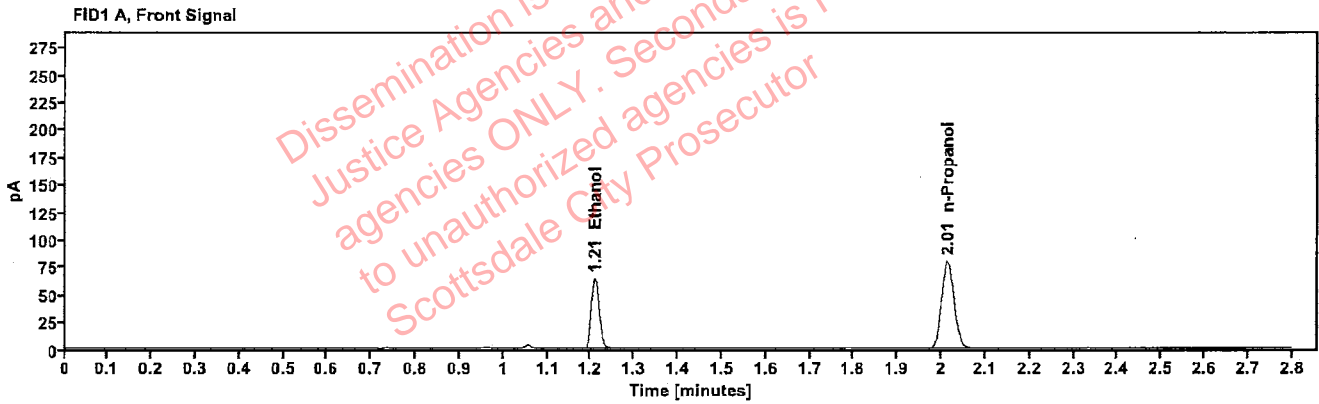


Table 1: FID 1 A (column DB-ALC1)

Compound	Amount (g/100mL)	Time (min)	Peak Area
>Ethanol	0.1338	1.209	81.631
n-Propanol	-----	2.014	158.850

Table 2: FID 2 B (column DB-ALC2)

Compound	Time (min)	Peak Area
Acetaldehyde	0.980	4.200
Ethanol	1.355	89.086
n-Propanol	2.433	173.048

[REDACTED] : Brooke, Phillip - (14-Jun-2023)

Case: [REDACTED] User: pbrooke 6/14/2023

### Scottsdale Police Department Crime Lab Volatiles Analysis

Sample:	2222417-1	Vial:	24
Description:	[REDACTED]	LIMS ID:	[REDACTED]
Method:	ethanol quant.M	Sequence:	13Jun23
Instrument:	US14173023 CN14160045	Injection date:	6/13/2023 2:03:45 PM
Data file:	C:\Users\Public\Documents\ChemStation\1\Data\13Jun23\24.D	Analyst:	Brooke

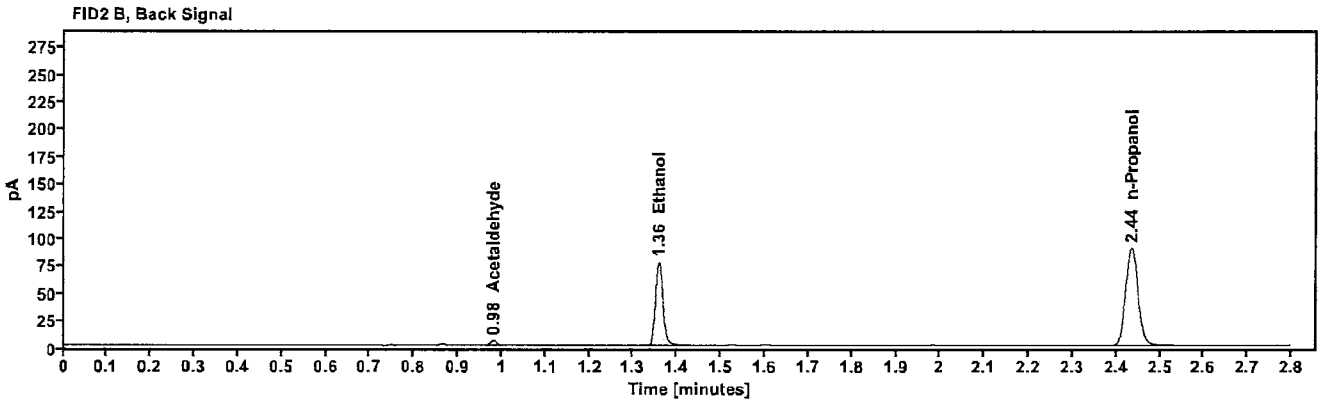
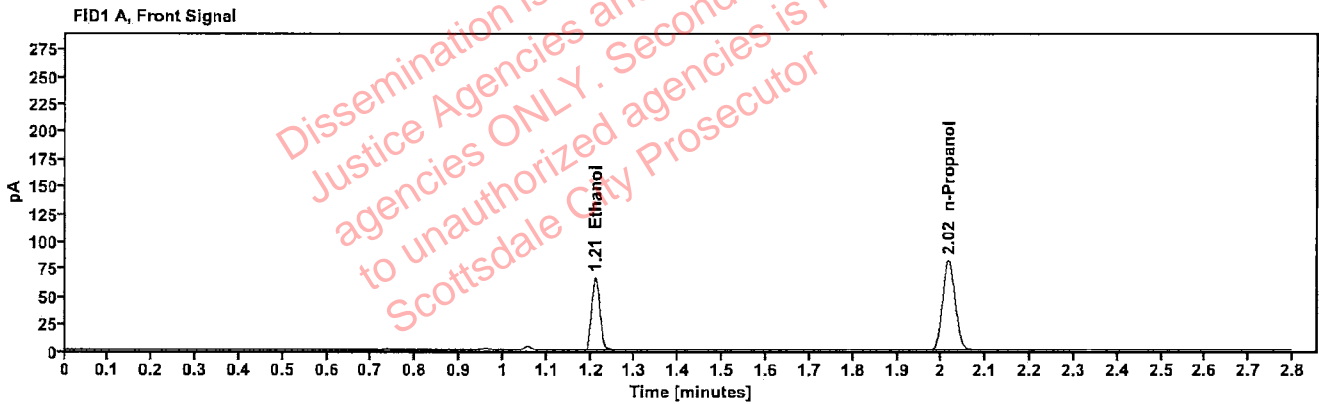


Table 1: FID 1 A (column DB-ALC1)

Compound	Amount (g/100mL)	Time (min)	Peak Area
>Ethanol	0.1352	1.211	84.718
n-Propanol	-----	2.016	163.136

Table 2: FID 2 B (column DB-ALC2)

Compound	Time (min)	Peak Area
Acetaldehyde	0.981	4.187
Ethanol	1.358	92.518
n-Propanol	2.436	177.694

[REDACTED]: Brooke, Phillip - (14-Jun-2023)

Case: [REDACTED] User: pbrooke 6/14/2023

### Scottsdale Police Department Crime Lab Volatiles Analysis

Sample:	2311486-2	Vial:	25
Description:	[REDACTED]	LIMS ID:	[REDACTED]
Method:	ethanol quant.M	Sequence:	13Jun23
Instrument:	US14173023 CN14160045	Injection date:	6/13/2023 2:07:59 PM
Data file:	C:\Users\Public\Documents\ChemStation\1\Data\13Jun23\25.D	Analyst:	Brooke

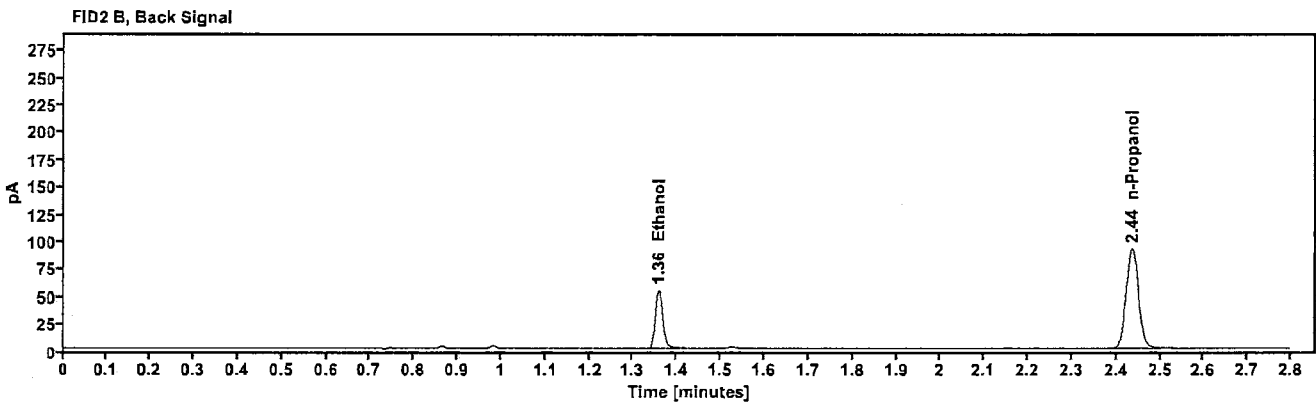
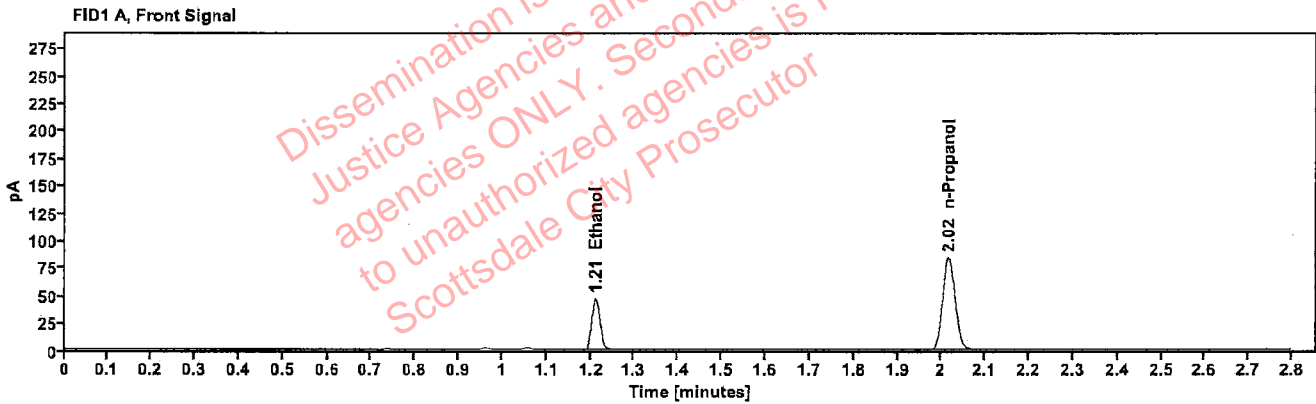


Table 1: FID 1 A (column DB-ALC1)

Compound	Amount (g/100mL)	Time (min)	Peak Area
>Ethanol	0.0939	1.211	59.829
n-Propanol	---	2.016	166.461

Table 2: FID 2 B (column DB-ALC2)

Compound	Time (min)	Peak Area
Ethanol	1.358	64.975
n-Propanol	2.436	181.074

[REDACTED]: Brooke, Phillip - (14-Jun-2023)

Case: [REDACTED] User: pbrooke 6/14/2023

### Scottsdale Police Department Crime Lab Volatiles Analysis

Sample:	2311486-2	Vial:	26
Description:	[REDACTED]	LIMS ID:	[REDACTED]
Method:	ethanol quant.M	Sequence:	13Jun23
Instrument:	US14173023 CN14160045	Injection date:	6/13/2023 2:12:00 PM
Data file:	C:\Users\Public\Documents\ChemStation\1\Data\13Jun23\26.D	Analyst:	Brooke

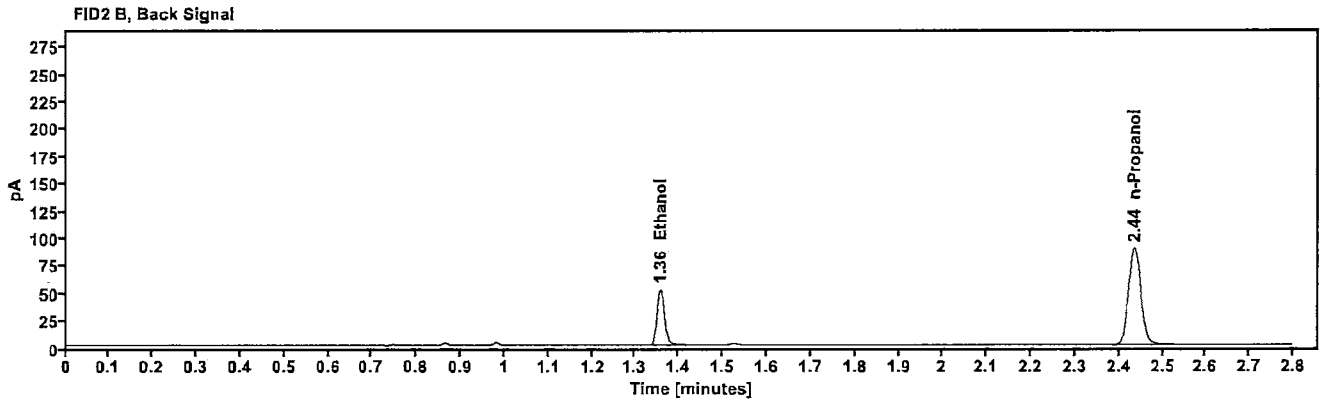
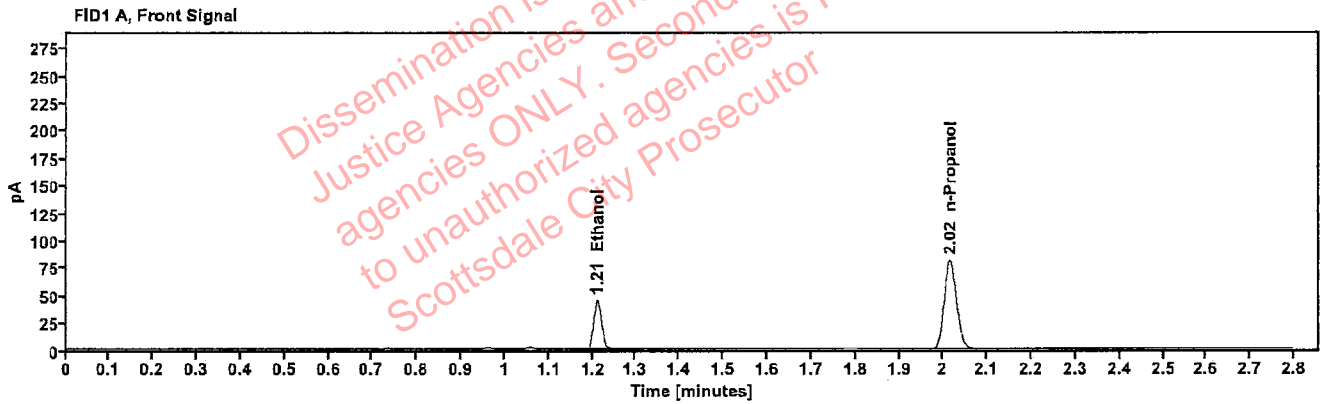


Table 1: FID 1 A (column DB-ALC1)

Compound	Amount (g/100mL)	Time (min)	Peak Area
>Ethanol	0.0924	1.211	56.962
n-Propanol	-----	2.016	160.979

Table 2: FID 2 B (column DB-ALC2)

Compound	Time (min)	Peak Area
Ethanol	1.358	62.032
n-Propanol	2.436	175.061

[REDACTED]: Brooke, Phillip - (14-Jun-2023)

Case: [REDACTED] User: pbrooke 6/14/2023

### Scottsdale Police Department Crime Lab Volatiles Analysis

Sample:	2311485-2	Vial:	27
Description:	[REDACTED]	LIMS ID:	[REDACTED]
Method:	ethanol quant.M	Sequence:	13Jun23
Instrument:	US14173023 CN14160045	Injection date:	6/13/2023 2:15:59 PM
Data file:	C:\Users\Public\Documents\ChemStation\1\Data\13Jun23\27.D	Analyst:	Brooke

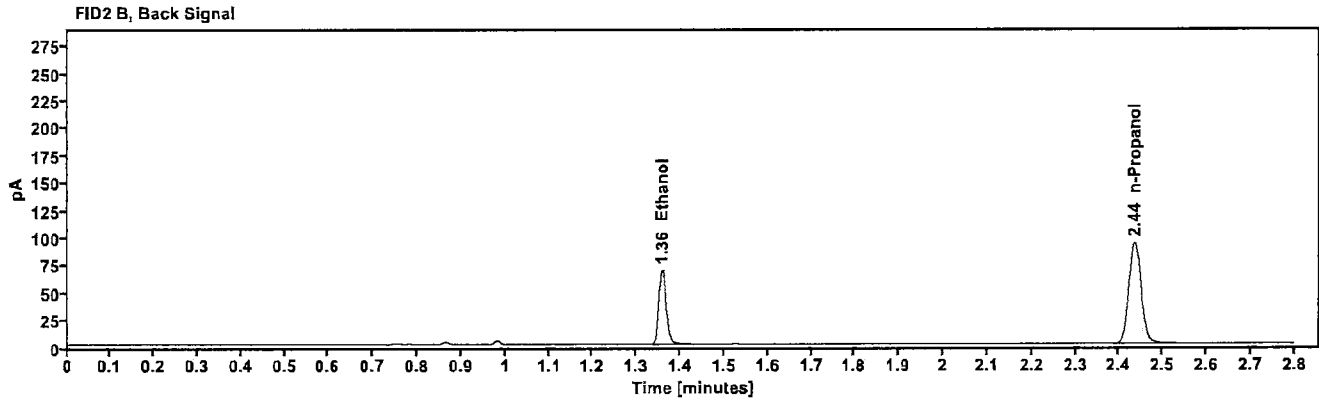
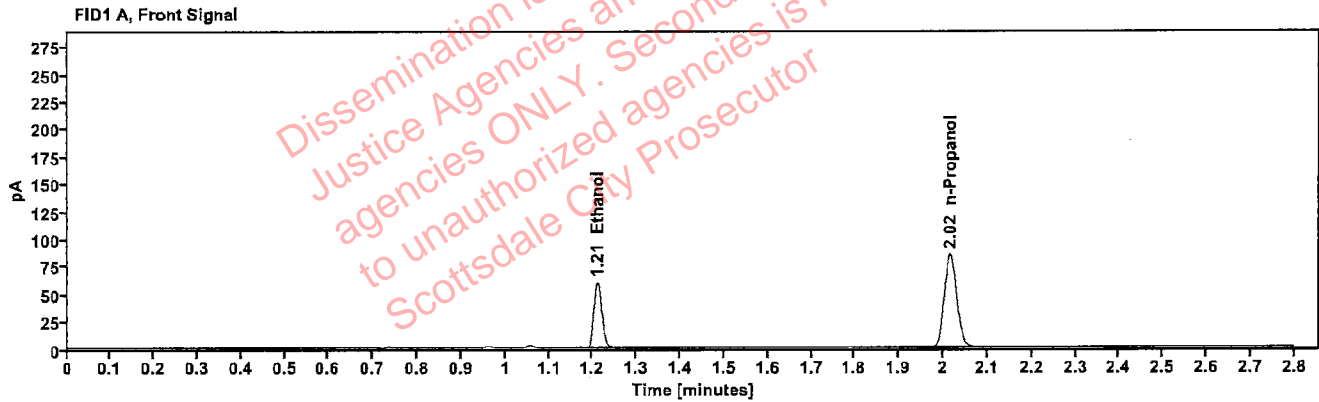


Table 1: FID 1 A (column DB-ALC1)

Compound	Amount (g/100mL)	Time (min)	Peak Area
>Ethanol	0.1171	1.211	75.701
n-Propanol	---	2.016	168.518

Table 2: FID 2 B (column DB-ALC2)

Compound	Time (min)	Peak Area
Ethanol	1.358	82.530
n-Propanol	2.436	183.137

[REDACTED]: Brooke, Phillip - (14-Jun-2023)

Case: [REDACTED] User: pbrooke 6/14/2023

### Scottsdale Police Department Crime Lab Volatiles Analysis

Sample:	2311485-2	Vial:	28
Description:	[REDACTED]	LIMS ID:	[REDACTED]
Method:	ethanol quant.M	Sequence:	13Jun23
Instrument:	US14173023 CN14160045	Injection date:	6/13/2023 2:19:59 PM
Data file:	C:\Users\Public\Documents\ChemStation\1\Data\13Jun23\28.D	Analyst:	Brooke

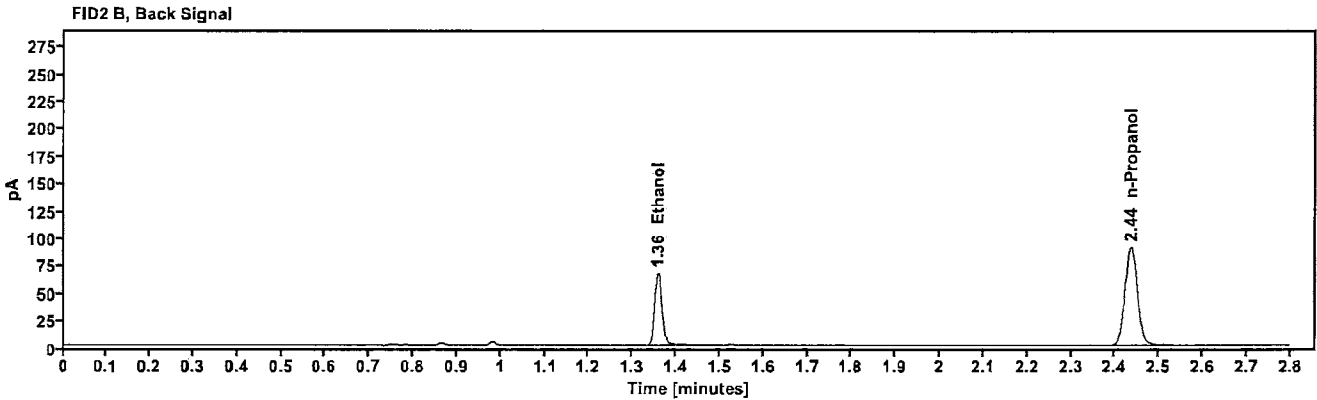
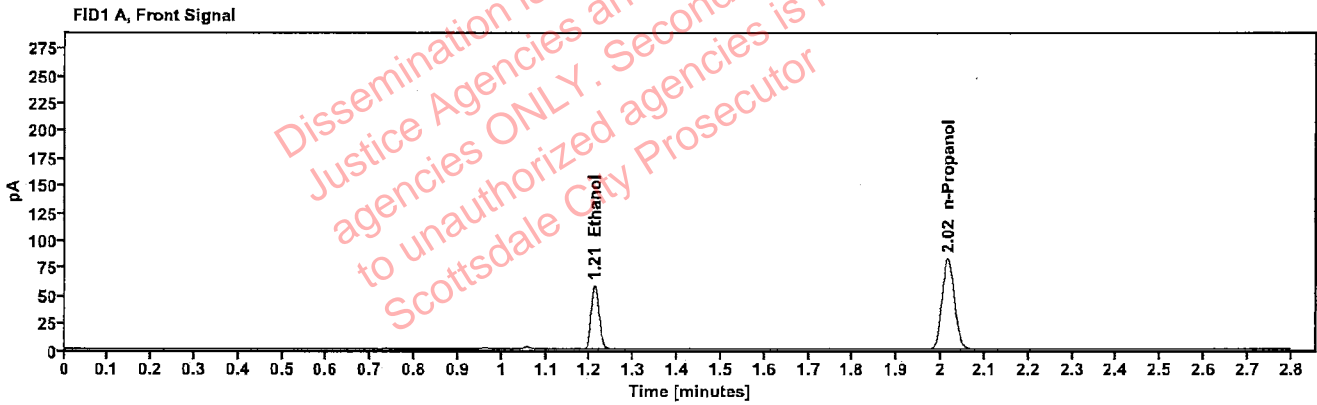


Table 1: FID 1 A (column DB-ALC1)

Compound	Amount (g/100mL)	Time (min)	Peak Area
>Ethanol	0.1165	1.211	73.644
n-Propanol	---	2.016	164.718

Table 2: FID 2 B (column DB-ALC2)

Compound	Time (min)	Peak Area
Ethanol	1.358	80.266
n-Propanol	2.436	178.922



### Scottsdale Police Department Crime Lab Volatiles Analysis

Sample:	2301674-2	Vial:	29
Description:		LIMS ID:	
Method:	ethanol quant.M	Sequence:	13Jun23
Instrument:	US14173023 CN14160045	Injection date:	6/13/2023 2:24:00 PM
Data file:	C:\Users\Public\Documents\ChemStation\1\Data\13Jun23\29.D	Analyst:	Brooke

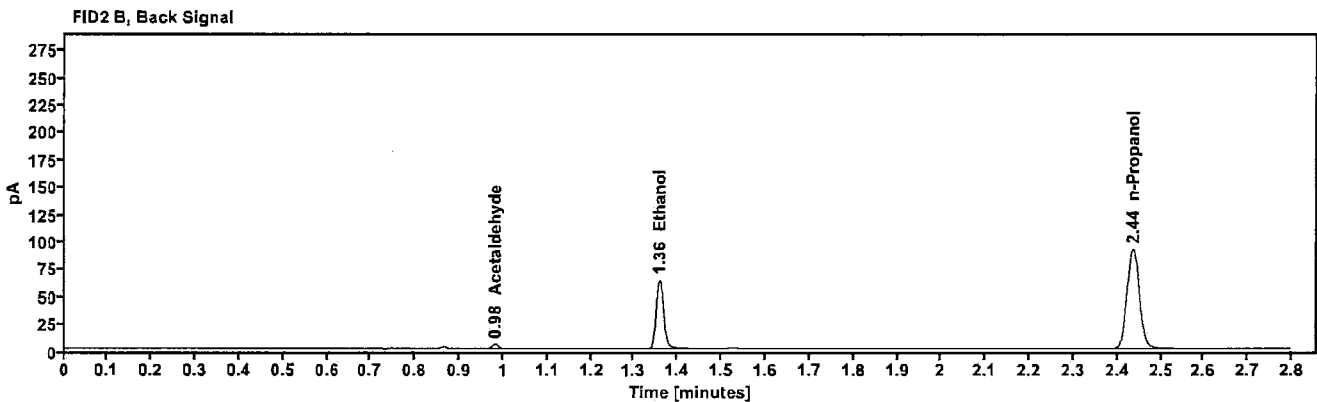
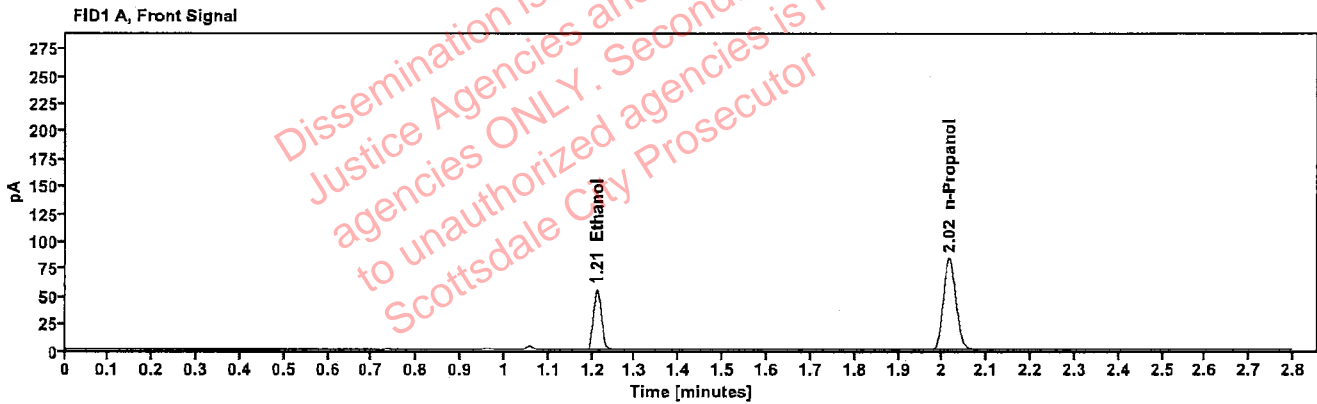


Table 1: FID 1 A (column DB-ALC1)

Compound	Amount (g/100mL)	Time (min)	Peak Area
>Ethanol	0.1098	1.211	69.885
n-Propanol	-----	2.016	165.932

Table 2: FID 2 B (column DB-ALC2)

Compound	Time (min)	Peak Area
Acetaldehyde	0.981	3.956
Ethanol	1.358	76.161
n-Propanol	2.436	180.572

[REDACTED]: Brooke, Phillip - (14-Jun-2023)

Case: [REDACTED] User: pbrooke 6/14/2023

### Scottsdale Police Department Crime Lab Volatiles Analysis

Sample:	2301674-2	Vial:	30
Description:	[REDACTED]	LIMS ID:	[REDACTED]
Method:	ethanol quant.M	Sequence:	13Jun23
Instrument:	US14173023 CN14160045	Injection date:	6/13/2023 2:27:59 PM
Data file:	C:\Users\Public\Documents\ChemStation\1\Data\13Jun23\30.D	Analyst:	Brooke

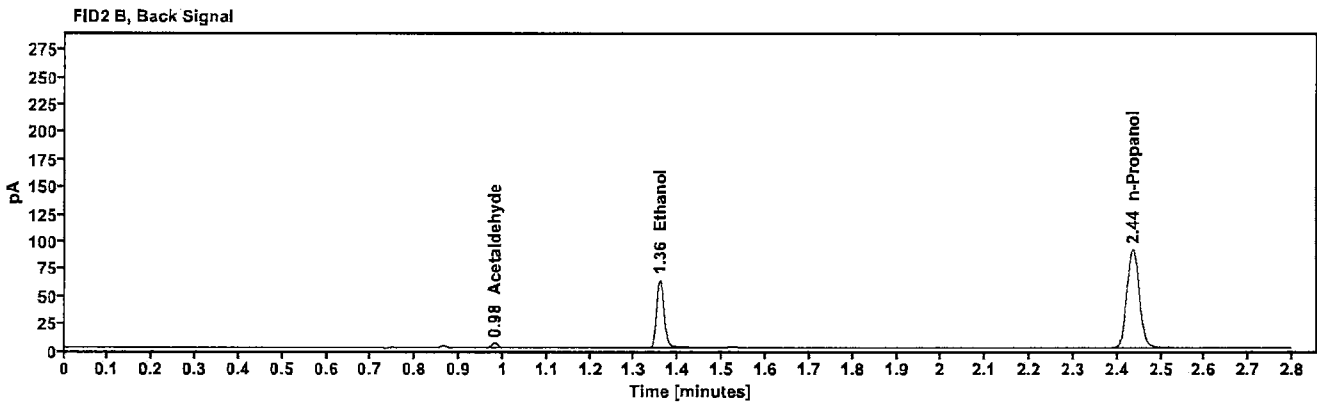
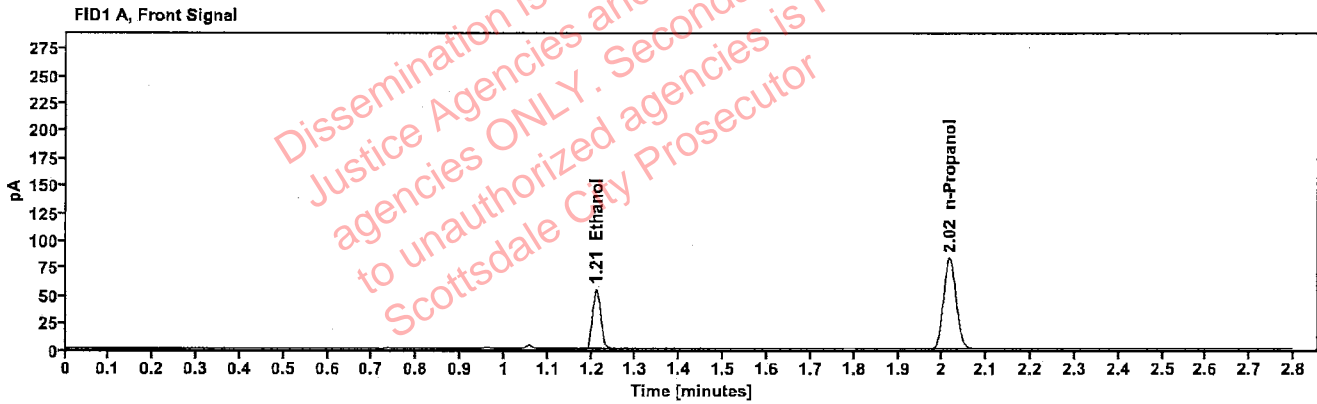


Table 1: FID 1 A (column DB-ALC1)

Compound	Amount (g/100mL)	Time (min)	Peak Area
>Ethanol	0.1097	1.211	69.549
n-Propanol	---	2.016	165.292

Table 2: FID 2 B (column DB-ALC2)

Compound	Time (min)	Peak Area
Acetaldehyde	0.981	4.068
Ethanol	1.358	75.752
n-Propanol	2.435	179.865

[REDACTED] : Brooke, Phillip - (14-Jun-2023)

Case: [REDACTED] User: pbrooke 6/14/2023

### Scottsdale Police Department Crime Lab Volatiles Analysis

Sample:	2311553-2	Vial:	32
Description:	[REDACTED]	LIMS ID:	[REDACTED]
Method:	ethanol quant.M	Sequence:	13Jun23
Instrument:	US14173023 CN14160045	Injection date:	6/13/2023 2:36:15 PM
Data file:	C:\Users\Public\Documents\ChemStation\1\Data\13Jun23\32.D	Analyst:	Brooke

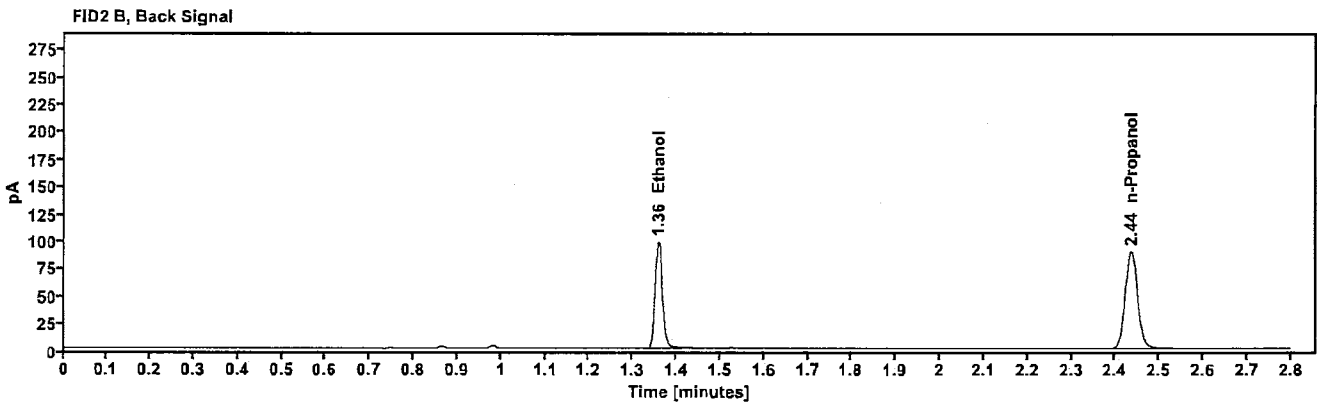
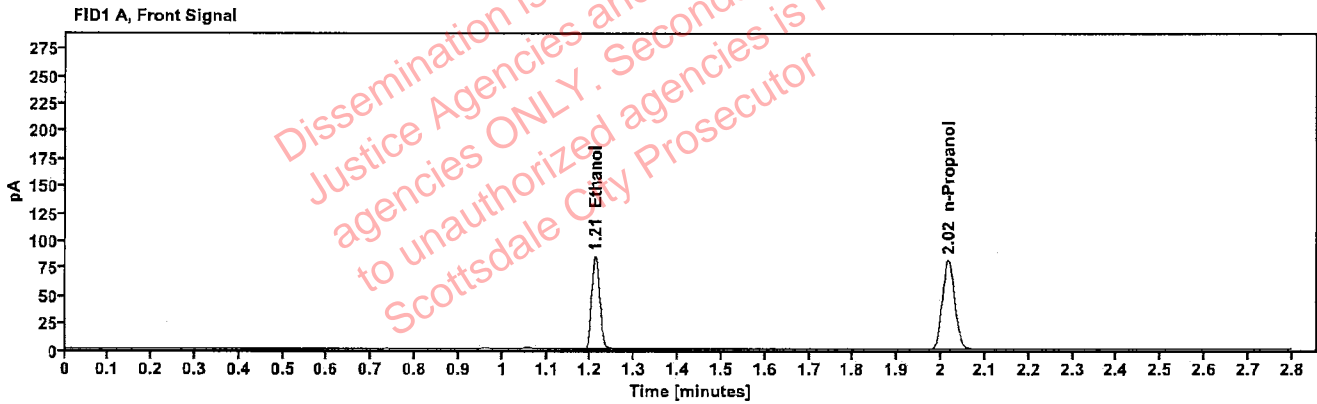


Table 1: FID 1 A (column DB-ALC1)

Compound	Amount (g/100mL)	Time (min)	Peak Area
>Ethanol	0.1733	1.210	108.332
n-Propanol	---	2.016	162.537

Table 2: FID 2 B (column DB-ALC2)

Compound	Time (min)	Peak Area
Ethanol	1.358	118.461
n-Propanol	2.436	176.615

██████████: Brooke, Phillip - (14-Jun-2023)

Case: ██████████ User: pbrooke 6/14/2023

### Scottsdale Police Department Crime Lab Volatiles Analysis

Sample:	2311553-2	Vial:	33
Description:	██████████	LIMS ID:	██████████
Method:	ethanol quant.M	Sequence:	13Jun23
Instrument:	US14173023 CN14160045	Injection date:	6/13/2023 2:40:14 PM
Data file:	C:\Users\Public\Documents\ChemStation\1\Data\13Jun23\33.D	Analyst:	Brooke

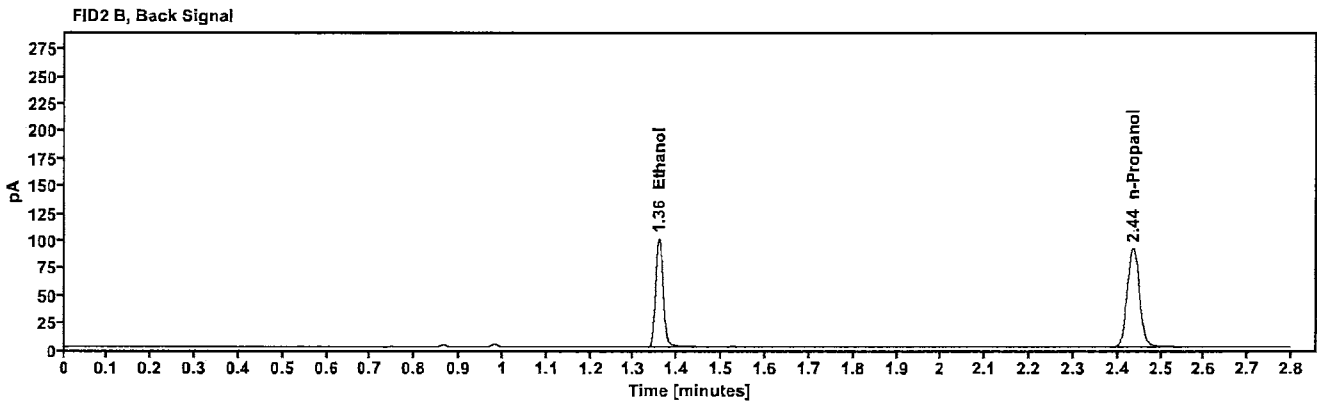
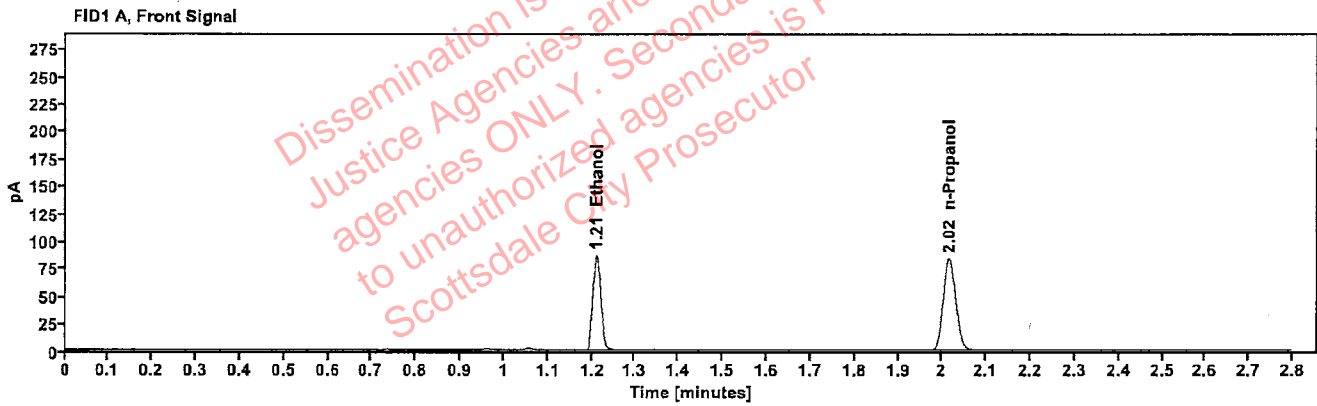


Table 1: FID 1 A (column DB-ALC1)

Compound	Amount (g/100mL)	Time (min)	Peak Area
>Ethanol	0.1730	1.210	110.568
n-Propanol	---	2.016	166.136

Table 2: FID 2 B (column DB-ALC2)

Compound	Time (min)	Peak Area
Ethanol	1.358	121.093
n-Propanol	2.436	180.557

[REDACTED]: Brooke, Phillip - (14-Jun-2023)

Case: [REDACTED] User: pbrooke 6/14/2023

### Scottsdale Police Department Crime Lab Volatiles Analysis

Sample:	2311631-2	Vial:	34
Description:	[REDACTED]	LIMS ID:	[REDACTED]
Method:	ethanol quant.M	Sequence:	13Jun23
Instrument:	US14173023 CN14160045	Injection date:	6/13/2023 2:44:15 PM
Data file:	C:\Users\Public\Documents\ChemStation\1\Data\13Jun23\34.D	Analyst:	Brooke

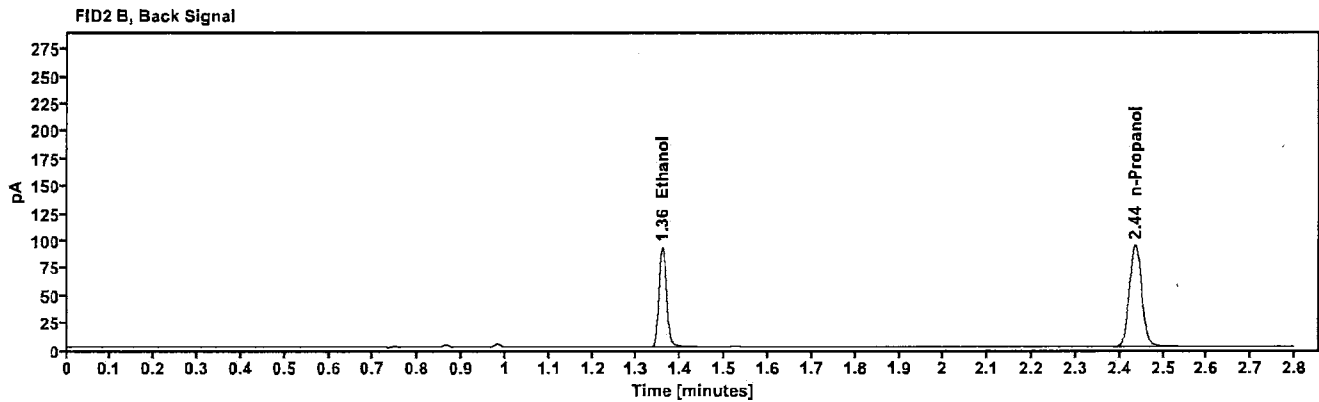
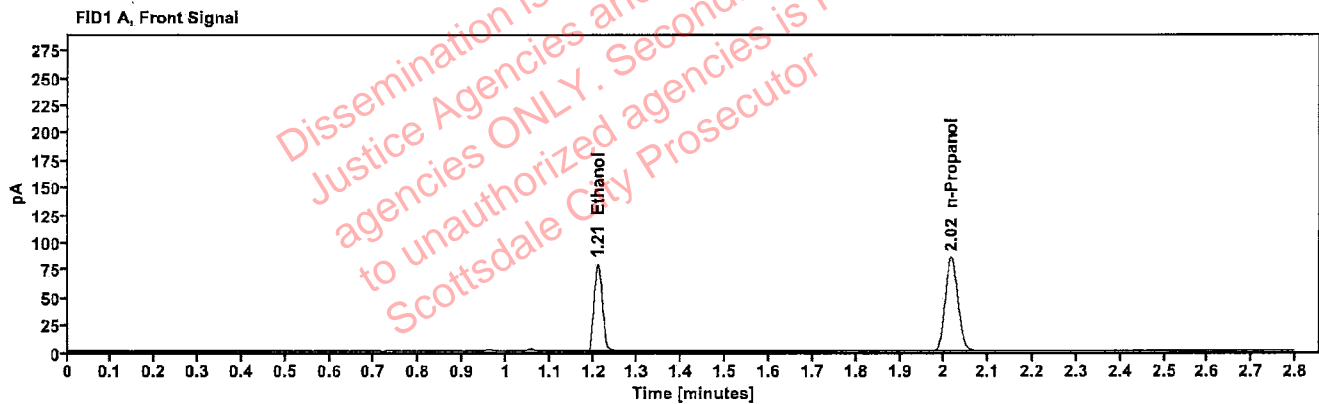


Table 1: FID 1 A (column DB-ALC1)

Compound	Amount (g/100mL)	Time (min)	Peak Area
>Ethanol	0.1554	1.210	101.543
n-Propanol	—	2.016	169.986

Table 2: FID 2 B (column DB-ALC2)

Compound	Time (min)	Peak Area
Ethanol	1.358	111.033
n-Propanol	2.436	184.703

[REDACTED]: Brooke, Phillip - (14-Jun-2023)

Case: [REDACTED] User: pbrooke 6/14/2023

### Scottsdale Police Department Crime Lab Volatiles Analysis

Sample:	2311631-2	Vial:	35
Description:	[REDACTED]	LIMS ID:	[REDACTED]
Method:	ethanol quant.M	Sequence:	13Jun23
Instrument:	US14173023 CN14160045	Injection date:	6/13/2023 2:48:14 PM
Data file:	C:\Users\Public\Documents\ChemStation\1\Data\13Jun23\35.D	Analyst:	Brooke

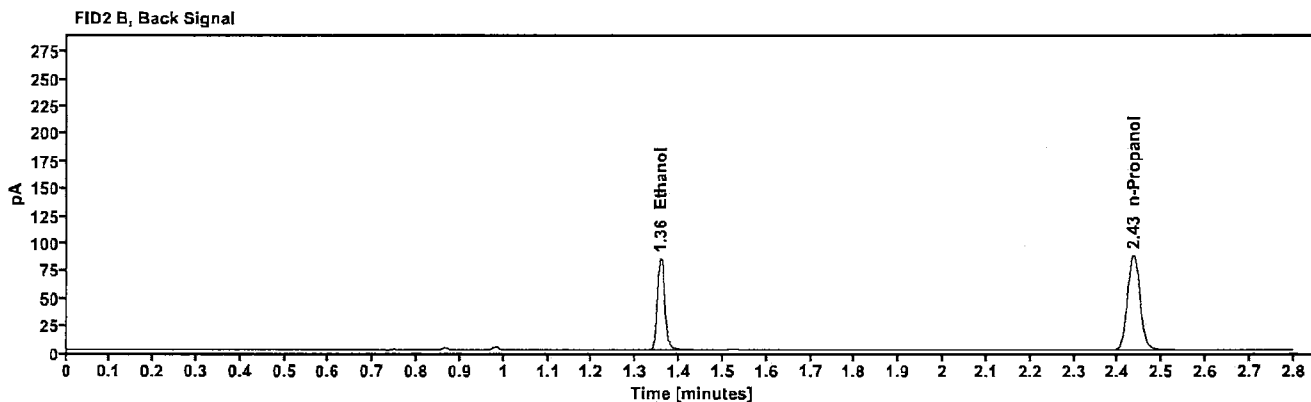
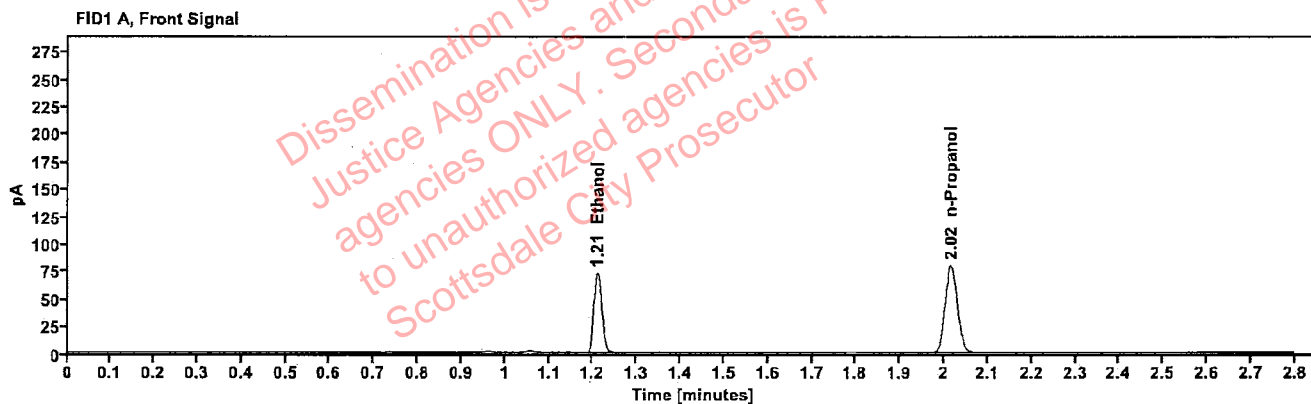


Table 1: FID 1 A (column DB-ALC1)

Compound	Amount (g/100mL)	Time (min)	Peak Area
>Ethanol	0.1525	1.210	93.251
n-Propanol	—	2.015	159.084

Table 2: FID 2 B (column DB-ALC2)

Compound	Time (min)	Peak Area
Ethanol	1.357	101.879
n-Propanol	2.435	172.912

### Scottsdale Police Department Crime Lab Volatiles Analysis

Sample:	2311641-2	Vial:	36
Description:	[REDACTED]	LIMS ID:	[REDACTED]
Method:	ethanol quant.M	Sequence:	13Jun23
Instrument:	US14173023 CN14160045	Injection date:	6/13/2023 2:52:15 PM
Data file:	C:\Users\Public\Documents\ChemStation\1\Data\13Jun23\36.D	Analyst:	Brooke

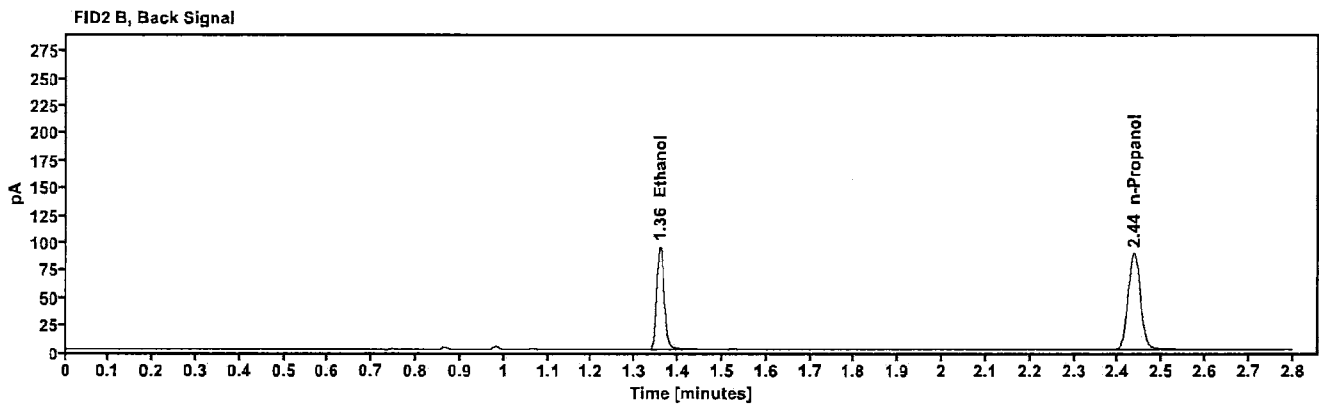
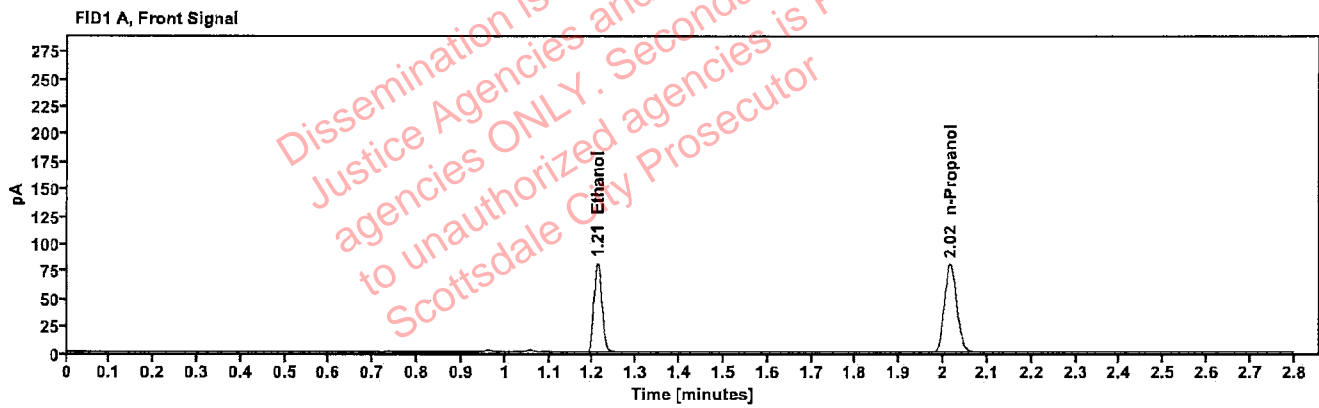


Table 1: FID 1 A (column DB-ALC1)

Compound	Amount (g/100mL)	Time (min)	Peak Area
>Ethanol	0.1687	1.210	104.483
n-Propanol	---	2.016	161.072

Table 2: FID 2 B (column DB-ALC2)

Compound	Time (min)	Peak Area
Ethanol	1.358	114.269
n-Propanol	2.436	175.075

### Scottsdale Police Department Crime Lab Volatiles Analysis

Sample:	2311641-2	Vial:	37
Description:	██████████	LIMS ID:	██████████
Method:	ethanol quant.M	Sequence:	13Jun23
Instrument:	US14173023 CN14160045	Injection date:	6/13/2023 2:56:29 PM
Data file:	C:\Users\Public\Documents\ChemStation\1\Data\13Jun23\37.D	Analyst:	Brooke

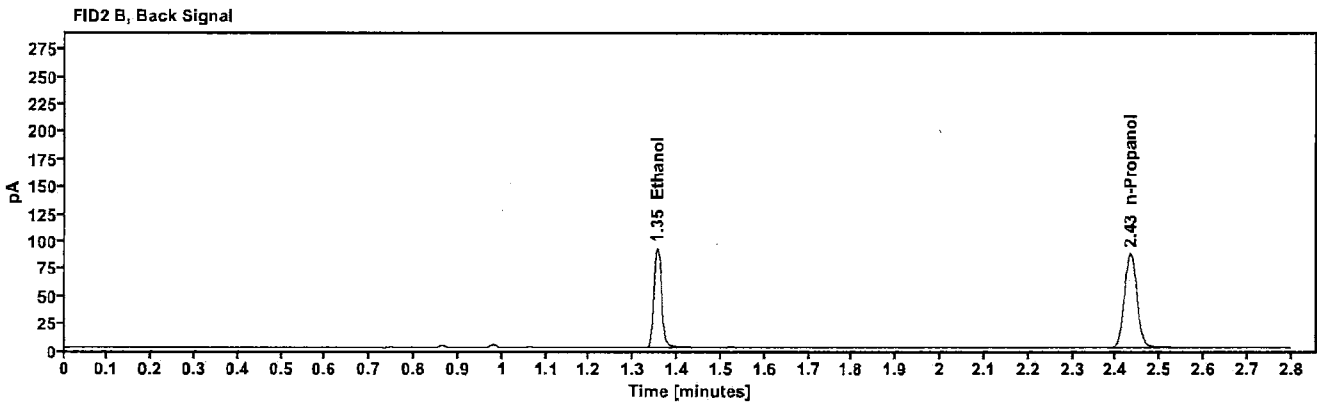
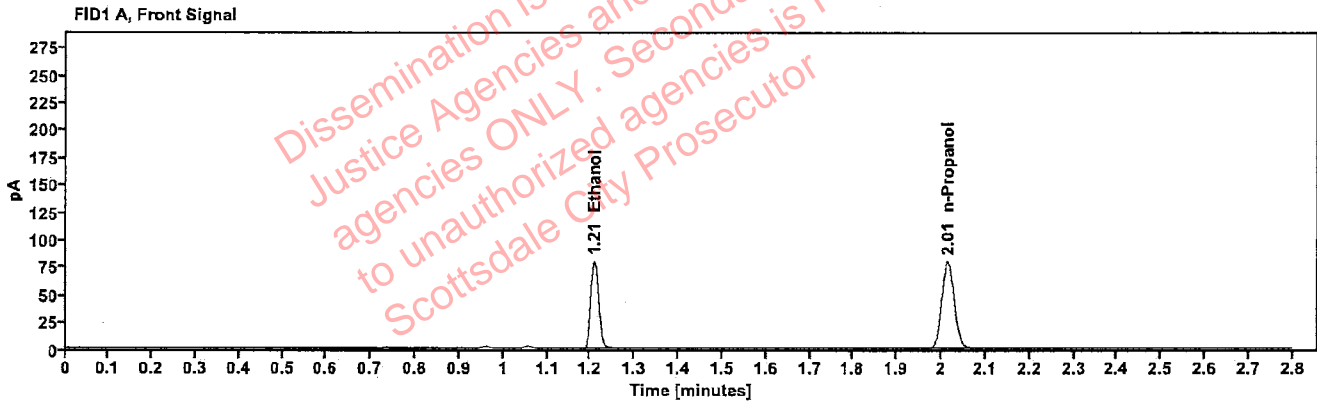


Table 1: FID 1 A (column DB-ALC1)

Compound	Amount (g/100mL)	Time (min)	Peak Area
>Ethanol	0.1658	1.208	101.327
n-Propanol	—	2.014	158.919

Table 2: FID 2 B (column DB-ALC2)

Compound	Time (min)	Peak Area
Ethanol	1.354	110.646
n-Propanol	2.432	172.821



[REDACTED]: Brooke, Phillip - (14-Jun-2023)

Case: [REDACTED] User: pbrooke 6/14/2023

### Scottsdale Police Department Crime Lab Volatiles Analysis

Sample:	2311646-2	Vial:	38
Description:	[REDACTED]	LIMS ID:	[REDACTED]
Method:	ethanol quant.M	Sequence:	13Jun23
Instrument:	US14173023 CN14160045	Injection date:	6/13/2023 3:00:30 PM
Data file:	C:\Users\Public\Documents\ChemStation\1\Data\13Jun23\38.D	Analyst:	Brooke

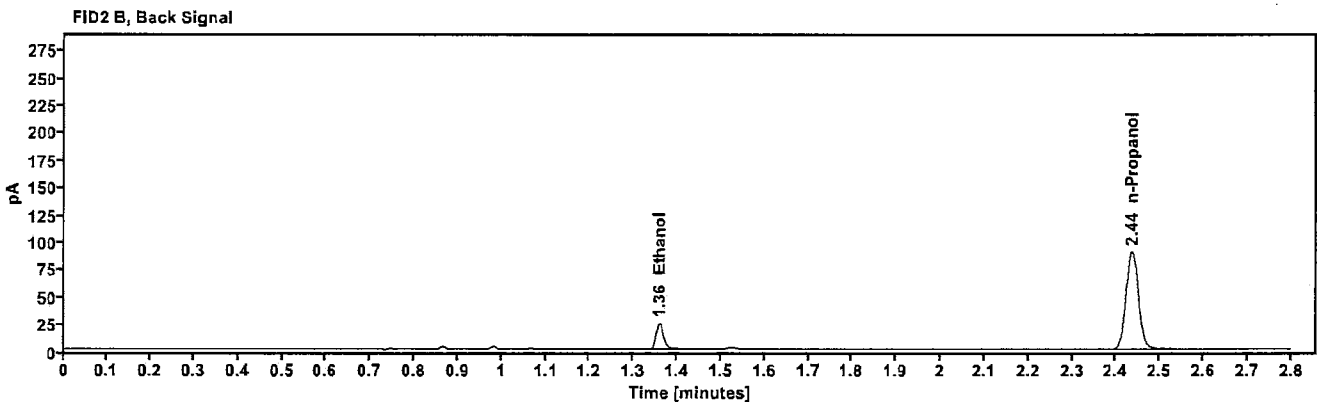
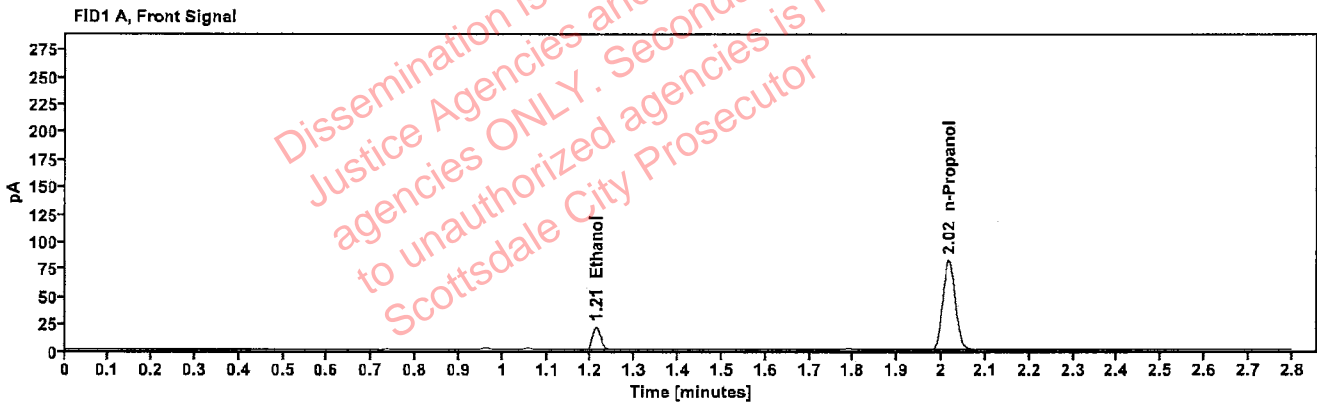


Table 1: FID 1 A (column DB-ALC1)

Compound	Amount (g/100mL)	Time (min)	Peak Area
>Ethanol	0.0434	1.212	26.858
n-Propanol	---	2.016	163.490

Table 2: FID 2 B (column DB-ALC2)

Compound	Time (min)	Peak Area
Ethanol	1.359	29.680
n-Propanol	2.436	177.889

[REDACTED]: Brooke, Phillip - (14-Jun-2023)

Case: [REDACTED] User: pbrooke 6/14/2023

### Scottsdale Police Department Crime Lab Volatiles Analysis

Sample:	2311646-2	Vial:	39
Description:	[REDACTED]	LIMS ID:	[REDACTED]
Method:	ethanol quant.M	Sequence:	13Jun23
Instrument:	US14173023 CN14160045	Injection date:	6/13/2023 3:04:29 PM
Data file:	C:\Users\Public\Documents\ChemStation\1\Data\13Jun23\39.D	Analyst:	Brooke

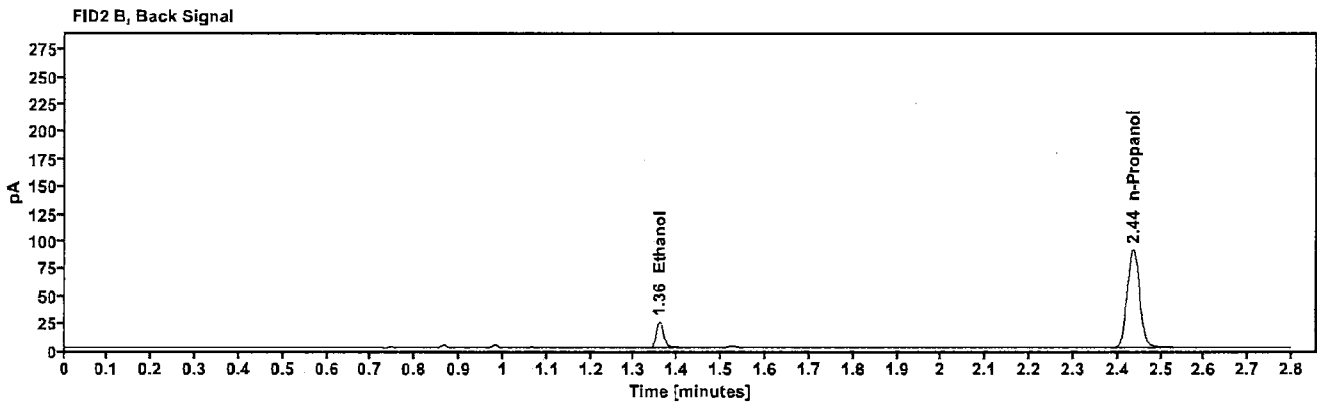
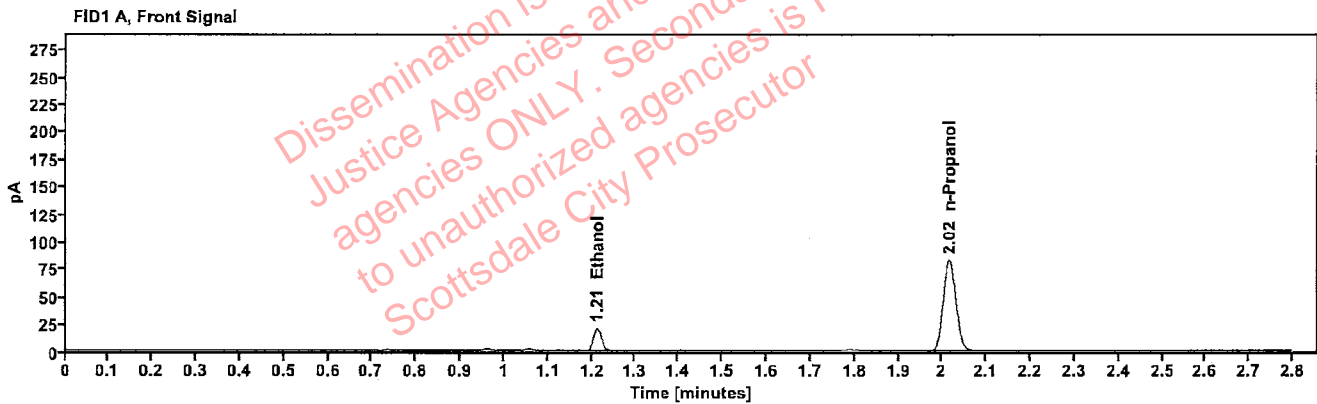


Table 1: FID 1 A (column DB-ALC1)

Compound	Amount (g/100mL)	Time (min)	Peak Area
>Ethanol	0.0429	1.212	26.774
n-Propanol	-----	2.016	164.919

Table 2: FID 2 B (column DB-ALC2)

Compound	Time (min)	Peak Area
Ethanol	1.359	29.592
n-Propanol	2.436	179.490

[REDACTED] : Brooke, Phillip - (14-Jun-2023)

Case: [REDACTED] User: pbrooke 6/14/2023

### Scottsdale Police Department Crime Lab Volatiles Analysis

Sample:	2311773-1	Vial:	40
Description:	[REDACTED]	LIMS ID:	[REDACTED]
Method:	ethanol quant.M	Sequence:	13Jun23
Instrument:	US14173023 CN14160045	Injection date:	6/13/2023 3:08:30 PM
Data file:	C:\Users\Public\Documents\ChemStation\1\Data\13Jun23\40.D	Analyst:	Brooke

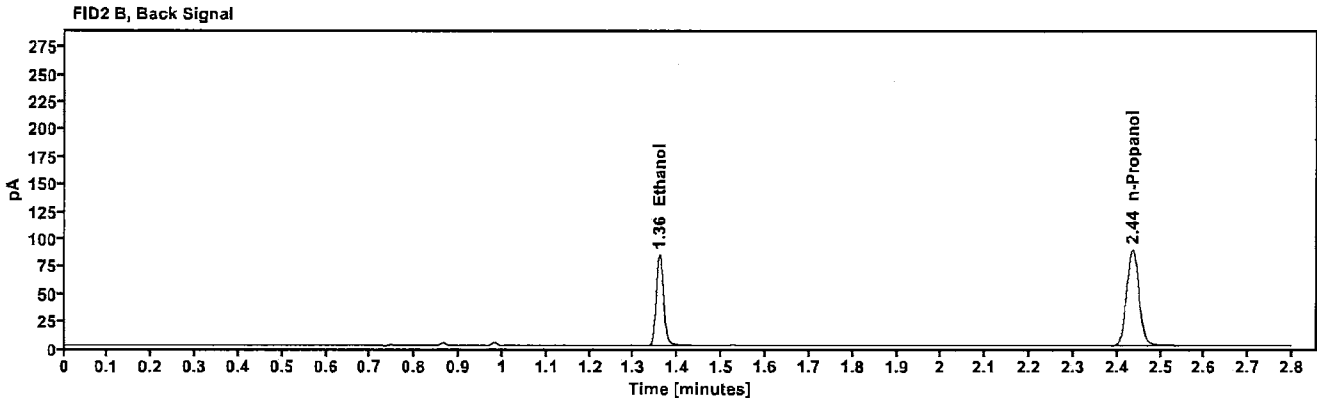
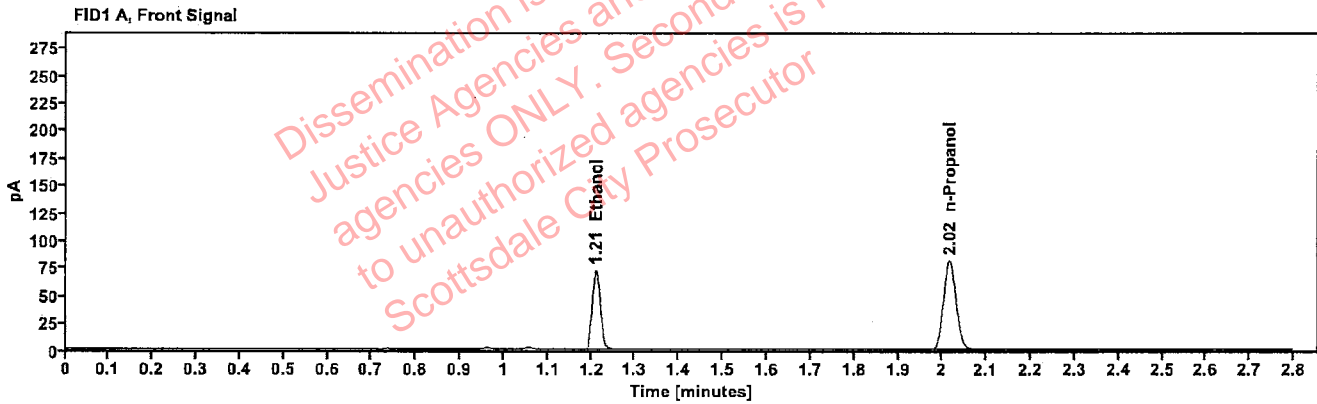


Table 1: FID 1 A (column DB-ALC1)

Compound	Amount (g/100mL)	Time (min)	Peak Area
>Ethanol	0.1492	1.210	92.240
n-Propanol	----	2.016	160.867

Table 2: FID 2 B (column DB-ALC2)

Compound	Time (min)	Peak Area
Ethanol	1.358	100.684
n-Propanol	2.435	174.934

[REDACTED]: Brooke, Phillip - (14-Jun-2023)

Case: [REDACTED] User: pbrooke 6/14/2023

### Scottsdale Police Department Crime Lab Volatiles Analysis

Sample:	2311773-1	Vial:	41
Description:	[REDACTED]	LIMS ID:	[REDACTED]
Method:	ethanol quant.M	Sequence:	13Jun23
Instrument:	US14173023 CN14160045	Injection date:	6/13/2023 3:12:30 PM
Data file:	C:\Users\Public\Documents\ChemStation\1\Data\13Jun23\41.D	Analyst:	Brooke

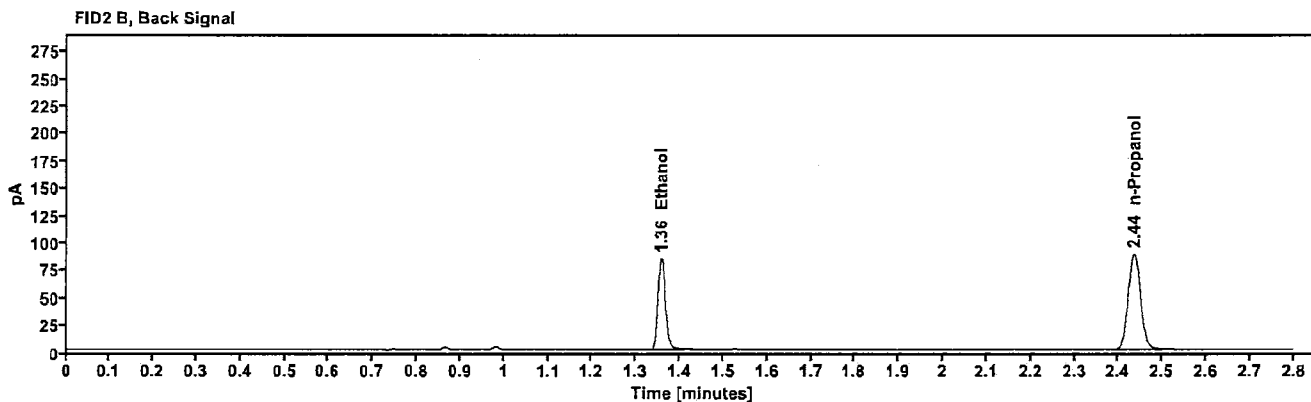
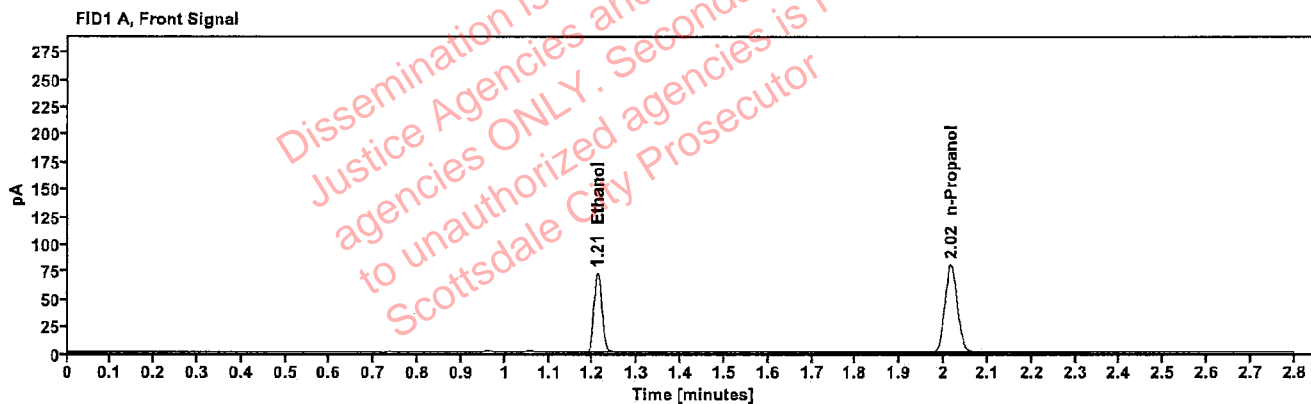


Table 1: FID 1 A (column DB-ALC1)

Compound	Amount (g/100mL)	Time (min)	Peak Area
>Ethanol	0.1505	1.210	92.639
n-Propanol	---	2.016	160.228

Table 2: FID 2 B (column DB-ALC2)

Compound	Time (min)	Peak Area
Ethanol	1.357	101.321
n-Propanol	2.435	174.353

[REDACTED]: Brooke, Phillip - (14-Jun-2023)

Case: [REDACTED] User: pbrooke 6/14/2023

### Scottsdale Police Department Crime Lab Volatiles Analysis

Sample:	1442798	Vial:	43
Description:	[REDACTED]	LIMS ID:	[REDACTED]
Method:	ethanol quant.M	Sequence:	13Jun23
Instrument:	US14173023 CN14160045	Injection date:	6/13/2023 3:20:44 PM
Data file:	C:\Users\Public\Documents\ChemStation\1\Data\13Jun23\43.D	Analyst:	Brooke

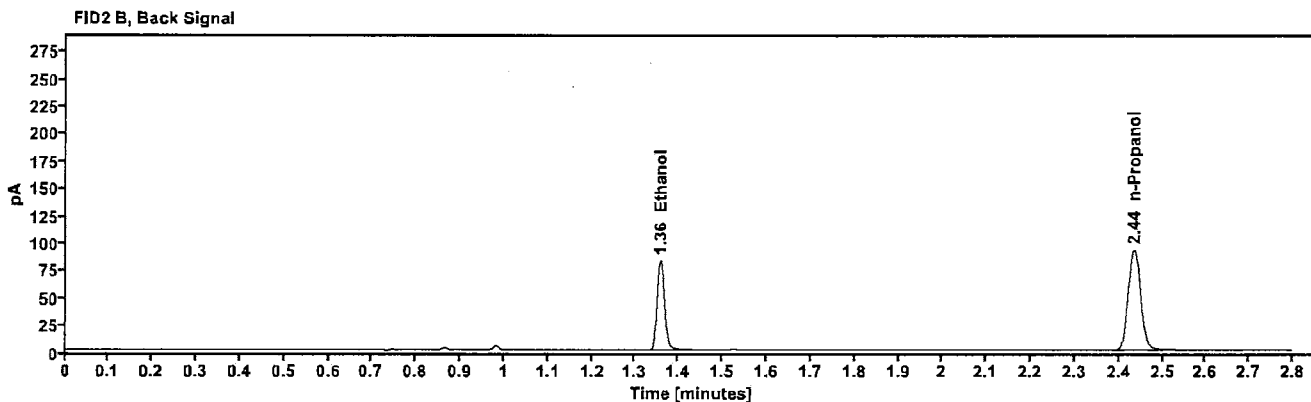
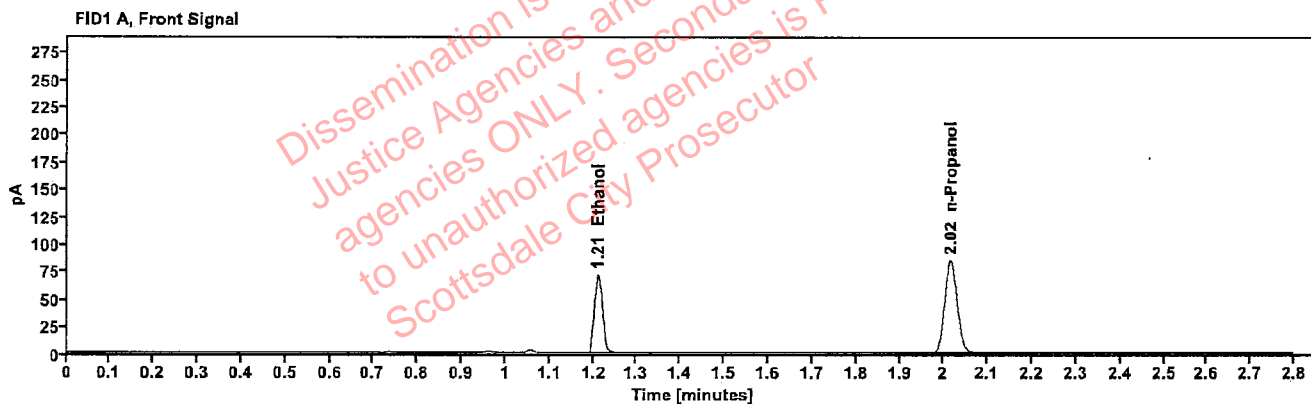


Table 1: FID 1 A (column DB-ALC1)

Compound	Amount (g/100mL)	Time (min)	Peak Area
>Ethanol	0.1414	1.210	91.321
n-Propanol	---	2.016	168.137

Table 2: FID 2 B (column DB-ALC2)

Compound	Time (min)	Peak Area
Ethanol	1.358	99.604
n-Propanol	2.435	183.074

## Scottsdale Police Department Crime Lab Volatiles Analysis

Sample:	1442798	Vial:	44
Description:	██████████	LIMS ID:	██████████
Method:	ethanol quant.M	Sequence:	13Jun23
Instrument:	US14173023 CN14160045	Injection date:	6/13/2023 3:24:45 PM
Data file:	C:\Users\Public\Documents\ChemStation\1\Data\13Jun23\44.D	Analyst:	Brooke

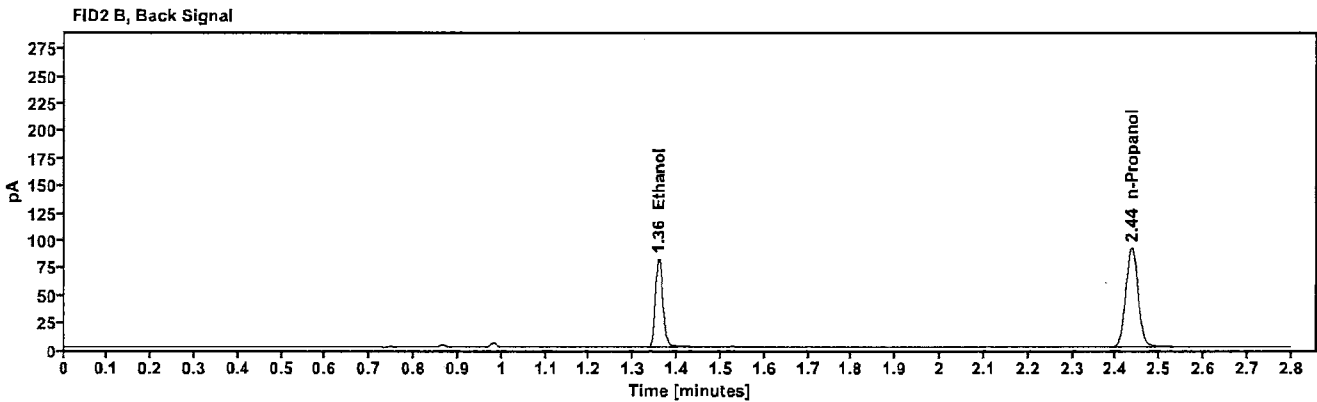
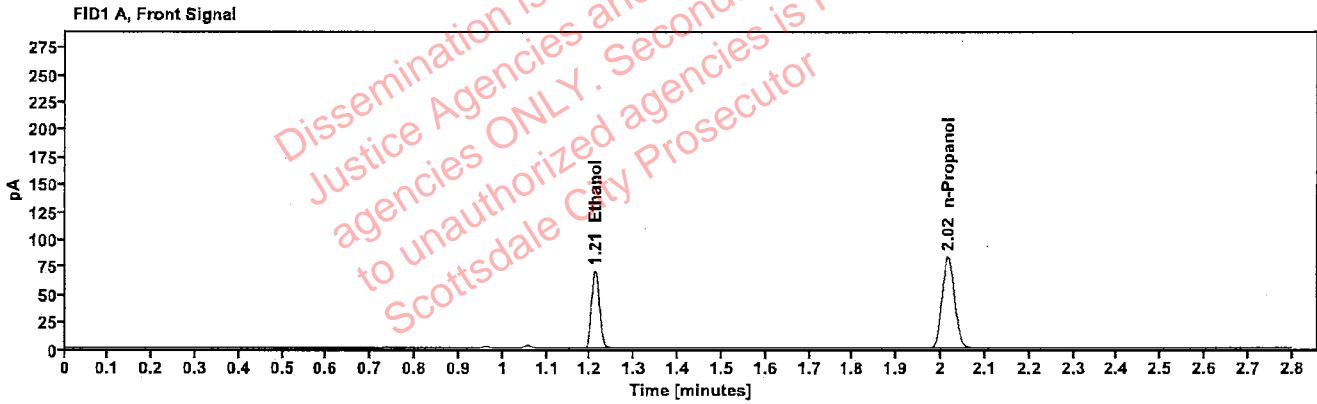


Table 1: FID 1 A (column DB-ALC1)

Compound	Amount (g/100mL)	Time (min)	Peak Area
>Ethanol	0.1408	1.210	89.710
n-Propanol	---	2.016	165.834

Table 2: FID 2 B (column DB-ALC2)

Compound	Time (min)	Peak Area
Ethanol	1.358	97.861
n-Propanol	2.435	180.437

[REDACTED]: Brooke, Phillip - (14-Jun-2023)

Case: [REDACTED] User: pbrooke 6/14/2023

### Scottsdale Police Department Crime Lab Volatiles Analysis

Sample:	2309697-5	Vial:	45
Description:	[REDACTED]	LIMS ID:	[REDACTED]
Method:	ethanol quant.M	Sequence:	13Jun23
Instrument:	US14173023 CN14160045	Injection date:	6/13/2023 3:28:44 PM
Data file:	C:\Users\Public\Documents\ChemStation\1\Data\13Jun23\45.D	Analyst:	Brooke

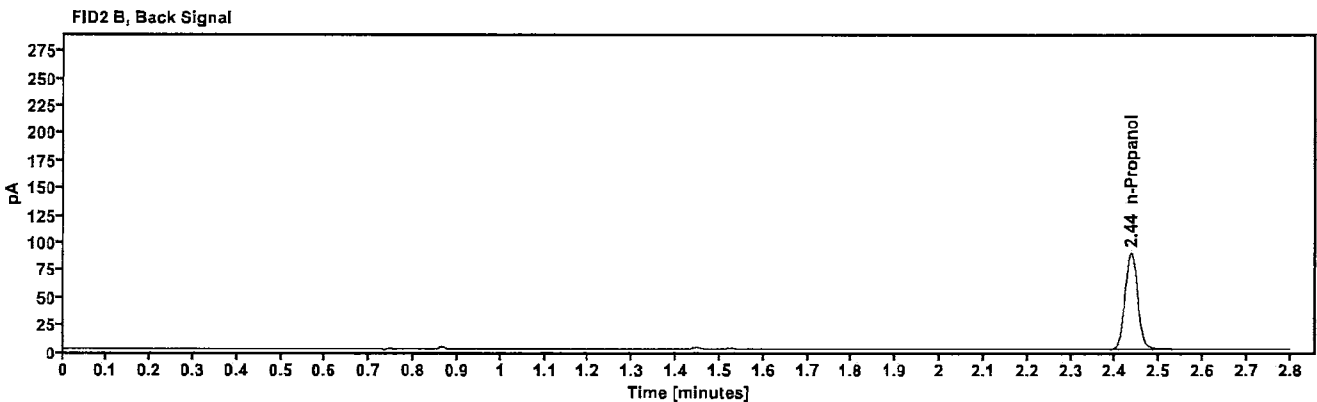
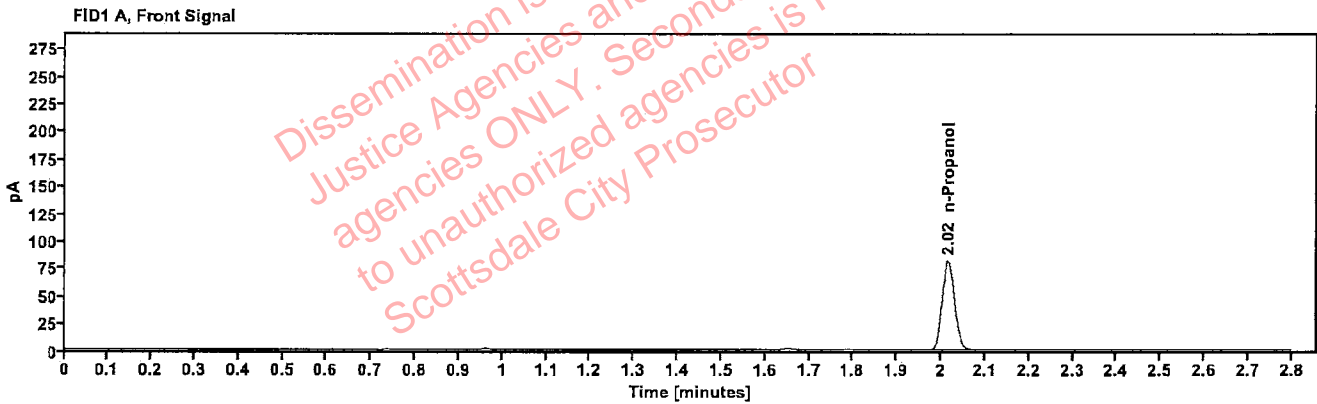


Table 1: FID 1 A (column DB-ALC1)

Compound	Amount (g/100mL)	Time (min)	Peak Area
n-Propanol	-----	2.016	161.396

Table 2: FID 2 B (column DB-ALC2)

Compound	Time (min)	Peak Area
n-Propanol	2.435	175.629

██████████: Brooke, Phillip - (14-Jun-2023)

Case: ██████████ User: pbrooke 6/14/2023

### Scottsdale Police Department Crime Lab Volatiles Analysis

Sample:	2309697-5	Vial:	46
Description:	██████████	LIMS ID:	██████████
Method:	ethanol quant.M	Sequence:	13Jun23
Instrument:	US14173023 CN14160045	Injection date:	6/13/2023 3:32:44 PM
Data file:	C:\Users\Public\Documents\ChemStation\1\Data\13Jun23\46.D	Analyst:	Brooke

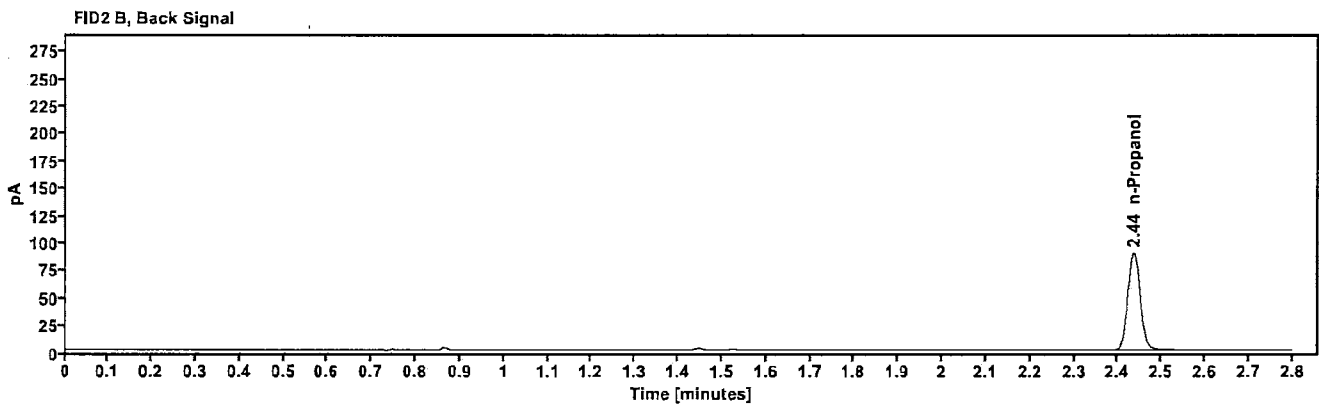
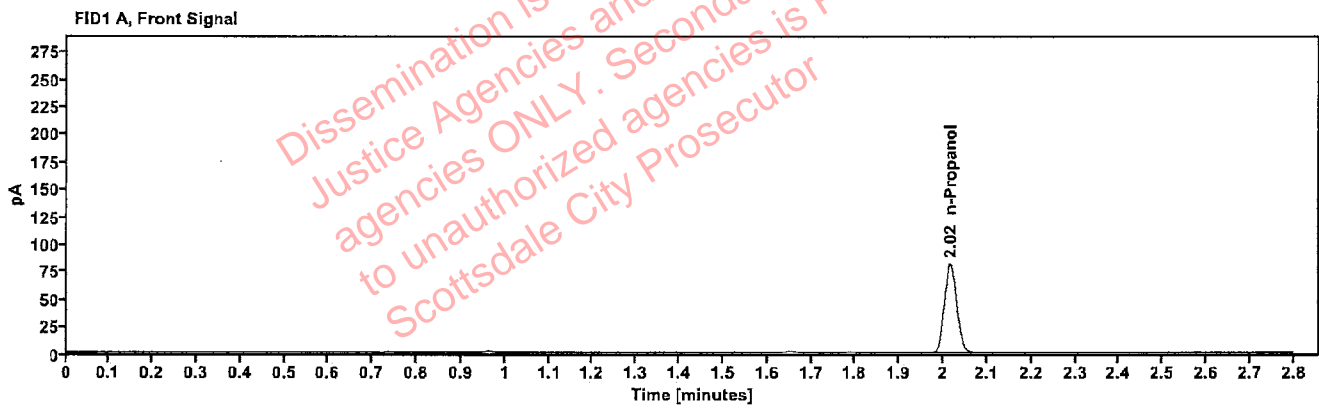


Table 1: FID 1 A (column DB-ALC1)

Compound	Amount (g/100mL)	Time (min)	Peak Area
n-Propanol	-----	2.016	162.113

Table 2: FID 2 B (column DB-ALC2)

Compound	Time (min)	Peak Area
n-Propanol	2.436	176.493



[REDACTED]: Brooke, Phillip - (14-Jun-2023)

Case: [REDACTED] User: pbrooke 6/14/2023

### Scottsdale Police Department Crime Lab Volatiles Analysis

Sample:	2311849-2	Vial:	47
Description:	[REDACTED]	LIMS ID:	[REDACTED]
Method:	ethanol quant.M	Sequence:	13Jun23
Instrument:	US14173023 CN14160045	Injection date:	6/13/2023 3:36:45 PM
Data file:	C:\Users\Public\Documents\ChemStation\1\Data\13Jun23\47.D	Analyst:	Brooke

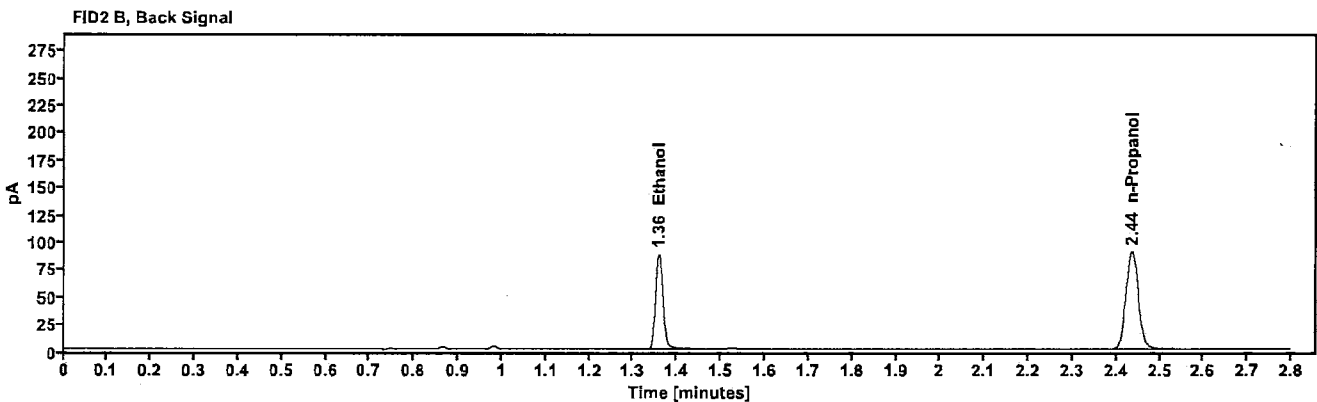
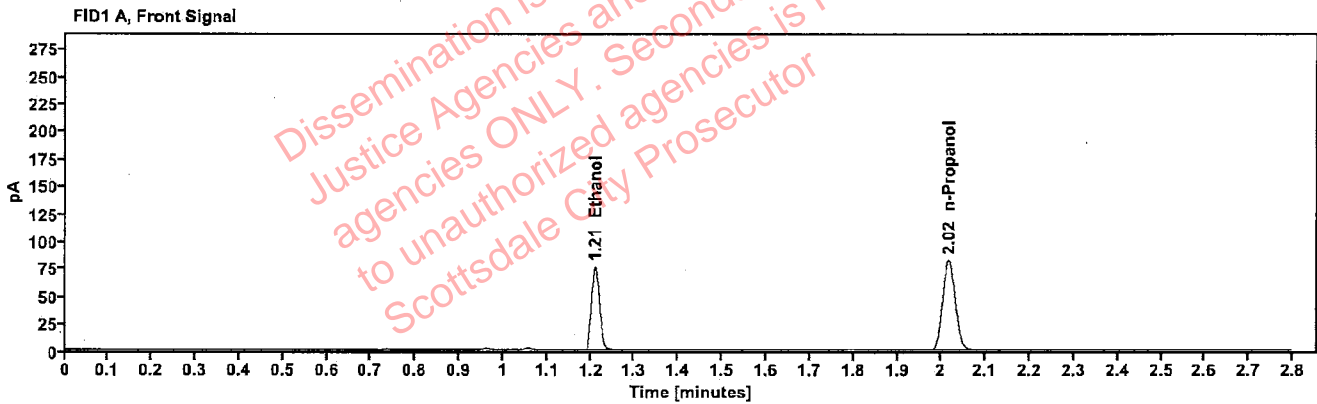


Table 1: FID 1 A (column DB-ALC1)

Compound	Amount (g/100mL)	Time (min)	Peak Area
>Ethanol	0.1542	1.210	97.012
n-Propanol	-----	2.016	163.653

Table 2: FID 2 B (column DB-ALC2)

Compound	Time (min)	Peak Area
Ethanol	1.358	106.027
n-Propanol	2.436	177.897

### Scottsdale Police Department Crime Lab Volatiles Analysis

Sample:	2311849-2	Vial:	48
Description:	[REDACTED]	LIMS ID:	[REDACTED]
Method:	ethanol quant.M	Sequence:	13Jun23
Instrument:	US14173023 CN14160045	Injection date:	6/13/2023 3:40:44 PM
Data file:	C:\Users\Public\Documents\ChemStation\1\Data\13Jun23\48.D	Analyst:	Brooke

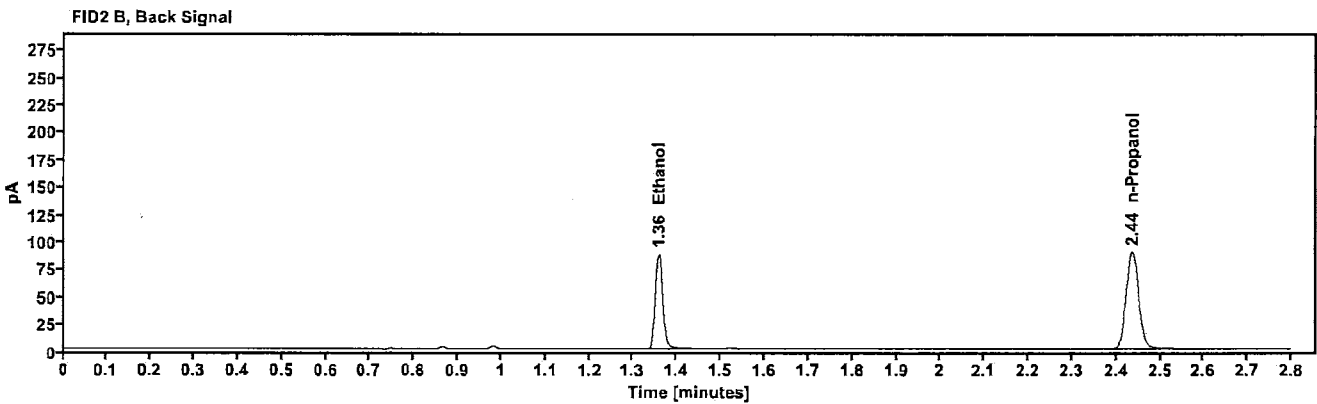
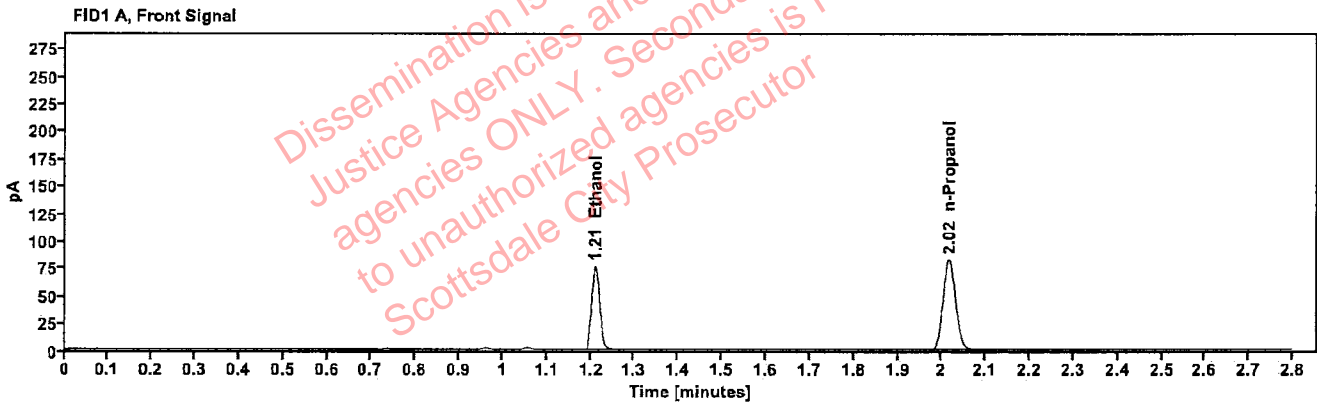


Table 1: FID 1 A (column DB-ALC1)

Compound	Amount (g/100mL)	Time (min)	Peak Area
>Ethanol	0.1540	1.211	96.925
n-Propanol	---	2.016	163.708

Table 2: FID 2 B (column DB-ALC2)

Compound	Time (min)	Peak Area
Ethanol	1.358	106.074
n-Propanol	2.436	178.022

[REDACTED] : Brooke, Phillip - (14-Jun-2023)

Case: [REDACTED] User: pbrooke 6/14/2023

### Scottsdale Police Department Crime Lab Volatiles Analysis

Sample:	2311922-3	Vial:	49
Description:	[REDACTED]	LIMS ID:	[REDACTED]
Method:	ethanol quant.M	Sequence:	13Jun23
Instrument:	US14173023 CN14160045	Injection date:	6/13/2023 3:45:00 PM
Data file:	C:\Users\Public\Documents\ChemStation\1\Data\13Jun23\49.D	Analyst:	Brooke

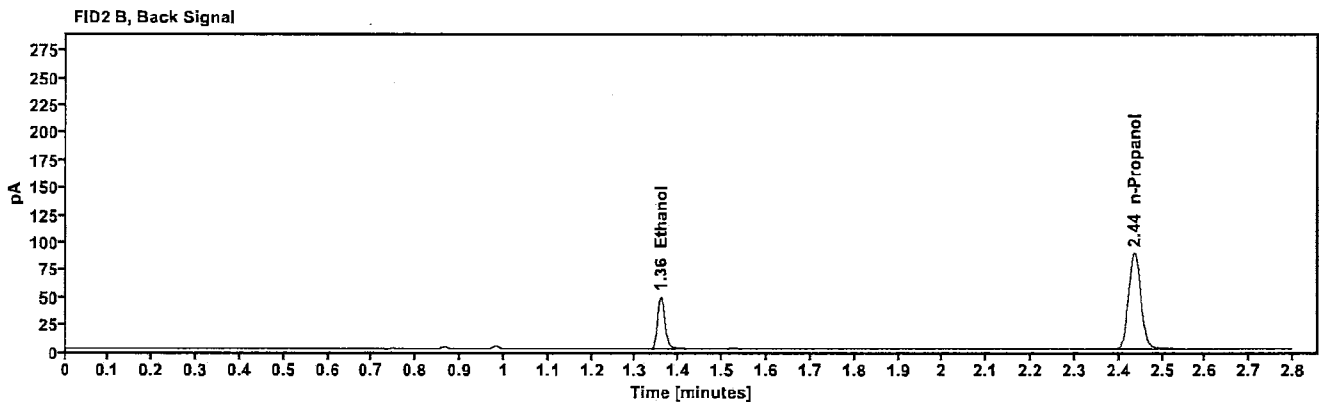
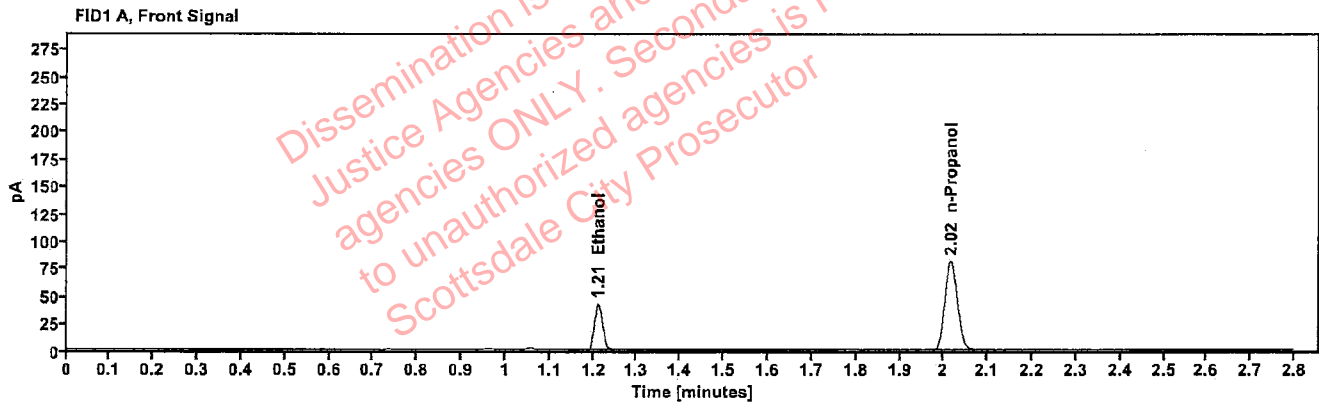


Table 1: FID 1 A (column DB-ALC1)

Compound	Amount (g/100mL)	Time (min)	Peak Area
>Ethanol	0.0867	1.211	53.619
n-Propanol	-----	2.016	161.584

Table 2: FID 2 B (column DB-ALC2)

Compound	Time (min)	Peak Area
Ethanol	1.358	58.443
n-Propanol	2.436	175.724

[REDACTED]: Brooke, Phillip - (14-Jun-2023)

Case: [REDACTED] User: pbrooke 6/14/2023

### Scottsdale Police Department Crime Lab Volatiles Analysis

Sample:	2311922-3	Vial:	50
Description:	[REDACTED]	LIMS ID:	[REDACTED]
Method:	ethanol quant.M	Sequence:	13Jun23
Instrument:	US14173023 CN14160045	Injection date:	6/13/2023 3:48:59 PM
Data file:	C:\Users\Public\Documents\ChemStation\1\Data\13Jun23\50.D	Analyst:	Brooke

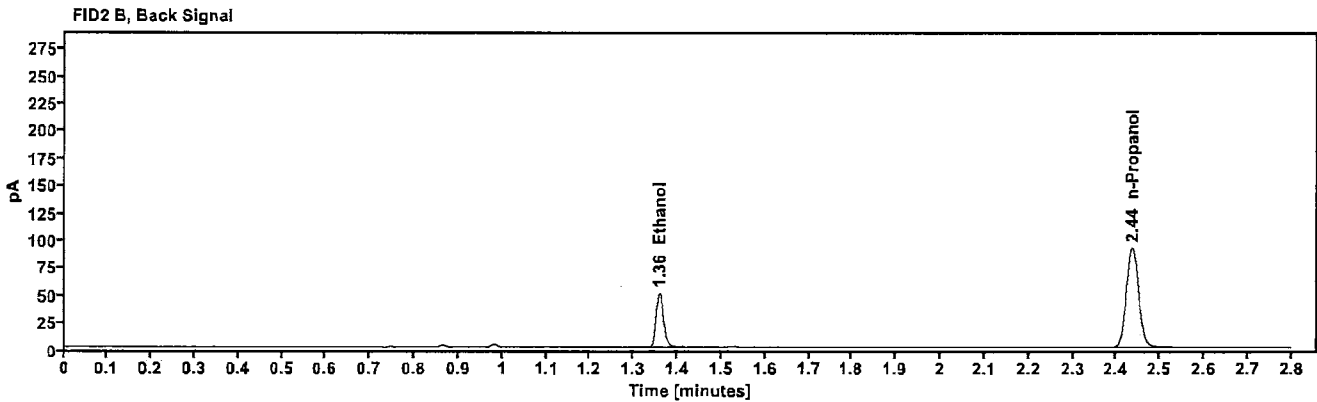
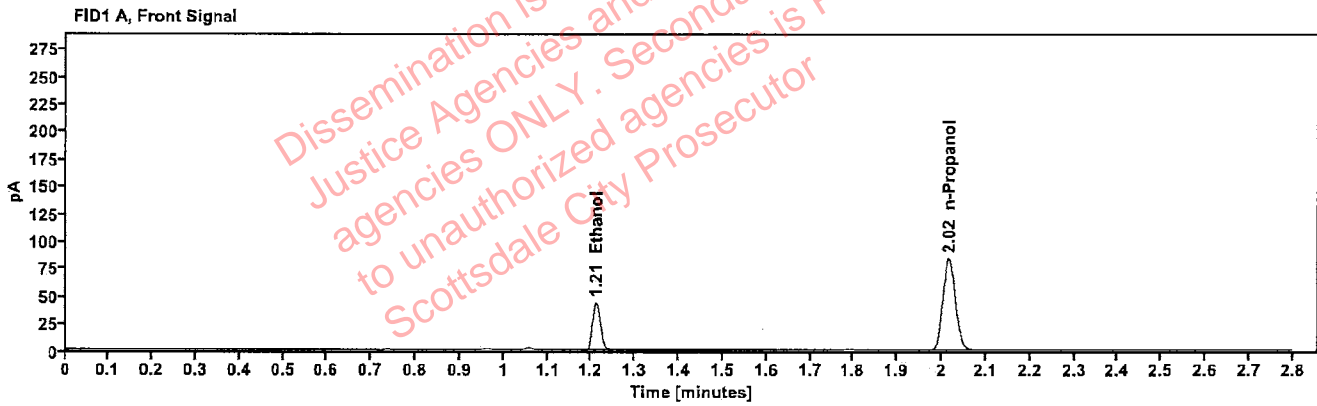


Table 1: FID 1 A (column DB-ALC1)

Compound	Amount (g/100mL)	Time (min)	Peak Area
>Ethanol	0.0869	1.211	55.381
n-Propanol	---	2.016	166.565

Table 2: FID 2 B (column DB-ALC2)

Compound	Time (min)	Peak Area
Ethanol	1.358	60.394
n-Propanol	2.436	181.187

[REDACTED]: Brooke, Phillip - (14-Jun-2023)

Case: [REDACTED] User: pbrooke 6/14/2023

### Scottsdale Police Department Crime Lab Volatiles Analysis

Sample:	2312014-2	Vial:	51
Description:	[REDACTED]	LIMS ID:	[REDACTED]
Method:	ethanol quant.M	Sequence:	13Jun23
Instrument:	US14173023 CN14160045	Injection date:	6/13/2023 3:53:00 PM
Data file:	C:\Users\Public\Documents\ChemStation\1\Data\13Jun23\51.D	Analyst:	Brooke

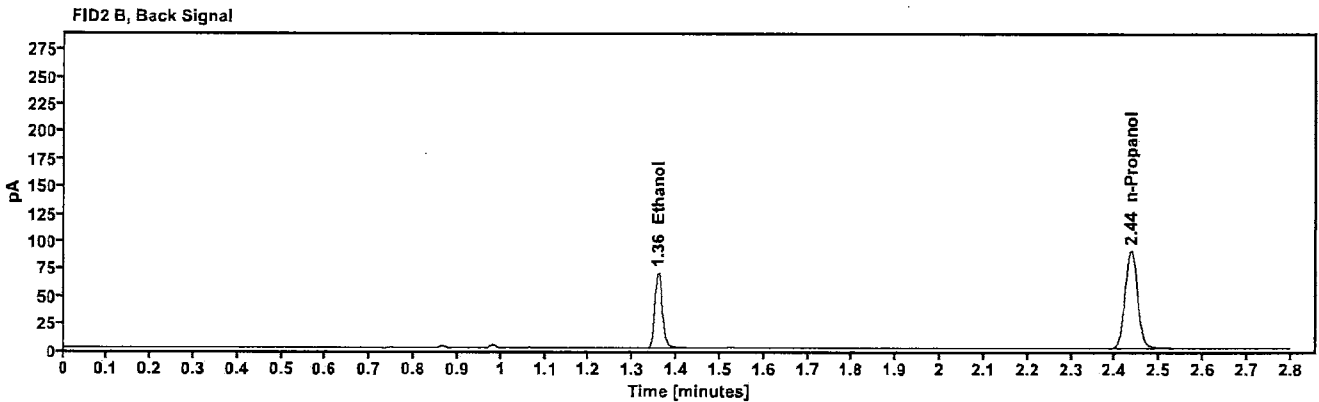
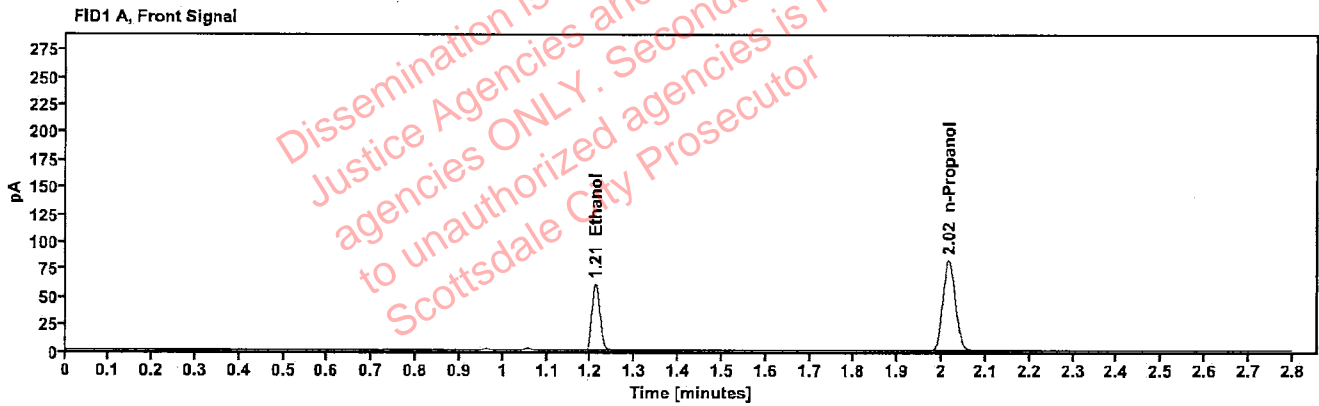


Table 1: FID 1 A (column DB-ALC1)

Compound	Amount (g/100mL)	Time (min)	Peak Area
>Ethanol	0.1224	1.211	77.095
n-Propanol	---	2.016	164.102

Table 2: FID 2 B (column DB-ALC2)

Compound	Time (min)	Peak Area
Ethanol	1.358	84.088
n-Propanol	2.435	178.530

[REDACTED] : Brooke, Phillip - (14-Jun-2023)

Case: [REDACTED] User: pbrooke 6/14/2023

### Scottsdale Police Department Crime Lab Volatiles Analysis

Sample:	2312014-2	Vial:	52
Description:	[REDACTED]	LIMS ID:	[REDACTED]
Method:	ethanol quant.M	Sequence:	13Jun23
Instrument:	US14173023 CN14160045	Injection date:	6/13/2023 3:57:00 PM
Data file:	C:\Users\Public\Documents\ChemStation\1\Data\13Jun23\52.D	Analyst:	Brooke

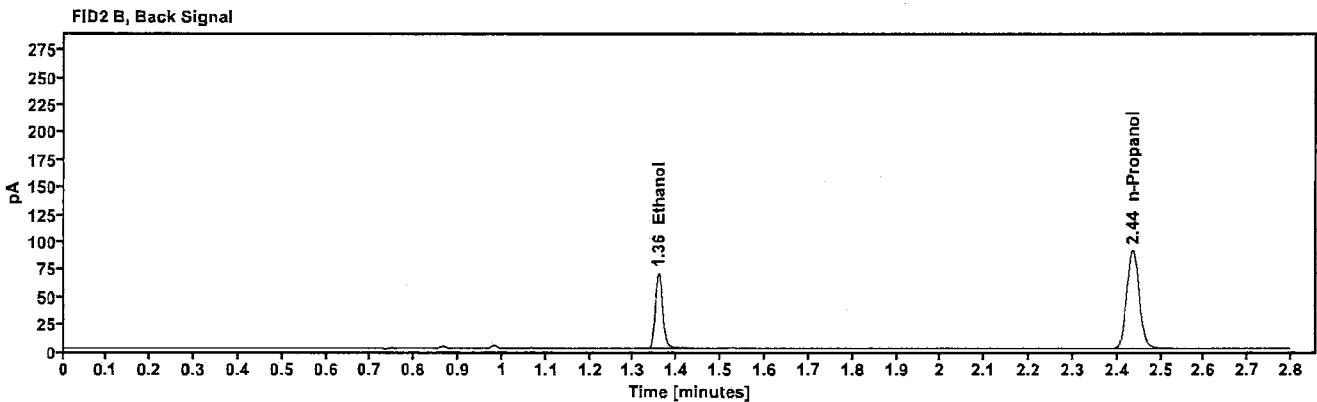
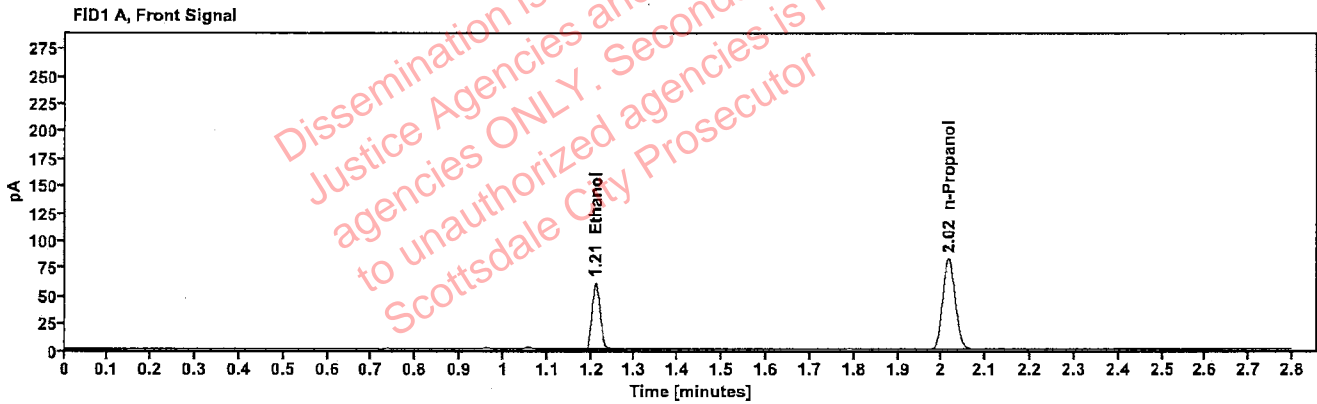


Table 1: FID 1 A (column DB-ALC1)

Compound	Amount (g/100mL)	Time (min)	Peak Area
>Ethanol	0.1224	1.210	77.223
n-Propanol	---	2.016	164.418

Table 2: FID 2 B (column DB-ALC2)

Compound	Time (min)	Peak Area
Ethanol	1.358	84.247
n-Propanol	2.435	178.761