

# SCOTTSDALE POLICE DEPARTMENT CRIME LABORATORY BLOOD ALCOHOL FACE SHEET

ANALYSIS DATE 6/12/2017 SEQUENCE NAME 12Jun17

### EQUIPMENT

Pipettor  Hamilton ML600EH7497  Hamilton ML600GJ10749  
 Gas Chromatograph  Agilent US14173023

### INSTRUMENT CALIBRATION

Vial 1 0.02 calibrator Lot FN03241604 Coefficient of determination (r<sup>2</sup>)  
 Vial 2 0.10 calibrator Lot FN06181501 0.99999  
 Vial 3 0.20 calibrator Lot FN07201502  
 Vial 4 0.40 calibrator Lot FN11191402

### CALIBRATION VERIFICATION AND RESOLUTION TEST

Vial	Sample	Expected result	Measured result	Manufacturer/lot
5	Blank	Not detected	Not detected	SPD lab 041717
6	Volatiles mixture	6 compounds	6 compounds	SPD lab 020917WLA
7	Aqueous control	0.400 g/dL	0.399 g/dL	Lipomed 08012015-C
8	Aqueous control	0.040 g/dL	0.039 g/dL	Lipomed 09022015-A
9	Blood control	0.200 g/dL	0.200 g/dL	ACQ 407041529/3
20	Aqueous control	0.080 g/dL	0.080 g/dL	Lipomed 28082014-B
31	Aqueous control	0.150 g/dL	0.152 g/dL	Lipomed 09022015-C
42	Blood control	0.200 g/dL	0.199 g/dL	ACQ 407041529/3
53	Aqueous control	0.080 g/dL	0.080 g/dL	Lipomed 28082014-B
64	Aqueous control	0.150 g/dL	0.151 g/dL	Lipomed 09022015-C
75	Blood control	0.200 g/dL	0.198 g/dL	ACQ 407041529/3
78	Aqueous control	0.400 g/dL	0.402 g/dL	Lipomed 08012015-C
79	Aqueous control	0.040 g/dL	0.039 g/dL	Lipomed 09022015-A
80	Blood control	0.200 g/dL	0.201 g/dL	ACQ 407041529/3
81	Blank	Not detected	Not detected	SPD lab 041717

### SUBJECT SAMPLES

Subjects in the sequence 31 Subjects requiring reanalysis 0

ADDITIONAL NOTES: All testing proceeded as expected.

Run valid  Run invalid  WAB1570 6/15/17 Analyst  
 Run valid  Run invalid  KOSECKI 6/16/17 Technical Reviewer

# Scottsdale Police Department Crime Laboratory Sequence Quality Assurance Summary

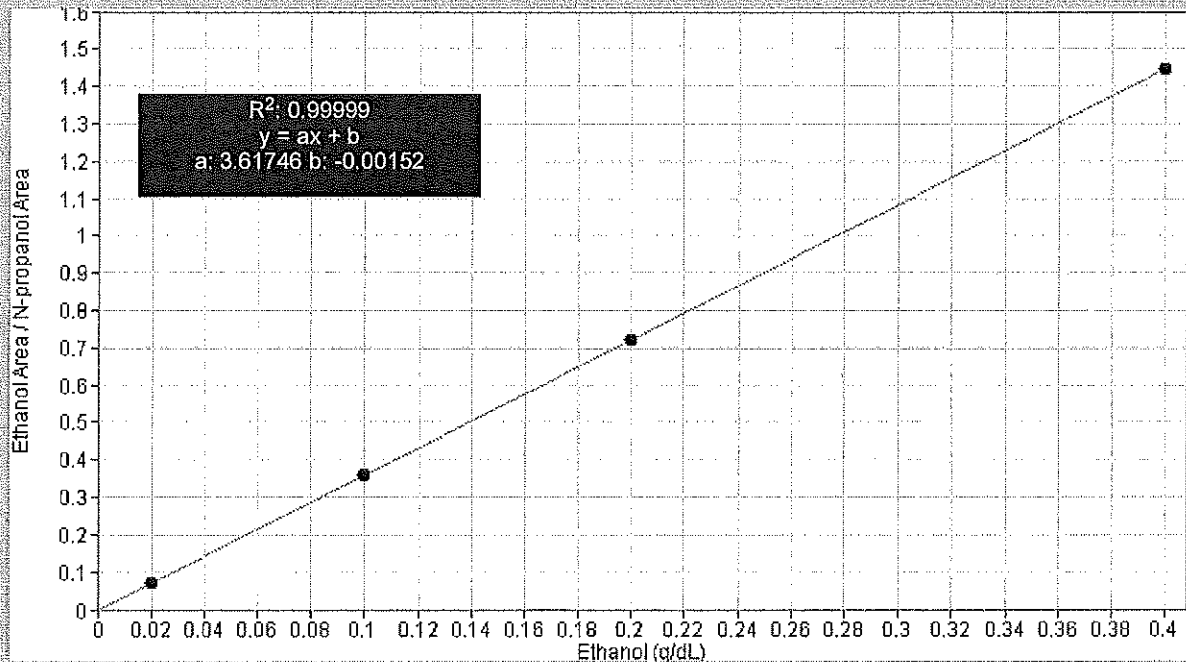
SEQUENCE NAME: 12Jun17

ANALYST: Adrian

Sample Name	Vial	Measured Value (g/dL)	Expected Value (g/dL)	Percent Difference	Absolute Difference (g/dL)
blank 041717	5	negative	negative	-	-
0.400 Lipomed 08012015-C	7	0.399	0.400	0.25	-0.001
0.040 Lipomed 09022015-A	8	0.039	0.040	2.50	-0.001
0.20 ACQ 407041529/3	9	0.200	0.200	0.00	0.000
0.080 Lipomed 28082014-B	20	0.080	0.080	0.00	0.000
0.150 Lipomed 09022015-C	31	0.152	0.150	1.33	0.002
0.20 ACQ 407041529/3	42	0.199	0.200	0.50	-0.001
0.080 Lipomed 28082014-B	53	0.080	0.080	0.00	0.000
0.150 Lipomed 09022015-C	64	0.151	0.150	0.67	0.001
0.20 ACQ 407041529/3	75	0.198	0.200	1.00	-0.002
0.40 Lipomed 08012015-C	78	0.402	0.400	0.50	0.002
0.04 Lipomed 09022015-A	79	0.039	0.040	2.50	-0.001
0.20 ACQ 407041529/3	80	0.201	0.200	0.50	0.001
blank 041717	81	negative	negative	-	-

Calibrator	Ethanol Area	N-propanol Area	Ratio
0.020	11.158	160.572	0.070
0.100	58.291	161.750	0.360
0.200	117.500	162.227	0.724
0.400	234.256	162.190	1.444

### Calibration Line



WA

# Scottsdale Police Department Crime Lab Volatiles Analysis

**Sample:** 0.020 Cerilliant FN03241604  
**Injection date:** 6/12/2017 11:43:06 AM  
**Method:** ethanol quant.M  
**Instrument:** US14173023 CN14160045  
**Data file:** C:\Chem32\1\Data\12Jun17\1.D

**Item number:**  
**Vial:** 1  
**Sequence:** 12Jun17  
**Analyst:** Adrian

Dissemination is restricted to Criminal Justice Agencies and authorized Non-C.J. Agencies ONLY. Secondary dissemination to unauthorized agencies is PROHIBITED. Scottsdale City Prosecutor's Office

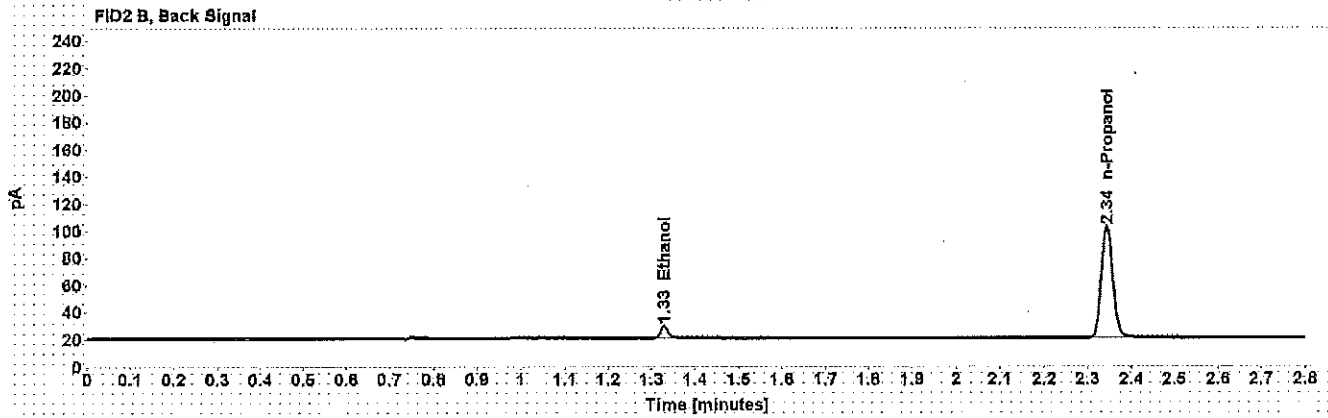
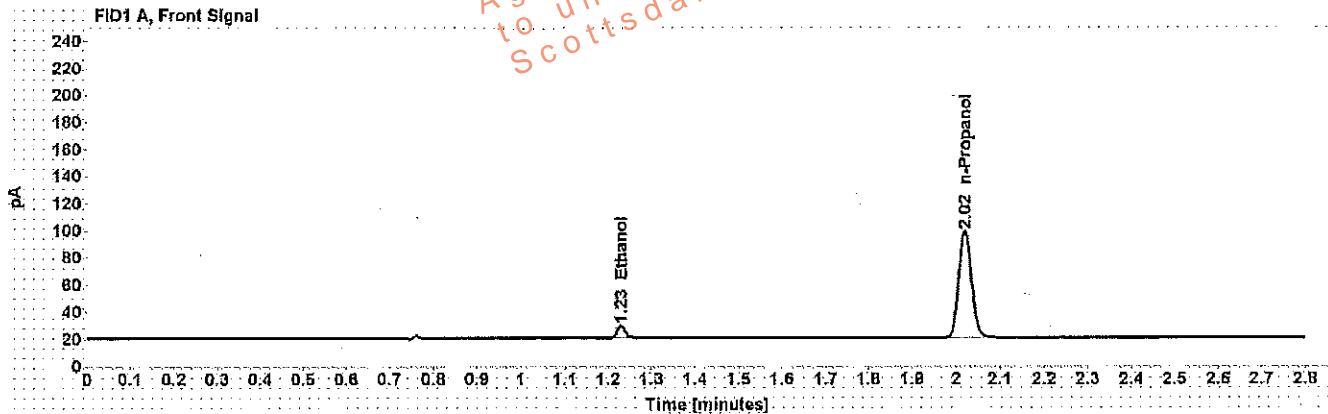


Table 1: FID 1 A (column DB-ALC1)

Compound	Time (min)	Peak Area
Ethanol	1.229	11.158
n-Propanol	2.021	160.572

Table 2: FID 2 B (column DB-ALC2)

Compound	Time (min)	Peak Area
Ethanol	1.329	10.562
n-Propanol	2.344	152.683

# Scottsdale Police Department Crime Lab Volatiles Analysis

**Sample:** 0.100 Cerilliant FN06181501 **Item number:**  
**Injection date:** 6/12/2017 11:47:06 AM **Vial:** 2  
**Method:** ethanol quant.M **Sequence:** 12Jun17  
**Instrument:** LJS14173023 CN14160045 **Analyt:** Adrian  
**Data file:** C:\Chem32\11\Data\12Jun17\2.D

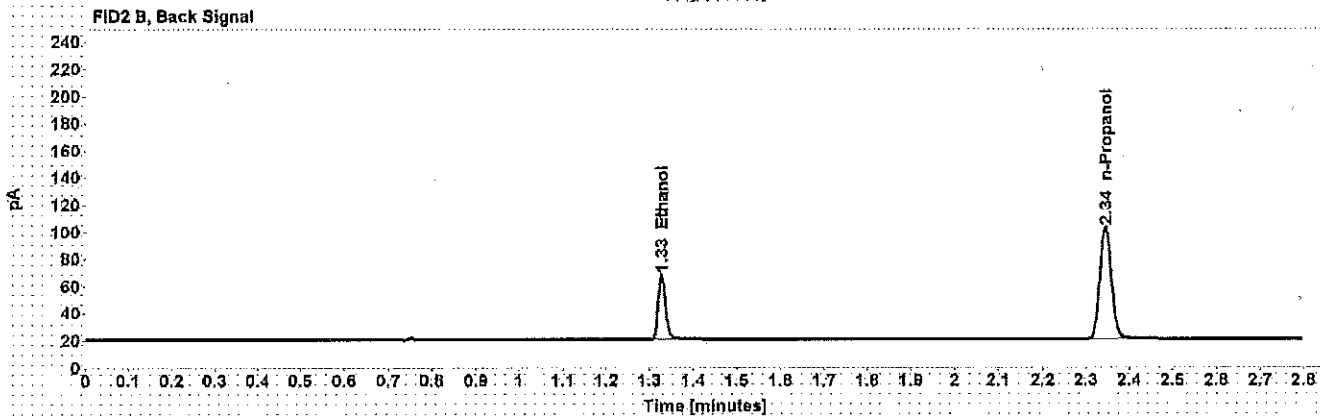
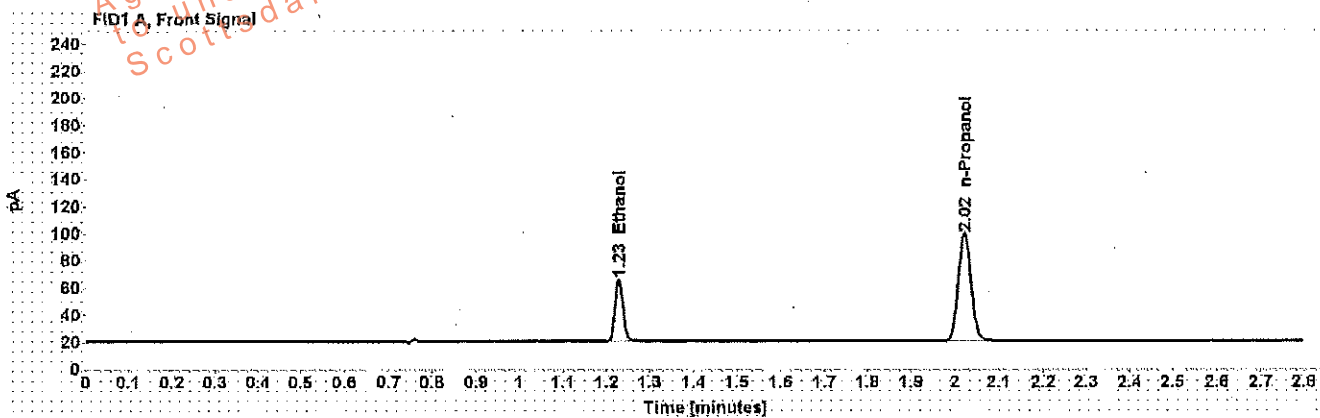


Table 1: FID 1 A (column DB-ALC1)

Compound	Time (min)	Peak Area
Ethanol	1.229	58.291
n-Propanol	2.022	161.750

Table 2: FID 2 B (column DB-ALC2)

Compound	Time (min)	Peak Area
Ethanol	1.327	55.699
n-Propanol	2.345	153.571

W4

# Scottsdale Police Department Crime Lab Volatiles Analysis

Justification is restricted to Criminal Agencies and authorized to disseminate to unauthorized agencies is PROHIBITED.  
Scottsdale City Prosecutor

Sample:	0.200 Cerilliant FN07201502	Item number:	
Injection date:	6/12/2017 11:51:06 AM	Vial:	3
Method:	ethanol quant.M	Sequence:	12Jun17
Instrument:	US14173023 CN14160045	Analyst:	Adrian
Data file:	C:\Chem32\1\Data\12Jun17\3.D		

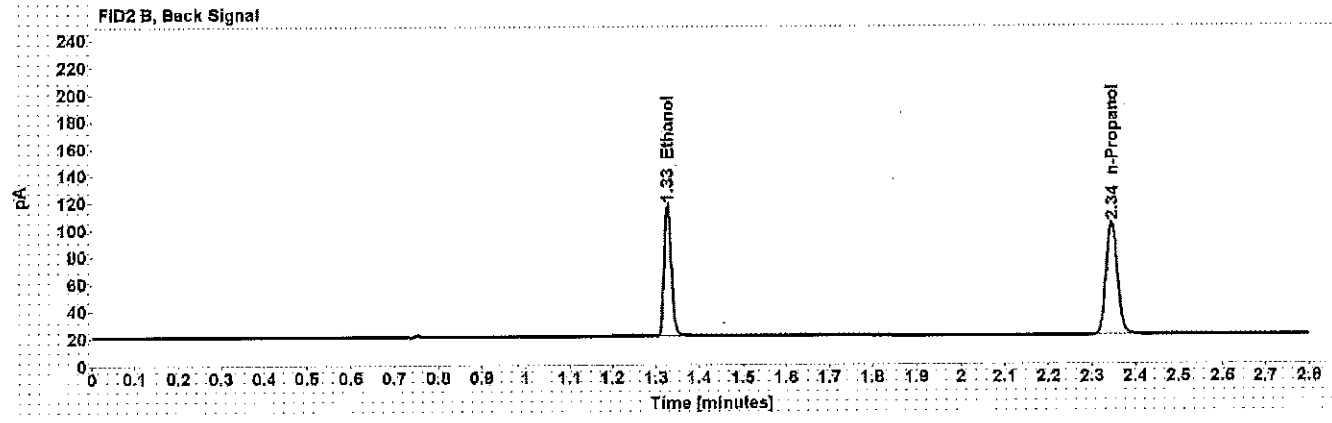
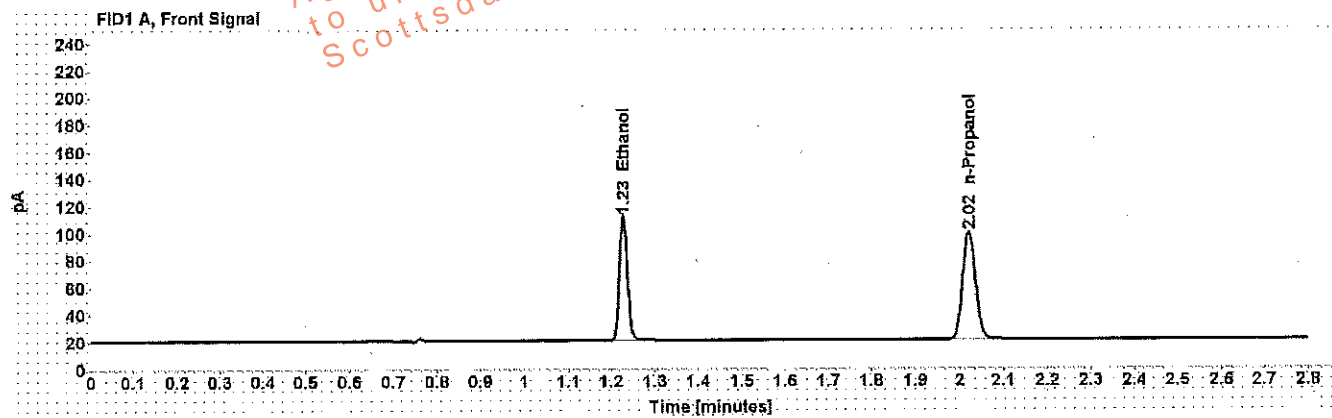


Table 1: FID 1 A (column DB-ALC1)

Compound	Time (min)	Peak Area
Ethanol	1.228	117.500
n-Propanol	2.021	162.227

Table 2: FID 2 B (column DB-ALC2)

Compound	Time (min)	Peak Area
Ethanol	1.327	112.384
n-Propanol	2.344	154.332

WAF

# Scottsdale Police Department Crime Lab Volatiles Analysis

Dissemination is restricted to Criminal Justice Agencies and Authorized Non-C.J. Agencies ONLY. Secondary dissemination to unauthorized agencies is PROHIBITED.  
Scottsdale City Prosecutor

Sample:	0.400 Cerilliant FN11191402	Item number:	
Injection date:	6/12/2017 11:55:06 AM	Vial:	4
Method:	ethanol quant.M	Sequence:	12Jun17
Instrument:	US14173023 CN14160045	Analyst:	Adrian
Data file:	C:\Chem32\1\Data\12Jun17\4.D		

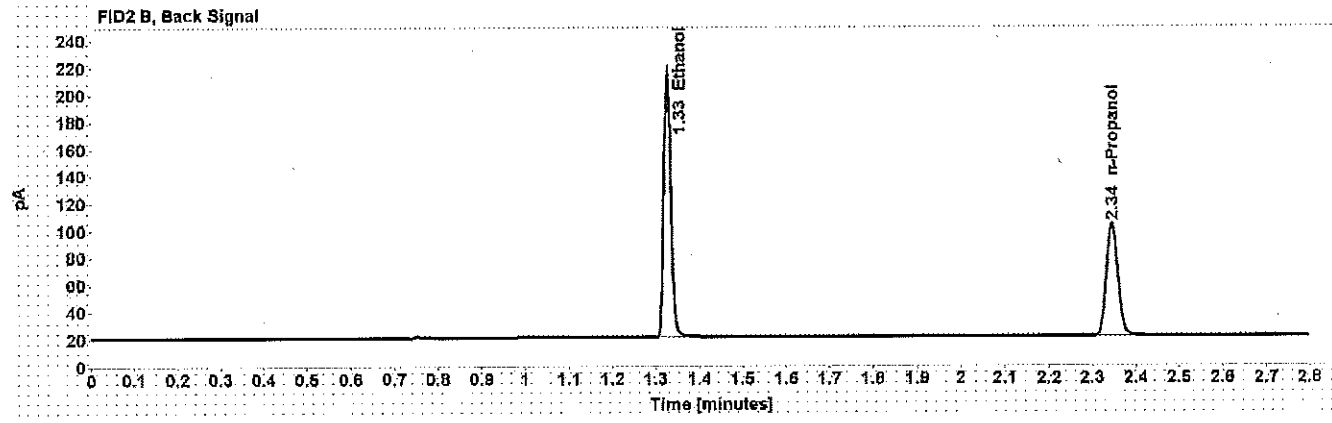
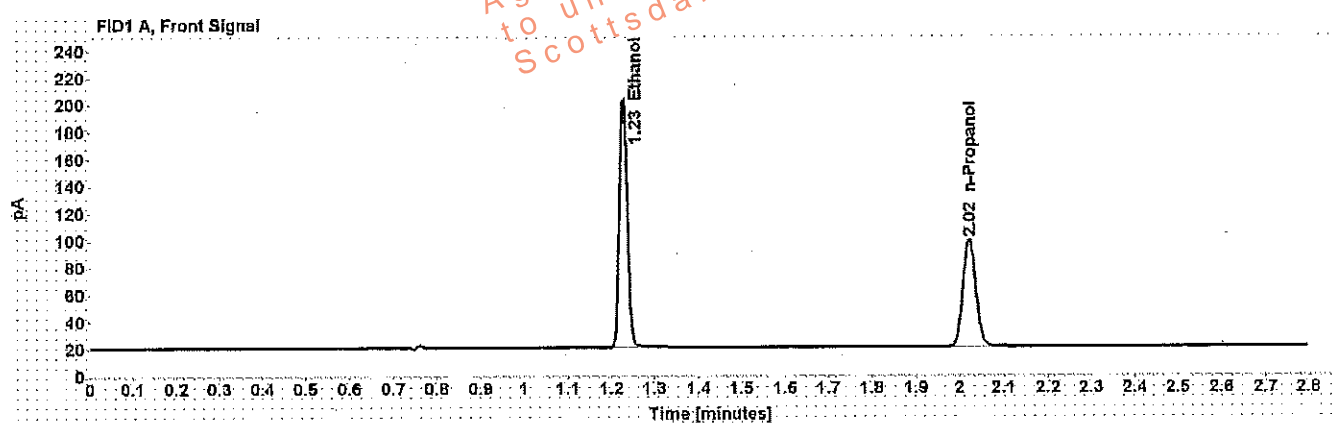


Table 1: FID 1 A (column DB-ALC1)

Compound	Time (min)	Peak Area
Ethanol	1.228	234.256
n-Propanol	2.022	162.190

Table 2: FID 2 B (column DB-ALC2)

Compound	Time (min)	Peak Area
Ethanol	1.326	225.484
n-Propanol	2.345	154.220

# Scottsdale Police Department Crime Lab Volatiles Analysis

**Sample:** blank 041717 **Item number:**  
**Injection date:** 6/12/2017 11:59:06 AM **Vial:** 5  
**Method:** ethanol quant.M **Sequence:** 12Jun17  
**Instrument:** US14173023 CN14160045 **Analyst:** Adrian  
**Data file:** C:\Chem32\11\Data\12Jun17\5.D

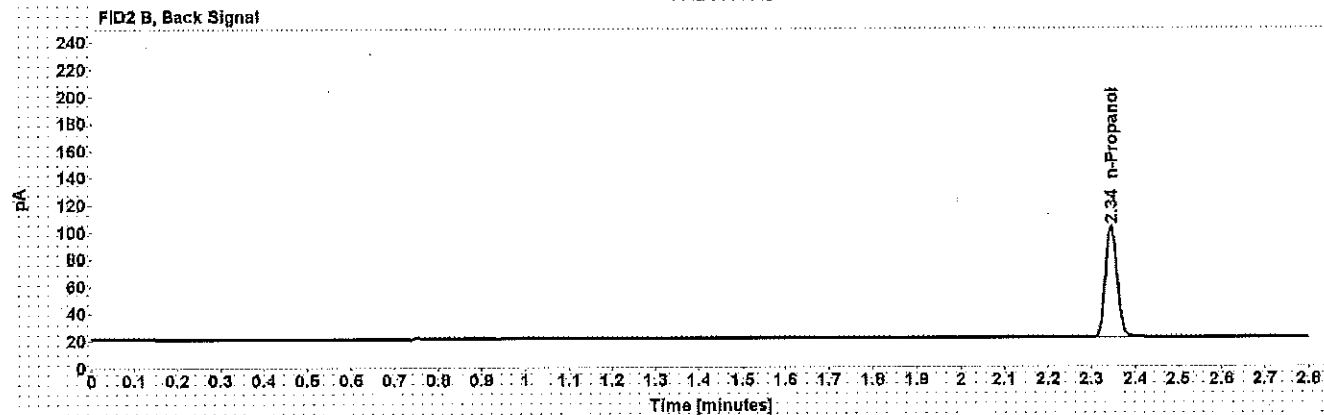
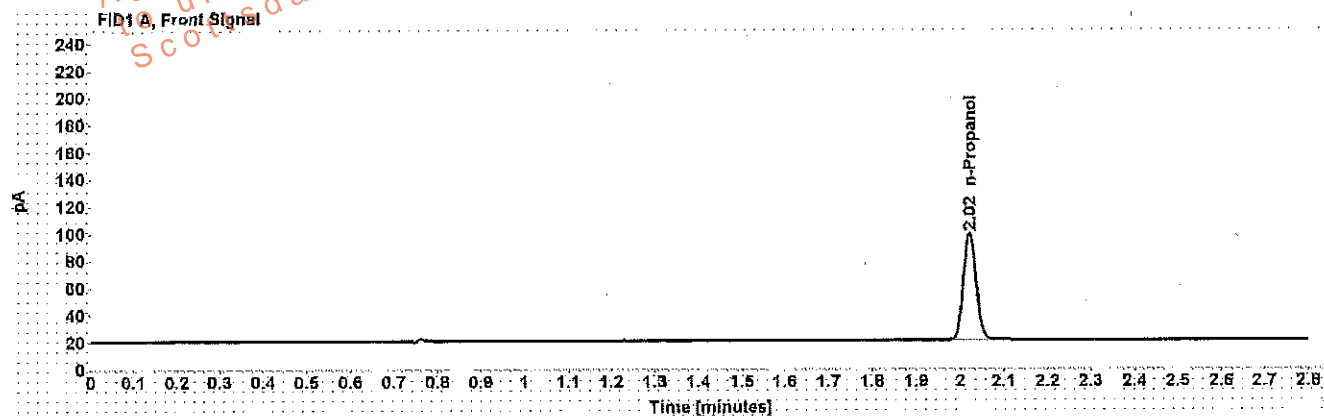


Table 1: FID 1 A (column DB-ALC1)

Compound	Amount (g/100mL)	Time (min)	Peak Area
n-Propanol	-----	2.022	160.988

Table 2: FID 2 B (column DB-ALC2)

Compound	Time (min)	Peak Area
n-Propanol	2.345	153.006



# Scottsdale Police Department Crime Lab Volatiles Analysis

**Sample:** volatiles mix 020917 WLA **Item number:**  
**Injection date:** 6/12/2017 12:03:06 PM **Vial:** 6  
**Method:** ethanol quant.M **Sequence:** 12Jun17  
**Instrument:** US14173023 CN14160045 **Analyst:** Adrian  
**Data file:** C:\Chem3211\Data\12Jun17\6.D

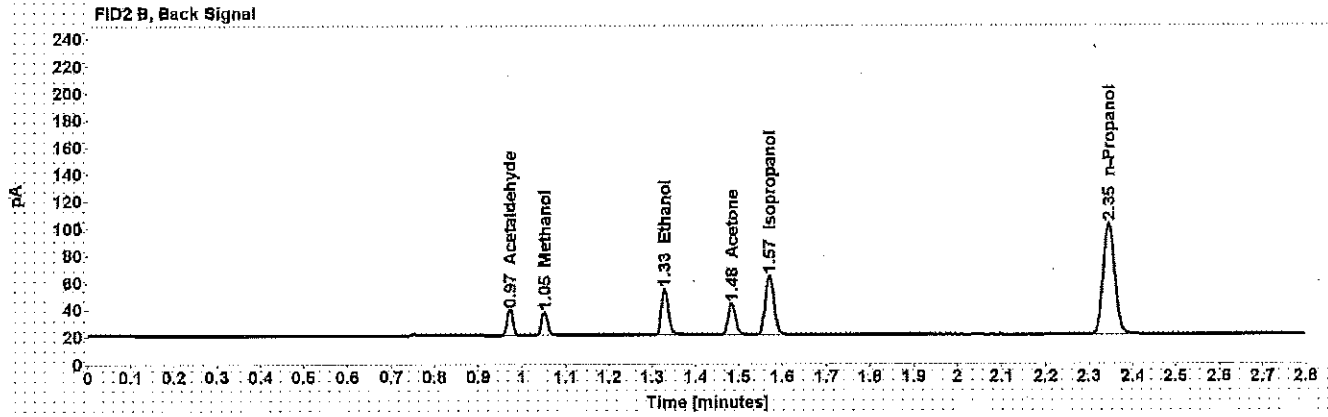
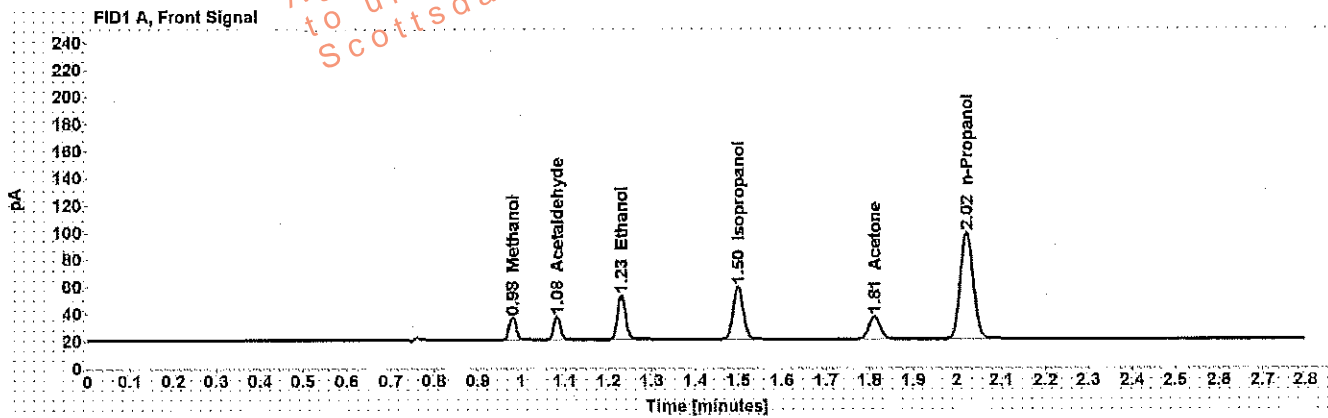


Table 1: FID 1 A (column DB-ALC1)

Compound	Amount (g/100mL)	Time (min)	Peak Area
Methanol	-----	0.980	18.560
Acetaldehyde	-----	1.081	18.541
>Ethanol	0.0719	1.229	41.580
Isopropanol	-----	1.499	63.543
Acetone	-----	1.811	29.905
n-Propanol	-----	2.022	160.847

Table 2: FID 2 B (column DB-ALC2)

Compound	Time (min)	Peak Area
Acetaldehyde	0.972	18.264
Methanol	1.051	17.601
Ethanol	1.328	39.632
Acetone	1.483	28.748
Isopropanol	1.571	61.439
n-Propanol	2.345	152.767



# Scottsdale Police Department Crime Lab Volatiles Analysis

**Sample:** 0.400 Lipomed 08012015-C **Item number:**  
**Injection date:** 6/12/2017 12:07:20 PM **Vial:** 7  
**Method:** ethanol quant.M **Sequence:** 12Jun17  
**Instrument:** US14173023 CN14160045 **Analyst:** Adrian  
**Data file:** C:\Chem32\11\Data\12Jun17\7.D

Dissemination is restricted to Criminal  
 Justice Agencies and Authorized Non-C.J.  
 Agencies ONLY. Secondary dissemination  
 to unauthorized agencies is PROHIBITED.  
 Scottsdale City Prosecutor

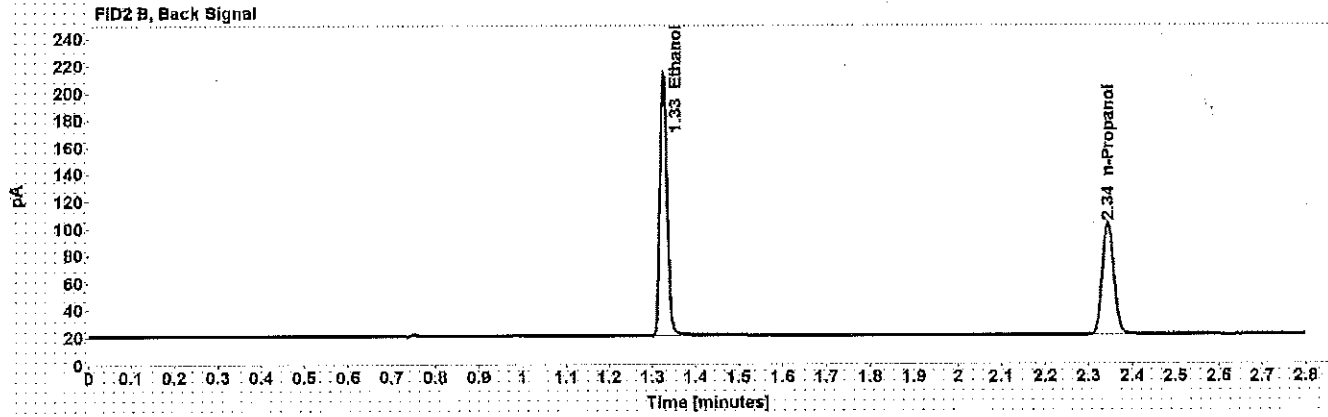
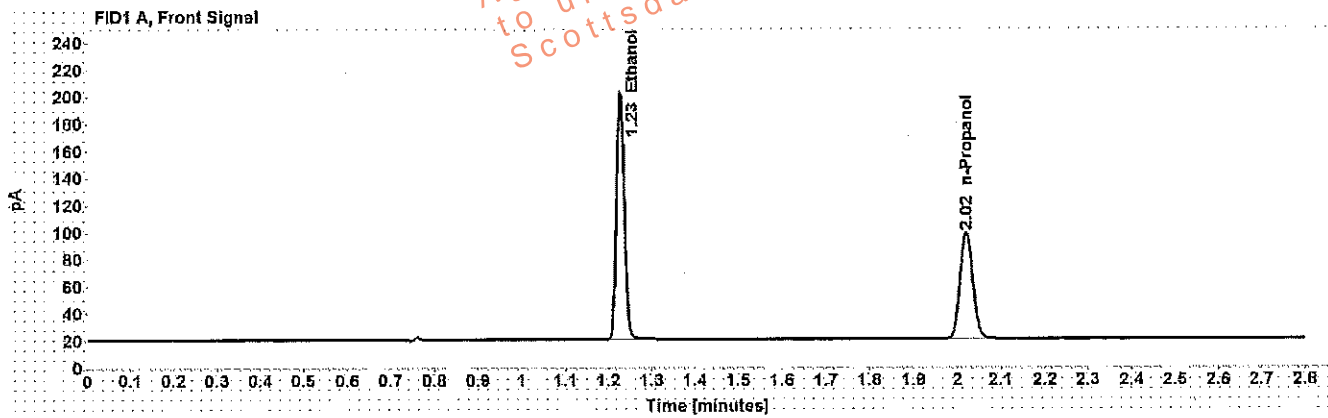


Table 1: FID 1 A (column DB-ALC1)

Compound	Amount (g/100mL)	Time (min)	Peak Area
>Ethanol	0.3997	1.227	232.783
n-Propanol	-----	2.021	161.181

Table 2: FID 2 B (column DB-ALC2)

Compound	Time (min)	Peak Area
Ethanol	1.328	223.894
n-Propanol	2.344	153.064

# Scottsdale Police Department Crime Lab Volatiles Analysis

Sample:	0.040 Lipomed 09022015-A	Item number:	
Injection date:	6/12/2017 12:11:21 PM	Vial:	8
Method:	ethanol quant.M	Sequence:	12Jun17
Instrument:	US14173023 CN14160045	Analyst:	Adrian
Data file:	C:\Chem32\1\1\Data\12Jun17\8.D		

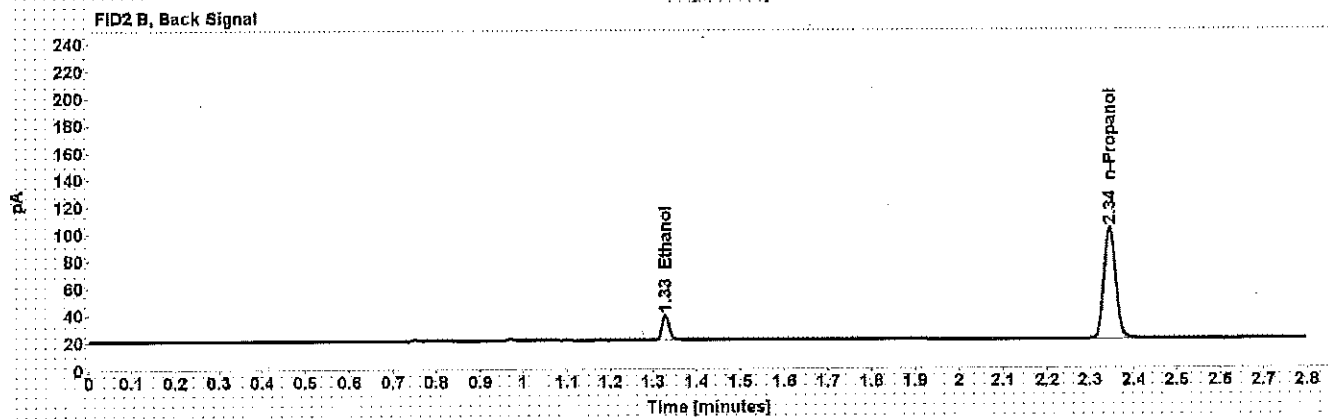
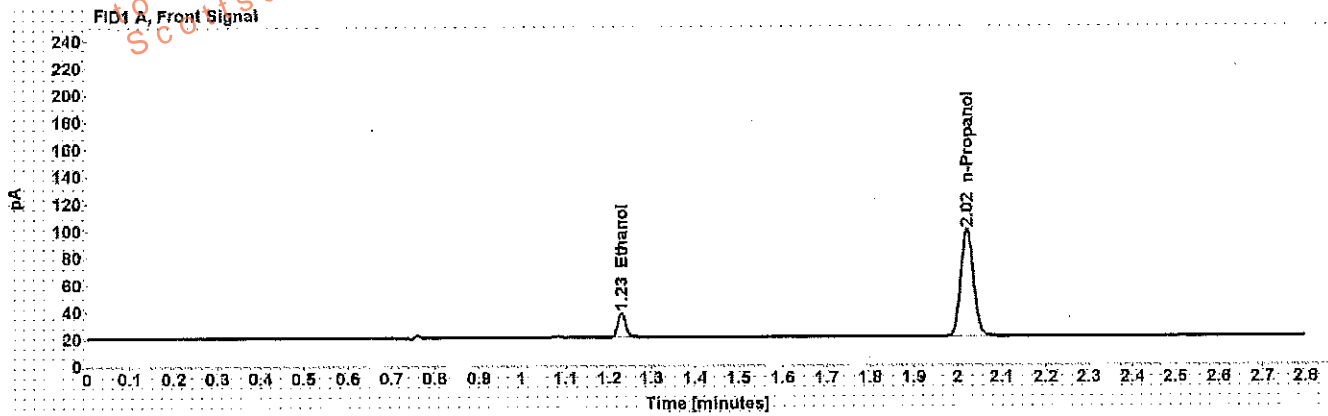


Table 1: FID 1 A (column DB-ALC1)

Compound	Amount (g/100mL)	Time (min)	Peak Area
>Ethanol	0.0391	1.229	22.627
n-Propanol	-----	2.021	161.550

Table 2: FID 2 B (column DB-ALC2)

Compound	Time (min)	Peak Area
Ethanol	1.328	21.392
n-Propanol	2.344	153.636

# Scottsdale Police Department Crime Lab Volatiles Analysis

<b>Sample:</b> 0.20 ACQ 407041529/3	<b>Item number:</b>
<b>Injection date:</b> 6/12/2017 12:15:20 PM	<b>Vial:</b> 9
<b>Method:</b> ethanol quant.M	<b>Sequence:</b> 12Jun17
<b>Instrument:</b> US14173023.CN14160045	<b>Analyst:</b> Adrian
<b>Data file:</b> C:\Chem32\11Data\12Jun17\9.D	

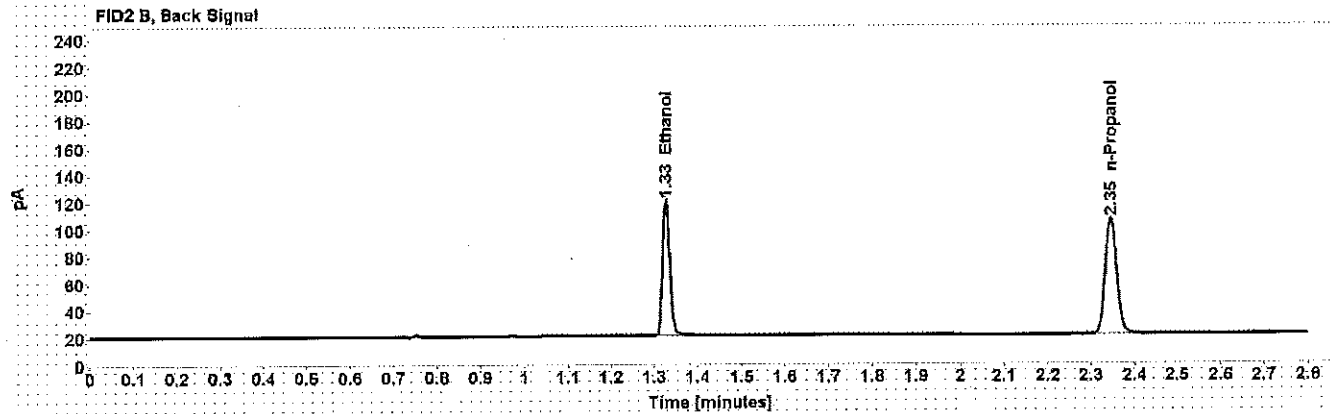
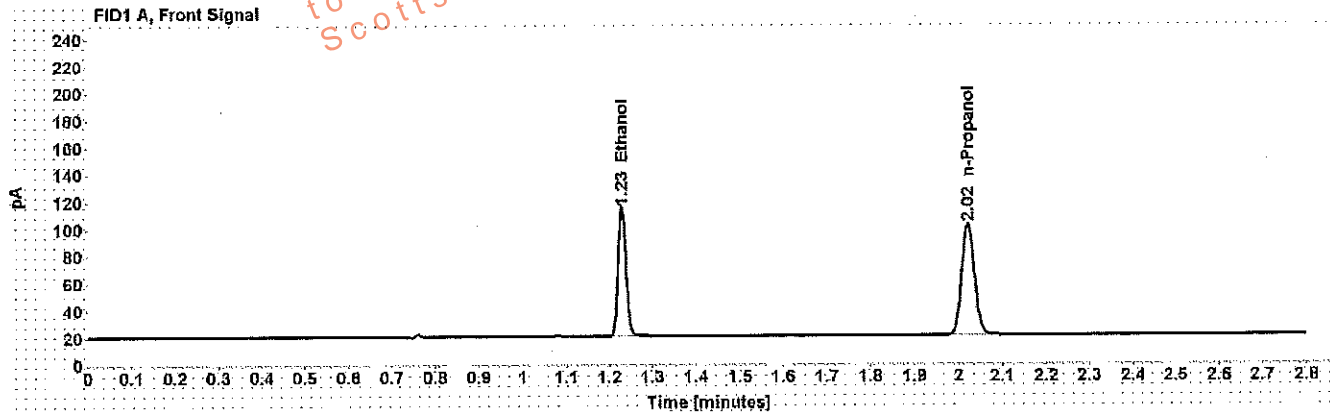


Table 1: FID 1 A (column DB-ALC1)

Compound	Amount (g/100mL)	Time (min)	Peak Area
>Ethanol	0.2005	1.229	121.533
n-Propanol	-----	2.022	167.928

Table 2: FID 2 B (column DB-ALC2)

Compound	Time (min)	Peak Area
Ethanol	1.328	116.374
n-Propanol	2.345	159.873

WA

# Scottsdale Police Department Crime Lab Volatiles Analysis

**Sample:** 0.080 Lipomed 28082014-B  
**Injection date:** 6/12/2017 12:59:51 PM  
**Method:** ethanol quant.M  
**Instrument:** US14173023 CN14160045  
**Data file:** C:\Chem32\1\Data\12Jun17\20.D

**Item number:**  
**Vial:** 20  
**Sequence:** 12Jun17  
**Analyst:** Adrian

Dissemination is restricted to Criminal Justice Agencies authorized by non-C.J. Agencies ONLY. Secondary dissemination to unauthorized agencies is PROHIBITED.  
 Scottsdale City Prosecutor

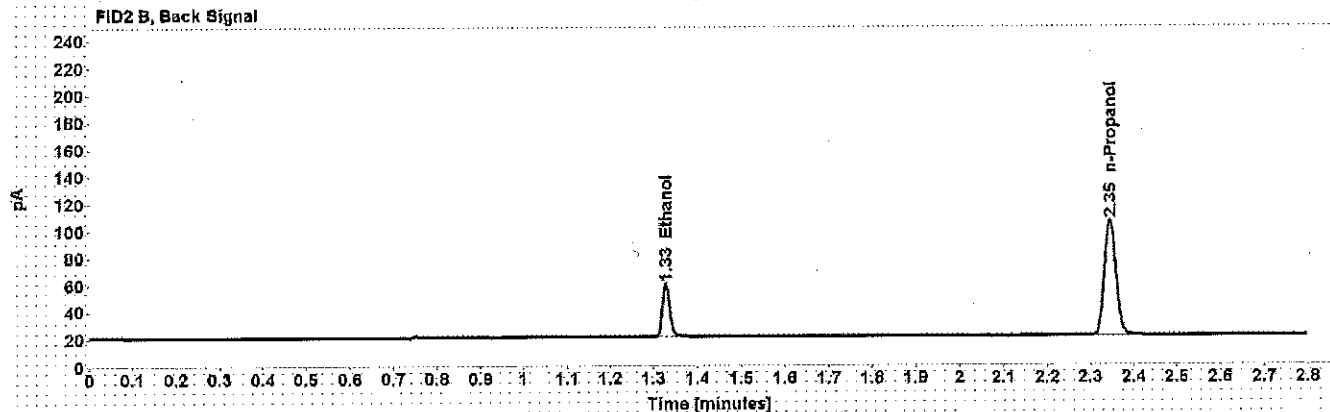
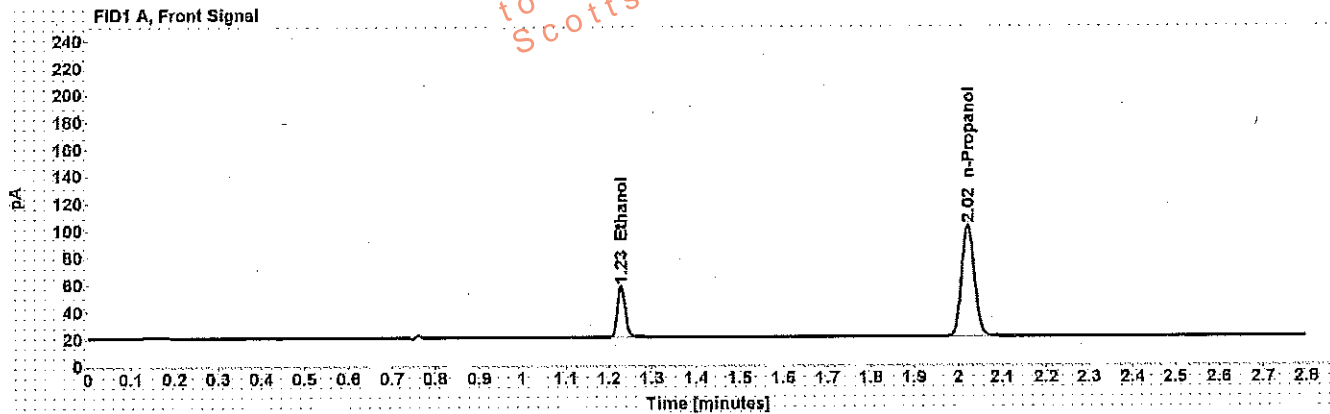


Table 1: FID 1 A (column DB-ALC1)

Compound	Amount (g/100mL)	Time (min)	Peak Area
>Ethanol	0.0800	1.229	48.129
n-Propanol	-----	2.022	167.259

Table 2: FID 2 B (column DB-ALC2)

Compound	Time (min)	Peak Area
Ethanol	1.328	46.088
n-Propanol	2.345	159.222

# Scottsdale Police Department Crime Lab Volatiles Analysis

**Sample:** 0.150 Lipomed 09022015-C **Item number:**  
**Injection date:** 6/12/2017 1:44:21 PM **Vial:** 31  
**Method:** ethanol quant.M **Sequence:** 12Jun17  
**Instrument:** US14173023 CN14160045 **Analyst:** Adrian  
**Data file:** C:\Chem32\11Data\12Jun17\31.D

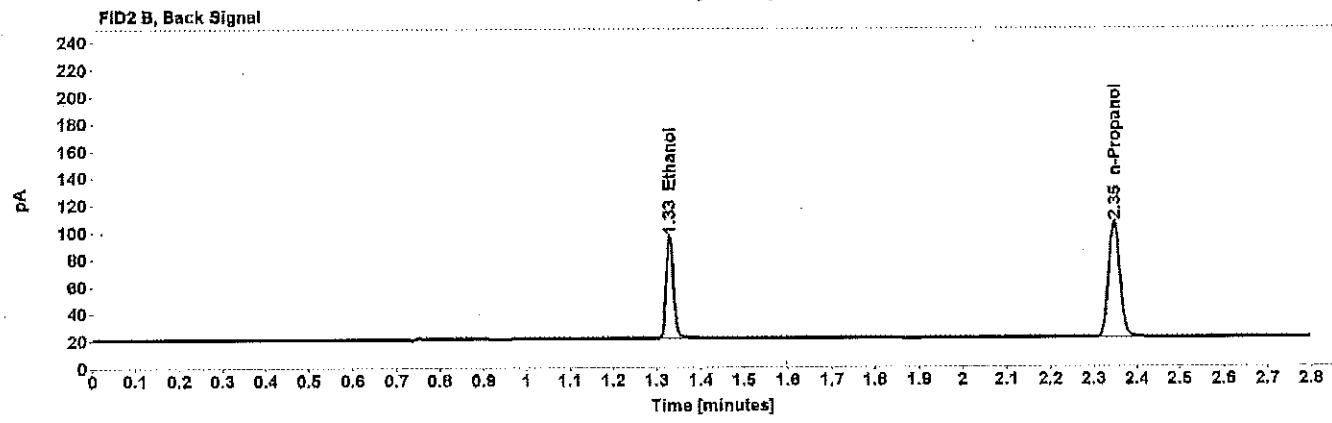
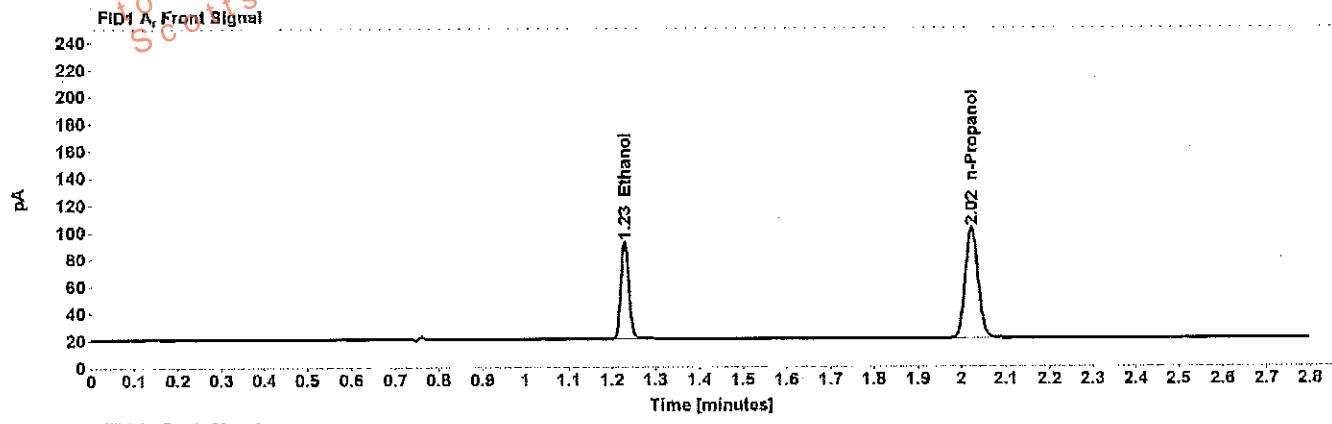


Table 1: FID 1 A (column DB-ALC1)

Compound	Amount (g/100mL)	Time (min)	Peak Area
>Ethanol	0.1527	1.229	91.844
n-Propanol	-----	2.022	166.736

Table 2: FID 2 B (column DB-ALC2)

Compound	Time (min)	Peak Area
Ethanol	1.329	87.879
n-Propanol	2.346	158.691

# Scottsdale Police Department Crime Lab Volatiles Analysis

Sample:	0.20 ACQ 407041529/3	Item number:	
Injection date:	6/12/2017 2:28:36 PM	Vial:	42
Method:	ethanol quant.M	Sequence:	12Jun17
Instrument:	US14173023.CN14160045	Analyst:	Adrian
Data file:	C:\Chem32\11Data\12Jun17\42.D		

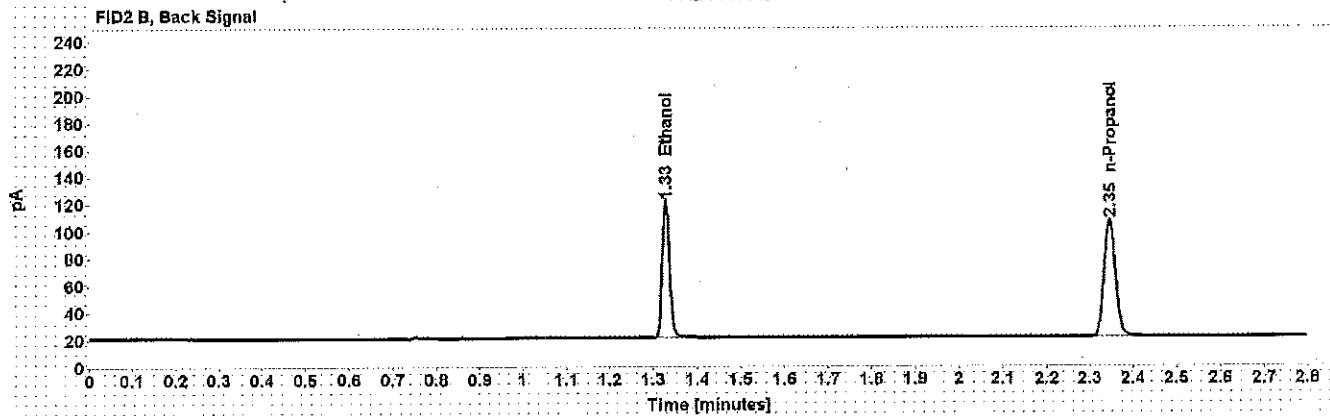
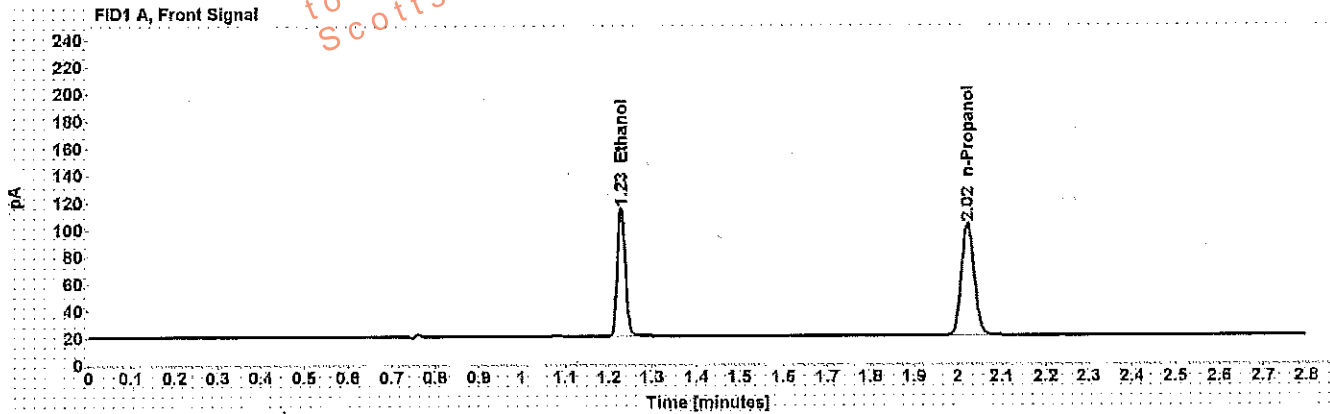


Table 1: FID 1 A (column DB-ALC1)

Compound	Amount (g/100mL)	Time (min)	Peak Area
>Ethanol	0.1998	1.229	121.716
n-Propanol	-----	2.022	168.786

Table 2: FID 2 B (column DB-ALC2)

Compound	Time (min)	Peak Area
Ethanol	1.328	116.764
n-Propanol	2.346	160.454

W4

# Scottsdale Police Department Crime Lab Volatiles Analysis

**Sample:** 0.080 Lipomed 28082014-B  
**Injection date:** 6/12/2017 3:13:06 PM  
**Method:** ethanol quant.M  
**Instrument:** US14173023 CN14160045  
**Data file:** C:\Chem32\1\Data\12Jun17\53.D

**Item number:**  
**Vial:** 53  
**Sequence:** 12Jun17  
**Analyst:** Adrian

Dissemination is restricted to Criminal Justice Agencies and authorized personnel only. Secondary dissemination to unauthorized agencies is PROHIBITED.  
 Scottsdale City Prosecutor

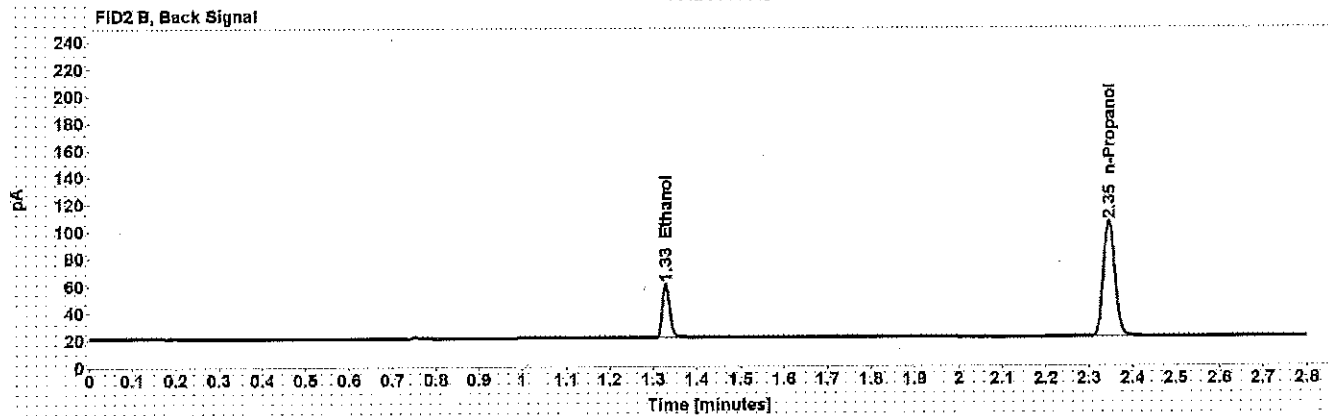
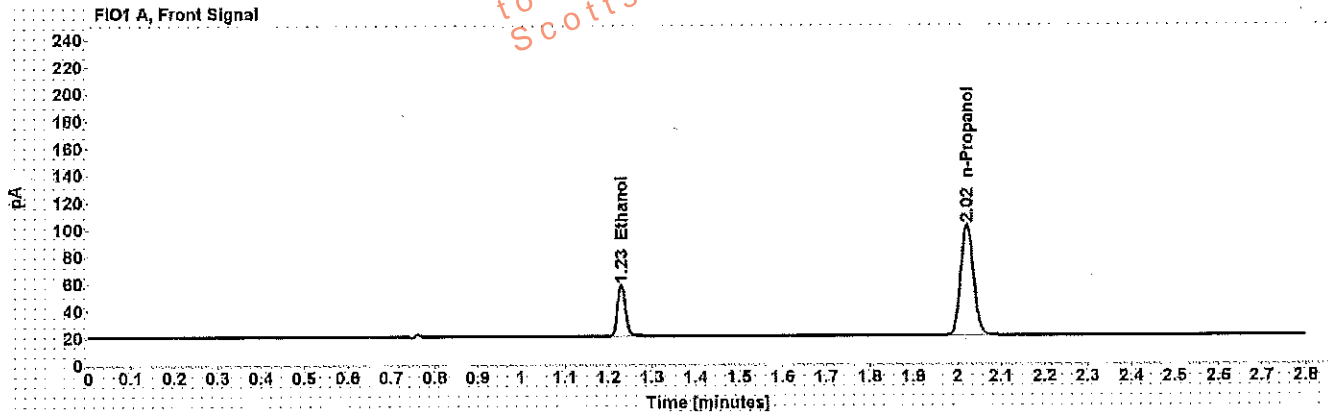


Table 1: FID 1 A (column DB-ALC1)

Compound	Amount (g/100mL)	Time (min)	Peak Area
>Ethanol	0.0806	1.230	48.549
n-Propanol	-----	2.022	167.345

Table 2: FID 2 B (column DB-ALC2)

Compound	Time (min)	Peak Area
Ethanol	1.329	46.386
n-Propanol	2.346	158.855



WA

# Scottsdale Police Department Crime Lab Volatiles Analysis

<b>Sample:</b>	0.150 Lipomed 09022015-C	<b>Item number:</b>	
<b>Injection date:</b>	6/12/2017 3:57:36 PM	<b>Vial:</b>	64
<b>Method:</b>	ethanol quant.M	<b>Sequence:</b>	12Jun17
<b>Instrument:</b>	US14173023 CN14160045	<b>Analyst:</b>	Adrian
<b>Data file:</b>	C:\Chem32\1\Data\12Jun17\64.D		

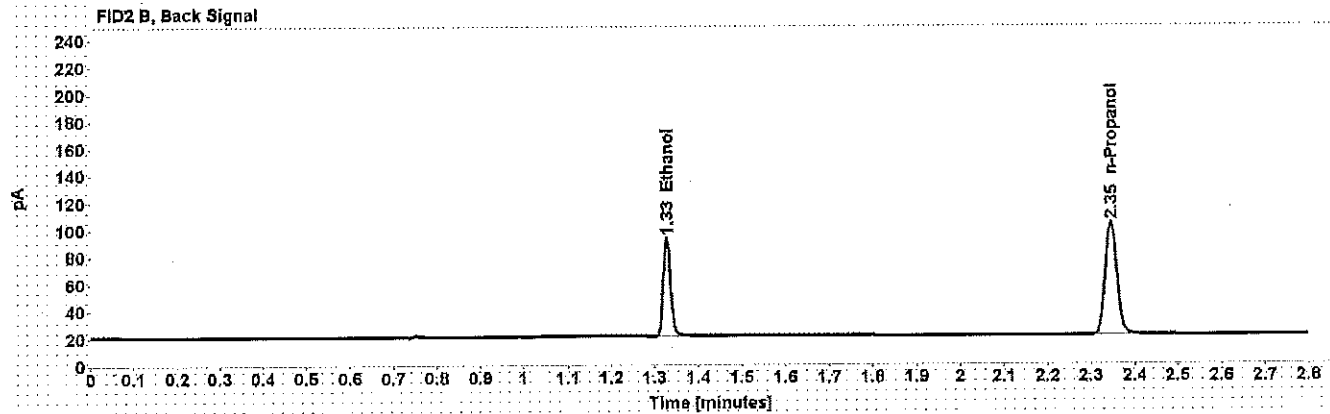
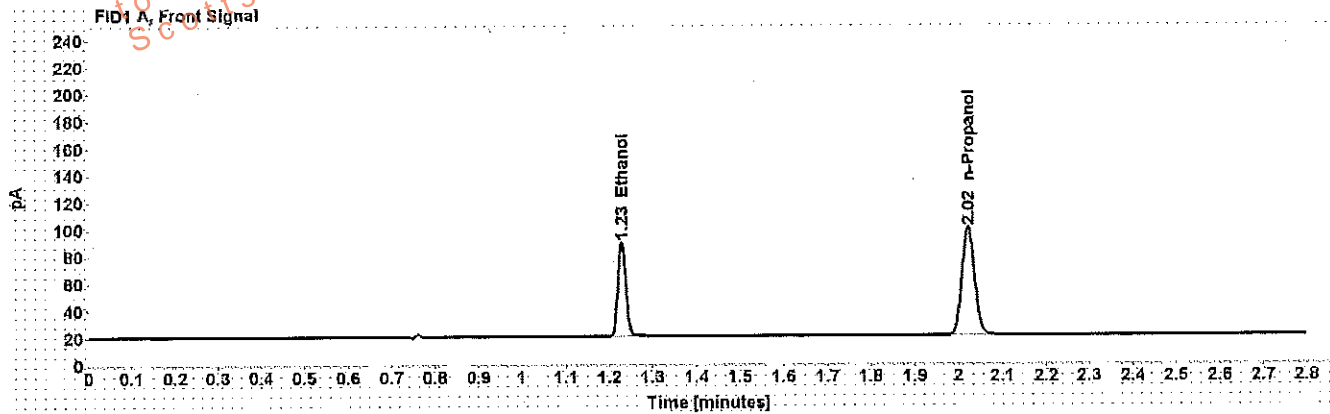


Table 1: FID 1 A (column DB-ALC1)

Compound	Amount (g/100mL)	Time (min)	Peak Area
>Ethanol	0.1514	1.229	88.986
n-Propanol	-----	2.022	162.923

Table 2: FID 2 B (column DB-ALC2)

Compound	Time (min)	Peak Area
Ethanol	1.328	85.172
n-Propanol	2.345	154.833

WA

# Scottsdale Police Department Crime Lab Volatiles Analysis

**Sample:** 0.20 ACQ 407041529/3 **Item number:**  
**Injection date:** 6/12/2017 4:42:06 PM **Vial:** 75  
**Method:** ethanol quant.M **Sequence:** 12Jun17  
**Instrument:** US14173023.CN14160045 **Analyst:** Adrian  
**Data file:** C:\Chem32\11Data\12Jun17\75.D

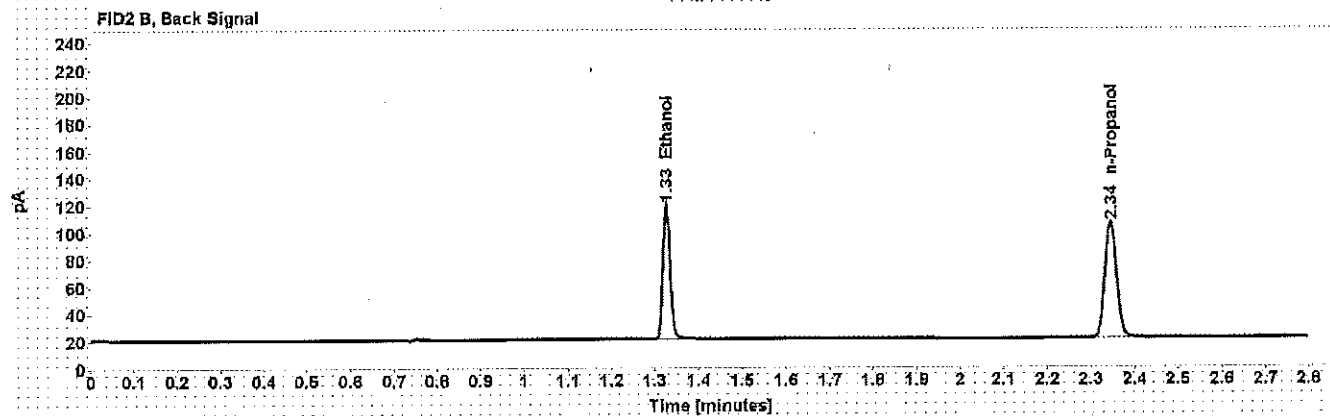
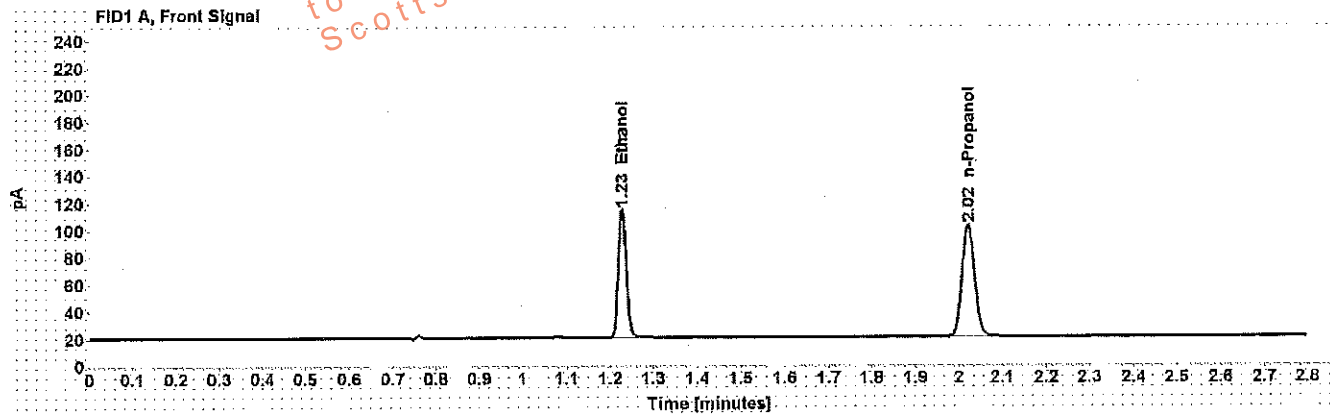


Table 1: FID 1 A (column DB-ALC1)

Compound	Amount (g/100mL)	Time (min)	Peak Area
>Ethanol	0.1987	1.228	120.936
n-Propanol	-----	2.021	168.579

Table 2: FID 2 B (column DB-ALC2)

Compound	Time (min)	Peak Area
Ethanol	1.327	115.862
n-Propanol	2.345	159.978

WA

# Scottsdale Police Department Crime Lab Volatiles Analysis

Dissemination is restricted to Criminal Justice Agencies and authorized personnel only. Secondary dissemination to unauthorized agencies is PROHIBITED. Scottsdale City Prosecutor

<b>Sample:</b> 0.40 Lipomed 08012015-C	<b>Item number:</b>
<b>Injection date:</b> 6/12/2017 4:54:06 PM	<b>Vial:</b> 78
<b>Method:</b> ethanol quant.M	<b>Sequence:</b> 12Jun17
<b>Instrument:</b> US14173023 CN14160045	<b>Analyst:</b> Adrian
<b>Data file:</b> C:\Chem32\1\Data\12Jun17\78.D	

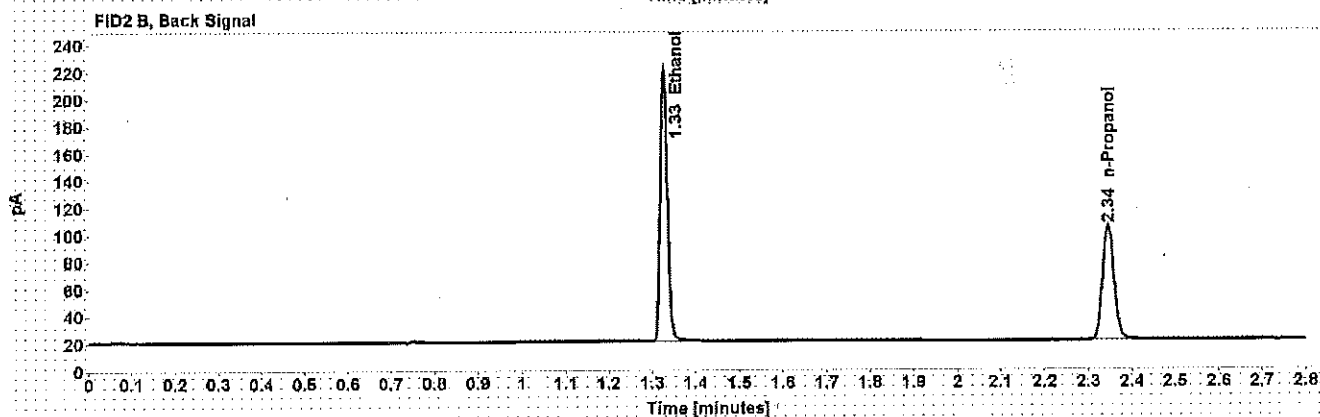
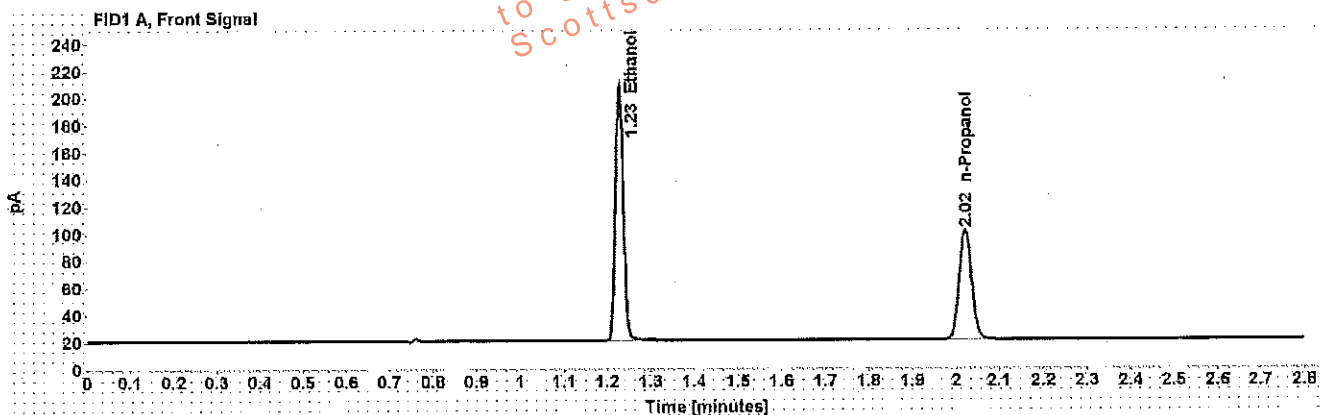


Table 1: FID 1 A (column DB-ALC1)

Compound	Amount (g/100mL)	Time (min)	Peak Area
>Ethanol	0.4027	1.228	241.250
n-Propanol	-----	2.022	165.797

Table 2: FID 2 B (column DB-ALC2)

Compound	Time (min)	Peak Area
Ethanol	1.327	232.174
n-Propanol	2.345	157.139

WA

# Scottsdale Police Department Crime Lab Volatiles Analysis

**Sample:** 0.04 Lipomed 09022015-A **Item number:**  
**Injection date:** 6/12/2017 4:58:20 PM **Vial:** 79  
**Method:** ethanol quant.M **Sequence:** 12Jun17  
**Instrument:** US14173023 CN14160045 **Analyst:** Adrian  
**Data file:** C:\Chem32\1\Data\12Jun17\79.D

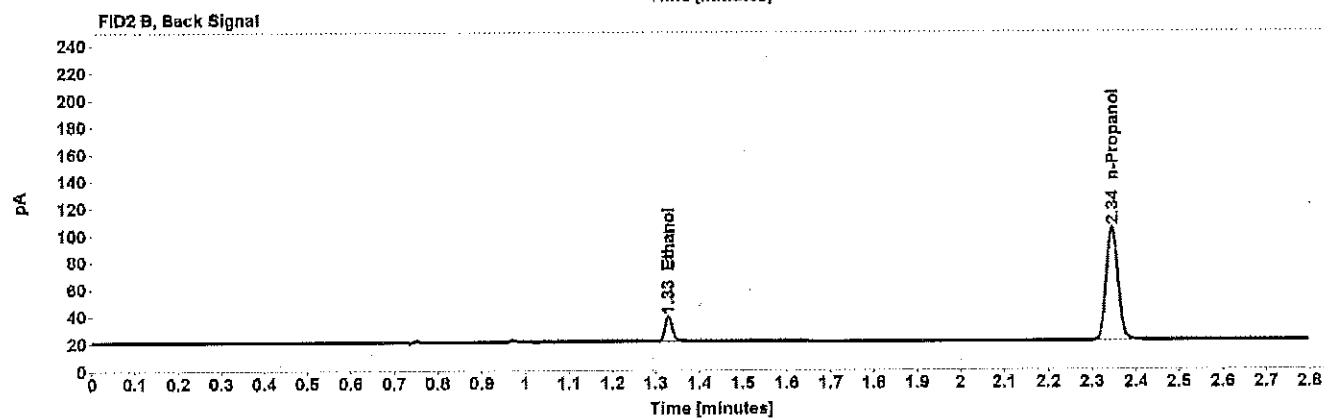
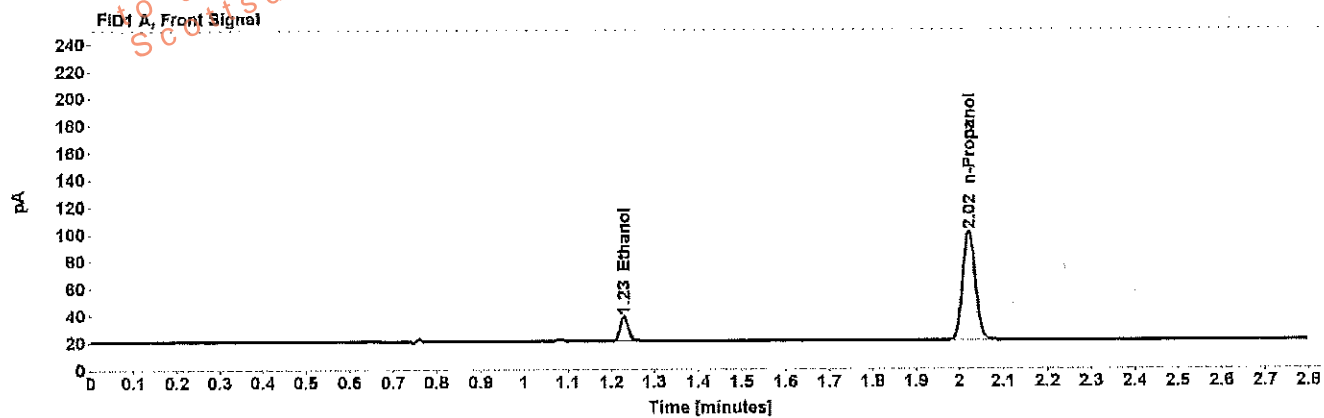


Table 1: FID 1 A (column DB-ALC1)

Compound	Amount (g/100mL)	Time (min)	Peak Area
>Ethanol	0.0393	1.229	23.137
n-Propanol	-----	2.021	164.373

Table 2: FID 2 B (column DB-ALC2)

Compound	Time (min)	Peak Area
Ethanol	1.329	21.930
n-Propanol	2.345	155.939

WA

# Scottsdale Police Department Crime Lab Volatiles Analysis

<b>Sample:</b> 0.20 ACQ 407041529/3	<b>Item number:</b>
<b>Injection date:</b> 6/12/2017 5:02:21 PM	<b>Vial:</b> 80
<b>Method:</b> ethanol quant.M	<b>Sequence:</b> 12Jun17
<b>Instrument:</b> US14173023.CN14160045	<b>Analyst:</b> Adrian
<b>Data file:</b> C:\Chem32\11Data\12Jun17\80.D	

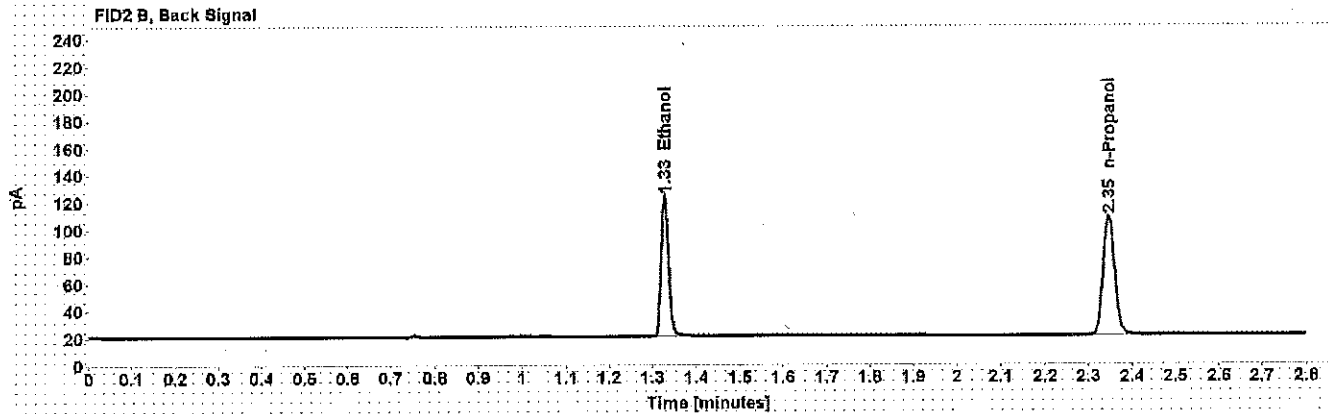
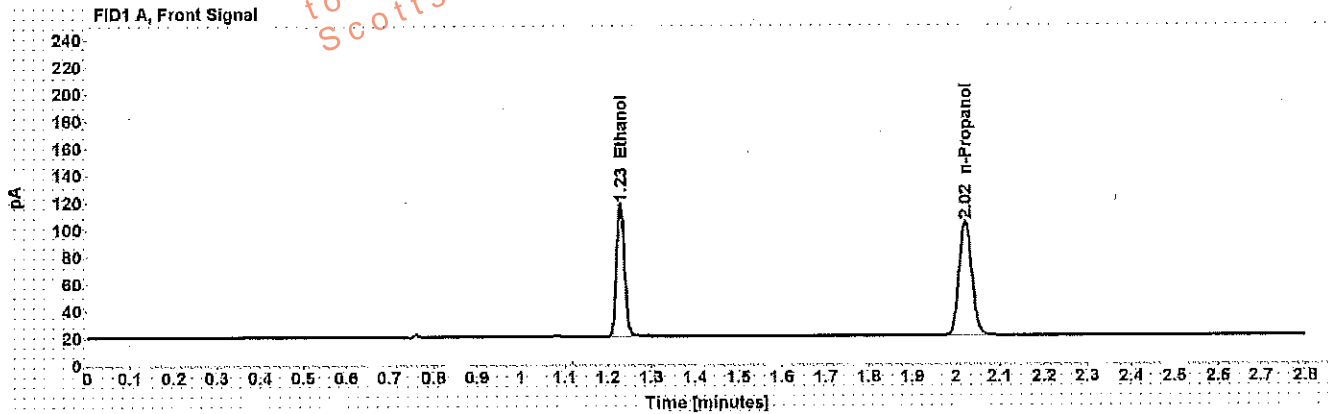


Table 1: FID 1 A (column DB-ALC1)

Compound	Amount (g/100mL)	Time (min)	Peak Area
>Ethanol	0.2018	1.229	125.713
n-Propanol	-----	2.023	172.607

Table 2: FID 2 B (column DB-ALC2)

Compound	Time (min)	Peak Area
Ethanol	1.328	120.162
n-Propanol	2.346	163.948

WA

# Scottsdale Police Department Crime Lab Volatiles Analysis

Dissemination is restricted to Criminal Justice Agencies and authorized personnel only. Dissemination to unauthorized agencies is PROHIBITED.  
Scottsdale City Prosecutor

Sample:	blank 041717	Item number:	
Injection date:	6/12/2017 5:06:21 PM	Vial:	81
Method:	ethanol quant.M	Sequence:	12Jun17
Instrument:	US14173023 CN14160045	Analyst:	Adrian
Data file:	C:\Chem32\1\Data\12Jun17\81.D		

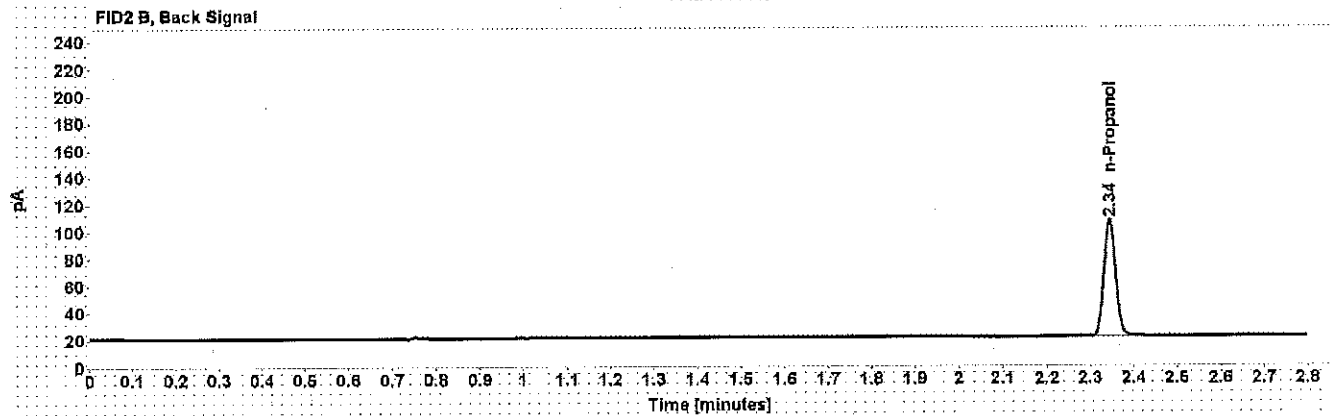
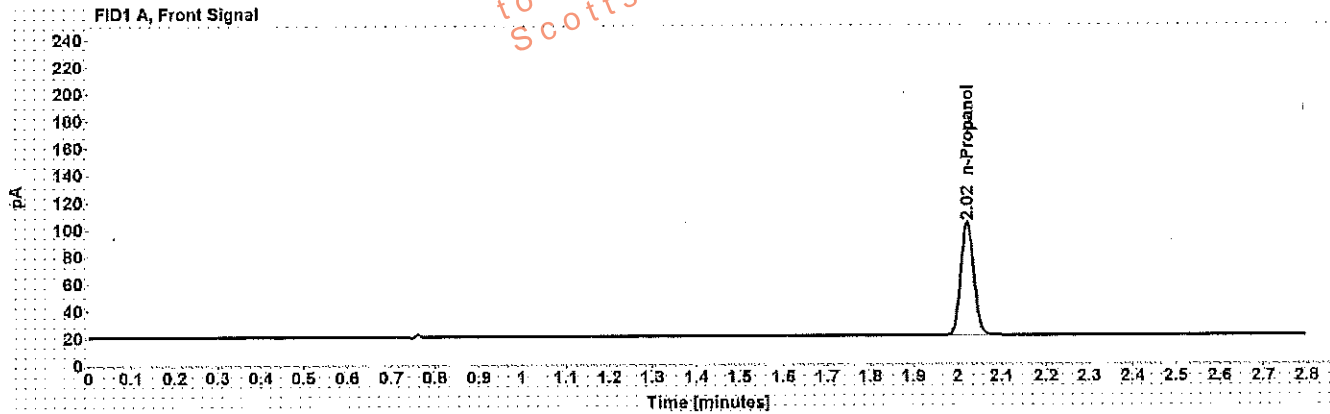


Table 1: FID 1 A (column DB-ALC1)

Compound	Amount (g/100mL)	Time (min)	Peak Area
n-Propanol	-----	2.021	170.050

Table 2: FID 2 B (column DB-ALC2)

Compound	Time (min)	Peak Area
n-Propanol	2.344	161.311

# Sequence Summary

Sequence name: 12Jun17 Instrument: US14173023 CN14160045 Analyst: Adrian

Vial	Sample	Type	Item Number	Method
1	0.020 Cerilliant FN03241604	Calibration		ethanol quant.M
2	0.100 Cerilliant FN06181501	Calibration		ethanol quant.M
3	0.200 Cerilliant FN07201502	Calibration		ethanol quant.M
4	0.400 Cerilliant FN11191402	Calibration		ethanol quant.M
5	blank 041717	Control		ethanol quant.M
6	volatiles mix 020917 WLA	Control		ethanol quant.M
7	0.400 Lipomed 08012015-C	Control		ethanol quant.M
8	0.040 Lipomed 09022015-A	Control		ethanol quant.M
9	0.20 ACQ 407041529/3	Control		ethanol quant.M
10		Sample	847385	ethanol quant.M
11		Sample	847385	ethanol quant.M
12		Sample	1047103	ethanol quant.M
13		Sample	1047103	ethanol quant.M
14		Sample	176-01A	ethanol quant.M
15		Sample	176-01A	ethanol quant.M
16		Sample	1132577	ethanol quant.M
17		Sample	1132577	ethanol quant.M
18		Sample	338-01A	ethanol quant.M
19		Sample	338-01A	ethanol quant.M
20	0.080 Lipomed 28082014-B	Control		ethanol quant.M
21		Sample	1156622	ethanol quant.M
22		Sample	1156622	ethanol quant.M
23		Sample	1156644	ethanol quant.M
24		Sample	1156644	ethanol quant.M
25		Sample	1156653	ethanol quant.M
26		Sample	1156653	ethanol quant.M
27		Sample	1154461	ethanol quant.M
28		Sample	1154461	ethanol quant.M
29		Sample	1153872	ethanol quant.M
30		Sample	1153872	ethanol quant.M
31	0.150 Lipomed 09022015-C	Control		ethanol quant.M
32		Sample	1155356	ethanol quant.M
33		Sample	1155356	ethanol quant.M
34		Sample	1154872	ethanol quant.M
35		Sample	1154872	ethanol quant.M
36		Sample	1154387	ethanol quant.M
37		Sample	1154387	ethanol quant.M
38		Sample	1153876	ethanol quant.M
39		Sample	1153876	ethanol quant.M
40		Sample	1153159	ethanol quant.M
41		Sample	1153159	ethanol quant.M
42	0.20 ACQ 407041529/3	Control		ethanol quant.M
43		Sample	1154352	ethanol quant.M
44		Sample	1154352	ethanol quant.M
45		Sample	1154290	ethanol quant.M
46		Sample	1154290	ethanol quant.M
47		Sample	1154060	ethanol quant.M



# Sequence Summary

48	[REDACTED]	Sample	1154060	ethanol quant.M
49	[REDACTED]	Sample	1153039	ethanol quant.M
50	[REDACTED]	Sample	1153039	ethanol quant.M
51	[REDACTED]	Sample	1153345	ethanol quant.M
52	[REDACTED]	Sample	1153345	ethanol quant.M
53	0.080 Lipomed 28082014-B	Control		ethanol quant.M
54	[REDACTED]	Sample	169-01A	ethanol quant.M
55	[REDACTED]	Sample	169-01A	ethanol quant.M
56	[REDACTED]	Sample	135-01A	ethanol quant.M
57	[REDACTED]	Sample	135-01A	ethanol quant.M
58	[REDACTED]	Sample	150-01A	ethanol quant.M
59	[REDACTED]	Sample	150-01A	ethanol quant.M
60	[REDACTED]	Sample	1109905	ethanol quant.M
61	[REDACTED]	Sample	1109905	ethanol quant.M
62	[REDACTED]	Sample	1157347	ethanol quant.M
63	[REDACTED]	Sample	1157347	ethanol quant.M
64	0.150 Lipomed 09022015-C	Control		ethanol quant.M
65	[REDACTED]	Sample	1157335	ethanol quant.M
66	[REDACTED]	Sample	1157335	ethanol quant.M
67	[REDACTED]	Sample	1156501	ethanol quant.M
68	[REDACTED]	Sample	1156501	ethanol quant.M
69	[REDACTED]	Sample	1156621	ethanol quant.M
70	[REDACTED]	Sample	1156621	ethanol quant.M
71	[REDACTED]	Sample	1156617	ethanol quant.M
72	[REDACTED]	Sample	1156617	ethanol quant.M
73	[REDACTED]	Sample	1157211	ethanol quant.M
74	[REDACTED]	Sample	1157211	ethanol quant.M
75	0.20 ACQ 407041529/3	Control		ethanol quant.M
76	[REDACTED]	Sample	1131782	ethanol quant.M
77	[REDACTED]	Sample	1131782	ethanol quant.M
78	0.40 Lipomed 08012015-C	Control		ethanol quant.M
79	0.04 Lipomed 09022015-A	Control		ethanol quant.M
80	0.20 ACQ 407041529/3	Control		ethanol quant.M
81	blank 041717	Control		ethanol quant.M

Dissemination is restricted to Criminal Justice Agencies and authorized Non-C.J. Agencies ONLY. Secondary dissemination to unauthorized agencies is PROHIBITED. Scottsdale City Prosecutor

# Scottsdale Police Department Crime Laboratory Summary of Cases

SEQUENCE NAME: 12Jun17

ANALYST: Adrian

Vials	Test 1 (g/dL)	Test 2 (g/dL)	Mean (g/dL)	Percent Difference*	Absolute Difference (g/dL)*
10 11	0.2345	0.2280	0.23125	1.41	0.00325
12 13	0.2306	0.2329	0.23175	0.50	0.00115
14 15	0.1406	0.1407	0.14065	0.04	0.00005
16 17	0.1460	0.1454	0.14570	0.21	0.00030
18 19	0.3111	0.3135	0.31230	0.38	0.00120
21 22	0.3286	0.3264	0.32750	0.34	0.00110
23 24	0.0822	0.0826	0.08240	0.24	0.00020
25 26	0.1558	0.1546	0.15520	0.39	0.00060
27 28	0.2867	0.2855	0.28610	0.21	0.00060
29 30	0.1943	0.1926	0.19345	0.44	0.00085
32 33	0.3687	0.3702	0.36945	0.20	0.00075
34 35	0.1773	0.1778	0.17755	0.14	0.00025
36 37	0.0901	0.0895	0.08980	0.33	0.00030
38 39	0.1201	0.1213	0.12070	0.50	0.00060
40 41	0.1000	0.0997	0.09985	0.15	0.00015
43 44	0.2799	0.2759	0.27790	0.72	0.00200
45 46	0.1841	0.1856	0.18485	0.41	0.00075
47 48	0.1532	0.1523	0.15275	0.29	0.00045
49 50	0.2205	0.2191	0.21980	0.32	0.00070
51 52	0.2435	0.2436	0.24355	0.02	0.00005
54 55	0.2148	0.2164	0.21560	0.37	0.00080
56 57	0.1698	0.1730	0.17140	0.93	0.00160
58 59	0.1837	0.1822	0.18295	0.41	0.00075
60 61	0.1291	0.1295	0.12930	0.15	0.00020
62 63	0.1688	0.1693	0.16905	0.15	0.00025
65 66	0.0632	0.0638	0.06350	0.47	0.00030
67 68	0.1383	0.1392	0.13875	0.32	0.00045
69 70	0.0824	0.0833	0.08285	0.54	0.00045
71 72	0.1303	0.1289	0.12960	0.54	0.00070
73 74	0.0815	0.0817	0.08160	0.12	0.00010
76 77	0.2204	0.2206	0.22050	0.05	0.00010

\*Calculated differences are differences from the mean of the two results.

## Scottsdale Police Department Crime Lab Volatiles Analysis

<b>Sample:</b> [REDACTED]	<b>Item number:</b> 847385
<b>Injection date:</b> 6/12/2017 12:19:21 PM	<b>Vial:</b> 10
<b>Method:</b> ethanol quant.M	<b>Sequence:</b> 12Jun17
<b>Instrument:</b> US14173023 CN14160045	<b>Analyst:</b> Adrian
<b>Data file:</b> C:\Chem32\11\Data\12Jun17\10.D	

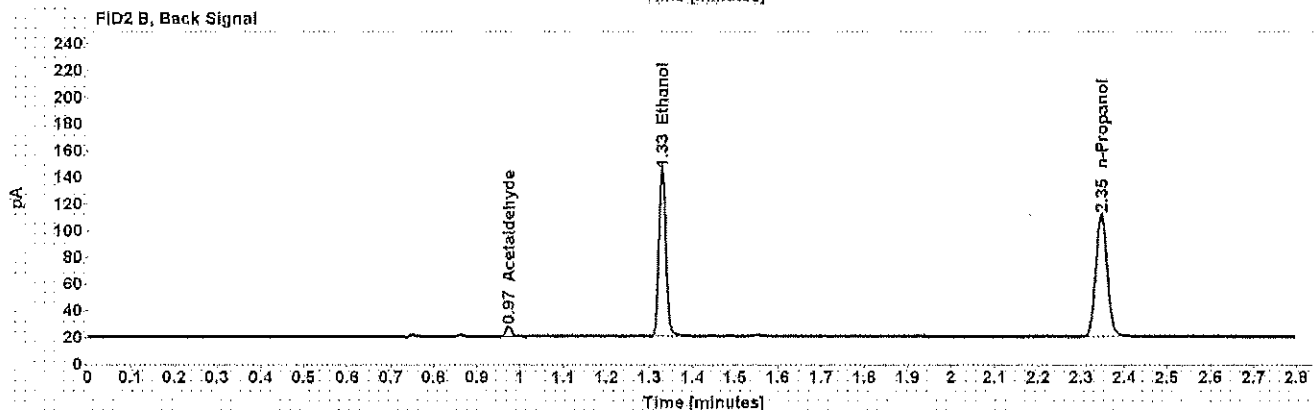
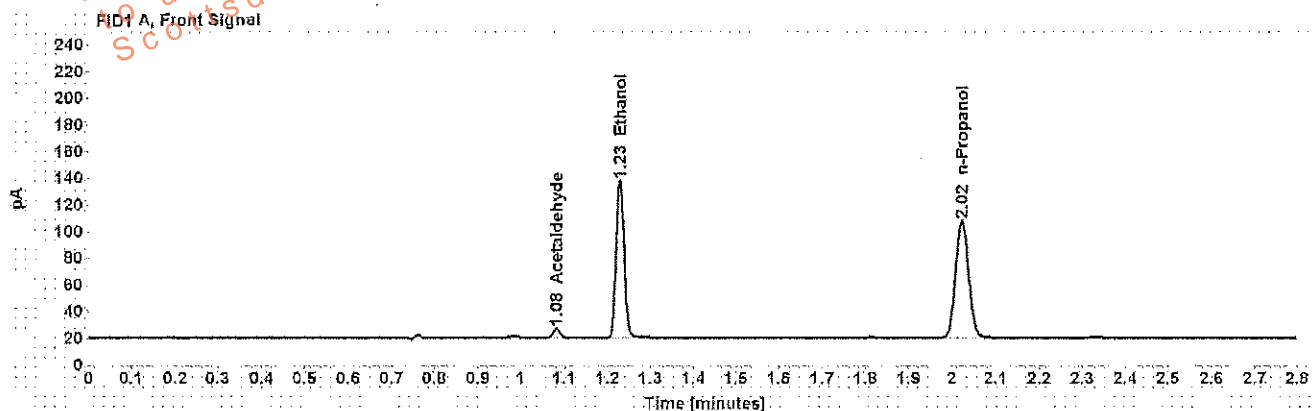


Table 1: FID 1 A (column DB-ALC1)

Compound	Amount (g/100mL)	Time (min)	Peak Area
Acetaldehyde	-----	1.082	6.916
>Ethanol	0.2345	1.229	151.051
n-Propanol	-----	2.023	178.418

Table 2: FID 2 B (column DB-ALC2)

Compound	Time (min)	Peak Area
Acetaldehyde	0.973	6.799
Ethanol	1.328	144.871
n-Propanol	2.346	170.704

## Scottsdale Police Department Crime Lab Volatiles Analysis

<b>Sample:</b> [REDACTED]	<b>Item number:</b> 847385
<b>Injection date:</b> 6/12/2017 12:23:21 PM	<b>Vial:</b> 11
<b>Method:</b> ethanol quant.M	<b>Sequence:</b> 12Jun17
<b>Instrument:</b> US14173023 CN14160045	<b>Analyst:</b> Adrian
<b>Data file:</b> C:\Chem3211\Data\12Jun17\11.D	

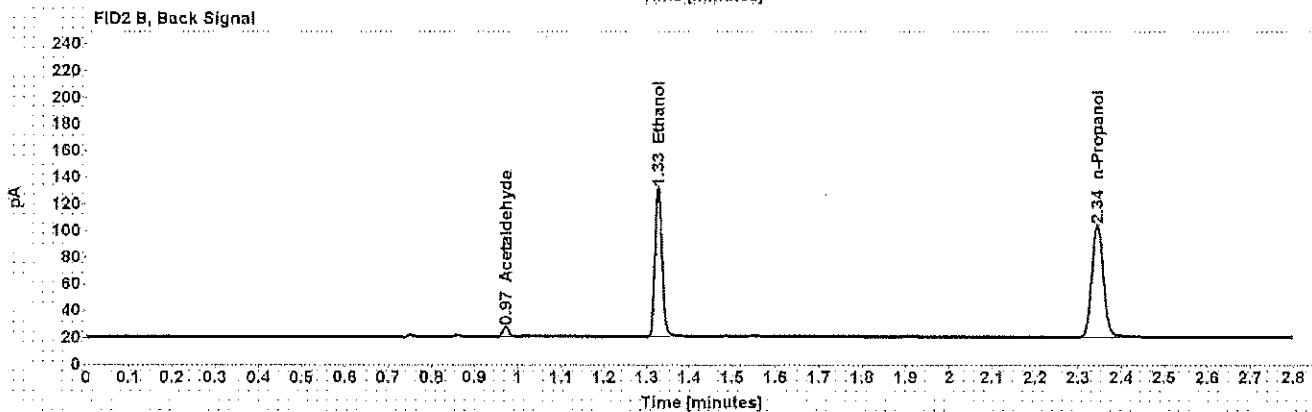
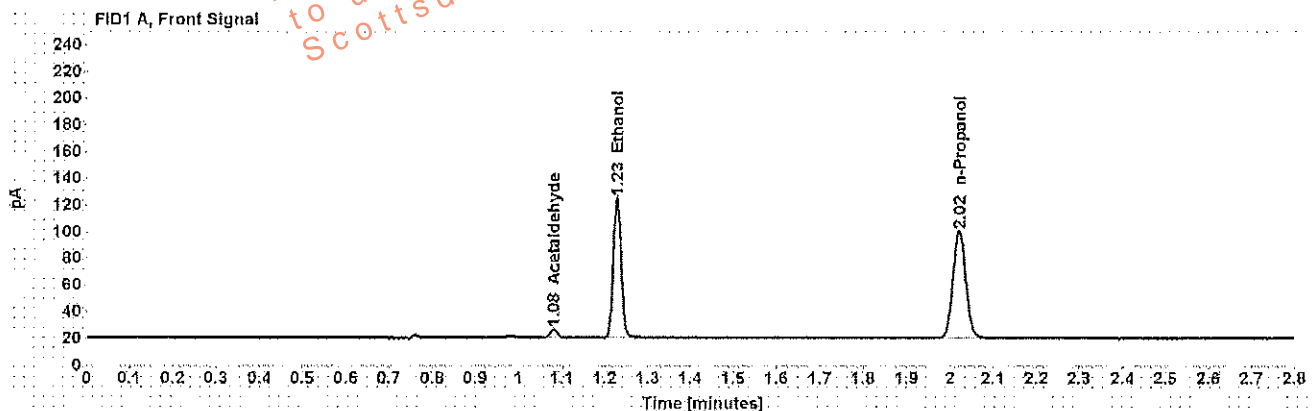


Table 1: FID 1 A (column DB-ALC1)

Compound	Amount (g/100mL)	Time (min)	Peak Area
Acetaldehyde	-----	1.081	6.591
>Ethanol	0.2280	1.228	134.472
n-Propanol	-----	2.021	163.350

Table 2: FID 2 B (column DB-ALC2)

Compound	Time (min)	Peak Area
Acetaldehyde	0.972	6.423
Ethanol	1.328	129.006
n-Propanol	2.344	156.195

## Scottsdale Police Department Crime Lab Volatiles Analysis

<b>Sample:</b> [REDACTED]	<b>Item number:</b> 1047103
<b>Injection date:</b> 6/12/2017 12:27:20 PM	<b>Vial:</b> 12
<b>Method:</b> ethanol quant.M	<b>Sequence:</b> 12Jun17
<b>Instrument:</b> US14173023 CN14160045	<b>Analyst:</b> Adrian
<b>Data file:</b> C:\Chem32\1\Data\12Jun17\12.D	

Dissemination is restricted to Criminal Justice Agencies and authorized personnel only. Secondary dissemination to unauthorized agencies is PROHIBITED. Scottsdale City Prosecutor

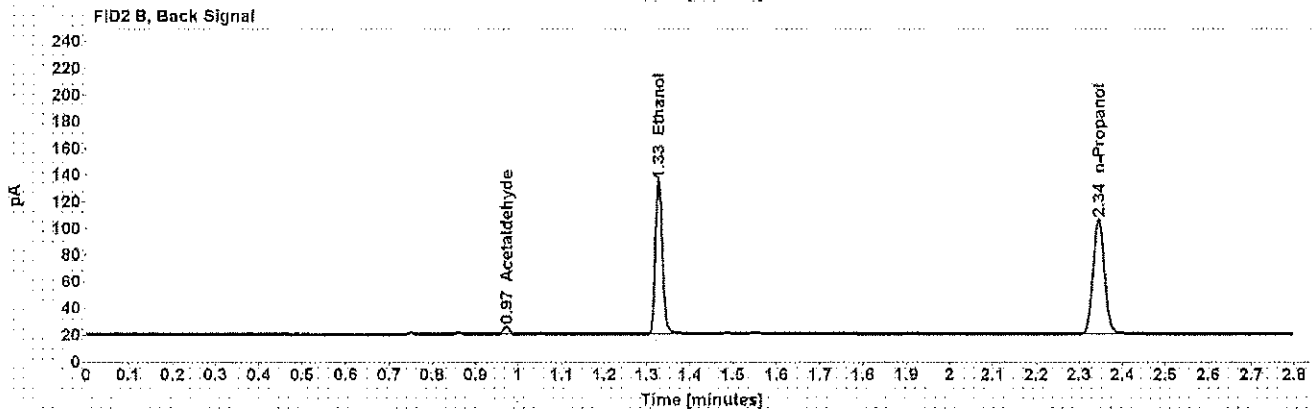
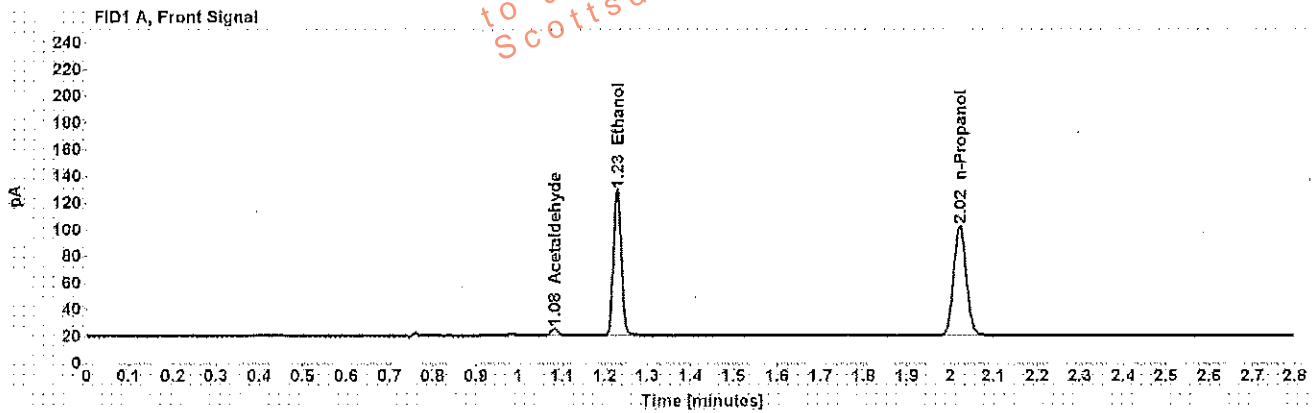


Table 1: FID 1 A (column DB-ALC1)

Compound	Amount (g/100mL)	Time (min)	Peak Area
Acetaldehyde	-----	1.082	5.456
>Ethanol	0.2306	1.228	139.318
n-Propanol	-----	2.022	167.317

Table 2: FID 2 B (column DB-ALC2)

Compound	Time (min)	Peak Area
Acetaldehyde	0.972	5.404
Ethanol	1.327	133.766
n-Propanol	2.345	159.977

## Scottsdale Police Department Crime Lab Volatiles Analysis

Sample: [REDACTED]	Item number: 1047103
Injection date: 6/12/2017 12:31:36 PM	Vial: 13
Method: ethanol quant.M	Sequence: 12Jun17
Instrument: US14173023 CN14160045	Analyst: Adrian
Data file: C:\Chem3211\Data\12Jun17\13.D	

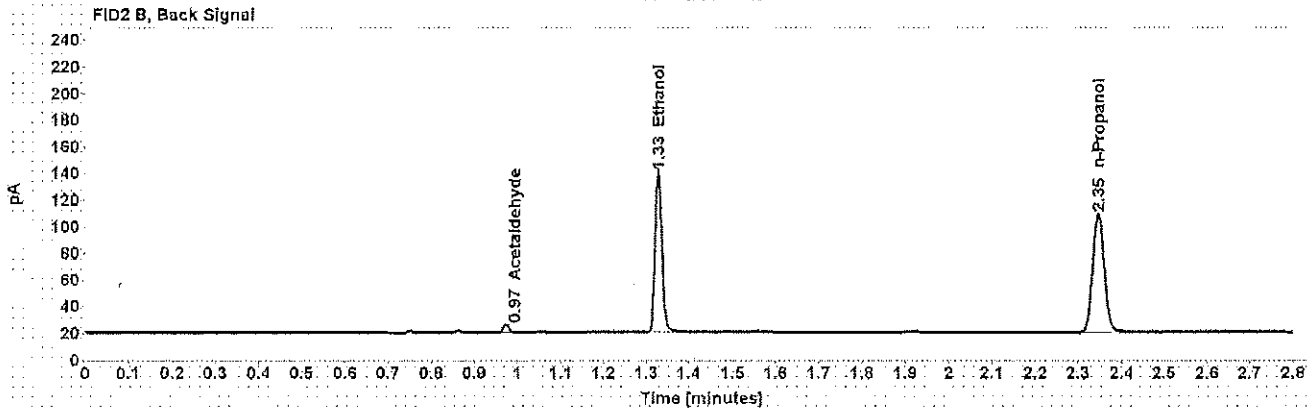
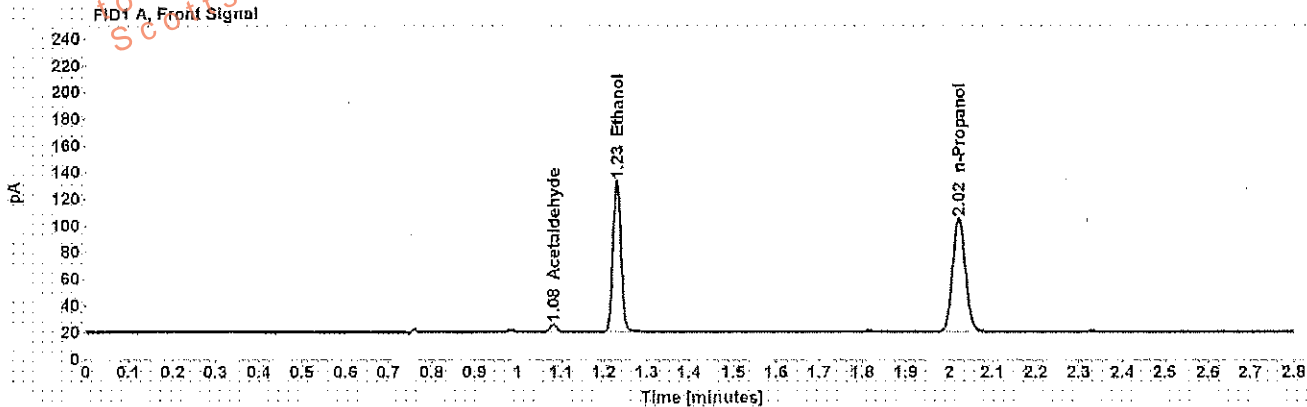


Table 1: FID 1 A (column DB-ALC1)

Compound	Amount (g/100mL)	Time (min)	Peak Area
Acetaldehyde	-----	1.082	5.558
>Ethanol	0.2329	1.229	145.441
n-Propanol	-----	2.022	172.920

Table 2: FID 2 B (column DB-ALC2)

Compound	Time (min)	Peak Area
Acetaldehyde	0.973	5.541
Ethanol	1.328	139.573
n-Propanol	2.346	165.134

## Scottsdale Police Department Crime Lab Volatiles Analysis

<b>Sample:</b> [REDACTED]	<b>Item number:</b> 176-01A
<b>Injection date:</b> 6/12/2017 12:35:36 PM	<b>Vial:</b> 14
<b>Method:</b> ethanol quant.M	<b>Sequence:</b> 12Jun17
<b>Instrument:</b> US14173023 N14160045	<b>Analyst:</b> Adrian
<b>Data file:</b> C:\Chem3211\Data\12Jun17\14.D	

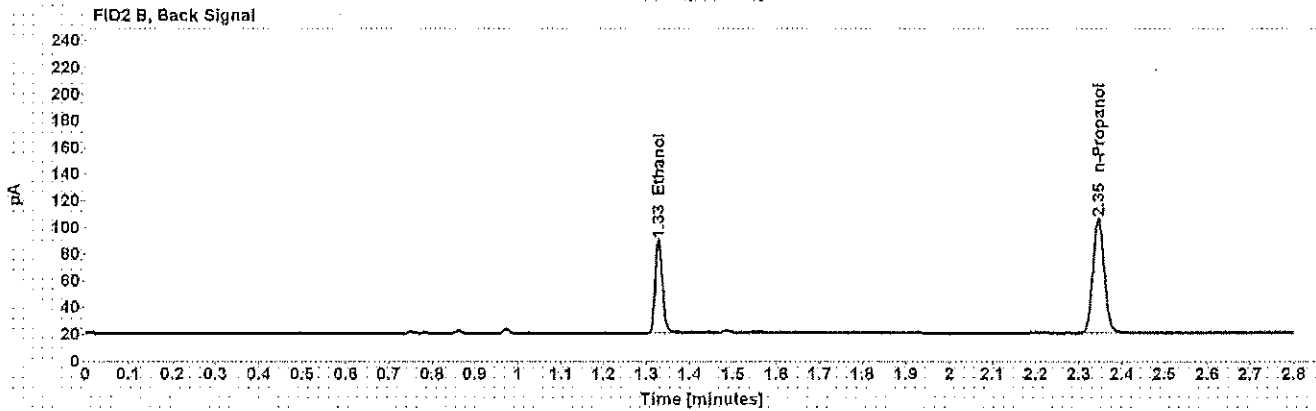
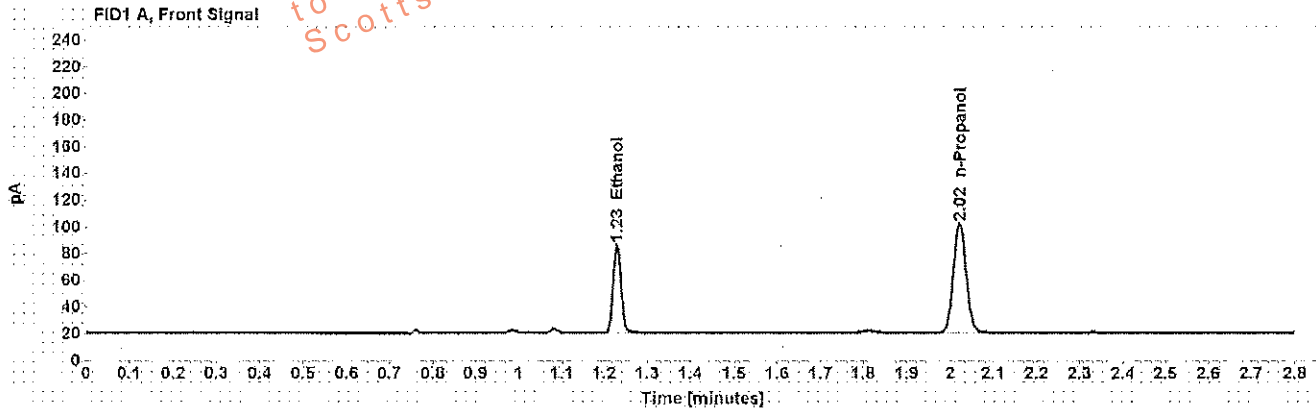


Table 1: FID 1 A (column DB-ALC1)

Compound	Amount (g/100mL)	Time (min)	Peak Area
>Ethanol	0.1406	1.229	84.956
n-Propanol	-----	2.022	167.506

Table 2: FID 2 B (column DB-ALC2)

Compound	Time (min)	Peak Area
Ethanol	1.328	81.496
n-Propanol	2.345	159.829



## Scottsdale Police Department Crime Lab Volatiles Analysis

<b>Sample:</b> [REDACTED]	<b>Item number:</b> 176-01A
<b>Injection date:</b> 6/12/2017 12:39:35 PM	<b>Vial:</b> 15
<b>Method:</b> ethanol quant.M	<b>Sequence:</b> 12Jun17
<b>Instrument:</b> US14173023 CN14160045	<b>Analyst:</b> Adrian
<b>Data file:</b> C:\Chem32\1\Data\12Jun17\15.D	

Dissemination is restricted to Criminal Justice Agencies and authorized personnel only. Dissemination to unauthorized agencies is PROHIBITED. Scottsdale City Prosecutor

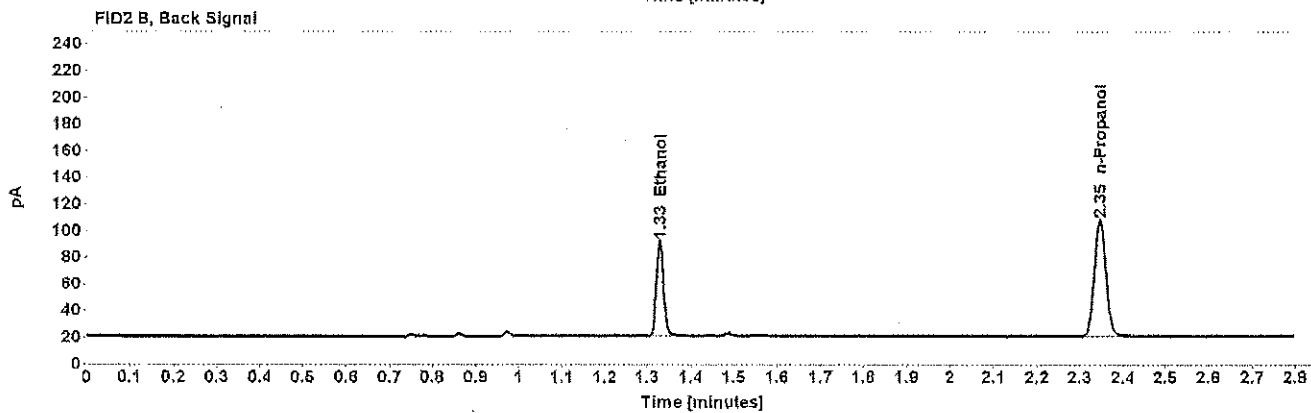
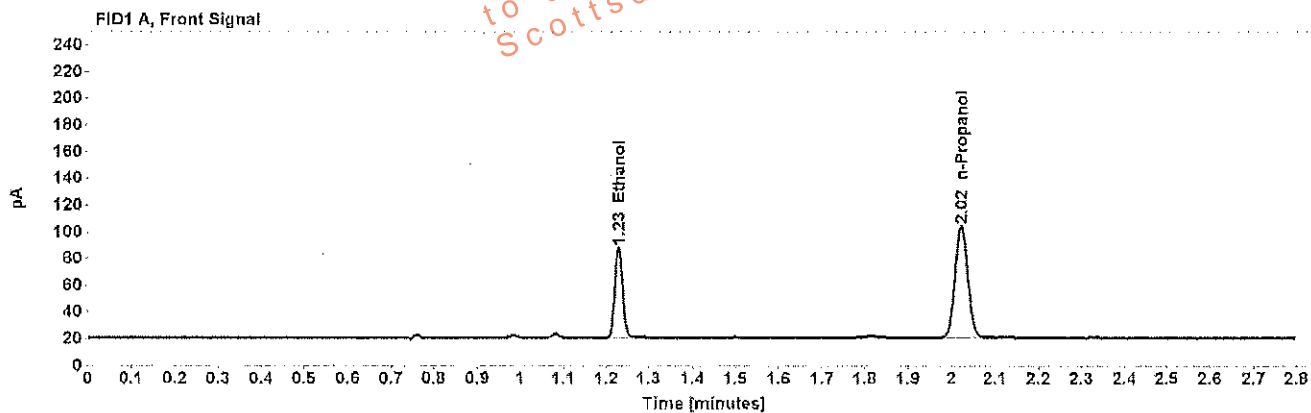


Table 1: FID 1 A (column DB-ALC1)

Compound	Amount (g/100mL)	Time (min)	Peak Area
>Ethanol	0.1407	1.229	86.751
n-Propanol	-----	2.022	170.959

Table 2: FID 2 B (column DB-ALC2)

Compound	Time (min)	Peak Area
Ethanol	1.328	83.232
n-Propanol	2.346	163.301

## Scottsdale Police Department Crime Lab Volatiles Analysis

<b>Sample:</b> [REDACTED]	<b>Item number:</b> 1132577
<b>Injection date:</b> 6/12/2017 12:43:35 PM	<b>Vial:</b> 16
<b>Method:</b> ethanol quant.M	<b>Sequence:</b> 12Jun17
<b>Instrument:</b> US14173023 CN14160045	<b>Analyst:</b> Adrian
<b>Data file:</b> C:\Chem32\1\Data\12Jun17\16.D	

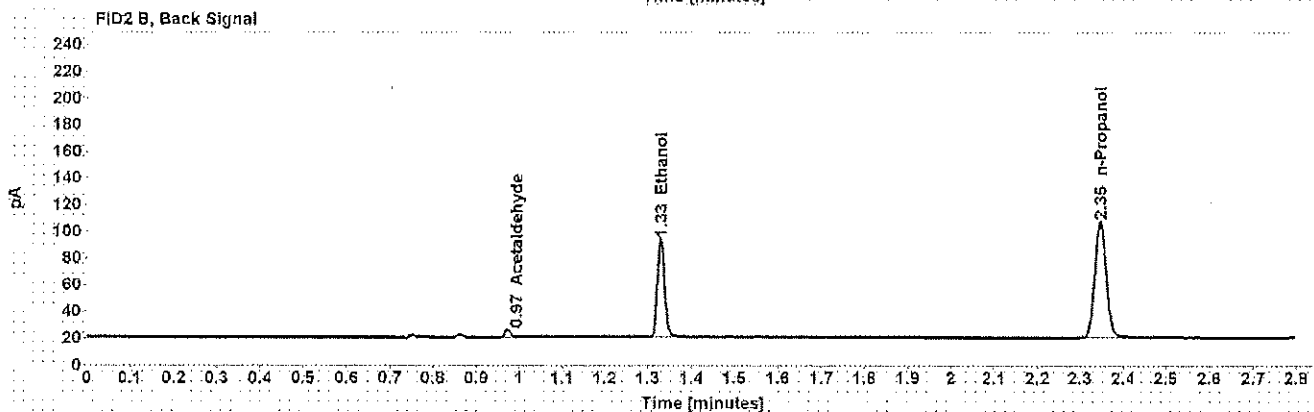
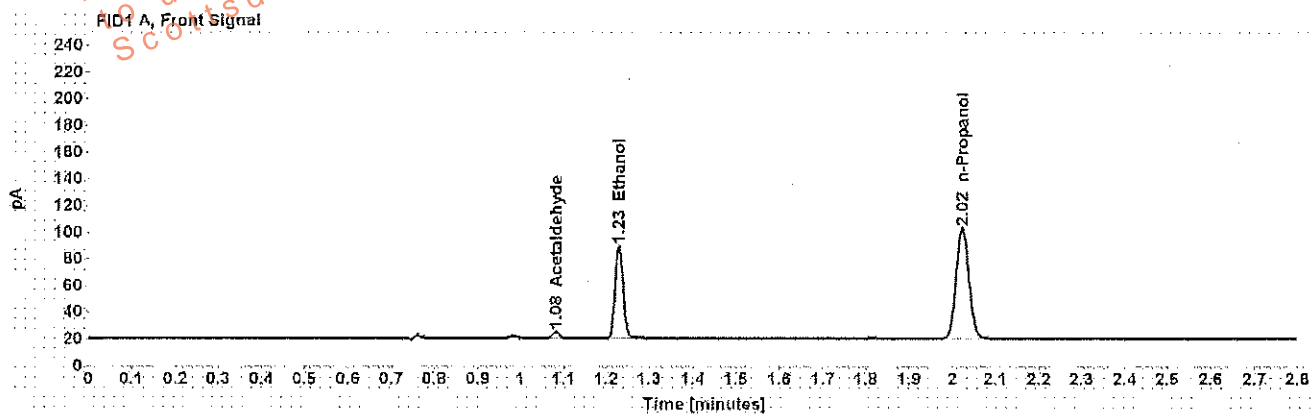


Table 1: FID 1 A (column DB-ALC1)

Compound	Amount (g/100mL)	Time (min)	Peak Area
Acetaldehyde	-----	1.082	4.948
>Ethanol	0.1460	1.230	89.176
n-Propanol	-----	2.023	169.390

Table 2: FID 2 B (column DB-ALC2)

Compound	Time (min)	Peak Area
Acetaldehyde	0.973	4.815
Ethanol	1.329	85.304
n-Propanol	2.346	161.798

## Scottsdale Police Department Crime Lab Volatiles Analysis

<b>Sample:</b> [REDACTED]	<b>Item number:</b> 1132577
<b>Injection date:</b> 6/12/2017 12:47:35 PM	<b>Vial:</b> 17
<b>Method:</b> ethanol quant.M	<b>Sequence:</b> 12Jun17
<b>Instrument:</b> US14173023 CN14160045	<b>Analyst:</b> Adrian
<b>Data file:</b> C:\Chem32\11\Data\12Jun17\17.D	

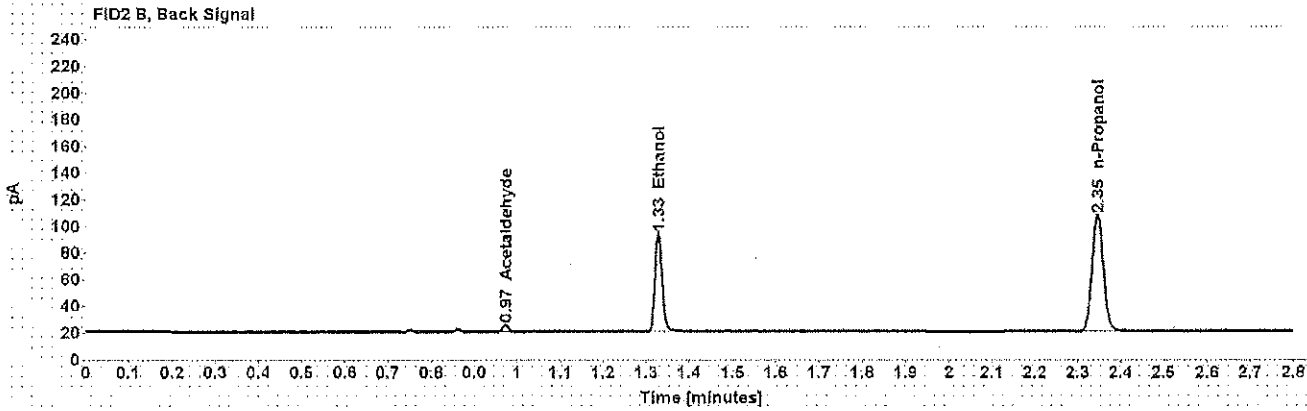
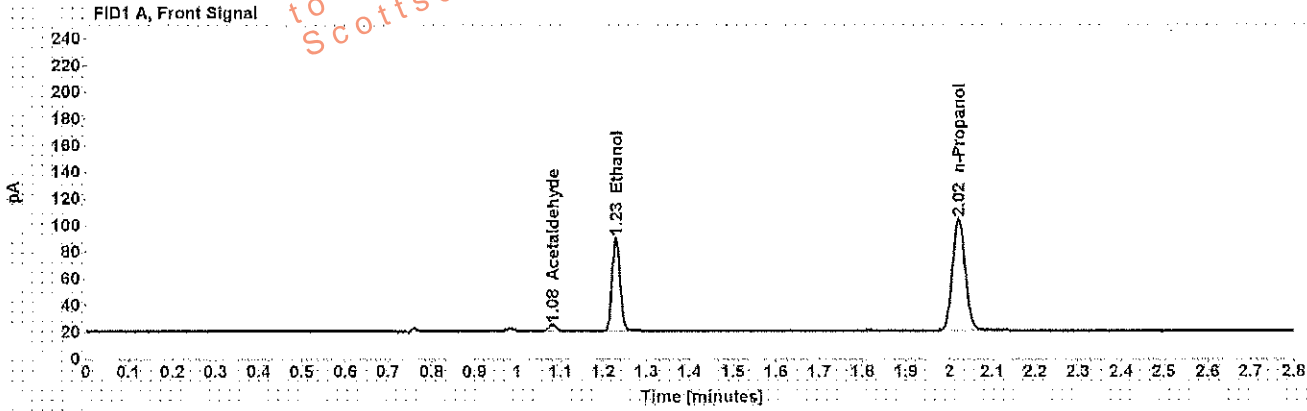


Table 1: FID 1 A (column DB-ALC1)

Compound	Amount (g/100mL)	Time (min)	Peak Area
Acetaldehyde	-----	1.082	4.833
>Ethanol	0.1454	1.229	89.654
n-Propanol	-----	2.022	170.923

Table 2: FID 2 B (column DB-ALC2)

Compound	Time (min)	Peak Area
Acetaldehyde	0.973	4.777
Ethanol	1.328	85.630
n-Propanol	2.346	162.960

## Scottsdale Police Department Crime Lab Volatiles Analysis

Sample: [REDACTED]	Item number: 338-01A
Injection date: 6/12/2017 12:51:36 PM	Vial: 18
Method: ethanol quant.M	Sequence: 12Jun17
Instrument: US14173023 CN14160045	Analyst: Adrian
Data file: C:\Chem32\1\Data\12Jun17\18.D	

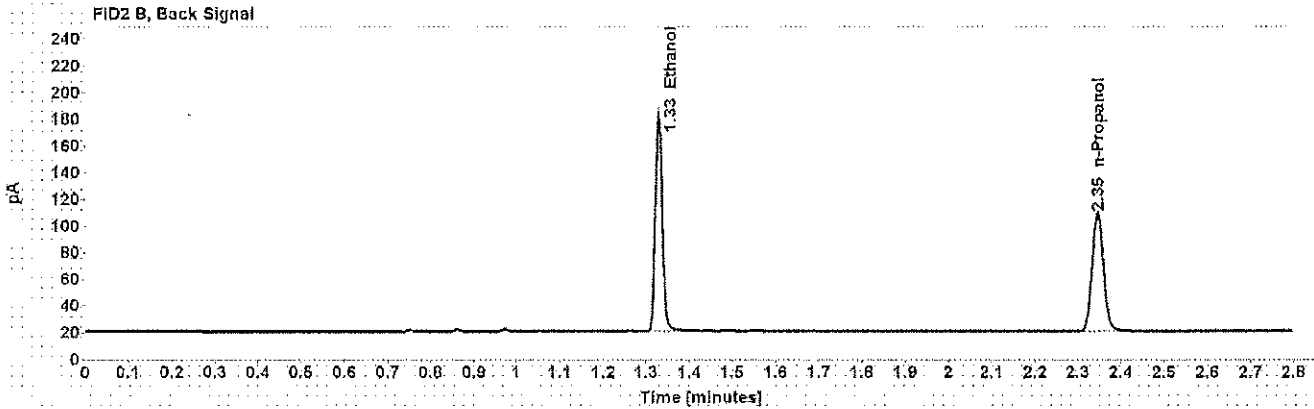
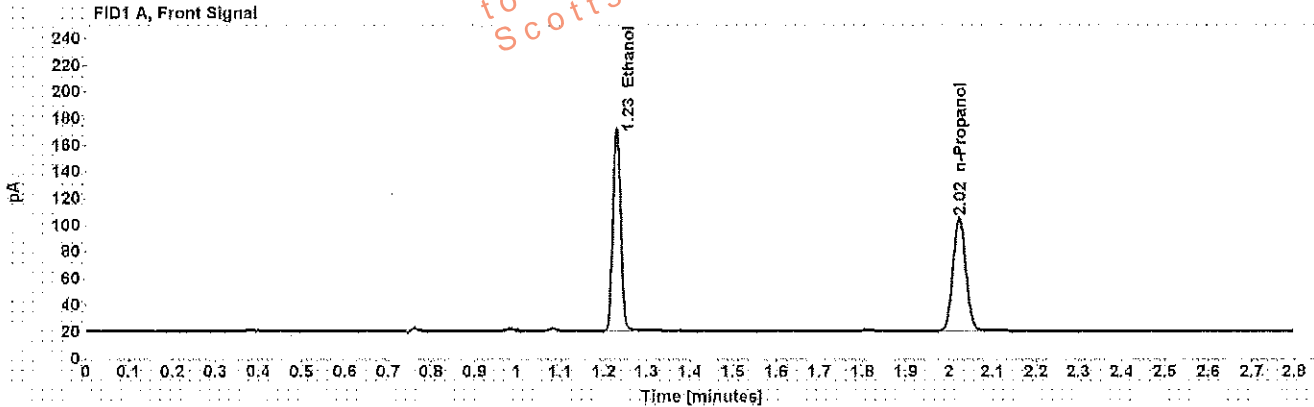


Table 1: FID 1 A (column DB-ALC1)

Compound	Amount (g/100mL)	Time (min)	Peak Area
>Ethanol	0.3111	1.229	194.739
n-Propanol	-----	2.023	173.267

Table 2: FID 2 B (column DB-ALC2)

Compound	Time (min)	Peak Area
Ethanol	1.328	187.128
n-Propanol	2.346	164.563

## Scottsdale Police Department Crime Lab Volatiles Analysis

<b>Sample:</b> [REDACTED]	<b>Item number:</b> 338-01A
<b>Injection date:</b> 6/12/2017 12:55:50 PM	<b>Vial:</b> 19
<b>Method:</b> ethanol quant.M	<b>Sequence:</b> 12Jun17
<b>Instrument:</b> US14173023 CN14160045	<b>Analyst:</b> Adrian
<b>Data file:</b> C:\Chem32\1\Data\12Jun17\19.D	

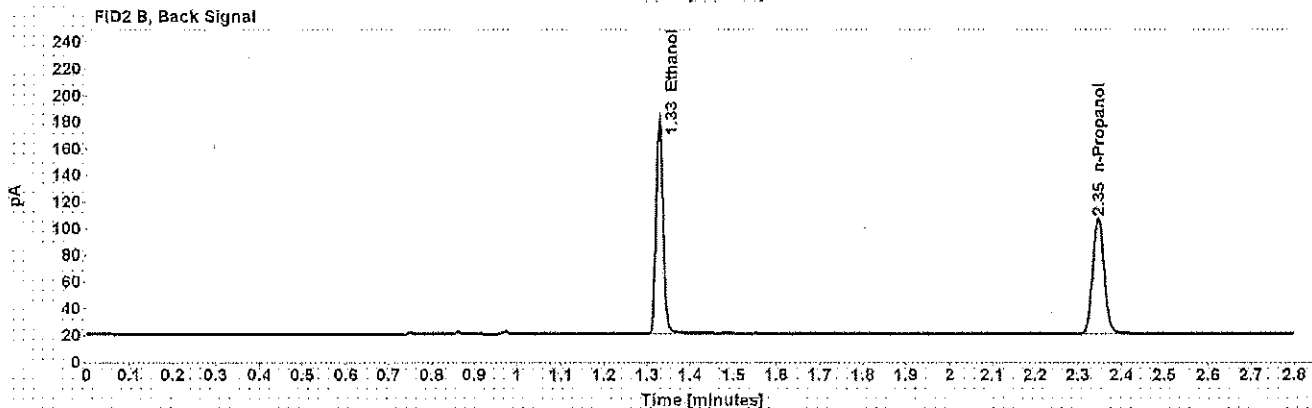
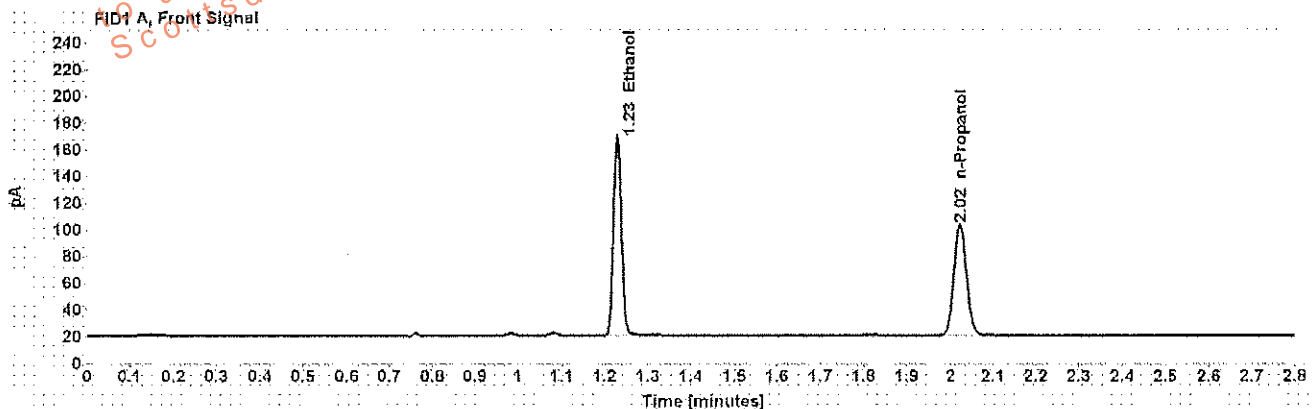


Table 1: FID 1 A (column DB-ALC1)

Compound	Amount (g/100mL)	Time (min)	Peak Area
>Ethanol	0.3135	1.229	191.949
n-Propanol	-----	2.023	169.475

Table 2: FID 2 B (column DB-ALC2)

Compound	Time (min)	Peak Area
Ethanol	1.328	184.723
n-Propanol	2.346	161.068

## Scottsdale Police Department Crime Lab Volatiles Analysis

Sample:	[REDACTED]	Item number:	1156622
Injection date:	6/12/2017 1:03:50 PM	Vial:	21
Method:	ethanol quant.M	Sequence:	12Jun17
Instrument:	US14173023.CN14160045	Analyst:	Adrian
Data file:	C:\Chem3211\Data\12Jun17\21.D		

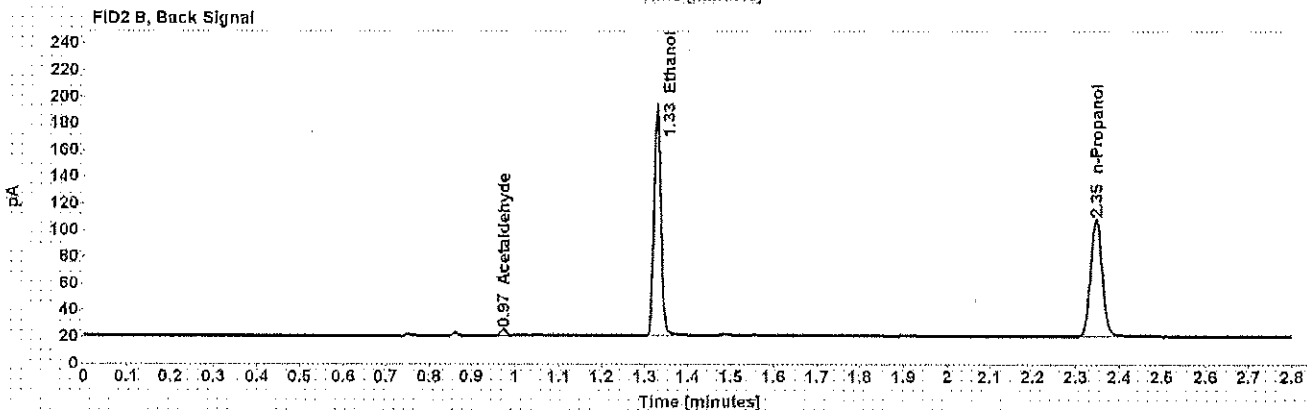
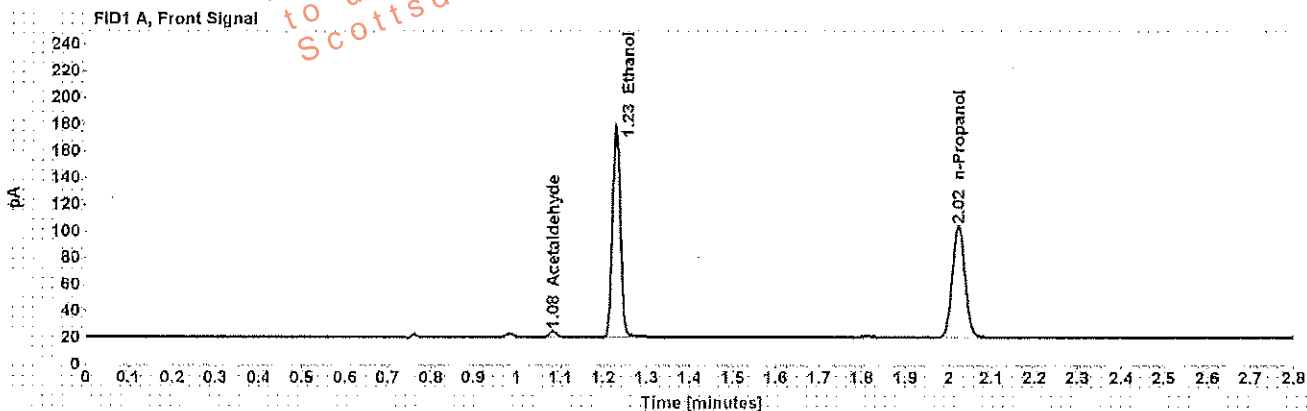


Table 1: FID 1 A (column DB-ALC1)

Compound	Amount (g/100mL)	Time (min)	Peak Area
Acetaldehyde	-----	1.082	4.388
>Ethanol	0.3286	1.229	203.426
n-Propanol	-----	2.023	171.333

Table 2: FID 2 B (column DB-ALC2)

Compound	Time (min)	Peak Area
Acetaldehyde	0.973	4.221
Ethanol	1.328	195.742
n-Propanol	2.346	163.182

## Scottsdale Police Department Crime Lab Volatiles Analysis

Sample: [REDACTED]	Item number: 1156622
Injection date: 6/12/2017 1:07:50 PM	Vial: 22
Method: ethanol quant.M	Sequence: 12Jun17
Instrument: US14173023 CN14160045	Analyst: Adrian
Data file: C:\Chem32\1\Data\12Jun17\22.D	

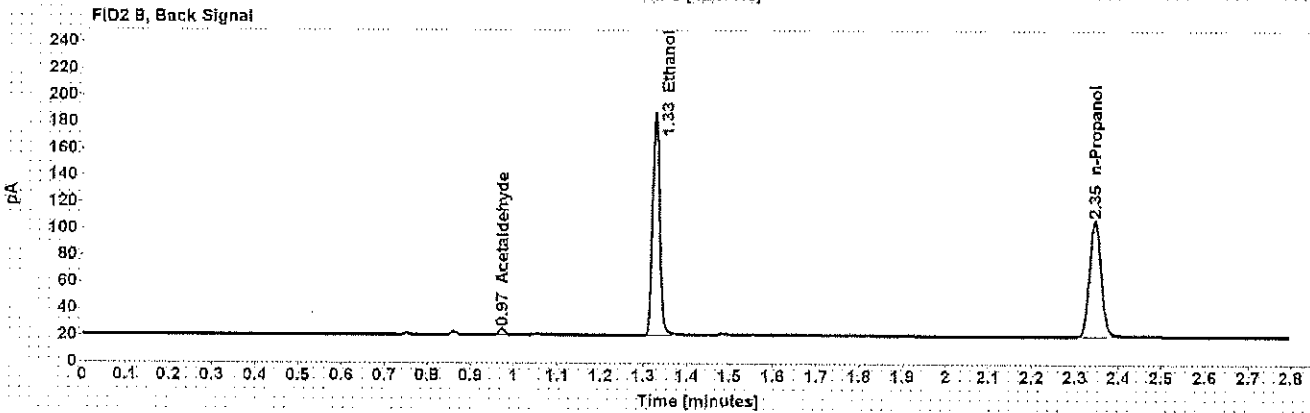
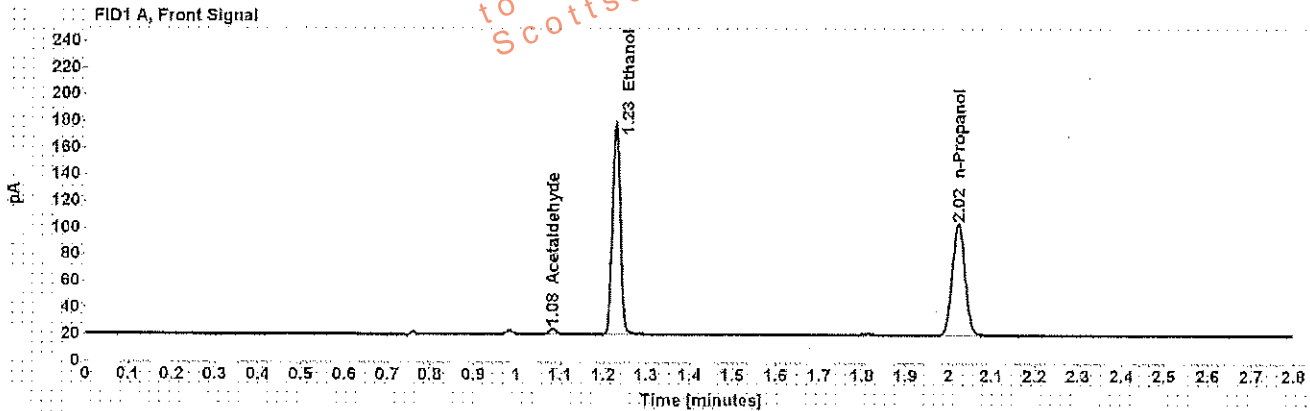


Table 1: FID 1 A (column DB-ALC1)

Compound	Amount (g/100mL)	Time (min)	Peak Area
Acetaldehyde	-----	1.082	4.380
>Ethanol	0.3264	1.228	201.505
n-Propanol	-----	2.022	170.892

Table 2: FID 2 B (column DB-ALC2)

Compound	Time (min)	Peak Area
Acetaldehyde	0.973	4.326
Ethanol	1.328	194.636
n-Propanol	2.346	162.694



## Scottsdale Police Department Crime Lab Volatiles Analysis

<b>Sample:</b> [REDACTED]	<b>Item number:</b> 1156644
<b>Injection date:</b> 6/12/2017 1:11:51 PM	<b>Vial:</b> 23
<b>Method:</b> ethanol quant.M	<b>Sequence:</b> 12Jun17
<b>Instrument:</b> US14173023 CN14160045	<b>Analyst:</b> Adrian
<b>Data file:</b> C:\Chem32\11\Data\12Jun17\23.D	

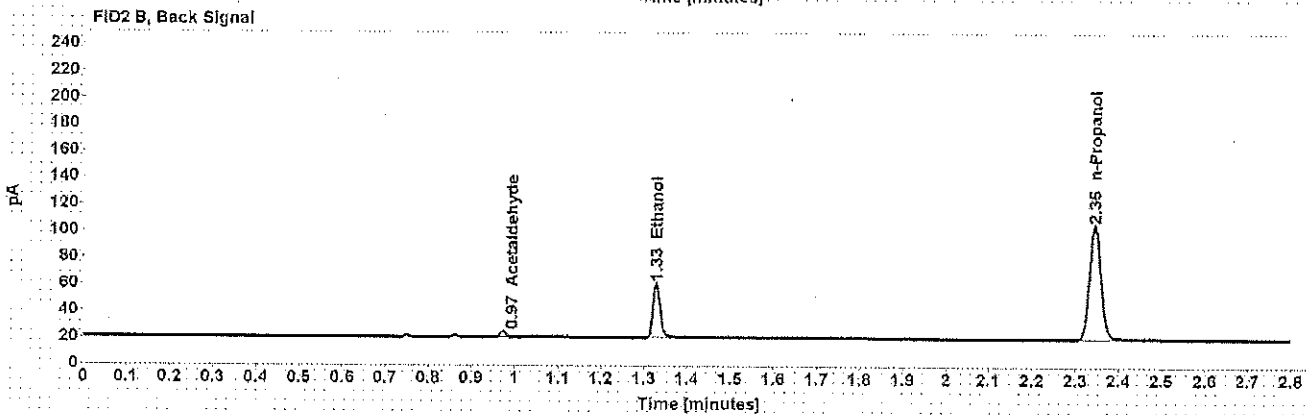
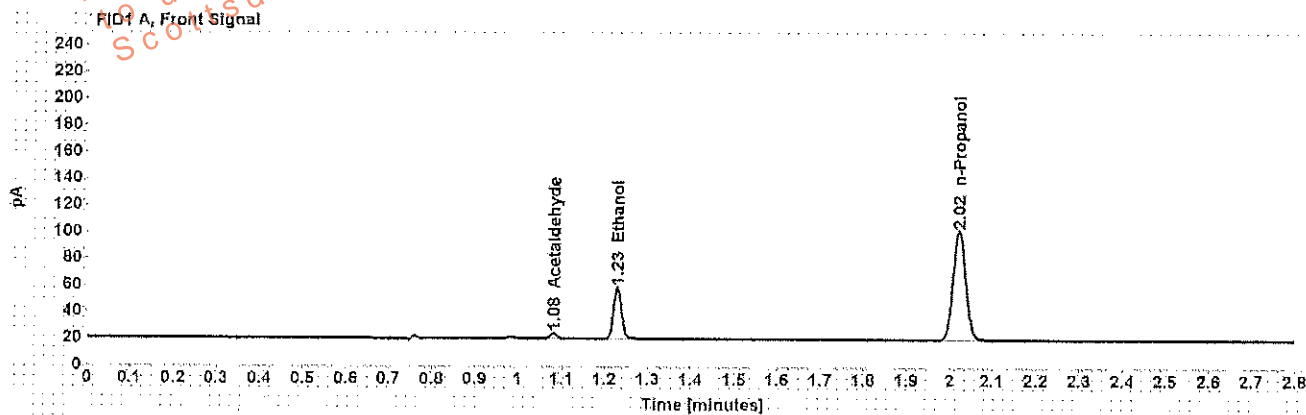


Table 1: FID 1 A (column DB-ALC1)

Compound	Amount (g/100mL)	Time (min)	Peak Area
Acetaldehyde	-----	1.082	3.989
>Ethanol	0.0822	1.229	49.508
n-Propanol	-----	2.022	167.274

Table 2: FID 2 B (column DB-ALC2)

Compound	Time (min)	Peak Area
Acetaldehyde	0.972	4.023
Ethanol	1.328	47.126
n-Propanol	2.345	159.278

## Scottsdale Police Department Crime Lab Volatiles Analysis

Sample:	[REDACTED]	Item number:	1156644
Injection date:	6/12/2017 1:15:51 PM	Vial:	24
Method:	ethanol quant.M	Sequence:	12Jun17
Instrument:	US14173023 CN14160045	Analyst:	Adrian
Data file:	C:\Chem3211\Data\12Jun17\24.D		

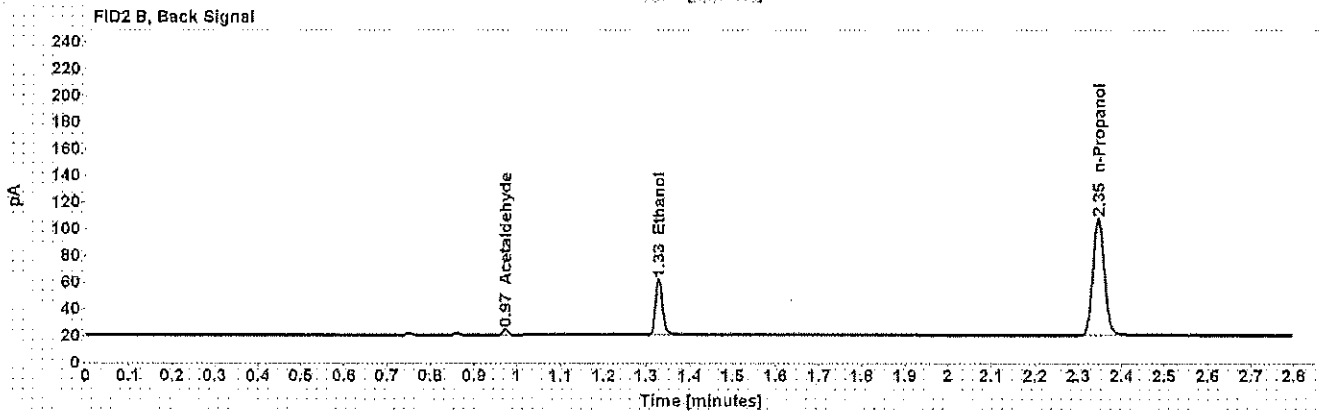
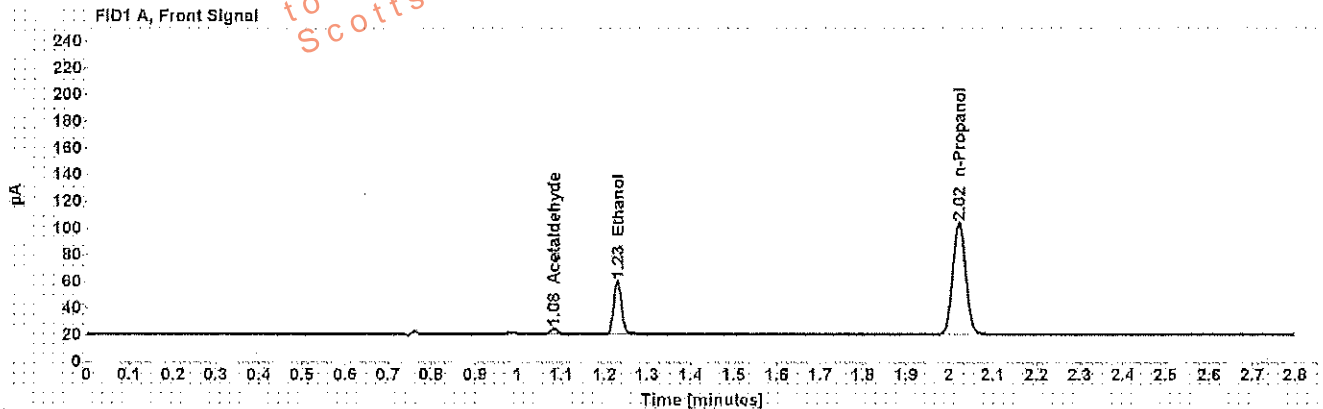


Table 1: FID 1 A (column DB-ALC1)

Compound	Amount (g/100mL)	Time (min)	Peak Area
Acetaldehyde	-----	1.082	4.009
>Ethanol	0.0826	1.230	50.732
n-Propanol	-----	2.022	170.573

Table 2: FID 2 B (column DB-ALC2)

Compound	Time (min)	Peak Area
Acetaldehyde	0.973	3.873
Ethanol	1.329	48.662
n-Propanol	2.346	162.395

## Scottsdale Police Department Crime Lab Volatiles Analysis

Sample: [REDACTED]	Item number: 1156653
Injection date: 6/12/2017 1:20:05 PM	Vial: 25
Method: ethanol quant.M	Sequence: 12Jun17
Instrument: US14173023 CN14160045	Analyst: Adrian
Data file: C:\Chem321\Data\12Jun17\25.D	

Dissemination is restricted to Criminal Justice Agencies and authorized personnel only. Secondary dissemination to unauthorized agencies is PROHIBITED. Scottsdale City Prosecutor

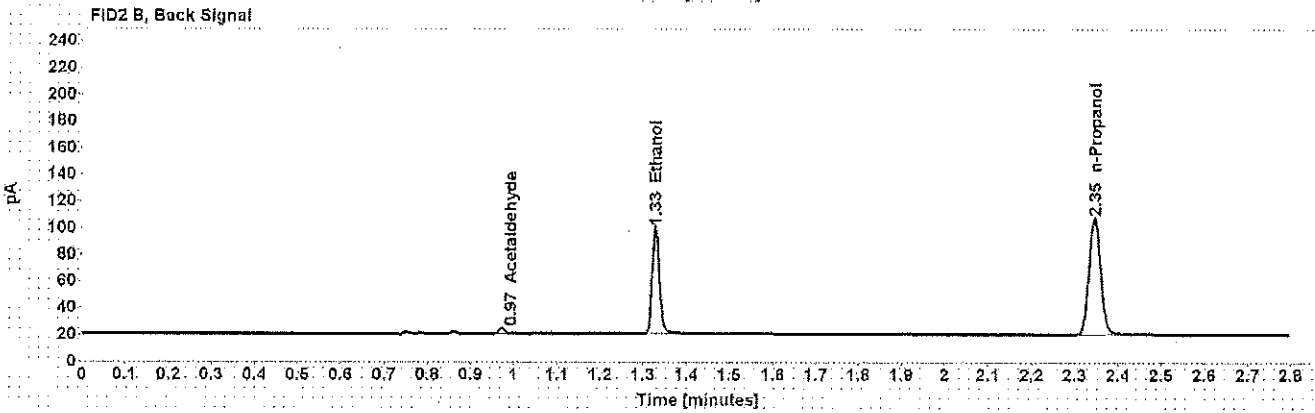
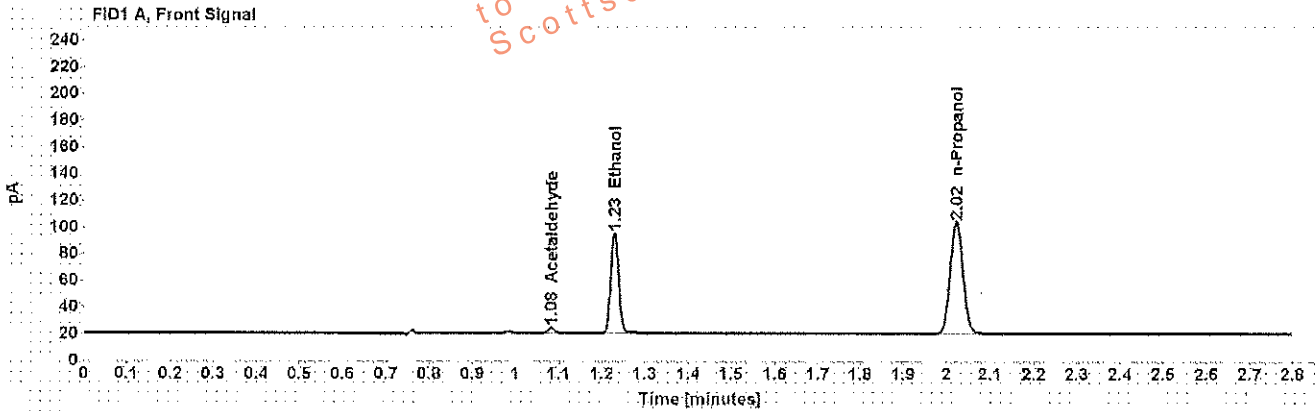


Table 1: FID 1 A (column DB-ALC1)

Compound	Amount (g/100mL)	Time (min)	Peak Area
Acetaldehyde	-----	1.082	4.046
>Ethanol	0.1558	1.229	96.297
n-Propanol	-----	2.022	171.377

Table 2: FID 2 B (column DB-ALC2)

Compound	Time (min)	Peak Area
Acetaldehyde	0.973	4.042
Ethanol	1.328	92.134
n-Propanol	2.346	163.134

## Scottsdale Police Department Crime Lab Volatiles Analysis

<b>Sample:</b> [REDACTED]	<b>Item number:</b> 1156653
<b>Injection date:</b> 6/12/2017 1:24:06 PM	<b>Vial:</b> 26
<b>Method:</b> ethanol quant.M	<b>Sequence:</b> 12Jun17
<b>Instrument:</b> US14173023 CN14160045	<b>Analyst:</b> Adrian
<b>Data file:</b> C:\Chem3211\Data\12Jun17\26.D	

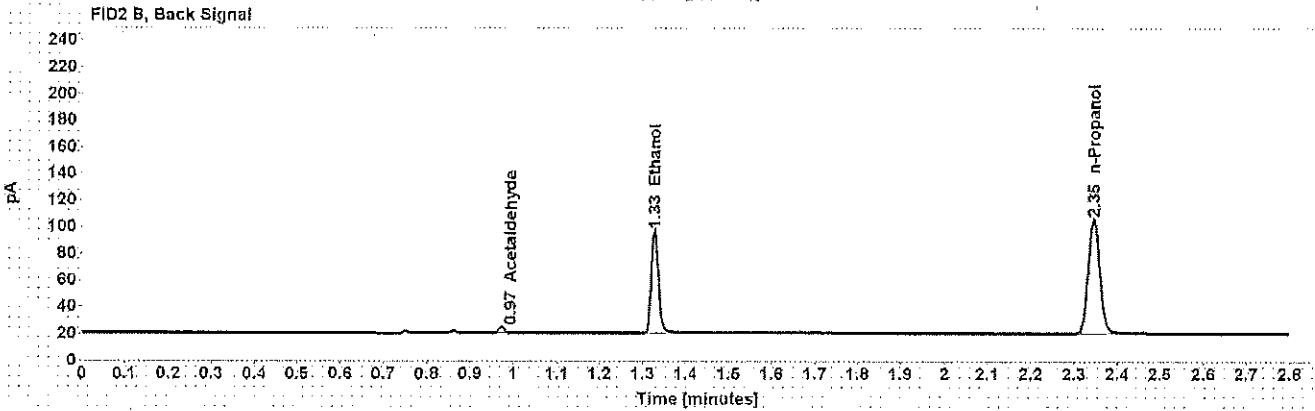
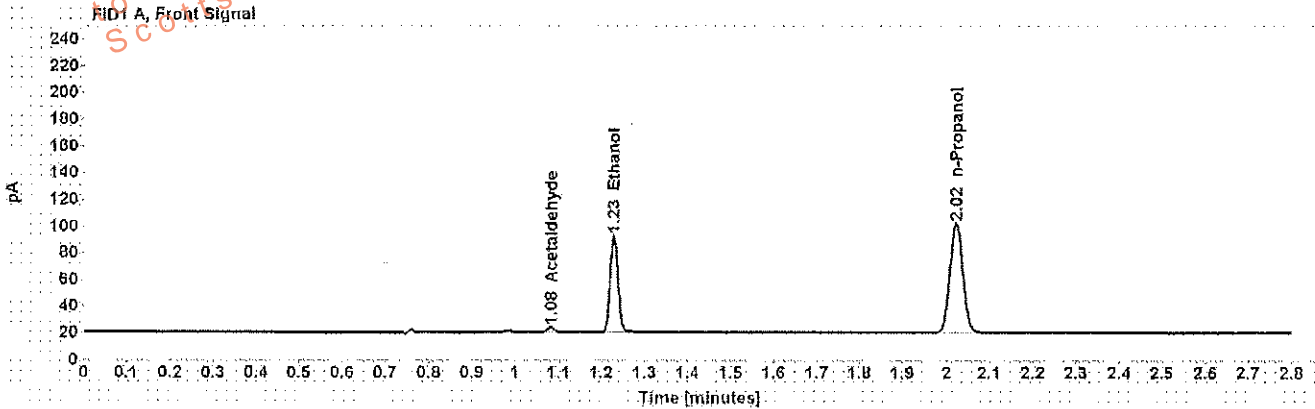


Table 1: FID 1 A (column DB-ALC1)

Compound	Amount (g/100mL)	Time (min)	Peak Area
Acetaldehyde	-----	1.082	4.038
>Ethanol	0.1546	1.229	93.411
n-Propanol	-----	2.022	167.513

Table 2: FID 2 B (column DB-ALC2)

Compound	Time (min)	Peak Area
Acetaldehyde	0.972	4.016
Ethanol	1.328	89.513
n-Propanol	2.345	159.724

## Scottsdale Police Department Crime Lab Volatiles Analysis

Sample:	[REDACTED]	Item number:	1154461
Injection date:	6/12/2017 1:28:05 PM	Vial:	27
Method:	ethanol quant.M	Sequence:	12Jun17
Instrument:	US14173023 CN14160045	Analyst:	Adrian
Data file:	C:\Chem3211\Data\12Jun17\27.D		

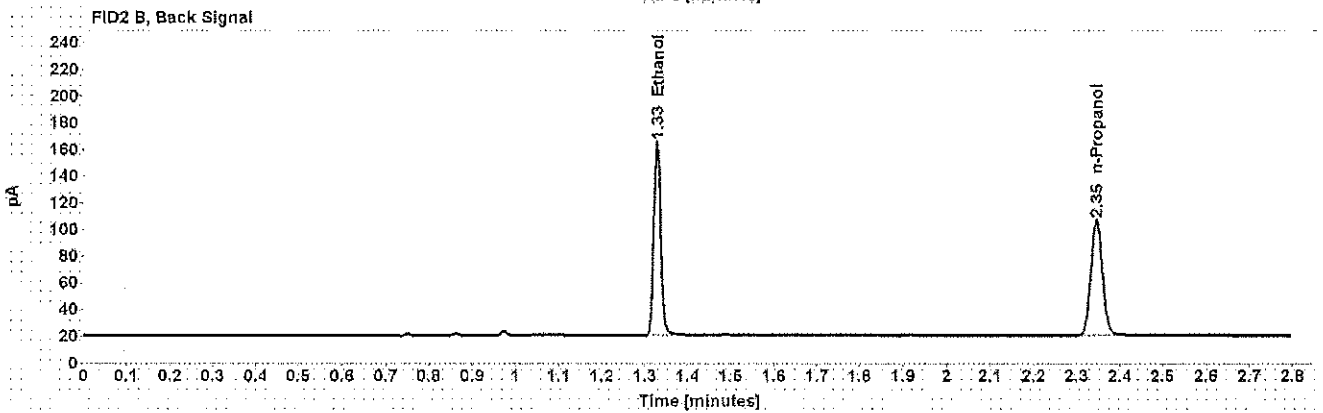
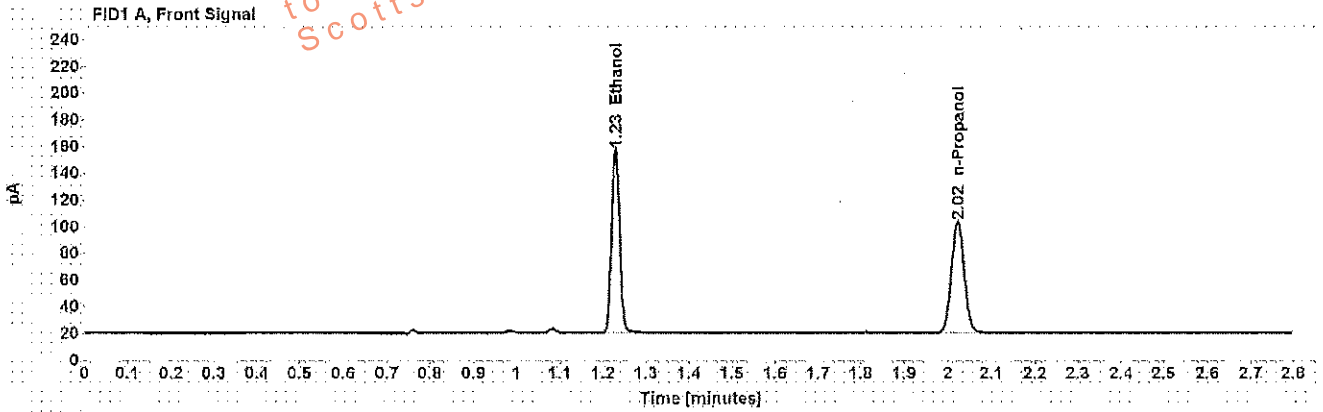


Table 1: FID 1 A (column DB-ALC1)

Compound	Amount (g/100mL)	Time (min)	Peak Area
>Ethanol	0.2867	1.229	175.765
n-Propanol	-----	2.022	169.723

Table 2: FID 2 B (column DB-ALC2)

Compound	Time (min)	Peak Area
Ethanol	1.327	168.546
n-Propanol	2.345	161.423

## Scottsdale Police Department Crime Lab Volatiles Analysis

Sample: [REDACTED]	Item number: 1154461
Injection date: 6/12/2017 1:32:06 PM	Vial: 28
Method: ethanol quant.M	Sequence: 12Jun17
Instrument: US14173023 CN14160045	Analyst: Adrian
Data file: C:\Chem32\1\Data\12Jun17\28.D	

Dissemination is restricted to Criminal Justice Agencies and authorized personnel only. Dissemination to unauthorized agencies is PROHIBITED.  
 Scottsdale City Prosecutor

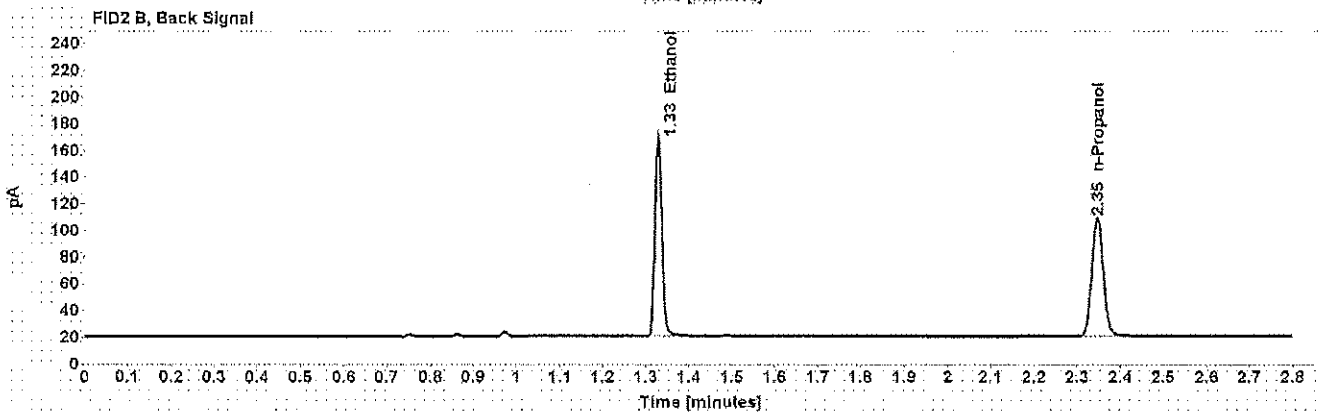
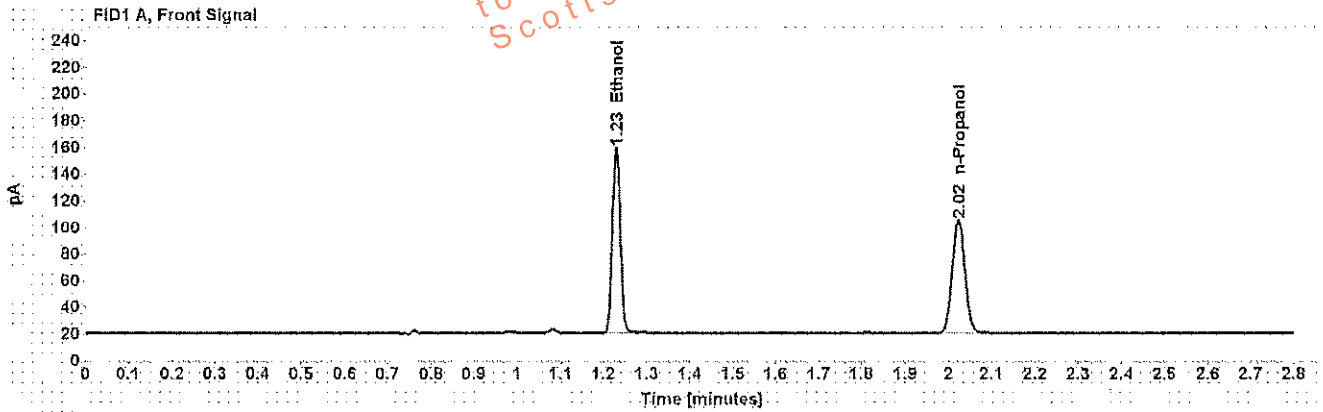


Table 1: FID 1 A (column DB-ALC1)

Compound	Amount (g/100mL)	Time (min)	Peak Area
>Ethanol	0.2855	1.229	178.936
n-Propanol	-----	2.023	173.512

Table 2: FID 2 B (column DB-ALC2)

Compound	Time (min)	Peak Area
Ethanol	1.328	172.050
n-Propanol	2.346	165.097

## Scottsdale Police Department Crime Lab Volatiles Analysis

<b>Sample:</b> [REDACTED]	<b>Item number:</b> 1153872
<b>Injection date:</b> 6/12/2017 1:36:06 PM	<b>Vial:</b> 29
<b>Method:</b> ethanol quant.M	<b>Sequence:</b> 12Jun17
<b>Instrument:</b> US14173023 CN14160045	<b>Analyst:</b> Adrian
<b>Data file:</b> C:\Chem32\11\Data\12Jun17\29.D	

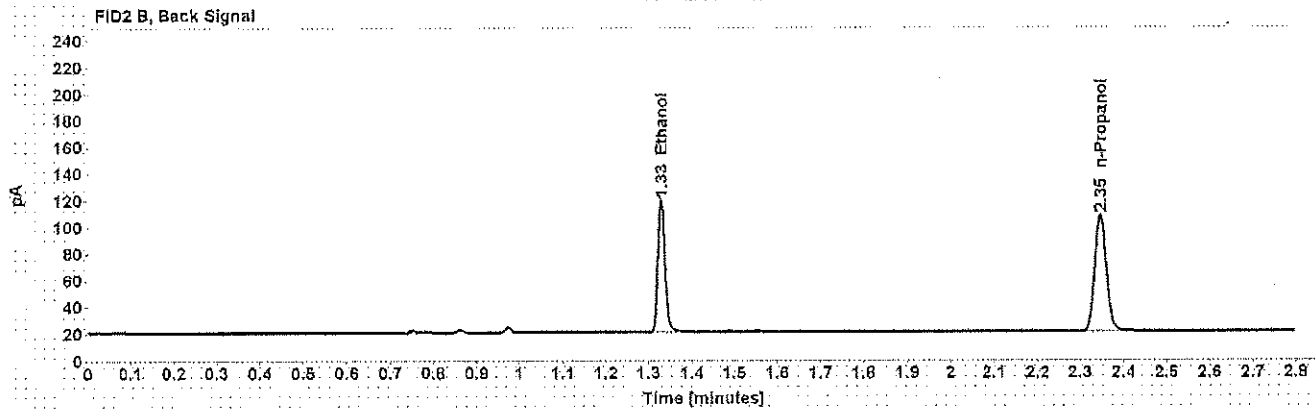
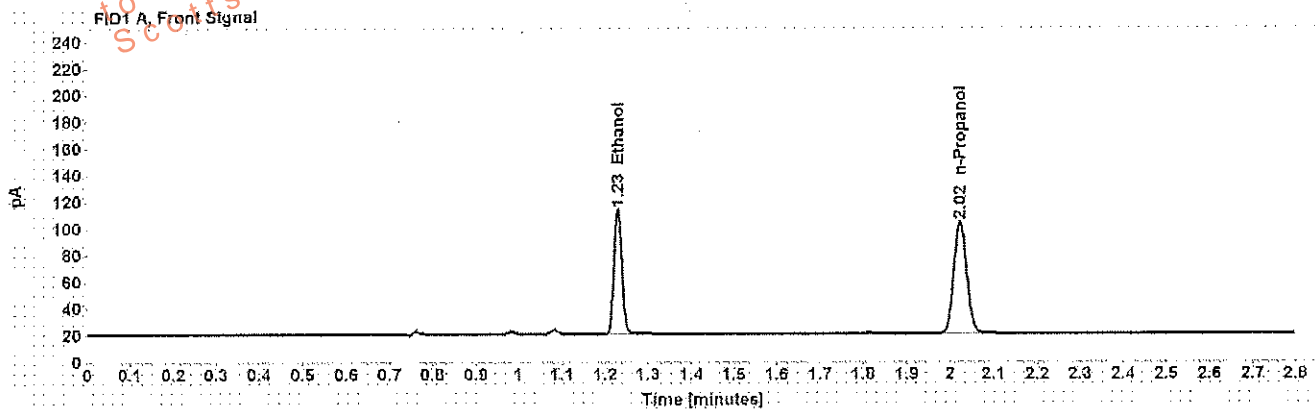


Table 1: FID 1 A (column DB-ALC1)

Compound	Amount (g/100mL)	Time (min)	Peak Area
>Ethanol	0.1943	1.229	120.292
n-Propanol	-----	2.023	171.533

Table 2: FID 2 B (column DB-ALC2)

Compound	Time (min)	Peak Area
Ethanol	1.329	115.174
n-Propanol	2.346	163.064

## Scottsdale Police Department Crime Lab Volatiles Analysis

<b>Sample:</b> [REDACTED]	<b>Item number:</b> 1153872
<b>Injection date:</b> 6/12/2017 1:40:05 PM	<b>Vial:</b> 30
<b>Method:</b> ethanol quant.M	<b>Sequence:</b> 12Jun17
<b>Instrument:</b> US14173023 CN14160045	<b>Analyst:</b> Adrian
<b>Data file:</b> C:\Chem32\1\Data\12Jun17\30.D	

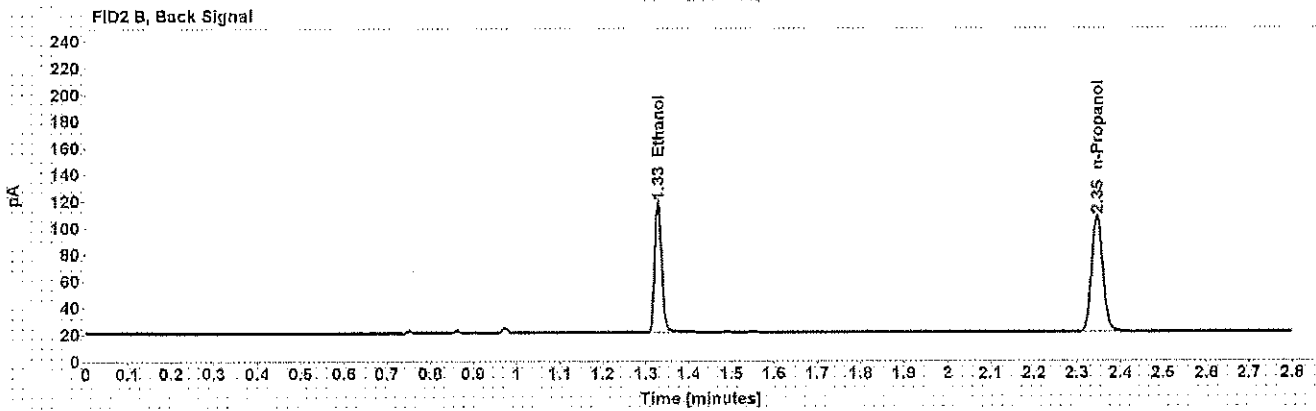
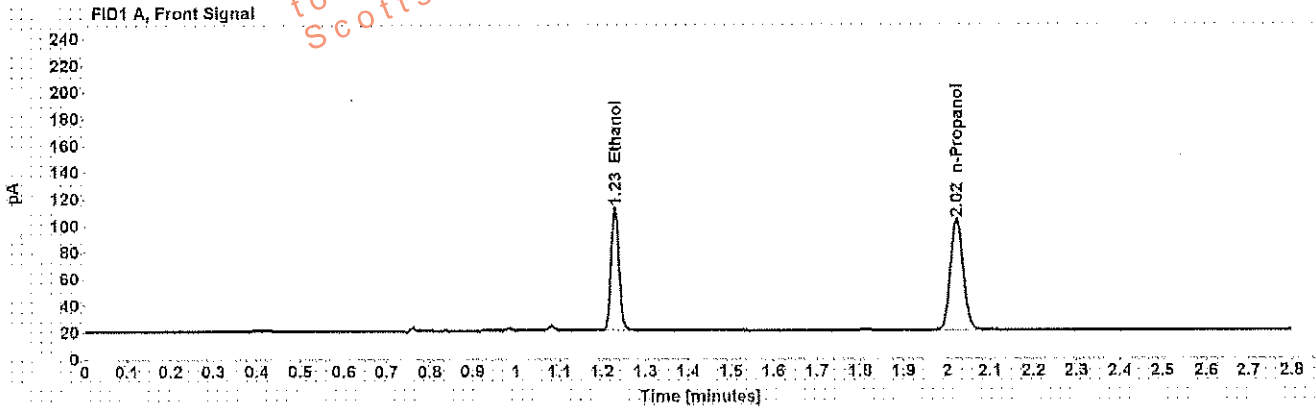


Table 1: FID 1 A (column DB-ALC1)

Compound	Amount (g/100mL)	Time (min)	Peak Area
>Ethanol	0.1926	1.229	118.073
n-Propanol	-----	2.023	169.823

Table 2: FID 2 B (column DB-ALC2)

Compound	Time (min)	Peak Area
Ethanol	1.328	113.337
n-Propanol	2.348	161.444



## Scottsdale Police Department Crime Lab Volatiles Analysis

<b>Sample:</b> [REDACTED]	<b>Item number:</b> 1155356
<b>Injection date:</b> 6/12/2017 1:48:20 PM	<b>Vial:</b> 32
<b>Method:</b> ethanol quant.M	<b>Sequence:</b> 12Jun17
<b>Instrument:</b> US14173023 CN14160045	<b>Analyst:</b> Adrian
<b>Data file:</b> C:\Chem32\1\Data\12Jun17\32.D	

Dissemination is restricted to Criminal Justice Agencies and authorized agencies only. Dissemination to unauthorized agencies is PROHIBITED.  
 Scottsdale City Prosecutor

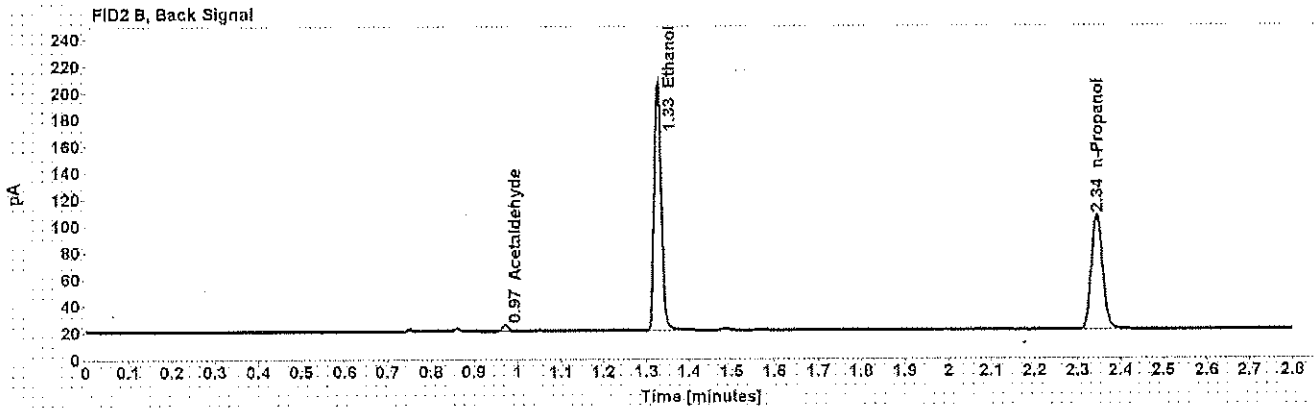
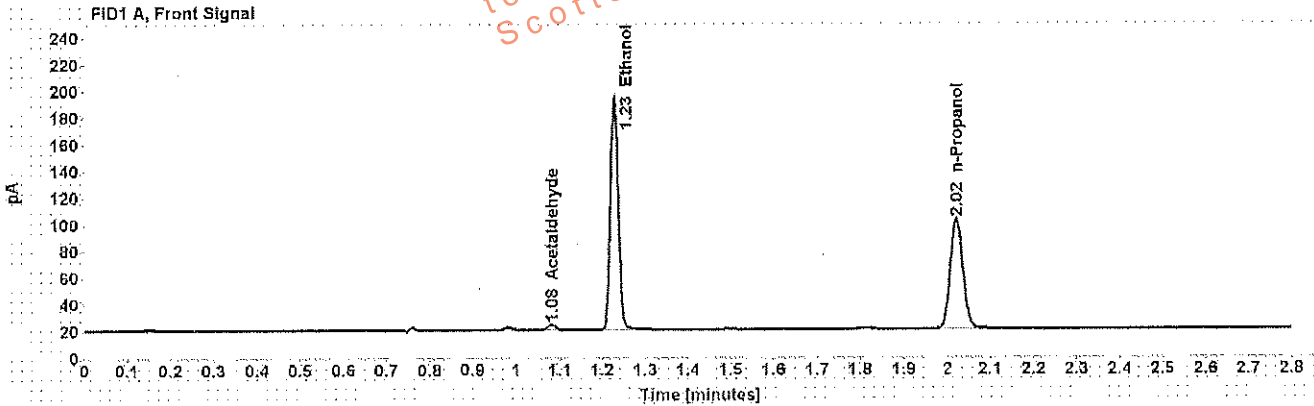


Table 1: FID 1 A (column DB-ALC1)

Compound	Amount (g/100mL)	Time (min)	Peak Area
Acetaldehyde	-----	1.081	4.266
>Ethanol	0.3687	1.228	223.792
n-Propanol	-----	2.022	167.960

Table 2: FID 2 B (column DB-ALC2)

Compound	Time (min)	Peak Area
Acetaldehyde	0.972	4.240
Ethanol	1.326	215.006
n-Propanol	2.345	159.336

Scottsdale Police Department Crime Lab Volatiles Analysis

Sample:	[REDACTED]	Item number:	1155356
Injection date:	6/12/2017 1:52:20 PM	Vial:	33
Method:	ethanol quant.M	Sequence:	12Jun17
Instrument:	US14173023 CN14160045	Analyst:	Adrian
Data file:	C:\Chem32\1\Data\12Jun17\133.D		

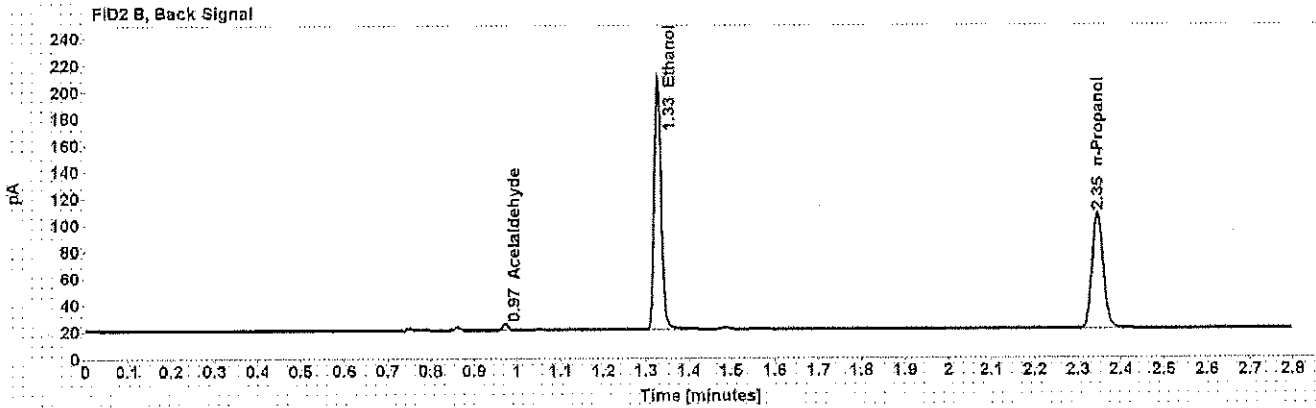
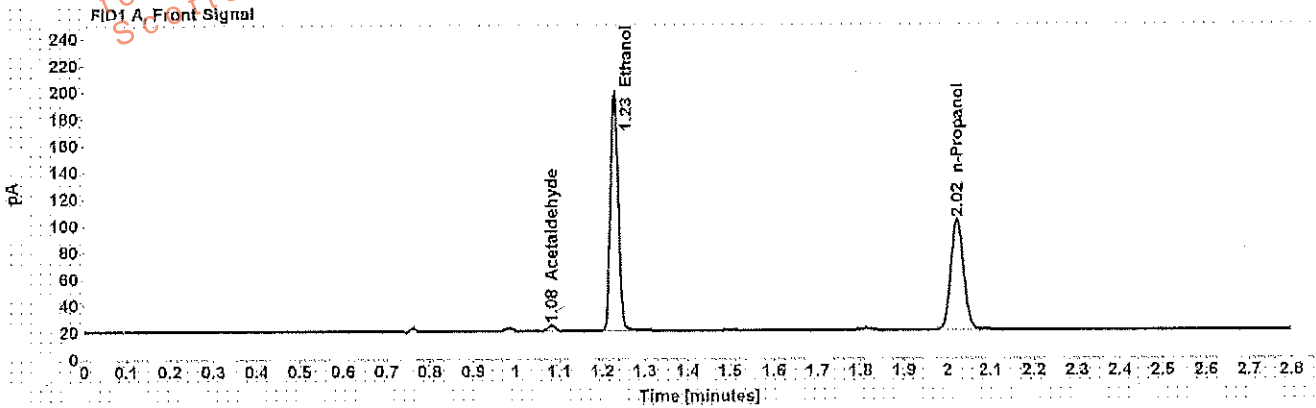


Table 1: FID 1 A (column DB-ALC1)

Compound	Amount (g/100mL)	Time (min)	Peak Area
Acetaldehyde	-----	1.082	4.312
>Ethanol	0.3702	1.228	226.884
n-Propanol	-----	2.022	169.633

Table 2: FID 2 B (column DB-ALC2)

Compound	Time (min)	Peak Area
Acetaldehyde	0.972	4.261
Ethanol	1.327	217.966
n-Propanol	2.345	161.044

### Scottsdale Police Department Crime Lab Volatiles Analysis

<b>Sample:</b> [REDACTED]	<b>Item number:</b> 1154872
<b>Injection date:</b> 6/12/2017 1:56:21 PM	<b>Vial:</b> 34
<b>Method:</b> ethanol quant.M	<b>Sequence:</b> 12Jun17
<b>Instrument:</b> US14173023 CN14160045	<b>Analyst:</b> Adrian
<b>Data file:</b> C:\Chem32\1\Data\12Jun17\34.D	

Dissemination is restricted to Criminal Justice Agencies and authorized dissemination to unauthorized agencies is PROHIBITED  
 Scottsdale City Prosecutor

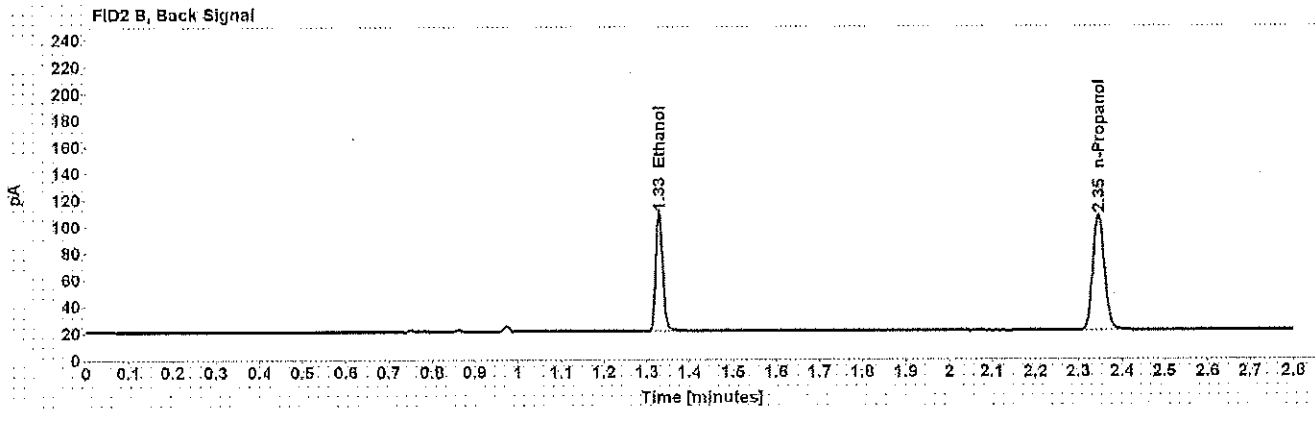
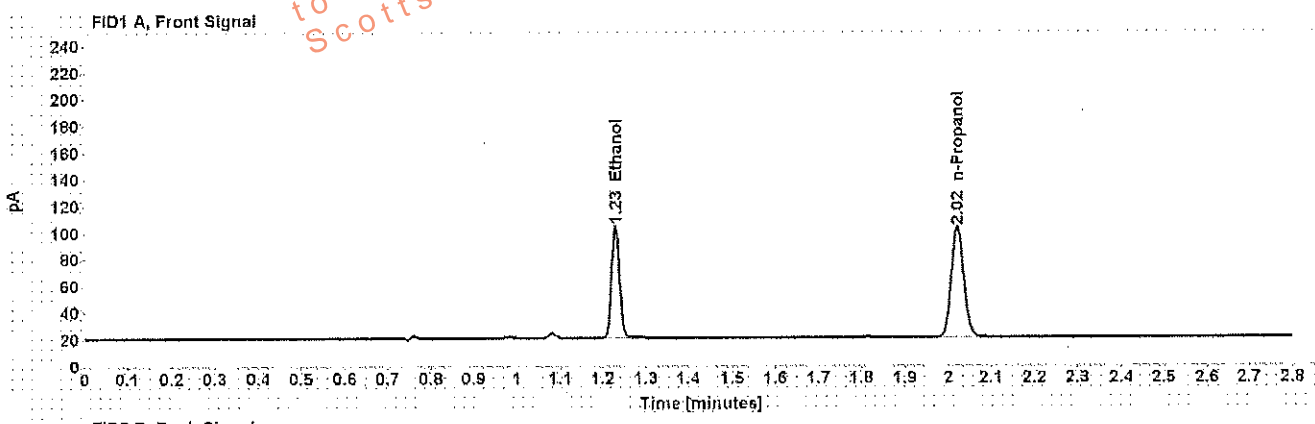


Table 1: FID 1 A (column DB-ALC1)

Compound	Amount (g/100mL)	Time (min)	Peak Area
>Ethanol	0.1773	1.229	108.022
n-Propanol	-----	2.022	168.781

Table 2: FID 2 B (column DB-ALC2)

Compound	Time (min)	Peak Area
Ethanol	1.328	103.121
n-Propanol	2.346	160.447

## Scottsdale Police Department Crime Lab Volatiles Analysis

Sample: [REDACTED]	Item number: 1154872
Injection date: 6/12/2017 2:00:20 PM	Vial: 35
Method: ethanol quant.M	Sequence: 12Jun17
Instrument: US14173023 CN14160045	Analyst: Adrian
Data file: C:\Chem32\1\Data\12Jun17\35.D	

Dissemination is restricted to Criminal Justice Agencies and authorized personnel only. Dissemination to unauthorized agencies is PROHIBITED.  
 Scottsdale City Prosecutor

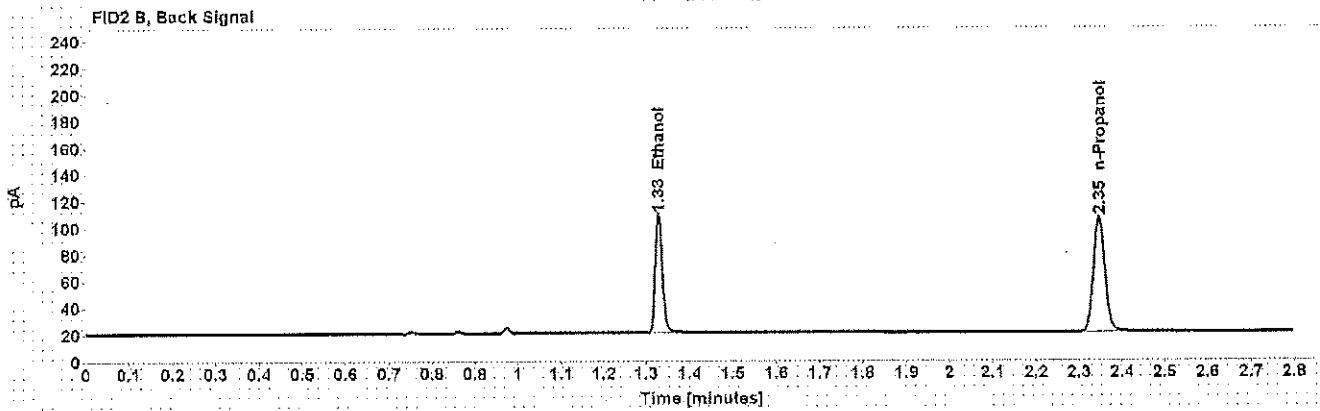
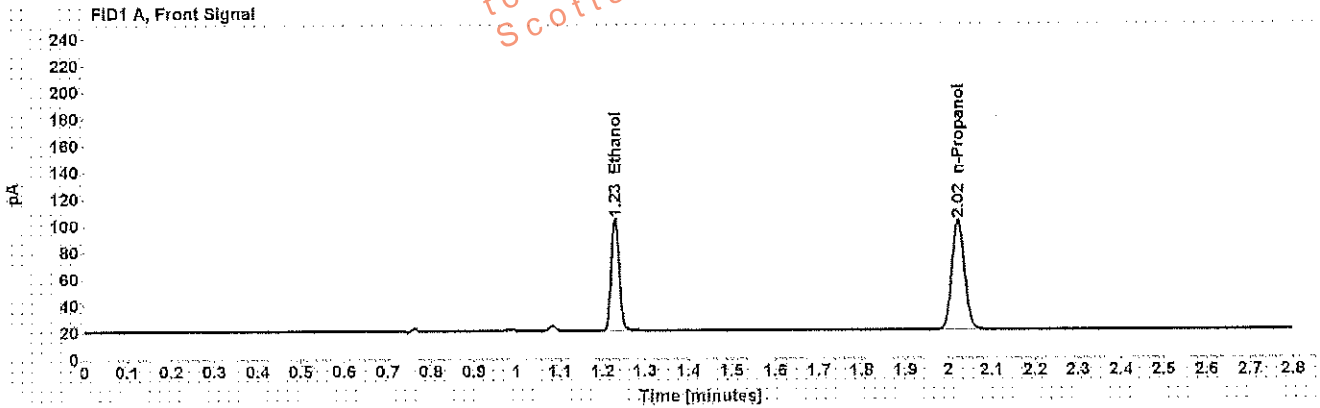


Table 1: FID 1 A (column DB-ALC1)

Compound	Amount (g/100mL)	Time (min)	Peak Area
>Ethanol	0.1778	1.229	108.027
n-Propanol	-----	2.023	168.368

Table 2: FID 2 B (column DB-ALC2)

Compound	Time (min)	Peak Area
Ethanol	1.329	103.350
n-Propanol	2.346	160.271

## Scottsdale Police Department Crime Lab Volatiles Analysis

Sample: [REDACTED]	Item number: 1154387
Injection date: 6/12/2017 2:04:20 PM	Vial: 36
Method: ethanol quant.M	Sequence: 12Jun17
Instrument: US14173023 CN14160045	Analyst: Adrian
Data file: C:\Chem3211\Data\12Jun17\36.D	

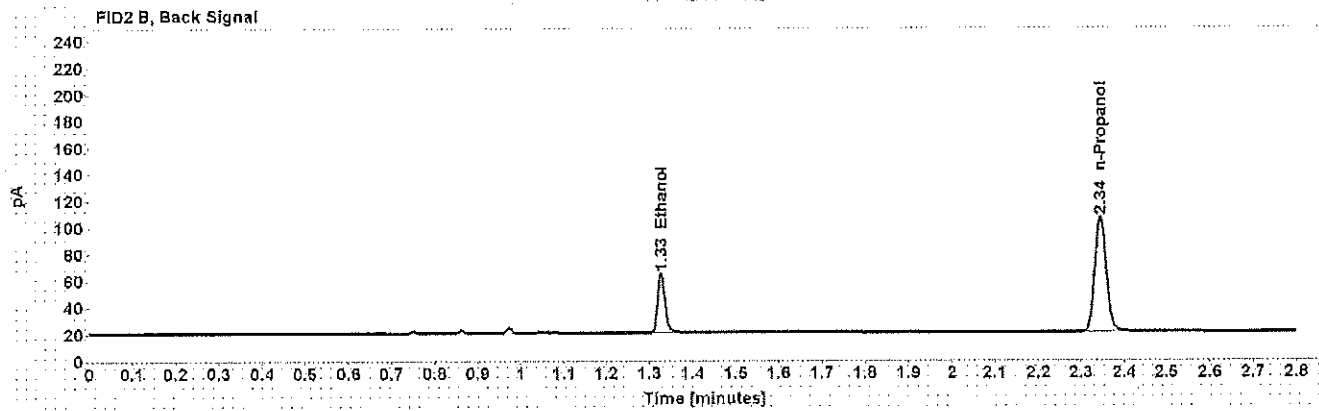
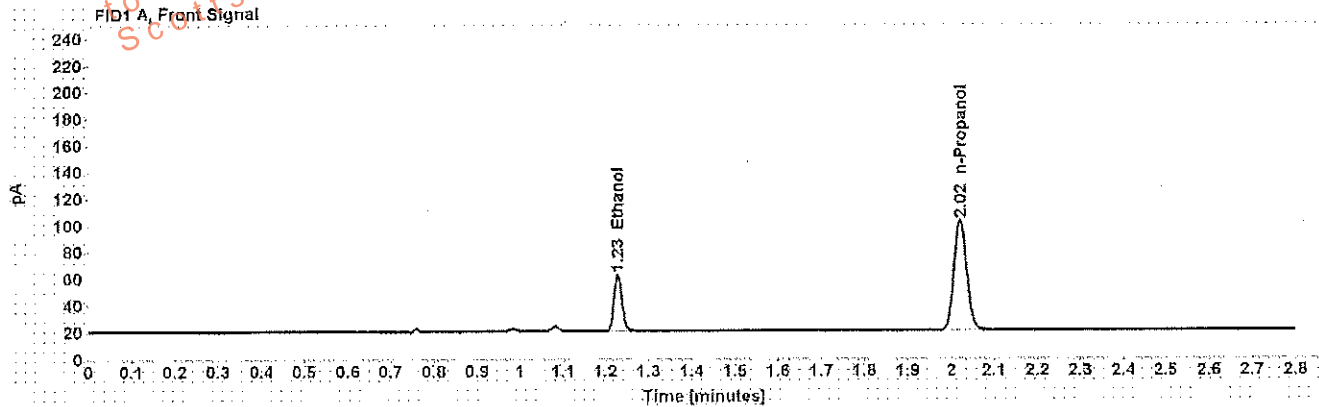


Table 1: FID 1 A (column DB-ALC1)

Compound	Amount (g/100mL)	Time (min)	Peak Area
>Ethanol	0.0901	1.229	54.593
n-Propanol	-----	2.021	168.351

Table 2: FID 2 B (column DB-ALC2)

Compound	Time (min)	Peak Area
Ethanol	1.327	51.976
n-Propanol	2.344	160.204

## Scottsdale Police Department Crime Lab Volatiles Analysis

Sample: [REDACTED]	Item number: 1154387
Injection date: 6/12/2017 2:08:36 PM	Vial: 37
Method: ethanol quant.M	Sequence: 12Jun17
Instrument: US14173023 CN14160045	Analyst: Adrian
Data file: C:\Chem32\1\Data\12Jun17\37.D	

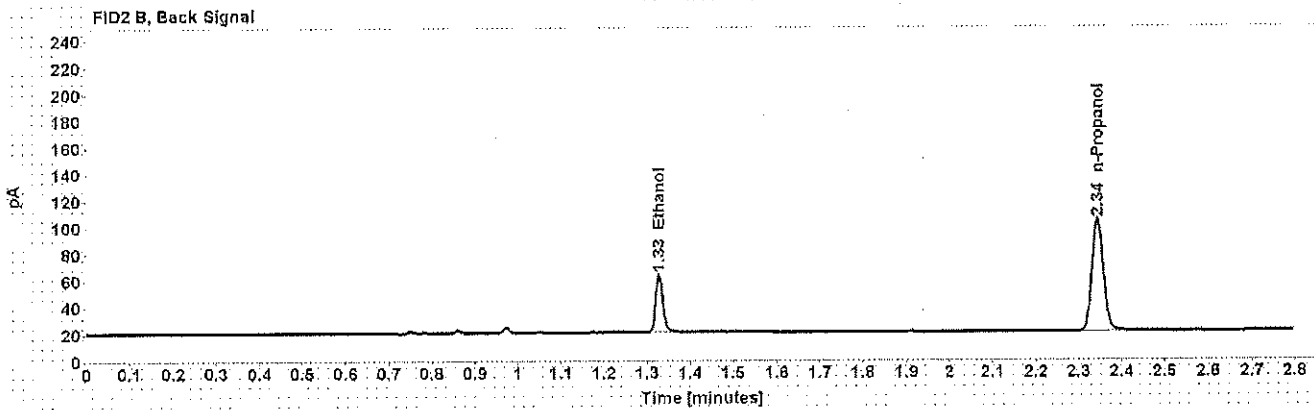
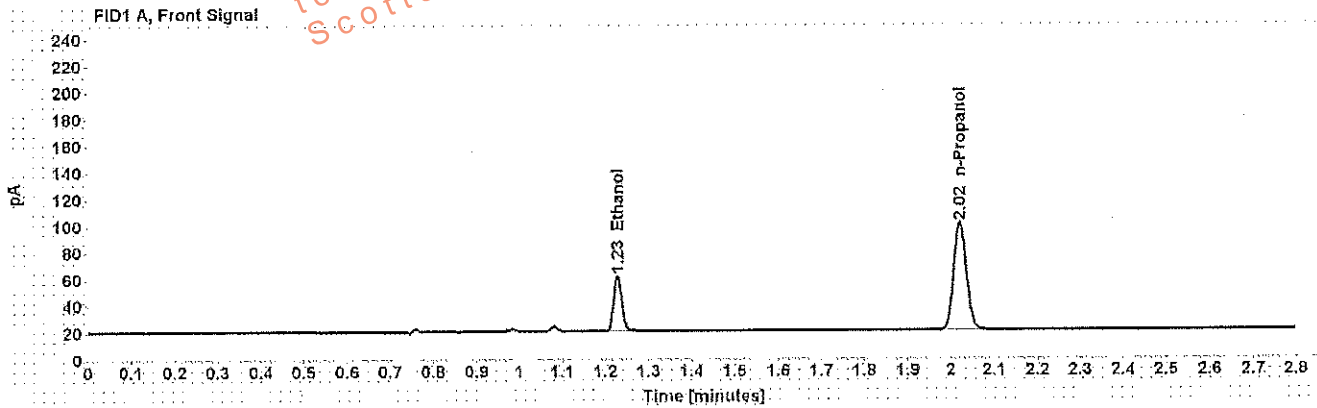


Table 1: FID 1 A (column DB-ALC1)

Compound	Amount (g/100mL)	Time (min)	Peak Area
>Ethanol	0.0895	1.228	53.095
n-Propanol	-----	2.021	164.679

Table 2: FID 2 B (column DB-ALC2)

Compound	Time (min)	Peak Area
Ethanol	1.327	50.625
n-Propanol	2.344	156.585

## Scottsdale Police Department Crime Lab Volatiles Analysis

Sample: [REDACTED]	Item number: 1153876
Injection date: 6/12/2017 2:12:35 PM	Vial: 38
Method: ethanol quant.M	Sequence: 12Jun17
Instrument: US14173023 CN14160045	Analyst: Adrian
Data file: C:\Chem32\1\Data\12Jun17\38.D	

Dissemination is restricted to Criminal Justice Agencies and authorized personnel only. Dissemination to unauthorized agencies is PROHIBITED.  
 Scottsdale City Prosecutor

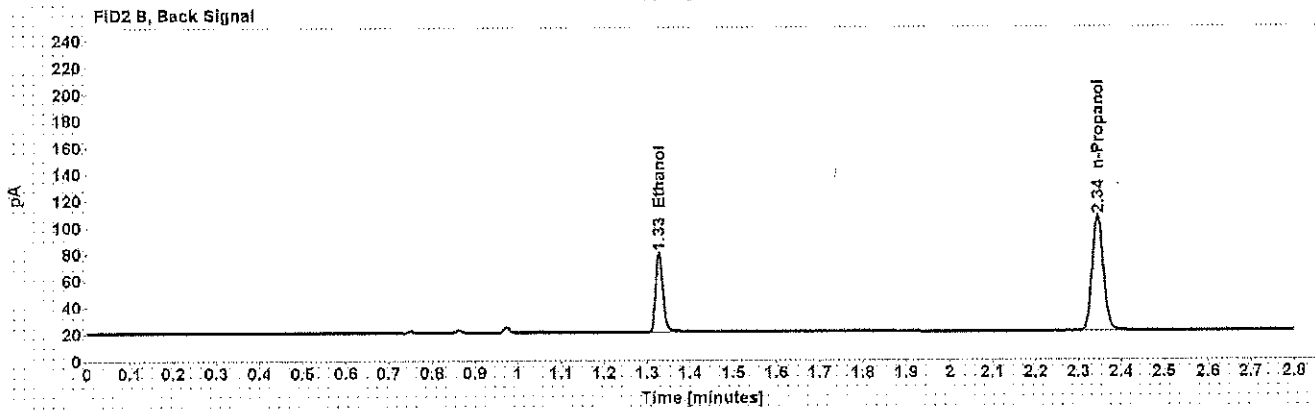
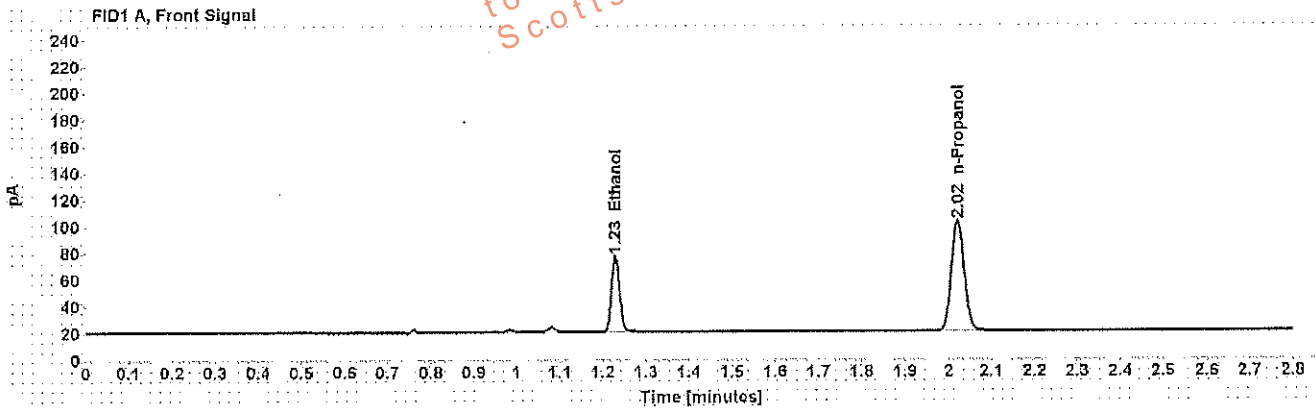


Table 1: FID 1 A (column DB-ALC1)

Compound	Amount (g/100mL)	Time (min)	Peak Area
>Ethanol	0.1201	1.229	72.852
n-Propanol	-----	2.022	168.342

Table 2: FID 2 B (column DB-ALC2)

Compound	Time (min)	Peak Area
Ethanol	1.328	69.629
n-Propanol	2.345	160.153

## Scottsdale Police Department Crime Lab Volatiles Analysis

<b>Sample:</b> [REDACTED]	<b>Item number:</b> 1153876
<b>Injection date:</b> 6/12/2017 2:16:35 PM	<b>Vial:</b> 39
<b>Method:</b> ethanol quant.M	<b>Sequence:</b> 12Jun17
<b>Instrument:</b> US14173023 CN14160045	<b>Analyst:</b> Adrian
<b>Data file:</b> C:\Chem32\11\Data\12Jun17\39.D	

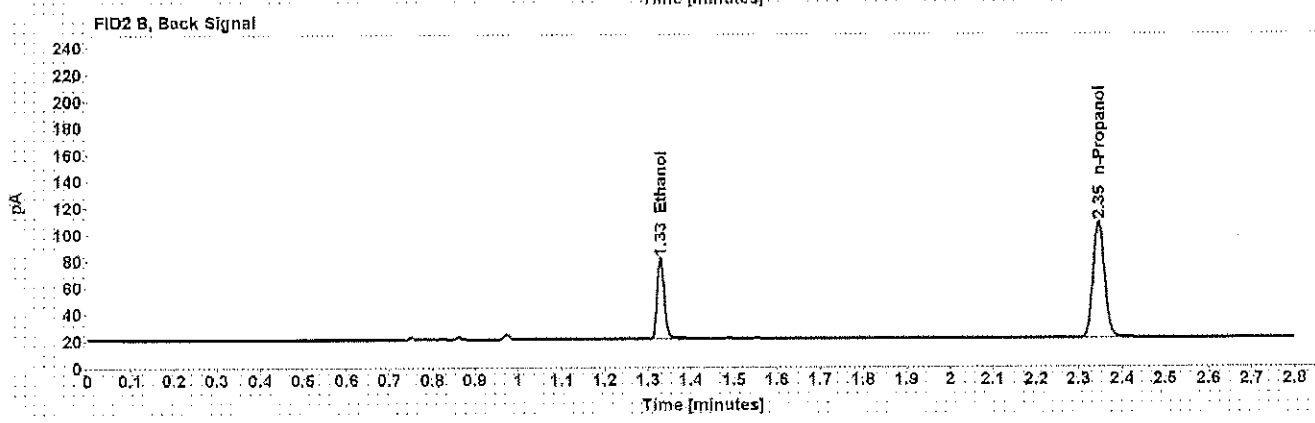
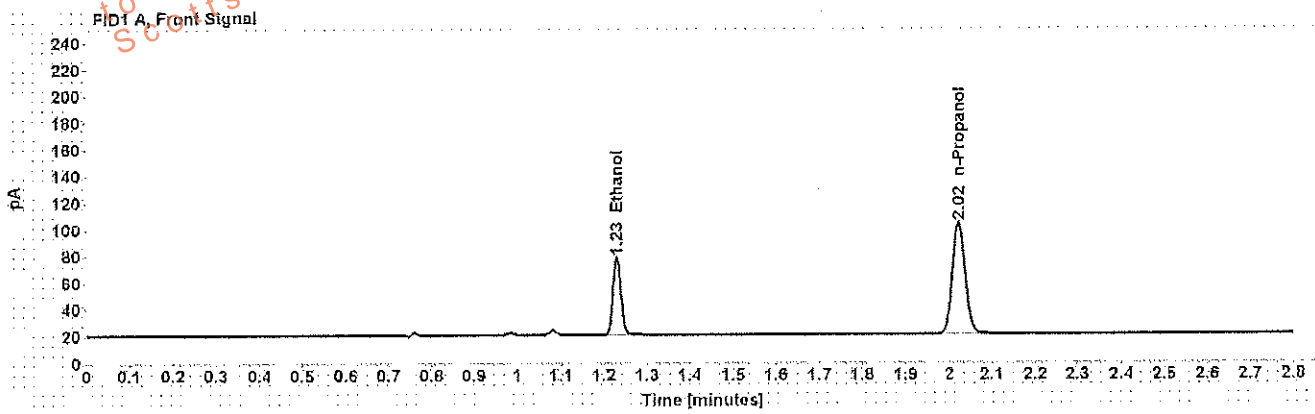


Table 1: FID 1 A (column DB-ALC1)

Compound	Amount (g/100mL)	Time (min)	Peak Area
>Ethanol	0.1213	1.230	74.574
n-Propanol	-----	2.023	170.541

Table 2: FID 2 B (column DB-ALC2)

Compound	Time (min)	Peak Area
Ethanol	1.329	71.308
n-Propanol	2.346	162.248



## Scottsdale Police Department Crime Lab Volatiles Analysis

Sample: [REDACTED]	Item number: 1153159
Injection date: 6/12/2017 2:20:35 PM	Vial: 40
Method: ethanol quant.M	Sequence: 12Jun17
Instrument: US14173023 CN14160045	Analyst: Adrian
Data file: C:\Chem32\1\Data\12Jun17\40.D	

Dissemination is restricted to Criminal Justice Agencies and authorized personnel only. Secondary dissemination to unauthorized agencies is PROHIBITED.  
 Scottsdale City Prosecutor

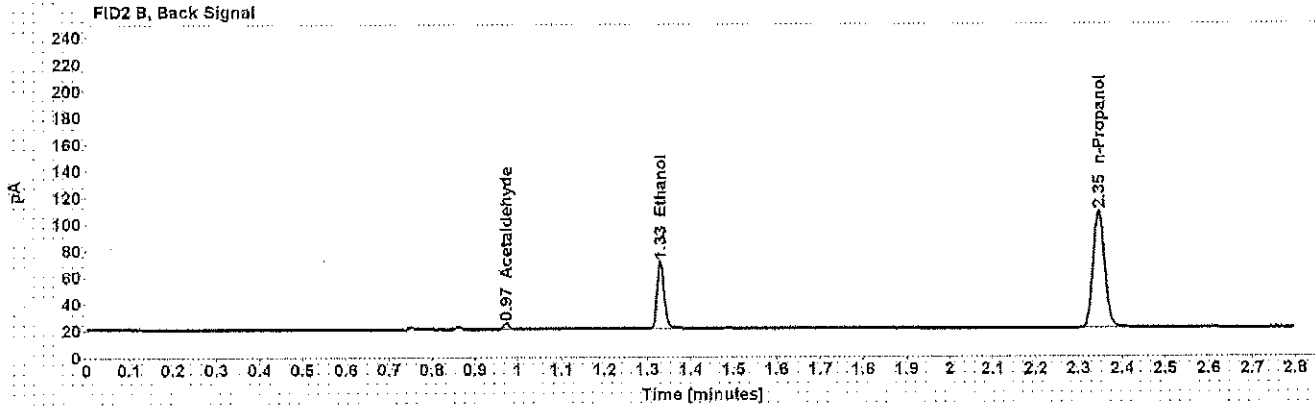
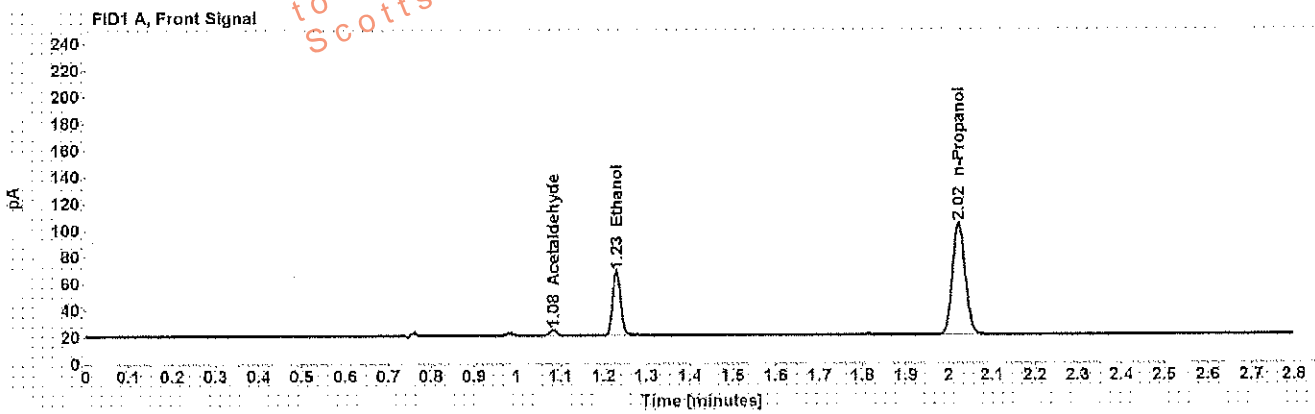


Table 1: FID 1 A (column DB-ALC1)

Compound	Amount (g/100mL)	Time (min)	Peak Area
Acetaldehyde	-----	1.082	4.288
>Ethanol	0.1000	1.230	61.650
n-Propanol	-----	2.023	171.176

Table 2: FID 2 B (column DB-ALC2)

Compound	Time (min)	Peak Area
Acetaldehyde	0.973	4.230
Ethanol	1.329	58.744
n-Propanol	2.346	163.067

## Scottsdale Police Department Crime Lab Volatiles Analysis

Sample: [REDACTED]	Item number: 1153159
Injection date: 6/12/2017 2:24:36 PM	Vial: 41
Method: ethanol quant.M	Sequence: 12Jun17
Instrument: US14173023 CN14160045	Analyst: Adrian
Data file: C:\Chem32\1\Data\12Jun17\41.D	

Dissemination is restricted to Criminal Justice Agencies authorized for dissemination to unauthenticated agencies is PROHIBITED. Scottsdale City Prosecutor

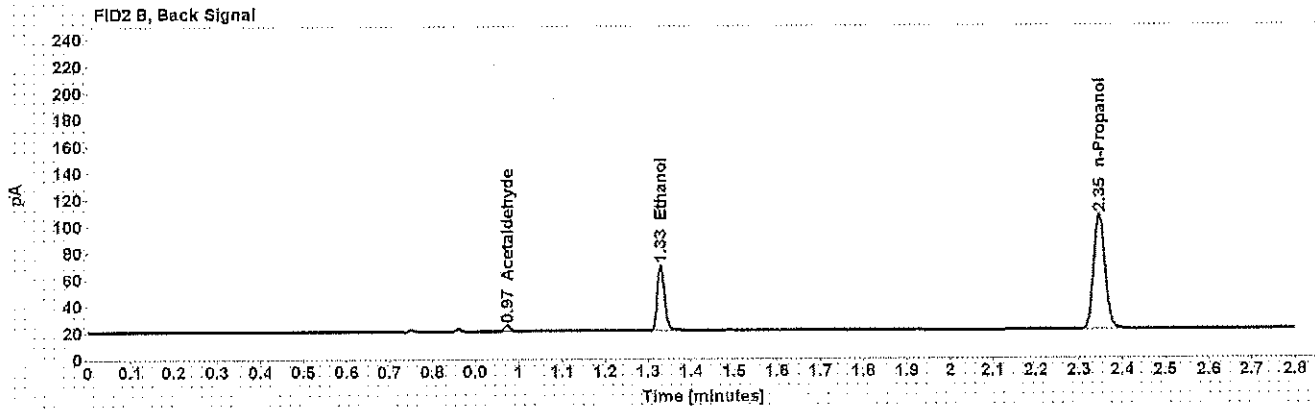
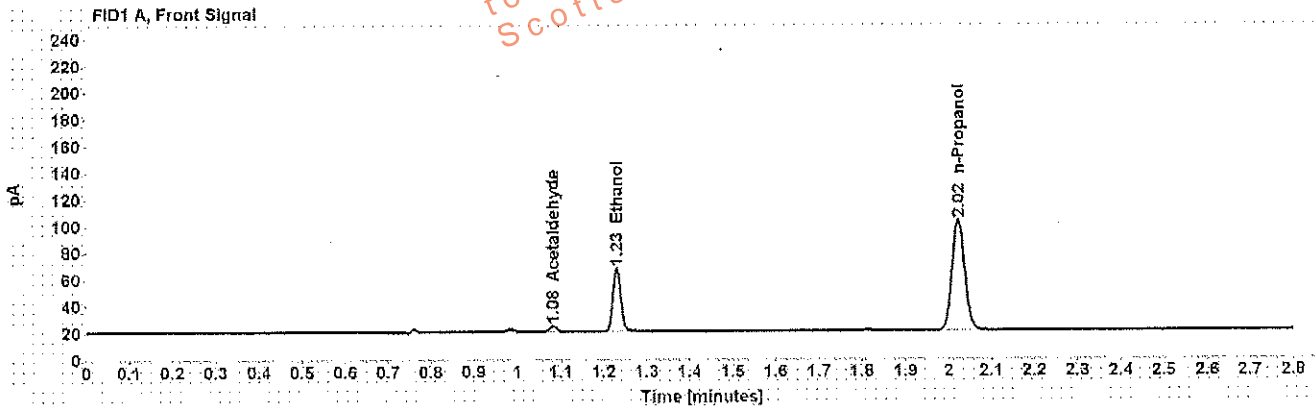


Table 1: FID 1 A (column DB-ALC1)

Compound	Amount (g/100mL)	Time (min)	Peak Area
Acetaldehyde	-----	1.082	4.297
>Ethanol	0.0997	1.230	60.628
n-Propanol	-----	2.023	168.858

Table 2: FID 2 B (column DB-ALC2)

Compound	Time (min)	Peak Area
Acetaldehyde	0.973	4.185
Ethanol	1.329	57.778
n-Propanol	2.346	160.681

## Scottsdale Police Department Crime Lab Volatiles Analysis

<b>Sample:</b> [REDACTED]	<b>Item number:</b> 1154352
<b>Injection date:</b> 6/12/2017 2:32:50 PM	<b>Vial:</b> 43
<b>Method:</b> ethanol quant.M	<b>Sequence:</b> 12Jun17
<b>Instrument:</b> US14173023 CN14160045	<b>Analyst:</b> Adrian
<b>Data file:</b> C:\Chem32\11\Data\12Jun17\43.D	

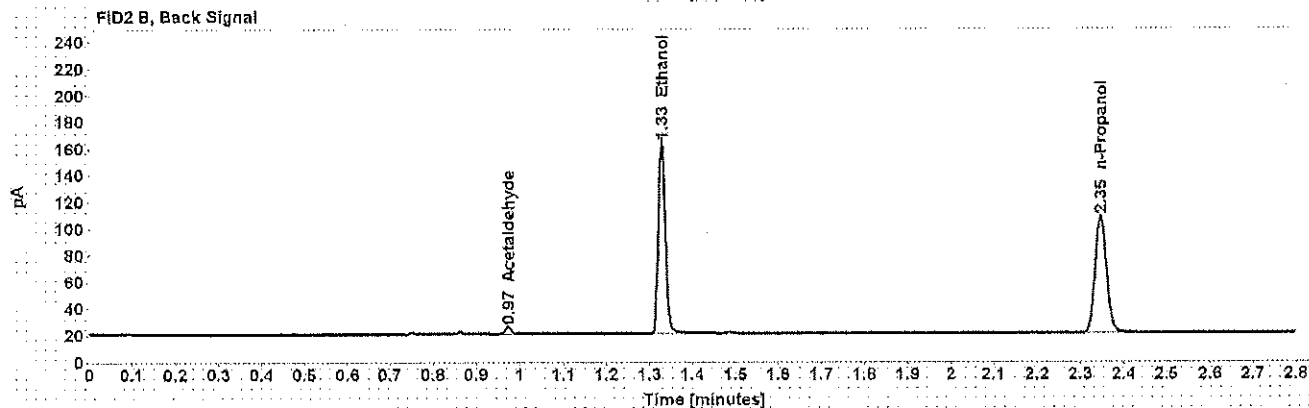
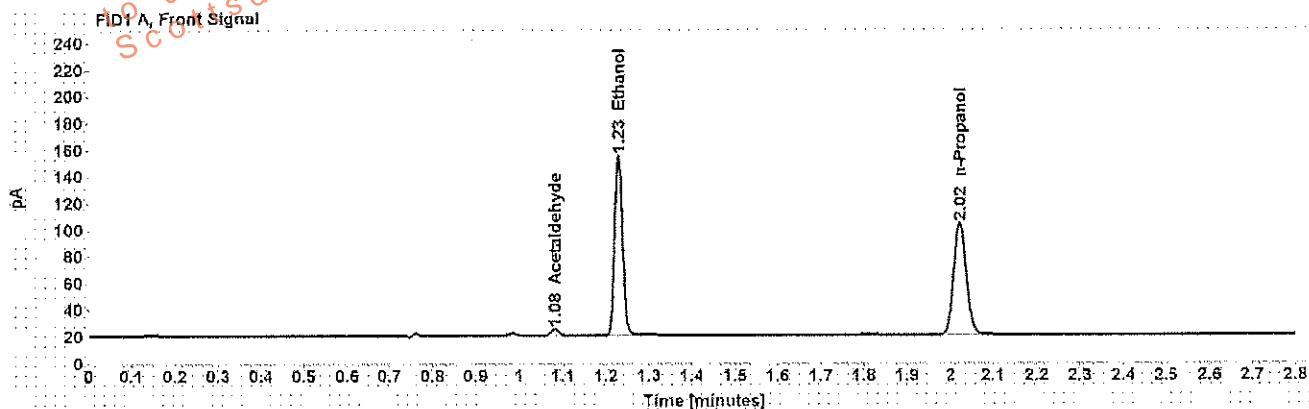


Table 1: FID 1 A (column DB-ALC1)

Compound	Amount (g/100mL)	Time (min)	Peak Area
Acetaldehyde	-----	1.082	4.934
>Ethanol	0.2799	1.229	173.368
n-Propanol	-----	2.023	171.465

Table 2: FID 2 B (column DB-ALC2)

Compound	Time (min)	Peak Area
Acetaldehyde	0.973	4.927
Ethanol	1.328	166.679
n-Propanol	2.346	162.823

## Scottsdale Police Department Crime Lab Volatiles Analysis

Sample: [REDACTED]	Item number: 1154352
Injection date: 6/12/2017 2:36:50 PM	Vial: 44
Method: ethanol quant.M	Sequence: 12Jun17
Instrument: US14173023 CN14160045	Analyst: Adrian
Data file: C:\Chem32\11Data\12Jun17\44.D	

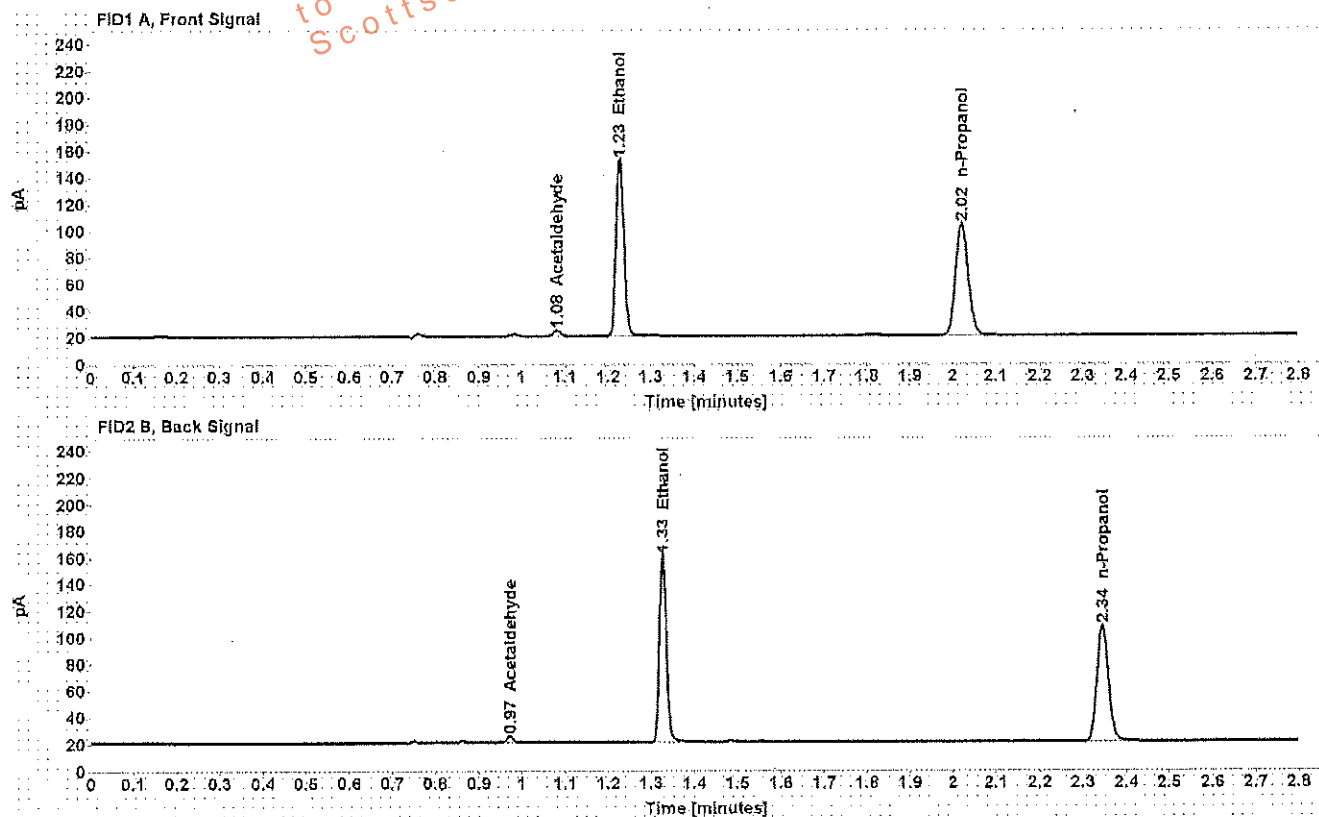


Table 1: FID 1 A (column DB-ALC1)

Compound	Amount (g/100mL)	Time (min)	Peak Area
Acetaldehyde	-----	1.082	4.629
>Ethanol	0.2759	1.228	170.101
n-Propanol	-----	2.022	170.711

Table 2: FID 2 B (column DB-ALC2)

Compound	Time (min)	Peak Area
Acetaldehyde	0.972	4.608
Ethanol	1.327	163.093
n-Propanol	2.345	162.040

## Scottsdale Police Department Crime Lab Volatiles Analysis

Sample: [REDACTED]	Item number: 1154290
Injection date: 6/12/2017 2:40:50 PM	Vial: 45
Method: ethanol quant.M	Sequence: 12Jun17
Instrument: US14173023 CN14160045	Analyst: Adrian
Data file: C:\Chem32\1\Data\12Jun17\45.D	

Dissemination is restricted to Criminal Justice Agencies and authorized personnel only. Dissemination to unauthorized agencies is PROHIBITED. Scottsdale City Prosecutor's Office

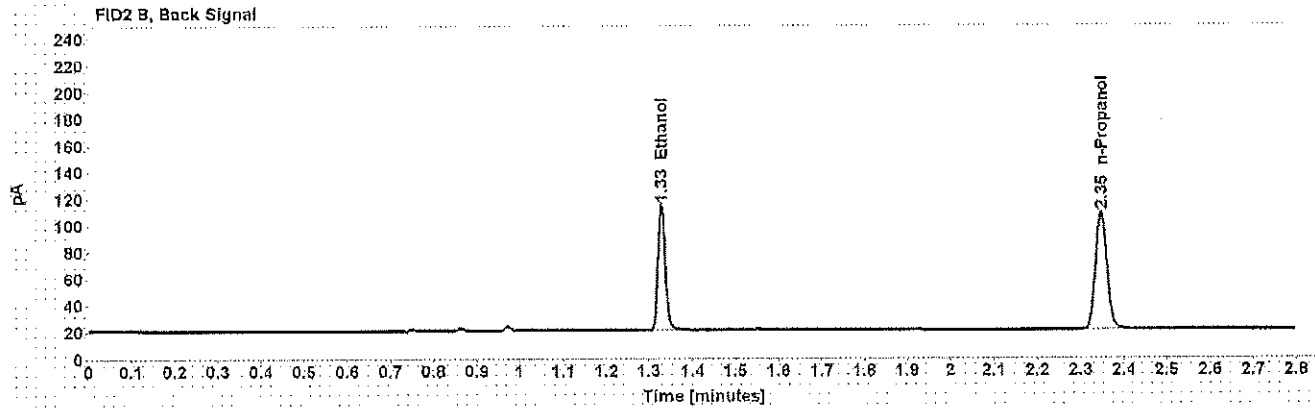
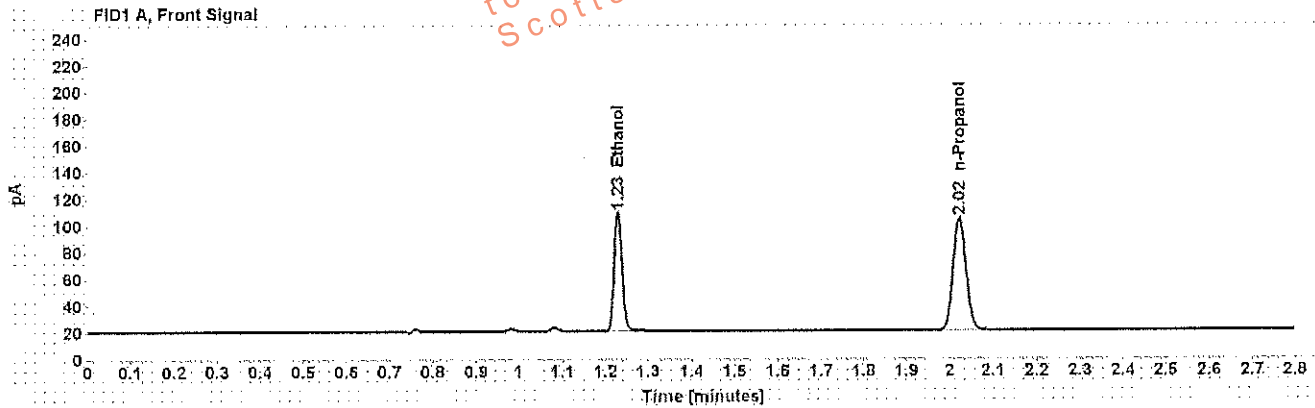


Table 1: FID 1 A (column DB-ALC1)

Compound	Amount (g/100mL)	Time (min)	Peak Area
>Ethanol	0.1841	1.229	114.346
n-Propanol	-----	2.023	172.106

Table 2: FID 2 B (column DB-ALC2)

Compound	Time (min)	Peak Area
Ethanol	1.329	109.484
n-Propanol	2.346	163.794

## Scottsdale Police Department Crime Lab Volatiles Analysis

Sample: [REDACTED]	Item number: 1154290
Injection date: 6/12/2017 2:44:51 PM	Vial: 46
Method: ethanol quant.M	Sequence: 12Jun17
Instrument: US14173023 CN14160045	Analyst: Adrian
Data file: C:\Chem32\11Data\12Jun17\46.D	

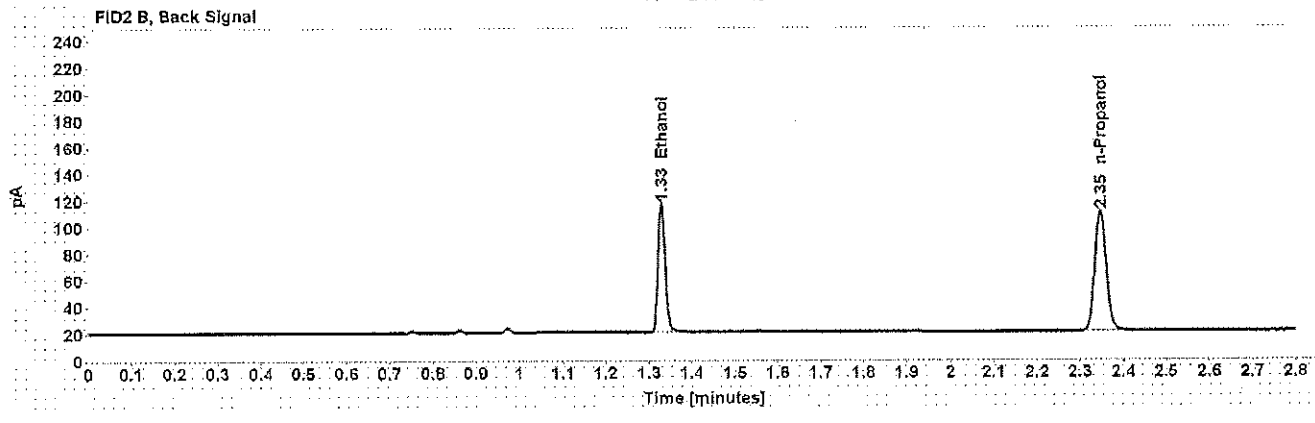
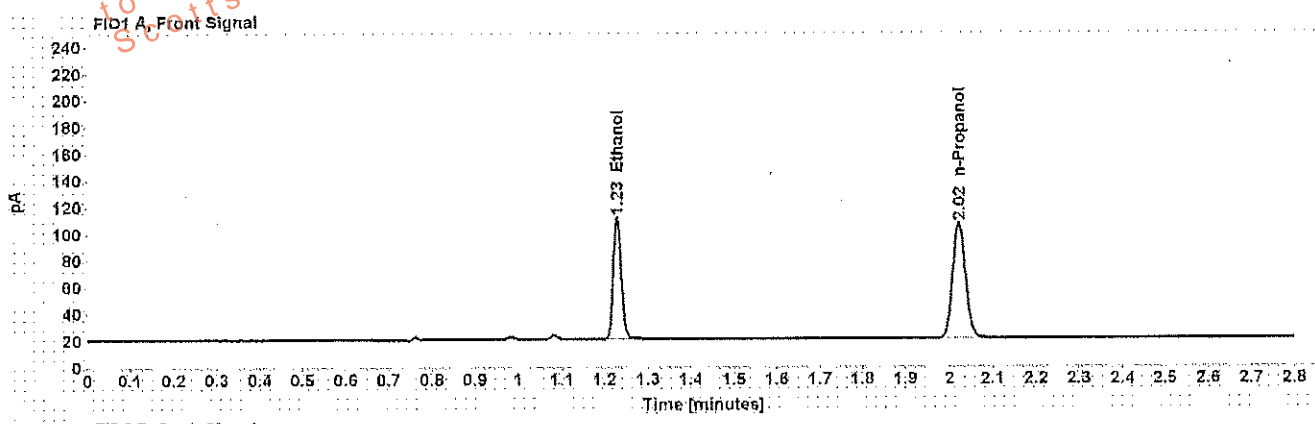


Table 1: FID 1 A (column DB-ALC1)

Compound	Amount (g/100mL)	Time (min)	Peak Area
>Ethanol	0.1856	1.229	117.708
n-Propanol	-----	2.023	175.755

Table 2: FID 2 B (column DB-ALC2)

Compound	Time (min)	Peak Area
Ethanol	1.329	112.556
n-Propanol	2.346	167.293

## Scottsdale Police Department Crime Lab Volatiles Analysis

<b>Sample:</b> [REDACTED]	<b>Item number:</b> 1154060
<b>Injection date:</b> 6/12/2017 2:48:51 PM	<b>Vial:</b> 47
<b>Method:</b> ethanol quant.M	<b>Sequence:</b> 12Jun17
<b>Instrument:</b> US14173023 CN14160046	<b>Analyst:</b> Adrian
<b>Data file:</b> C:\Chem32\11\Data\12Jun17\147.D	

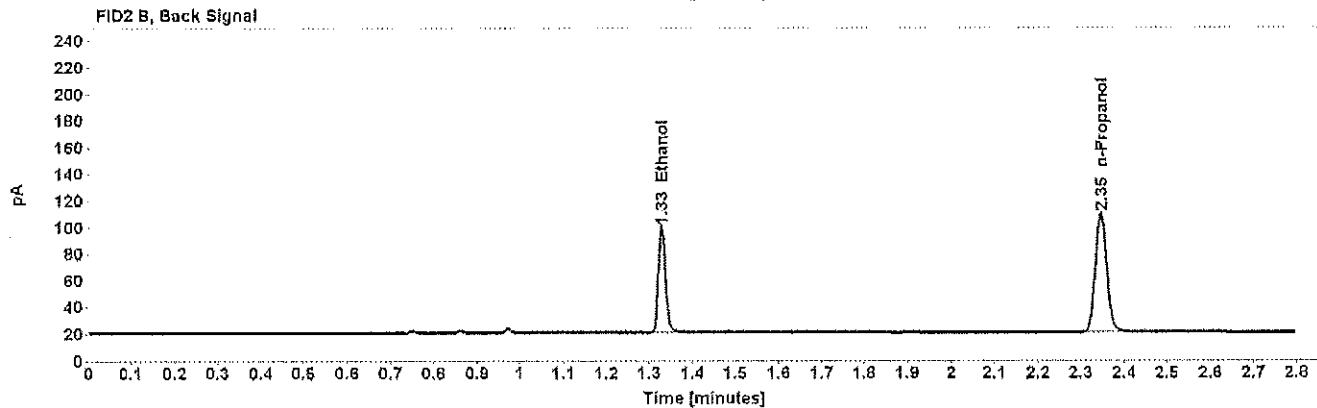
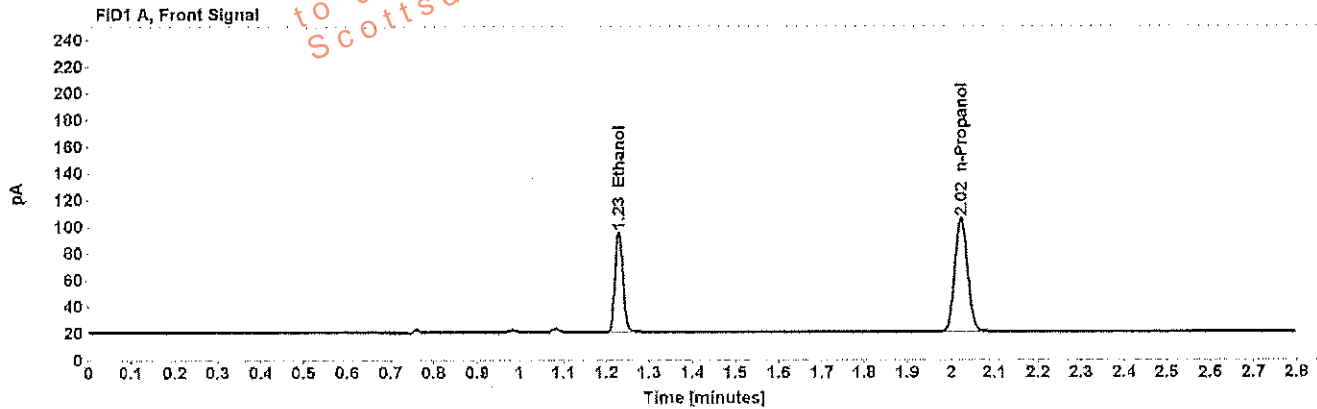


Table 1: FID 1 A (column DB-ALC1)

Compound	Amount (g/100mL)	Time (min)	Peak Area
>Ethanol	0.1532	1.229	96.386
n-Propanol	-----	2.022	174.350

Table 2: FID 2 B (column DB-ALC2)

Compound	Time (min)	Peak Area
Ethanol	1.329	92.366
n-Propanol	2.346	165.918

## Scottsdale Police Department Crime Lab Volatiles Analysis

Sample: [REDACTED]	Item number: 1154060
Injection date: 6/12/2017 2:52:51 PM	Vial: 48
Method: ethanol quant.M	Sequence: 12Jun17
Instrument: US14173023 CN14160045	Analyst: Adrian
Data file: C:\Chem32\1\Data\12Jun17\48.D	

Dissemination is restricted to Criminal Justice Agencies and authorized personnel only. Secondary dissemination to unauthorized agencies is PROHIBITED.  
 Scottsdale City Prosecutor's Office

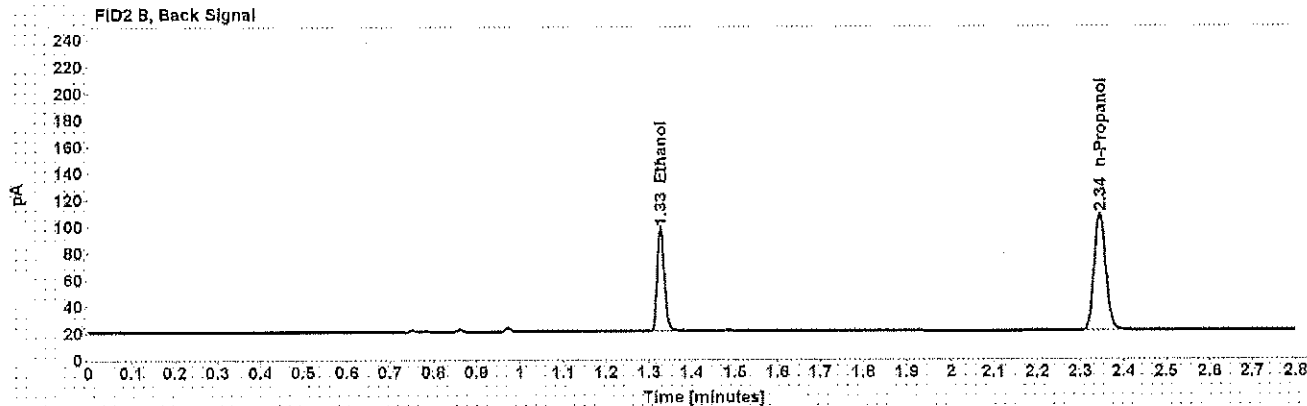
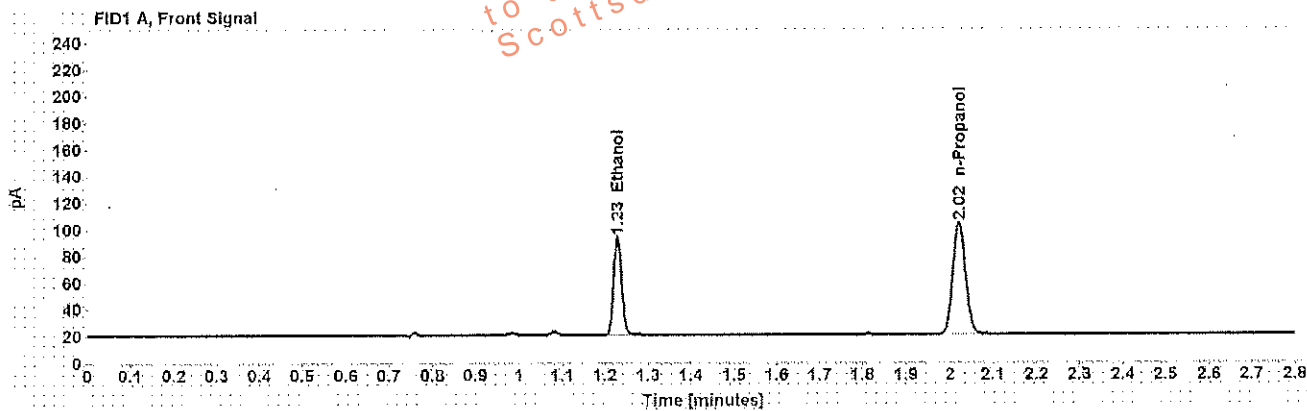


Table 1: FID 1 A (column DB-ALC1)

Compound	Amount (g/100mL)	Time (min)	Peak Area
>Ethanol	0.1523	1.228	94.143
n-Propanol	-----	2.021	171.311

Table 2: FID 2 B (column DB-ALC2)

Compound	Time (min)	Peak Area
Ethanol	1.327	89.916
n-Propanol	2.345	162.940



## Scottsdale Police Department Crime Lab Volatiles Analysis

Sample: [REDACTED]	Item number: 1153039
Injection date: 6/12/2017 2:57:06 PM	Vial: 49
Method: ethanol quant.M	Sequence: 12Jun17
Instrument: US14173023 CN14160045	Analyst: Adrian
Data file: C:\Chem32\1\1Data\12Jun17\49.D	

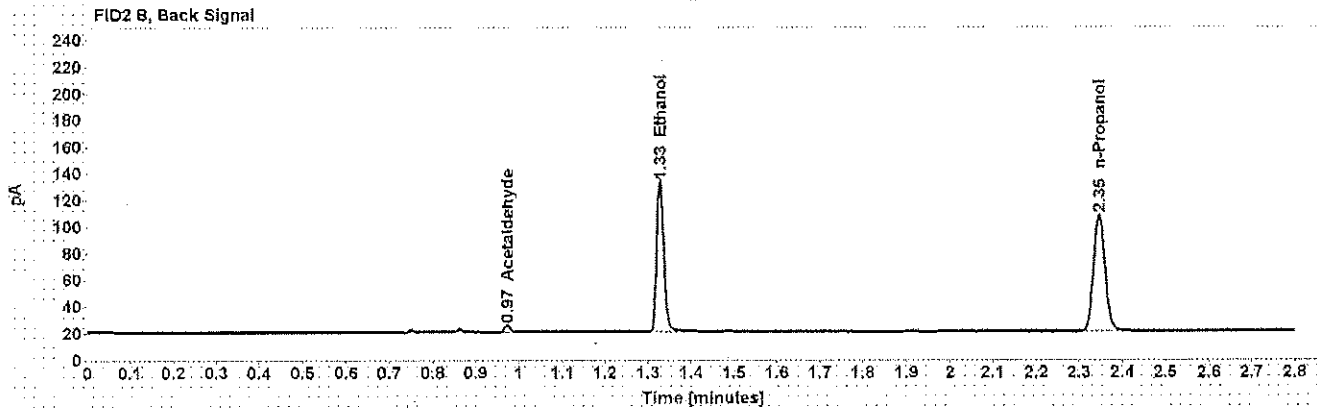
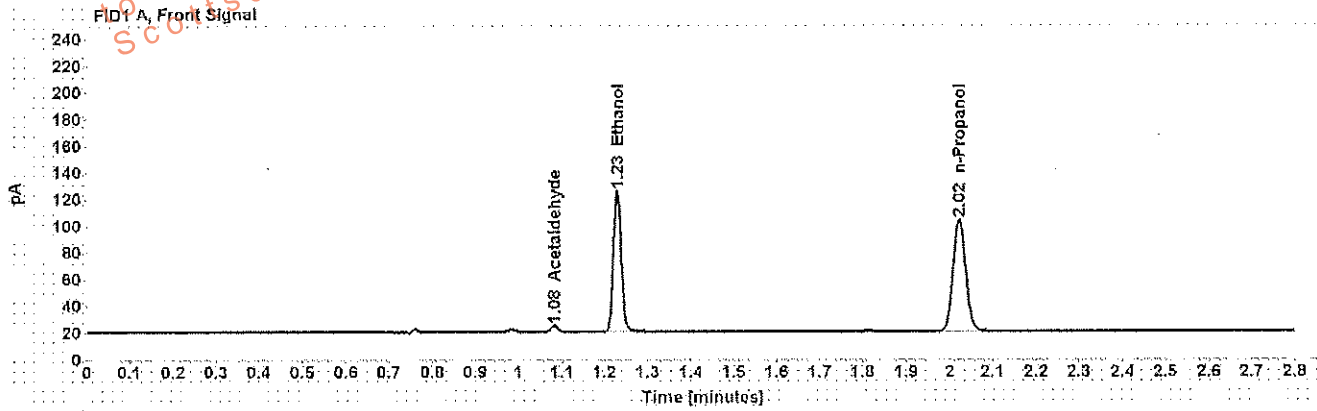


Table 1: FID 1 A (column DB-ALC1)

Compound	Amount (g/100mL)	Time (min)	Peak Area
Acetaldehyde	-----	1.082	4.724
>Ethanol	0.2205	1.229	136.016
n-Propanol	-----	2.023	170.869

Table 2: FID 2 B (column DB-ALC2)

Compound	Time (min)	Peak Area
Acetaldehyde	0.973	4.678
Ethanol	1.328	130.475
n-Propanol	2.346	162.465

## Scottsdale Police Department Crime Lab Volatiles Analysis

Sample: [REDACTED]	Item number: 1153039
Injection date: 6/12/2017 3:01:06 PM	Vial: 50
Method: ethanol quant.M	Sequence: 12Jun17
Instrument: US14173023 CN14160045	Analyst: Adrian
Data file: C:\Chem32\11\Data\12Jun17\50.D	

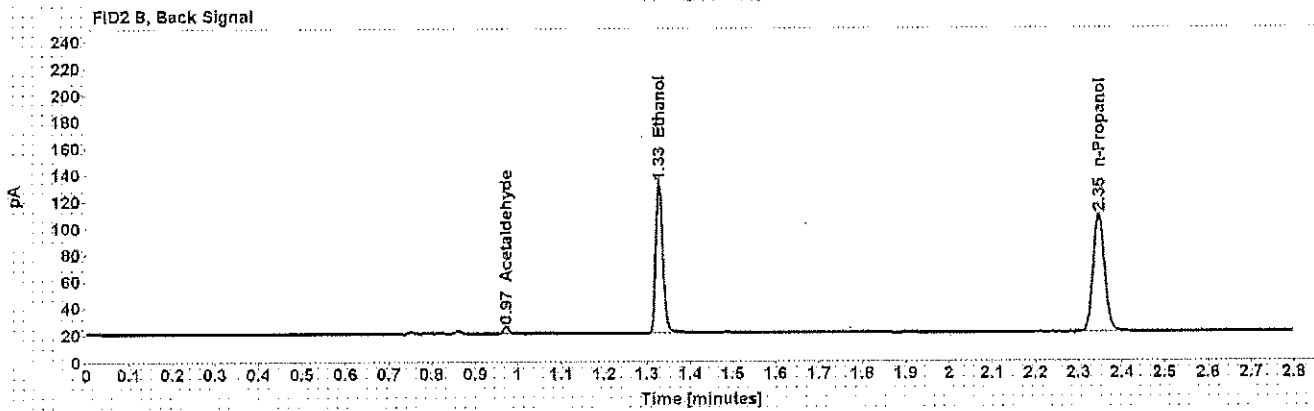
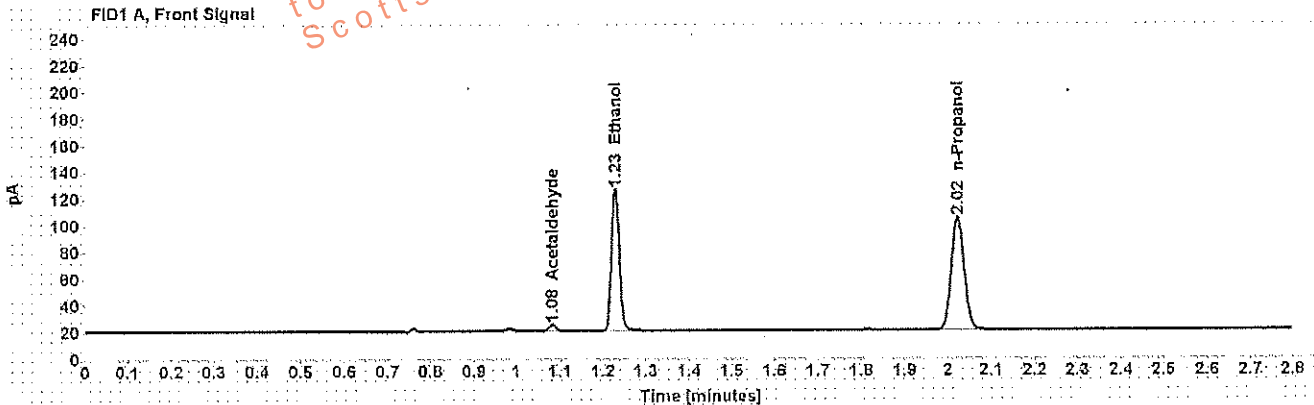


Table 1: FID 1 A (column DB-ALC1)

Compound	Amount (g/100mL)	Time (min)	Peak Area
Acetaldehyde	-----	1.082	4.726
>Ethanol	0.2191	1.229	136.844
n-Propanol	-----	2.023	172.956

Table 2: FID 2 B (column DB-ALC2)

Compound	Time (min)	Peak Area
Acetaldehyde	0.973	4.671
Ethanol	1.328	131.196
n-Propanol	2.346	164.561

## Scottsdale Police Department Crime Lab Volatiles Analysis

<b>Sample:</b> [REDACTED]	<b>Item number:</b> 1153345
<b>Injection date:</b> 6/12/2017 3:05:06 PM	<b>Vial:</b> 51
<b>Method:</b> ethanol quant.M	<b>Sequence:</b> 12Jun17
<b>Instrument:</b> US14173023 CN14160045	<b>Analyst:</b> Adrian
<b>Data file:</b> C:\Chem32\1\Data\12Jun17\51.D	

Dissemination is restricted to Criminal Justice Agencies and authorized personnel only. Further dissemination to unauthorized agencies is PROHIBITED. Scottsdale City Prosecutor's Office

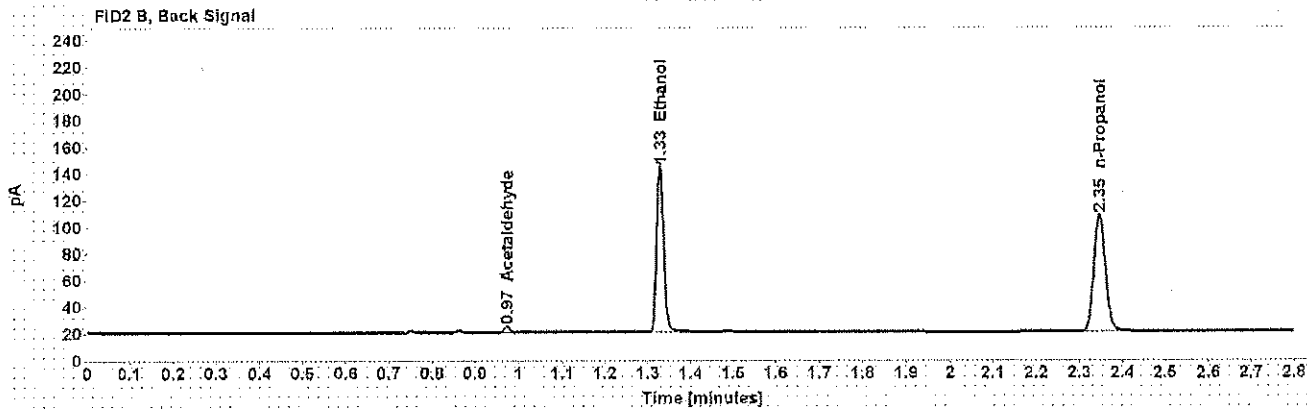
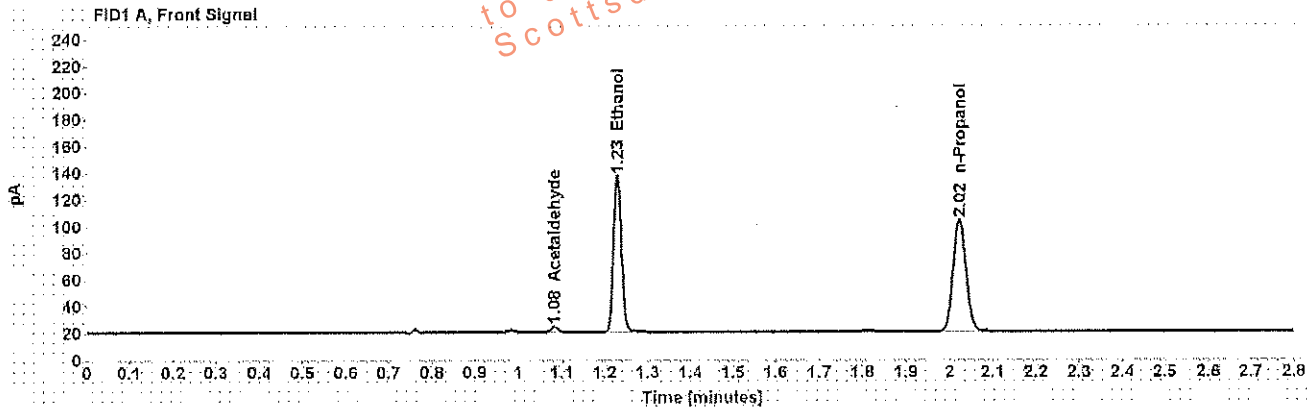


Table 1: FID 1 A (column DB-ALC1)

Compound	Amount (g/100mL)	Time (min)	Peak Area
Acetaldehyde	-----	1.082	4.354
>Ethanol	0.2435	1.229	150.916
n-Propanol	-----	2.023	171.641

Table 2: FID 2 B (column DB-ALC2)

Compound	Time (min)	Peak Area
Acetaldehyde	0.973	4.342
Ethanol	1.329	144.506
n-Propanol	2.346	163.118

## Scottsdale Police Department Crime Lab Volatiles Analysis

Sample: [REDACTED]	Item number: 1153345
Injection date: 6/12/2017 3:09:06 PM	Vial: 52
Method: ethanol quant.M	Sequence: 12Jun17
Instrument: US14173023 CN14160045	Analyst: Adrian
Data file: C:\Chem32\11\Data\12Jun17\52.D	

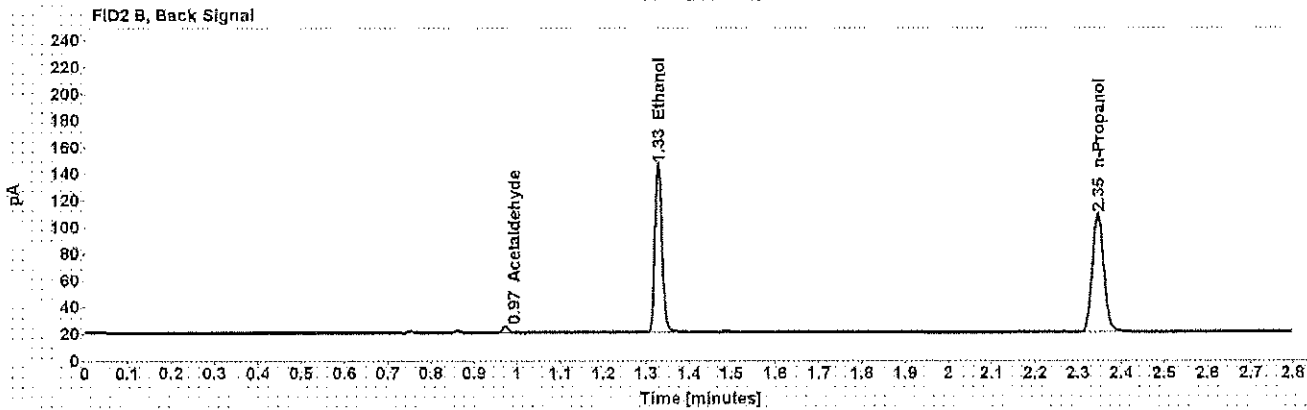
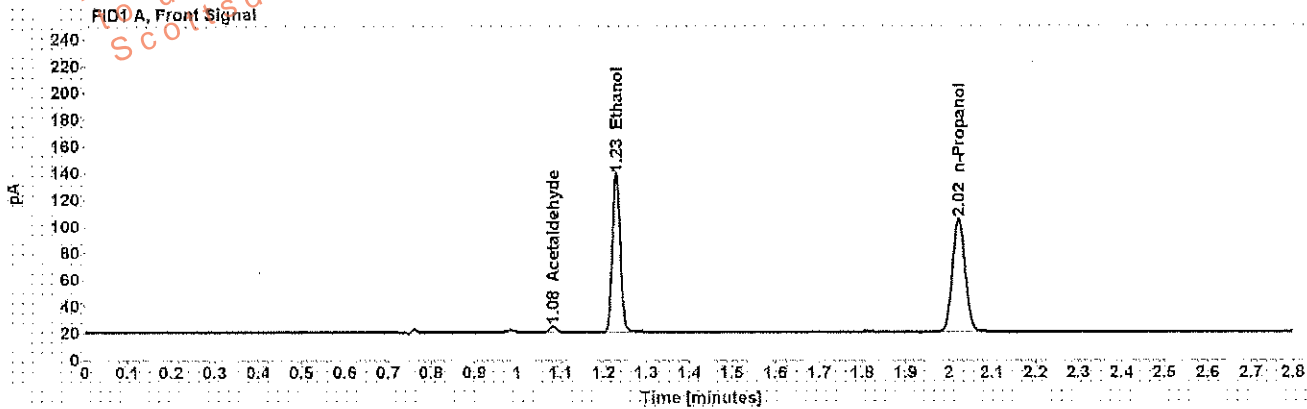


Table 1: FID 1 A (column DB-ALC1)

Compound	Amount (g/100mL)	Time (min)	Peak Area
Acetaldehyde	-----	1.082	4.435
>Ethanol	0.2436	1.229	152.427
n-Propanol	-----	2.022	173.271

Table 2: FID 2 B (column DB-ALC2)

Compound	Time (min)	Peak Area
Acetaldehyde	0.973	4.406
Ethanol	1.328	146.171
n-Propanol	2.346	164.579

## Scottsdale Police Department Crime Lab Volatiles Analysis

<b>Sample:</b> [REDACTED]	<b>Item number:</b> 169-01A
<b>Injection date:</b> 6/12/2017 3:17:06 PM	<b>Vial:</b> 54
<b>Method:</b> ethanol quant.M	<b>Sequence:</b> 12Jun17
<b>Instrument:</b> US14173023 CN14160045	<b>Analyst:</b> Adrian
<b>Data file:</b> C:\Chem3211\Data\12Jun17\54.D	

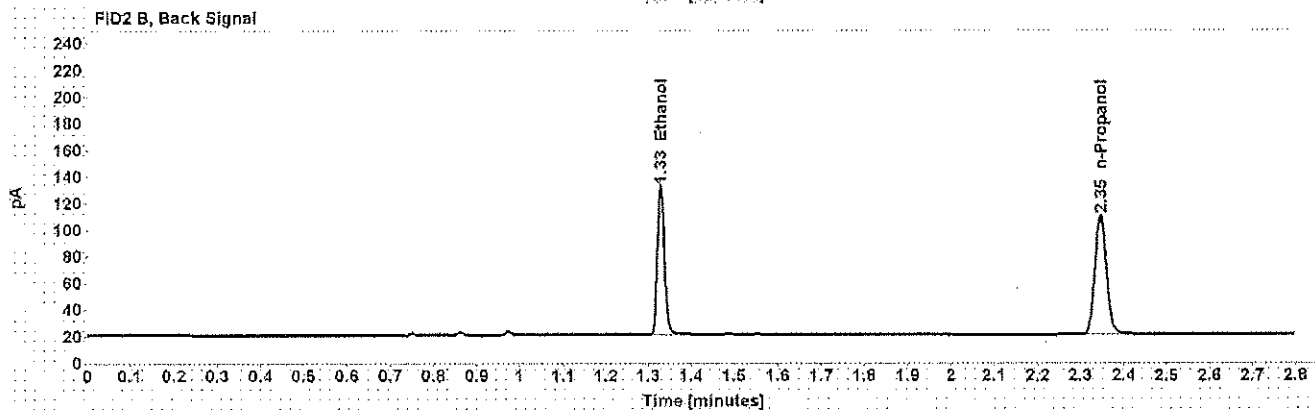
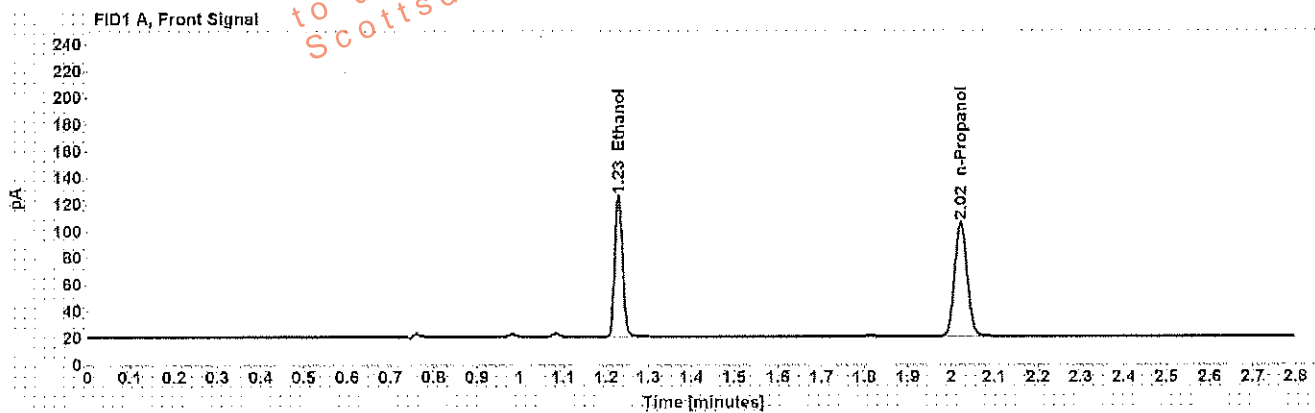


Table 1: FID 1 A (column DB-ALC1)

Compound	Amount (g/100mL)	Time (min)	Peak Area
>Ethanol	0.2148	1.229	135.845
n-Propanol	-----	2.023	175.148

Table 2: FID 2 B (column DB-ALC2)

Compound	Time (min)	Peak Area
Ethanol	1.328	130.152
n-Propanol	2.346	166.527

## Scottsdale Police Department Crime Lab Volatiles Analysis

Sample: [REDACTED]	Item number: 169-01A
Injection date: 6/12/2017 3:21:20 PM	Vial: 55
Method: ethanol quant.M	Sequence: 12Jun17
Instrument: US14173023 CN14160045	Analyst: Adrian
Data file: C:\Chem32\1\Data\12Jun17\55.D	

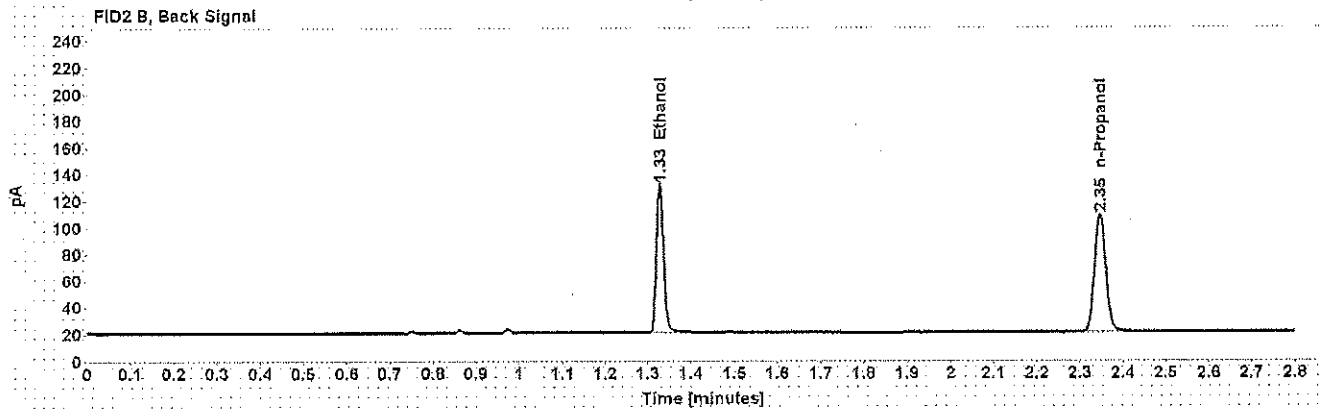
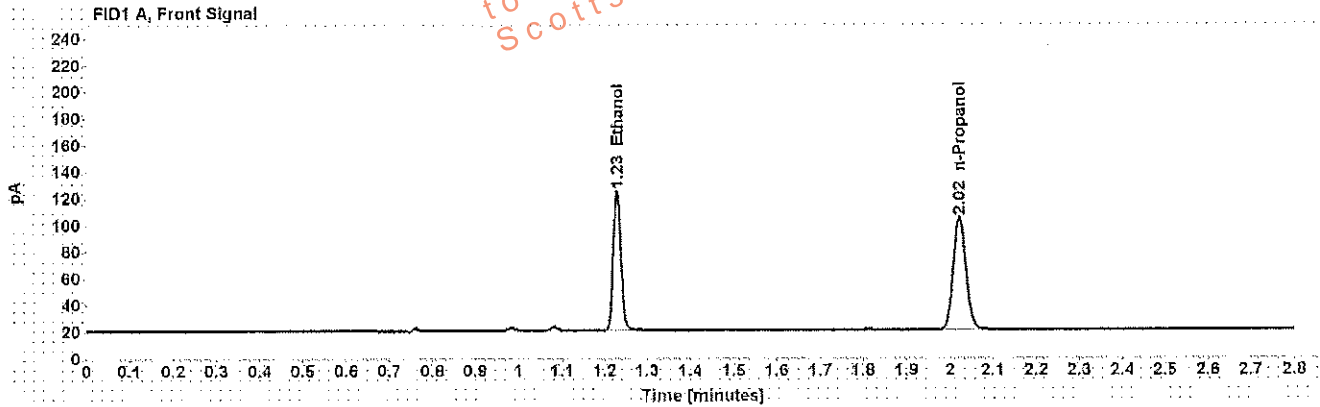


Table 1: FID 1 A (column DB-ALC1)

Compound	Amount (g/100mL)	Time (min)	Peak Area
>Ethanol	0.2164	1.229	134.608
n-Propanol	-----	2.023	172.283

Table 2: FID 2 B (column DB-ALC2)

Compound	Time (min)	Peak Area
Ethanol	1.328	129.113
n-Propanol	2.346	163.651

## Scottsdale Police Department Crime Lab Volatiles Analysis

Sample: [REDACTED]	Item number: 135-01A
Injection date: 6/12/2017 3:25:21 PM	Vial: 56
Method: ethanol quant.M	Sequence: 12Jun17
Instrument: US14173023 CN14160045	Analyst: Adrian
Data file: C:\Chem32\11\Data\12Jun17\56.D	

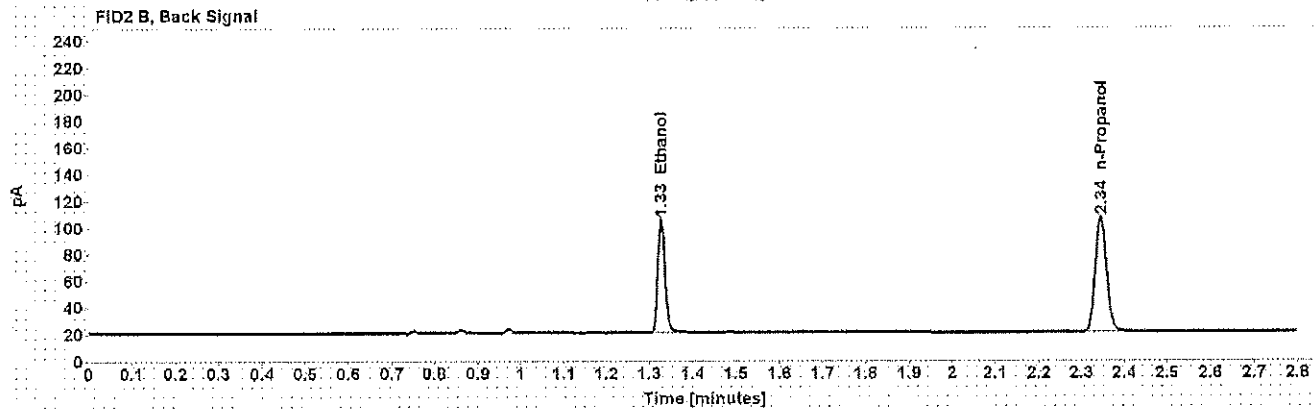
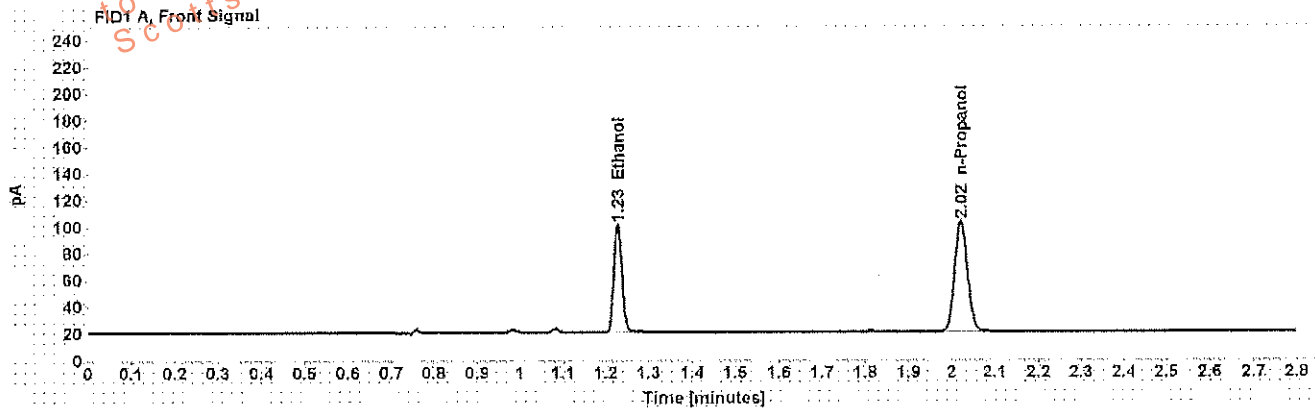


Table 1: FID 1 A (column DB-ALC1)

Compound	Amount (g/100mL)	Time (min)	Peak Area
>Ethanol	0.1698	1.228	103.624
n-Propanol	-----	2.022	169.125

Table 2: FID 2 B (column DB-ALC2)

Compound	Time (min)	Peak Area
Ethanol	1.327	99.032
n-Propanol	2.345	160.745

## Scottsdale Police Department Crime Lab Volatiles Analysis

<b>Sample:</b> [REDACTED]	<b>Item number:</b> 135-01A
<b>Injection date:</b> 6/12/2017 3:29:21 PM	<b>Vial:</b> 57
<b>Method:</b> ethanol quant.M	<b>Sequence:</b> 12Jun17
<b>Instrument:</b> US14173023 CN14160045	<b>Analyst:</b> Adrian
<b>Data file:</b> C:\Chem3211\Data\12Jun17\57.D	

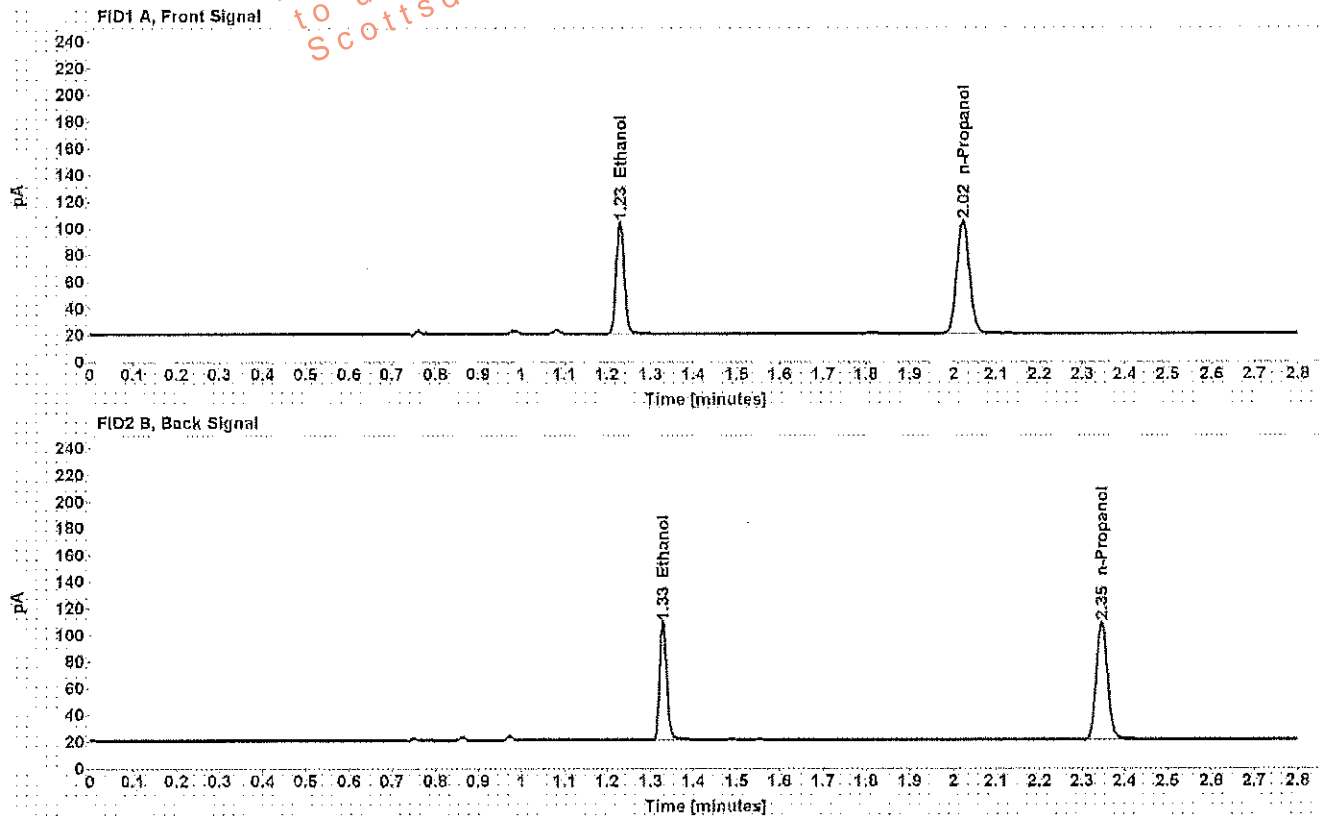


Table 1: FID 1 A (column DB-ALC1)

Compound	Amount (g/100mL)	Time (min)	Peak Area
>Ethanol	0.1730	1.229	107.843
n-Propanol	-----	2.023	172.762

Table 2: FID 2 B (column DB-ALC2)

Compound	Time (min)	Peak Area
Ethanol	1.329	103.117
n-Propanol	2.346	164.072



## Scottsdale Police Department Crime Lab Volatiles Analysis

Sample: [REDACTED]	Item number: 150-01A
Injection date: 6/12/2017 3:33:20 PM	Vial: 58
Method: ethanol quant.M	Sequence: 12Jun17
Instrument: US14173023 CN14160045	Analyst: Adrian
Data file: C:\Chem32\1\Data\12Jun17\58.D	

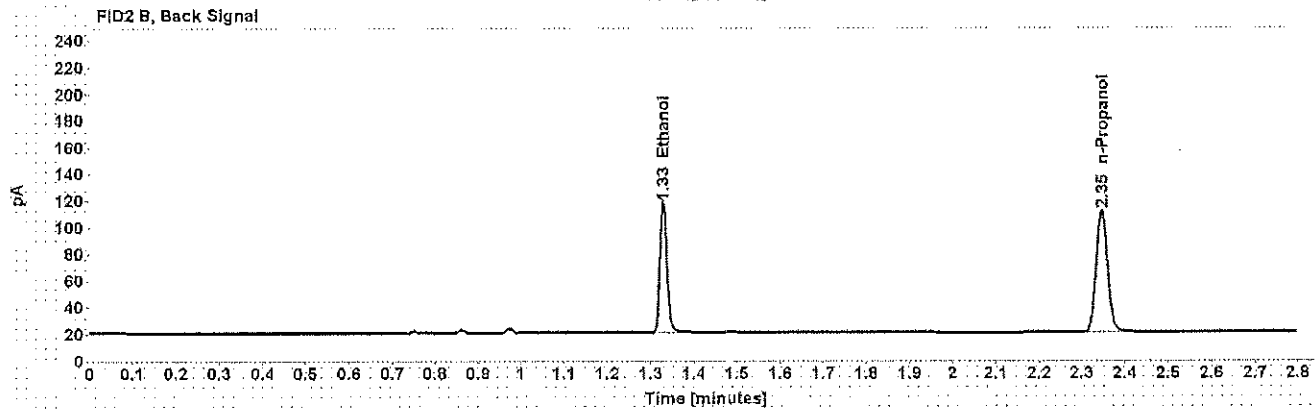
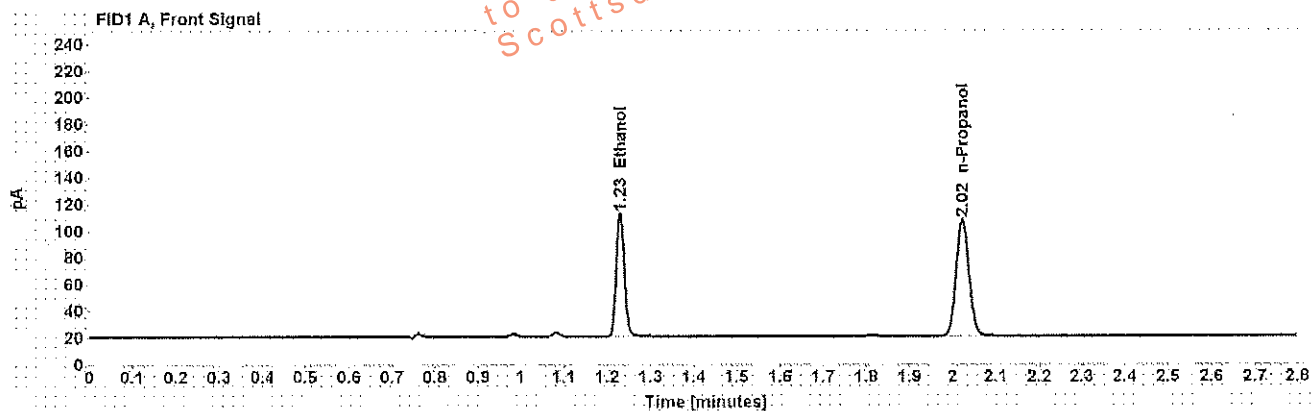


Table 1: FID 1 A (column DB-ALC1)

Compound	Amount (g/100mL)	Time (min)	Peak Area
>Ethanol	0.1837	1.229	118.657
n-Propanol	-----	2.023	178.966

Table 2: FID 2 B (column DB-ALC2)

Compound	Time (min)	Peak Area
Ethanol	1.329	113.600
n-Propanol	2.346	170.183

## Scottsdale Police Department Crime Lab Volatiles Analysis

Sample: [REDACTED]	Item number: 150-01A
Injection date: 6/12/2017 3:37:21 PM	Vial: 59
Method: ethanol quant.M	Sequence: 12Jun17
Instrument: US14173023 CN14160045	Analyst: Adrian
Data file: C:\Chem3211\Data\12Jun17\59.D	

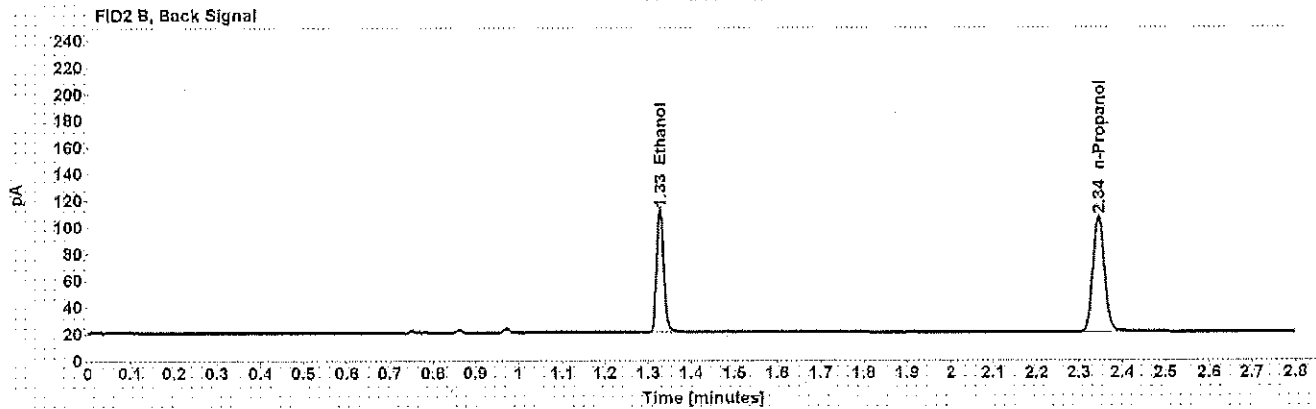
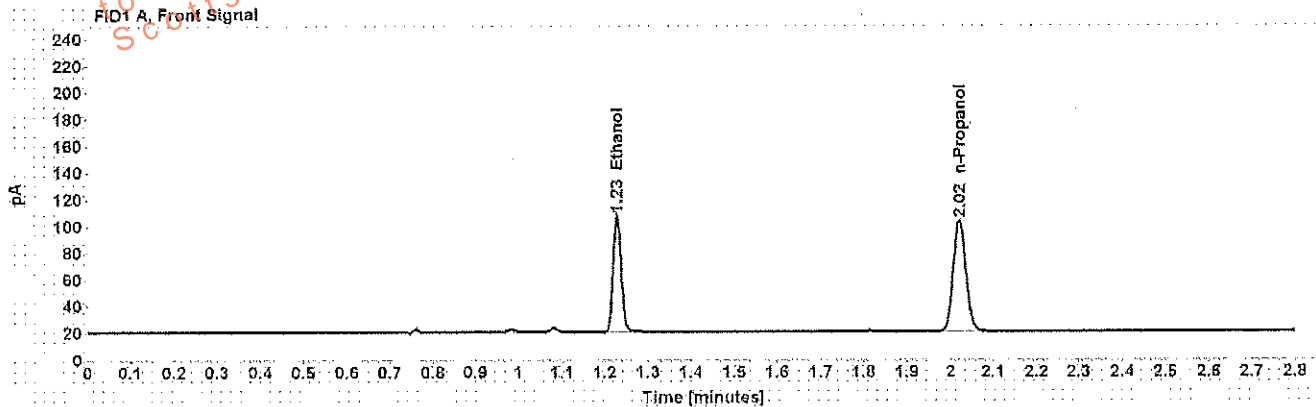


Table 1: FID 1 A (column DB-ALC1)

Compound	Amount (g/100mL)	Time (min)	Peak Area
>Ethanol	0.1822	1.228	112.218
n-Propanol	-----	2.022	170.676

Table 2: FID 2 B (column DB-ALC2)

Compound	Time (min)	Peak Area
Ethanol	1.327	107.421
n-Propanol	2.345	162.173

## Scottsdale Police Department Crime Lab Volatiles Analysis

<b>Sample:</b> [REDACTED]	<b>Item number:</b> 1109905
<b>Injection date:</b> 6/12/2017 3:41:21 PM	<b>Vial:</b> 60
<b>Method:</b> ethanol quant.M	<b>Sequence:</b> 12Jun17
<b>Instrument:</b> US14173023 CN14160045	<b>Analyst:</b> Adrian
<b>Data file:</b> C:\Chem3211\Data\12Jun17\60.D	

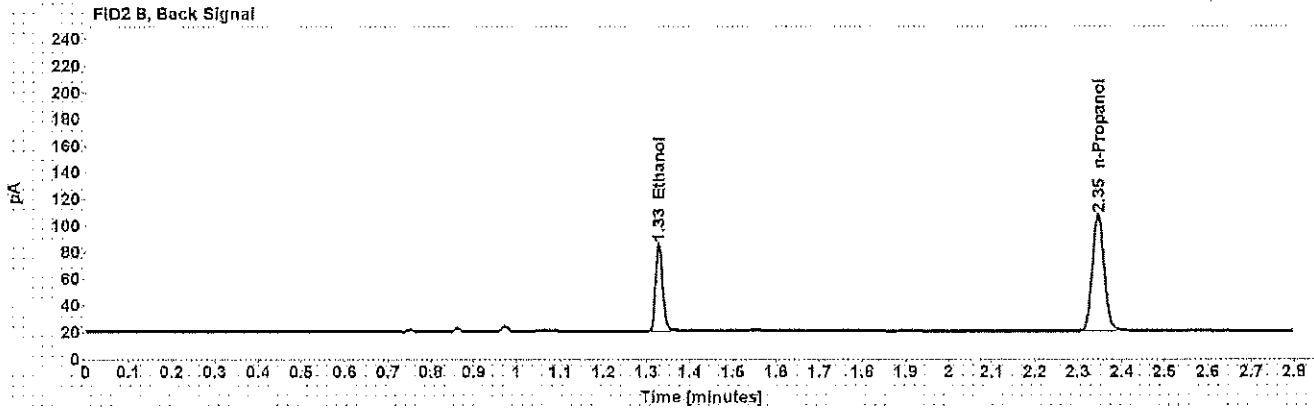
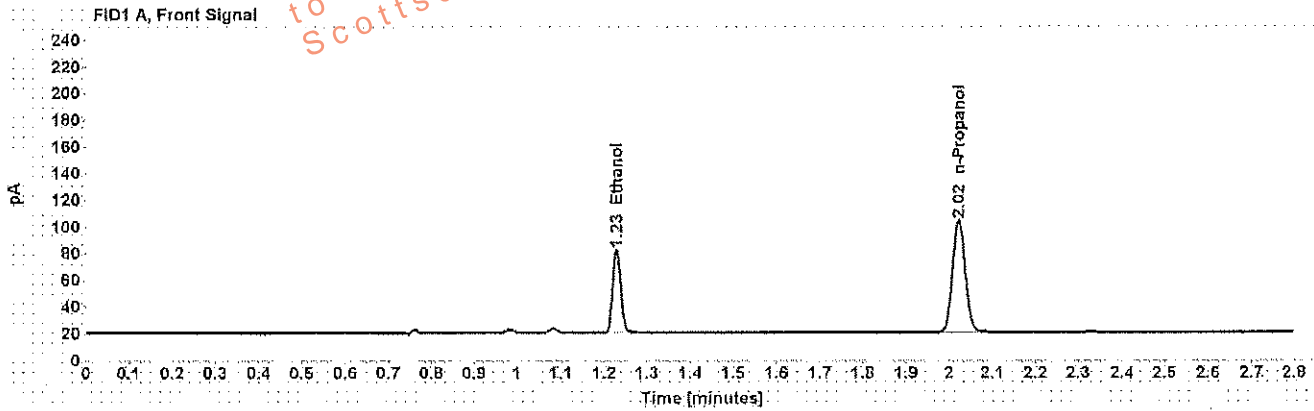


Table 1: FID 1 A (column DB-ALC1)

Compound	Amount (g/100mL)	Time (min)	Peak Area
>Ethanol	0.1291	1.229	79.844
n-Propanol	-----	2.022	171.461

Table 2: FID 2 B (column DB-ALC2)

Compound	Time (min)	Peak Area
Ethanol	1.329	76.453
n-Propanol	2.346	163.620

## Scottsdale Police Department Crime Lab Volatiles Analysis

<b>Sample:</b> [REDACTED]	<b>Item number:</b> 1109905
<b>Injection date:</b> 6/12/2017 3:45:36 PM	<b>Vial:</b> 61
<b>Method:</b> ethanol quant.M	<b>Sequence:</b> 12Jun17
<b>Instrument:</b> US14173023 CN14160045	<b>Analyst:</b> Adrian
<b>Data file:</b> C:\Chem32\1\Data\12Jun17\61.D	

Dissemination is restricted to Criminal Justice Agencies and authorized personnel only. Further dissemination to unauthorized agencies is PROHIBITED. Scottsdale City Prosecutor's Office

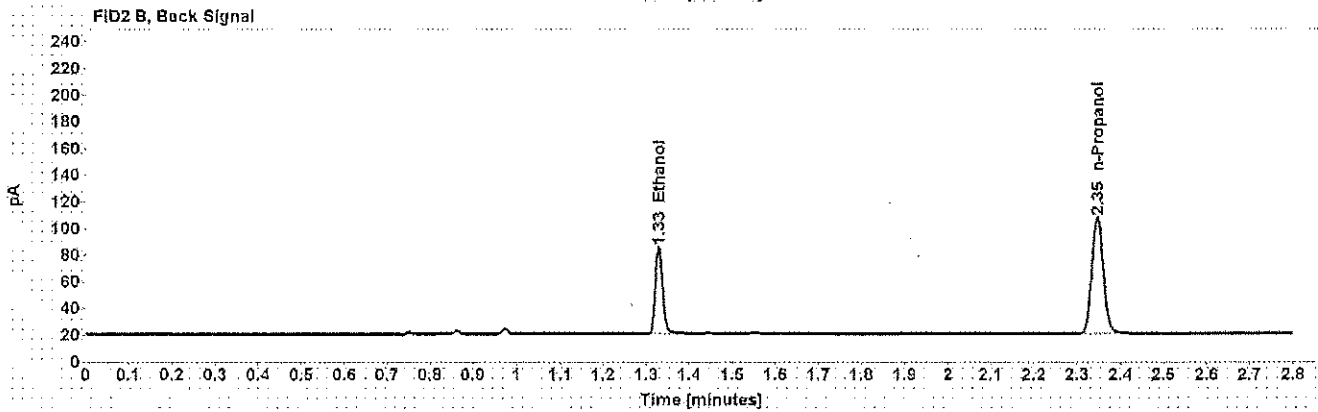
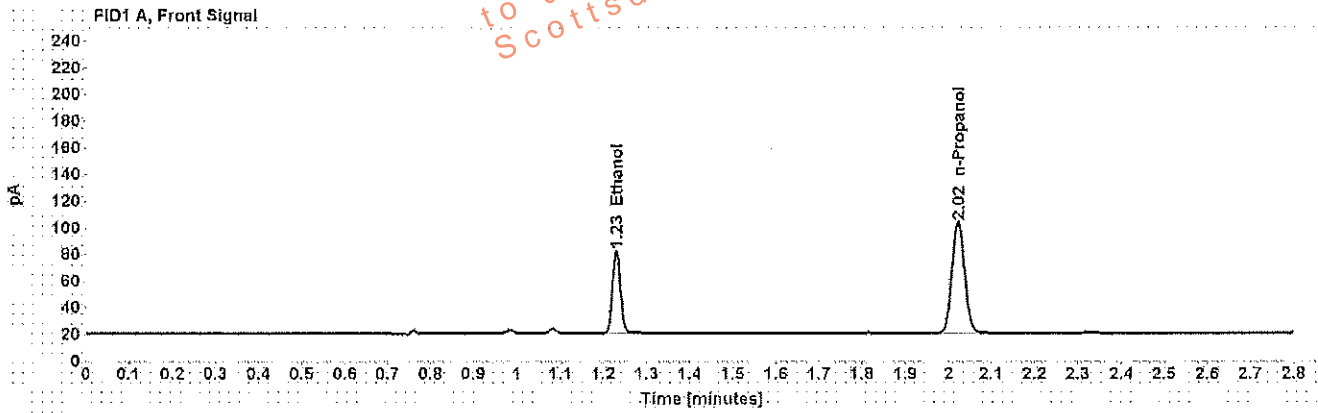


Table 1: FID 1 A (column DB-ALC1)

Compound	Amount (g/100mL)	Time (min)	Peak Area
>Ethanol	0.1295	1.230	79.569
n-Propanol	-----	2.023	170.396

Table 2: FID 2 B (column DB-ALC2)

Compound	Time (min)	Peak Area
Ethanol	1.329	76.170
n-Propanol	2.346	162.404

## Scottsdale Police Department Crime Lab Volatiles Analysis

Sample: [REDACTED]	Item number: 1157347
Injection date: 6/12/2017 3:49:36 PM	Vial: 62
Method: ethanol quant.M	Sequence: 12Jun17
Instrument: US14173023 CN14160045	Analyst: Adrian
Data file: C:\Chem32\11\Data\12Jun17\62.D	

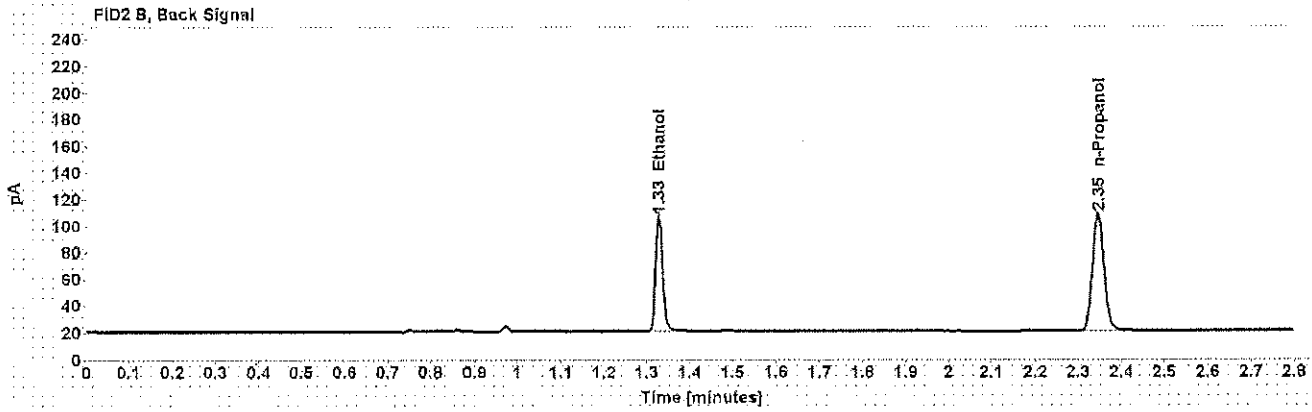
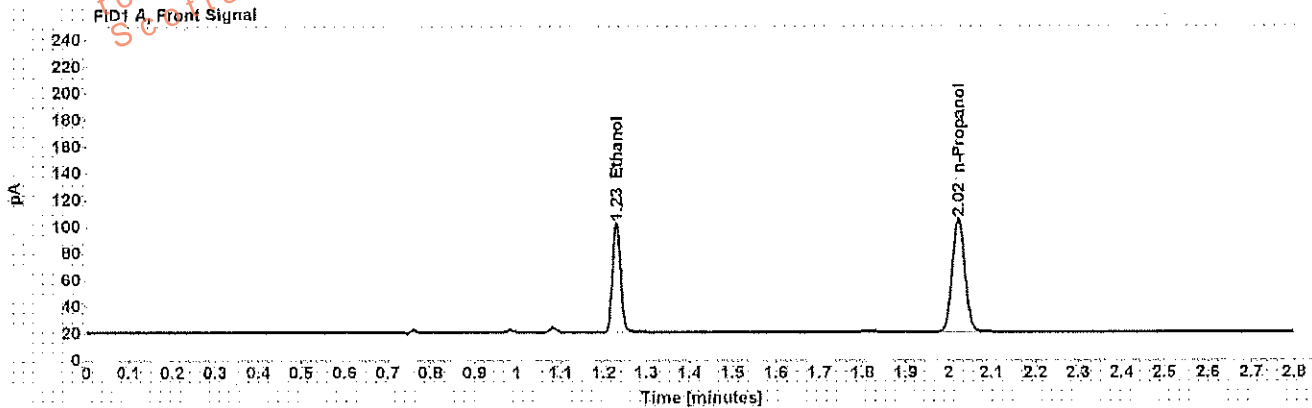


Table 1: FID 1 A (column DB-ALC1)

Compound	Amount (g/100mL)	Time (min)	Peak Area
>Ethanol	0.1688	1.229	105.234
n-Propanol	-----	2.022	172.746

Table 2: FID 2 B (column DB-ALC2)

Compound	Time (min)	Peak Area
Ethanol	1.328	100.797
n-Propanol	2.346	164.167

## Scottsdale Police Department Crime Lab Volatiles Analysis

<b>Sample:</b> [REDACTED]	<b>Item number:</b> 1157347
<b>Injection date:</b> 6/12/2017 3:53:36 PM	<b>Vial:</b> 63
<b>Method:</b> ethanol quant.M	<b>Sequence:</b> 12Jun17
<b>Instrument:</b> US14173023 CN14160045	<b>Analyst:</b> Adrian
<b>Data file:</b> C:\Chem3211\Data\12Jun17\63.D	

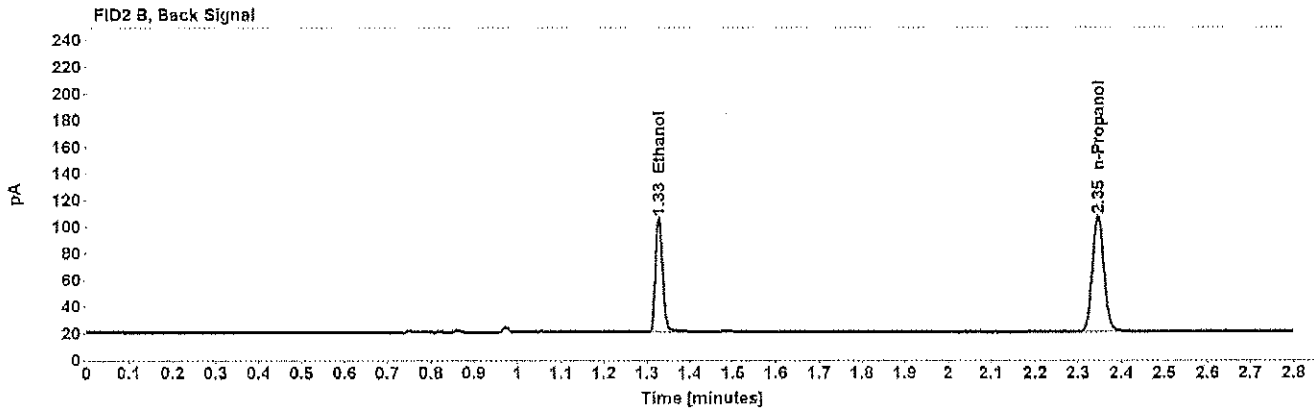
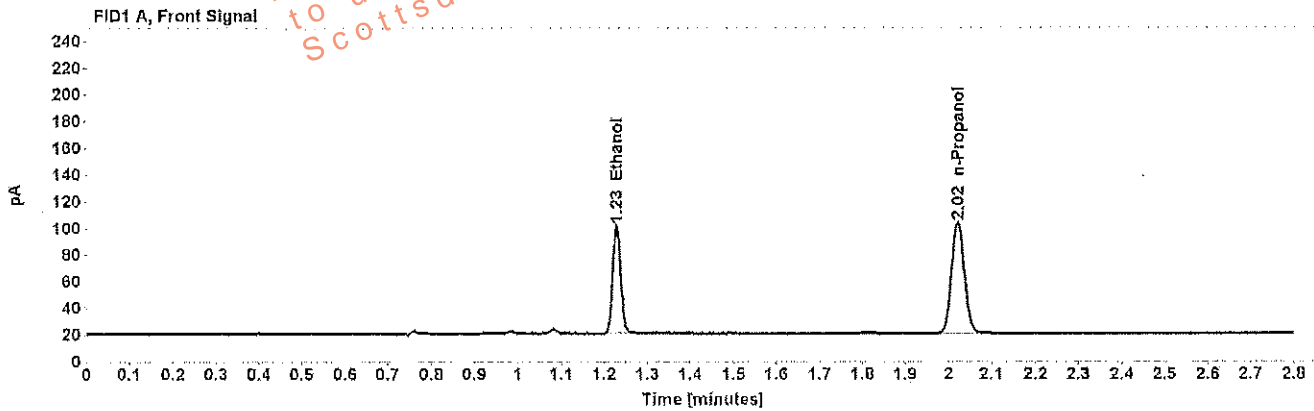


Table 1: FID 1 A (column DB-ALC1)

Compound	Amount (g/100mL)	Time (min)	Peak Area
>Ethanol	0.1693	1.229	103.982
n-Propanol	-----	2.022	170.226

Table 2: FID 2 B (column DB-ALC2)

Compound	Time (min)	Peak Area
Ethanol	1.328	99.610
n-Propanol	2.345	161.625

## Scottsdale Police Department Crime Lab Volatiles Analysis

<b>Sample:</b> [REDACTED]	<b>Item number:</b> 1157335
<b>Injection date:</b> 6/12/2017 4:01:36 PM	<b>Vial:</b> 65
<b>Method:</b> ethanol quant.M	<b>Sequence:</b> 12Jun17
<b>Instrument:</b> US14173023 CN14160045	<b>Analyst:</b> Adrian
<b>Data file:</b> C:\Chem3211\Data\12Jun17\65.D	

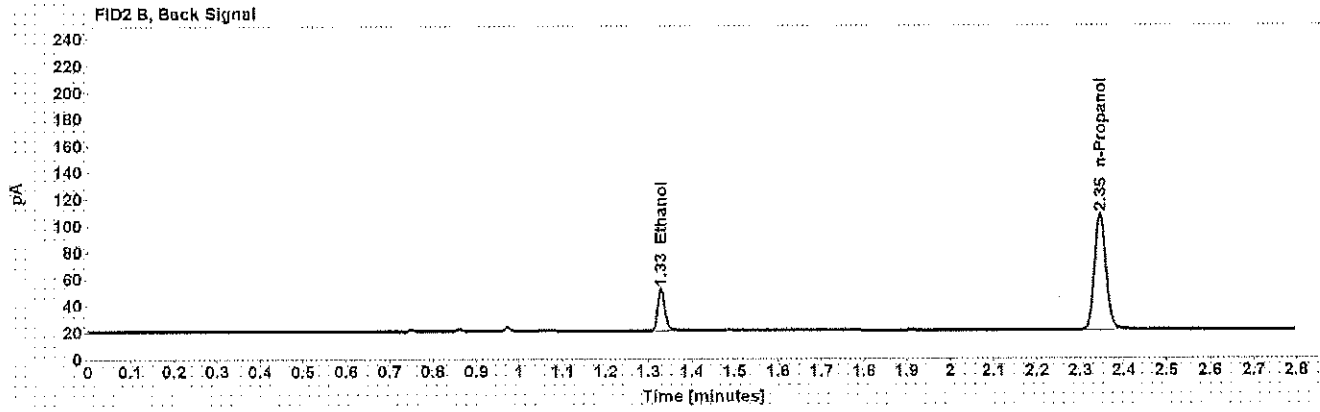
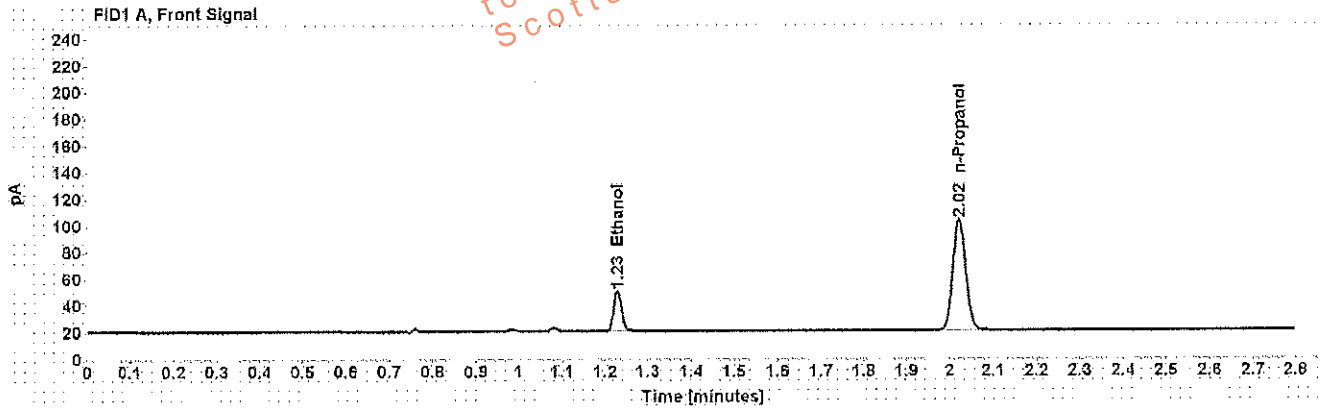


Table 1: FID 1 A (column DB-ALC1)

Compound	Amount (g/100mL)	Time (min)	Peak Area
>Ethanol	0.0632	1.229	38.651
n-Propanol	-----	2.022	170.195

Table 2: FID 2 B (column DB-ALC2)

Compound	Time (min)	Peak Area
Ethanol	1.328	36.660
n-Propanol	2.345	161.835

## Scottsdale Police Department Crime Lab Volatiles Analysis

<b>Sample:</b> [REDACTED]	<b>Item number:</b> 1157335
<b>Injection date:</b> 6/12/2017 4:05:36 PM	<b>Vial:</b> 66
<b>Method:</b> ethanol quant.M	<b>Sequence:</b> 12Jun17
<b>Instrument:</b> US14173023 CN14160045	<b>Analyst:</b> Adrian
<b>Data file:</b> C:\Chem3211\Data\12Jun17\66.D	

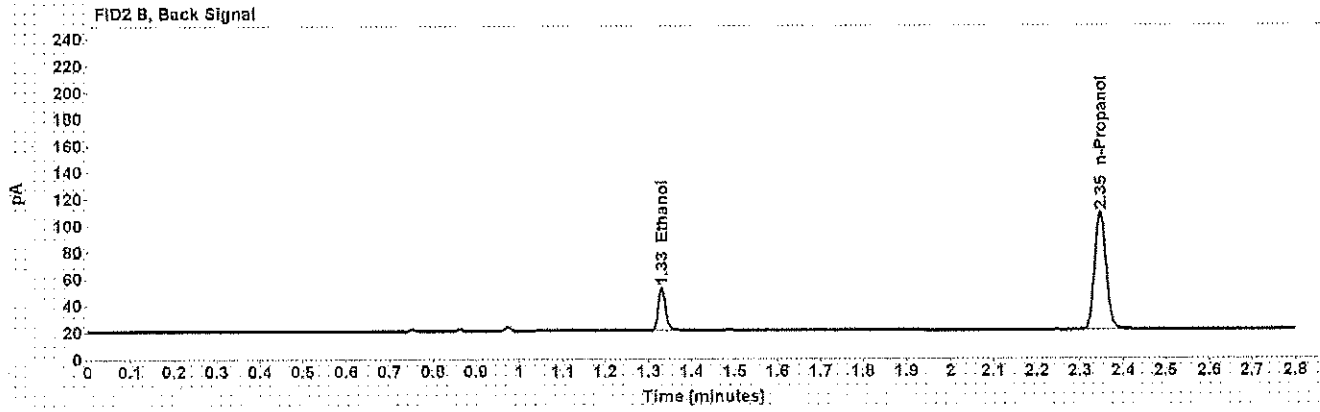
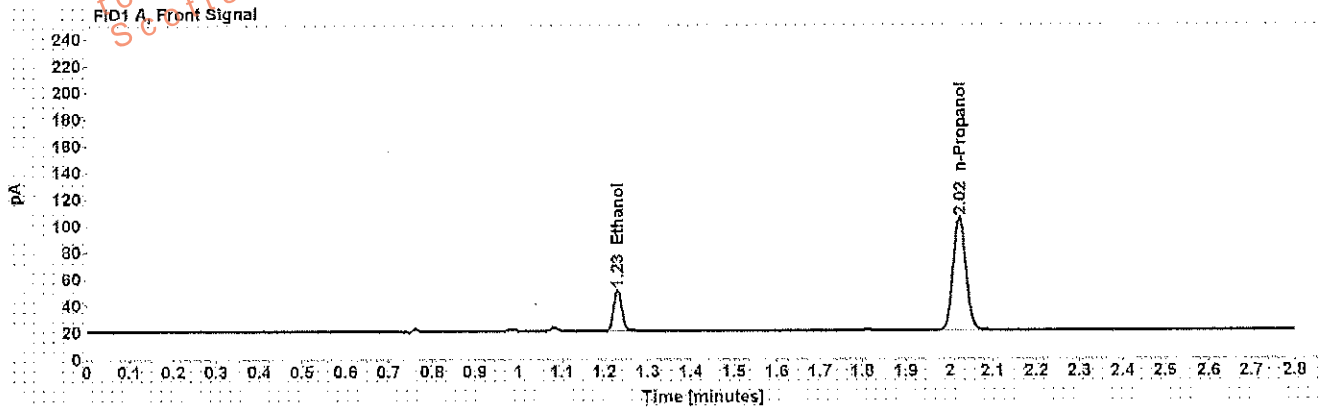


Table 1: FID 1 A (column DB-ALC1)

Compound	Amount (g/100mL)	Time (min)	Peak Area
>Ethanol	0.0638	1.230	39.694
n-Propanol	-----	2.023	173.050

Table 2: FID 2 B (column DB-ALC2)

Compound	Time (min)	Peak Area
Ethanol	1.330	38.098
n-Propanol	2.346	164.511



## Scottsdale Police Department Crime Lab Volatiles Analysis

<b>Sample:</b> [REDACTED]	<b>Item number:</b> 1156501
<b>Injection date:</b> 6/12/2017 4:09:51 PM	<b>Vial:</b> 67
<b>Method:</b> ethanol quant.M	<b>Sequence:</b> 12Jun17
<b>Instrument:</b> US14173023 CN14160045	<b>Analyst:</b> Adrian
<b>Data file:</b> C:\Chem3211\Data\12Jun17\67.D	

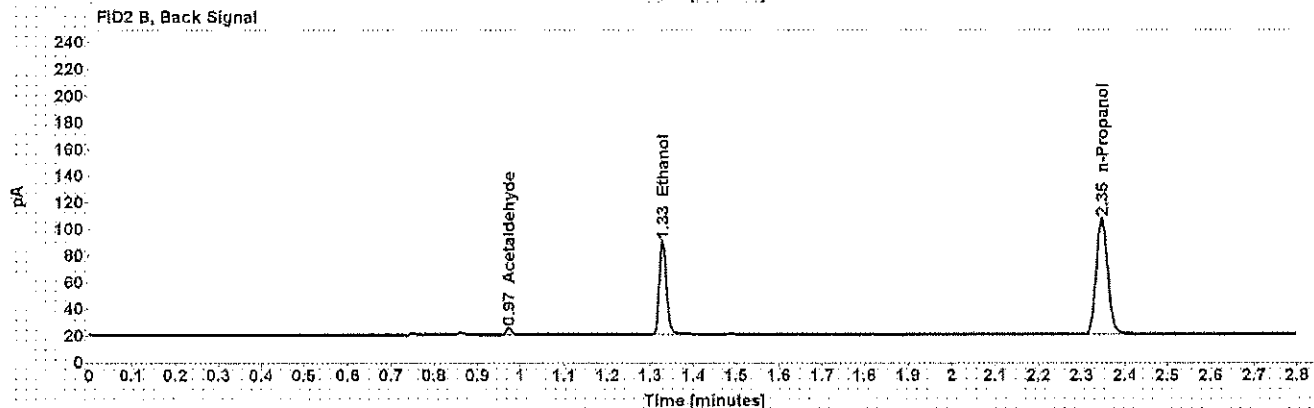
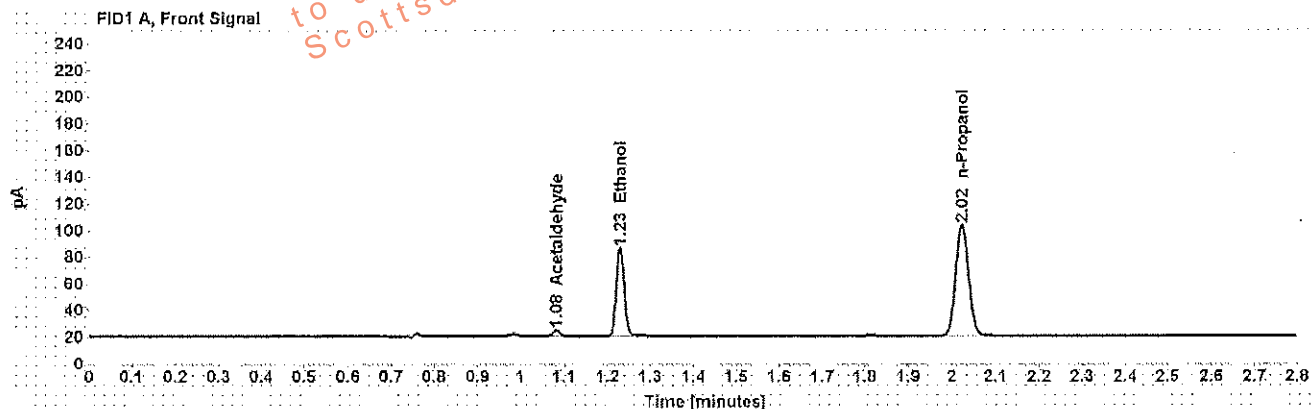


Table 1: FID 1 A (column DB-ALC1)

Compound	Amount (g/100mL)	Time (min)	Peak Area
Acetaldehyde	-----	1.082	4.561
>Ethanol	0.1383	1.229	85.200
n-Propanol	-----	2.022	170.760

Table 2: FID 2 B (column DB-ALC2)

Compound	Time (min)	Peak Area
Acetaldehyde	0.973	4,529
Ethanol	1.329	81.341
n-Propanol	2.346	162.274

## Scottsdale Police Department Crime Lab Volatiles Analysis

Sample: [REDACTED]	Item number: 1156501
Injection date: 6/12/2017 4:13:51 PM	Vial: 68
Method: ethanol quant.M	Sequence: 12Jun17
Instrument: US14173023 CN14160045	Analyst: Adrian
Data file: C:\Chem32\1\Data\12Jun17\68.D	

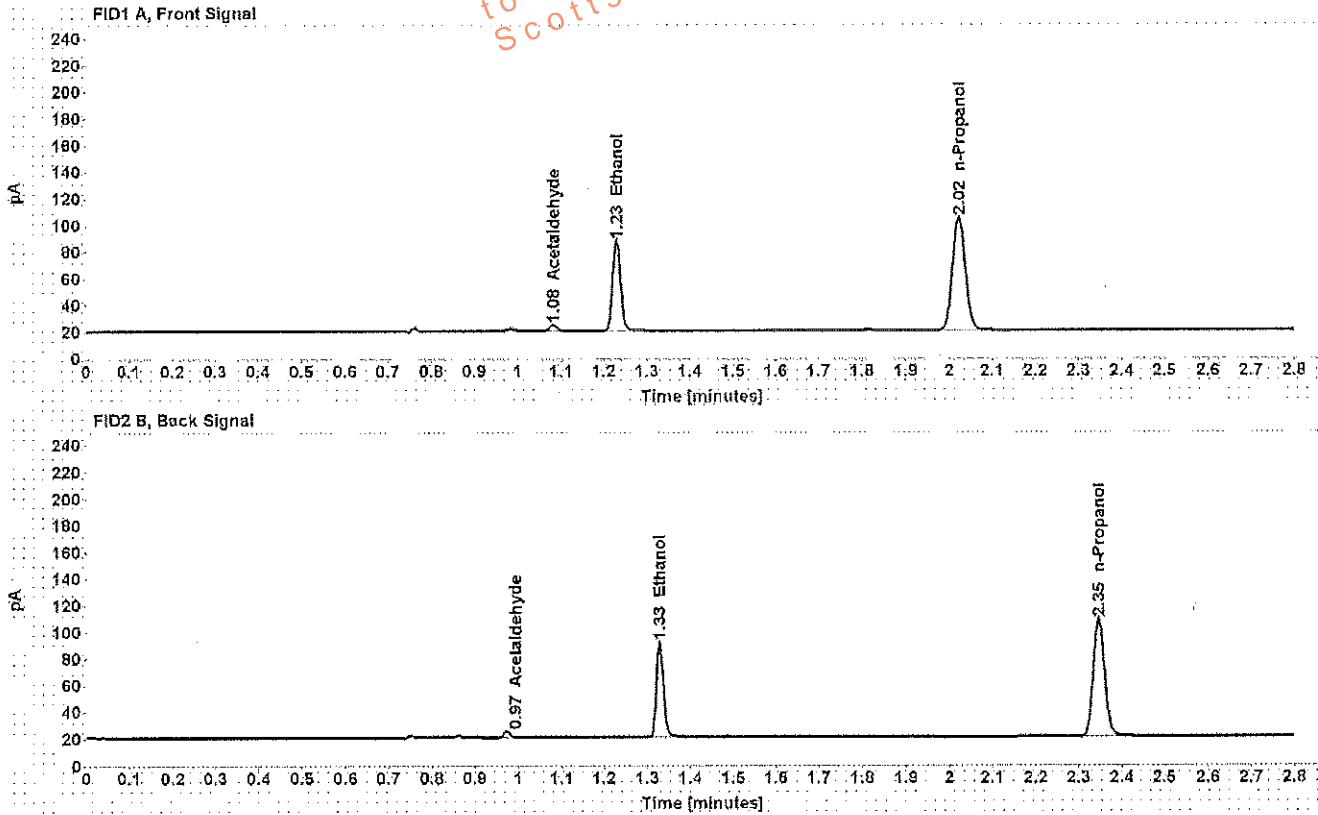


Table 1: FID 1 A (column DB-ALC1)

Compound	Amount (g/100mL)	Time (min)	Peak Area
Acetaldehyde	-----	1.082	4.495
>Ethanol	0.1392	1.230	87.011
n-Propanol	-----	2.023	173.312

Table 2: FID 2 B (column DB-ALC2)

Compound	Time (min)	Peak Area
Acetaldehyde	0.973	4.436
Ethanol	1.329	83.143
n-Propanol	2.346	164.454

## Scottsdale Police Department Crime Lab Volatiles Analysis

Sample: [REDACTED]	Item number: 1156621
Injection date: 6/12/2017 4:17:51 PM	Vial: 69
Method: ethanol quant.M	Sequence: 12Jun17
Instrument: US14173023 CN14160045	Analyst: Adrian
Data file: C:\Chem32\11\Data\12Jun17\69.D	

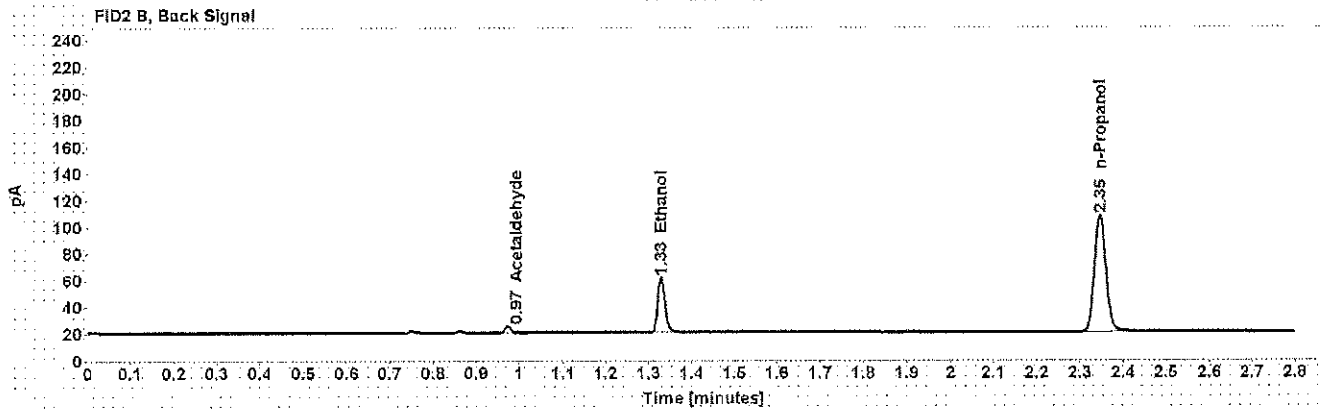
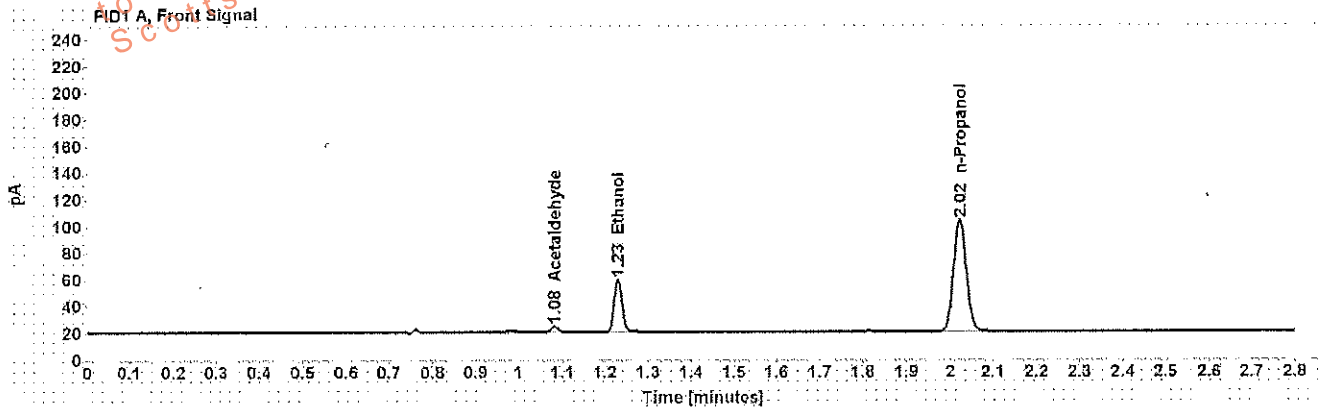


Table 1: FID 1 A (column DB-ALC1)

Compound	Amount (g/100mL)	Time (min)	Peak Area
Acetaldehyde	-----	1.082	4.496
>Ethanol	0.0824	1.230	50.839
n-Propanol	-----	2.023	171.332

Table 2: FID 2 B (column DB-ALC2)

Compound	Time (min)	Peak Area
Acetaldehyde	0.973	4.384
Ethanol	1.329	48.366
n-Propanol	2.346	162.948

## Scottsdale Police Department Crime Lab Volatiles Analysis

<b>Sample:</b> [REDACTED]	<b>Item number:</b> 1156621
<b>Injection date:</b> 6/12/2017 4:21:51 PM	<b>Vial:</b> 70
<b>Method:</b> ethanol quant.M	<b>Sequence:</b> 12Jun17
<b>Instrument:</b> US14173023 CN14160045	<b>Analyst:</b> Adrian
<b>Data file:</b> C:\Chem3211\Data\12Jun17\70.D	

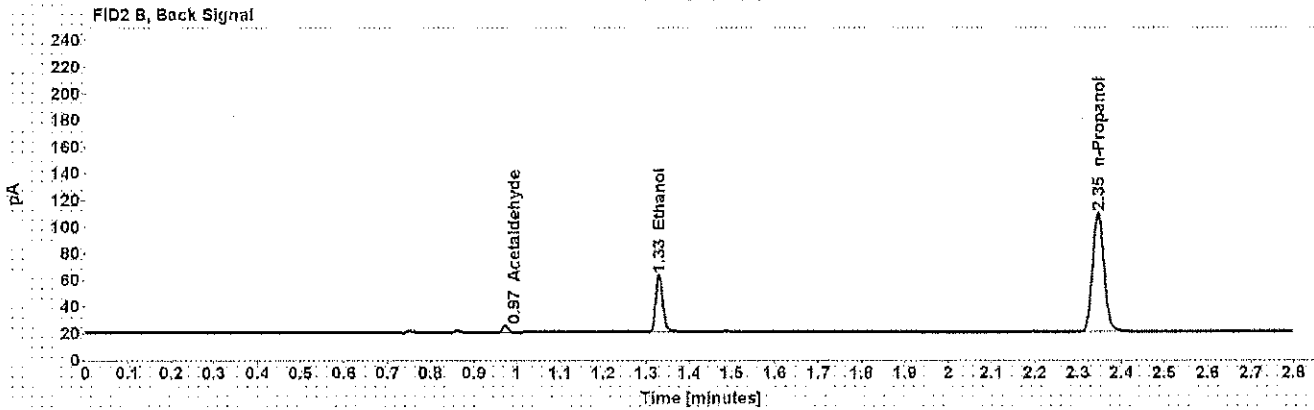
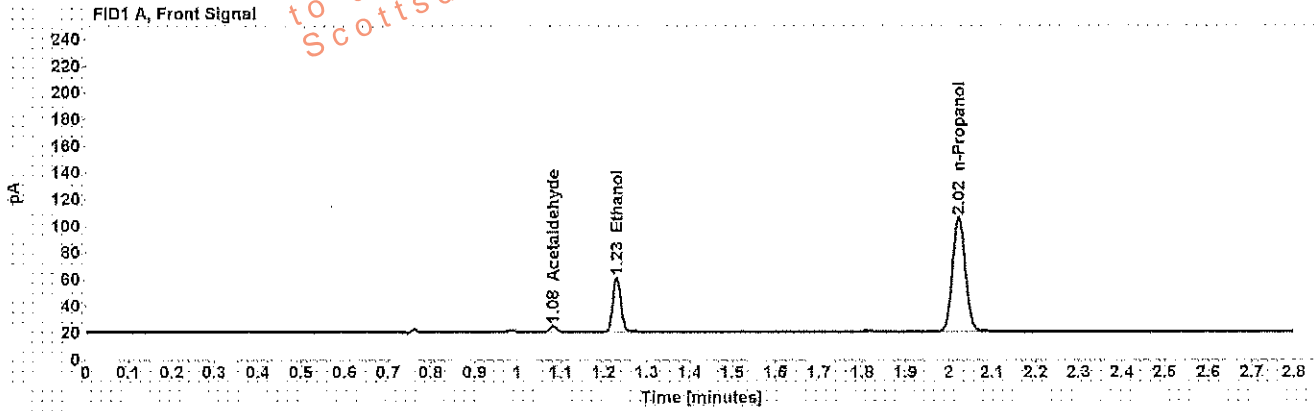


Table 1: FID 1 A (column DB-ALC1)

Compound	Amount (g/100mL)	Time (min)	Peak Area
Acetaldehyde	-----	1.082	4.528
>Ethanol	0.0833	1.230	52.606
n-Propanol	-----	2.023	175.438

Table 2: FID 2 B (column DB-ALC2)

Compound	Time (min)	Peak Area
Acetaldehyde	0.973	4.475
Ethanol	1.330	50.079
n-Propanol	2.346	166.569

## Scottsdale Police Department Crime Lab Volatiles Analysis

Sample: [REDACTED]	Item number: 1156617
Injection date: 6/12/2017 4:25:51 PM	Vial: 71
Method: ethanol quant.M	Sequence: 12Jun17
Instrument: US14173023 CN14160045	Analyst: Adrian
Data file: C:\Chem32\11\Data\12Jun17\71.D	

Dissemination is restricted to Criminal Justice Agencies and authorized personnel only. Dissemination to unauthorized agencies is PROHIBITED. Scottsdale City Prosecutor

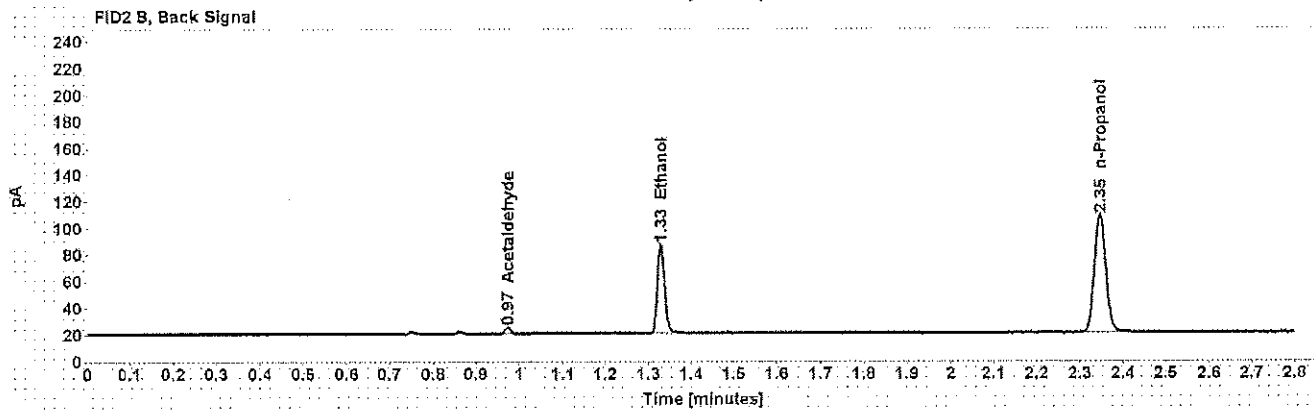
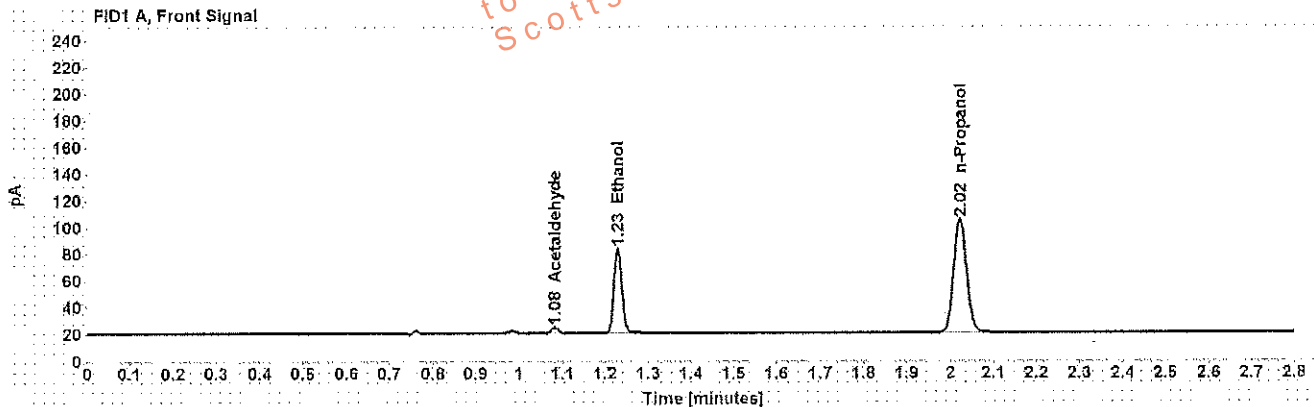


Table 1: FID 1 A (column DB-ALC1)

Compound	Amount (g/100mL)	Time (min)	Peak Area
Acetaldehyde	-----	1.082	4.407
>Ethanol	0.1303	1.230	81.547
n-Propanol	-----	2.023	173.567

Table 2: FID 2 B (column DB-ALC2)

Compound	Time (min)	Peak Area
Acetaldehyde	0.973	4.327
Ethanol	1.329	77.785
n-Propanol	2.346	164.673

## Scottsdale Police Department Crime Lab Volatiles Analysis

Sample: [REDACTED]	Item number: 1156617
Injection date: 6/12/2017 4:29:51 PM	Vial: 72
Method: ethanol quant.M	Sequence: 12Jun17
Instrument: US 14173023 CN14160045	Analyst: Adrian
Data file: C:\Chem32\11\Data\12Jun17\72.D	

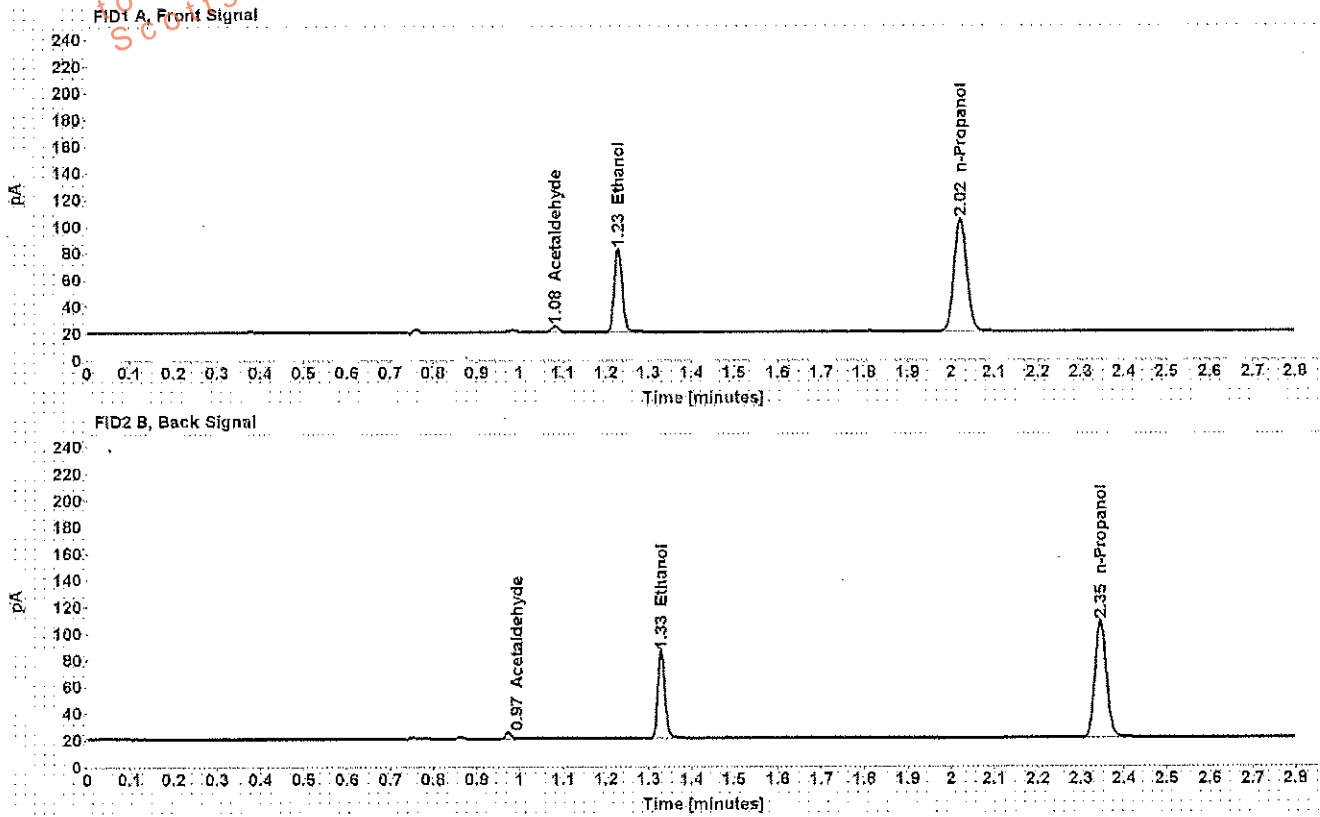


Table 1: FID 1 A (column DB-ALC1)

Compound	Amount (g/100mL)	Time (min)	Peak Area
Acetaldehyde	-----	1.082	4.432
>Ethanol	0.1289	1.229	80.019
n-Propanol	-----	2.022	172.187

Table 2: FID 2 B (column DB-ALC2)

Compound	Time (min)	Peak Area
Acetaldehyde	0.973	4.353
Ethanol	1.328	76.430
n-Propanol	2.345	163.419

## Scottsdale Police Department Crime Lab Volatiles Analysis

Sample: [REDACTED]	Item number: 1157211
Injection date: 6/12/2017 4:34:05 PM	Vial: 73
Method: ethanol quant.M	Sequence: 12Jun17
Instrument: US14173023 N14160045	Analyst: Adrian
Data file: C:\Chem3211\Data\12Jun17\73.D	

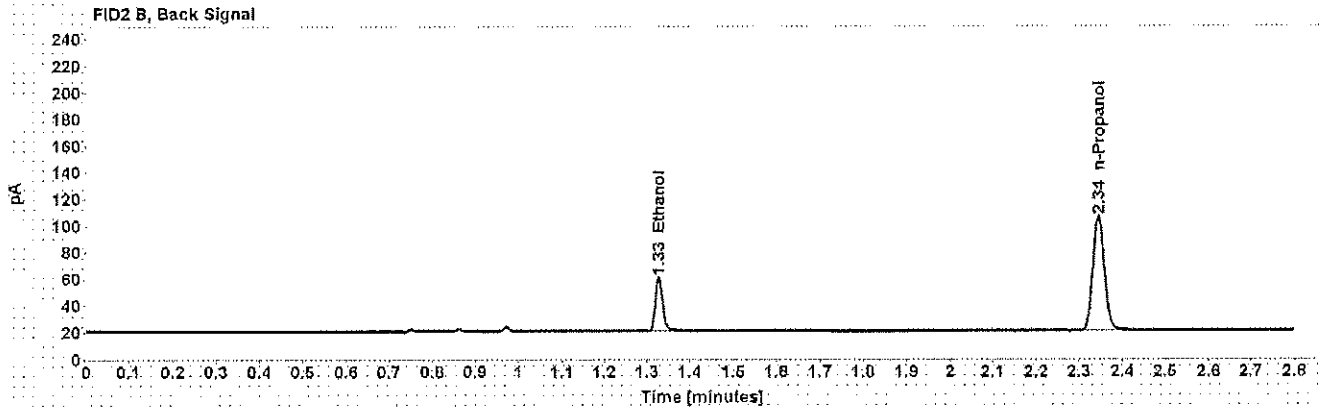
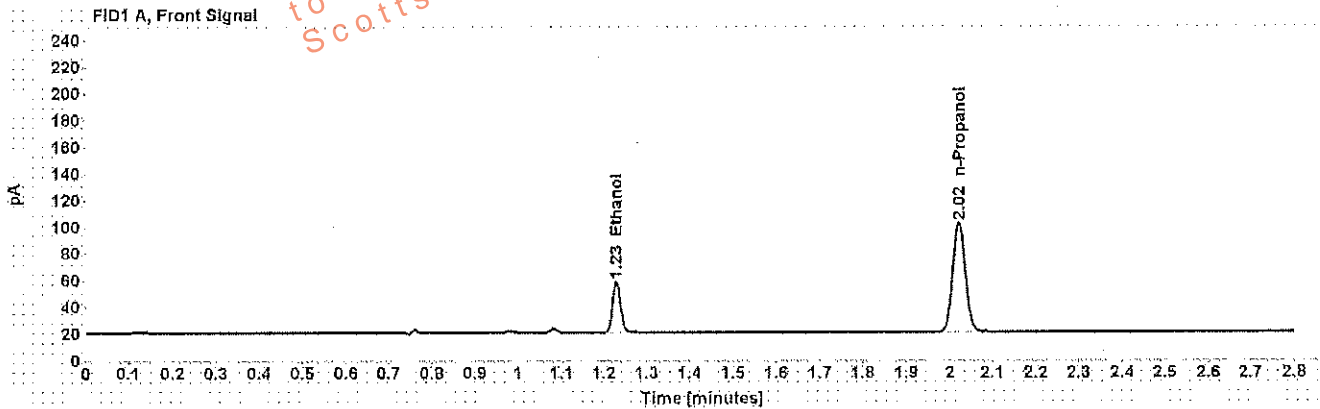


Table 1: FID 1 A (column DB-ALC1)

Compound	Amount (g/100mL)	Time (min)	Peak Area
>Ethanol	0.0815	1.229	49.220
n-Propanol	-----	2.022	167.820

Table 2: FID 2 B (column DB-ALC2)

Compound	Time (min)	Peak Area
Ethanol	1.328	46.931
n-Propanol	2.345	159.262

## Scottsdale Police Department Crime Lab Volatiles Analysis

Sample: [REDACTED]	Item number: 1157211
Injection date: 6/12/2017 4:38:06 PM	Vial: 74
Method: ethanol quant.M	Sequence: 12Jun17
Instrument: US14173023 CN14160045	Analyst: Adrian
Data file: C:\Chem32\1\Data\12Jun17\74.D	

Dissemination is restricted to Criminal Justice Agencies and authorized personnel only. Dissemination to unauthorized agencies is PROHIBITED.  
 Scottsdale City Prosecutor

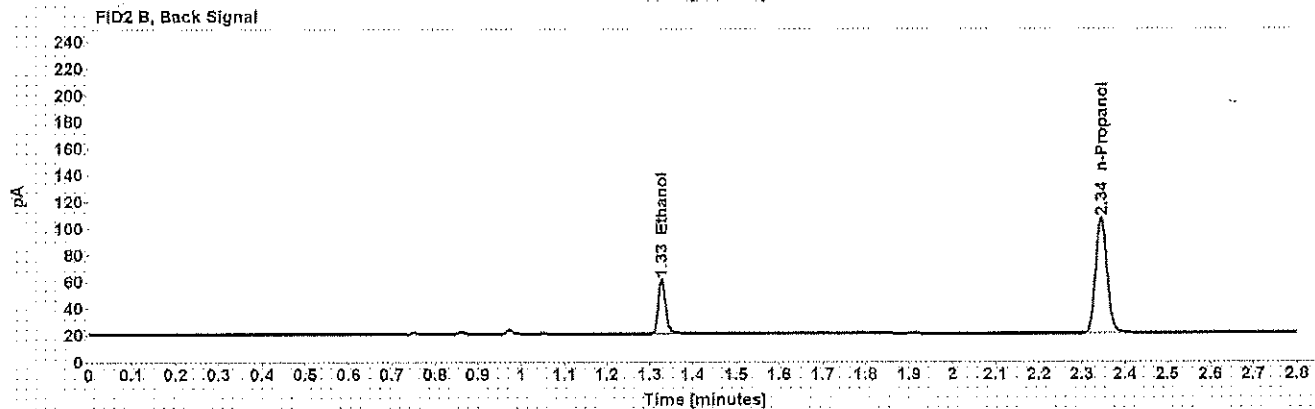
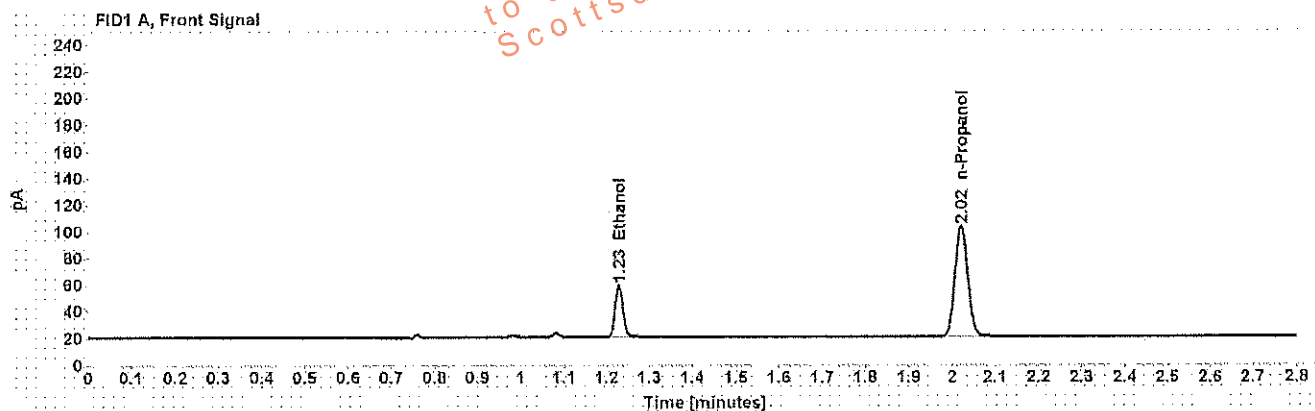


Table 1: FID 1 A (column DB-ALC1)

Compound	Amount (g/100mL)	Time (min)	Peak Area
>Ethanol	0.0817	1.229	49.980
n-Propanol	-----	2.022	169.941

Table 2: FID 2 B (column DB-ALC2)

Compound	Time (min)	Peak Area
Ethanol	1.328	47.592
n-Propanol	2.345	161.175



## Scottsdale Police Department Crime Lab Volatiles Analysis

Sample: [REDACTED]	Item number: 1131782
Injection date: 6/12/2017 4:46:05 PM	Vial: 76
Method: ethanol quant.M	Sequence: 12Jun17
Instrument: US14173023 CN14160045	Analyst: Adrian
Data file: C:\Chem32\11Data\12Jun17\76.D	

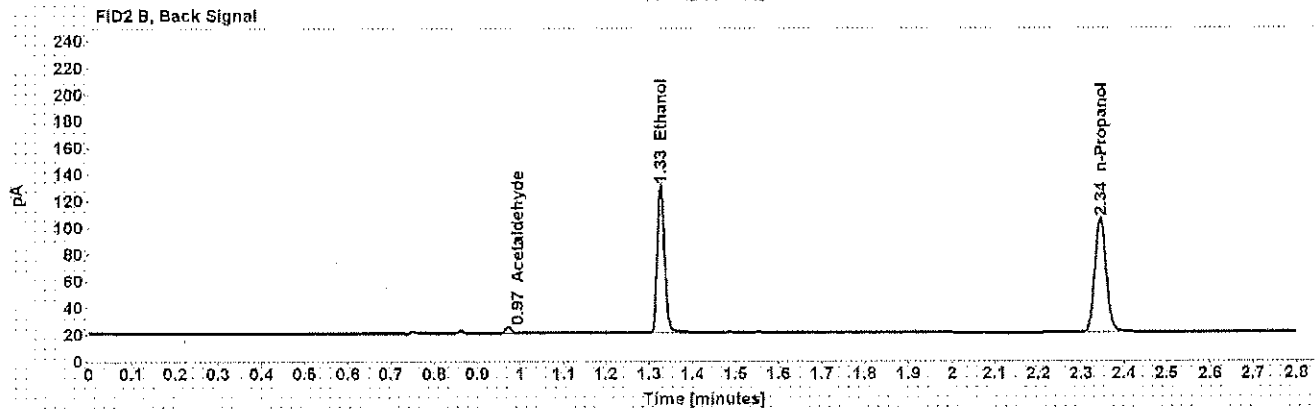
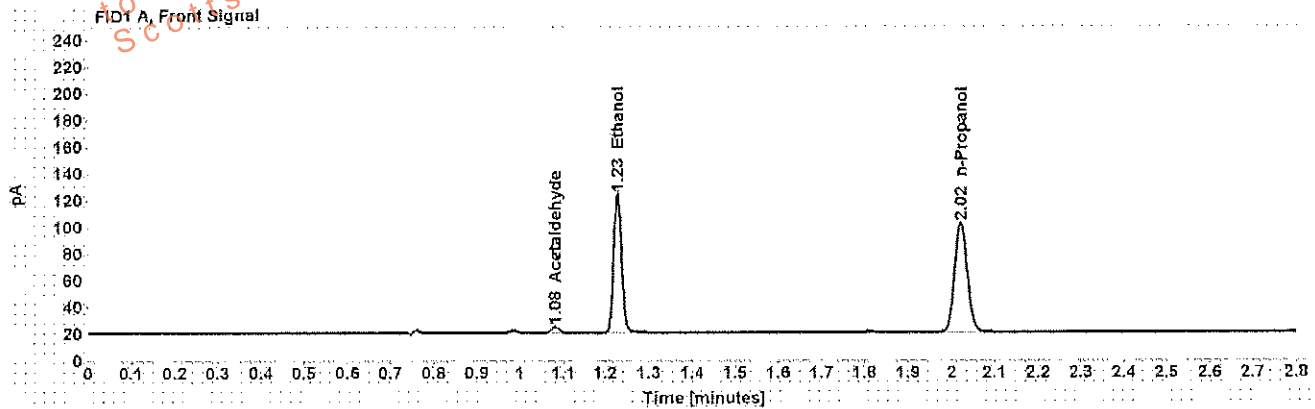


Table 1: FID 1 A (column DB-ALC1)

Compound	Amount (g/100mL)	Time (min)	Peak Area
Acetaldehyde	-----	1.081	4.582
>Ethanol	0.2204	1.228	133.546
n-Propanol	-----	2.022	167.783

Table 2: FID 2 B (column DB-ALC2)

Compound	Time (min)	Peak Area
Acetaldehyde	0.972	4.569
Ethanol	1.327	128.067
n-Propanol	2.345	159.275

## Scottsdale Police Department Crime Lab Volatiles Analysis

<b>Sample:</b> [REDACTED]	<b>Item number:</b> 1131782
<b>Injection date:</b> 6/12/2017 4:50:06 PM	<b>Vial:</b> 77
<b>Method:</b> ethanol quant.M	<b>Sequence:</b> 12Jun17
<b>Instrument:</b> US14173023 CN14160048	<b>Analyst:</b> Adrian
<b>Data file:</b> C:\Chem3211\Data\12Jun17\77.D	

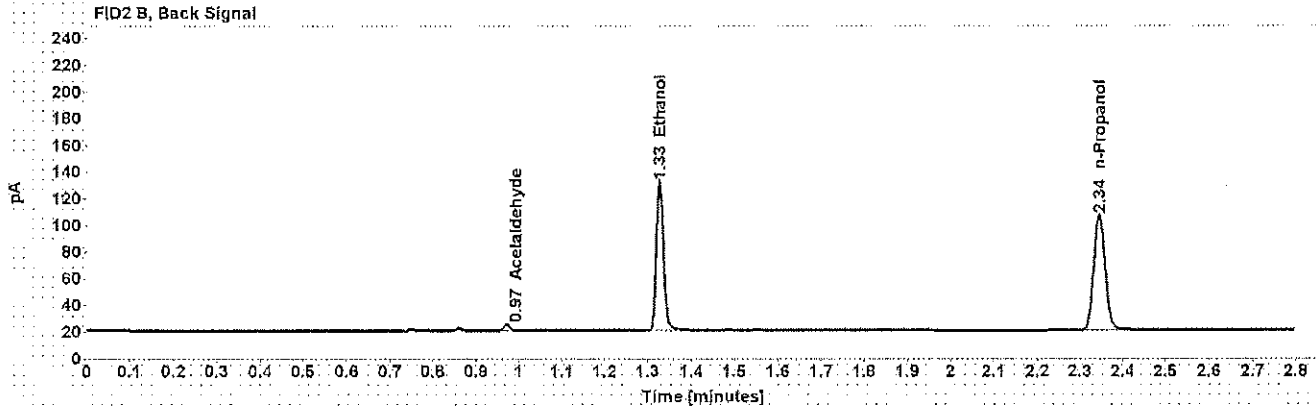
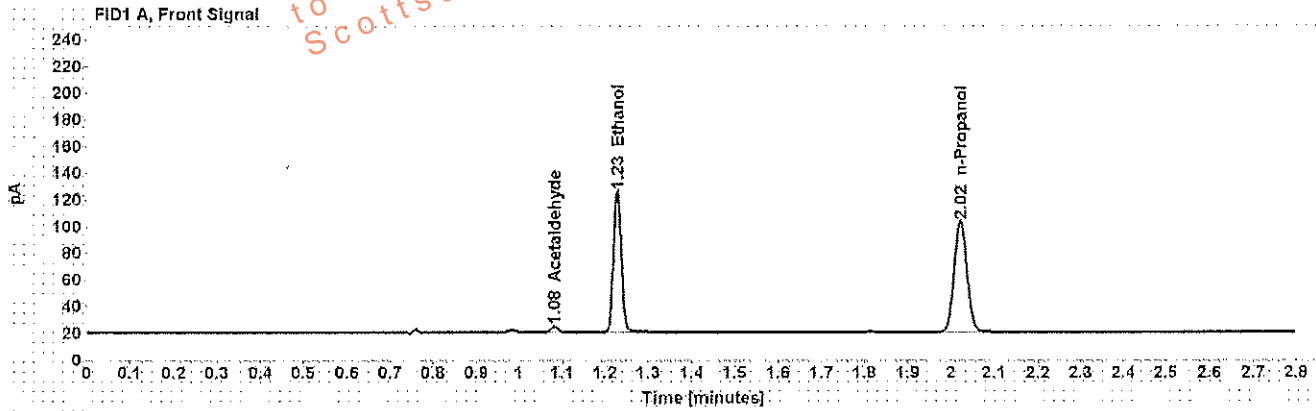


Table 1: FID 1 A (column DB-ALC1)

Compound	Amount (g/100mL)	Time (min)	Peak Area
Acetaldehyde	-----	1.081	4.471
>Ethanol	0.2206	1.228	135.288
n-Propanol	-----	2.022	169.870

Table 2: FID 2 B (column DB-ALC2)

Compound	Time (min)	Peak Area
Acetaldehyde	0.972	4.445
Ethanol	1.327	129.631
n-Propanol	2.345	161.283