

# SCOTTSDALE POLICE DEPARTMENT CRIME LABORATORY BLOOD ALCOHOL FACE SHEET

ANALYSIS DATE 8/28/2018 SEQUENCE NAME 28Aug18

### EQUIPMENT

Pipettor  Hamilton ML600EH7497  Hamilton ML600GJ10749  
 Gas Chromatograph  Agilent US14173023

### INSTRUMENT CALIBRATION

Vial 1 0.02 calibrator Lot FN03241604 Coefficient of determination (r<sup>2</sup>)  
 Vial 2 0.10 calibrator Lot FN06181501 0.99999  
 Vial 3 0.20 calibrator Lot FN07201502  
 Vial 4 0.40 calibrator Lot FN11191402

### CALIBRATION VERIFICATION AND RESOLUTION TEST

Vial	Sample	Expected result	Measured result	Manufacturer/lot
5	Blank	Not detected	Not detected	SPD lab 081418
6	Volatiles mixture	6 compounds	6 compounds	SPD lab 020917WLA
7	Aqueous control	0.400 g/dL	0.401 g/dL	Lipomed 08012015-C
8	Aqueous control	0.040 g/dL	0.040 g/dL	Lipomed 09022015-A
9	Blood control	0.198 g/dL	0.202 g/dL	ACQ 407041529/3
20	Aqueous control	0.080 g/dL	0.081 g/dL	Lipomed 28082014-B
31	Aqueous control	0.150 g/dL	0.151 g/dL	Lipomed 09022015-C
42	Blood control	0.198 g/dL	0.200 g/dL	ACQ 407041529/3
53	Aqueous control	0.080 g/dL	0.081 g/dL	Lipomed 28082014-B
64	Aqueous control	0.150 g/dL	0.152 g/dL	Lipomed 09022015-C
75	Blood control	0.198 g/dL	0.200 g/dL	ACQ 407041529/3
86	Aqueous control	0.080 g/dL	0.081 g/dL	Lipomed 28082014-B
93	Aqueous control	0.400 g/dL	0.410 g/dL	Lipomed 08012015-C
94	Aqueous control	0.040 g/dL	0.041 g/dL	Lipomed 09022015-A
95	Blood control	0.198 g/dL	0.199 g/dL	ACQ 407041529/3
96	Blank	Not detected	Not detected	SPD lab 081418

### SUBJECT SAMPLES

Subjects in the sequence 37 Subjects requiring reanalysis 0

**ADDITIONAL NOTES:** All testing proceeded as expected. Includes verification testing for one new control lot.

Run valid  Run invalid  UA B1570 8/29/18 Analyst  
 Run valid  Run invalid  KOSECKI 8/30/18 Technical Reviewer

# Scottsdale Police Department Crime Laboratory Sequence Quality Assurance Summary

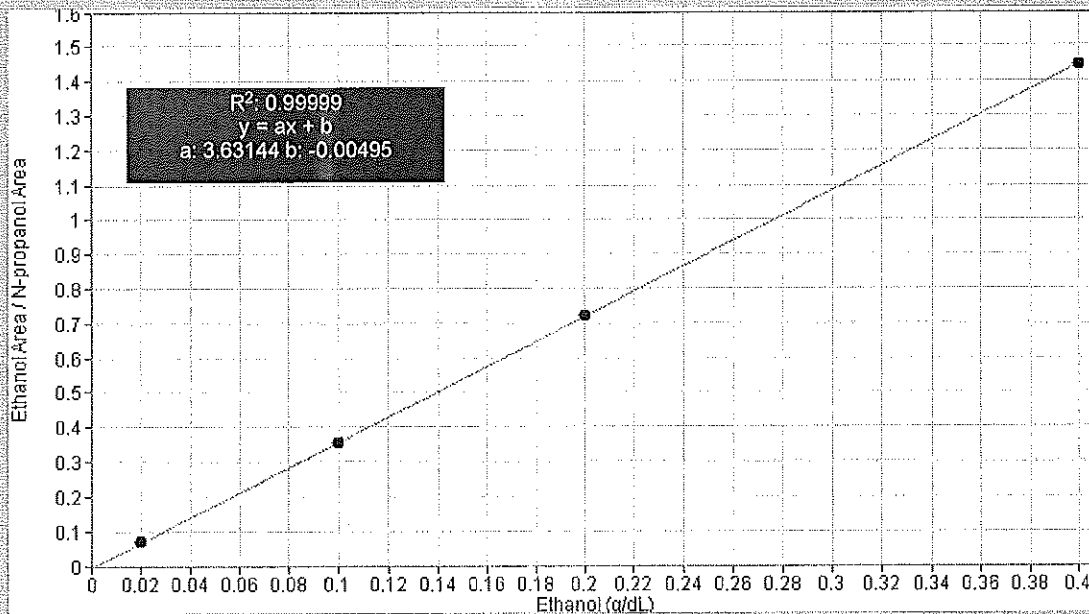
SEQUENCE NAME: 28Aug18

ANALYST: Adrian WA

Sample Name	Vial	Measured Value (g/dL)	Expected Value (g/dL)	Percent Difference	Absolute Difference (g/dL)
blank 081418	5	negative	negative	-	-
0.400 Lipomed 08012015-C	7	0.401	0.400	0.25	0.001
0.040 Lipomed 09022015-A	8	0.040	0.040	0.00	0.000
0.198 ACQ 407041529/3	9	0.202	0.198	2.02	0.004
0.080 Lipomed 28082014-B	20	0.081	0.080	1.25	0.001
0.150 Lipomed 09022015-C	31	0.151	0.150	0.67	0.001
0.198 ACQ 407041529/3	42	0.200	0.198	1.01	0.002
0.080 Lipomed 28082014-B	53	0.081	0.080	1.25	0.001
0.150 Lipomed 09022015-C	64	0.152	0.150	1.33	0.002
0.198 ACQ 407041529/3	75	0.200	0.198	1.01	0.002
0.080 Lipomed 28082014-B	86	0.081	0.080	1.25	0.001
0.40 Lipomed 08012015-C	93	0.410	0.400	2.50	0.010
0.04 Lipomed 09022015-A	94	0.041	0.040	2.50	0.001
0.198 ACQ 407041529/3	95	0.199	0.198	0.51	0.001
blank 081418	96	negative	negative	-	-

Calibrator	Ethanol Area	N-propanol Area	Ratio
0.020	12.460	177.909	0.070
0.100	62.693	176.535	0.355
0.200	125.758	174.309	0.722
0.400	250.936	173.273	1.448

### Calibration Line



# Scottsdale Police Department Crime Lab Volatiles Analysis

WPA

Sample: 0.020 Cerilliant FN03241604	Item number:
Injection date: 8/28/2018 10:34:31 AM	Vial: 1
Method: ethanol quant.M	Sequence: 28Aug18
Instrument: US14173023 CN14160045	Analyst: Adrian
Data file: C:\Chem32\1\Data\28Aug18\1.D	

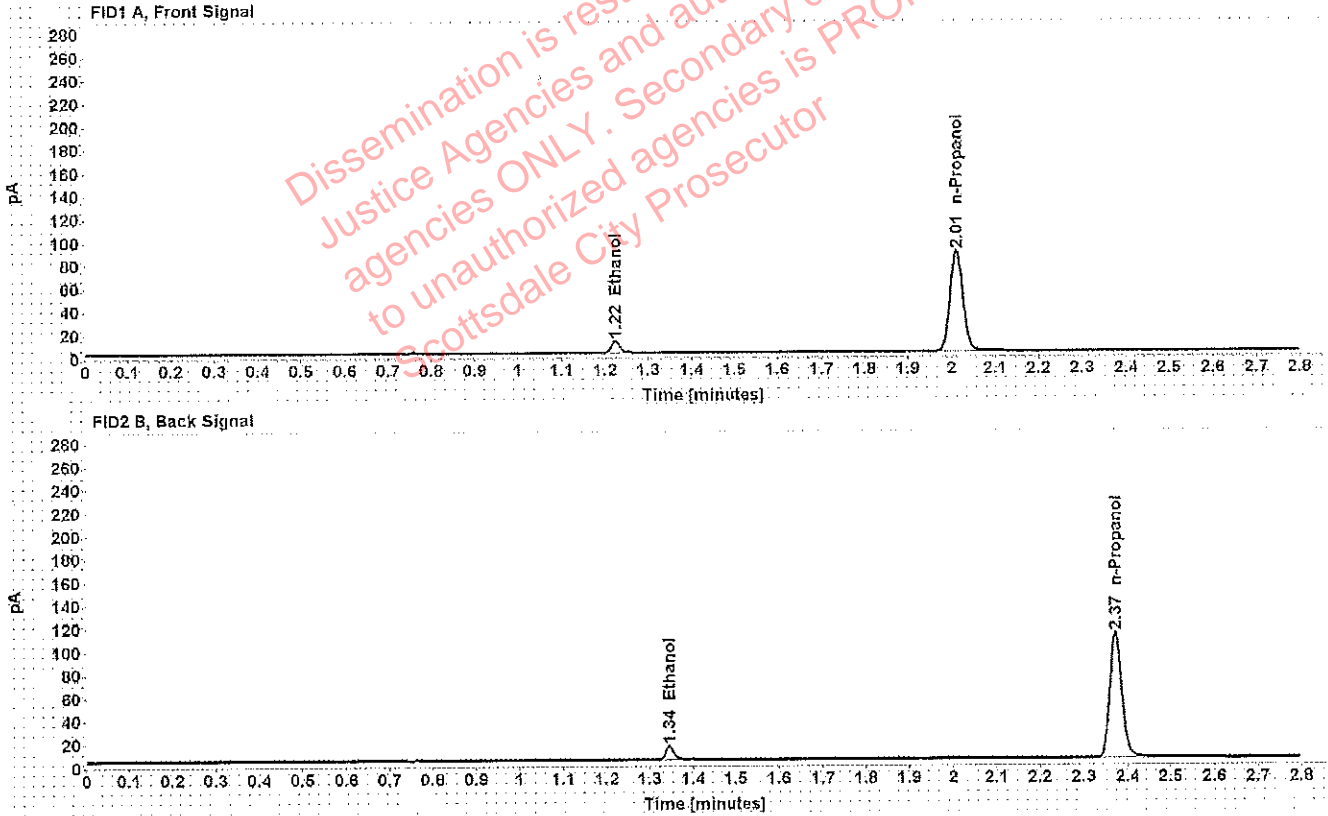


Table 1: FID 1 A (column DB-ALC1)

Compound	Time (min)	Peak Area
Ethanol	1.223	12.460
n-Propanol	2.011	177.909

Table 2: FID 2 B (column DB-ALC2)

Compound	Time (min)	Peak Area
Ethanol	1.345	14.590
n-Propanol	2.372	208.194

# Scottsdale Police Department Crime Lab Volatiles Analysis

WA

Sample: 0.100 Cerilliant FN06181501	Item number:
Injection date: 8/28/2018 10:38:31 AM	Vial: 2
Method: ethanol quant.M	Sequence: 28Aug18
Instrument: US14173023 CN14160045	Analyst: Adrian
Data file: C:\Chem32\1\Data\28Aug18\2.D	

Dissemination is restricted to Criminal Justice Agencies and authorized agencies ONLY. Secondary dissemination to unauthorized agencies is PROHIBITED. Scottsdale City Prosecutor

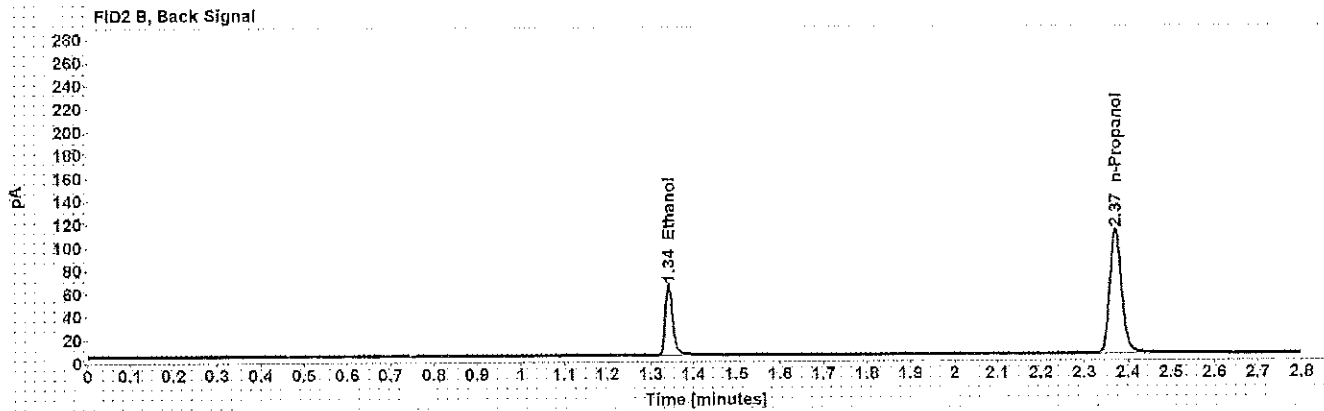
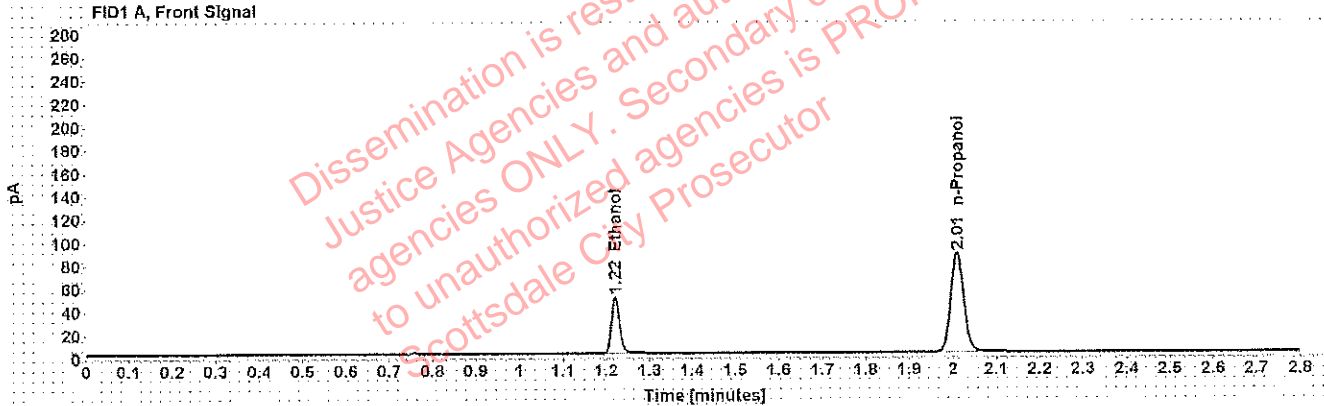


Table 1: FID 1 A (column DB-ALC1)

Compound	Time (min)	Peak Area
Ethanol	1.221	62.693
n-Propanol	2.010	176.535

Table 2: FID 2 B (column DB-ALC2)

Compound	Time (min)	Peak Area
Ethanol	1.341	74.729
n-Propanol	2.371	206.860

# Scottsdale Police Department Crime Lab Volatiles Analysis

WA

Sample: 0.200 Cerilliant FN07201502	Item number:
Injection date: 8/28/2018 10:42:32 AM	Vial: 3
Method: ethanol quant.M	Sequence: 28Aug18
Instrument: US14173023 CN14160045	Analyst: Adrian
Data file: C:\Chem32\1\Data\28Aug18\3.D	

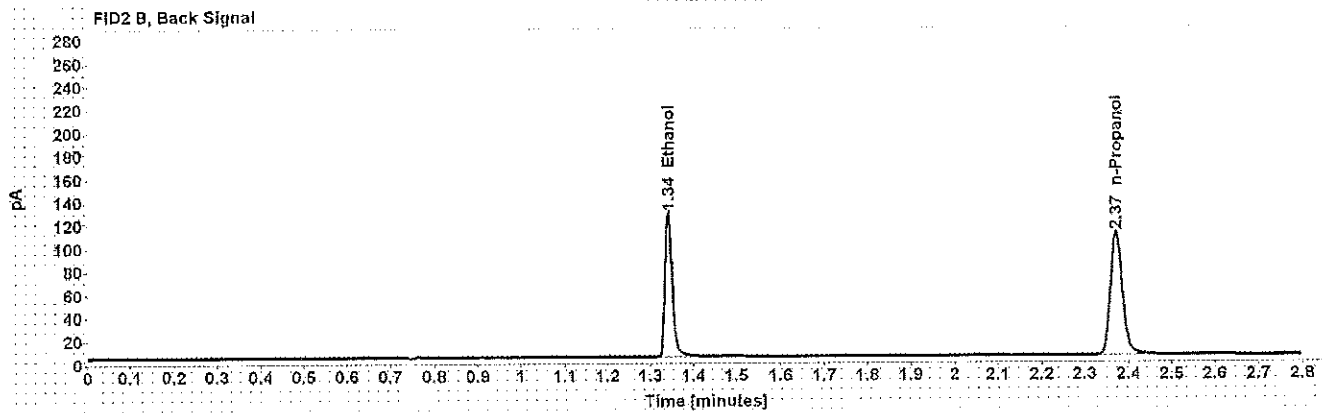
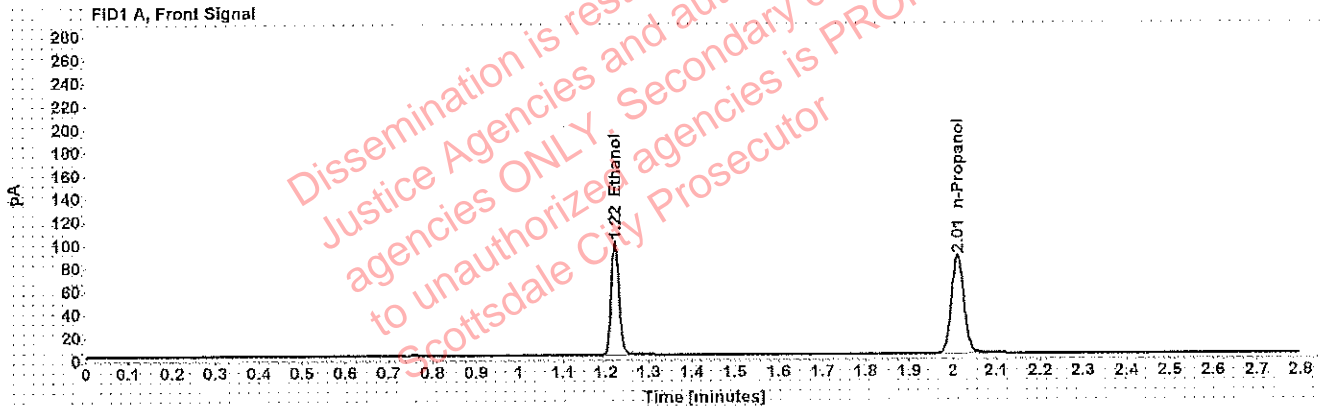


Table 1: FID 1 A (column DB-ALC1)

Compound	Time (min)	Peak Area
Ethanol	1.221	125.758
n-Propanol	2.011	174.309

Table 2: FID 2 B (column DB-ALC2)

Compound	Time (min)	Peak Area
Ethanol	1.342	149.879
n-Propanol	2.372	204.511

# Scottsdale Police Department Crime Lab Volatiles Analysis

WA

<b>Sample:</b> 0.400 Cerilliant FN11191402	<b>Item number:</b>
<b>Injection date:</b> 8/28/2018 10:46:31 AM	<b>Vial:</b> 4
<b>Method:</b> ethanol quant.M	<b>Sequence:</b> 28Aug18
<b>Instrument:</b> US14173023 CN14160045	<b>Analyst:</b> Adrian
<b>Data file:</b> C:\Chem32\1\Data\28Aug18\4.D	

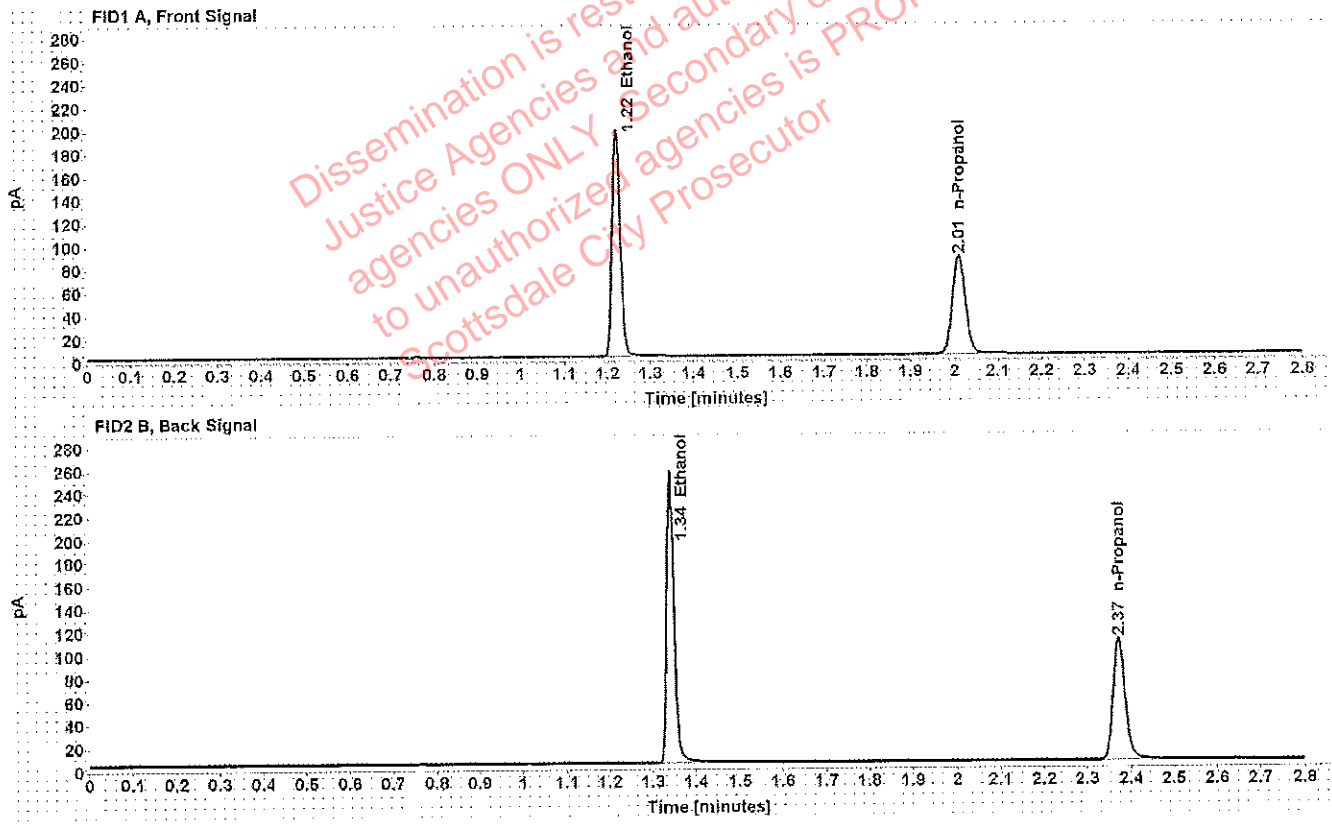


Table 1: FID 1 A (column DB-ALC1)

Compound	Time (min)	Peak Area
Ethanol	1.221	250.936
n-Propanol	2.011	173.273

Table 2: FID 2 B (column DB-ALC2)

Compound	Time (min)	Peak Area
Ethanol	1.341	301.016
n-Propanol	2.372	203.420

# Scottsdale Police Department Crime Lab Volatiles Analysis

WA

Sample: blank 081418	Item number:
Injection date: 8/28/2018 10:50:31 AM	Vial: 5
Method: ethanol quant.M	Sequence: 28Aug18
Instrument: US14173023 CN14160045	Analyst: Adrian
Data file: C:\Chem32\1\Data\28Aug18\5.D	

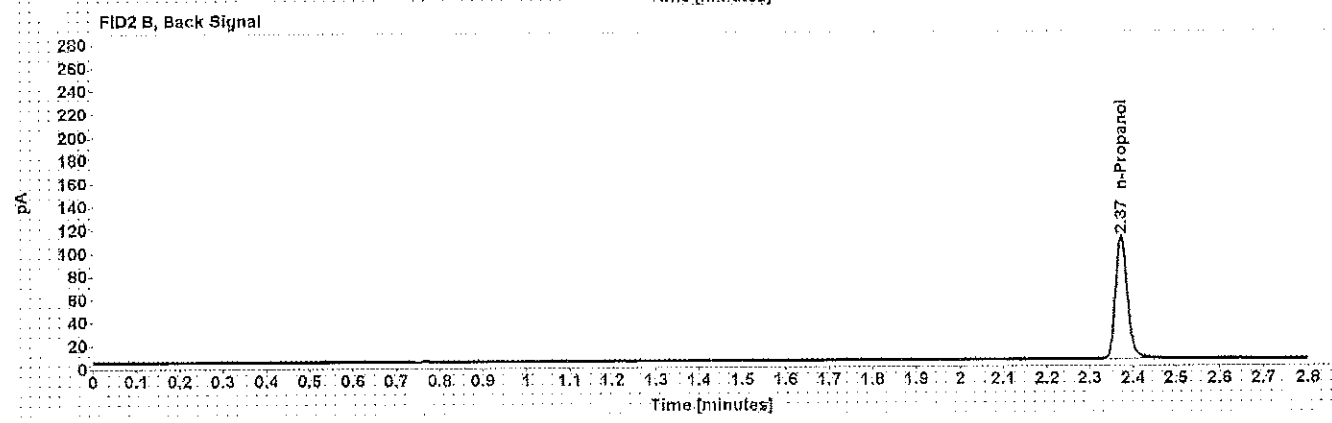
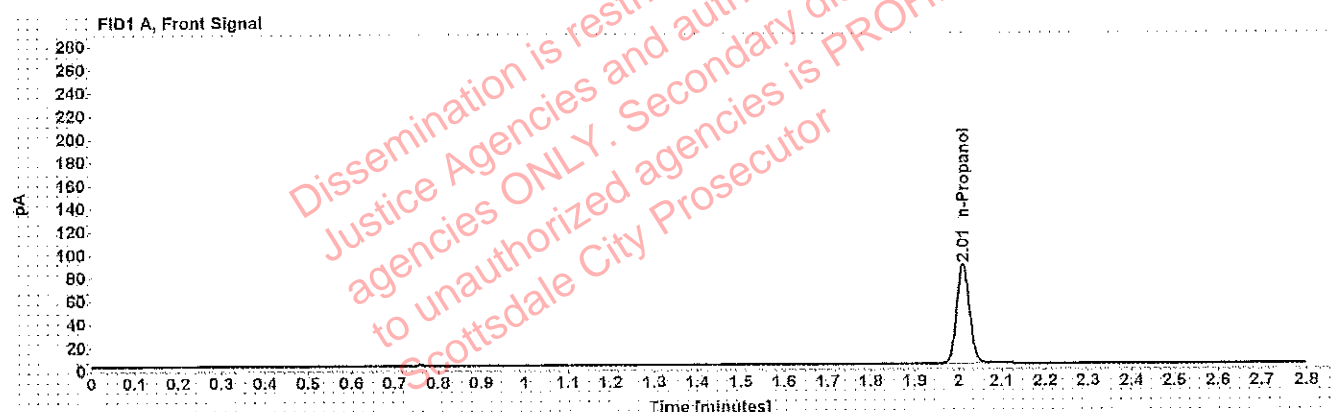


Table 1: FID 1 A (column DB-ALC1)

Compound	Amount (g/100mL)	Time (min)	Peak Area
n-Propanol	-----	2.011	175.508

Table 2: FID 2 B (column DB-ALC2)

Compound	Time (min)	Peak Area
n-Propanol	2.372	205.120



# Scottsdale Police Department Crime Lab Volatiles Analysis

WA

Sample: volatiles mix 020917 WLA	Item number:
Injection date: 8/28/2018 10:54:31 AM	Vial: 6
Method: ethanol quant.M	Sequence: 28Aug18
Instrument: US14173023 CN14160045	Analyst: Adrian
Data file: C:\Chem32\1\Data\28Aug18\6.D	

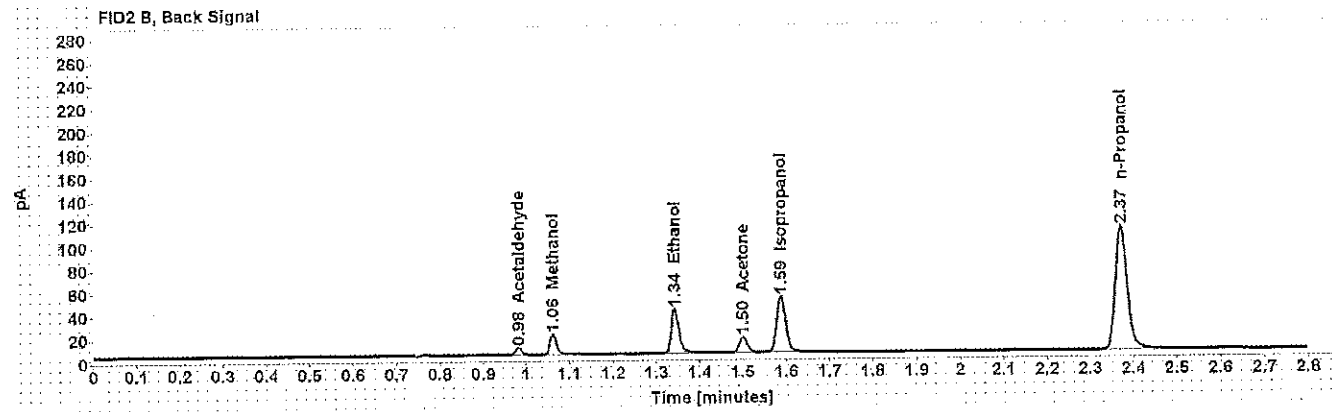
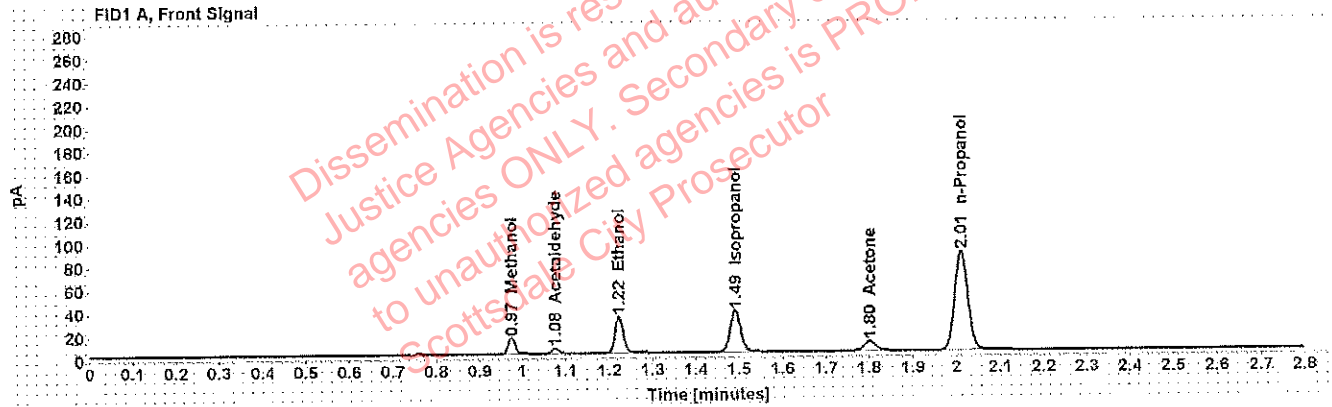


Table 1: FID 1 A (column DB-ALC1)

Compound	Amount (g/100mL)	Time (min)	Peak Area
Methanol	-----	0.974	15.453
Acetaldehyde	-----	1.076	4.413
>Ethanol	0.0648	1.222	40.353
Isopropanol	-----	1.490	58.485
Acetone	-----	1.801	14.466
n-Propanol	-----	2.010	175.053

Table 2: FID 2 B (column DB-ALC2)

Compound	Time (min)	Peak Area
Acetaldehyde	0.982	5.573
Methanol	1.062	18.559
Ethanol	1.342	47.528
Acetone	1.500	16.477
Isopropanol	1.588	69.893
n-Propanol	2.372	205.090



# Scottsdale Police Department Crime Lab Volatiles Analysis

WAS

Sample: 0.400 Lipomed 08012015-C	Item number:
Injection date: 8/28/2018 10:58:46 AM	Vial: 7
Method: ethanol quant.M	Sequence: 28Aug18
Instrument: US14173023 CN14160045	Analyst: Adrian
Data file: C:\Chem32\11\Data\28Aug18\7.D	

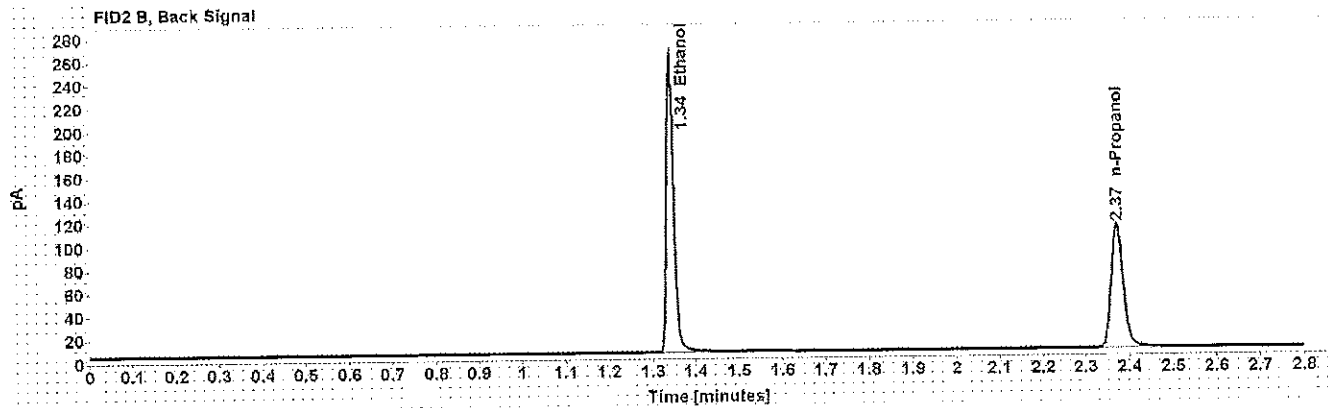
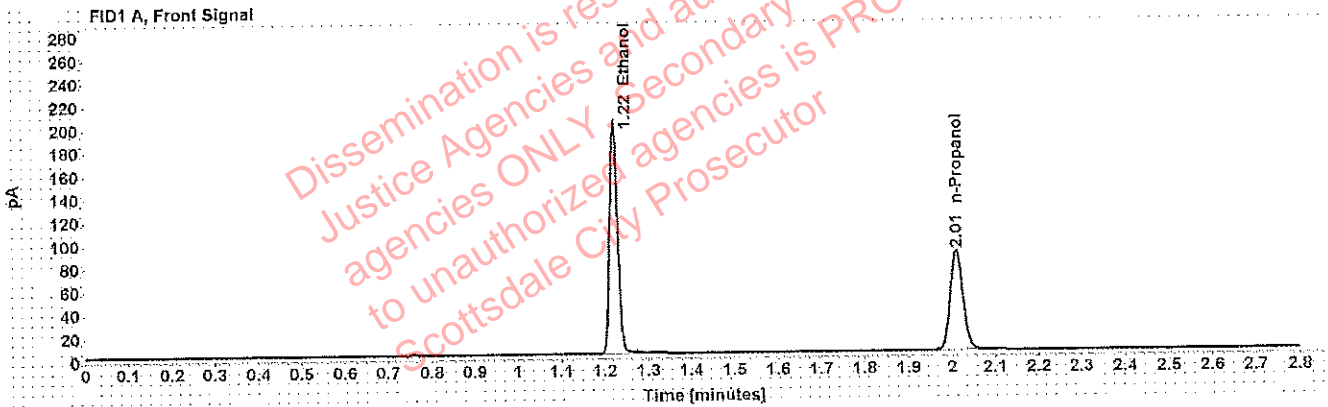


Table 1: FID 1 A (column DB-ALC1)

Compound	Amount (g/100mL)	Time (min)	Peak Area
>Ethanol	0.4019	1.221	256.144
n-Propanol	-----	2.011	176.107

Table 2: FID 2 B (column DB-ALC2)

Compound	Time (min)	Peak Area
Ethanol	1.341	306.774
n-Propanol	2.372	206.401

# Scottsdale Police Department Crime Lab Volatiles Analysis

WA

Sample: 0.040 Lipomed 09022015-A	Item number:
Injection date: 8/28/2018 11:02:48 AM	Vial: 8
Method: ethanol quant.M	Sequence: 28Aug18
Instrument: US14173023 CN14160045	Analyst: Adrian
Data file: C:\Chem32\1\Data\28Aug18\8.D	

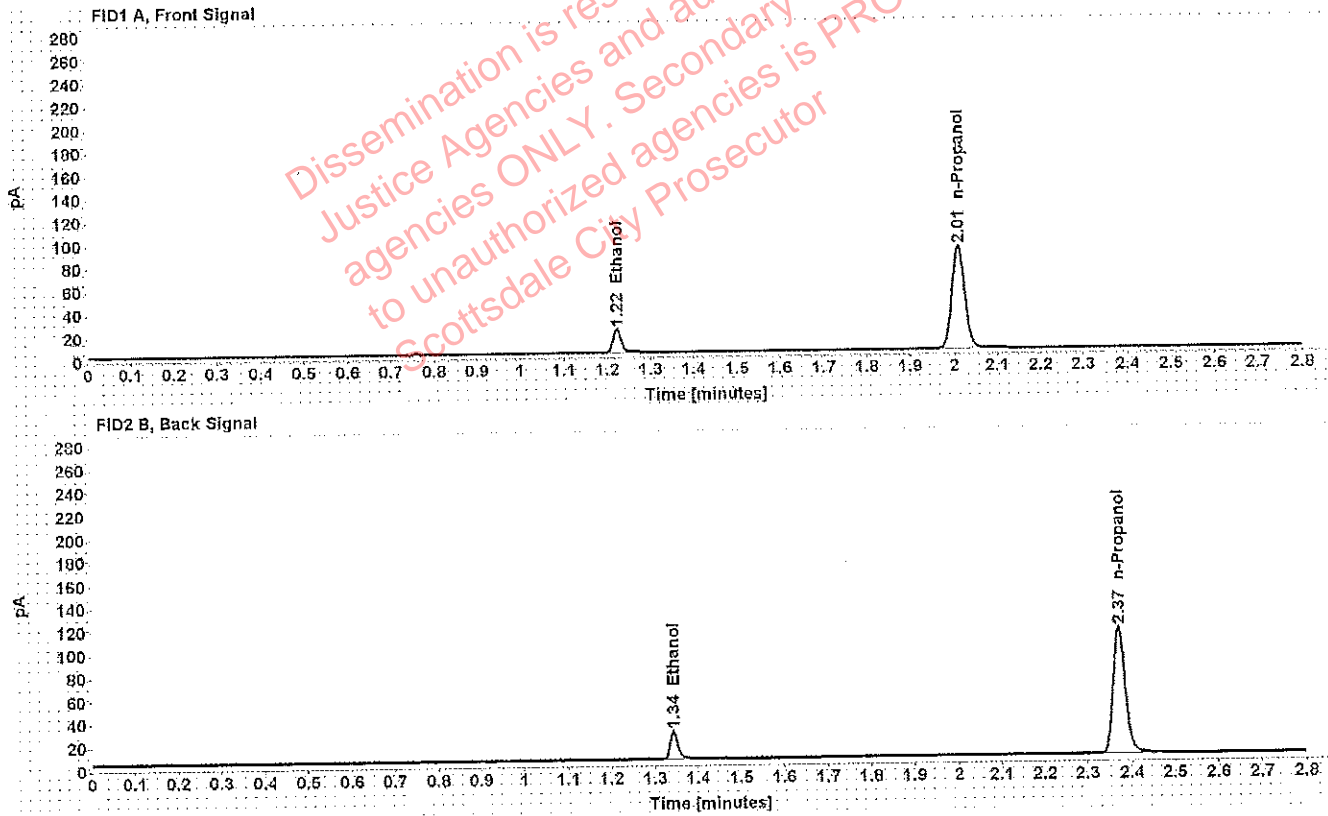


Table 1: FID 1 A (column DB-ALC1)

Compound	Amount (g/100mL)	Time (min)	Peak Area
>Ethanol	0.0403	1.222	25.575
n-Propanol	-----	2.010	181.025

Table 2: FID 2 B (column DB-ALC2)

Compound	Time (min)	Peak Area
Ethanol	1.343	29.855
n-Propanol	2.372	211.369

# Scottsdale Police Department Crime Lab Volatiles Analysis

WA

Sample: 0.198 ACQ 407041529/3	Item number:
Injection date: 8/28/2018 11:06:46 AM	Vial: 9
Method: ethanol quant.M	Sequence: 28Aug18
Instrument: US14173023 CN14160045	Analyst: Adrian
Data file: C:\Chem32\1\Data\28Aug18\9.D	

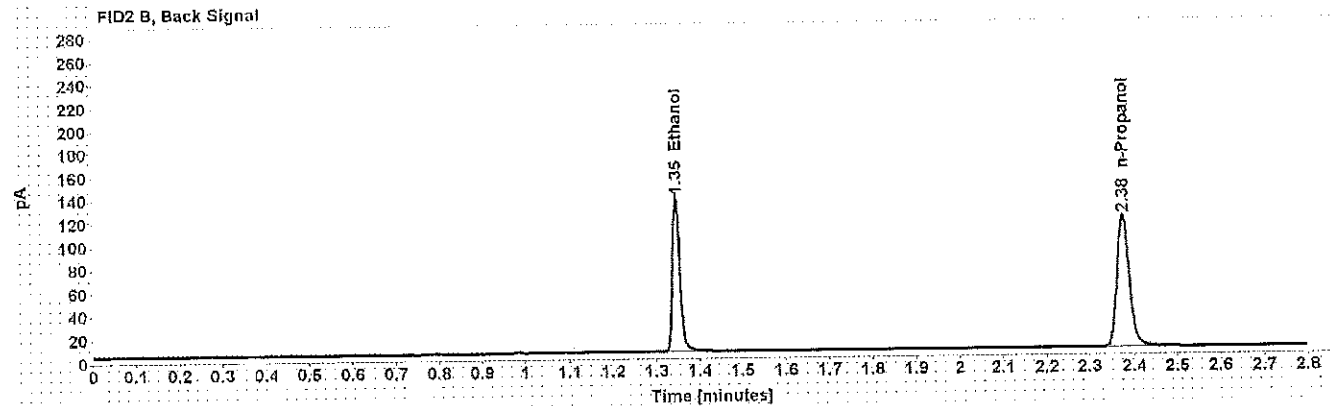
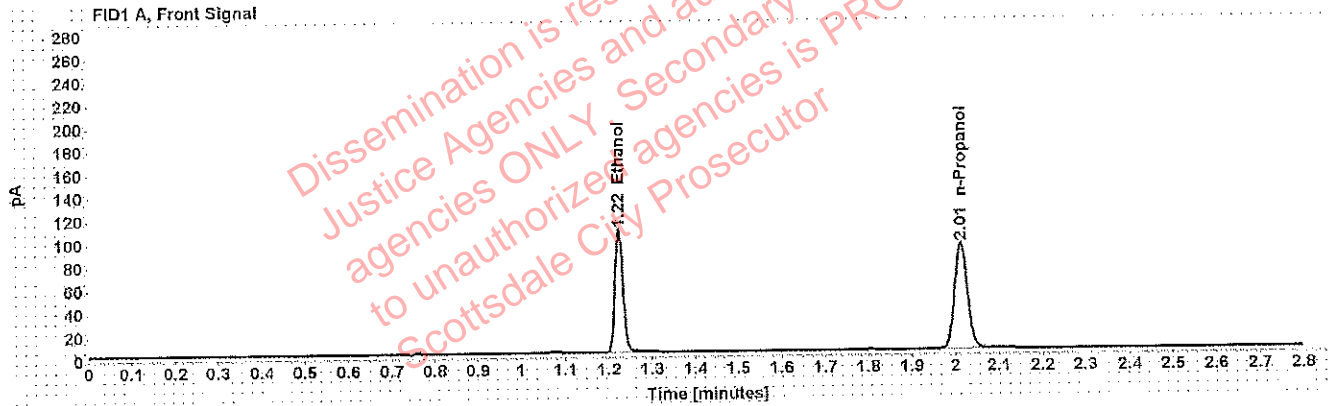


Table 1: FID 1 A (column DB-ALC1)

Compound	Amount (g/100mL)	Time (min)	Peak Area
>Ethanol	0.2020	1.224	136.296
n-Propanol	-----	2.013	187.020

Table 2: FID 2 B (column DB-ALC2)

Compound	Time (min)	Peak Area
Ethanol	1.345	161.994
n-Propanol	2.375	219.150

# Scottsdale Police Department Crime Lab Volatiles Analysis

WA

Sample: 0.080 Lipomed 28082014-B	Item number:
Injection date: 8/28/2018 11:51:17 AM	Vial: 20
Method: ethanol quant.M	Sequence: 28Aug18
Instrument: US14173023 CN14160045	Analyst: Adrian
Data file: C:\Chem32\1\Data\28Aug18\20.D	

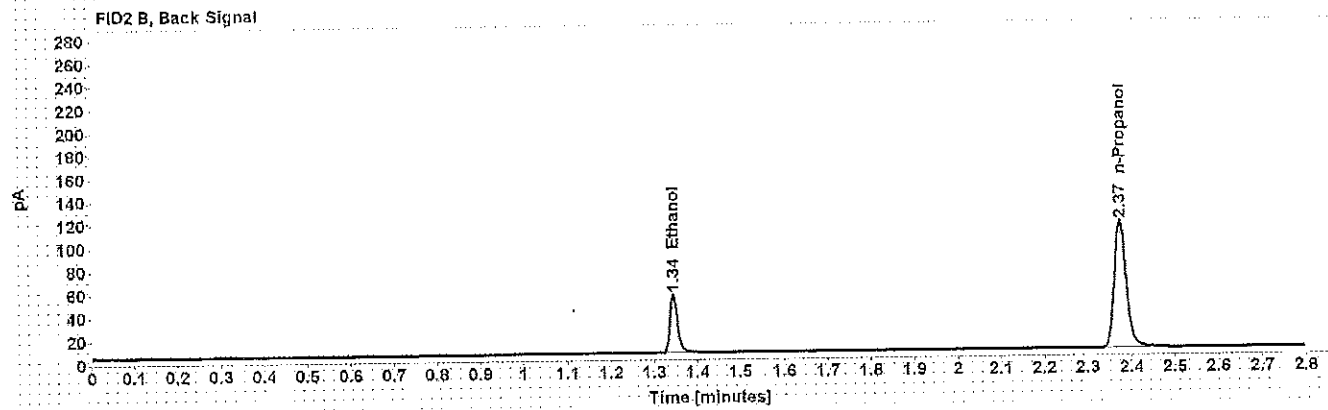
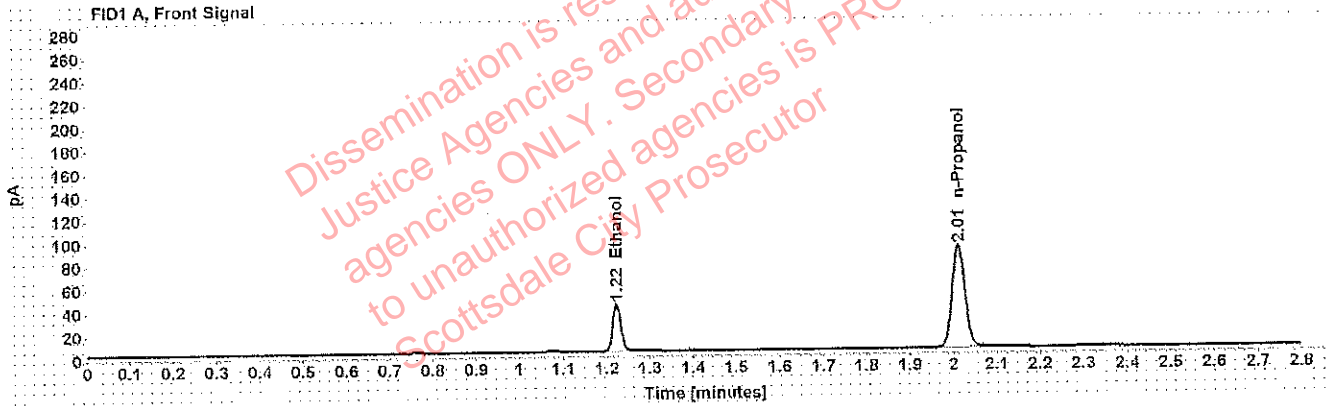


Table 1: FID 1 A (column DB-ALC1)

Compound	Amount (g/100mL)	Time (min)	Peak Area
>Ethanol	0.0815	1.223	52.628
n-Propanol	-----	2.012	180.820

Table 2: FID 2 B (column DB-ALC2)

Compound	Time (min)	Peak Area
Ethanol	1.344	62.102
n-Propanol	2.374	211.866

# Scottsdale Police Department Crime Lab Volatiles Analysis

WA

Sample: 0.150 Lipomed 09022015-C	Item number:
Injection date: 8/28/2018 12:35:46 PM	Vial: 31
Method: ethanol quant.M	Sequence: 28Aug18
Instrument: US14173023 CN14160045	Analyst: Adrian
Data file: C:\Chem32\1\Data\28Aug18\31.D	

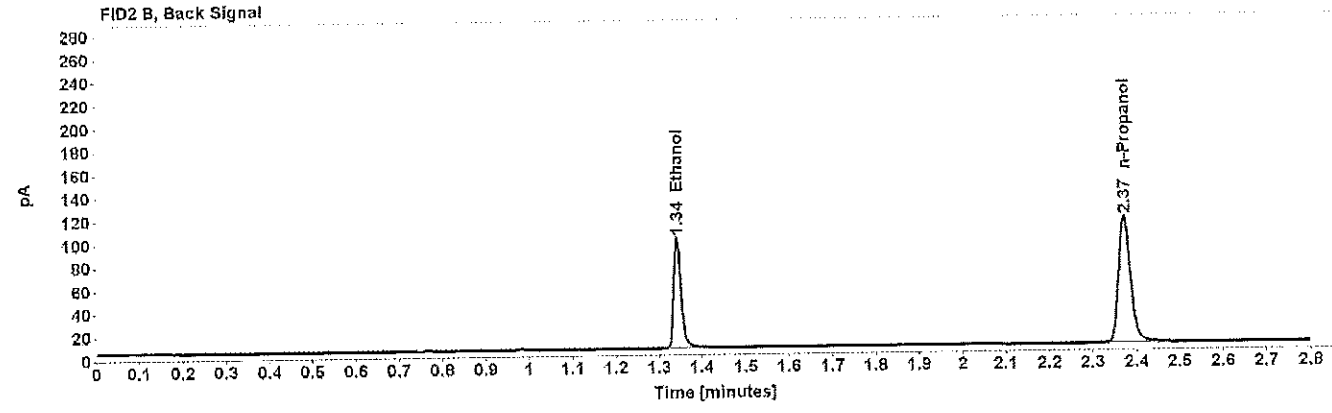
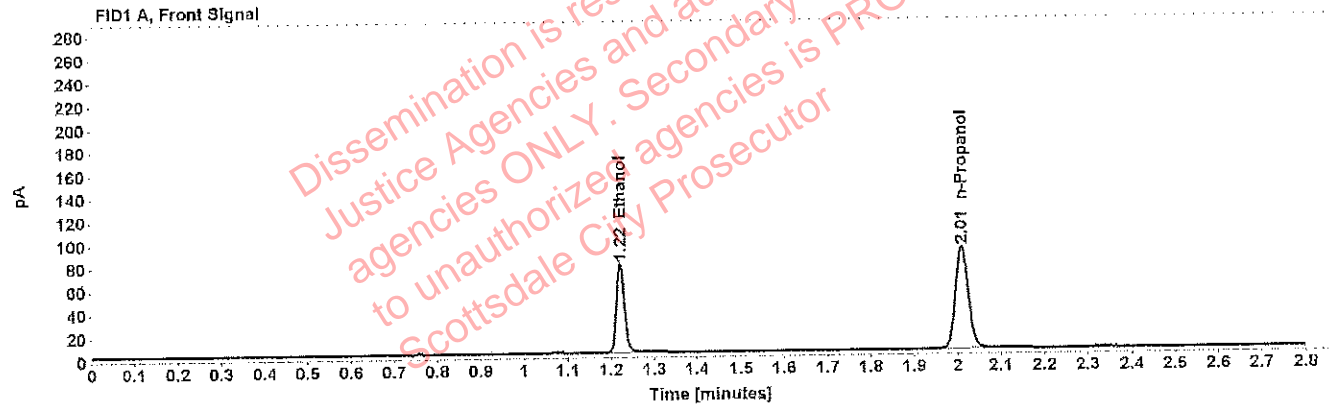


Table 1: FID 1 A (column DB-ALC1)

Compound	Amount (g/100mL)	Time (min)	Peak Area
>Ethanol	0.1517	1.222	98.155
n-Propanol	-----	2.011	179.805

Table 2: FID 2 B (column DB-ALC2)

Compound	Time (min)	Peak Area
Ethanol	1.342	116.723
n-Propanol	2.373	211.365

# Scottsdale Police Department Crime Lab Volatiles Analysis

LWA

Sample: 0.198 ACQ 407041529/3	Item number:
Injection date: 8/28/2018 1:20:00 PM	Vial: 42
Method: ethanol quant.M	Sequence: 28Aug18
Instrument: US14173023 CN14160045	Analyst: Adrian
Data file: C:\Chem32\1\Data\28Aug18\42.D	

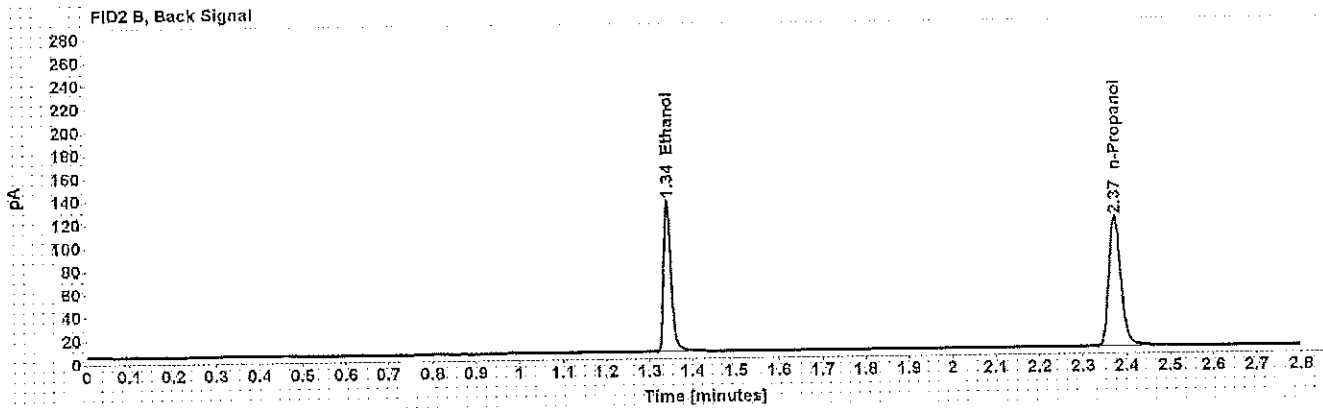
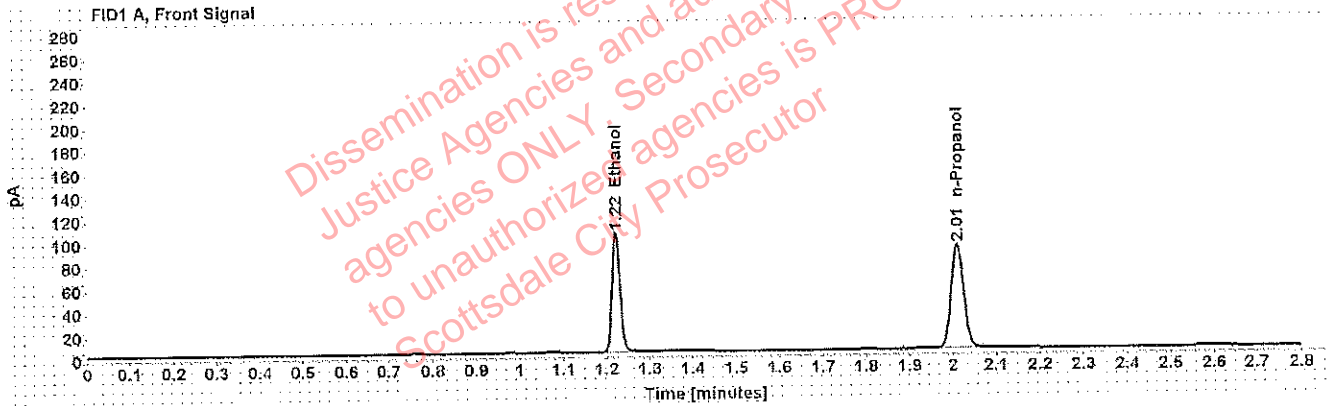


Table 1: FID 1 A (column DB-ALC1)

Compound	Amount (g/100mL)	Time (min)	Peak Area
>Ethanol	0.2001	1.222	132.809
n-Propanol	-----	2.011	184.028

Table 2: FID 2 B (column DB-ALC2)

Compound	Time (min)	Peak Area
Ethanol	1.343	158.584
n-Propanol	2.373	216.982

# Scottsdale Police Department Crime Lab Volatiles Analysis

WA

Sample: 0.080 Lipomed 28082014-B	Item number:
Injection date: 8/28/2018 2:04:31 PM	Vial: 53
Method: ethanol quant.M	Sequence: 28Aug18
Instrument: US14173023 CN14160045	Analyst: Adrian
Data file: C:\Chem32\1\Data\28Aug18\53.D	

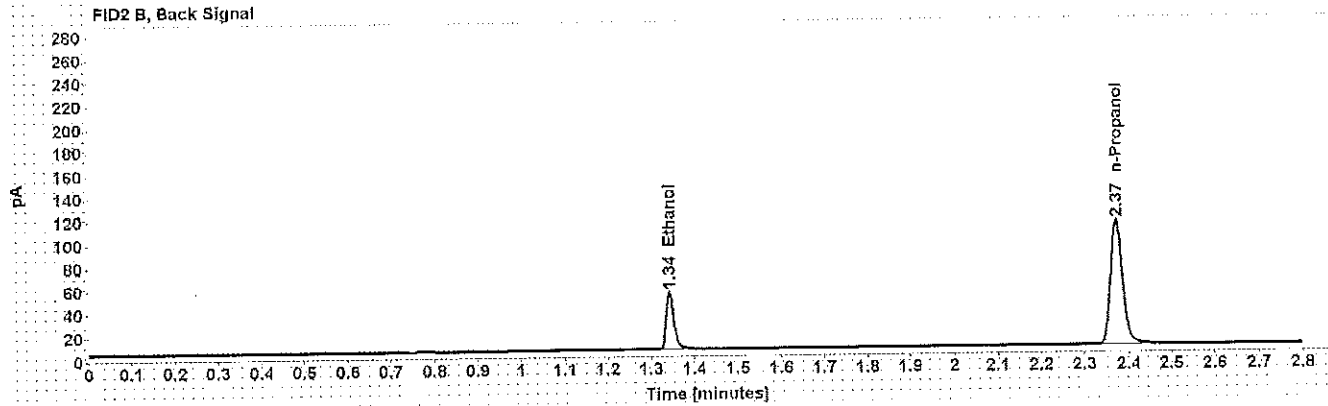
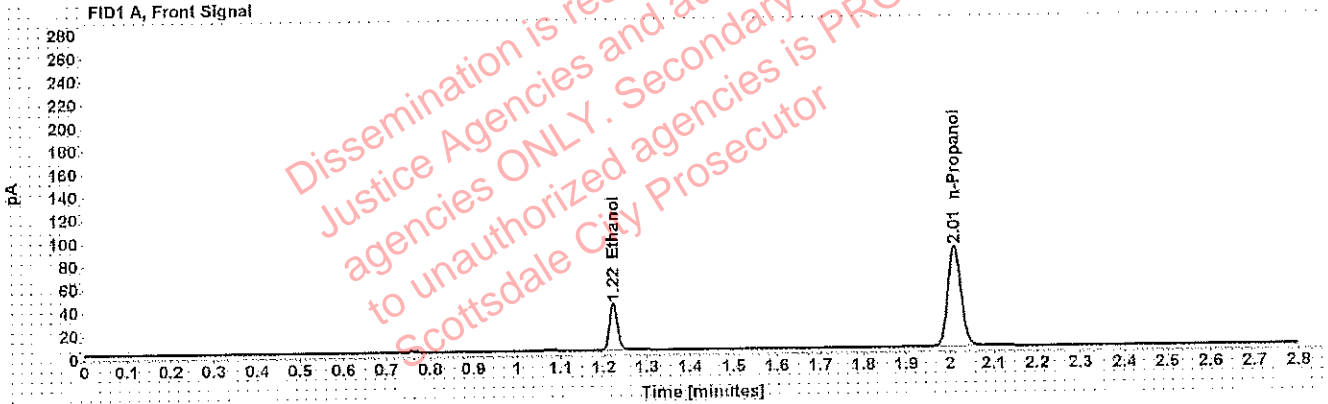


Table 1: FID 1 A (column DB-ALC1)

Compound	Amount (g/100mL)	Time (min)	Peak Area
>Ethanol	0.0815	1.223	51.473
n-Propanol	-----	2.011	176.945

Table 2: FID 2 B (column DB-ALC2)

Compound	Time (min)	Peak Area
Ethanol	1.343	60.906
n-Propanol	2.373	208.450



# Scottsdale Police Department Crime Lab Volatiles Analysis

Sample: 0.150 Lipomed 09022015-C	Item number:
Injection date: 8/28/2018 2:49:01 PM	Vial: 64
Method: ethanol quant.M	Sequence: 28Aug18
Instrument: US14173023 CN14160045	Analyst: Adrian
Data file: C:\Chem32\1\Data\28Aug18\64.D	

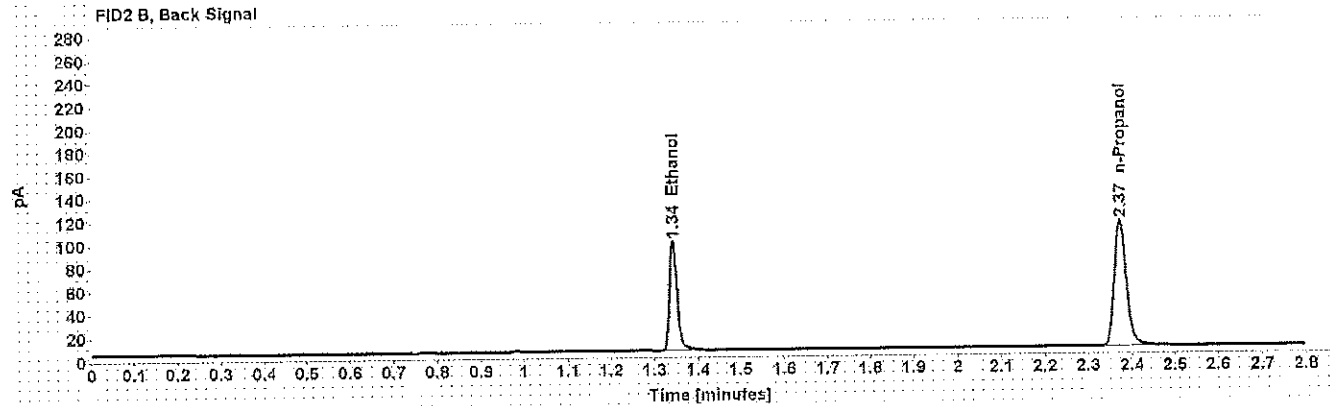
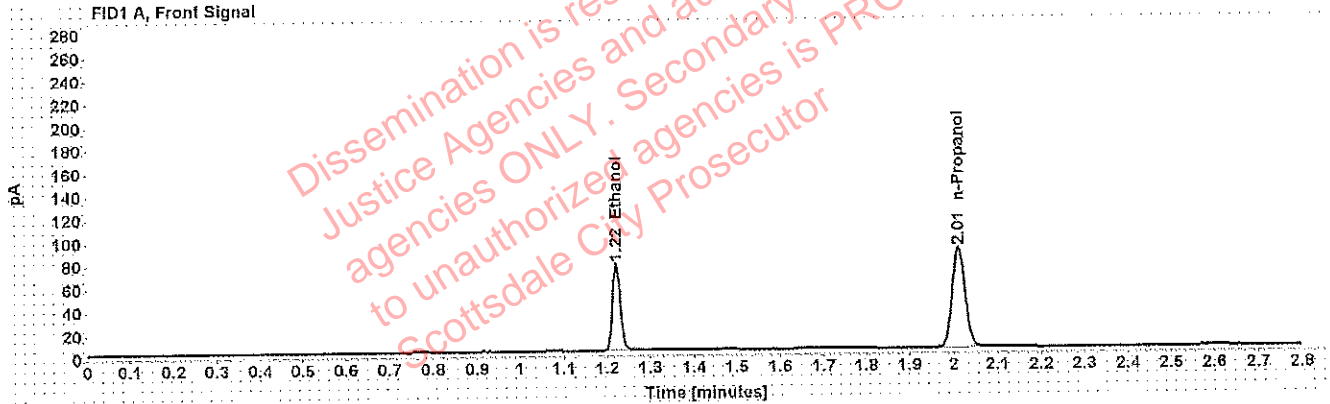


Table 1: FID 1 A (column DB-ALC1)

Compound	Amount (g/100mL)	Time (min)	Peak Area
>Ethanol	0.1520	1.222	96.821
n-Propanol	-----	2.011	176.949

Table 2: FID 2 B (column DB-ALC2)

Compound	Time (min)	Peak Area
Ethanol	1.343	115.745
n-Propanol	2.373	209.445

# Scottsdale Police Department Crime Lab Volatiles Analysis

WA

Sample: 0.198 ACQ 407041529/3	Item number:
Injection date: 8/28/2018 3:33:31 PM	Vial: 75
Method: ethanol quant.M	Sequence: 28Aug18
Instrument: US14173023 CN14160045	Analyst: Adrian
Data file: C:\Chem32\11\Data\28Aug18\75.D	

Dissemination is restricted to Criminal Justice Agencies and authorized ONLY to unauthorized agencies is PROHIBITED. Scottsdale City Prosecutor

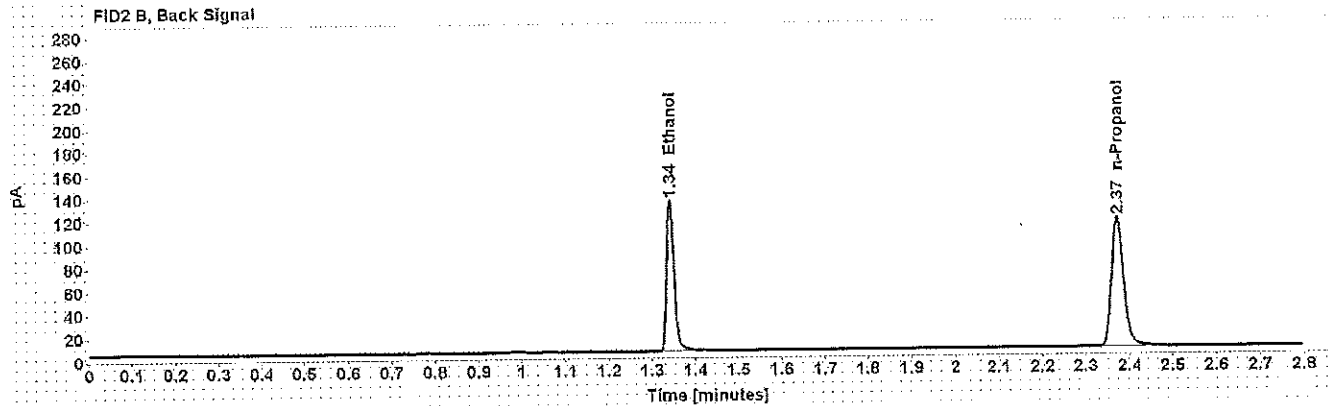
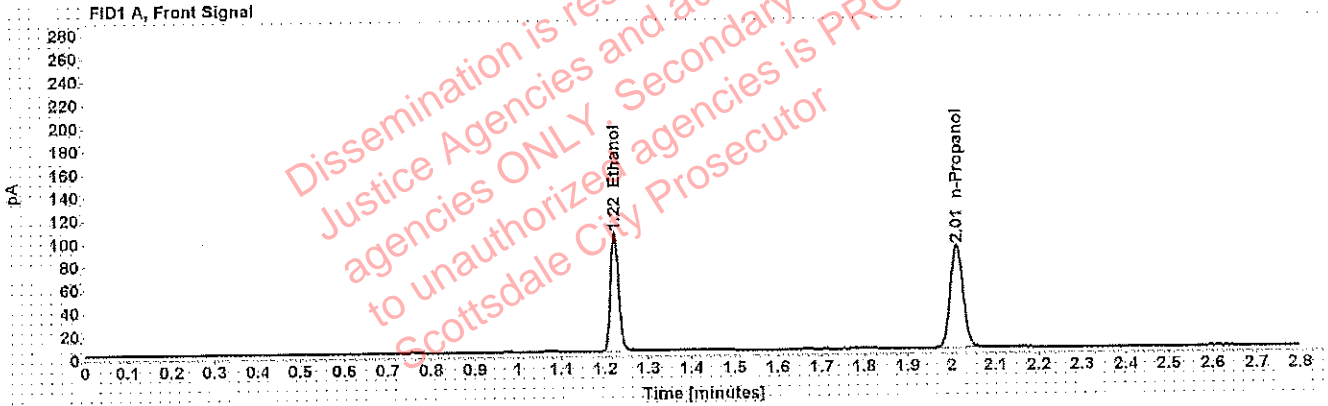


Table 1: FID 1 A (column DB-ALC1)

Compound	Amount (g/100mL)	Time (min)	Peak Area
>Ethanol	0.2009	1.222	131.486
n-Propanol	-----	2.011	181.502

Table 2: FID 2 B (column DB-ALC2)

Compound	Time (min)	Peak Area
Ethanol	1.342	157.510
n-Propanol	2.373	215.212

# Scottsdale Police Department Crime Lab Volatiles Analysis

WA

<b>Sample:</b> 0.080 Lipomed 28082014-B	<b>Item number:</b>
<b>Injection date:</b> 8/28/2018 4:18:01 PM	<b>Vial:</b> 86
<b>Method:</b> ethanol quant.M	<b>Sequence:</b> 28Aug18
<b>Instrument:</b> US14173023 CN14160045	<b>Analyst:</b> Adrian
<b>Data file:</b> C:\Chem32\1\Data\28Aug18\86.D	

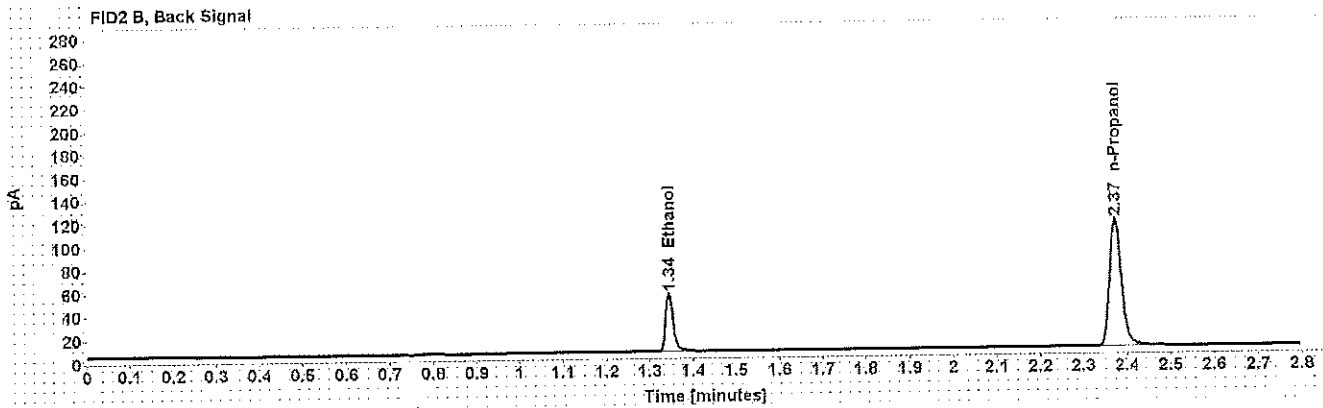
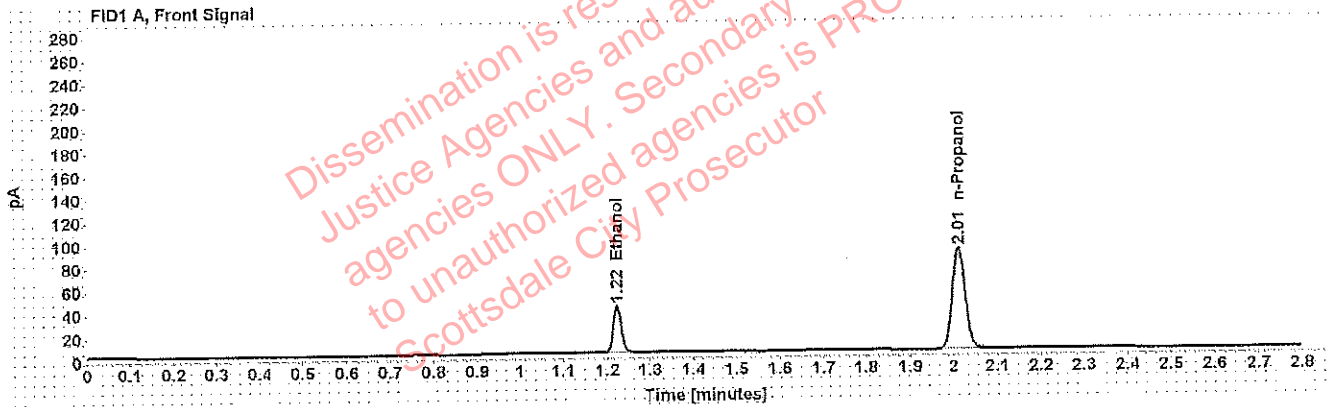


Table 1: FID 1 A (column DB-ALC1)

Compound	Amount (g/100mL)	Time (min)	Peak Area
>Ethanol	0.0814	1.223	52.204
n-Propanol	-----	2.012	179.605

Table 2: FID 2 B (column DB-ALC2)

Compound	Time (min)	Peak Area
Ethanol	1.344	62.050
n-Propanol	2.374	212.832

# Scottsdale Police Department Crime Lab Volatiles Analysis

WA

Sample: 0.40 Lipomed 08012015-C	Item number:
Injection date: 8/28/2018 4:46:16 PM	Vial: 93
Method: ethanol quant.M	Sequence: 28Aug18
Instrument: US14173023 CN14160045	Analyst: Adrian
Data file: C:\Chem32\1\Data\28Aug18\93.D	

Dissemination is restricted to Criminal Justice Agencies and authorized ONLY agencies ONLY secondary dissemination to unauthorized agencies is PROHIBITED. Scottsdale City Prosecutor

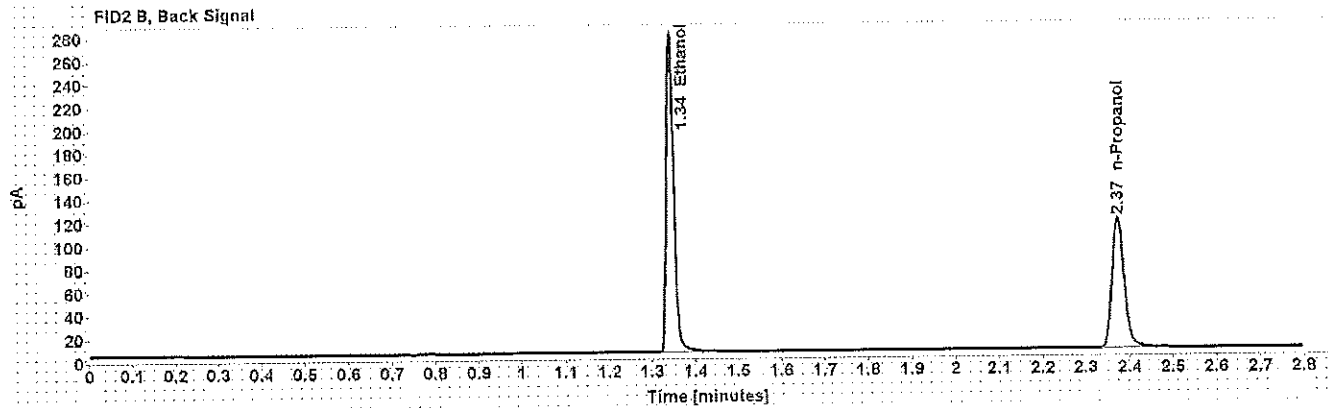
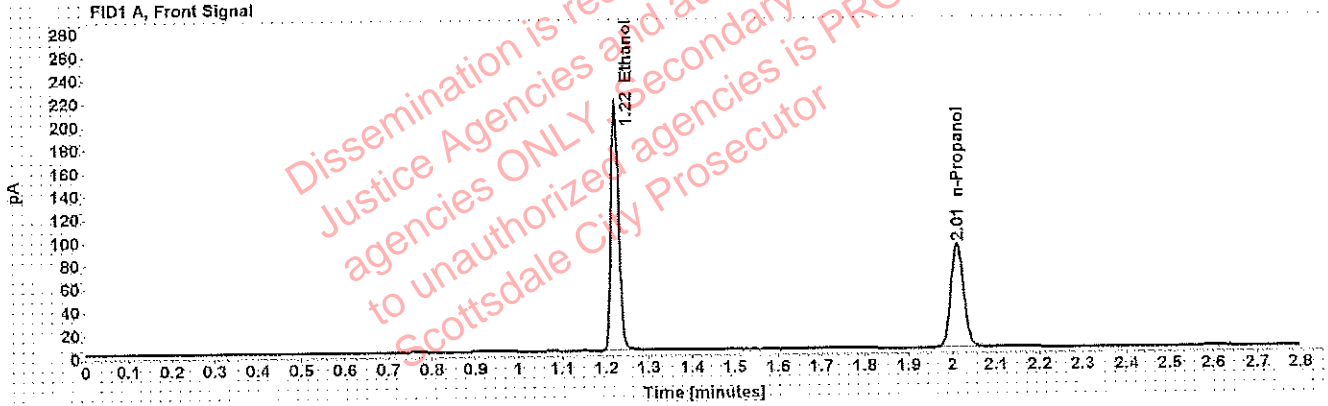


Table 1: FID 1 A (column DB-ALC1)

Compound	Amount (g/100mL)	Time (min)	Peak Area
>Ethanol	0.4108	1.222	272.250
n-Propanol	-----	2.012	183.121

Table 2: FID 2 B (column DB-ALC2)

Compound	Time (min)	Peak Area
Ethanol	1.342	328.743
n-Propanol	2.374	217.939

# Scottsdale Police Department Crime Lab Volatiles Analysis

Sample: 0.04 Lipomed 09022015-A	Item number: <span style="float: right;">114</span>
Injection date: 8/28/2018 4:50:16 PM	Vial: 94
Method: ethanol quant.M	Sequence: 28Aug18
Instrument: US14173023 CN14160045	Analyst: Adrian
Data file: C:\Chem32\11\Data\28Aug18\94.D	

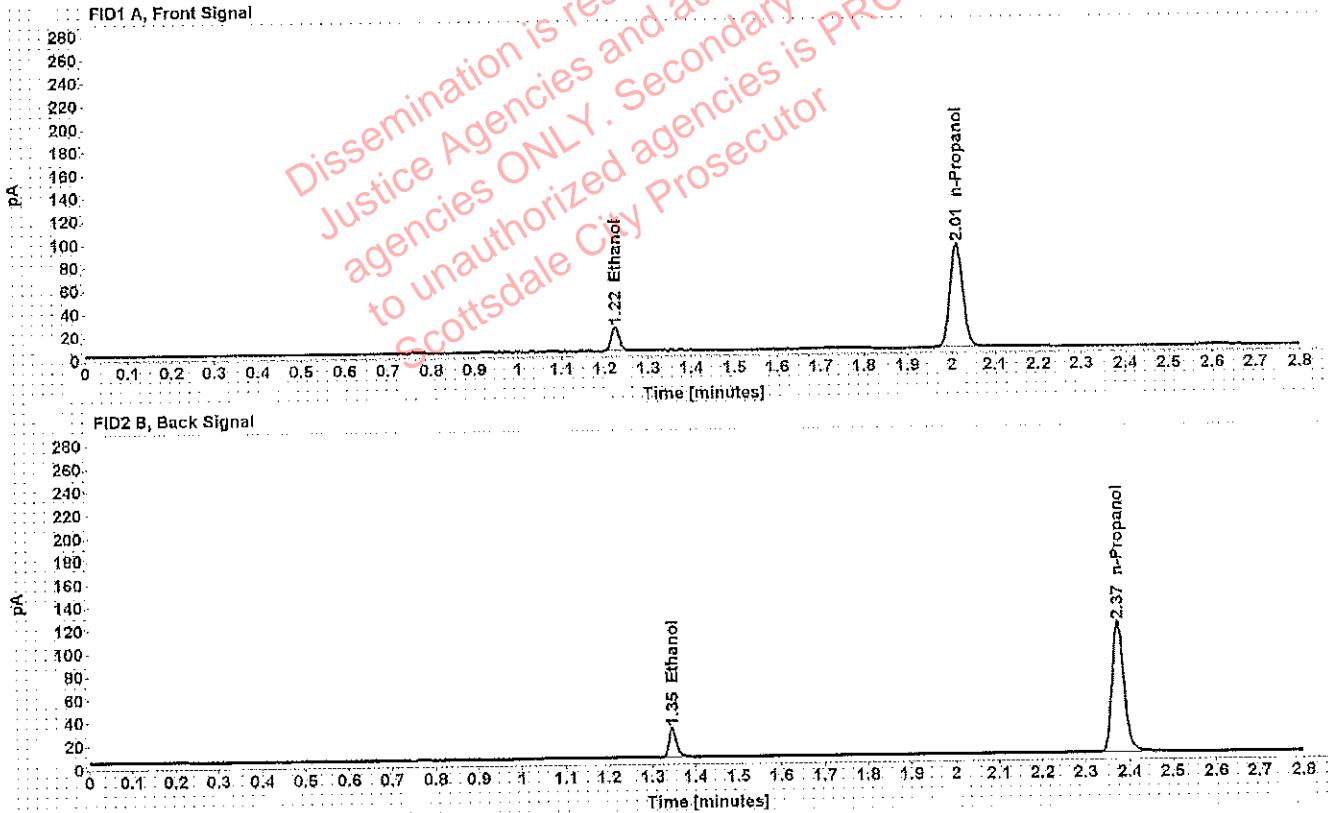


Table 1: FID 1 A (column DB-ALC1)

Compound	Amount (g/100mL)	Time (min)	Peak Area
>Ethanol	0.0411	1.224	26.377
n-Propanol	-----	2.012	182.701

Table 2: FID 2 B (column DB-ALC2)

Compound	Time (min)	Peak Area
Ethanol	1.345	31.028
n-Propanol	2.374	217.045

# Scottsdale Police Department Crime Lab Volatiles Analysis

WA

Sample: 0.198 ACQ 407041529/3	Item number:
Injection date: 8/28/2018 4:54:16 PM	Vial: 95
Method: ethanol quant.M	Sequence: 28Aug18
Instrument: US14173023 CN14160045	Analyst: Adrian
Data file: C:\Chem32\1\Data\28Aug18\95.D	

Dissemination is restricted to Criminal Justice Agencies and authorized Non-C.J. agencies ONLY. Secondary dissemination to unauthorized agencies is PROHIBITED. Scottsdale City Prosecutor

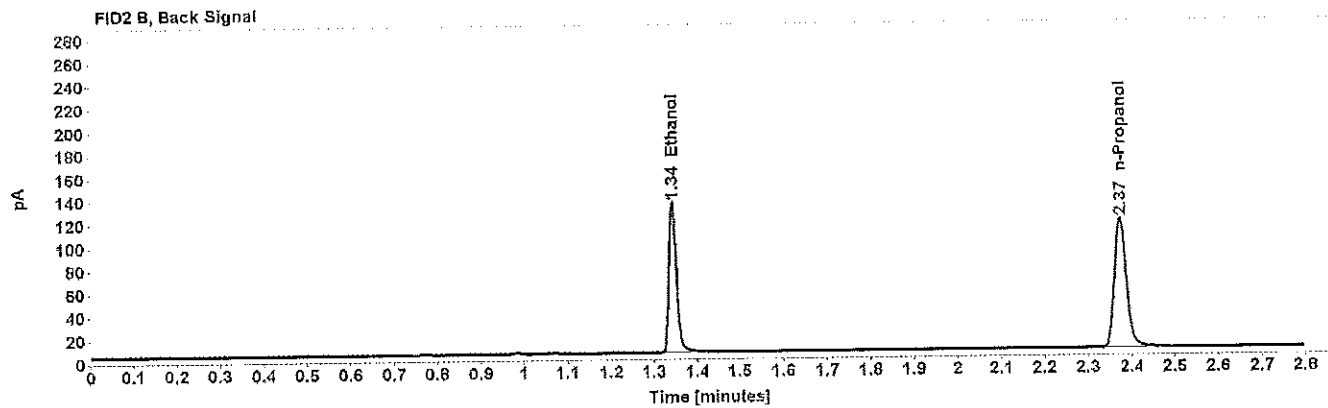
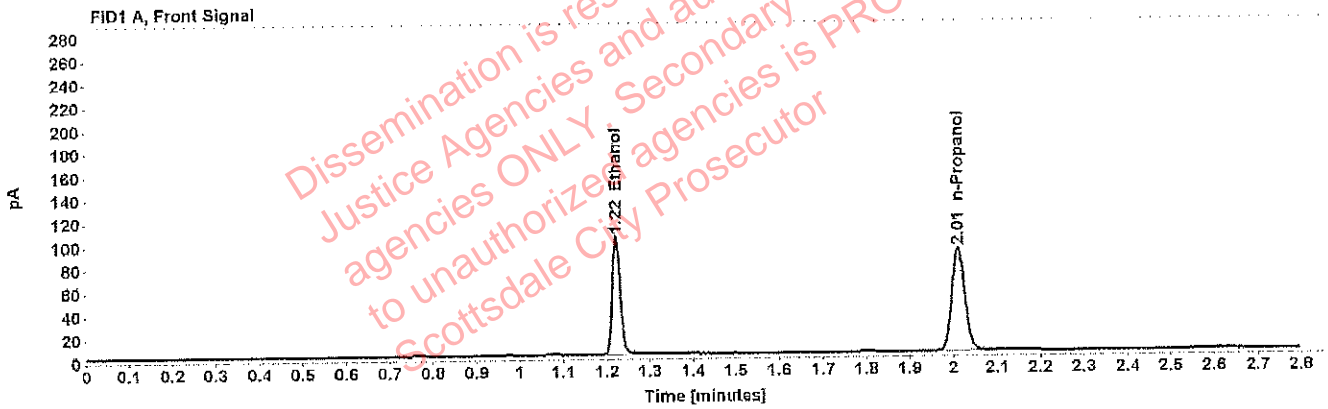


Table 1: FID 1 A (column DB-ALC1)

Compound	Amount (g/100mL)	Time (min)	Peak Area
>Ethanol	0.1998	1.222	131.409
n-Propanol	-----	2.011	182.391

Table 2: FID 2 B (column DB-ALC2)

Compound	Time (min)	Peak Area
Ethanol	1.343	157.727
n-Propanol	2.373	216.682

# Scottsdale Police Department Crime Lab Volatiles Analysis

WA

Sample: blank 081418	Item number:
Injection date: 8/28/2018 4:58:16 PM	Vial: 96
Method: ethanol quant.M	Sequence: 28Aug18
Instrument: US14173023 CN14160045	Analyst: Adrian
Data file: C:\Chem32\1\Data\28Aug18\96.D	

Dissemination is restricted to Criminal Justice Agencies and authorized Non-C.J. agencies ONLY. Secondary dissemination to unauthorized agencies is PROHIBITED. Scottsdale City Prosecutor

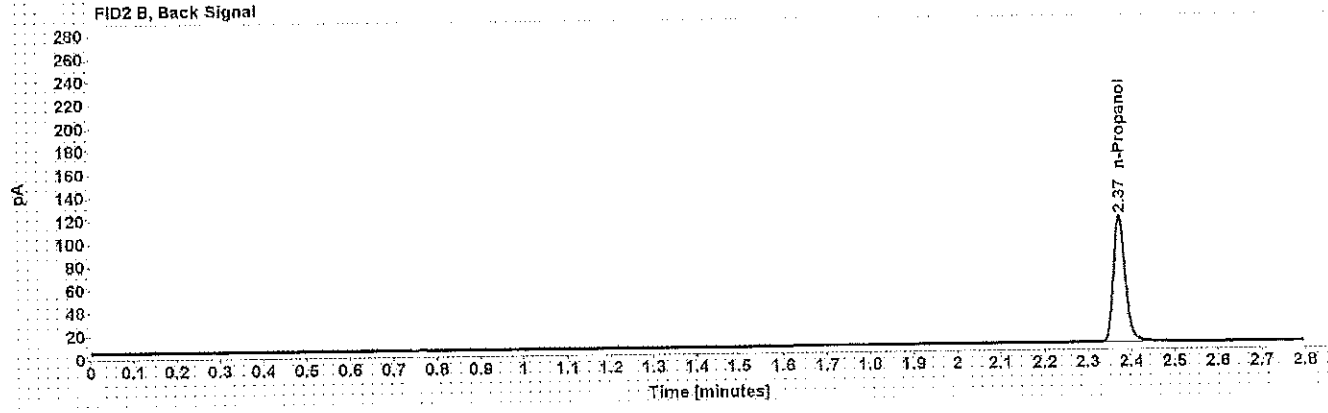
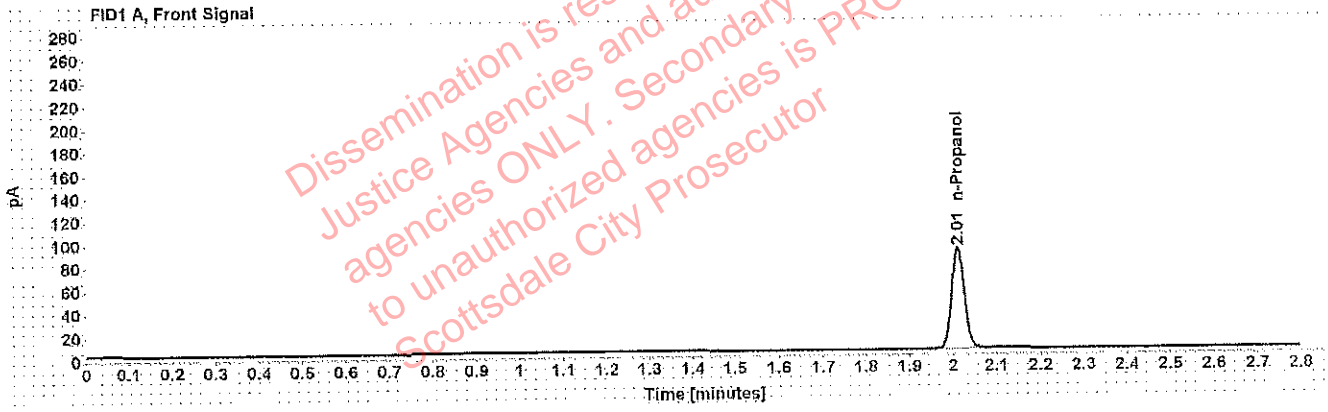


Table 1: FID 1 A (column DB-ALC1)

Compound	Amount (g/100mL)	Time (min)	Peak Area
n-Propanol	-----	2.011	178.226

Table 2: FID 2 B (column DB-ALC2)

Compound	Time (min)	Peak Area
n-Propanol	2.373	211.778



# Sequence Summary

WFA

Sequence name: 28Aug18      Instrument: US14173023 CN14160045      Analyst: Adrian

Vial	Sample	Type	Item Number	Method
1	0.020 Cerilliant FN03241604	Calibration		ethanol quant.M
2	0.100 Cerilliant FN06181501	Calibration		ethanol quant.M
3	0.200 Cerilliant FN07201502	Calibration		ethanol quant.M
4	0.400 Cerilliant FN11191402	Calibration		ethanol quant.M
5	blank 081418	Control		ethanol quant.M
6	volatiles mix 020917 WLA	Control		ethanol quant.M
7	0.400 Lipomed 08012015-C	Control		ethanol quant.M
8	0.040 Lipomed 09022015-A	Control		ethanol quant.M
9	0.198 ACQ 407041529/3	Control		ethanol quant.M
10		Sample	1206954	ethanol quant.M
11		Sample	1206954	ethanol quant.M
12		Sample	1227216	ethanol quant.M
13		Sample	1227216	ethanol quant.M
14		Sample	1224789	ethanol quant.M
15		Sample	1224789	ethanol quant.M
16		Sample	1228536	ethanol quant.M
17		Sample	1228536	ethanol quant.M
18		Sample	1225694	ethanol quant.M
19		Sample	1225694	ethanol quant.M
20	0.080 Lipomed 28082014-B	Control		ethanol quant.M
21		Sample	1224679	ethanol quant.M
22		Sample	1224679	ethanol quant.M
23		Sample	1225898	ethanol quant.M
24		Sample	1225898	ethanol quant.M
25		Sample	1225682	ethanol quant.M
26		Sample	1225682	ethanol quant.M
27		Sample	1224005	ethanol quant.M
28		Sample	1224005	ethanol quant.M
29		Sample	1224699	ethanol quant.M
30		Sample	1224699	ethanol quant.M
31	0.150 Lipomed 09022015-C	Control		ethanol quant.M
32		Sample	1225912	ethanol quant.M
33		Sample	1225912	ethanol quant.M
34		Sample	1228188	ethanol quant.M
35		Sample	1228188	ethanol quant.M
36		Sample	1228295	ethanol quant.M
37		Sample	1228295	ethanol quant.M
38		Sample	1197944	ethanol quant.M
39		Sample	1197944	ethanol quant.M
40		Sample	1210530	ethanol quant.M
41		Sample	1210530	ethanol quant.M
42	0.198 ACQ 407041529/3	Control		ethanol quant.M
43		Sample	1229378	ethanol quant.M
44		Sample	1229378	ethanol quant.M
45		Sample	1203070	ethanol quant.M
46		Sample	1203070	ethanol quant.M
47		Sample	1207752	ethanol quant.M

# Sequence Summary

WA

48		Sample	1207752	ethanol quant.M
49		Sample	1227214	ethanol quant.M
50		Sample	1227214	ethanol quant.M
51		Sample	1226032	ethanol quant.M
52		Sample	1226032	ethanol quant.M
53	0.080 Lipomed 28082014-B	Control		ethanol quant.M
54		Sample	1227100	ethanol quant.M
55		Sample	1227100	ethanol quant.M
56		Sample	1230233	ethanol quant.M
57		Sample	1230233	ethanol quant.M
58		Sample	1230417	ethanol quant.M
59		Sample	1230417	ethanol quant.M
60		Sample	1217535	ethanol quant.M
61		Sample	1217535	ethanol quant.M
62		Sample	1188200	ethanol quant.M
63		Sample	1188200	ethanol quant.M
64	0.150 Lipomed 09022015-C	Control		ethanol quant.M
65		Sample	1229282	ethanol quant.M
66		Sample	1229282	ethanol quant.M
67		Sample	1227754	ethanol quant.M
68		Sample	1227754	ethanol quant.M
69		Sample	1202943	ethanol quant.M
70		Sample	1202943	ethanol quant.M
71		Sample	1213879	ethanol quant.M
72		Sample	1213879	ethanol quant.M
73		Sample	1206886	ethanol quant.M
74		Sample	1206886	ethanol quant.M
75	0.198 ACQ 407041529/3	Control		ethanol quant.M
76		Sample	1228013	ethanol quant.M
77		Sample	1228013	ethanol quant.M
78		Sample	1227457	ethanol quant.M
79		Sample	1227457	ethanol quant.M
80		Sample	1227406	ethanol quant.M
81		Sample	1227406	ethanol quant.M
82		Sample	1227356	ethanol quant.M
83		Sample	1227356	ethanol quant.M
84		Sample	1227870	ethanol quant.M
85		Sample	1227870	ethanol quant.M
86	0.080 Lipomed 28082014-B	Control		ethanol quant.M
87		Sample	1206710	ethanol quant.M
88		Sample	1206710	ethanol quant.M
89		Sample	1211660	ethanol quant.M
90		Sample	1211660	ethanol quant.M
91		Sample		ethanol quant.M
92		Sample		ethanol quant.M
93	0.40 Lipomed 08012015-C	Control		ethanol quant.M
94	0.04 Lipomed 09022015-A	Control		ethanol quant.M
95	0.198 ACQ 407041529/3	Control		ethanol quant.M
96	blank 081418	Control		ethanol quant.M

# Scottsdale Police Department Crime Laboratory Summary of Cases

WA

SEQUENCE NAME: 28Aug18

ANALYST: Adrian

Vials	Test 1 (g/dL)	Test 2 (g/dL)	Mean (g/dL)	Percent Difference*	Absolute Difference (g/dL)*
10 11	0.1054	0.1046	0.10500	0.38	0.00040
12 13	0.0608	0.0613	0.06105	0.41	0.00025
14 15	0.0320	0.0319	0.03195	0.16	0.00005
16 17	0.0000	0.0000	0.00000	0.00	0.00000
18 19	0.2658	0.2680	0.26690	0.41	0.00110
21 22	0.2516	0.2524	0.25200	0.16	0.00040
23 24	0.1554	0.1534	0.15440	0.65	0.00100
25 26	0.1485	0.1480	0.14825	0.17	0.00025
27 28	0.1919	0.1890	0.19045	0.76	0.00145
29 30	0.1666	0.1683	0.16745	0.51	0.00085
32 33	0.2337	0.2303	0.23200	0.73	0.00170
34 35	0.0450	0.0451	0.04505	0.11	0.00005
36 37	0.0641	0.0639	0.06400	0.16	0.00010
38 39	0.2391	0.2384	0.23875	0.15	0.00035
40 41	0.1605	0.1612	0.16085	0.22	0.00035
43 44	0.3055	0.3120	0.30875	1.05	0.00325
45 46	0.1664	0.1687	0.16755	0.69	0.00115
47 48	0.1805	0.1839	0.18220	0.93	0.00170
49 50	0.1590	0.1622	0.16060	1.00	0.00160
51 52	0.2344	0.2331	0.23375	0.28	0.00065
54 55	0.1321	0.1327	0.13240	0.23	0.00030
56 57	0.2047	0.2027	0.20370	0.49	0.00100
58 59	0.2578	0.2578	0.25780	0.00	0.00000
60 61	0.2387	0.2390	0.23885	0.06	0.00015
62 63	0.1705	0.1718	0.17115	0.38	0.00065
65 66	0.0866	0.0866	0.08660	0.00	0.00000
67 68	0.3145	0.3147	0.31460	0.03	0.00010
69 70	0.1044	0.1048	0.10460	0.19	0.00020
71 72	0.1393	0.1371	0.13820	0.80	0.00110
73 74	0.1245	0.1254	0.12495	0.36	0.00045
76 77	0.1671	0.1675	0.16730	0.12	0.00020
78 79	0.1555	0.1563	0.15590	0.26	0.00040
80 81	0.2204	0.2193	0.21985	0.25	0.00055
82 83	0.0837	0.0835	0.08360	0.12	0.00010
84 85	0.1063	0.1069	0.10660	0.28	0.00030
87 88	0.1469	0.1479	0.14740	0.34	0.00050
89 90	0.1644	0.1644	0.16440	0.00	0.00000
91 92	0.2013	0.2061	0.20370	1.18	0.00240

\*Calculated differences are differences from the mean of the two results.

## Scottsdale Police Department Crime Lab Volatiles Analysis

Sample: [REDACTED]	Item number: 1206954
Injection date: 8/28/2018 11:10:46 AM	Vial: 10
Method: ethanol quant.M	Sequence: 28Aug18
Instrument: US14173023 CN14160045	Analyst: Adrian
Data file: C:\Chem32\1\Data\28Aug18\10.D	

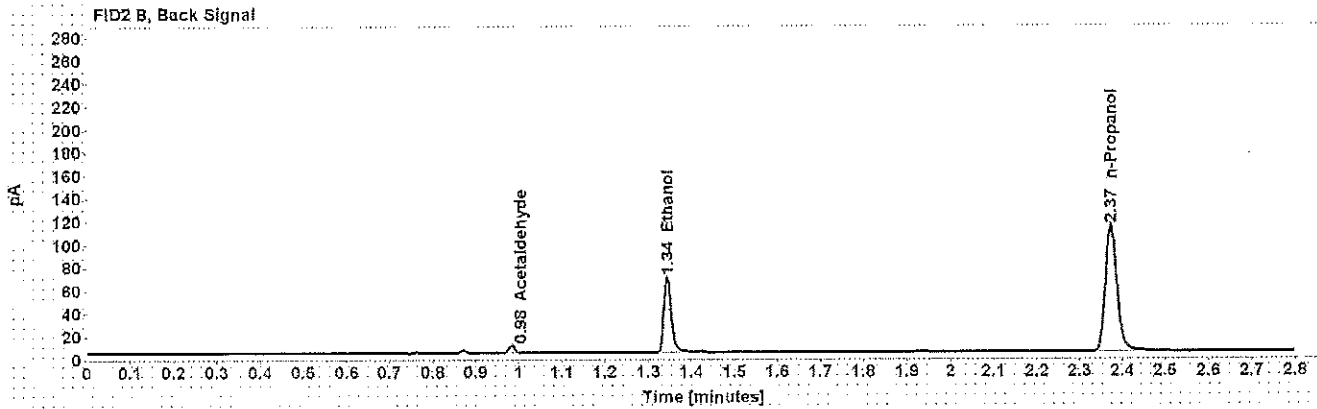
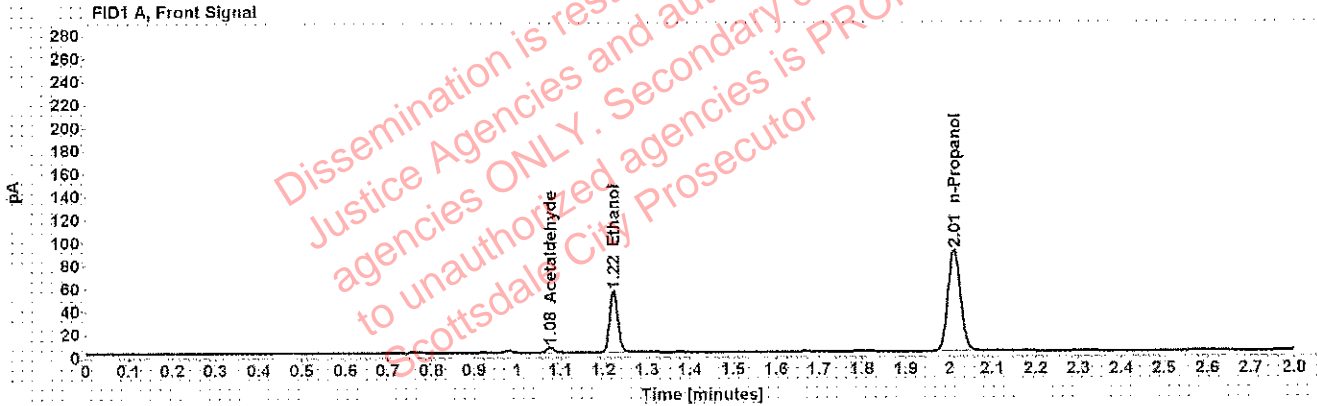


Table 1: FID 1 A (column DB-ALC1)

Compound	Amount (g/100mL)	Time (min)	Peak Area
Acetaldehyde	-----	1.076	4.681
>Ethanol	0.1054	1.223	68.128
n-Propanol	-----	2.012	180.308

Table 2: FID 2 B (column DB-ALC2)

Compound	Time (min)	Peak Area
Acetaldehyde	0.983	5.844
Ethanol	1.344	79.921
n-Propanol	2.374	211.721

## Scottsdale Police Department Crime Lab Volatiles Analysis

Sample: [REDACTED]	Item number: 1206954
Injection date: 8/28/2018 11:14:46 AM	Vial: 11
Method: ethanol quant.M	Sequence: 28Aug18
Instrument: US14173023 CN14160045	Analyst: Adrian
Data file: C:\Chem32\1\Data\28Aug18\11.D	

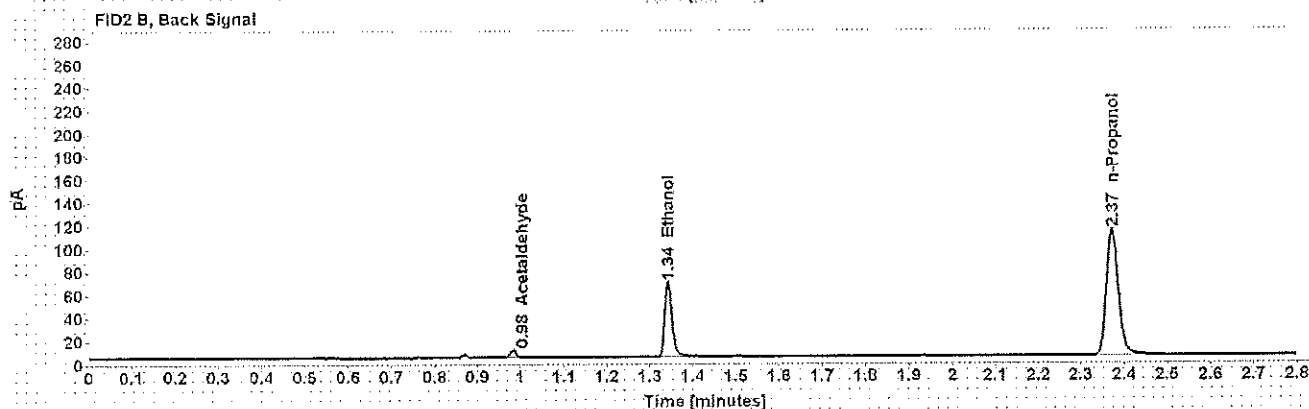
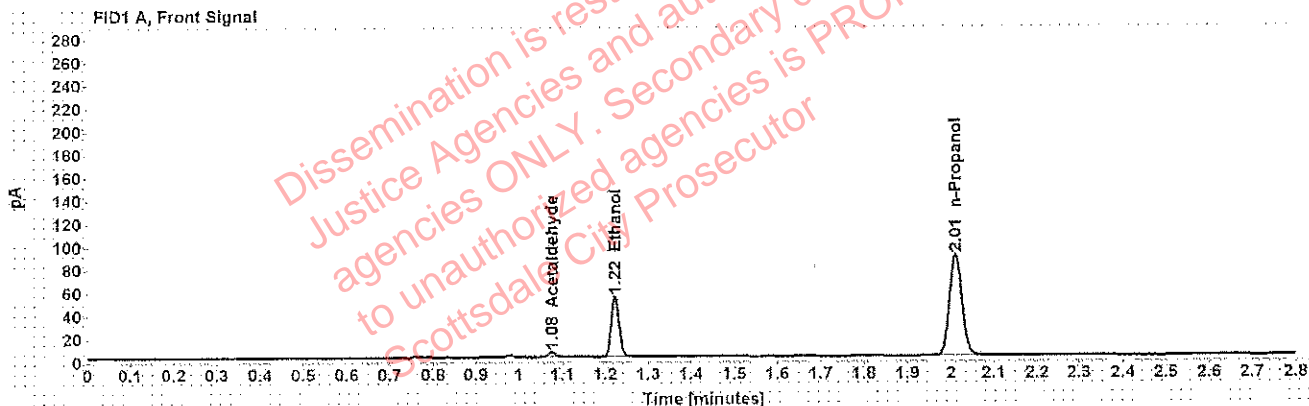


Table 1: FID 1 A (column DB-ALC1)

Compound	Amount (g/100mL)	Time (min)	Peak Area
Acetaldehyde	-----	1.076	4.707
>Ethanol	0.1046	1.222	67.412
n-Propanol	-----	2.011	179.750

Table 2: FID 2 B (column DB-ALC2)

Compound	Time (min)	Peak Area
Acetaldehyde	0.983	5.930
Ethanol	1.343	79.120
n-Propanol	2.373	210.997

## Scottsdale Police Department Crime Lab Volatiles Analysis

<b>Sample:</b> ██████████	<b>Item number:</b> 1227216
<b>Injection date:</b> 8/28/2018 11:18:48 AM	<b>Vial:</b> 12
<b>Method:</b> ethanol quant.M	<b>Sequence:</b> 28Aug18
<b>Instrument:</b> US14173023 CN14160045	<b>Analyst:</b> Adrian
<b>Data file:</b> C:\Chem32\1\Data\28Aug18\12.D	

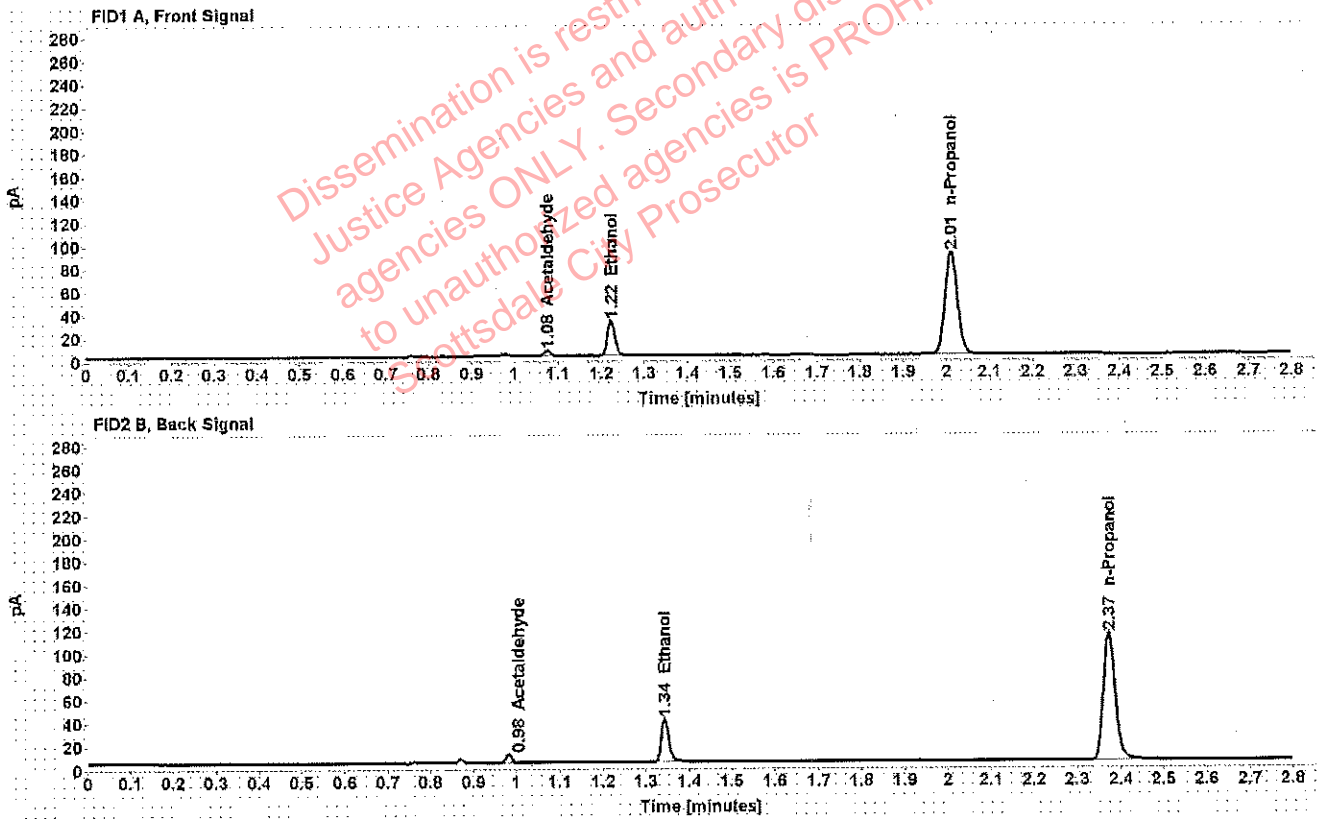


Table 1: FID 1 A (column DB-ALC1)

Compound	Amount (g/100mL)	Time (min)	Peak Area
Acetaldehyde	-----	1.076	5.386
>Ethanol	0.0608	1.223	39.200
n-Propanol	-----	2.011	181.695

Table 2: FID 2 B (column DB-ALC2)

Compound	Time (min)	Peak Area
Acetaldehyde	0.983	6.750
Ethanol	1.343	46.475
n-Propanol	2.373	212.984



## Scottsdale Police Department Crime Lab Volatiles Analysis

<b>Sample:</b> [REDACTED]	<b>Item number:</b> 1227216
<b>Injection date:</b> 8/28/2018 11:23:01 AM	<b>Vial:</b> 13
<b>Method:</b> ethanol quant.M	<b>Sequence:</b> 28Aug18
<b>Instrument:</b> US14173023 CN14160045	<b>Analyst:</b> Adrian
<b>Data file:</b> C:\Chem32\11\Data\28Aug18\13.D	

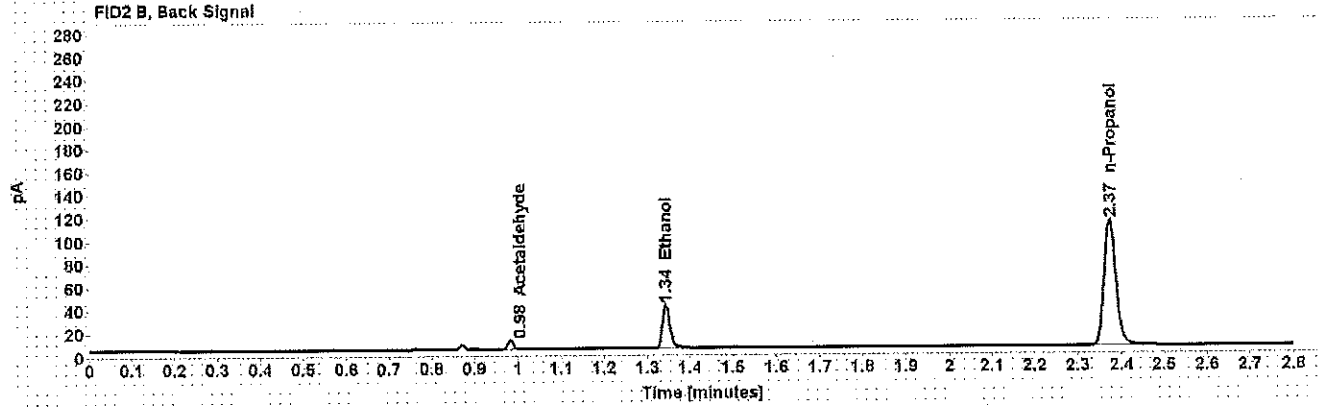
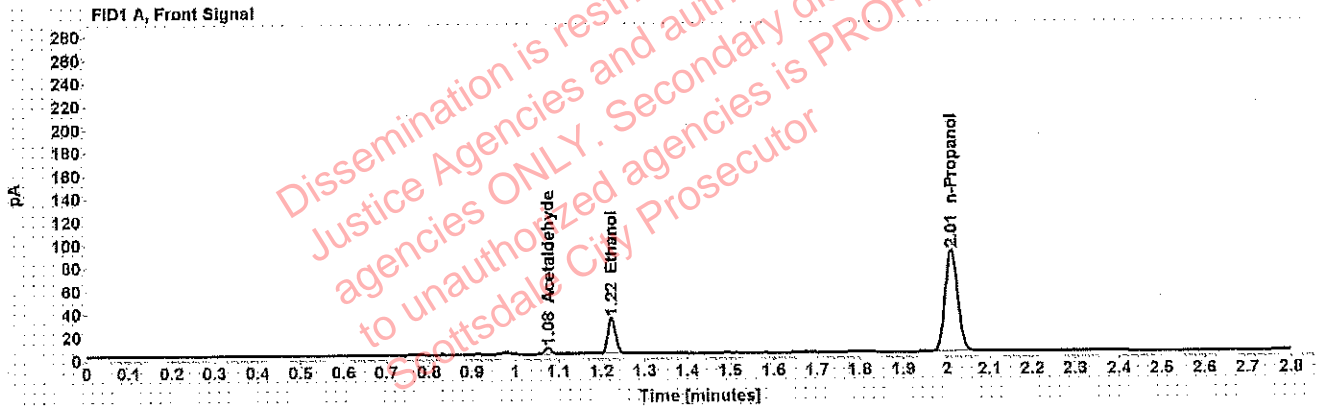


Table 1: FID 1 A (column DB-ALC1)

Compound	Amount (g/100mL)	Time (min)	Peak Area
Acetaldehyde	-----	1.076	5.625
>Ethanol	0.0813	1.223	39.221
n-Propanol	-----	2.011	180.072

Table 2: FID 2 B (column DB-ALC2)

Compound	Time (min)	Peak Area
Acetaldehyde	0.983	7.106
Ethanol	1.343	46.258
n-Propanol	2.373	211.480



## Scottsdale Police Department Crime Lab Volatiles Analysis

Sample: [REDACTED]	Item number: 1224789
Injection date: 8/28/2018 11:27:00 AM	Vial: 14
Method: ethanol quant.M	Sequence: 28Aug18
Instrument: US14173023 CN14160045	Analyst: Adrian
Data file: C:\Chem32\1\Data\28Aug18\14.D	

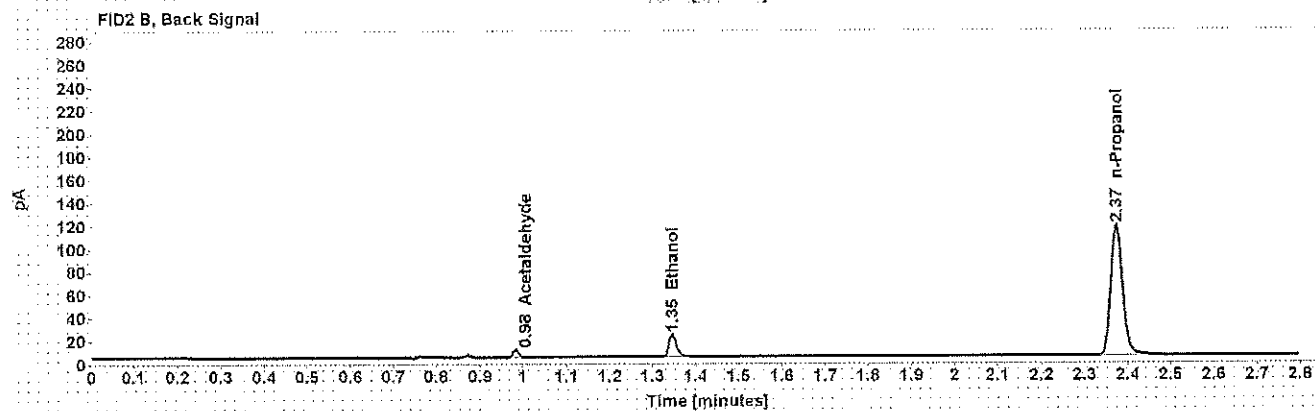
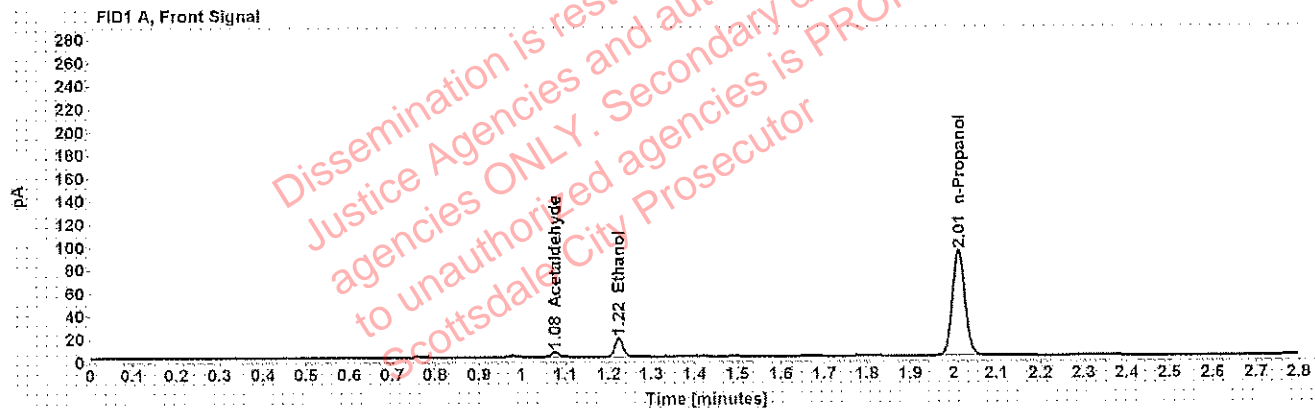


Table 1: FID 1 A (column DB-ALC1)

Compound	Amount (g/100mL)	Time (min)	Peak Area
Acetaldehyde	-----	1.076	4.737
>Ethanol	0.0320	1.224	20.723
n-Propanol	-----	2.012	185.964

Table 2: FID 2 B (column DB-ALC2)

Compound	Time (min)	Peak Area
Acetaldehyde	0.983	5.919
Ethanol	1.345	24.531
n-Propanol	2.374	218.153

## Scottsdale Police Department Crime Lab Volatiles Analysis

Sample: [REDACTED]	Item number: 1224789
Injection date: 8/28/2018 11:31:01 AM	Vial: 15
Method: ethanol quant.M	Sequence: 28Aug18
Instrument: US14173023 CN14160045	Analyst: Adrian
Data file: C:\Chem32\1\Data\28Aug18\15.D	

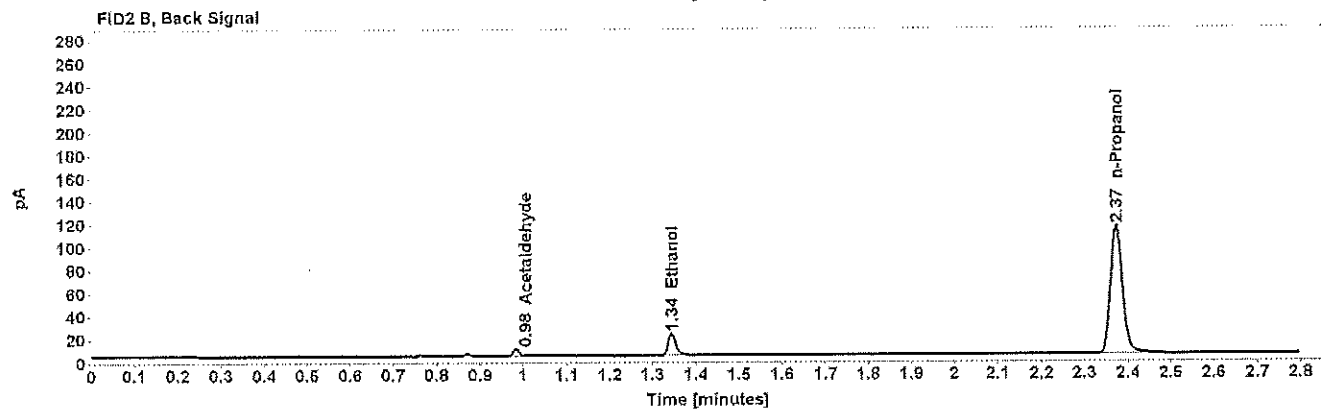
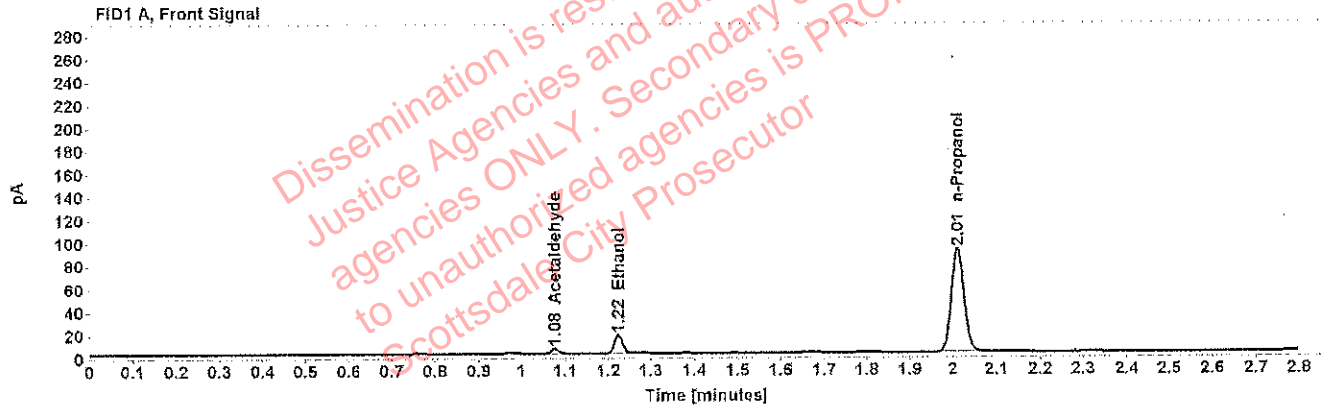


Table 1: FID 1 A (column DB-ALC1)

Compound	Amount (g/100mL)	Time (min)	Peak Area
Acetaldehyde	-----	1.076	4.414
>Ethanol	0.0319	1.223	20.287
n-Propanol	-----	2.011	183.105

Table 2: FID 2 B (column DB-ALC2)

Compound	Time (min)	Peak Area
Acetaldehyde	0.983	5.563
Ethanol	1.344	23.987
n-Propanol	2.373	214.935

### Scottsdale Police Department Crime Lab Volatiles Analysis

<b>Sample:</b> [REDACTED]	<b>Item number:</b> 1228536
<b>Injection date:</b> 8/28/2018 11:35:01 AM	<b>Vial:</b> 16
<b>Method:</b> ethanol quant.M	<b>Sequence:</b> 28Aug18
<b>Instrument:</b> US14173023 CN14160045	<b>Analyst:</b> Adrian
<b>Data file:</b> C:\Chem32\1\Data\28Aug18\16.D	

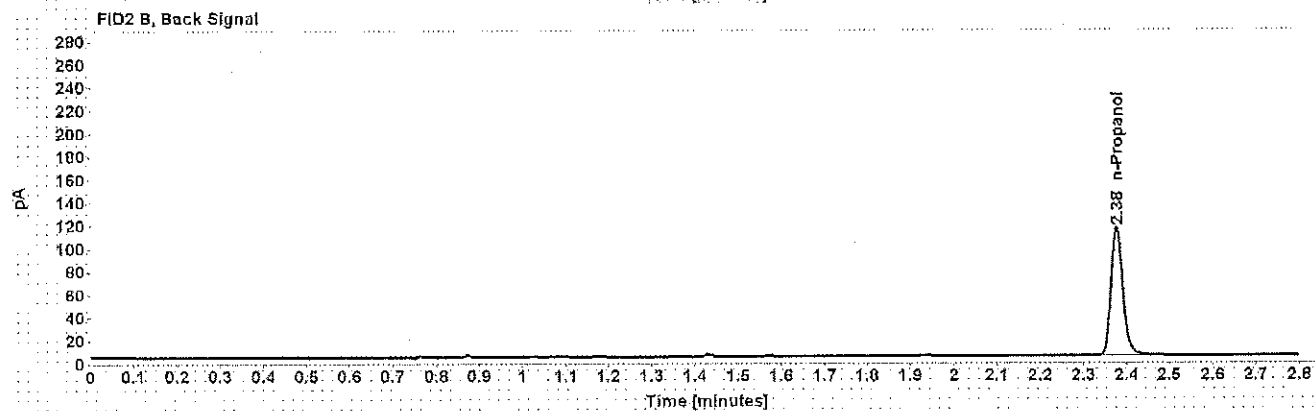


Table 1: FID 1 A (column DB-ALC1)

Compound	Amount (g/100mL)	Time (min)	Peak Area
n-Propanol	-----	2.014	182.417

Table 2: FID 2 B (column DB-ALC2)

Compound	Time (min)	Peak Area
n-Propanol	2.377	214.703

## Scottsdale Police Department Crime Lab Volatiles Analysis

<b>Sample:</b> [REDACTED]	<b>Item number:</b> 1228536
<b>Injection date:</b> 8/28/2018 11:39:01 AM	<b>Vial:</b> 17
<b>Method:</b> ethanol quant.M	<b>Sequence:</b> 28Aug18
<b>Instrument:</b> US14173023 CN14160045	<b>Analyst:</b> Adrian
<b>Data file:</b> C:\Chem32\1\Data\28Aug18\17.D	

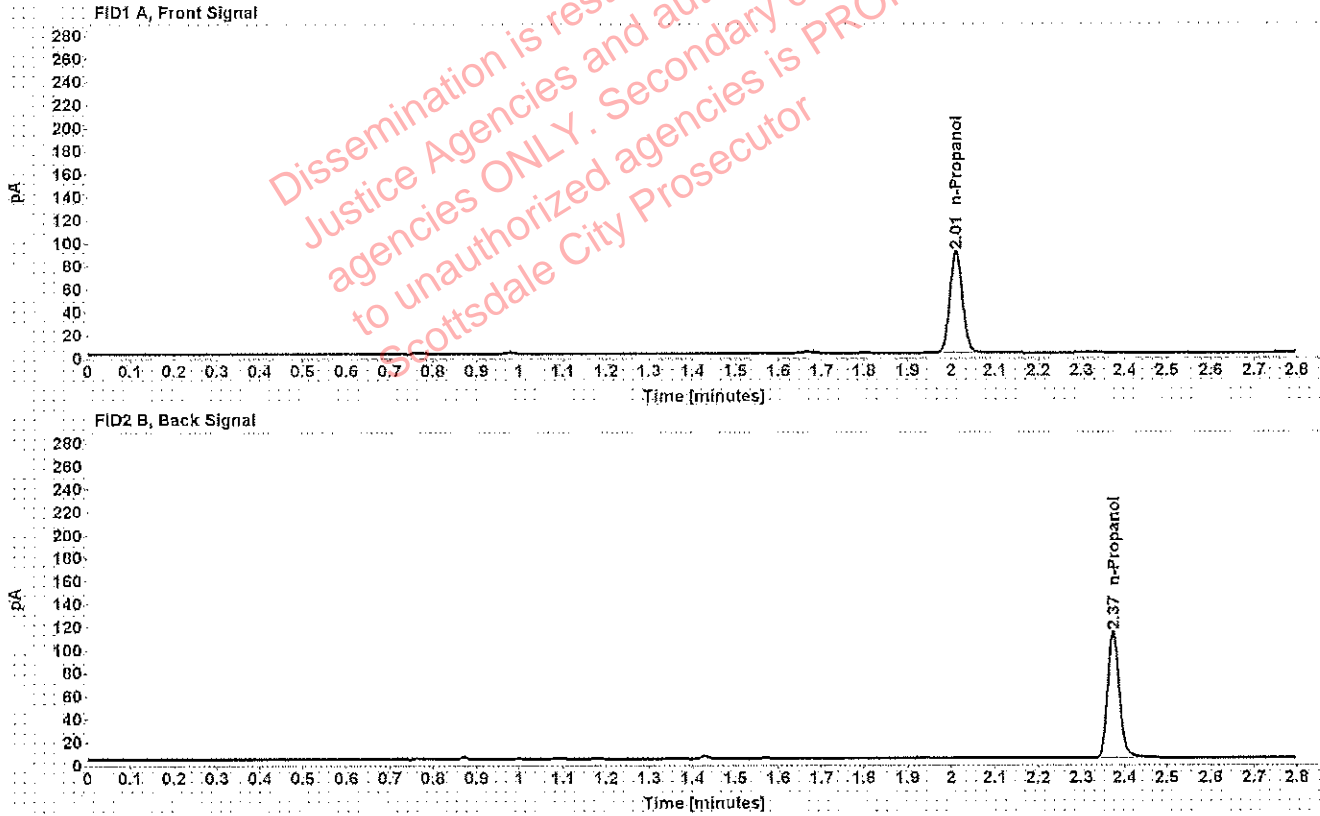


Table 1: FID 1 A (column DB-ALC1)

Compound	Amount (g/100mL)	Time (min)	Peak Area
n-Propanol	-----	2.011	179.338

Table 2: FID 2 B (column DB-ALC2)

Compound	Time (min)	Peak Area
n-Propanol	2.373	211.060

## Scottsdale Police Department Crime Lab Volatiles Analysis

<b>Sample:</b> [REDACTED]	<b>Item number:</b> 1225694
<b>Injection date:</b> 8/28/2018 11:43:01 AM	<b>Vial:</b> 18
<b>Method:</b> ethanol quant.M	<b>Sequence:</b> 28Aug18
<b>Instrument:</b> US14173023 CN14160045	<b>Analyst:</b> Adrian
<b>Data file:</b> C:\Chem32\1\Data\28Aug18\18.D	

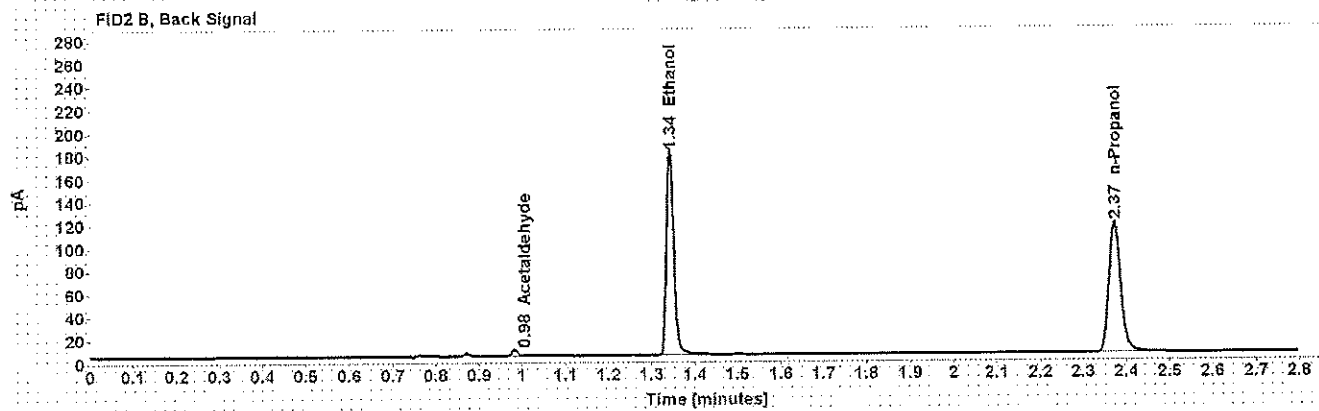
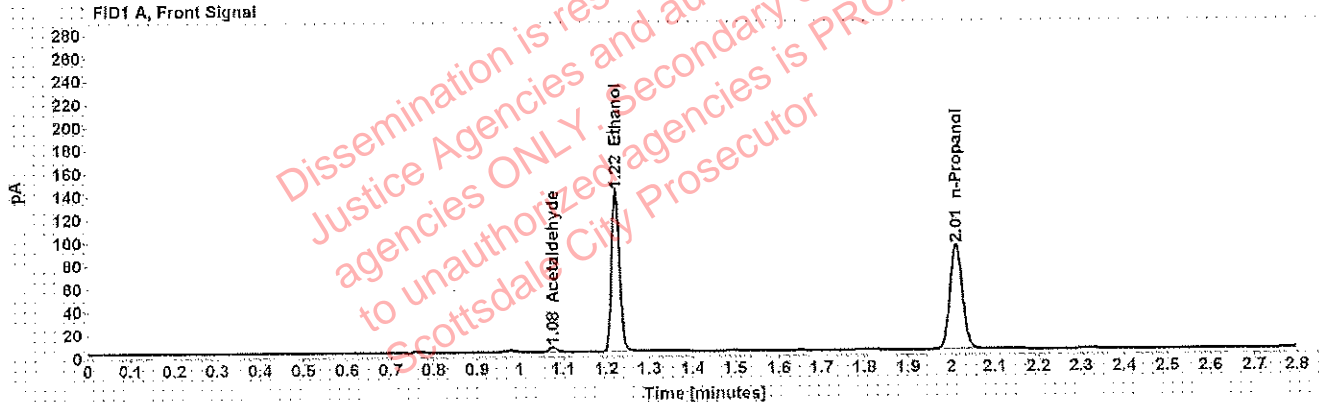


Table 1: FID 1 A (column DB-ALC1)

Compound	Amount (g/100mL)	Time (min)	Peak Area
Acetaldehyde	-----	1.076	4.195
>Ethanol	0.2658	1.222	178.406
n-Propanol	-----	2.011	185.810

Table 2: FID 2 B (column DB-ALC2)

Compound	Time (min)	Peak Area
Acetaldehyde	0.983	5.286
Ethanol	1.342	212.502
n-Propanol	2.373	218.831

## Scottsdale Police Department Crime Lab Volatiles Analysis

<b>Sample:</b> [REDACTED]	<b>Item number:</b> 1225694
<b>Injection date:</b> 8/28/2018 11:47:16 AM	<b>Vial:</b> 19
<b>Method:</b> ethanol quant.M	<b>Sequence:</b> 28Aug18
<b>Instrument:</b> US14173023 CN14160045	<b>Analyst:</b> Adrian
<b>Data file:</b> C:\Chem32\1\Data\28Aug18\19.D	

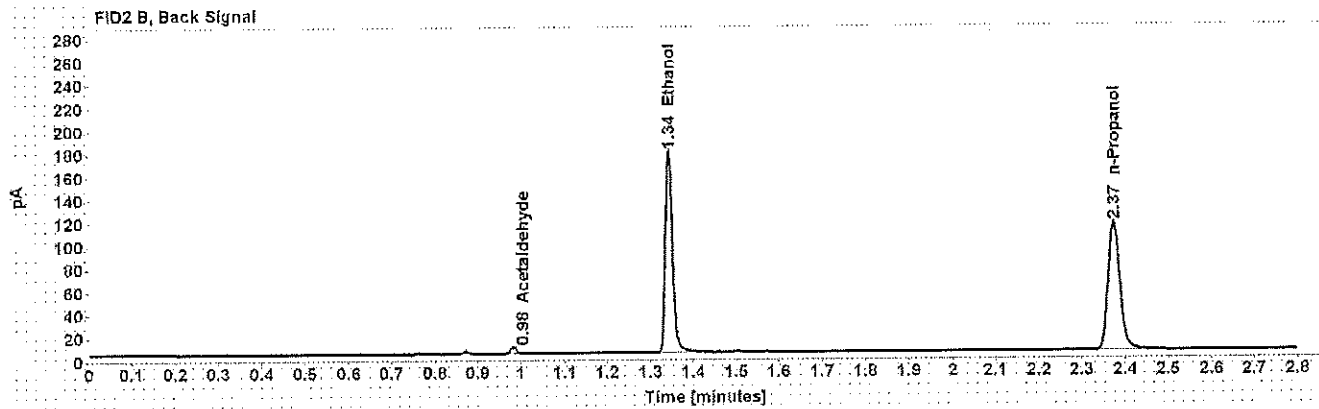
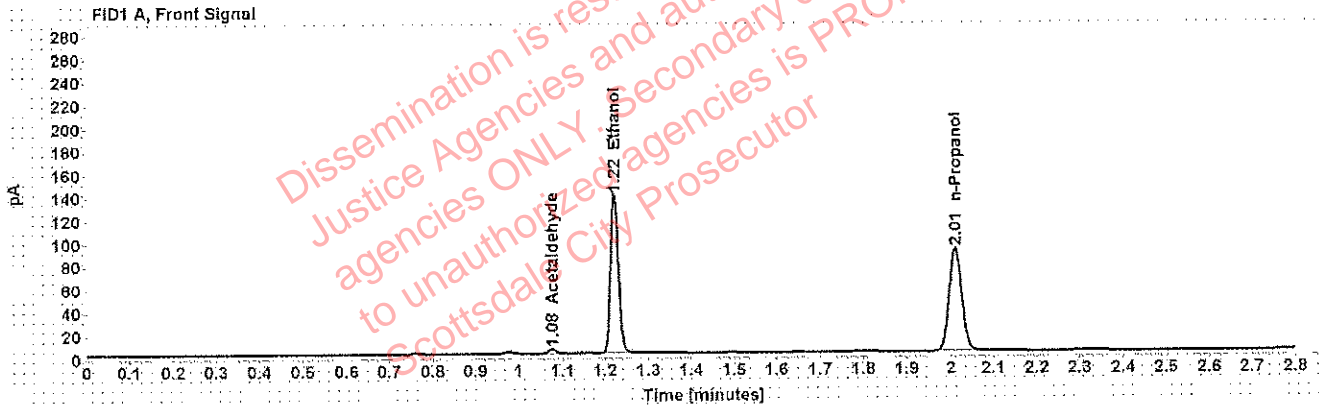


Table 1: FID 1 A (column DB-ALC1)

Compound	Amount (g/100mL)	Time (min)	Peak Area
Acetaldehyde	-----	1.076	4.149
>Ethanol	0.2680	1.222	177.068
n-Propanol	-----	2.012	182.868

Table 2: FID 2 B (column DB-ALC2)

Compound	Time (min)	Peak Area
Acetaldehyde	0.983	5.225
Ethanol	1.343	210.832
n-Propanol	2.374	215.567

## Scottsdale Police Department Crime Lab Volatiles Analysis

<b>Sample:</b> [REDACTED]	<b>Item number:</b> 1224679
<b>Injection date:</b> 8/28/2018 11:55:15 AM	<b>Vial:</b> 21
<b>Method:</b> ethanol quant.M	<b>Sequence:</b> 28Aug18
<b>Instrument:</b> US14173023 CN14160045	<b>Analyst:</b> Adrian
<b>Data file:</b> C:\Chem32\11\Data\28Aug18\21.D	

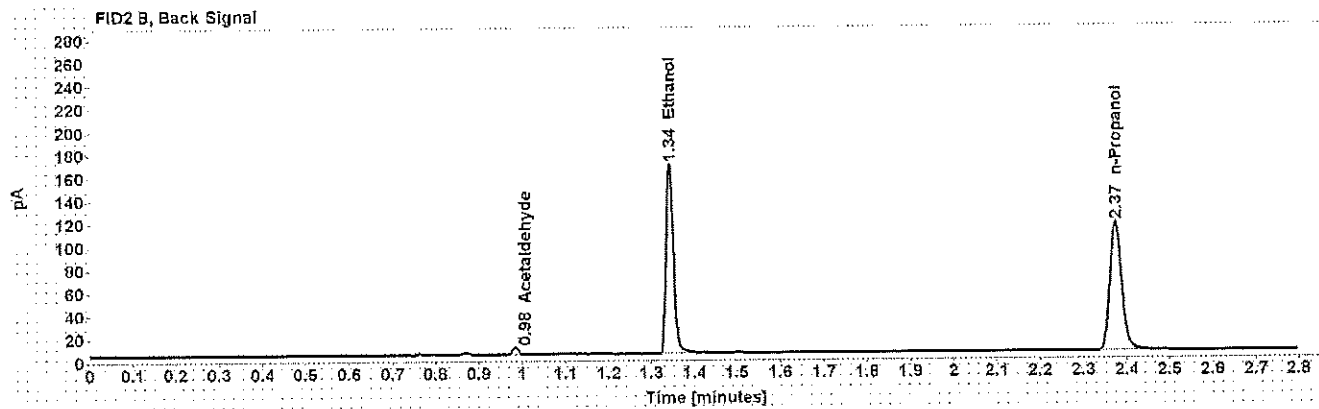
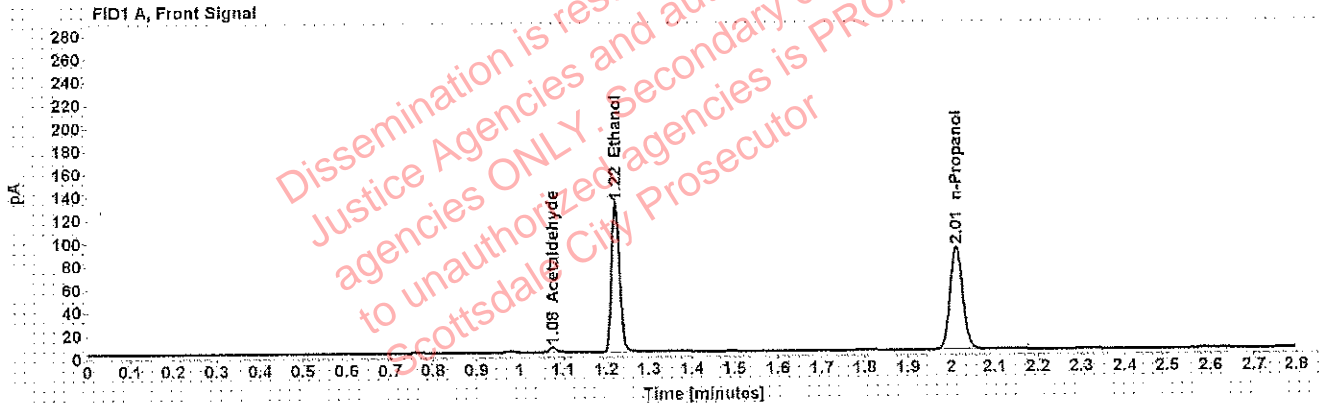


Table 1: FID 1 A (column DB-ALC1)

Compound	Amount (g/100mL)	Time (min)	Peak Area
Acetaldehyde	-----	1.076	4.453
>Ethanol	0.2516	1.222	166.303
n-Propanol	-----	2.011	183.023

Table 2: FID 2 B (column DB-ALC2)

Compound	Time (min)	Peak Area
Acetaldehyde	0.983	5.582
Ethanol	1.342	197.767
n-Propanol	2.373	215.670

## Scottsdale Police Department Crime Lab Volatiles Analysis

Sample: [REDACTED]	Item number: 1224679
Injection date: 8/28/2018 11:59:16 AM	Vial: 22
Method: ethanol quant.M	Sequence: 28Aug18
Instrument: US14173023 CN14160045	Analyst: Adrian
Data file: C:\Chem32\1\Data\28Aug18\22.D	

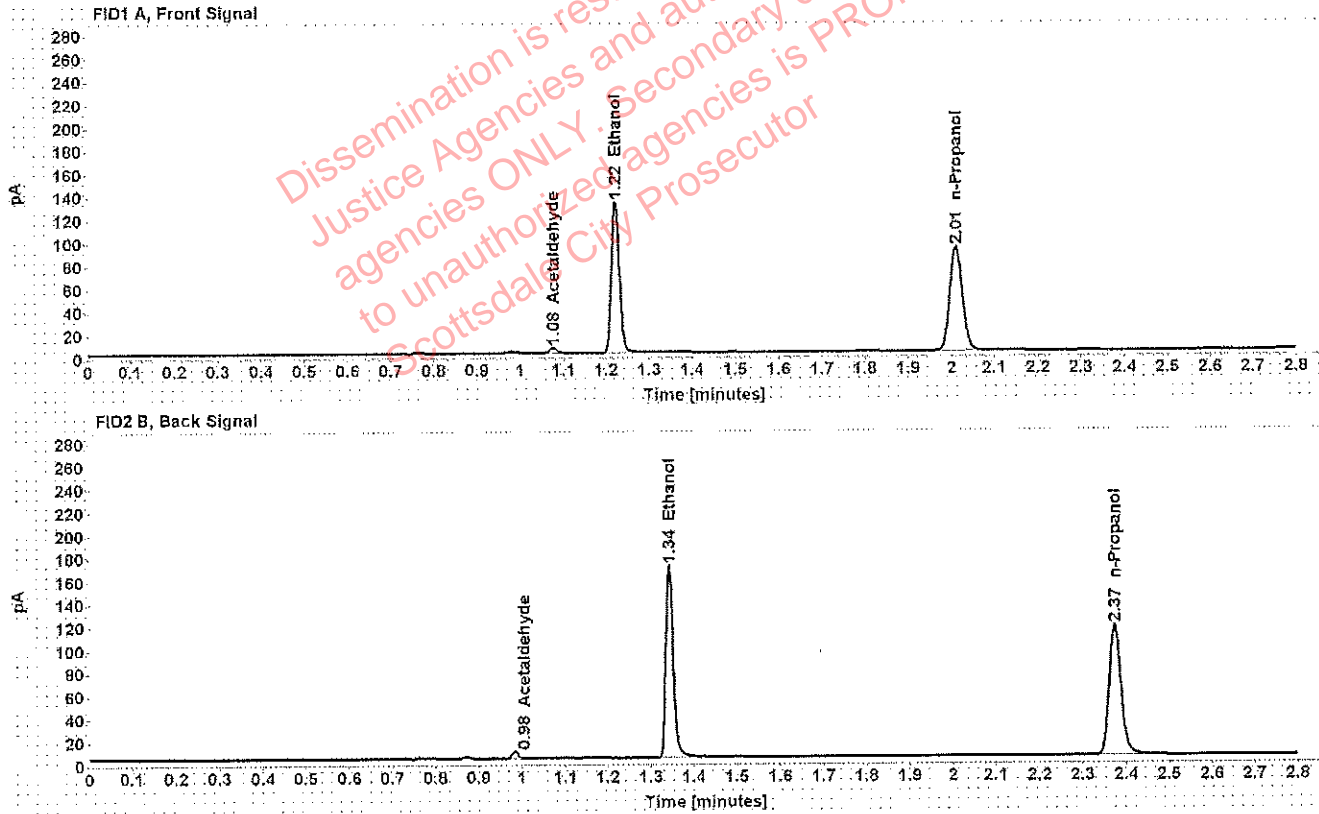


Table 1: FID 1 A (column DB-ALC1)

Compound	Amount (g/100mL)	Time (min)	Peak Area
Acetaldehyde	-----	1.076	4.441
>Ethanol	0.2524	1.222	168.531
n-Propanol	-----	2.012	184.865

Table 2: FID 2 B (column DB-ALC2)

Compound	Time (min)	Peak Area
Acetaldehyde	0.983	5.552
Ethanol	1.343	200.684
n-Propanol	2.374	217.961



## Scottsdale Police Department Crime Lab Volatiles Analysis

<b>Sample:</b> [REDACTED]	<b>Item number:</b> 1225898
<b>Injection date:</b> 8/28/2018 12:03:15 PM	<b>Vial:</b> 23
<b>Method:</b> ethanol quant.M	<b>Sequence:</b> 28Aug18
<b>Instrument:</b> US14173023 CN14160045	<b>Analyst:</b> Adrian
<b>Data file:</b> C:\Chem32\1\Data\28Aug18\23.D	

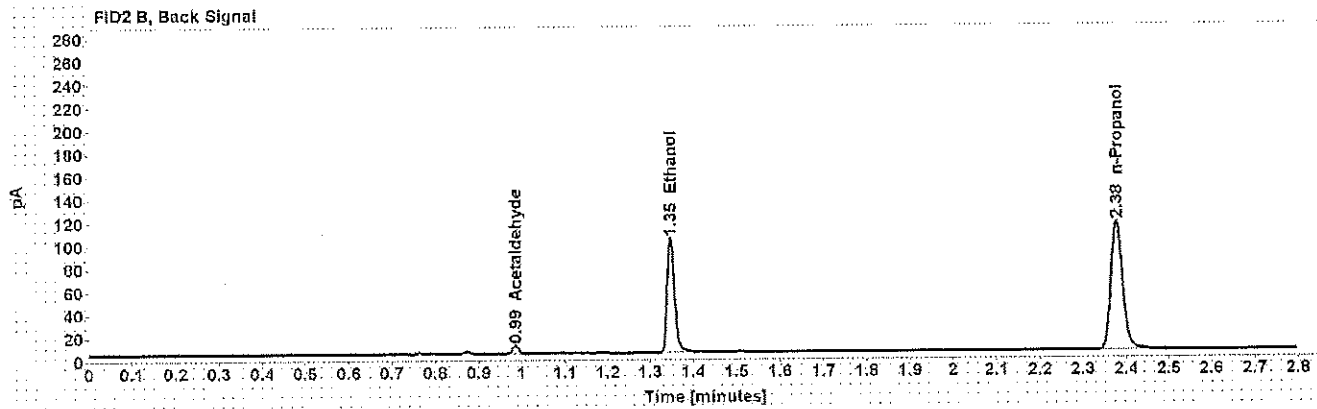
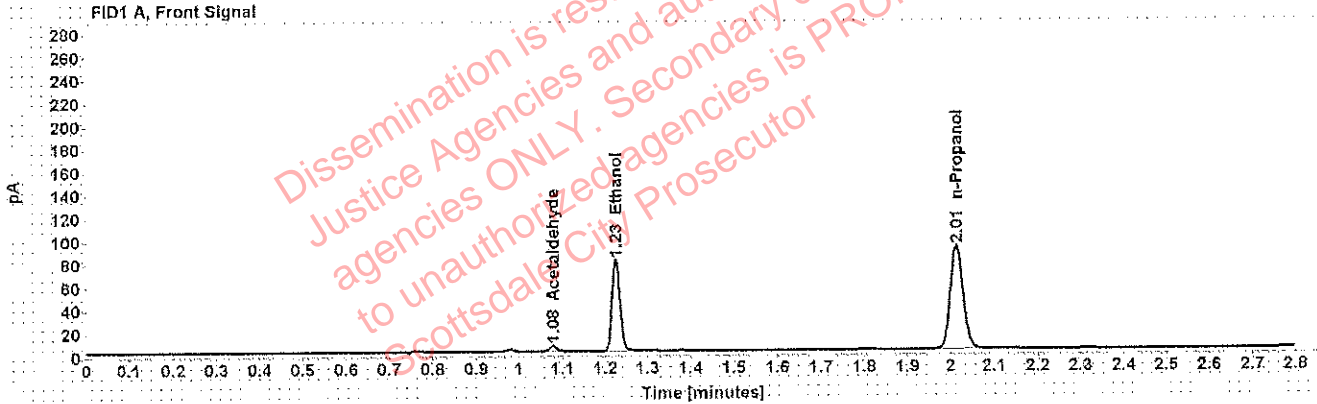


Table 1: FID 1 A (column DB-ALC1)

Compound	Amount (g/100mL)	Time (min)	Peak Area
Acetaldehyde	-----	1.078	5.112
>Ethanol	0.1554	1.225	102.768
n-Propanol	-----	2.014	183.743

Table 2: FID 2 B (column DB-ALC2)

Compound	Time (min)	Peak Area
Acetaldehyde	0.986	6.403
Ethanol	1.348	121.869
n-Propanol	2.378	216.393

## Scottsdale Police Department Crime Lab Volatiles Analysis

<b>Sample:</b> [REDACTED]	<b>Item number:</b> 1225898
<b>Injection date:</b> 8/28/2018 12:07:16 PM	<b>Vial:</b> 24
<b>Method:</b> ethanol quant.M	<b>Sequence:</b> 28Aug18
<b>Instrument:</b> US14173023 CN14160045	<b>Analyst:</b> Adrian
<b>Data file:</b> C:\Chem32\1\Data\28Aug18\24.D	

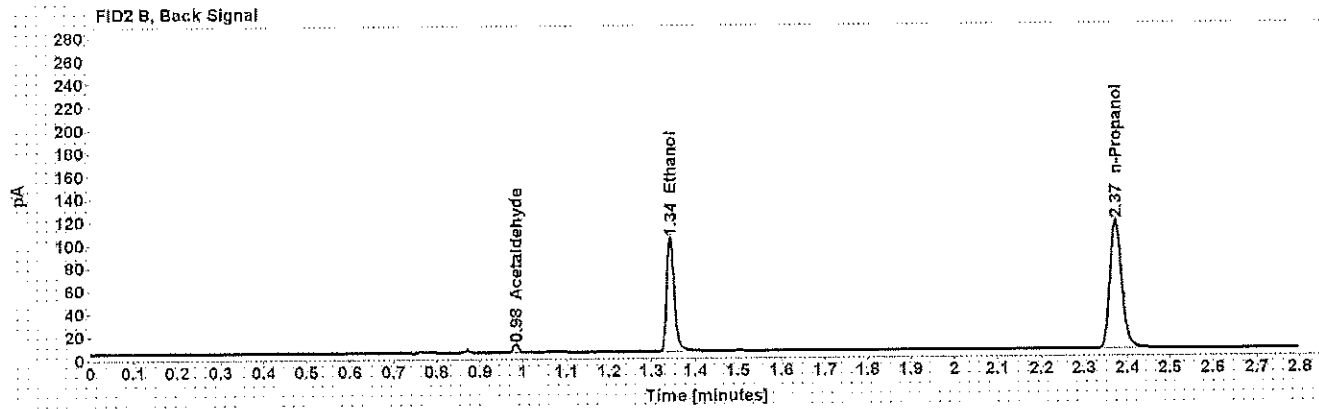
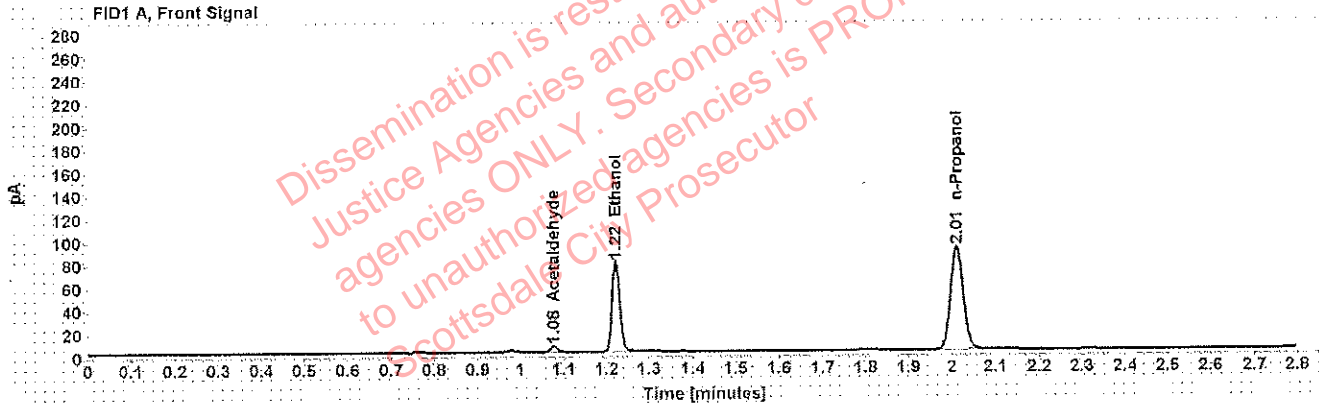


Table 1: FID 1 A (column DB-ALC1)

Compound	Amount (g/100mL)	Time (min)	Peak Area
Acetaldehyde	-----	1.076	5.077
>Ethanol	0.1534	1.222	100.867
n-Propanol	-----	2.011	182.661

Table 2: FID 2 B (column DB-ALC2)

Compound	Time (min)	Peak Area
Acetaldehyde	0.983	6.374
Ethanol	1.343	119.728
n-Propanol	2.373	215.242

### Scottsdale Police Department Crime Lab Volatiles Analysis

Sample:	[REDACTED]	Item number:	1225682
Injection date:	8/28/2018 12:11:31 PM	Vial:	25
Method:	ethanol quant.M	Sequence:	28Aug18
Instrument:	US14173023 CN14160045	Analyst:	Adrian
Data file:	C:\Chem32\1\Data\28Aug18\25.D		

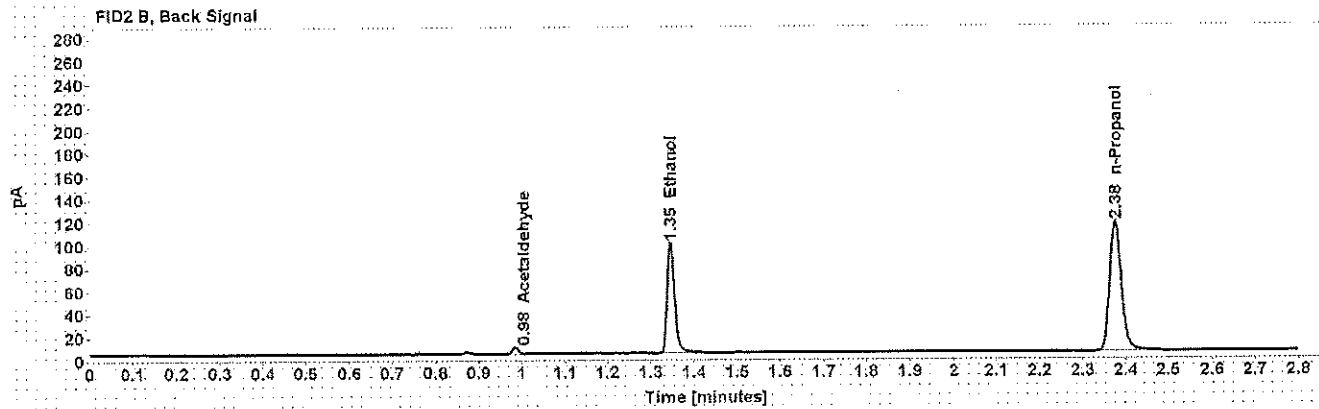
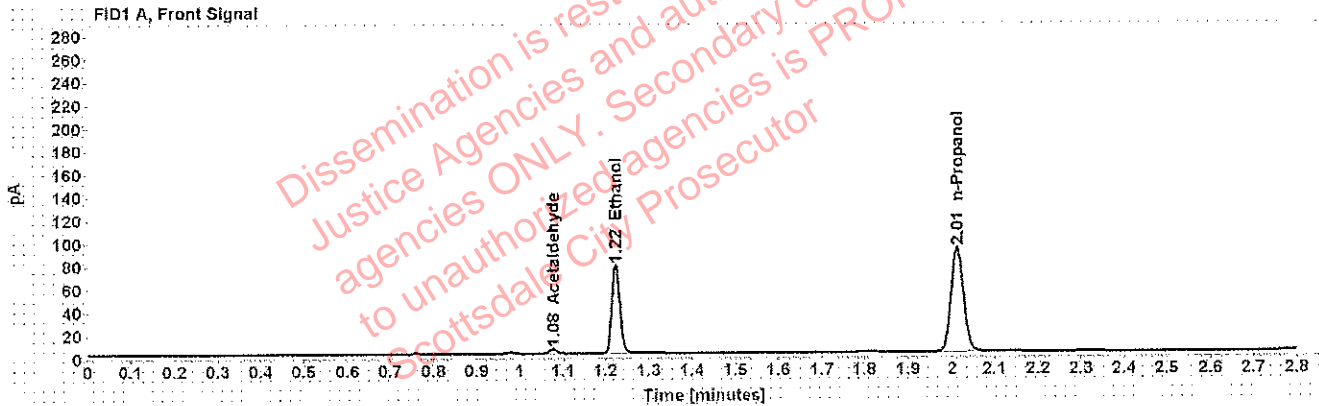


Table 1: FID 1 A (column DB-ALC1)

Compound	Amount (g/100mL)	Time (min)	Peak Area
Acetaldehyde	-----	1.077	4.045
>Ethanol	0.1485	1.224	98.707
n-Propanol	-----	2.013	184.755

Table 2: FID 2 B (column DB-ALC2)

Compound	Time (min)	Peak Area
Acetaldehyde	0.985	5.043
Ethanol	1.346	116.648
n-Propanol	2.376	217.644

## Scottsdale Police Department Crime Lab Volatiles Analysis

Sample: [REDACTED]	Item number: 1225682
Injection date: 8/28/2018 12:15:30 PM	Vial: 26
Method: ethanol quant.M	Sequence: 28Aug18
Instrument: US14173023 CN14160045	Analyst: Adrian
Data file: C:\Chem32\1\Data\28Aug18\26.D	

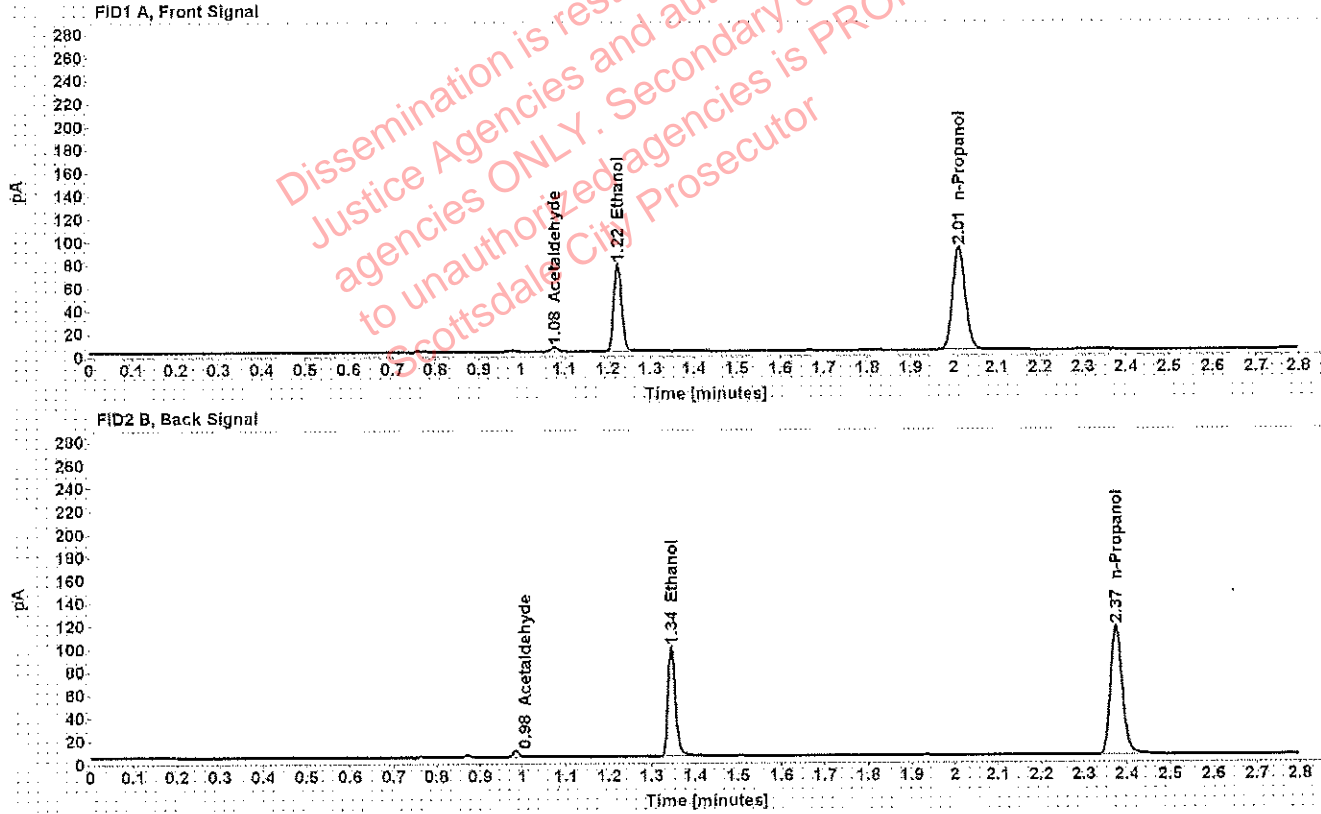


Table 1: FID 1 A (column DB-ALC1)

Compound	Amount (g/100mL)	Time (min)	Peak Area
Acetaldehyde	-----	1.077	4.107
>Ethanol	0.1480	1.223	97.397
n-Propanol	-----	2.012	182.864

Table 2: FID 2 B (column DB-ALC2)

Compound	Time (min)	Peak Area
Acetaldehyde	0.984	5.123
Ethanol	1.345	115.609
n-Propanol	2.375	215.903

## Scottsdale Police Department Crime Lab Volatiles Analysis

<b>Sample:</b> [REDACTED]	<b>Item number:</b> 1224005
<b>Injection date:</b> 8/28/2018 12:19:31 PM	<b>Vial:</b> 27
<b>Method:</b> ethanol quant.M	<b>Sequence:</b> 28Aug18
<b>Instrument:</b> US14173023 CN14160045	<b>Analyst:</b> Adrian
<b>Data file:</b> C:\Chem32\1\Data\28Aug18\27.D	

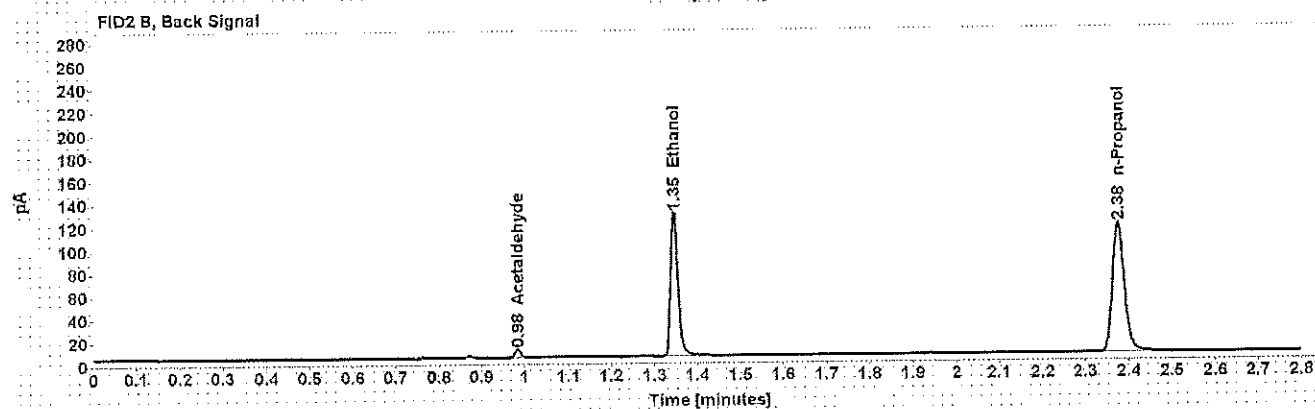
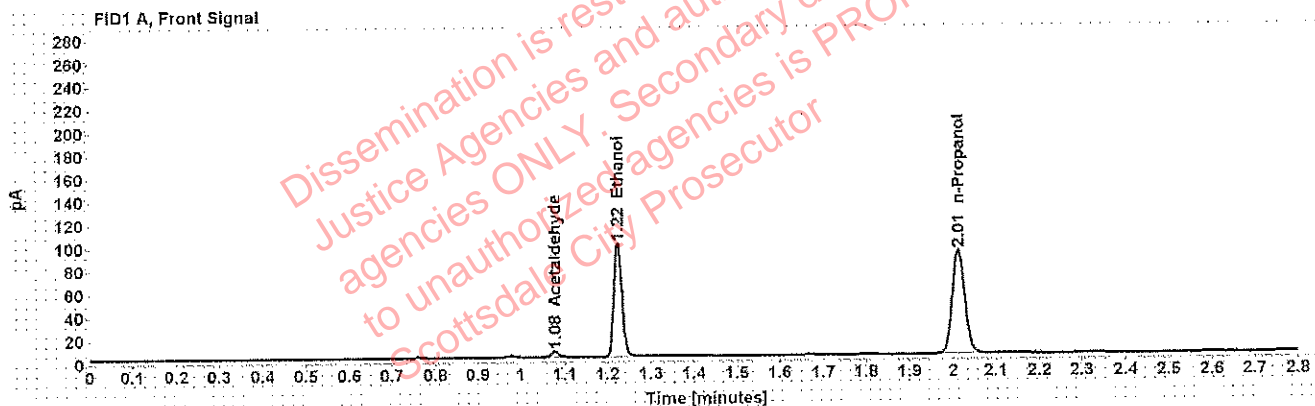


Table 1: FID 1 A (column DB-ALC1)

Compound	Amount (g/100mL)	Time (min)	Peak Area
Acetaldehyde	-----	1.077	5.136
>Ethanol	0.1919	1.224	127.195
n-Propanol	-----	2.013	183.803

Table 2: FID 2 B (column DB-ALC2)

Compound	Time (min)	Peak Area
Acetaldehyde	0.985	6.367
Ethanol	1.346	150.957
n-Propanol	2.376	216.894

## Scottsdale Police Department Crime Lab Volatiles Analysis

<b>Sample:</b> [REDACTED]	<b>Item number:</b> 1224005
<b>Injection date:</b> 8/28/2018 12:23:31 PM	<b>Vial:</b> 28
<b>Method:</b> ethanol quant.M	<b>Sequence:</b> 28Aug18
<b>Instrument:</b> US14173023 CN14160045	<b>Analyst:</b> Adrian
<b>Data file:</b> C:\Chem32\1\Data\28Aug18\28.D	

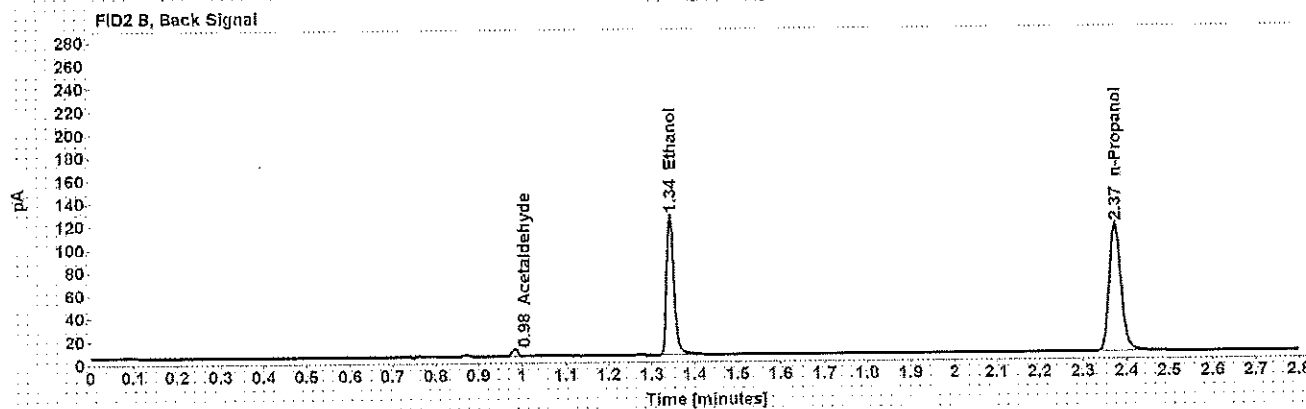
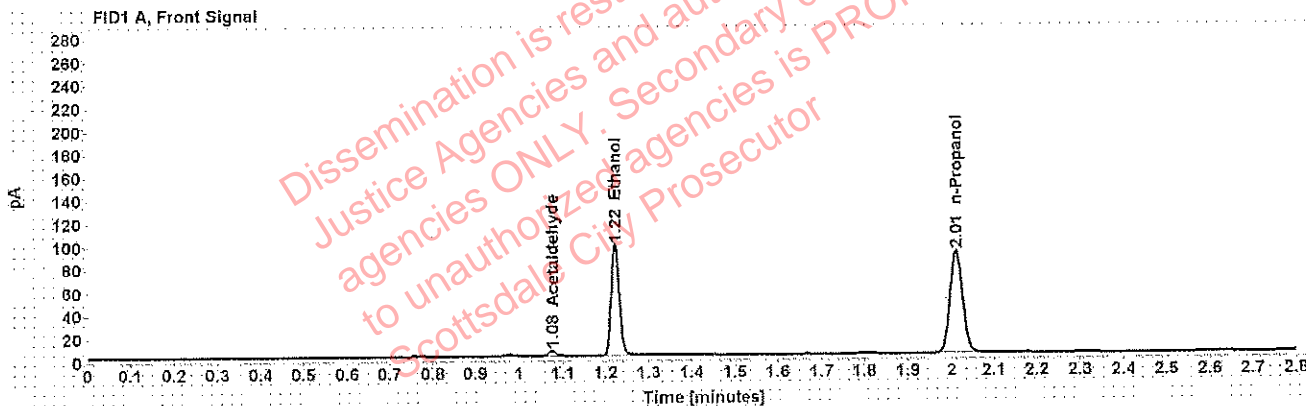


Table 1: FID 1 A (column DB-ALC1)

Compound	Amount (g/100mL)	Time (min)	Peak Area
Acetaldehyde	-----	1.076	4.461
>Ethanol	0.1690	1.222	123.935
n-Propanol	-----	2.011	181.845

Table 2: FID 2 B (column DB-ALC2)

Compound	Time (min)	Peak Area
Acetaldehyde	0.983	5.591
Ethanol	1.343	147.258
n-Propanol	2.373	214.831

## Scottsdale Police Department Crime Lab Volatiles Analysis

<b>Sample:</b> [REDACTED]	<b>Item number:</b> 1224699
<b>Injection date:</b> 8/28/2018 12:27:31 PM	<b>Vial:</b> 29
<b>Method:</b> ethanol quant.M	<b>Sequence:</b> 28Aug18
<b>Instrument:</b> US14173023 CN14160045	<b>Analyst:</b> Adrian
<b>Data file:</b> C:\Chem321\Data\28Aug18\29.D	

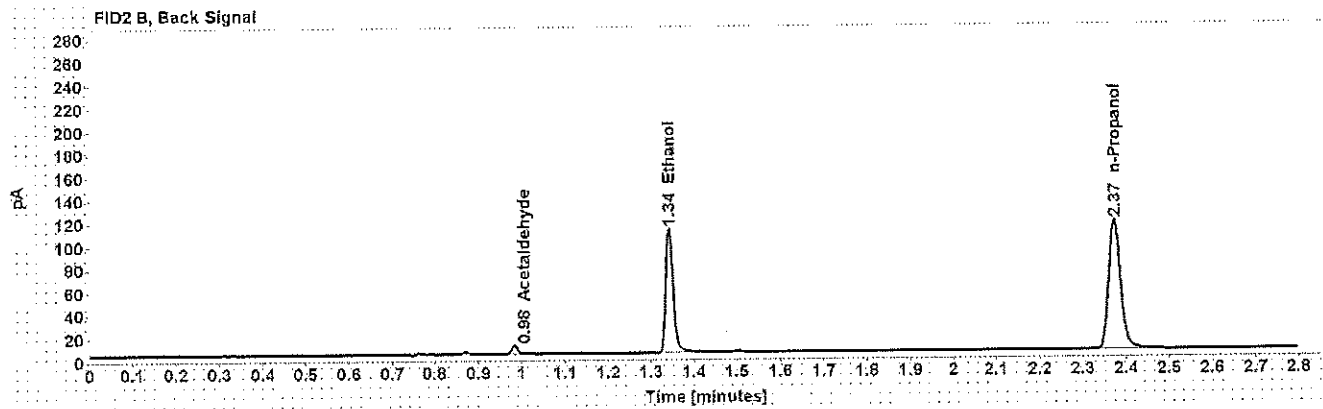
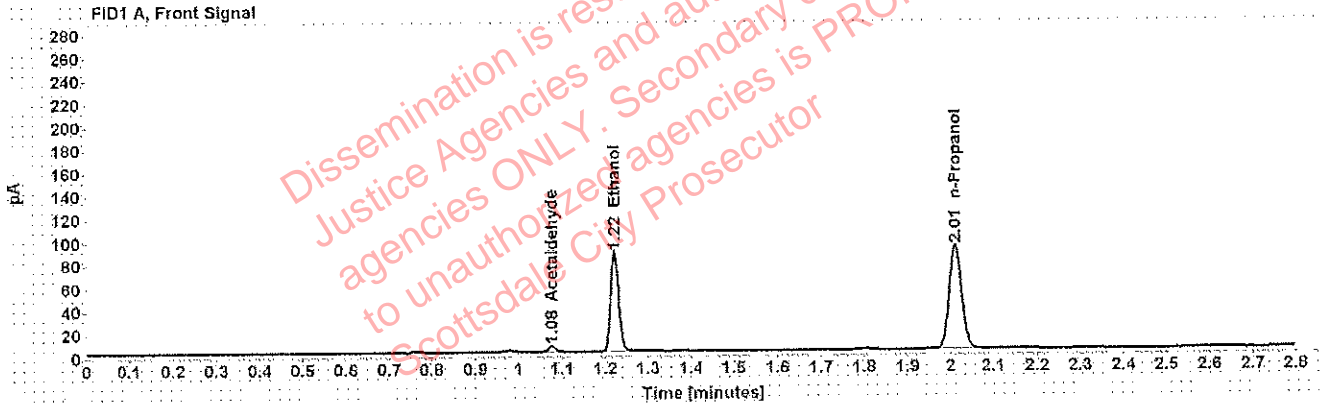


Table 1: FID 1 A (column DB-ALC1)

Compound	Amount (g/100mL)	Time (min)	Peak Area
Acetaldehyde	-----	1.076	5.268
>Ethanol	0.1666	1.222	110.521
n-Propanol	-----	2.011	184.136

Table 2: FID 2 B (column DB-ALC2)

Compound	Time (min)	Peak Area
Acetaldehyde	0.983	6.647
Ethanol	1.342	131.170
n-Propanol	2.373	217.244

## Scottsdale Police Department Crime Lab Volatiles Analysis

<b>Sample:</b> [REDACTED]	<b>Item number:</b> 1224699
<b>Injection date:</b> 8/28/2018 12:31:31 PM	<b>Vial:</b> 30
<b>Method:</b> ethanol quant.M	<b>Sequence:</b> 28Aug18
<b>Instrument:</b> US14173023 CN14160045	<b>Analyst:</b> Adrian
<b>Data file:</b> C:\Chem321\1\Data\28Aug18\30.D	

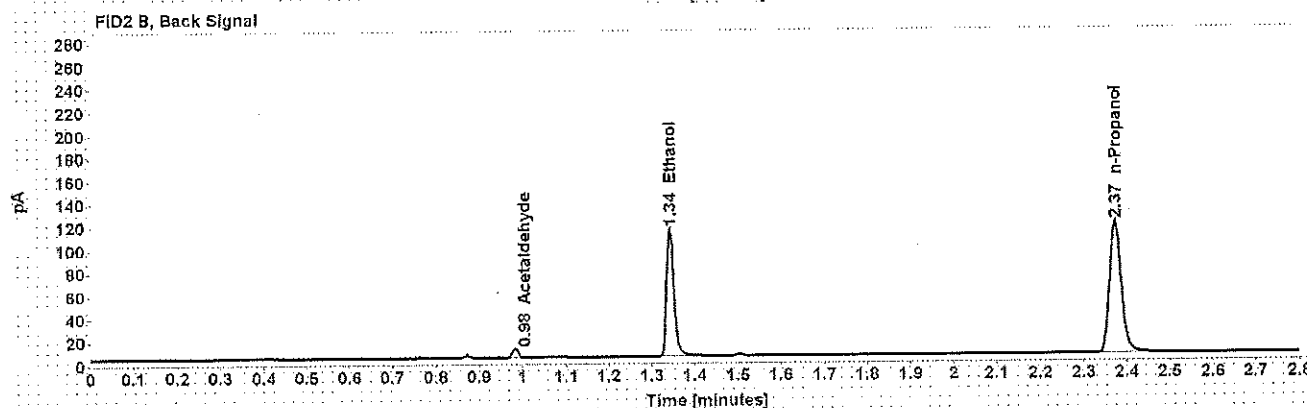
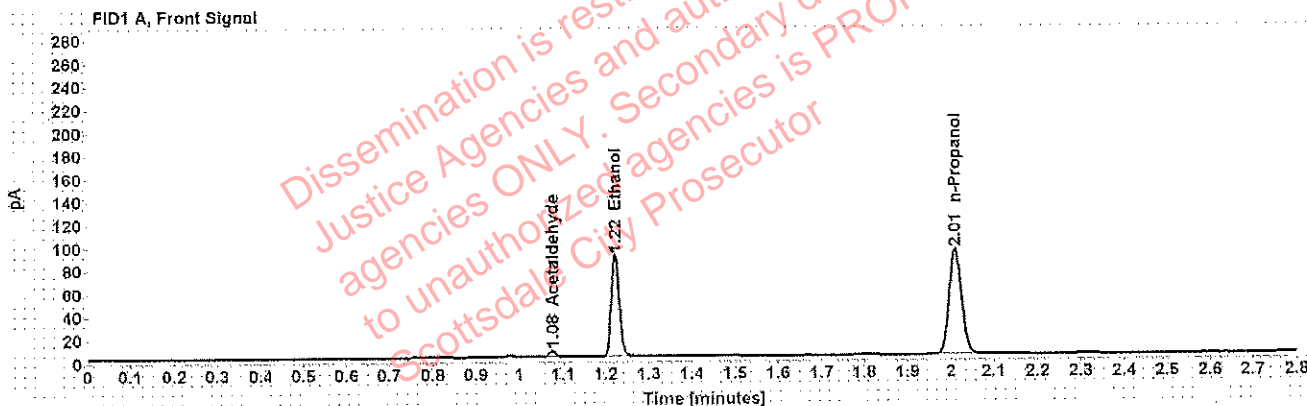


Table 1: FID 1 A (column DB-ALC1)

Compound	Amount (g/100mL)	Time (min)	Peak Area
Acetaldehyde	-----	1.076	5.758
>Ethanol	0.1683	1.222	113.449
n-Propanol	-----	2.011	187.098

Table 2: FID 2 B (column DB-ALC2)

Compound	Time (min)	Peak Area
Acetaldehyde	0.983	7.207
Ethanol	1.343	134.591
n-Propanol	2.373	220.836



## Scottsdale Police Department Crime Lab Volatiles Analysis

<b>Sample:</b> [REDACTED]	<b>Item number:</b> 1225912
<b>Injection date:</b> 8/28/2018 12:39:46 PM	<b>Vial:</b> 32
<b>Method:</b> ethanol quant.M	<b>Sequence:</b> 28Aug18
<b>Instrument:</b> US14173023 CN14160045	<b>Analyst:</b> Adrian
<b>Data file:</b> C:\Chem32\1\Data\28Aug18\32.D	

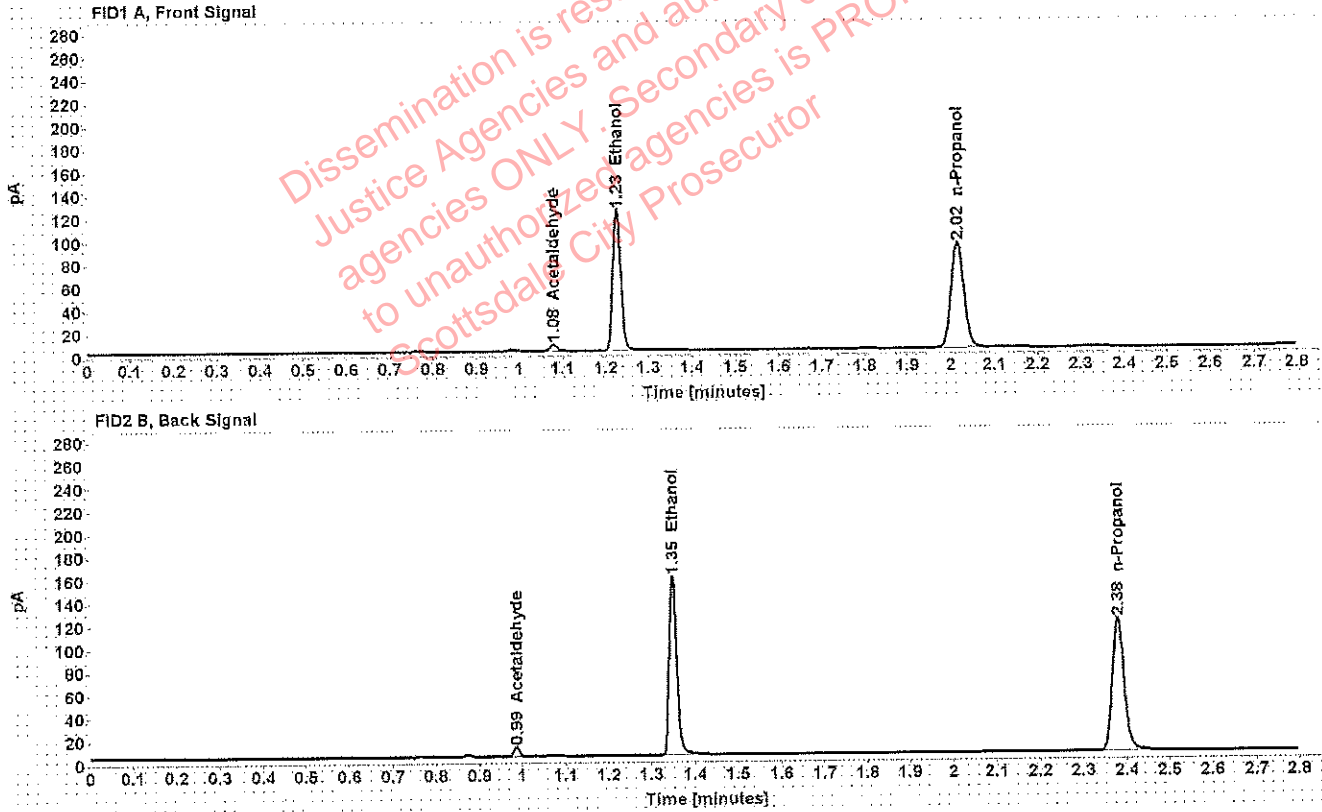


Table 1: FID 1 A (column DB-ALC1)

Compound	Amount (g/100mL)	Time (min)	Peak Area
Acetaldehyde	-----	1.079	5.996
>Ethanol	0.2337	1.226	158,758
n-Propanol	-----	2.015	188.137

Table 2: FID 2 B (column DB-ALC2)

Compound	Time (min)	Peak Area
Acetaldehyde	0.986	7.479
Ethanol	1.349	189.000
n-Propanol	2.379	222.014

## Scottsdale Police Department Crime Lab Volatiles Analysis

<b>Sample:</b> [REDACTED]	<b>Item number:</b> 1225912
<b>Injection date:</b> 8/28/2018 12:43:46 PM	<b>Vial:</b> 33
<b>Method:</b> ethanol quant.M	<b>Sequence:</b> 28Aug18
<b>Instrument:</b> US14173023 CN14160045	<b>Analyst:</b> Adrian
<b>Data file:</b> C:\Chem32\1\Data\28Aug18\33.D	

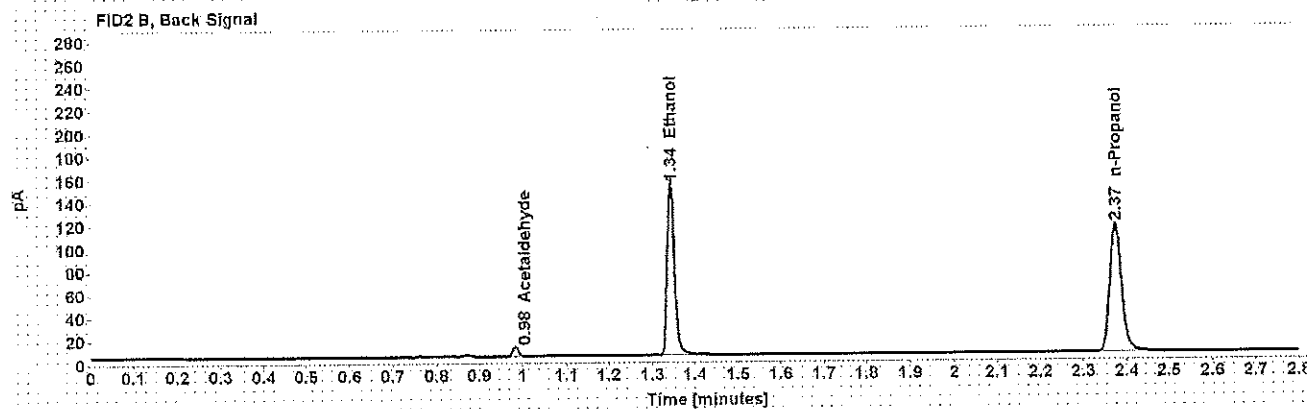
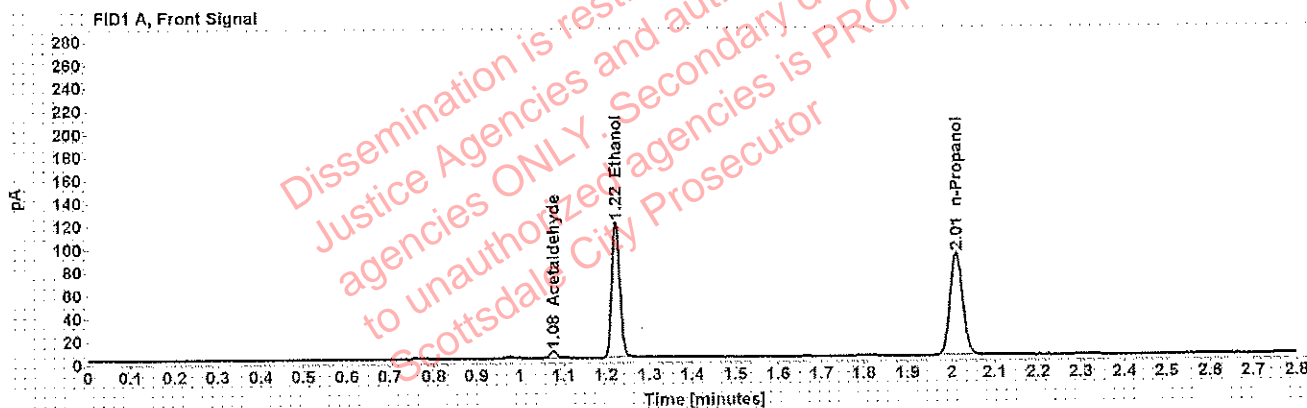


Table 1: FID 1 A (column DB-ALC1)

Compound	Amount (g/100mL)	Time (min)	Peak Area
Acetaldehyde	-----	1.076	6.201
>Ethanol	0.2303	1.222	151.218
n-Propanol	-----	2.012	181.864

Table 2: FID 2 B (column DB-ALC2)

Compound	Time (min)	Peak Area
Acetaldehyde	0.983	7.732
Ethanol	1.343	180.243
n-Propanol	2.374	214.664

## Scottsdale Police Department Crime Lab Volatiles Analysis

<b>Sample:</b> [REDACTED]	<b>Item number:</b> 1228188
<b>Injection date:</b> 8/28/2018 12:47:46 PM	<b>Vial:</b> 34
<b>Method:</b> ethanol quant.M	<b>Sequence:</b> 28Aug18
<b>Instrument:</b> US14173023 CN14160045	<b>Analyst:</b> Adrian
<b>Data file:</b> C:\Chem32\1\Data\28Aug18\34.D	

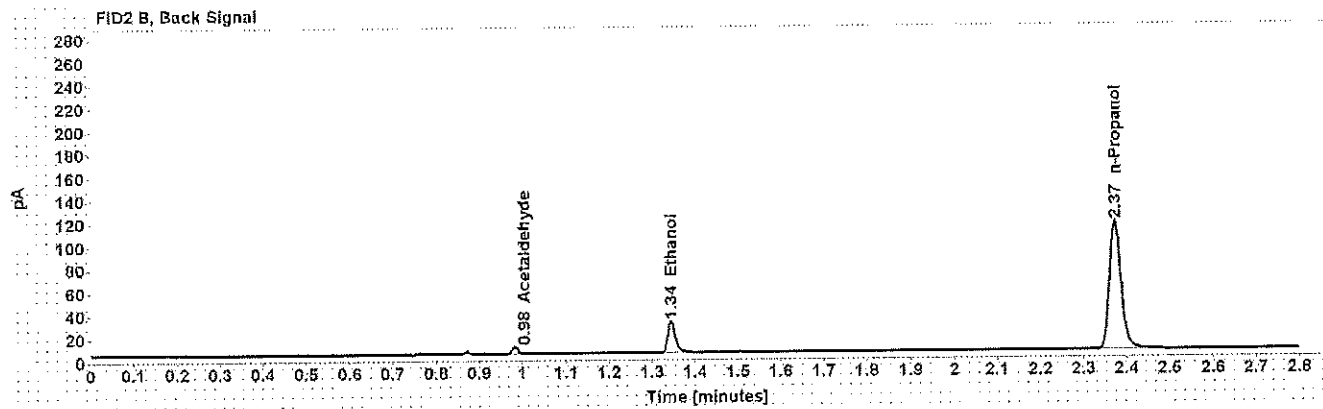
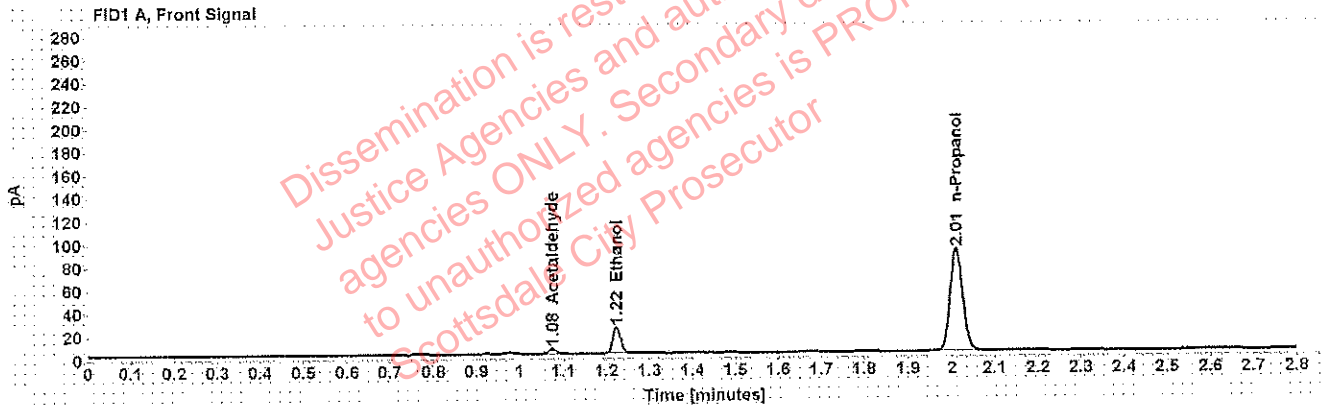


Table 1: FID 1 A (column DB-ALC1)

Compound	Amount (g/100mL)	Time (min)	Peak Area
Acetaldehyde	-----	1.076	4.541
>Ethanol	0.0450	1.223	28.894
n-Propanol	-----	2.011	182.391

Table 2: FID 2 B (column DB-ALC2)

Compound	Time (min)	Peak Area
Acetaldehyde	0.983	5.728
Ethanol	1.344	34.322
n-Propanol	2.373	215.025

## Scottsdale Police Department Crime Lab Volatiles Analysis

Sample: [REDACTED]	Item number: 1228188
Injection date: 8/28/2018 12:51:46 PM	Vial: 35
Method: ethanol quant.M	Sequence: 28Aug18
Instrument: US14173023 CN14160045	Analyst: Adrian
Data file: C:\Chem32\1\Data\28Aug18\35.D	

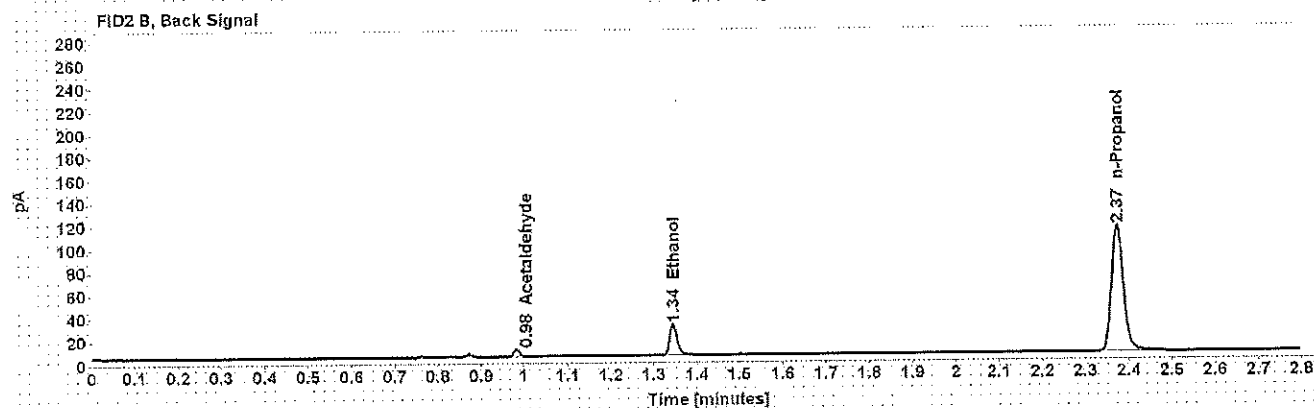
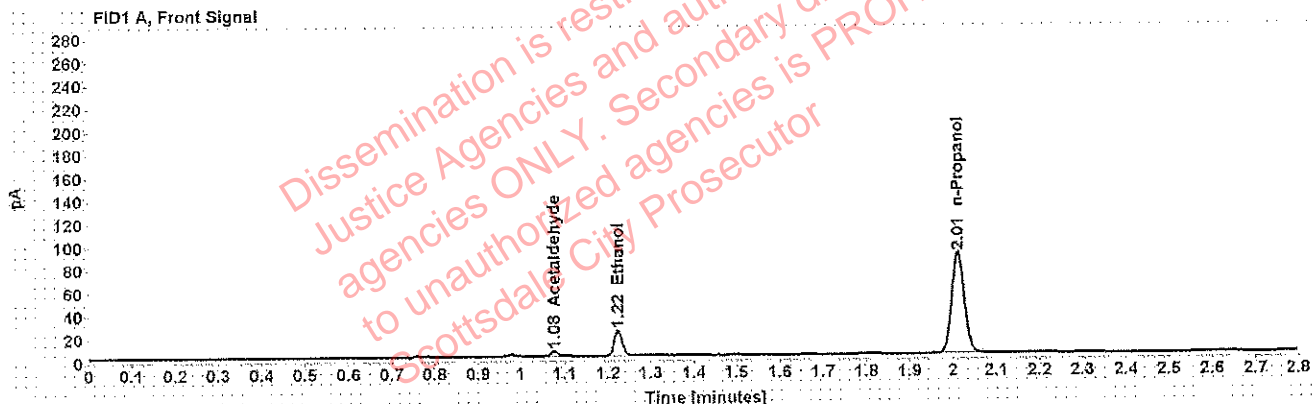


Table 1: FID 1 A (column DB-ALC1)

Compound	Amount (g/100mL)	Time (min)	Peak Area
Acetaldehyde	-----	1.076	4.511
>Ethanol	0.0451	1.223	28.417
n-Propanol	-----	2.011	178.995

Table 2: FID 2 B (column DB-ALC2)

Compound	Time (min)	Peak Area
Acetaldehyde	0.983	5.640
Ethanol	1.344	33.659
n-Propanol	2.373	210.885

## Scottsdale Police Department Crime Lab Volatiles Analysis

<b>Sample:</b> [REDACTED]	<b>Item number:</b> 1228295
<b>Injection date:</b> 8/28/2018 12:55:46 PM	<b>Vial:</b> 36
<b>Method:</b> ethanol quant.M	<b>Sequence:</b> 28Aug18
<b>Instrument:</b> US14173023 CN14160045	<b>Analyst:</b> Adrian
<b>Data file:</b> C:\Chem321\Data\28Aug18\36.D	

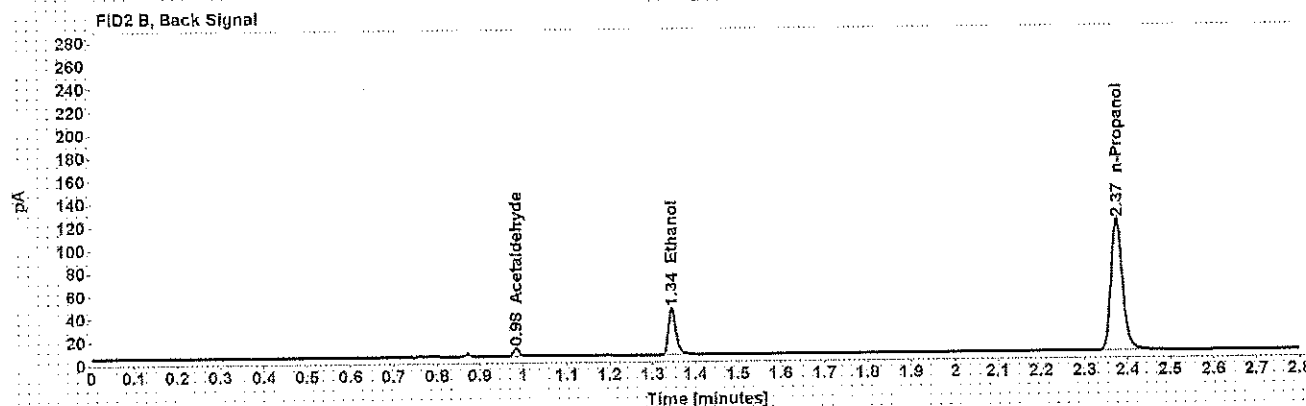
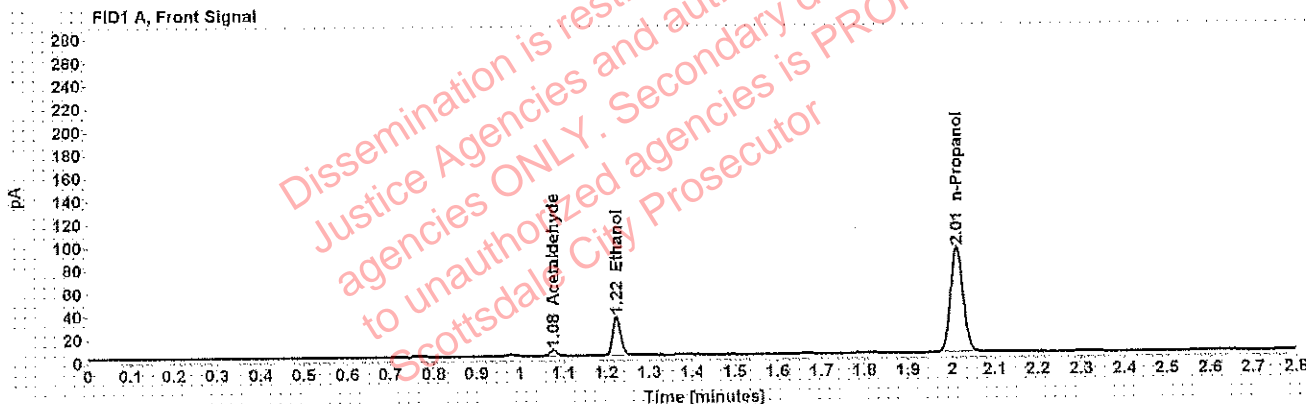


Table 1: FID 1 A (column DB-ALC1)

Compound	Amount (g/100mL)	Time (min)	Peak Area
Acetaldehyde	-----	1.077	5.054
>Ethanol	0.0641	1.224	42.533
n-Propanol	-----	2.012	186.838

Table 2: FID 2 B (column DB-ALC2)

Compound	Time (min)	Peak Area
Acetaldehyde	0.984	6.334
Ethanol	1.345	49.524
n-Propanol	2.374	220.530

## Scottsdale Police Department Crime Lab Volatiles Analysis

Sample: [REDACTED]	Item number: 1228295
Injection date: 8/28/2018 1:00:01 PM	Vial: 37
Method: ethanol quant.M	Sequence: 28Aug18
Instrument: US14173023 CN14160045	Analyst: Adrian
Data file: C:\Chem321\Data\28Aug18\37.D	

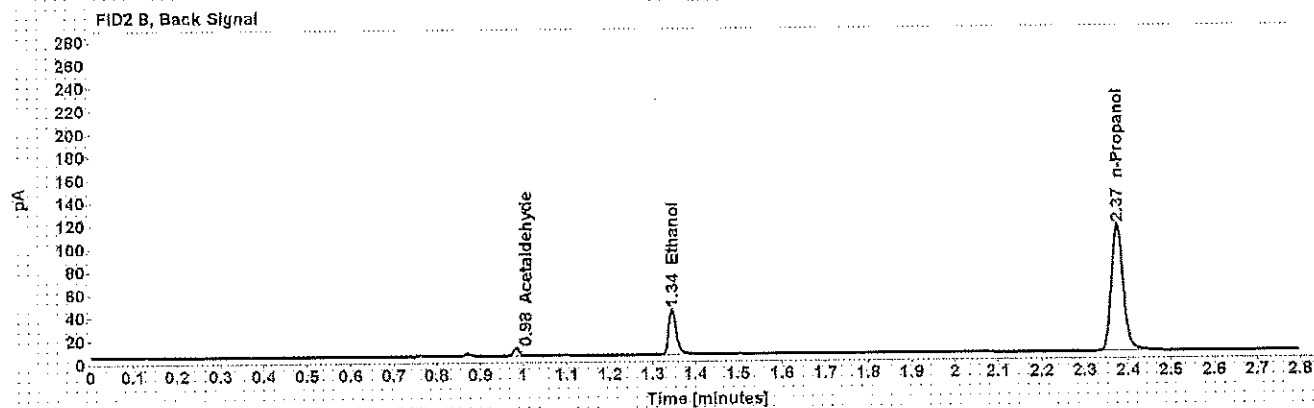
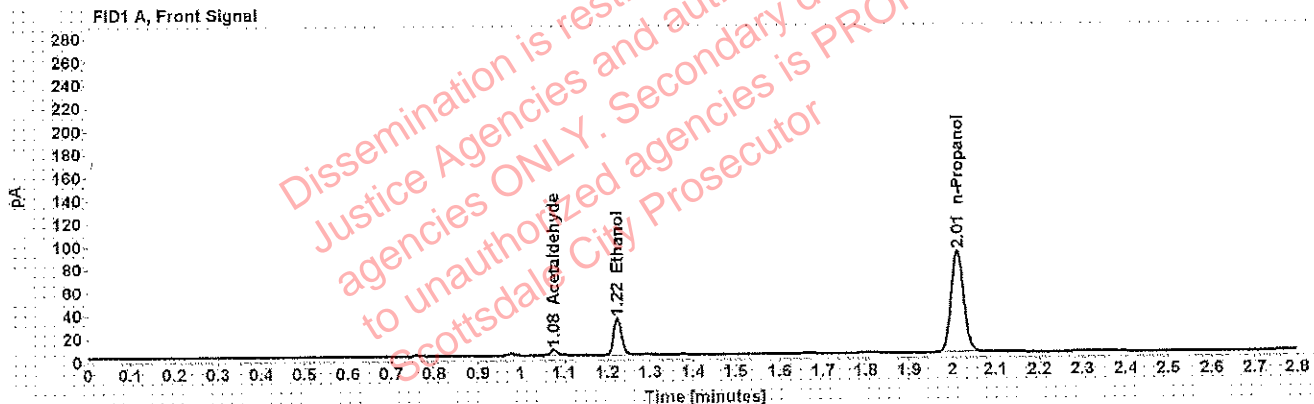


Table 1: FID 1 A (column DB-ALC1)

Compound	Amount (g/100mL)	Time (min)	Peak Area
Acetaldehyde	-----	1.076	4.928
>Ethanol	0.0639	1.223	40.896
n-Propanol	-----	2.012	180.155

Table 2: FID 2 B (column DB-ALC2)

Compound	Time (min)	Peak Area
Acetaldehyde	0.984	6.174
Ethanol	1.345	48.591
n-Propanol	2.374	212.606

## Scottsdale Police Department Crime Lab Volatiles Analysis

<b>Sample:</b> [REDACTED]	<b>Item number:</b> 1197944
<b>Injection date:</b> 8/28/2018 1:04:01 PM	<b>Vial:</b> 38
<b>Method:</b> ethanol quant.M	<b>Sequence:</b> 28Aug18
<b>Instrument:</b> US14173023 CN14160045	<b>Analyst:</b> Adrian
<b>Data file:</b> C:\Chem32\1\Data\28Aug18\38.D	

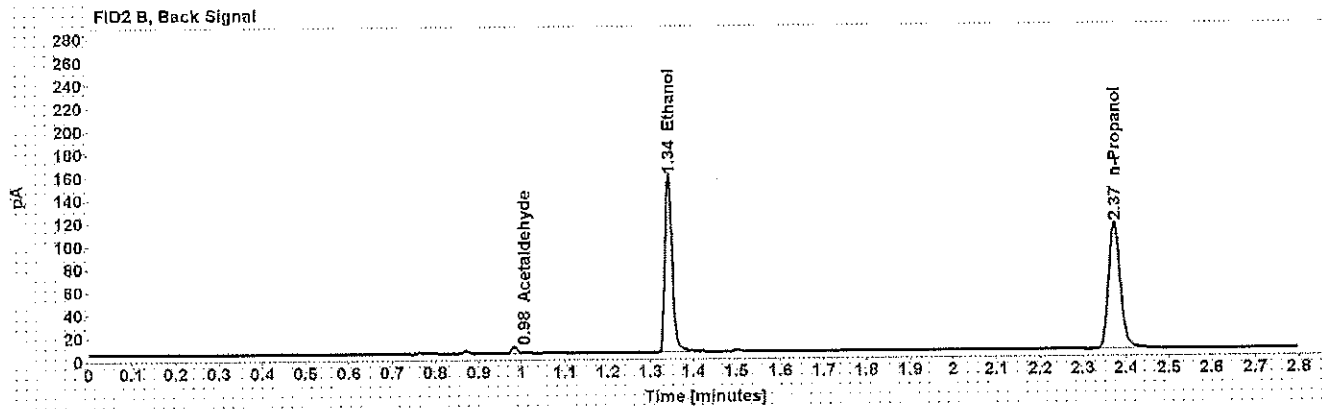
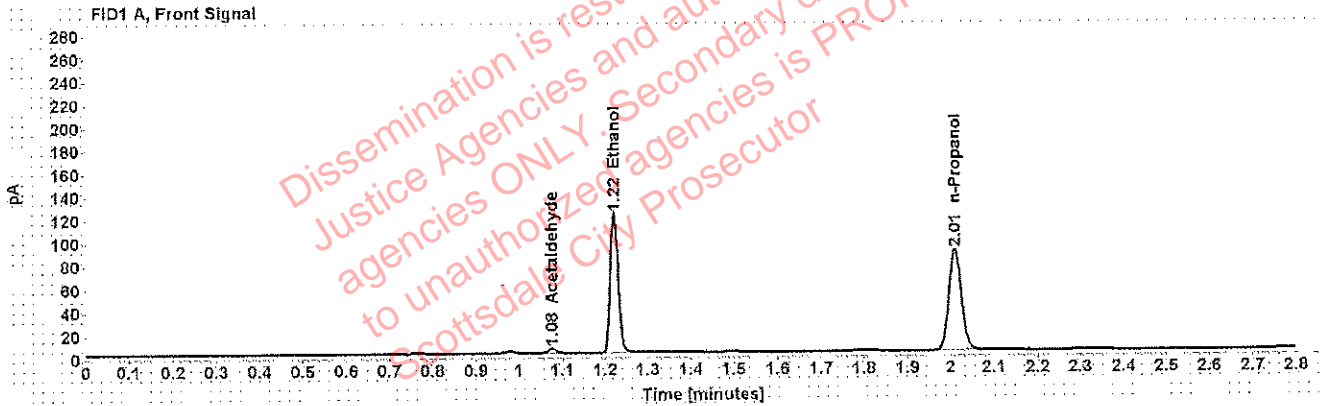


Table 1: FID 1 A (column DB-ALC1)

Compound	Amount (g/100mL)	Time (min)	Peak Area
Acetaldehyde	-----	1.076	4.184
>Ethanol	0.2391	1.222	154.672
n-Propanol	-----	2.011	179.169

Table 2: FID 2 B (column DB-ALC2)

Compound	Time (min)	Peak Area
Acetaldehyde	0.983	5.283
Ethanol	1.342	184.082
n-Propanol	2.373	211.552

## Scottsdale Police Department Crime Lab Volatiles Analysis

<b>Sample:</b> [REDACTED]	<b>Item number:</b> 1197944
<b>Injection date:</b> 8/28/2018 1:08:00 PM	<b>Vial:</b> 39
<b>Method:</b> ethanol quant.M	<b>Sequence:</b> 28Aug18
<b>Instrument:</b> US14173023 CN14160045	<b>Analyst:</b> Adrian
<b>Data file:</b> C:\Chem321\Data\28Aug18\39.D	

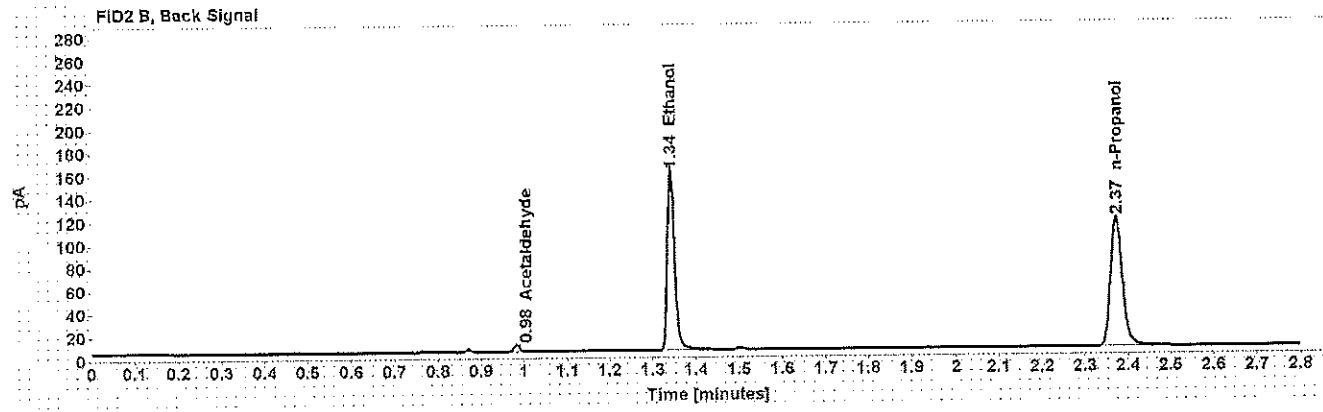
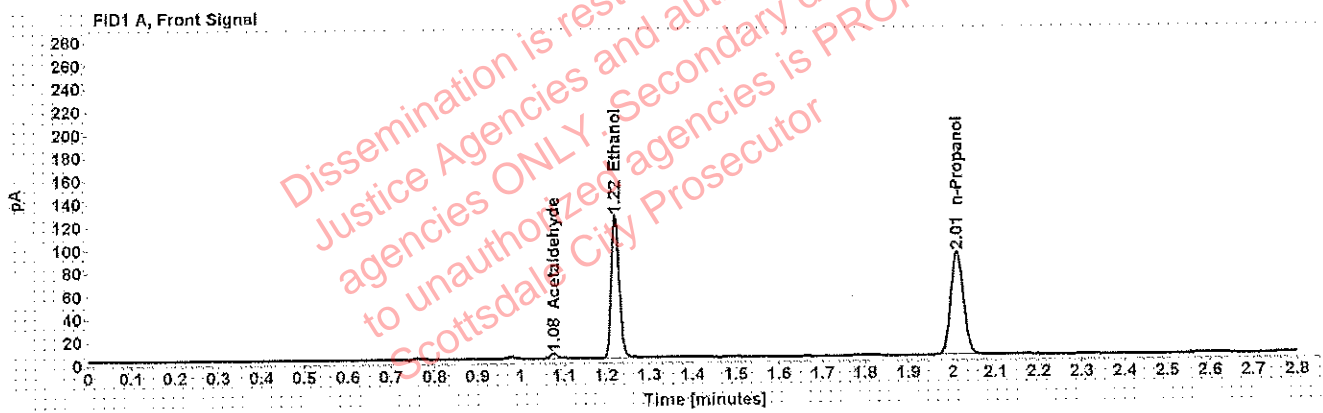


Table 1: FID 1 A (column DB-ALC1)

Compound	Amount (g/100mL)	Time (min)	Peak Area
Acetaldehyde	-----	1.076	4.269
>Ethanol	0.2384	1.222	157.868
n-Propanol	-----	2.011	183.420

Table 2: FID 2 B (column DB-ALC2)

Compound	Time (min)	Peak Area
Acetaldehyde	0.983	5.381
Ethanol	1.342	188.109
n-Propanol	2.373	216.952



## Scottsdale Police Department Crime Lab Volatiles Analysis

<b>Sample:</b> [REDACTED]	<b>Item number:</b> 1210530
<b>Injection date:</b> 8/28/2018 1:12:01 PM	<b>Vial:</b> 40
<b>Method:</b> ethanol quant.M	<b>Sequence:</b> 28Aug18
<b>Instrument:</b> US14173023 CN14160045	<b>Analyst:</b> Adrian
<b>Data file:</b> C:\Chem321\Data\28Aug18\40.D	

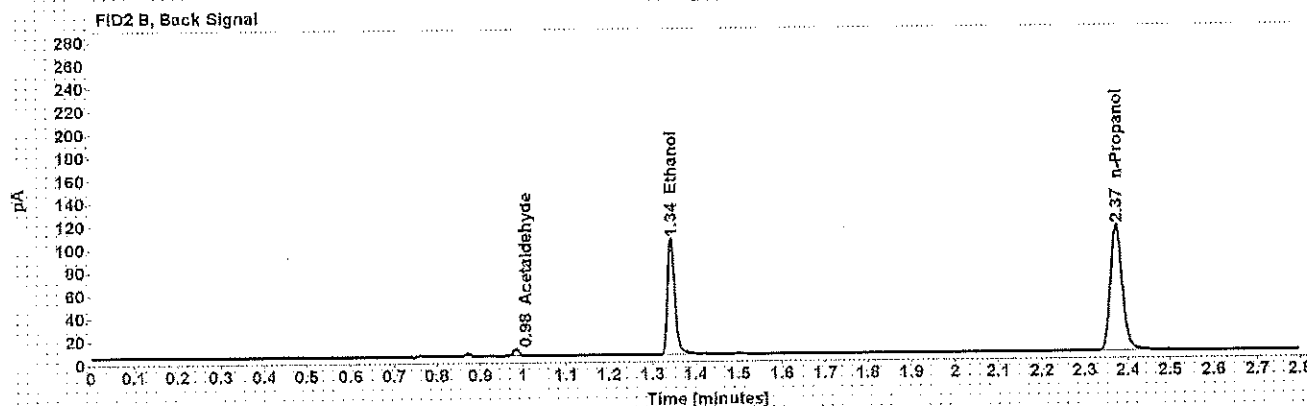
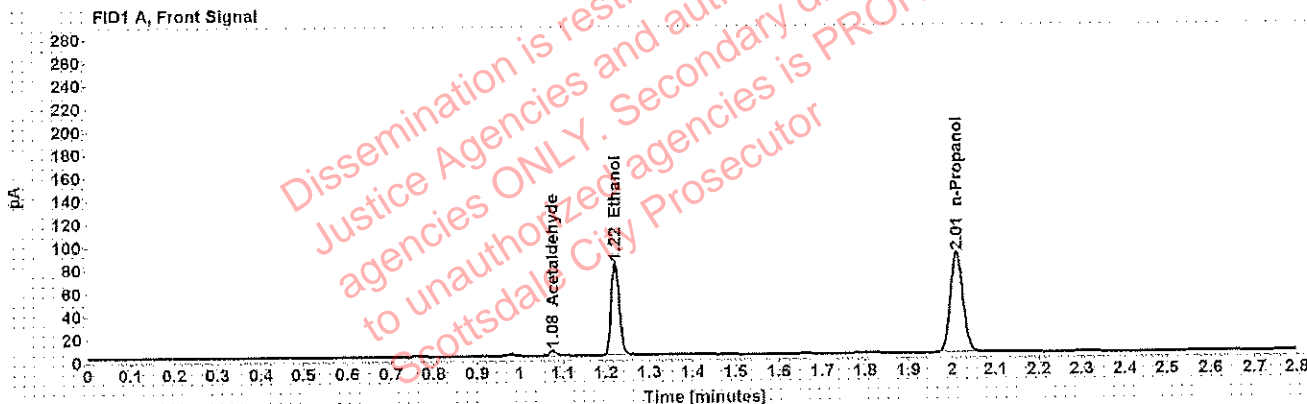


Table 1: FID 1 A (column DB-ALC1)

Compound	Amount (g/100mL)	Time (min)	Peak Area
Acetaldehyde	-----	1.076	4.418
>Ethanol	0.1605	1.222	103.017
n-Propanol	-----	2.011	178.211

Table 2: FID 2 B (column DB-ALC2)

Compound	Time (min)	Peak Area
Acetaldehyde	0.983	5.579
Ethanol	1.342	122.576
n-Propanol	2.373	210.832

## Scottsdale Police Department Crime Lab Volatiles Analysis

<b>Sample:</b> [REDACTED]	<b>Item number:</b> 1210530
<b>Injection date:</b> 8/28/2018 1:16:01 PM	<b>Vial:</b> 41
<b>Method:</b> ethanol quant.M	<b>Sequence:</b> 28Aug18
<b>Instrument:</b> US14173023 CN14160045	<b>Analyst:</b> Adrian
<b>Data file:</b> C:\Chem32\1\Data\28Aug18\41.D	

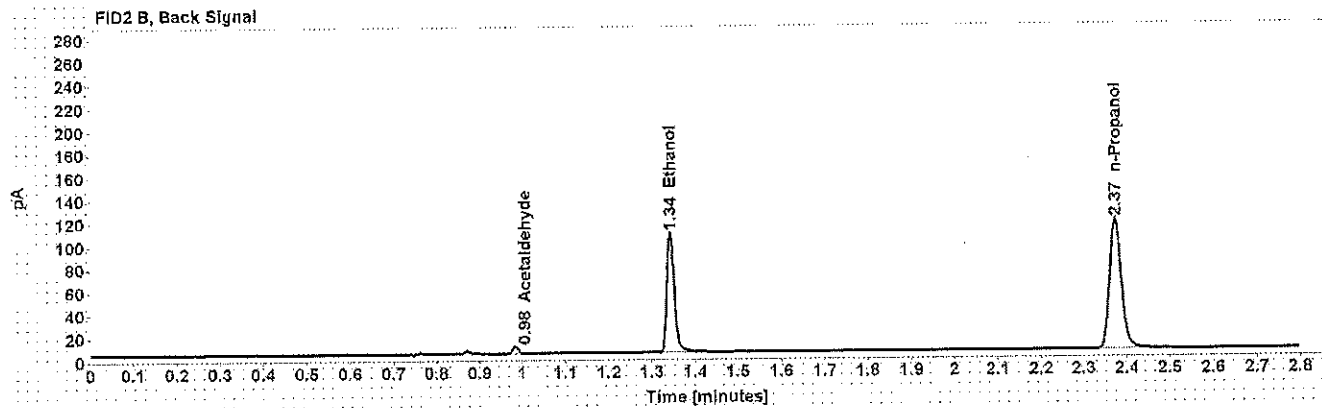
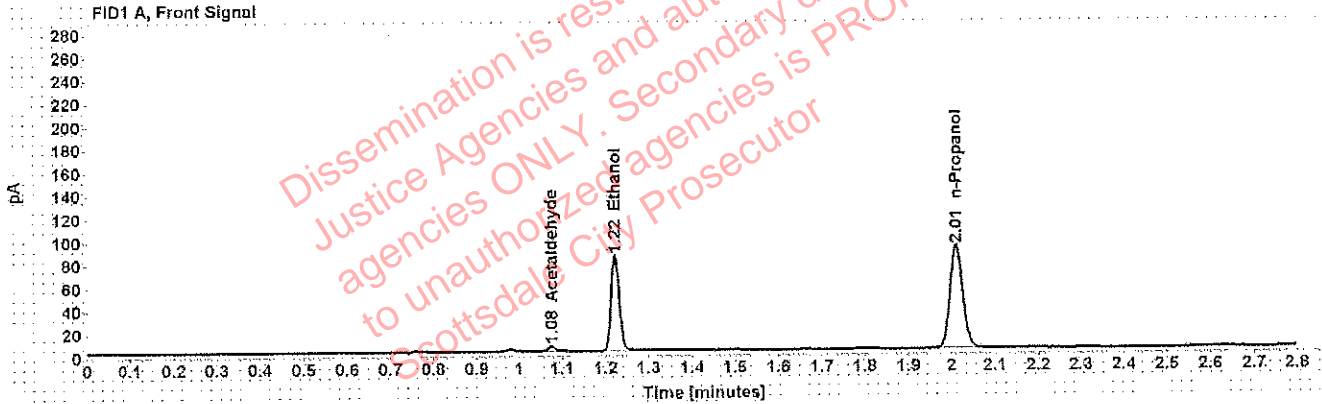


Table 1: FID 1 A (column DB-ALC1)

Compound	Amount (g/100mL)	Time (min)	Peak Area
Acetaldehyde	-----	1.076	4.492
>Ethanol	0.1812	1.222	106.617
n-Propanol	-----	2.011	183.642

Table 2: FID 2 B (column DB-ALC2)

Compound	Time (min)	Peak Area
Acetaldehyde	0.983	5.679
Ethanol	1.343	126.793
n-Propanol	2.373	217.082

## Scottsdale Police Department Crime Lab Volatiles Analysis

<b>Sample:</b> [REDACTED]	<b>Item number:</b> 1229378
<b>Injection date:</b> 8/28/2018 1:24:15 PM	<b>Vial:</b> 43
<b>Method:</b> ethanol quant.M	<b>Sequence:</b> 28Aug18
<b>Instrument:</b> US14173023 CN14160045	<b>Analyst:</b> Adrian
<b>Data file:</b> C:\Chem32\1\Data\28Aug18\43.D	

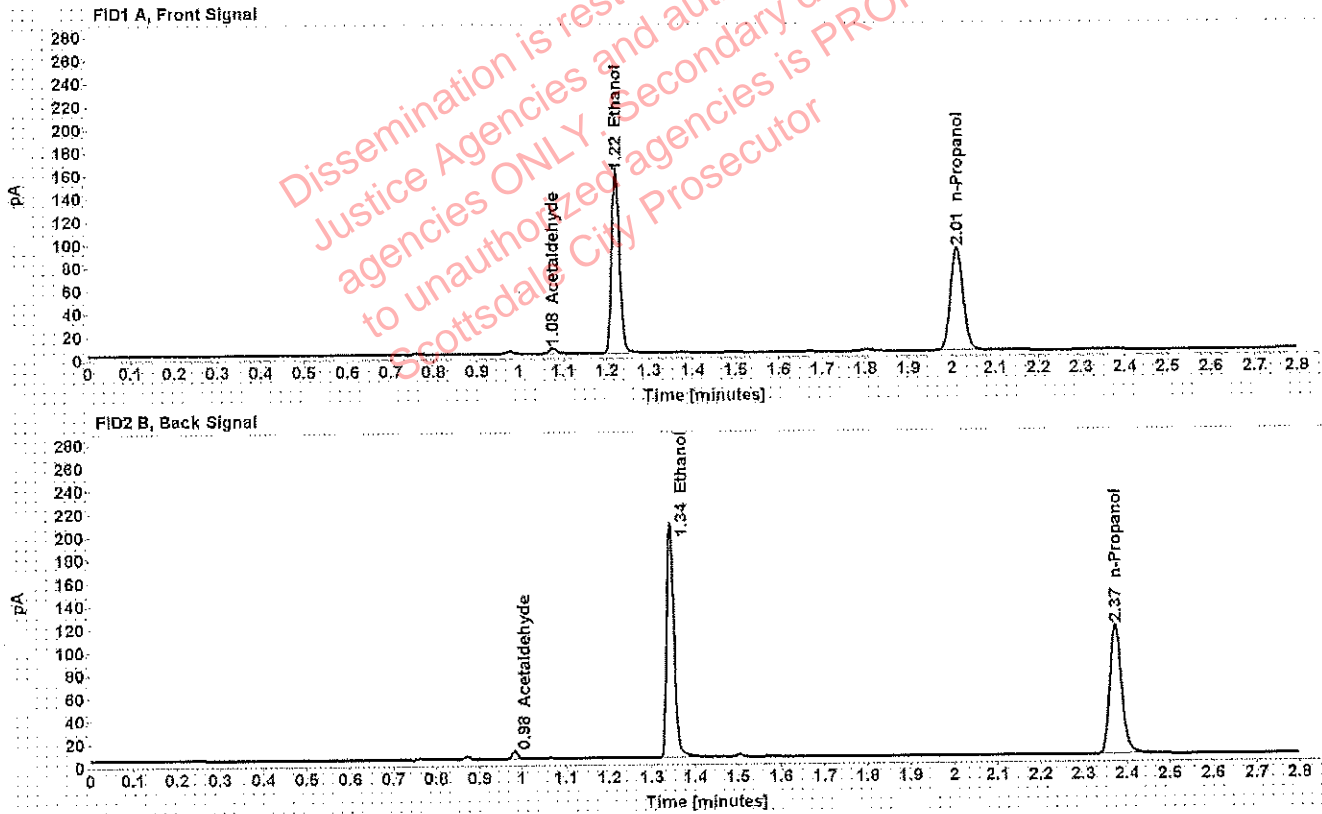


Table 1: FID 1 A (column DB-ALC1)

Compound	Amount (g/100mL)	Time (min)	Peak Area
Acetaldehyde	-----	1.076	4.679
>Ethanol	0.3055	1.222	202.319
n-Propanol	-----	2.011	183.197

Table 2: FID 2 B (column DB-ALC2)

Compound	Time (min)	Peak Area
Acetaldehyde	0.983	5.883
Ethanol	1.342	241.925
n-Propanol	2.373	214.700

## Scottsdale Police Department Crime Lab Volatiles Analysis

<b>Sample:</b> [REDACTED]	<b>Item number:</b> 1229378
<b>Injection date:</b> 8/28/2018 1:28:15 PM	<b>Vial:</b> 44
<b>Method:</b> ethanol quant.M	<b>Sequence:</b> 28Aug18
<b>Instrument:</b> US14173023 CN14160045	<b>Analyst:</b> Adrian
<b>Data file:</b> C:\Chem32\1\Data\28Aug18\44.D	

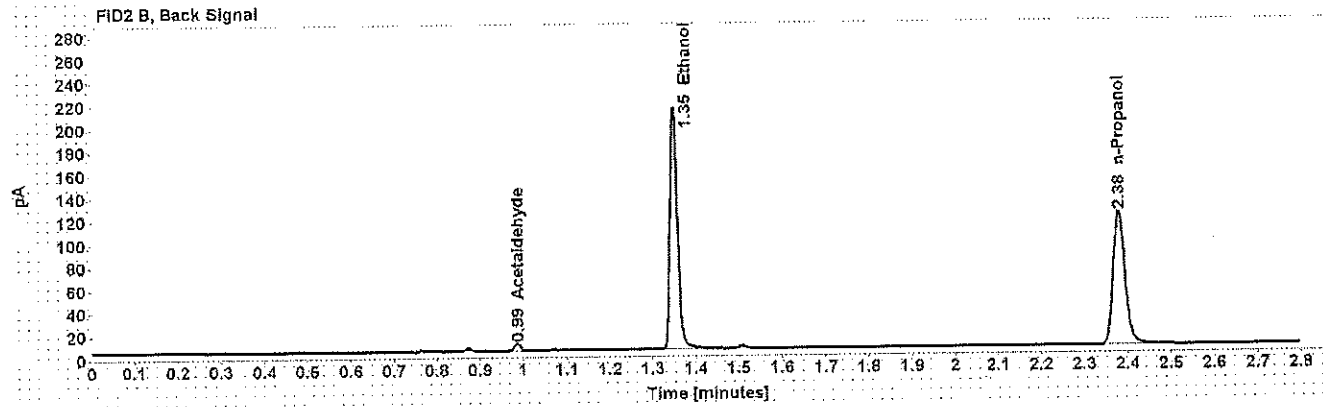
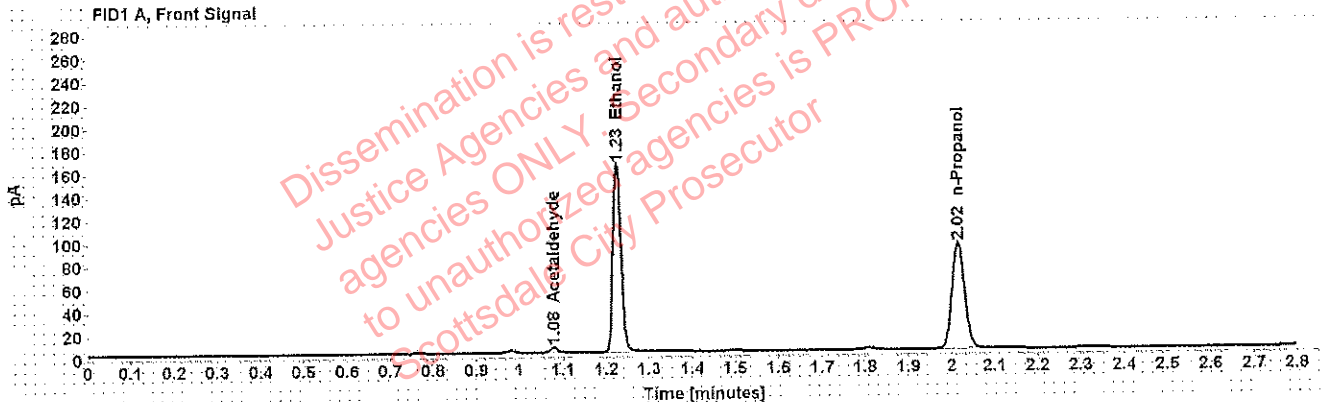


Table 1: FID 1 A (column DB-ALC1)

Compound	Amount (g/100mL)	Time (min)	Peak Area
Acetaldehyde	-----	1.079	4.486
>Ethanol	0.3120	1.226	212.721
n-Propanol	-----	2.016	188.550

Table 2: FID 2 B (column DB-ALC2)

Compound	Time (min)	Peak Area
Acetaldehyde	0.987	5.813
Ethanol	1.349	254.490
n-Propanol	2.380	223.687

## Scottsdale Police Department Crime Lab Volatiles Analysis

Sample: [REDACTED]	Item number: 1203070
Injection date: 8/28/2018 1:32:16 PM	Vial: 45
Method: ethanol quant.M	Sequence: 28Aug18
Instrument: US14173023 CN14160045	Analyst: Adrian
Data file: C:\Chem32\1\Data\28Aug18\45.D	

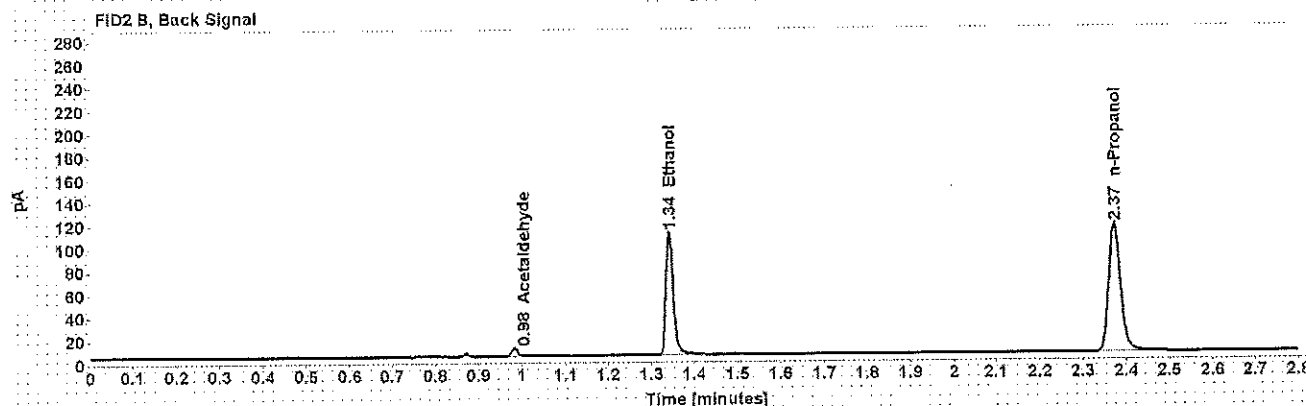
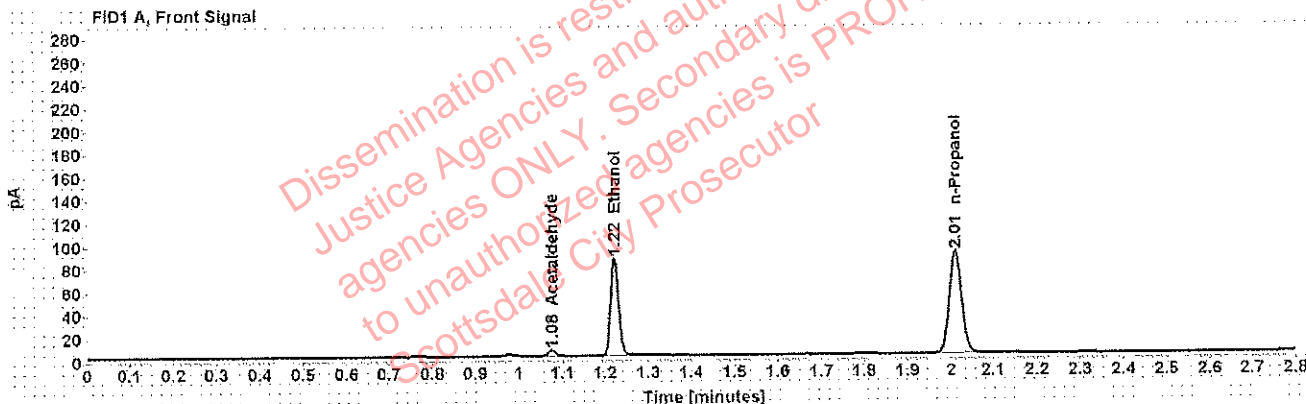


Table 1: FID 1 A (column DB-ALC1)

Compound	Amount (g/100mL)	Time (min)	Peak Area
Acetaldehyde	-----	1.076	5.163
>Ethanol	0.1664	1.222	108.817
n-Propanol	-----	2.011	181.553

Table 2: FID 2 B (column DB-ALC2)

Compound	Time (min)	Peak Area
Acetaldehyde	0.983	6.504
Ethanol	1.342	129.361
n-Propanol	2.373	214.930

## Scottsdale Police Department Crime Lab Volatiles Analysis

Sample: [REDACTED]	Item number: 1203070
Injection date: 8/28/2018 1:36:16 PM	Vial: 46
Method: ethanol quant.M	Sequence: 28Aug18
Instrument: US14173023 CN14160045	Analyst: Adrian
Data file: C:\Chem32\1\Data\28Aug18\46.D	

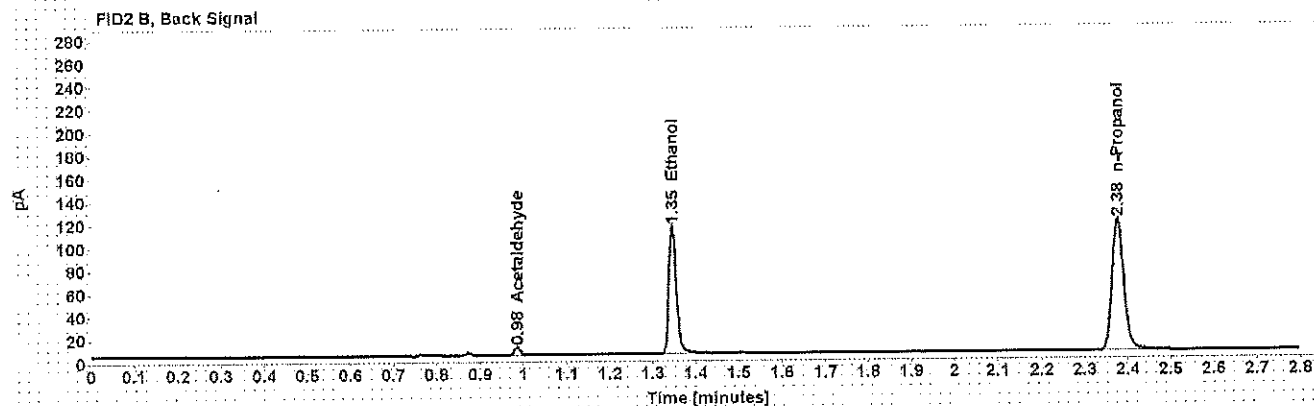
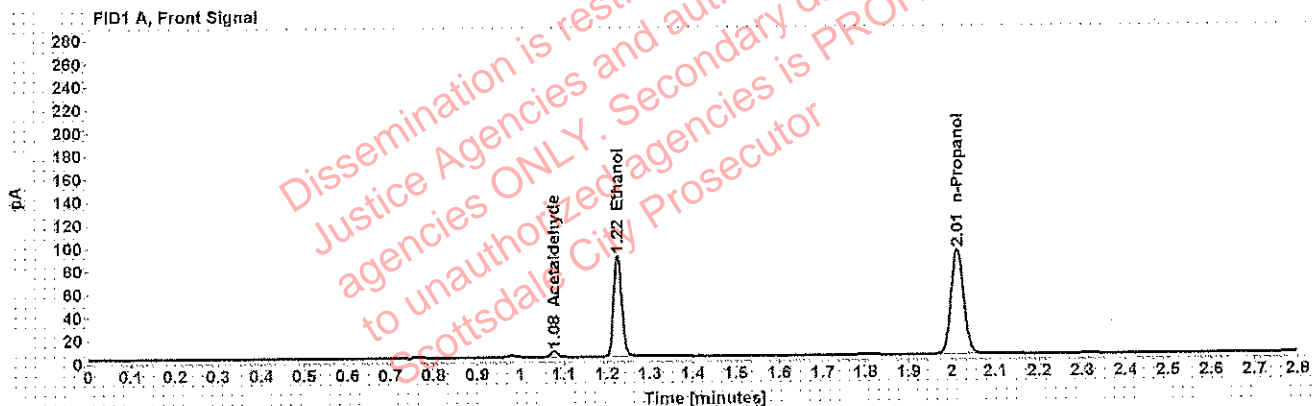


Table 1: FID 1 A (column DB-ALC1)

Compound	Amount (g/100mL)	Time (min)	Peak Area
Acetaldehyde	-----	1.078	5.102
>Ethanol	0.1687	1.225	113.337
n-Propanol	-----	2.013	186.462

Table 2: FID 2 B (column DB-ALC2)

Compound	Time (min)	Peak Area
Acetaldehyde	0.985	6.384
Ethanol	1.346	135.115
n-Propanol	2.376	220.784

## Scottsdale Police Department Crime Lab Volatiles Analysis

<b>Sample:</b> [REDACTED]	<b>Item number:</b> 1207752
<b>Injection date:</b> 8/28/2018 1:40:16 PM	<b>Vial:</b> 47
<b>Method:</b> ethanol quant.M	<b>Sequence:</b> 28Aug18
<b>Instrument:</b> US14173023 CN14160045	<b>Analyst:</b> Adrian
<b>Data file:</b> C:\Chem32\1\Data\28Aug18\47.D	

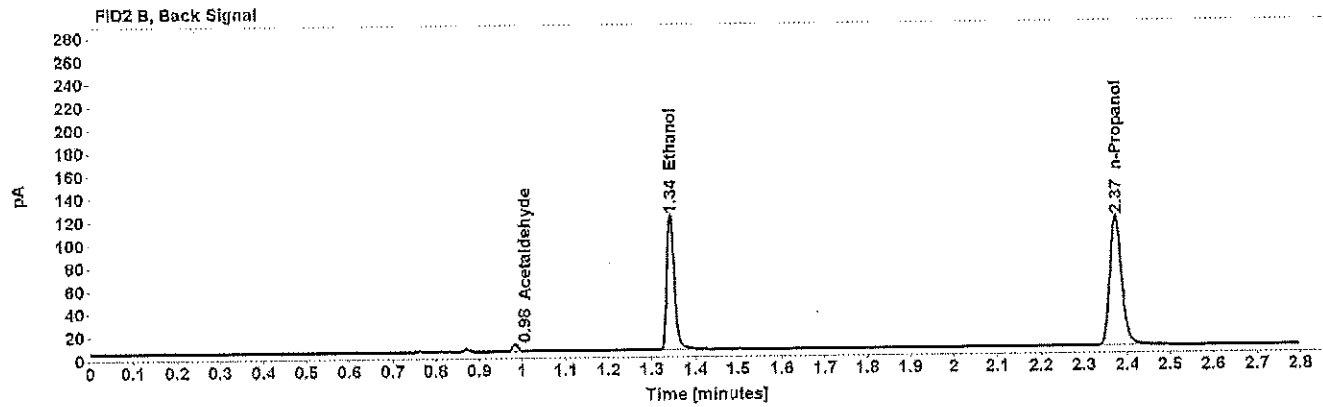
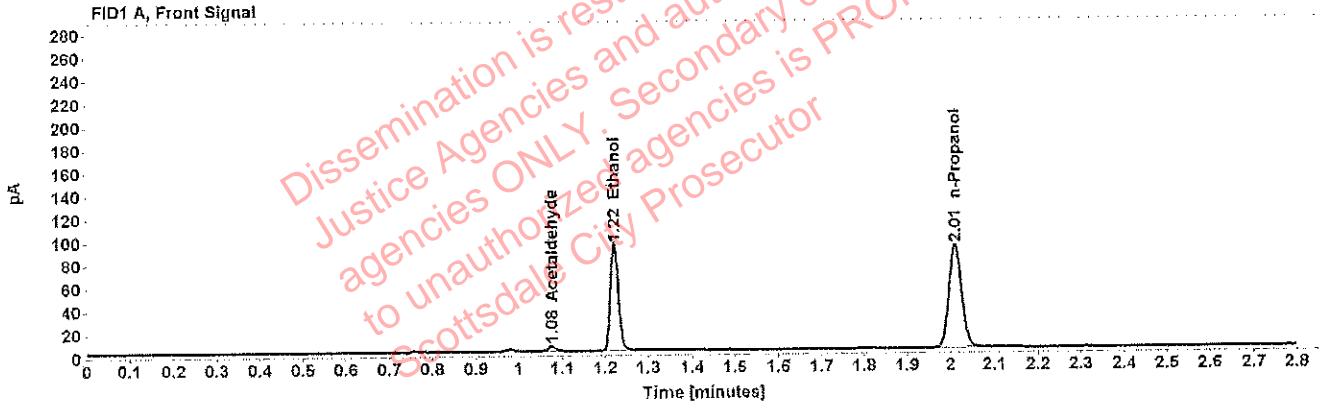


Table 1: FID 1 A (column DB-ALC1)

Compound	Amount (g/100mL)	Time (min)	Peak Area
Acetaldehyde	-----	1.076	4.287
>Ethanol	0.1805	1.222	119.217
n-Propanol	-----	2.011	183.282

Table 2: FID 2 B (column DB-ALC2)

Compound	Time (min)	Peak Area
Acetaldehyde	0.983	5.410
Ethanol	1.342	142.058
n-Propanol	2.373	216.758

## Scottsdale Police Department Crime Lab Volatiles Analysis

<b>Sample:</b> [REDACTED]	<b>Item number:</b> 1207752
<b>Injection date:</b> 8/28/2018 1:44:16 PM	<b>Vial:</b> 48
<b>Method:</b> ethanol quant.M	<b>Sequence:</b> 28Aug18
<b>Instrument:</b> US14173023 CN14160045	<b>Analyst:</b> Adrian
<b>Data file:</b> C:\Chem3211\Data\28Aug18\48.D	

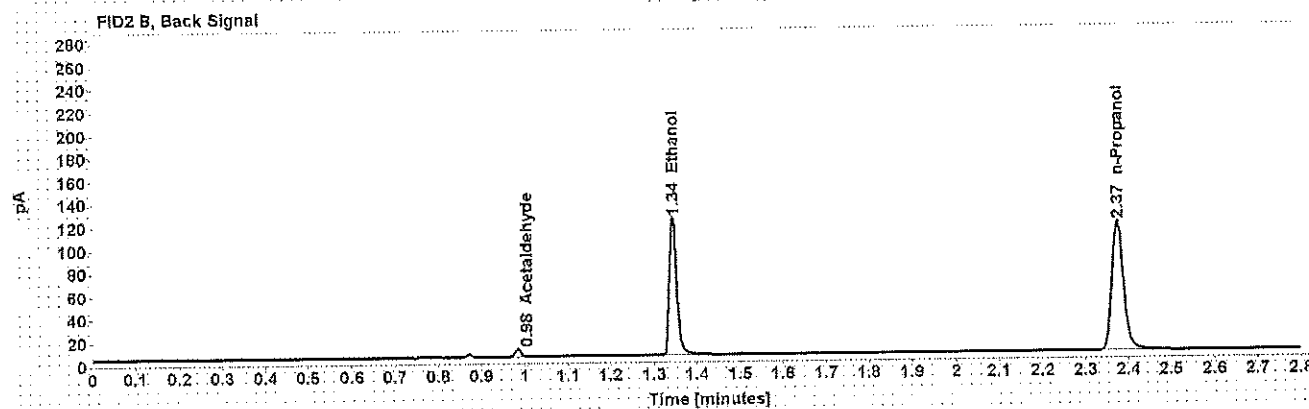
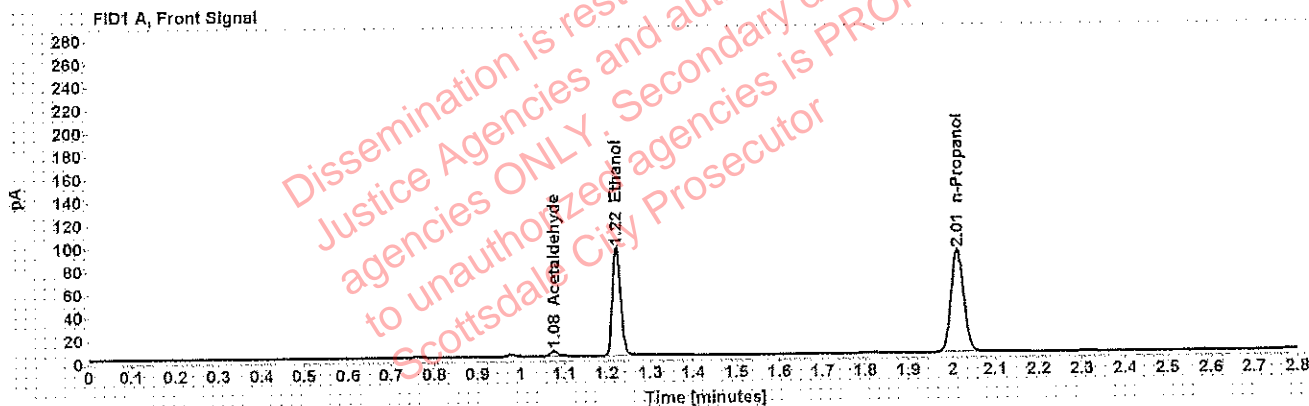


Table 1: FID 1 A (column DB-ALC1)

Compound	Amount (g/100mL)	Time (min)	Peak Area
Acetaldehyde	-----	1.077	4.862
>Ethanol	0.1839	1.223	121.347
n-Propanol	-----	2.012	183.030

Table 2: FID 2 B (column DB-ALC2)

Compound	Time (min)	Peak Area
Acetaldehyde	0.984	6.066
Ethanol	1.344	144.685
n-Propanol	2.375	216.796



## Scottsdale Police Department Crime Lab Volatiles Analysis

<b>Sample:</b> [REDACTED]	<b>Item number:</b> 1227214
<b>Injection date:</b> 8/28/2018 1:48:31 PM	<b>Vial:</b> 49
<b>Method:</b> ethanol quant.M	<b>Sequence:</b> 28Aug18
<b>Instrument:</b> US14173023 CN14160045	<b>Analyst:</b> Adrian
<b>Data file:</b> C:\Chem32\1\Data\28Aug18\49.D	

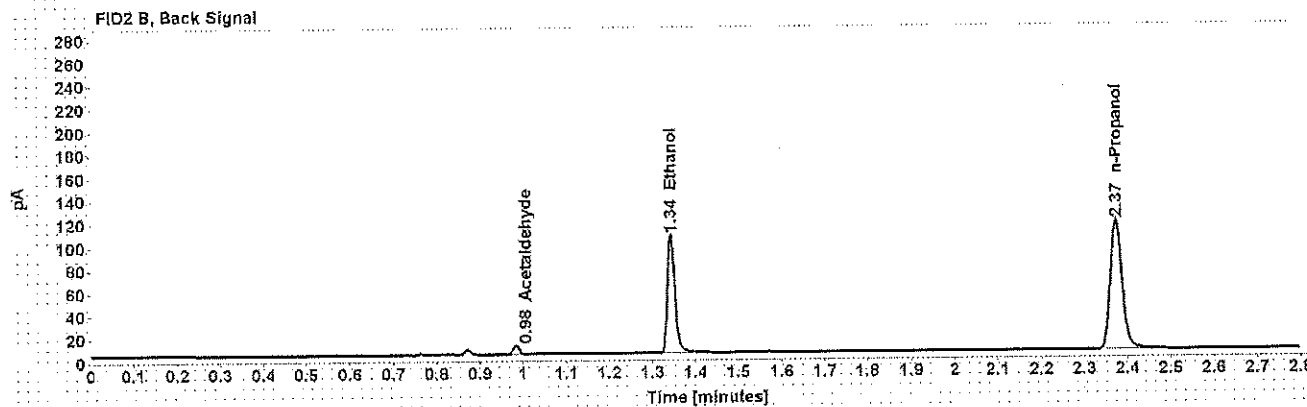
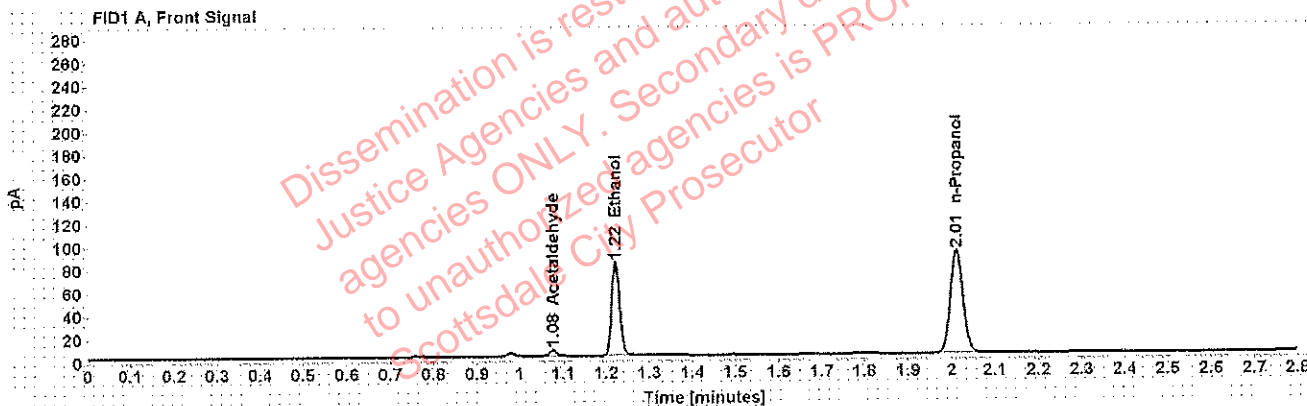


Table 1: FID 1 A (column DB-ALC1)

Compound	Amount (g/100mL)	Time (min)	Peak Area
Acetaldehyde	-----	1.076	5.543
>Ethanol	0.1590	1.222	104.563
n-Propanol	-----	2.011	182.646

Table 2: FID 2 B (column DB-ALC2)

Compound	Time (min)	Peak Area
Acetaldehyde	0.983	6.990
Ethanol	1.343	124.431
n-Propanol	2.373	216.609

## Scottsdale Police Department Crime Lab Volatiles Analysis

<b>Sample:</b> [REDACTED]	<b>Item number:</b> 1227214
<b>Injection date:</b> 8/28/2018 1:52:31 PM	<b>Vial:</b> 50
<b>Method:</b> ethanol quant.M	<b>Sequence:</b> 28Aug18
<b>Instrument:</b> US14173023 CN14160045	<b>Analyst:</b> Adrian
<b>Data file:</b> C:\Chem32\1\Data\28Aug18\50.D	

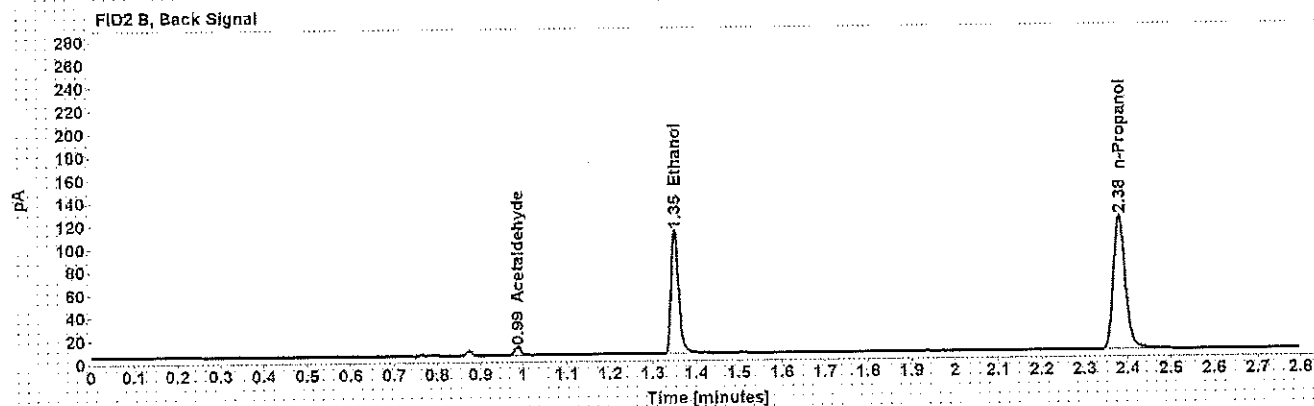
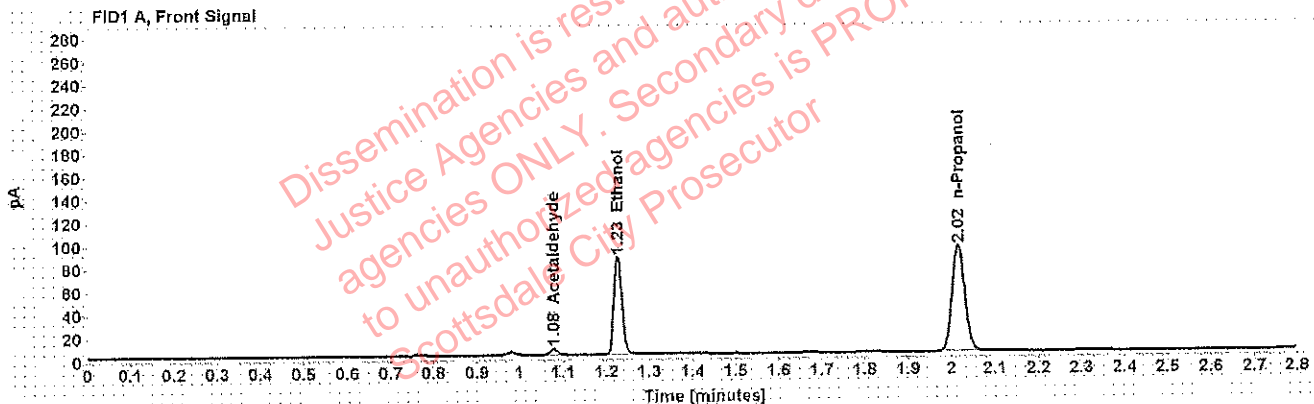


Table 1: FID 1 A (column DB-ALC1)

Compound	Amount (g/100mL)	Time (min)	Peak Area
Acetaldehyde	-----	1.079	5.464
>Ethanol	0.1622	1.227	110.268
n-Propanol	-----	2.016	188.774

Table 2: FID 2 B (column DB-ALC2)

Compound	Time (min)	Peak Area
Acetaldehyde	0.987	6.829
Ethanol	1.350	131.116
n-Propanol	2.380	223.772

## Scottsdale Police Department Crime Lab Volatiles Analysis

<b>Sample:</b> [REDACTED]	<b>Item number:</b> 1226032
<b>Injection date:</b> 8/28/2018 1:56:30 PM	<b>Vial:</b> 51
<b>Method:</b> ethanol quant.M	<b>Sequence:</b> 28Aug18
<b>Instrument:</b> US14173023 CN14160045	<b>Analyst:</b> Adrian
<b>Data file:</b> C:\Chem321\Data\28Aug18\51.D	

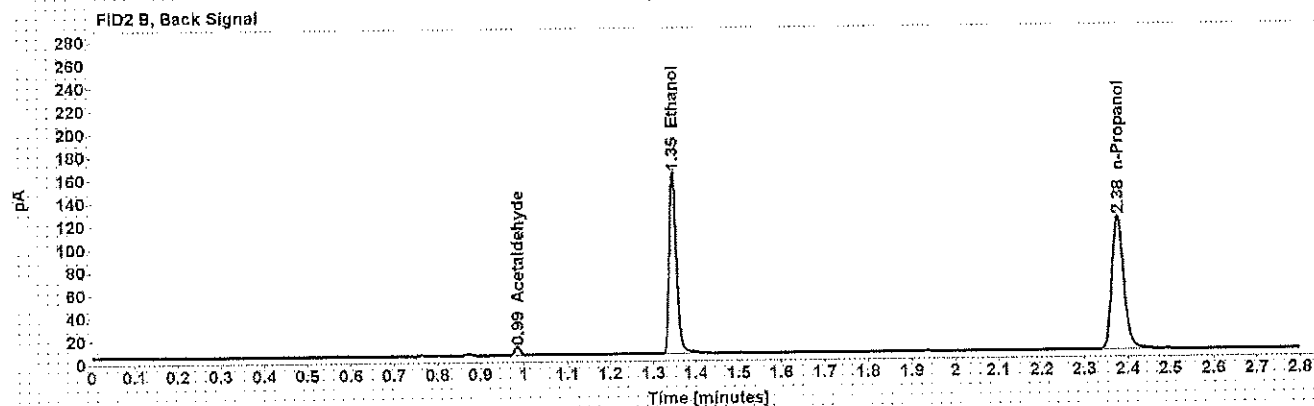
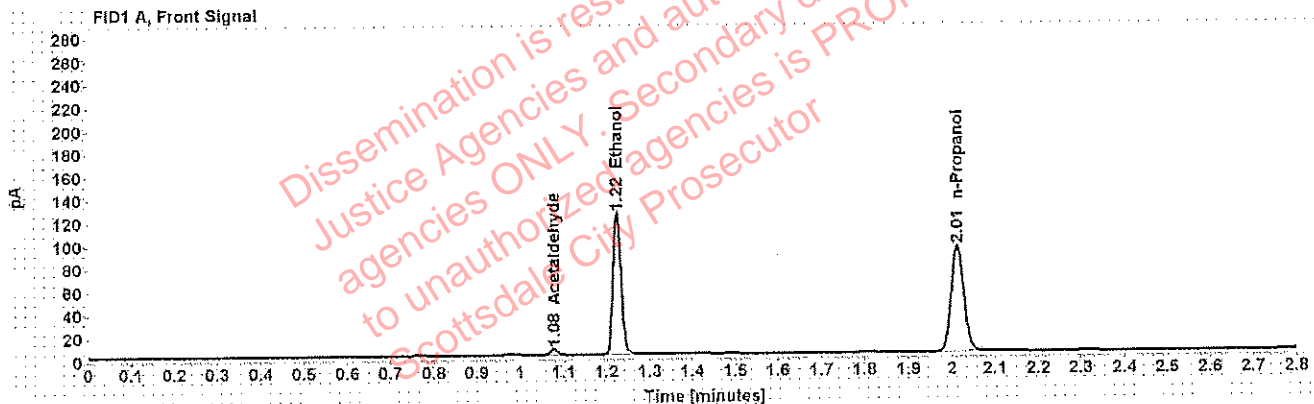


Table 1: FID 1 A (column DB-ALC1)

Compound	Amount (g/100mL)	Time (min)	Peak Area
Acetaldehyde	-----	1.078	5.327
>Ethanol	0.2344	1.225	159.342
n-Propanol	-----	2.014	188.291

Table 2: FID 2 B (column DB-ALC2)

Compound	Time (min)	Peak Area
Acetaldehyde	0.985	6.666
Ethanol	1.346	190.401
n-Propanol	2.377	223.658

## Scottsdale Police Department Crime Lab Volatiles Analysis

<b>Sample:</b> [REDACTED]	<b>Item number:</b> 1226032
<b>Injection date:</b> 8/28/2018 2:00:31 PM	<b>Vial:</b> 52
<b>Method:</b> ethanol quant.M	<b>Sequence:</b> 28Aug18
<b>Instrument:</b> US14173023 CN14160045	<b>Analyst:</b> Adrian
<b>Data file:</b> C:\Chem32\1\Data\28Aug18\52.D	

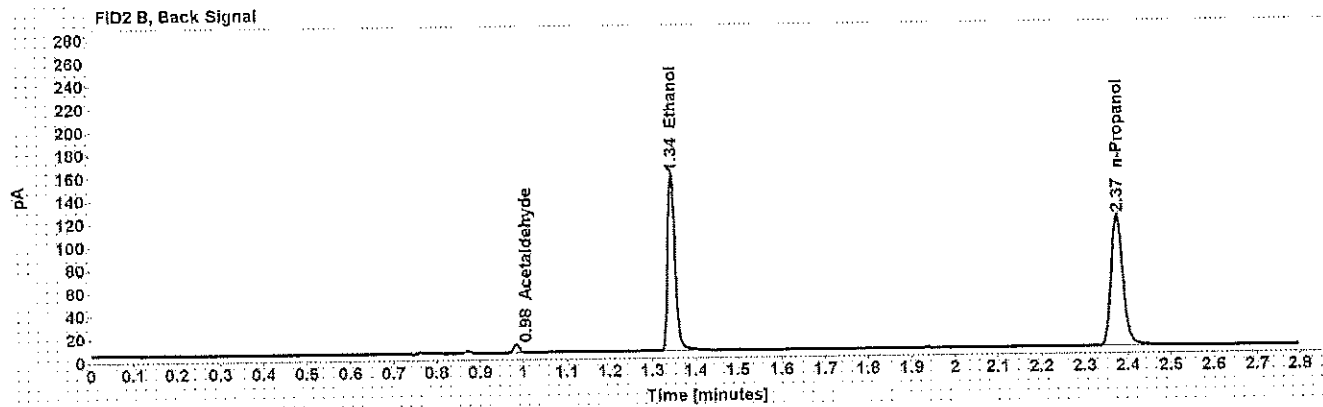
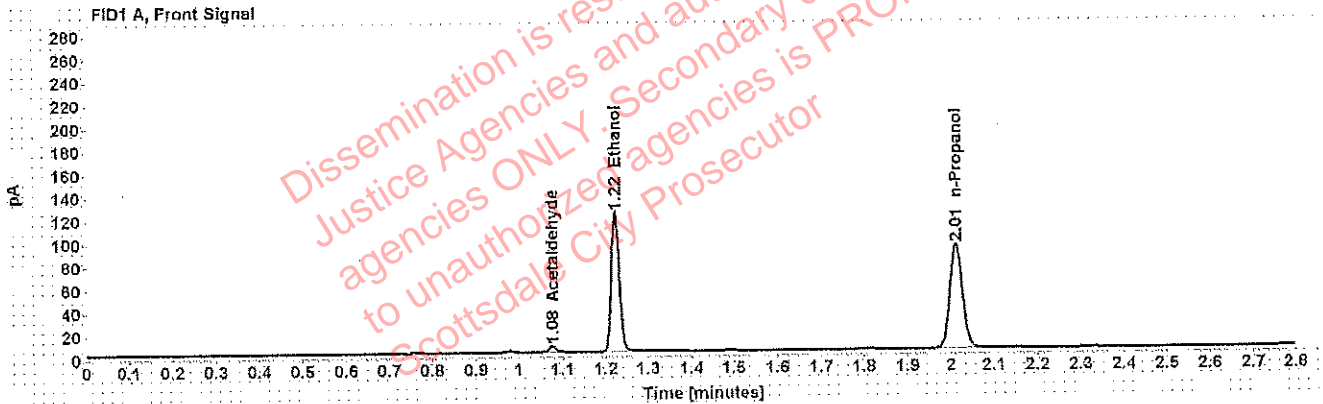


Table 1: FID 1 A (column DB-ALC1)

Compound	Amount (g/100mL)	Time (min)	Peak Area
Acetaldehyde	-----	1.077	5.269
>Ethanol	0.2331	1.223	155.642
n-Propanol	-----	2.012	184.940

Table 2: FID 2 B (column DB-ALC2)

Compound	Time (min)	Peak Area
Acetaldehyde	0.984	6.570
Ethanol	1.344	185.577
n-Propanol	2.374	219.645

## Scottsdale Police Department Crime Lab Volatiles Analysis

<b>Sample:</b> [REDACTED]	<b>Item number:</b> 1227100
<b>Injection date:</b> 8/28/2018 2:08:31 PM	<b>Vial:</b> 54
<b>Method:</b> ethanol quant.M	<b>Sequence:</b> 28Aug18
<b>Instrument:</b> US14173023 CN14160045	<b>Analyst:</b> Adrian
<b>Data file:</b> C:\Chem32\1\Data\28Aug18\54.D	

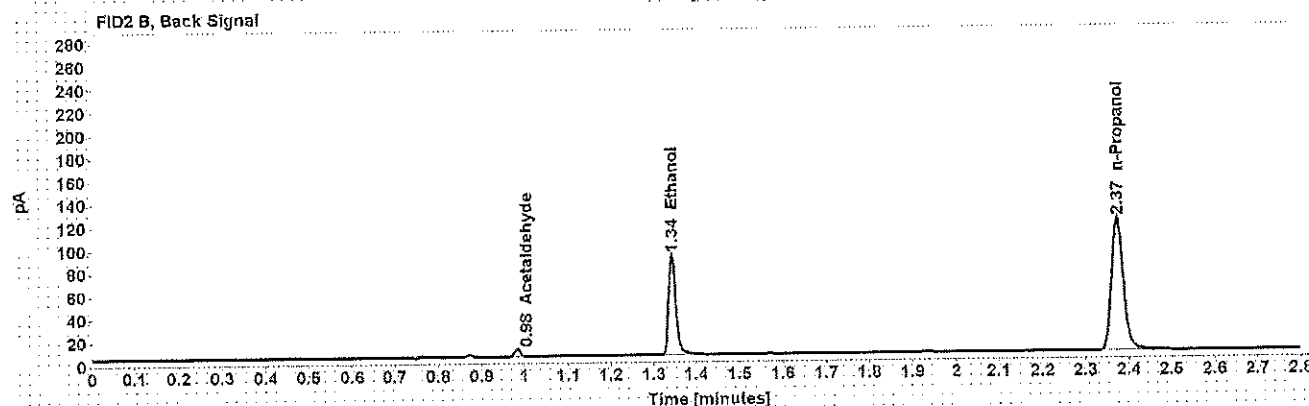
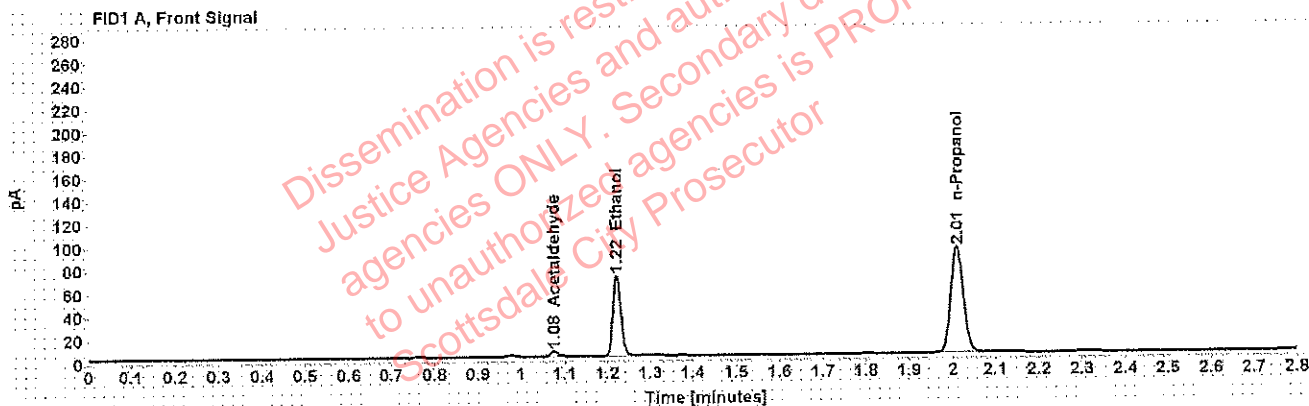


Table 1: FID 1 A (column DB-ALC1)

Compound	Amount (g/100mL)	Time (min)	Peak Area
Acetaldehyde	-----	1.076	4.828
>Ethanol	0.1321	1.222	89.267
n-Propanol	-----	2.011	187.987

Table 2: FID 2 B (column DB-ALC2)

Compound	Time (min)	Peak Area
Acetaldehyde	0.983	6.046
Ethanol	1.343	106.396
n-Propanol	2.373	223.422

## Scottsdale Police Department Crime Lab Volatiles Analysis

<b>Sample:</b> [REDACTED]	<b>Item number:</b> 1227100
<b>Injection date:</b> 8/28/2018 2:12:46 PM	<b>Vial:</b> 55
<b>Method:</b> ethanol quant.M	<b>Sequence:</b> 28Aug18
<b>Instrument:</b> US14173023 CN14160045	<b>Analyst:</b> Adrian
<b>Data file:</b> C:\Chem32\1\Data\28Aug18\55.D	

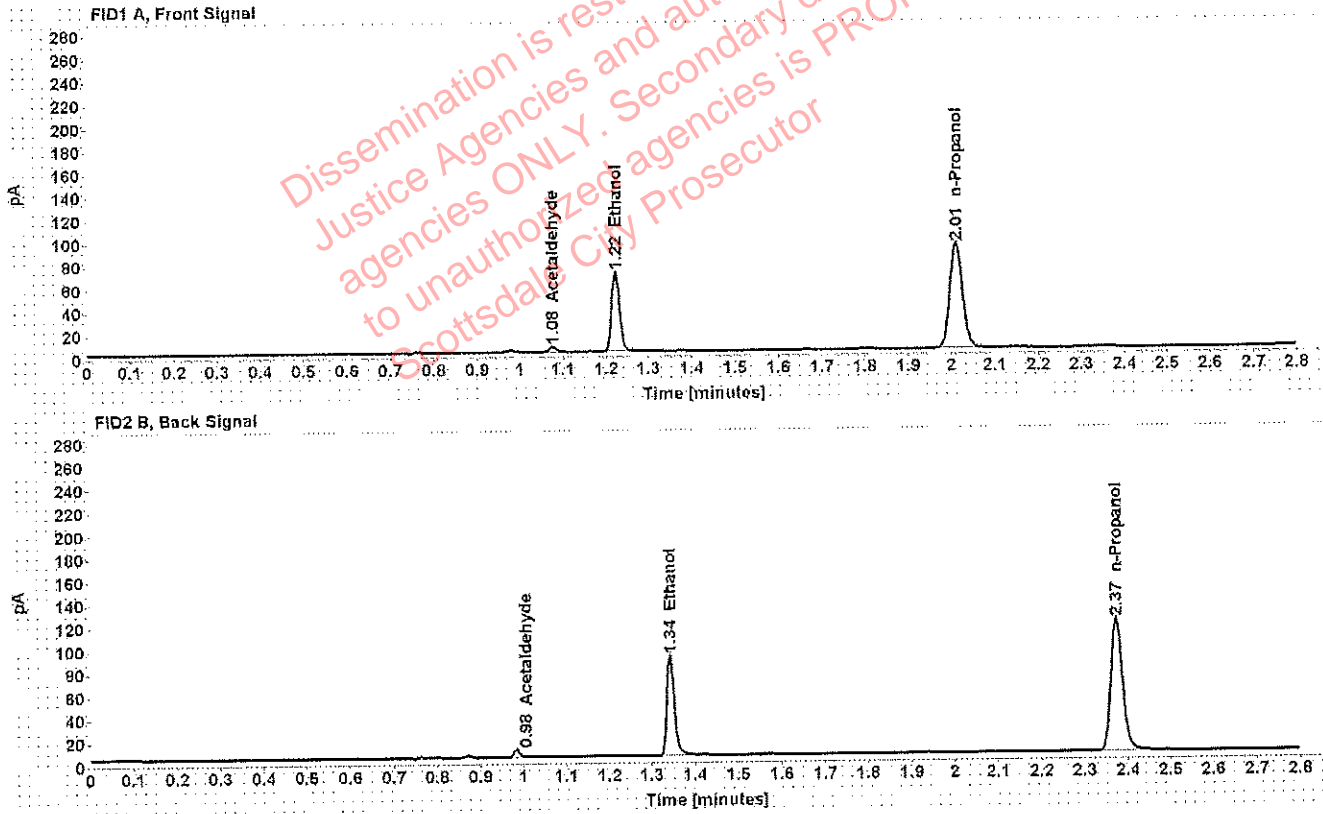


Table 1: FID 1 A (column DB-ALC1)

Compound	Amount (g/100mL)	Time (min)	Peak Area
Acetaldehyde	-----	1.076	4.707
>Ethanol	0.1327	1.223	89.035
n-Propanol	-----	2.012	186.661

Table 2: FID 2 B (column DB-ALC2)

Compound	Time (min)	Peak Area
Acetaldehyde	0.983	5.928
Ethanol	1.343	105.278
n-Propanol	2.374	221.683

## Scottsdale Police Department Crime Lab Volatiles Analysis

<b>Sample:</b> [REDACTED]	<b>Item number:</b> 1230233
<b>Injection date:</b> 8/28/2018 2:16:46 PM	<b>Vial:</b> 56
<b>Method:</b> ethanol quant.M	<b>Sequence:</b> 28Aug18
<b>Instrument:</b> US14173023 CN14160045	<b>Analyst:</b> Adrian
<b>Data file:</b> C:\Chem32\1\Data\28Aug18\56.D	

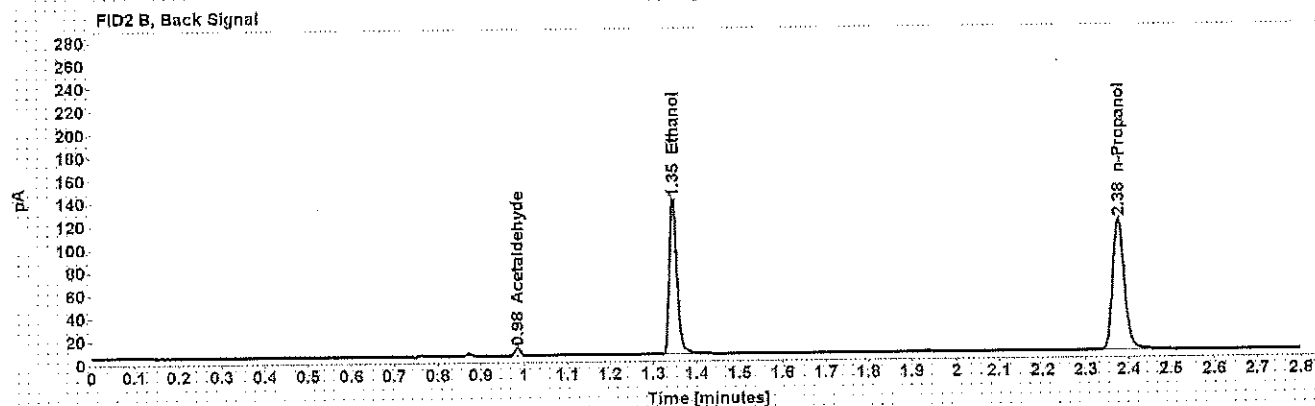
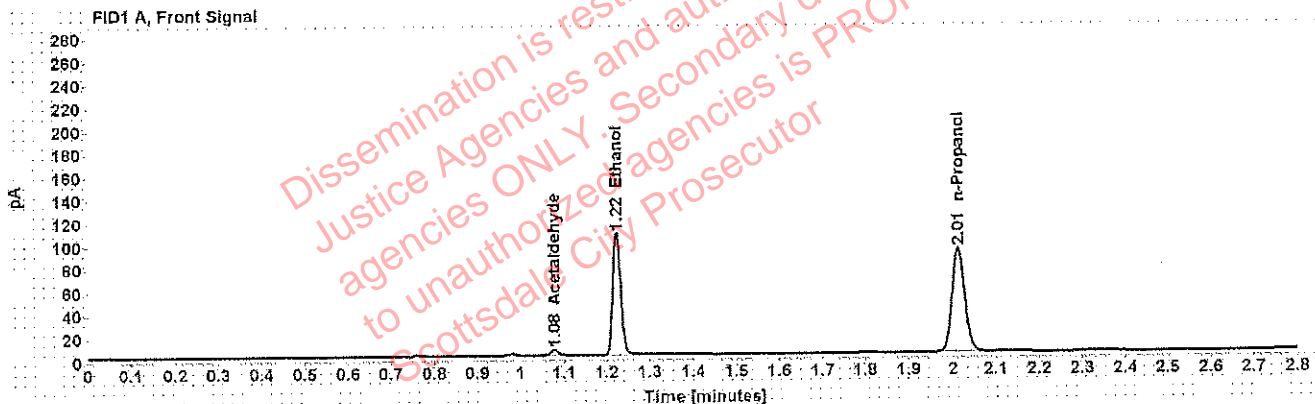


Table 1: FID 1 A (column DB-ALC1)

Compound	Amount (g/100mL)	Time (min)	Peak Area
Acetaldehyde	-----	1.077	5.068
>Ethanol	0.2047	1.224	136.951
n-Propanol	-----	2.013	185.459

Table 2: FID 2 B (column DB-ALC2)

Compound	Time (min)	Peak Area
Acetaldehyde	0.985	6.321
Ethanol	1.346	163.269
n-Propanol	2.376	220.269

## Scottsdale Police Department Crime Lab Volatiles Analysis

<b>Sample:</b> [REDACTED]	<b>Item number:</b> 1230233
<b>Injection date:</b> 8/28/2018 2:20:46 PM	<b>Vial:</b> 57
<b>Method:</b> ethanol quant.M	<b>Sequence:</b> 28Aug18
<b>Instrument:</b> US14173023 CN14160045	<b>Analyst:</b> Adrian
<b>Data file:</b> C:\Chem32\1\Data\28Aug18\57.D	

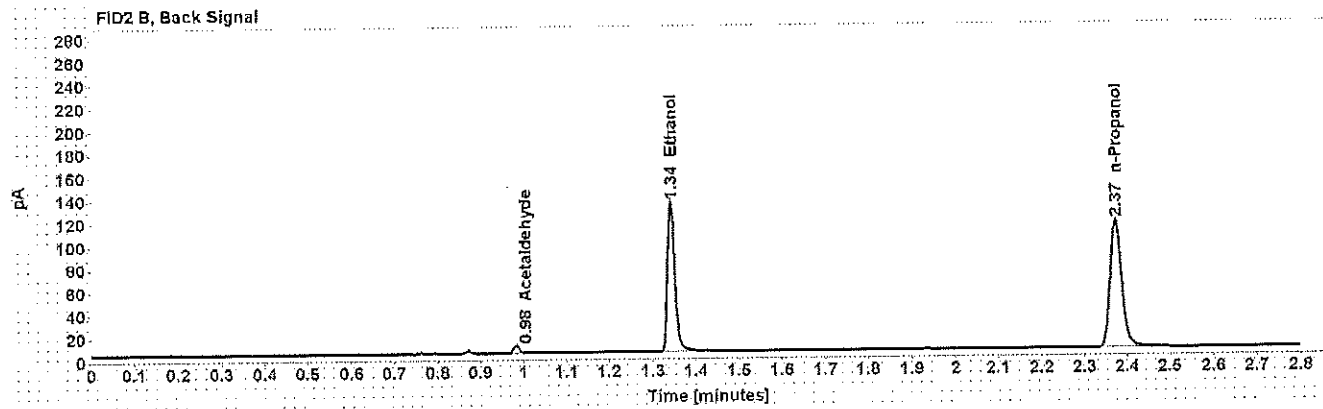
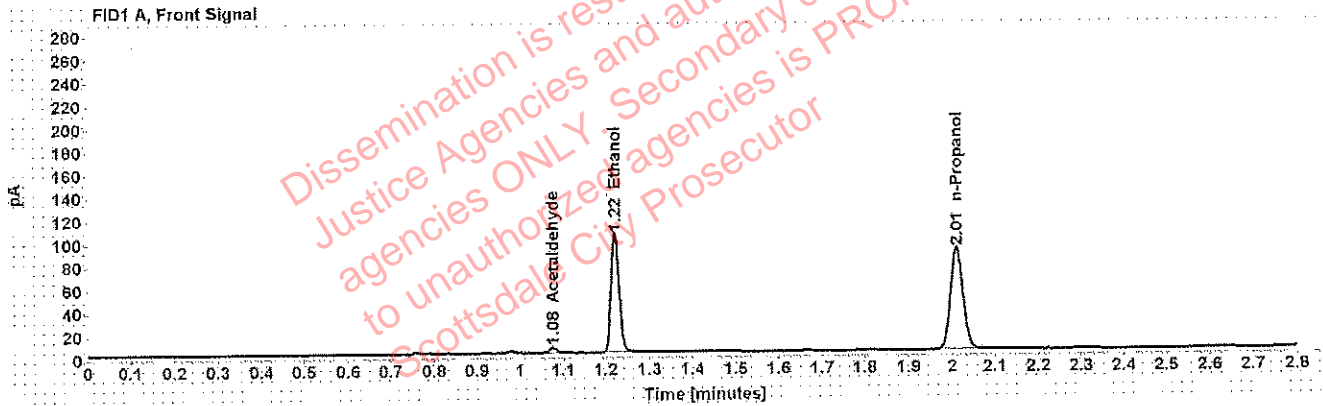


Table 1: FID 1 A (column DB-ALC1)

Compound	Amount (g/100mL)	Time (min)	Peak Area
Acetaldehyde	-----	1.076	4.931
>Ethanol	0.2027	1.222	132.628
n-Propanol	-----	2.011	181.433

Table 2: FID 2 B (column DB-ALC2)

Compound	Time (min)	Peak Area
Acetaldehyde	0.983	6.208
Ethanol	1.342	158.181
n-Propanol	2.373	215.661



## Scottsdale Police Department Crime Lab Volatiles Analysis

<b>Sample:</b> [REDACTED]	<b>Item number:</b> 1230417
<b>Injection date:</b> 8/28/2018 2:24:46 PM	<b>Vial:</b> 58
<b>Method:</b> ethanol quant.M	<b>Sequence:</b> 28Aug18
<b>Instrument:</b> US14173023 CN14160045	<b>Analyst:</b> Adrian
<b>Data file:</b> C:\Chem32\1\Data\28Aug18\58.D	

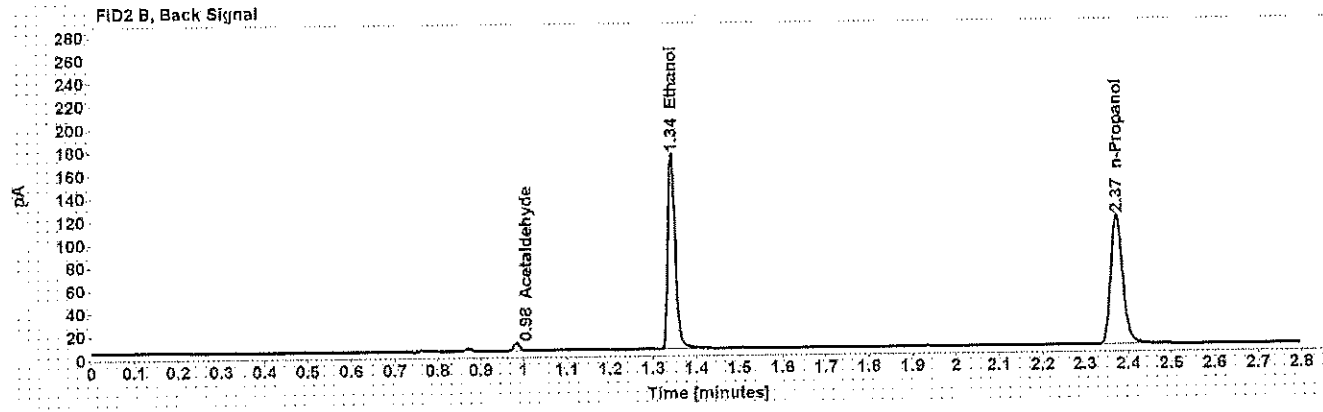
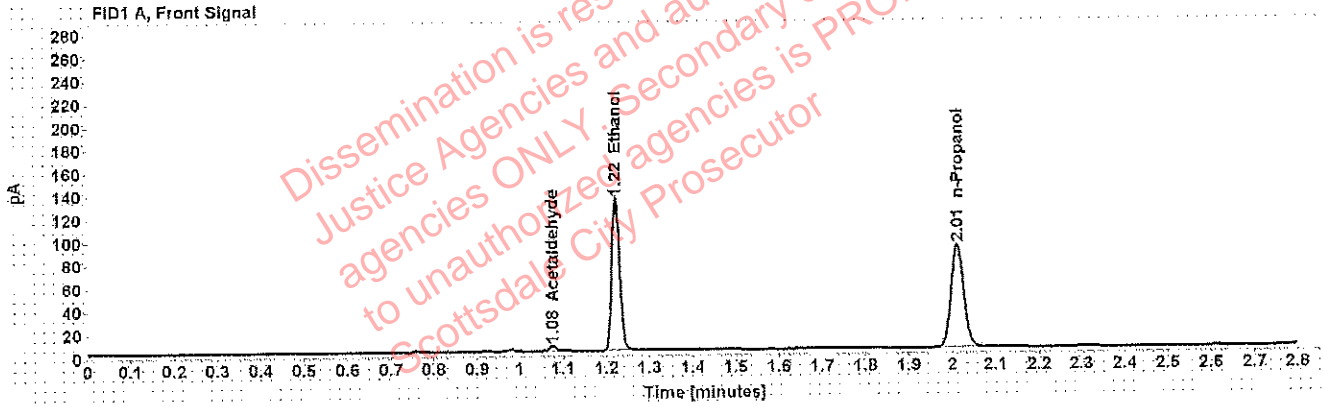


Table 1: FID 1 A (column DB-ALC1)

Compound	Amount (g/100mL)	Time (min)	Peak Area
Acetaldehyde	-----	1.076	4.724
>Ethanol	0.2578	1.222	170.448
n-Propanol	-----	2.012	183.022

Table 2: FID 2 B (column DB-ALC2)

Compound	Time (min)	Peak Area
Acetaldehyde	0.983	5.918
Ethanol	1.343	203.656
n-Propanol	2.374	217.632

## Scottsdale Police Department Crime Lab Volatiles Analysis

<b>Sample:</b> [REDACTED]	<b>Item number:</b> 1230417
<b>Injection date:</b> 8/28/2018 2:28:46 PM	<b>Vial:</b> 59
<b>Method:</b> ethanol quant.M	<b>Sequence:</b> 28Aug18
<b>Instrument:</b> US14173023 CN14160045	<b>Analyst:</b> Adrian
<b>Data file:</b> C:\Chem32\1\Data\28Aug18\59.D	

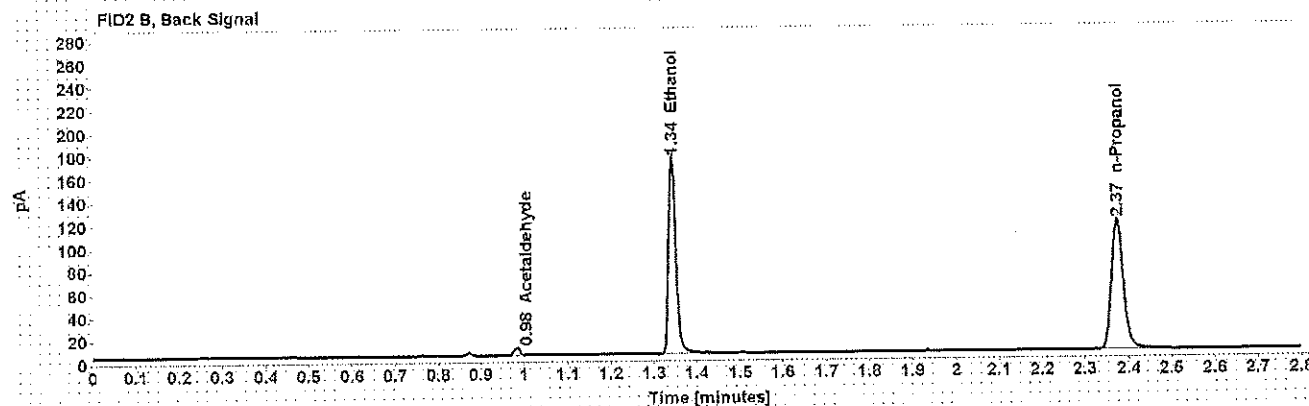
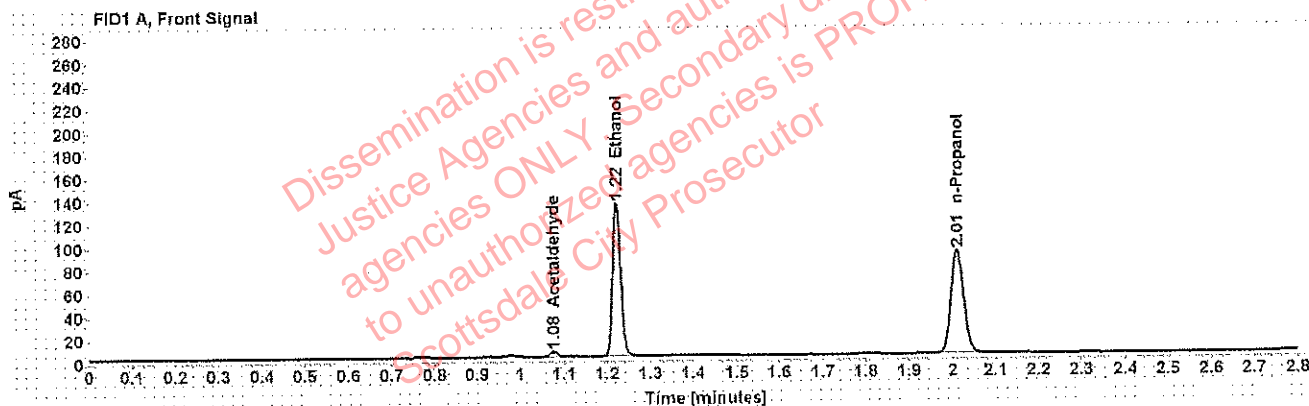


Table 1: FID 1 A (column DB-ALC1)

Compound	Amount (g/100mL)	Time (min)	Peak Area
Acetaldehyde	-----	1.076	4.814
>Ethanol	0.2578	1.222	171.540
n-Propanol	-----	2.012	184.190

Table 2: FID 2 B (column DB-ALC2)

Compound	Time (min)	Peak Area
Acetaldehyde	0.983	6.029
Ethanol	1.343	205.033
n-Propanol	2.374	218.992

## Scottsdale Police Department Crime Lab Volatiles Analysis

<b>Sample:</b> [REDACTED]	<b>Item number:</b> 1217535
<b>Injection date:</b> 8/28/2018 2:32:46 PM	<b>Vial:</b> 60
<b>Method:</b> ethanol quant.M	<b>Sequence:</b> 28Aug18
<b>Instrument:</b> US14173023 CN14160045	<b>Analyst:</b> Adrian
<b>Data file:</b> C:\Chem321\Data\28Aug18\60.D	

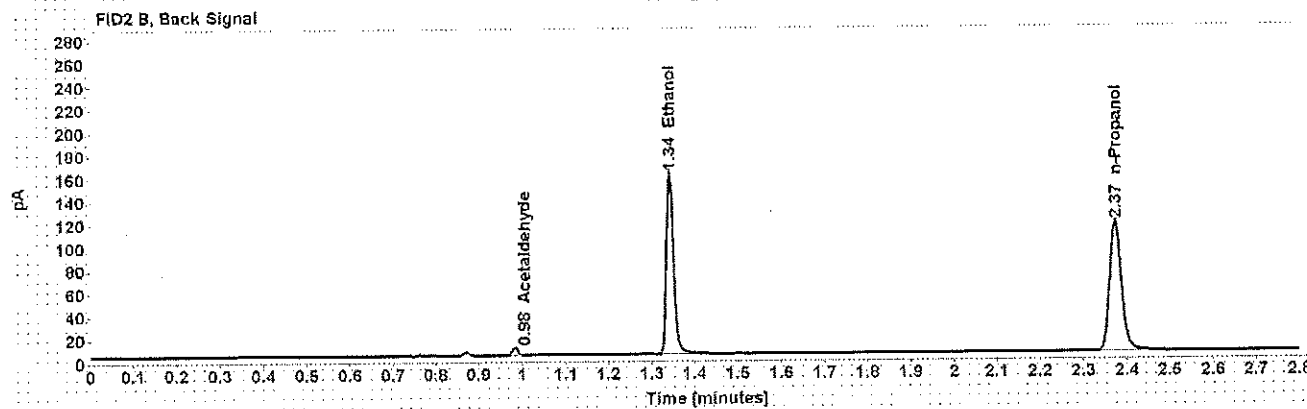
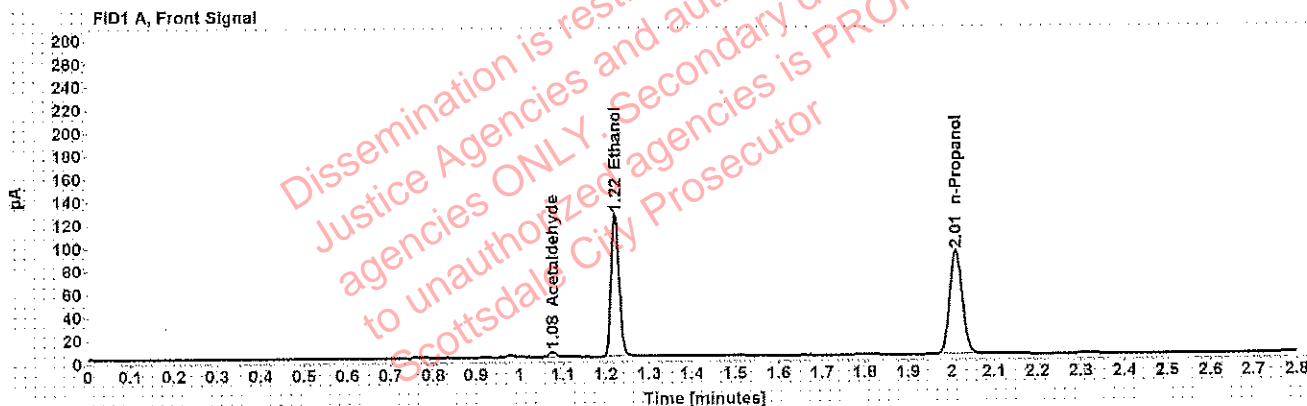


Table 1: FID 1 A (column DB-ALC1)

Compound	Amount (g/100mL)	Time (min)	Peak Area
Acetaldehyde	-----	1.076	4.856
>Ethanol	0.2387	1.222	158.805
n-Propanol	-----	2.011	184.282

Table 2: FID 2 B (column DB-ALC2)

Compound	Time (min)	Peak Area
Acetaldehyde	0.983	6.118
Ethanol	1.342	190.145
n-Propanol	2.373	218.521

## Scottsdale Police Department Crime Lab Volatiles Analysis

<b>Sample:</b> [REDACTED]	<b>Item number:</b> 1217535
<b>Injection date:</b> 8/28/2018 2:37:01 PM	<b>Vial:</b> 61
<b>Method:</b> ethanol quant.M	<b>Sequence:</b> 28Aug18
<b>Instrument:</b> US14173023 CN14160045	<b>Analyst:</b> Adrian
<b>Data file:</b> C:\Chem32\1\Data\28Aug18\61.D	

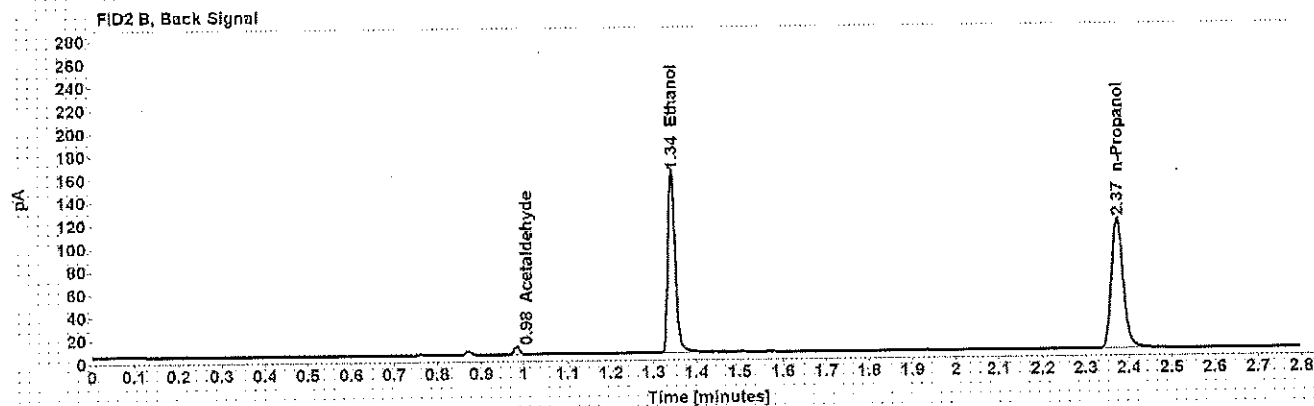
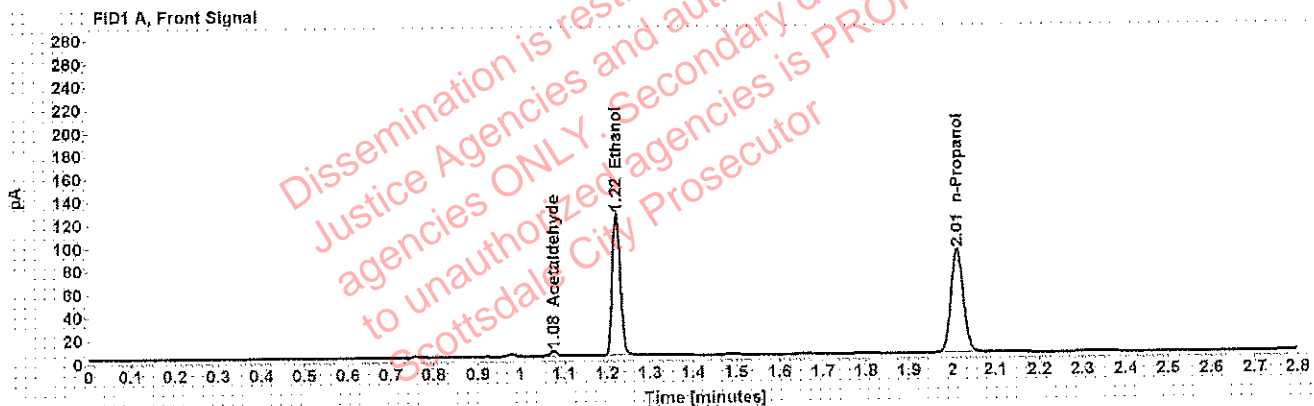


Table 1: FID 1 A (column DB-ALC1)

Compound	Amount (g/100mL)	Time (min)	Peak Area
Acetaldehyde	-----	1.076	4.790
>Ethanol	0.2390	1.222	158.685
n-Propanol	-----	2.011	183.910

Table 2: FID 2 B (column DB-ALC2)

Compound	Time (min)	Peak Area
Acetaldehyde	0.983	6.088
Ethanol	1.342	189.612
n-Propanol	2.373	218.537

## Scottsdale Police Department Crime Lab Volatiles Analysis

<b>Sample:</b> [REDACTED]	<b>Item number:</b> 1188200
<b>Injection date:</b> 8/28/2018 2:41:01 PM	<b>Vial:</b> 62
<b>Method:</b> ethanol quant.M	<b>Sequence:</b> 28Aug18
<b>Instrument:</b> US14173023 CN14160045	<b>Analyst:</b> Adrian
<b>Data file:</b> C:\Chem32\1\Data\28Aug18\62.D	

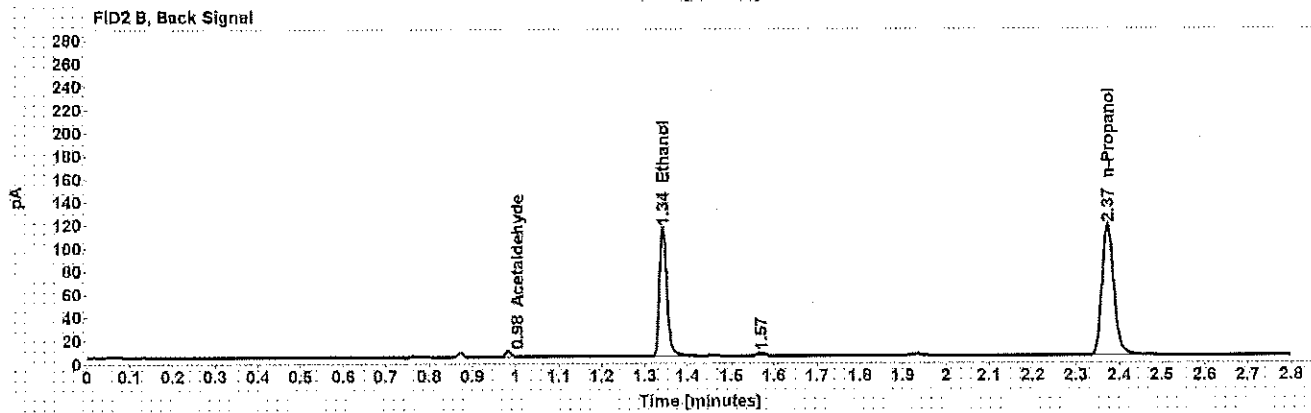
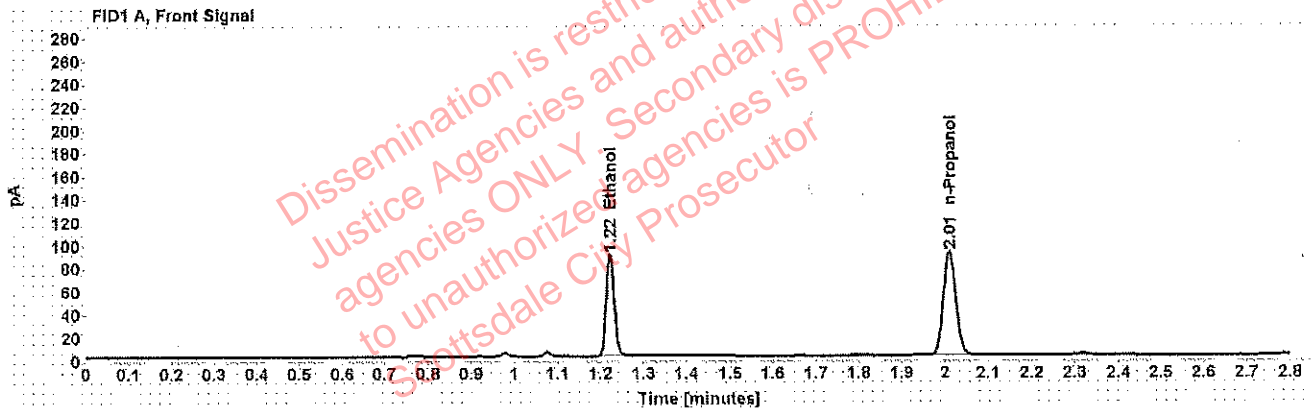


Table 1: FID 1 A (column DB-ALC1)

Compound	Amount (g/100mL)	Time (min)	Peak Area
>Ethanol	0.1705	1.222	113.496
n-Propanol	-----	2.011	184.750

Table 2: FID 2 B (column DB-ALC2)

Compound	Time (min)	Peak Area
Acetaldehyde	0.983	4.658
Ethanol	1.343	136.623
n-Propanol	2.373	218.400

## Scottsdale Police Department Crime Lab Volatiles Analysis

Sample: [REDACTED]	Item number: 1188200
Injection date: 8/28/2018 2:45:01 PM	Vial: 63
Method: ethanol quant.M	Sequence: 28Aug18
Instrument: US14173023 CN14180045	Analyst: Adrian
Data file: C:\Chem321\Data\28Aug18\63.D	

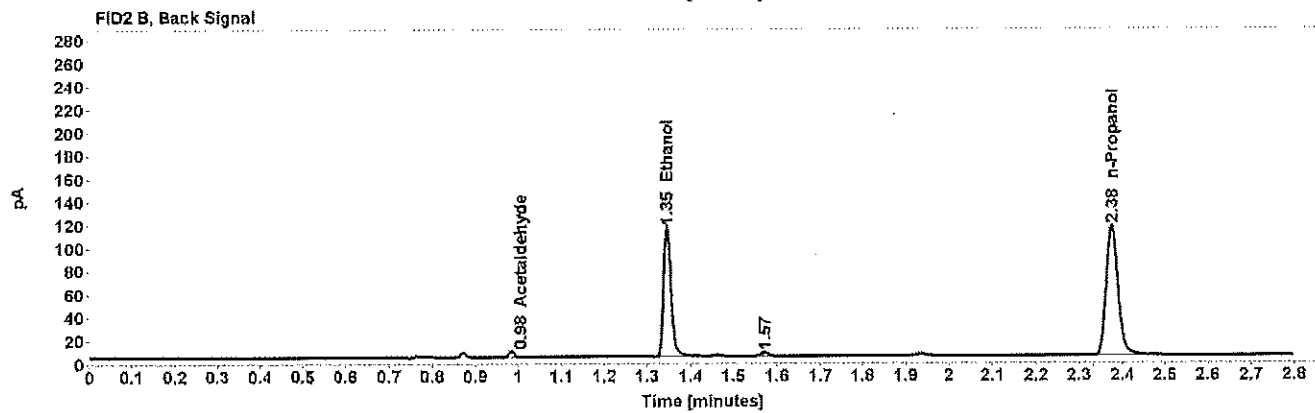
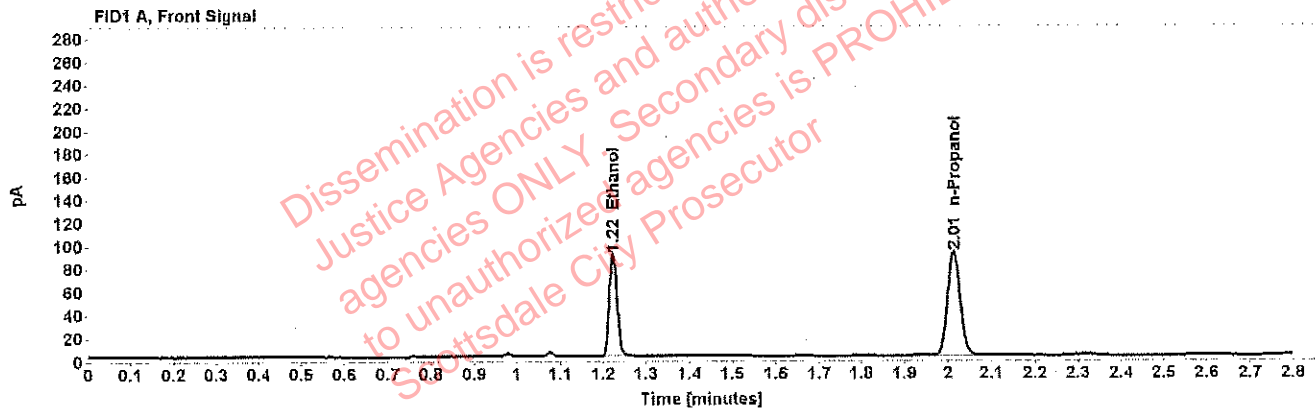


Table 1: FID 1 A (column DB-ALC1)

Compound	Amount (g/100mL)	Time (min)	Peak Area
>Ethanol	0.1718	1.224	114.153
n-Propanol	-----	2.013	184.447

Table 2: FID 2 B (column DB-ALC2)

Compound	Time (min)	Peak Area
Acetaldehyde	0.984	4.664
Ethanol	1.345	137.645
n-Propanol	2.376	217.906

## Scottsdale Police Department Crime Lab Volatiles Analysis

<b>Sample:</b> [REDACTED]	<b>Item number:</b> 1229282
<b>Injection date:</b> 8/28/2018 2:53:01 PM	<b>Vial:</b> 65
<b>Method:</b> ethanol quant.M	<b>Sequence:</b> 28Aug18
<b>Instrument:</b> US14173023 CN14160045	<b>Analyst:</b> Adrian
<b>Data file:</b> C:\Chem32\1\Data\28Aug18\65.D	

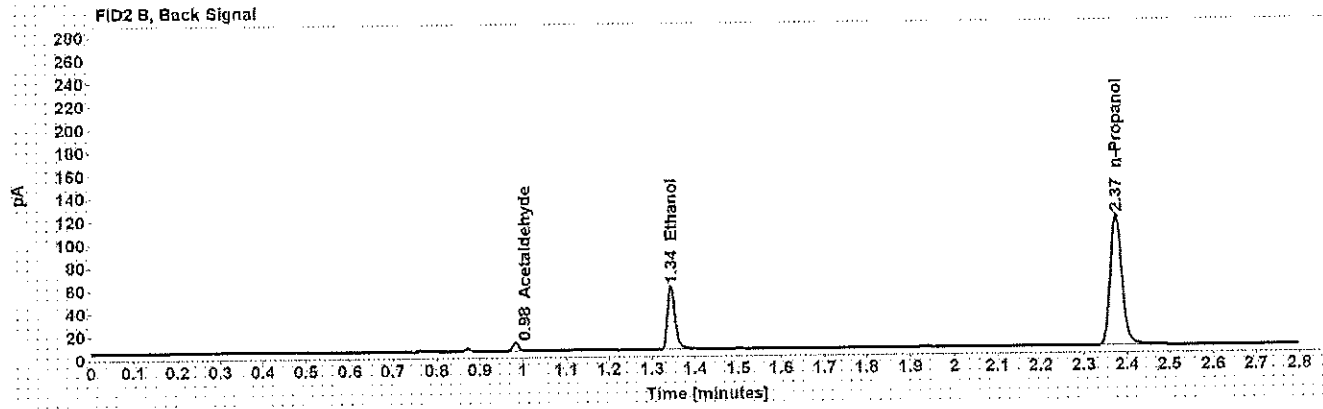
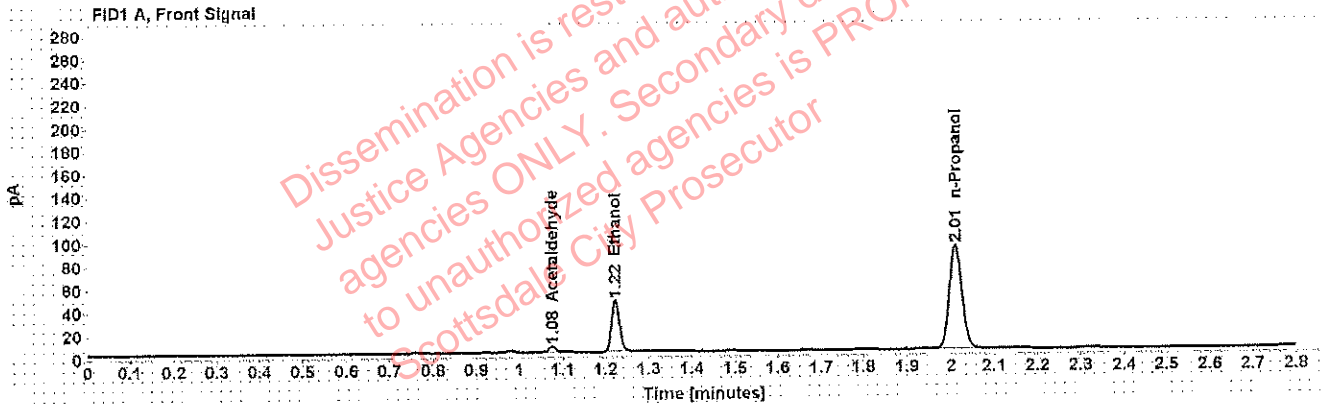


Table 1: FID 1 A (column DB-ALC1)

Compound	Amount (g/100mL)	Time (min)	Peak Area
Acetaldehyde	-----	1.076	5.406
>Ethanol	0.0866	1.223	57.162
n-Propanol	-----	2.012	184.771

Table 2: FID 2 B (column DB-ALC2)

Compound	Time (min)	Peak Area
Acetaldehyde	0.983	6.773
Ethanol	1.344	67.278
n-Propanol	2.374	219.335

## Scottsdale Police Department Crime Lab Volatiles Analysis

<b>Sample:</b> [REDACTED]	<b>Item number:</b> 1229282
<b>Injection date:</b> 8/28/2018 2:57:01 PM	<b>Vial:</b> 66
<b>Method:</b> ethanol quant.M	<b>Sequence:</b> 28Aug18
<b>Instrument:</b> US14173023 CN14160045	<b>Analyst:</b> Adrian
<b>Data file:</b> C:\Chem32\1\Data\28Aug18\66.D	

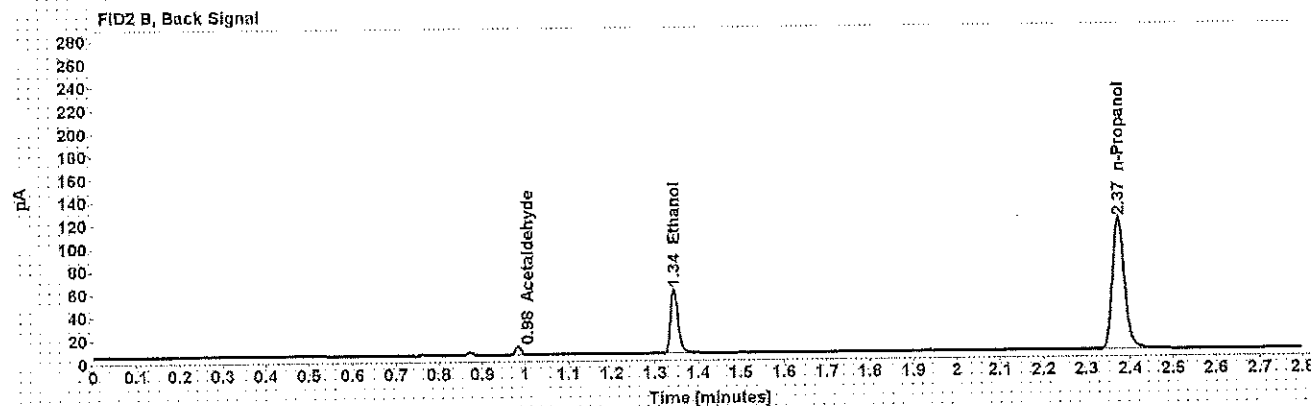
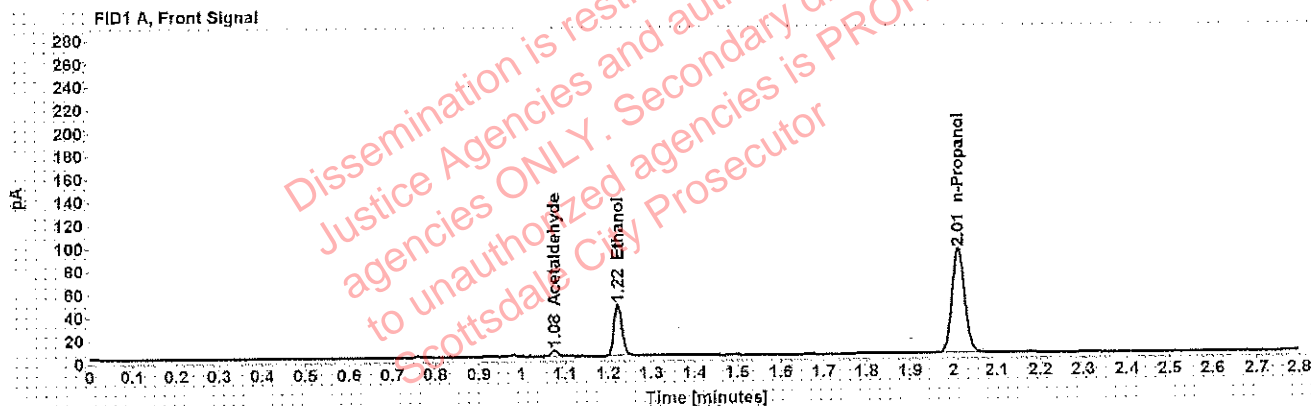


Table 1: FID 1 A (column DB-ALC1)

Compound	Amount (g/100mL)	Time (min)	Peak Area
Acetaldehyde	-----	1.076	5.453
>Ethanol	0.0868	1.223	57.517
n-Propanol	-----	2.011	185.707

Table 2: FID 2 B (column DB-ALC2)

Compound	Time (min)	Peak Area
Acetaldehyde	0.983	6.814
Ethanol	1.344	67.558
n-Propanol	2.373	220.260



## Scottsdale Police Department Crime Lab Volatiles Analysis

<b>Sample:</b> [REDACTED]	<b>Item number:</b> 1227754
<b>Injection date:</b> 8/28/2018 3:01:16 PM	<b>Vial:</b> 67
<b>Method:</b> ethanol quant.M	<b>Sequence:</b> 28Aug18
<b>Instrument:</b> US14173023 CN14160045	<b>Analyst:</b> Adrian
<b>Data file:</b> C:\Chem321\Data\28Aug18\67.D	

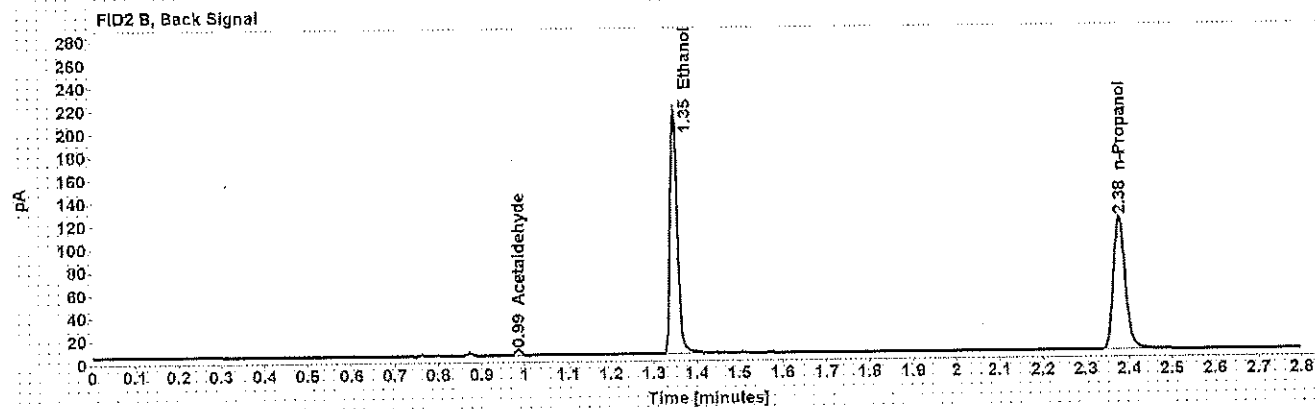
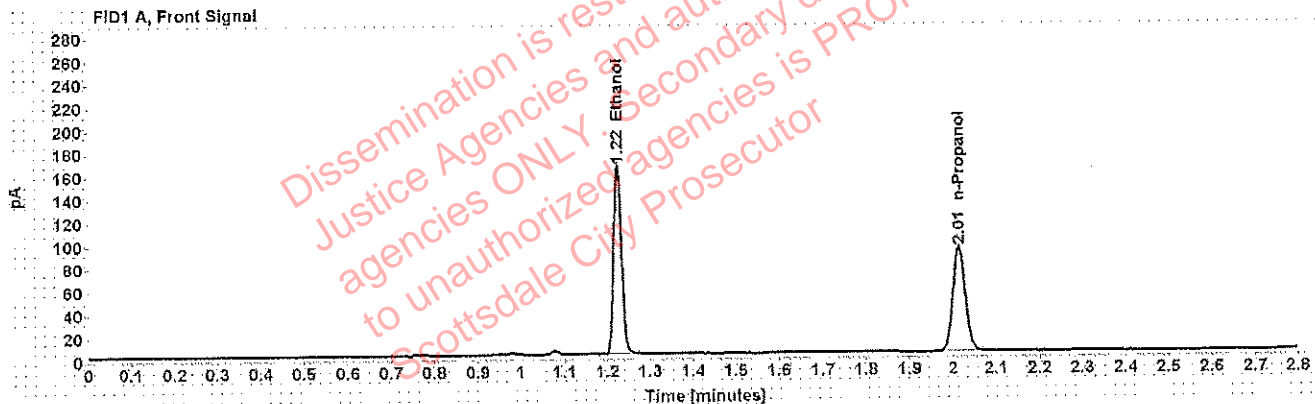


Table 1: FID 1 A (column DB-ALC1)

Compound	Amount (g/100mL)	Time (min)	Peak Area
>Ethanol	0.3145	1.225	212.064
n-Propanol	-----	2.014	186.460

Table 2: FID 2 B (column DB-ALC2)

Compound	Time (min)	Peak Area
Acetaldehyde	0.985	4.483
Ethanol	1.347	254.140
n-Propanol	2.377	222.044

## Scottsdale Police Department Crime Lab Volatiles Analysis

<b>Sample:</b> [REDACTED]	<b>Item number:</b> 1227754
<b>Injection date:</b> 8/28/2018 3:05:16 PM	<b>Vial:</b> 68
<b>Method:</b> ethanol quant.M	<b>Sequence:</b> 28Aug18
<b>Instrument:</b> US14173023 CN14160045	<b>Analyst:</b> Adrian
<b>Data file:</b> C:\Chem32\1\Data\28Aug18\68.D	

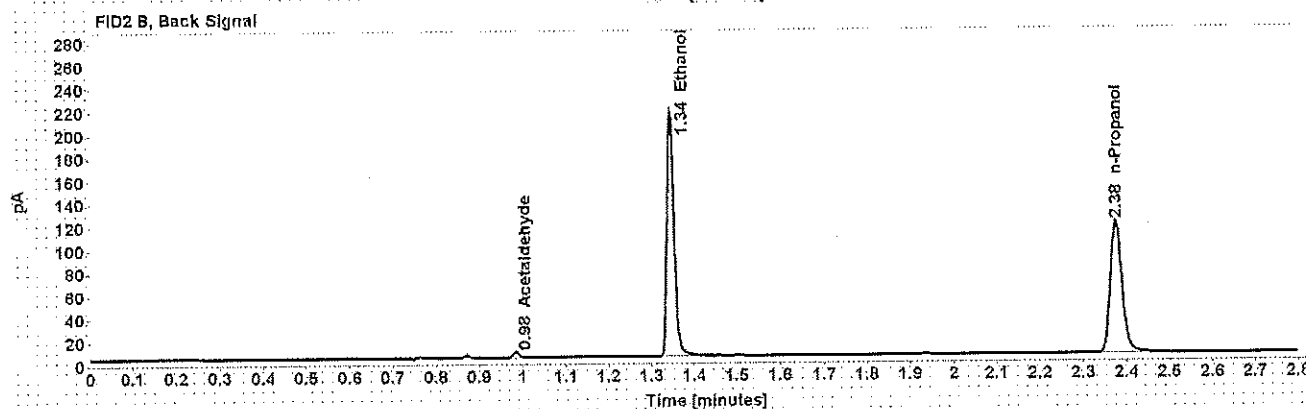
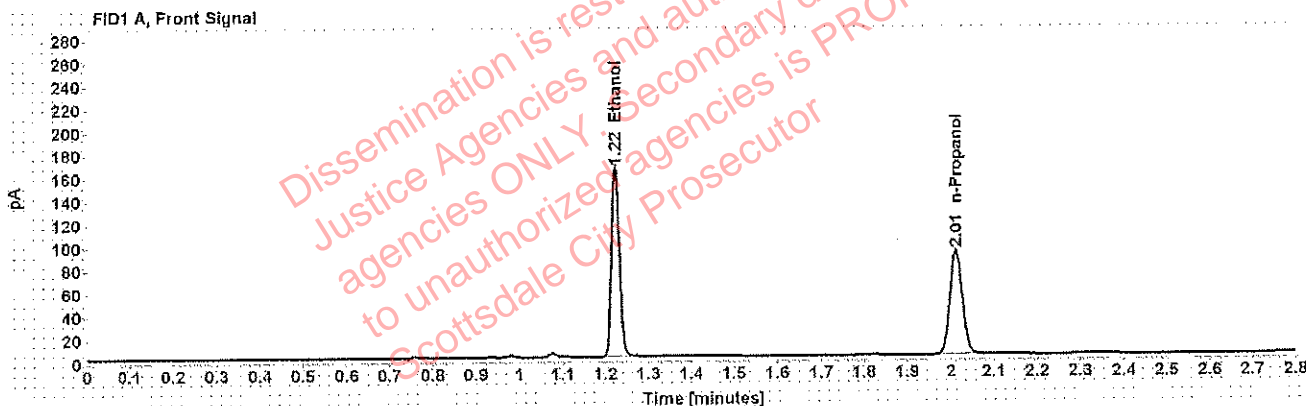


Table 1: FID 1 A (column DB-ALC1)

Compound	Amount (g/100mL)	Time (min)	Peak Area
>Ethanol	0.3147	1.223	211.375
n-Propanol	-----	2.013	185.788

Table 2: FID 2 B (column DB-ALC2)

Compound	Time (min)	Peak Area
Acetaldehyde	0.985	4.510
Ethanol	1.345	253.646
n-Propanol	2.375	221.307

## Scottsdale Police Department Crime Lab Volatiles Analysis

<b>Sample:</b> [REDACTED]	<b>Item number:</b> 1202943
<b>Injection date:</b> 8/28/2018 3:09:17 PM	<b>Vial:</b> 69
<b>Method:</b> ethanol quant.M	<b>Sequence:</b> 28Aug18
<b>Instrument:</b> US14173023 CN14160045	<b>Analyst:</b> Adrian
<b>Data file:</b> C:\Chem32\1\Data\28Aug18\69.D	

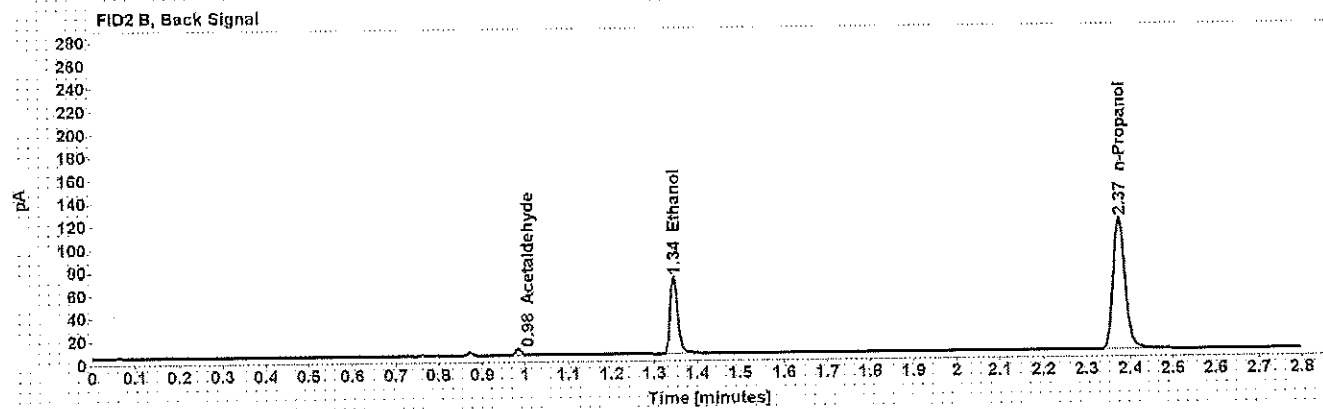
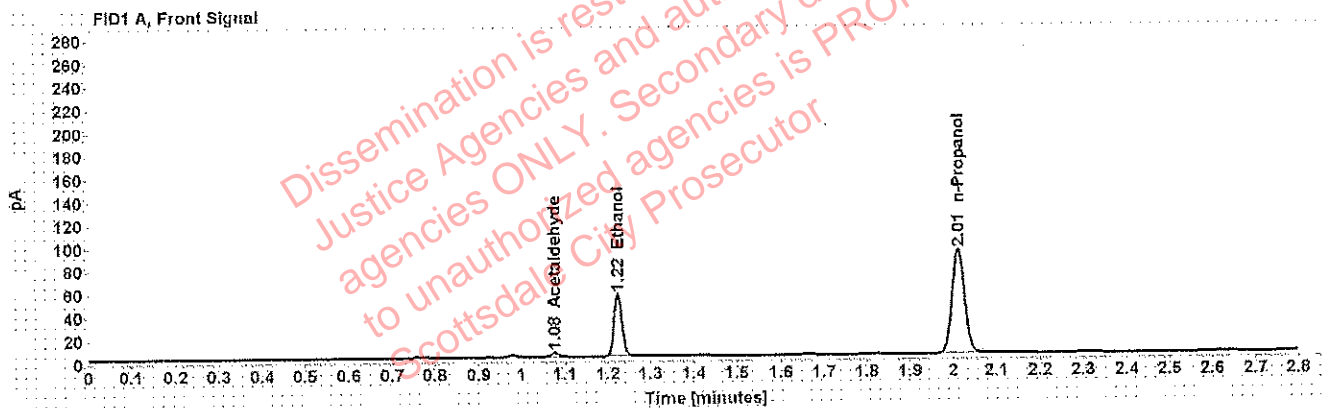


Table 1: FID 1 A (column DB-ALC1)

Compound	Amount (g/100mL)	Time (min)	Peak Area
Acetaldehyde	-----	1.077	3.935
>Ethanol	0.1044	1.223	69.326
n-Propanol	-----	2.012	185.261

Table 2: FID 2 B (column DB-ALC2)

Compound	Time (min)	Peak Area
Acetaldehyde	0.984	4.950
Ethanol	1.344	82.124
n-Propanol	2.374	220.096

## Scottsdale Police Department Crime Lab Volatiles Analysis

<b>Sample:</b> [REDACTED]	Item number: 1202943
<b>Injection date:</b> 8/28/2018 3:13:16 PM	Vial: 70
<b>Method:</b> ethanol quant.M	Sequence: 28Aug18
<b>Instrument:</b> US14173023 CN14160045	Analyst: Adrian
<b>Data file:</b> C:\Chem32\1\Data\28Aug18\70.D	

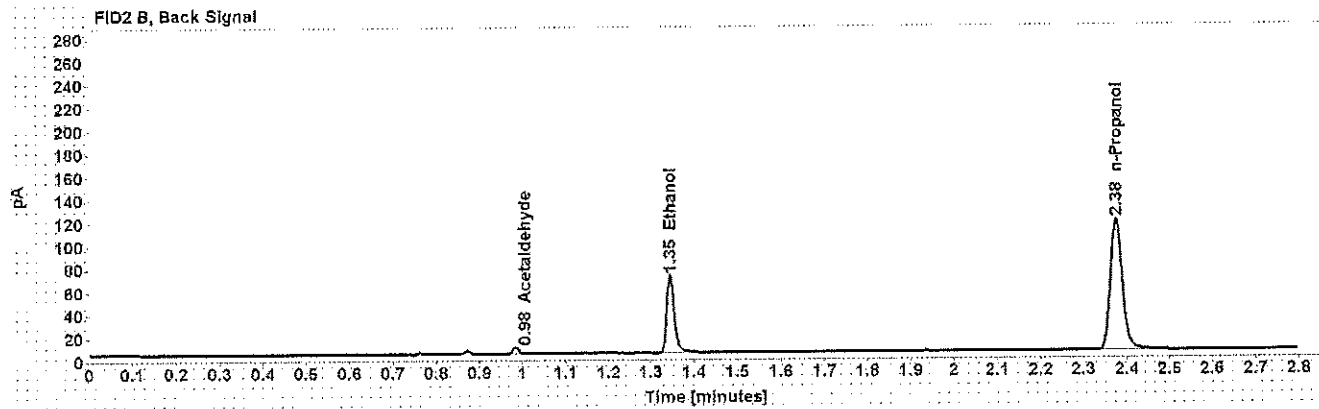
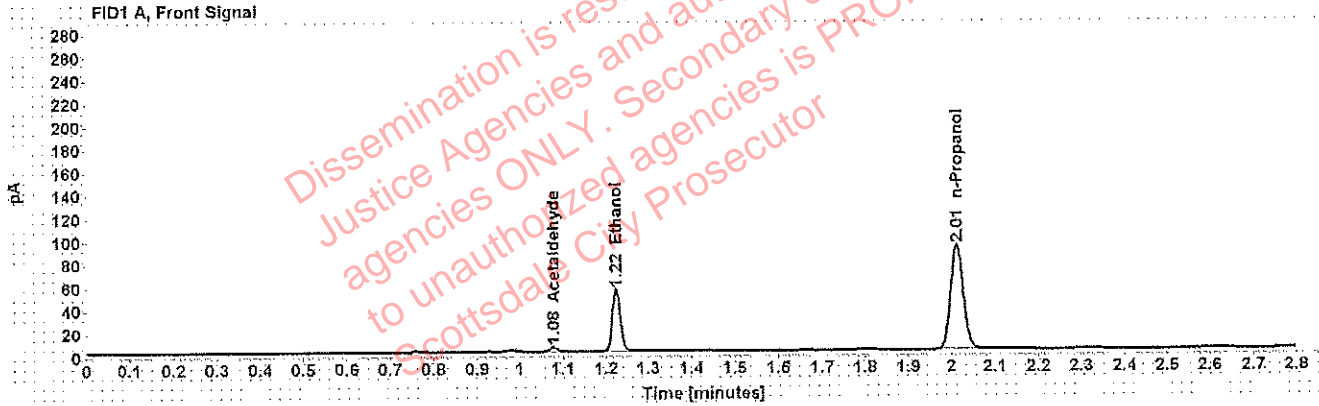


Table 1: FID 1 A (column DB-ALC1)

Compound	Amount (g/100mL)	Time (min)	Peak Area
Acetaldehyde	-----	1.077	4.088
>Ethanol	0.1048	1.224	69.567
n-Propanol	-----	2.013	185.255

Table 2: FID 2 B (column DB-ALC2)

Compound	Time (min)	Peak Area
Acetaldehyde	0.984	5.117
Ethanol	1.345	82.205
n-Propanol	2.375	220.150

## Scottsdale Police Department Crime Lab Volatiles Analysis

<b>Sample:</b> [REDACTED]	<b>Item number:</b> 1213879
<b>Injection date:</b> 8/28/2018 3:17:16 PM	<b>Vial:</b> 71
<b>Method:</b> ethanol quant.M	<b>Sequence:</b> 28Aug18
<b>Instrument:</b> US14173023 CN14160045	<b>Analyst:</b> Adrian
<b>Data file:</b> C:\Chem32\1\Data\28Aug18\71.D	

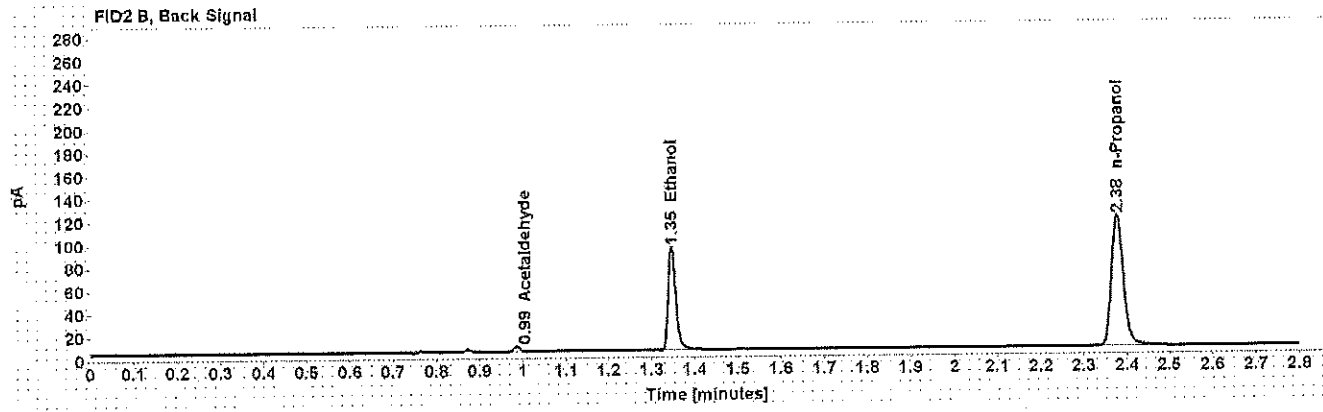
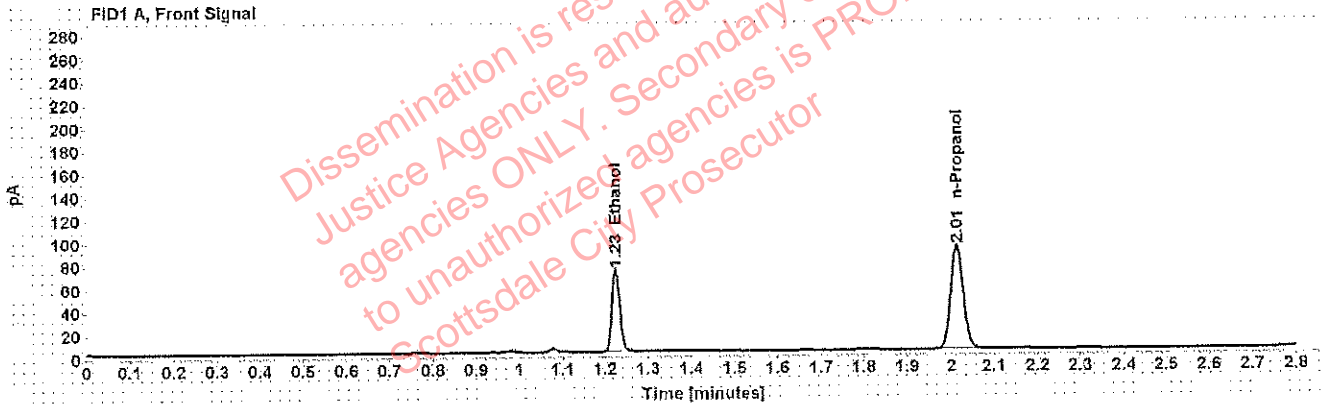


Table 1: FID 1 A (column DB-ALC1)

Compound	Amount (g/100mL)	Time (min)	Peak Area
>Ethanol	0.1393	1.225	92.444
n-Propanol	-----	2.014	184.611

Table 2: FID 2 B (column DB-ALC2)

Compound	Time (min)	Peak Area
Acetaldehyde	0.985	4.167
Ethanol	1.347	110.017
n-Propanol	2.377	219.444

## Scottsdale Police Department Crime Lab Volatiles Analysis

<b>Sample:</b> [REDACTED]	<b>Item number:</b> 1213879
<b>Injection date:</b> 8/28/2018 3:21:16 PM	<b>Vial:</b> 72
<b>Method:</b> ethanol quant.M	<b>Sequence:</b> 28Aug18
<b>Instrument:</b> US14173023 CN14160045	<b>Analyst:</b> Adrian
<b>Data file:</b> C:\Chem32\1\Data\28Aug18\72.D	

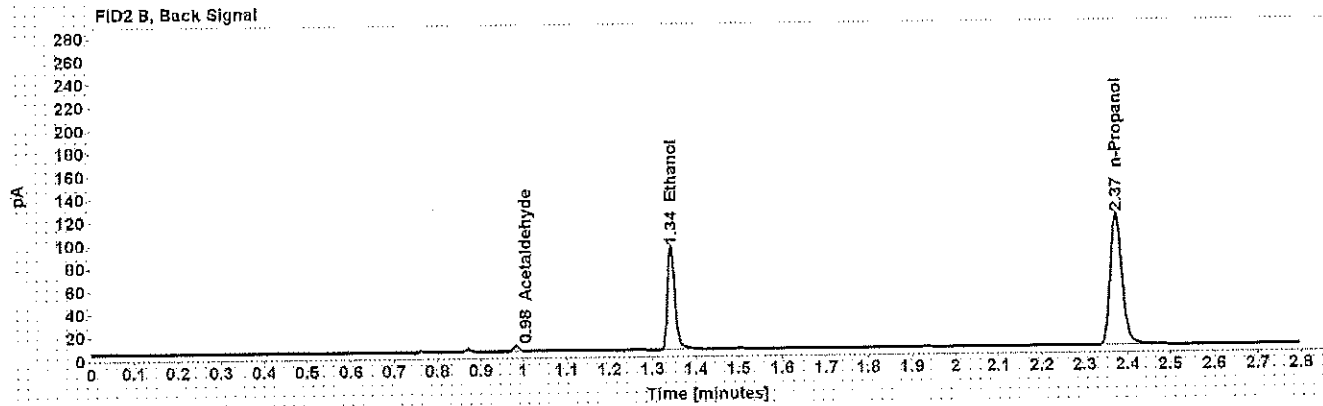
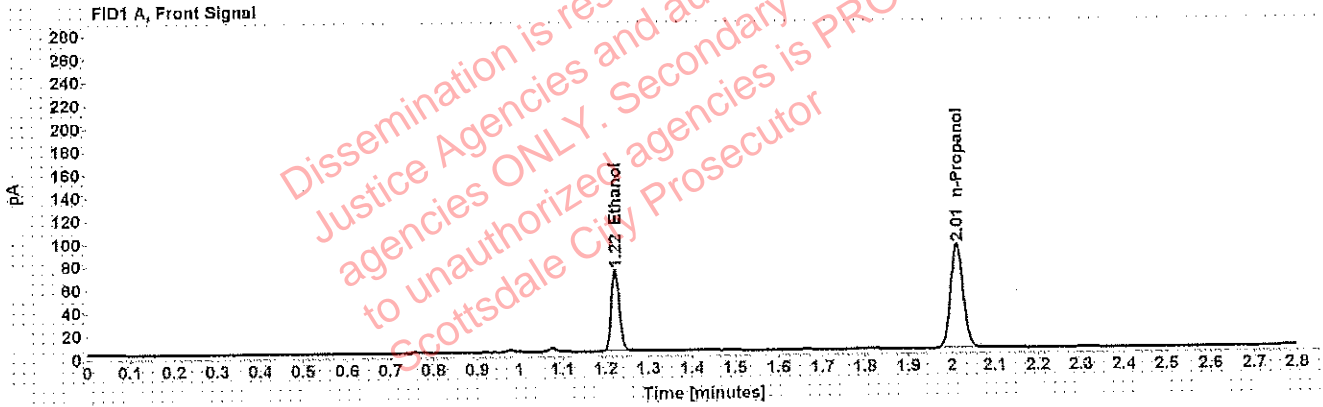


Table 1: FID 1 A (column DB-ALC1)

Compound	Amount (g/100mL)	Time (min)	Peak Area
>Ethanol	0.1371	1.222	90.891
n-Propanol	-----	2.012	184.423

Table 2: FID 2 B (column DB-ALC2)

Compound	Time (min)	Peak Area
Acetaldehyde	0.983	4.345
Ethanol	1.343	108.107
n-Propanol	2.374	219.181

## Scottsdale Police Department Crime Lab Volatiles Analysis

<b>Sample:</b> [REDACTED]	<b>Item number:</b> 1206886
<b>Injection date:</b> 8/28/2018 3:25:31 PM	<b>Vial:</b> 73
<b>Method:</b> ethanol quant.M	<b>Sequence:</b> 28Aug18
<b>Instrument:</b> US14173023 CN14160045	<b>Analyst:</b> Adrian
<b>Data file:</b> C:\Chem321\Data\28Aug18\73.D	

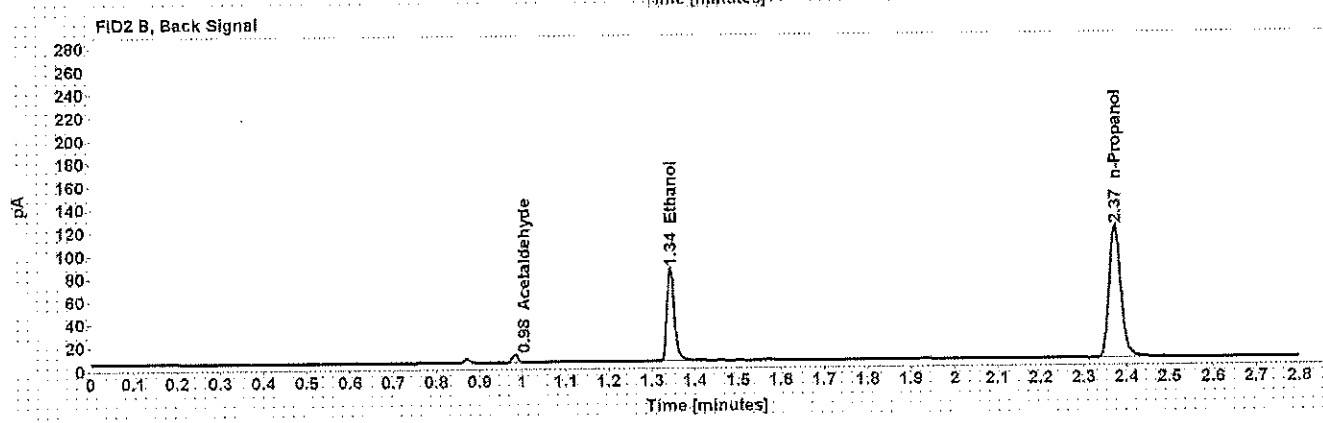
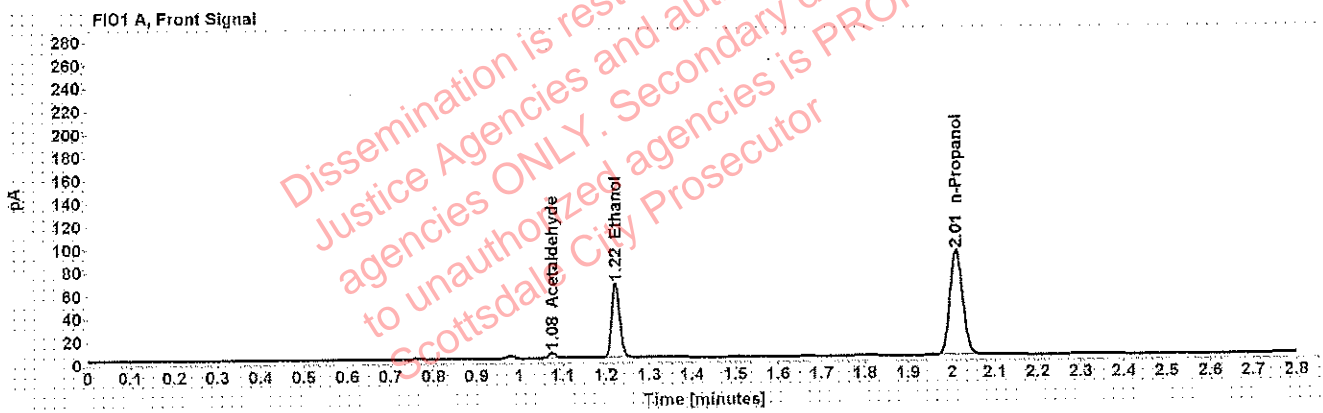


Table 1: FID 1 A (column DB-ALC1)

Compound	Amount (g/100mL)	Time (min)	Peak Area
Acetaldehyde	-----	1.076	4.975
>Ethanol	0.1245	1.222	82.927
n-Propanol	-----	2.011	185.428

Table 2: FID 2 B (column DB-ALC2)

Compound	Time (min)	Peak Area
Acetaldehyde	0.983	6.285
Ethanol	1.343	98.425
n-Propanol	2.373	221.037

## Scottsdale Police Department Crime Lab Volatiles Analysis

<b>Sample:</b> [REDACTED]	<b>Item number:</b> 1206886
<b>Injection date:</b> 8/28/2018 3:29:31 PM	<b>Vial:</b> 74
<b>Method:</b> ethanol quant.M	<b>Sequence:</b> 28Aug18
<b>Instrument:</b> US14173023 CN14160045	<b>Analyst:</b> Adrian
<b>Data file:</b> C:\Chem3211\Data\28Aug18\74.D	

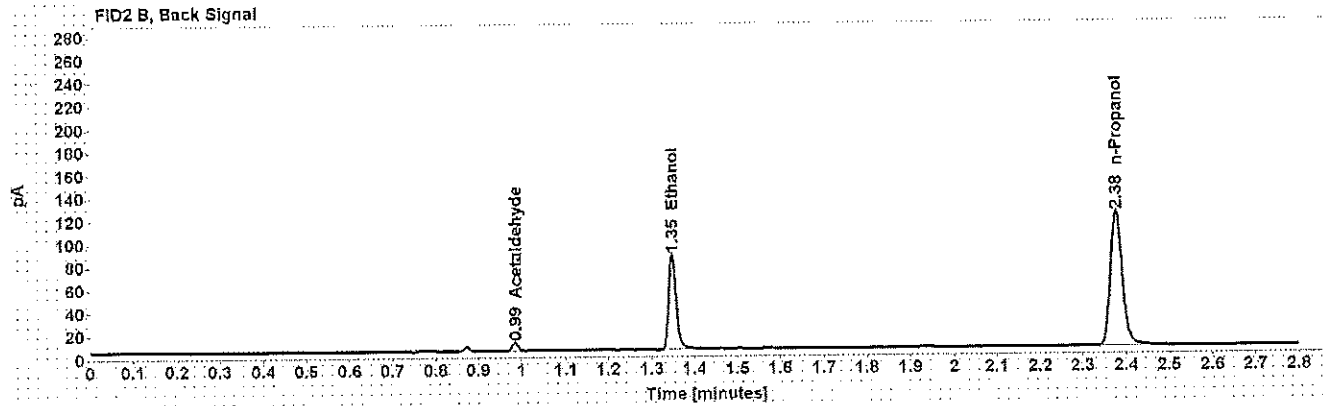
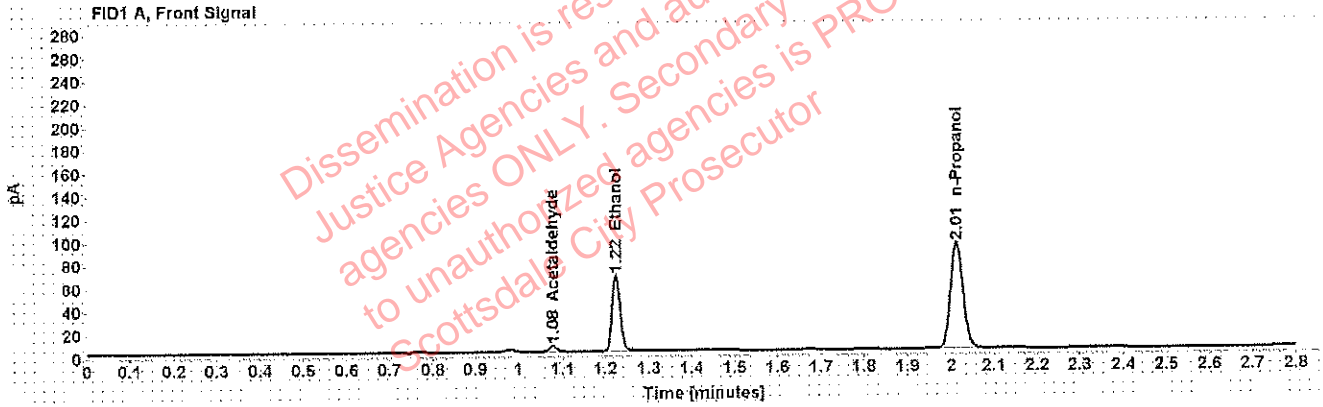


Table 1: FID 1 A (column DB-ALC1)

Compound	Amount (g/100mL)	Time (min)	Peak Area
Acetaldehyde	-----	1.078	5.090
>Ethanol	0.1254	1.225	84.925
n-Propanol	-----	2.014	188.580

Table 2: FID 2 B (column DB-ALC2)

Compound	Time (min)	Peak Area
Acetaldehyde	0.985	6.405
Ethanol	1.347	100.640
n-Propanol	2.377	224.767



## Scottsdale Police Department Crime Lab Volatiles Analysis

<b>Sample:</b> [REDACTED]	<b>Item number:</b> 1228013
<b>Injection date:</b> 8/28/2018 3:37:31 PM	<b>Vial:</b> 76
<b>Method:</b> ethanol quant.M	<b>Sequence:</b> 28Aug18
<b>Instrument:</b> US14173023 CN14160045	<b>Analyst:</b> Adrian
<b>Data file:</b> C:\Chem32\1\Data\28Aug18\76.D	

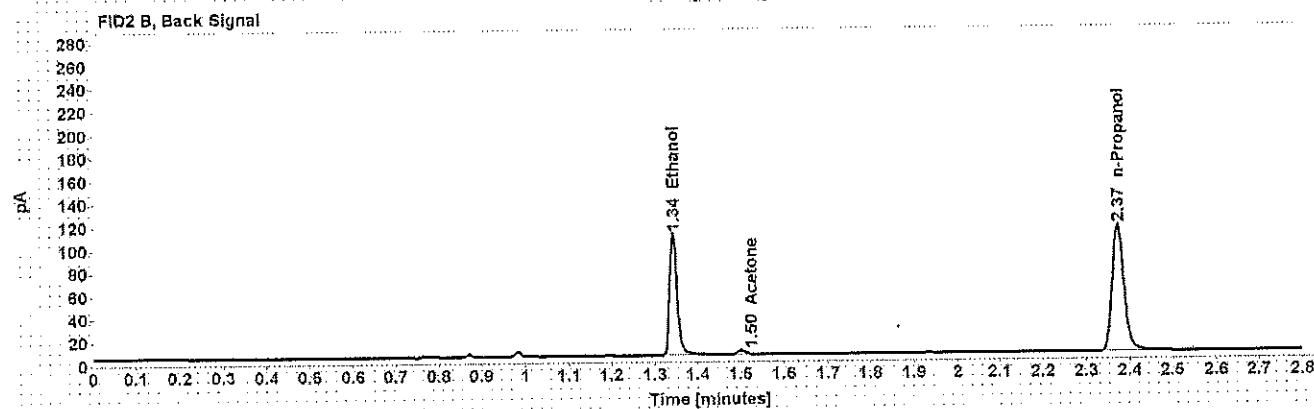
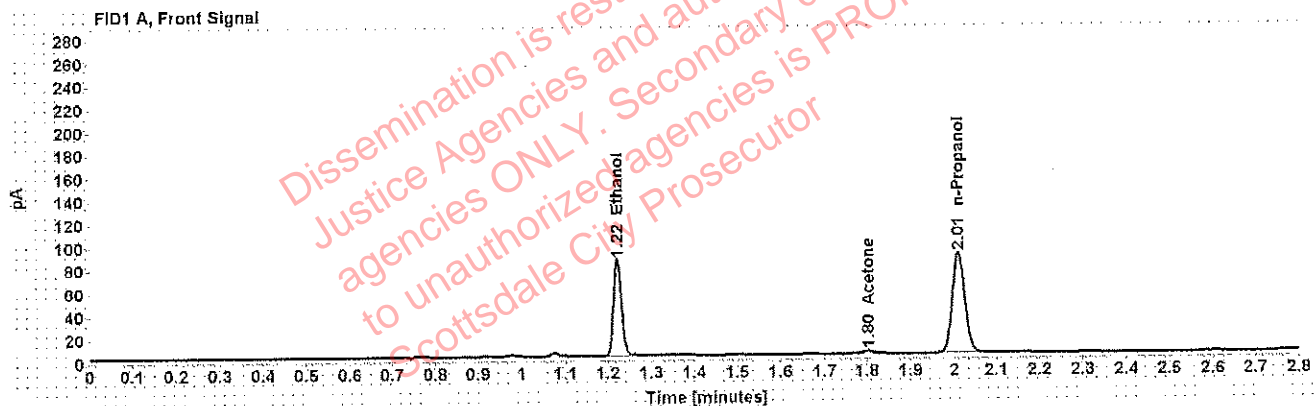


Table 1: FID 1 A (column DB-ALC1)

Compound	Amount (g/100mL)	Time (min)	Peak Area
>Ethanol	0.1671	1.222	107.683
Acetone	-----	1.802	3.986
n-Propanol	-----	2.011	178.933

Table 2: FID 2 B (column DB-ALC2)

Compound	Time (min)	Peak Area
Ethanol	1.343	128.381
Acetone	1.502	4.425
n-Propanol	2.373	212.997

## Scottsdale Police Department Crime Lab Volatiles Analysis

<b>Sample:</b> [REDACTED]	<b>Item number:</b> 1228013
<b>Injection date:</b> 8/28/2018 3:41:31 PM	<b>Vial:</b> 77
<b>Method:</b> ethanol quant.M	<b>Sequence:</b> 28Aug18
<b>Instrument:</b> US14173023 CN14160045	<b>Analyst:</b> Adrian
<b>Data file:</b> C:\Chem32\1\Data\28Aug18\77.D	

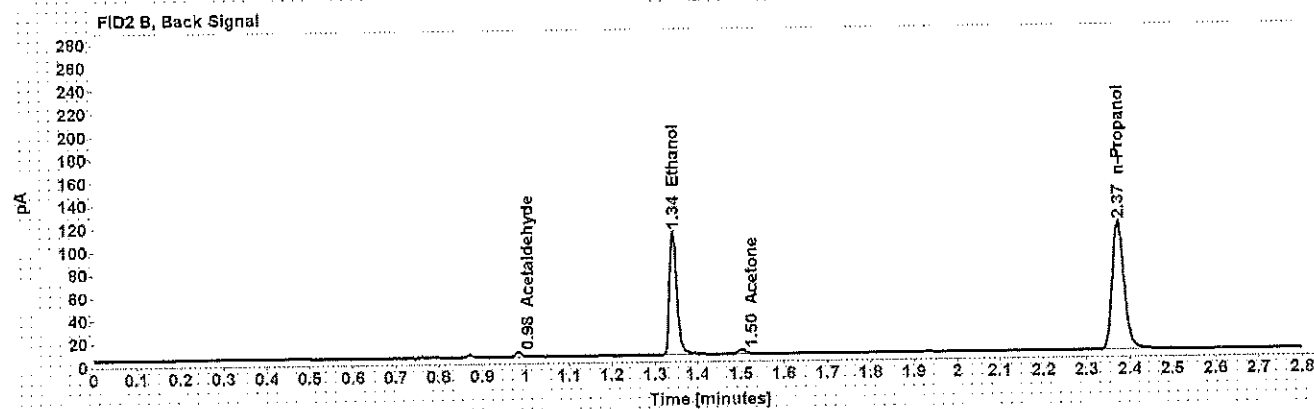
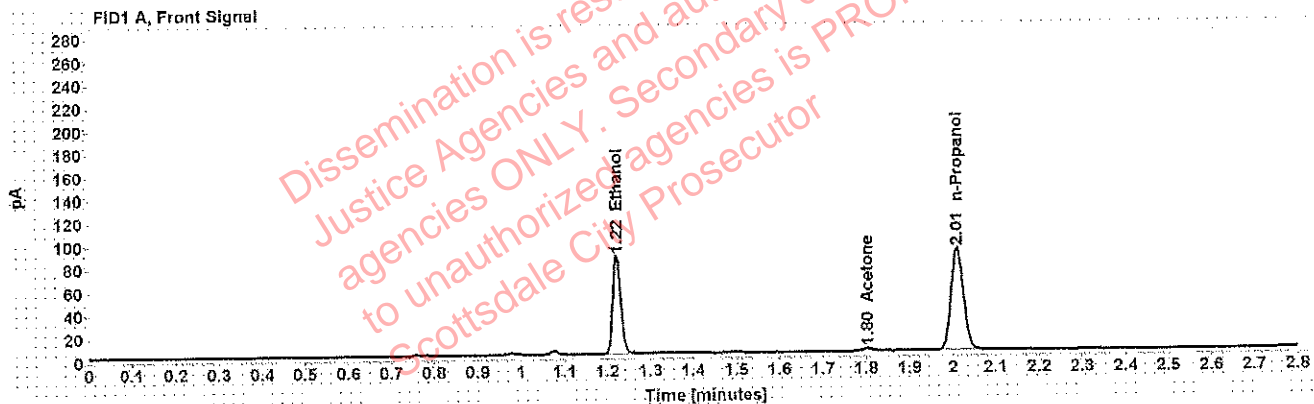


Table 1: FID 1 A (column DB-ALC1)

Compound	Amount (g/100mL)	Time (min)	Peak Area
>Ethanol	0.1675	1.222	109.604
Acetone	-----	1.803	3.989
n-Propanol	-----	2.011	181.631

Table 2: FID 2 B (column DB-ALC2)

Compound	Time (min)	Peak Area
Acetaldehyde	0.983	3.995
Ethanol	1.342	130.603
Acetone	1.502	4.496
n-Propanol	2.373	215.905

## Scottsdale Police Department Crime Lab Volatiles Analysis

<b>Sample:</b> [REDACTED]	<b>Item number:</b> 1227457
<b>Injection date:</b> 8/28/2018 3:45:32 PM	<b>Vial:</b> 78
<b>Method:</b> ethanol quant.M	<b>Sequence:</b> 28Aug18
<b>Instrument:</b> US14173023 CN14160045	<b>Analyst:</b> Adrian
<b>Data file:</b> C:\Chem321\Data\28Aug18\78.D	

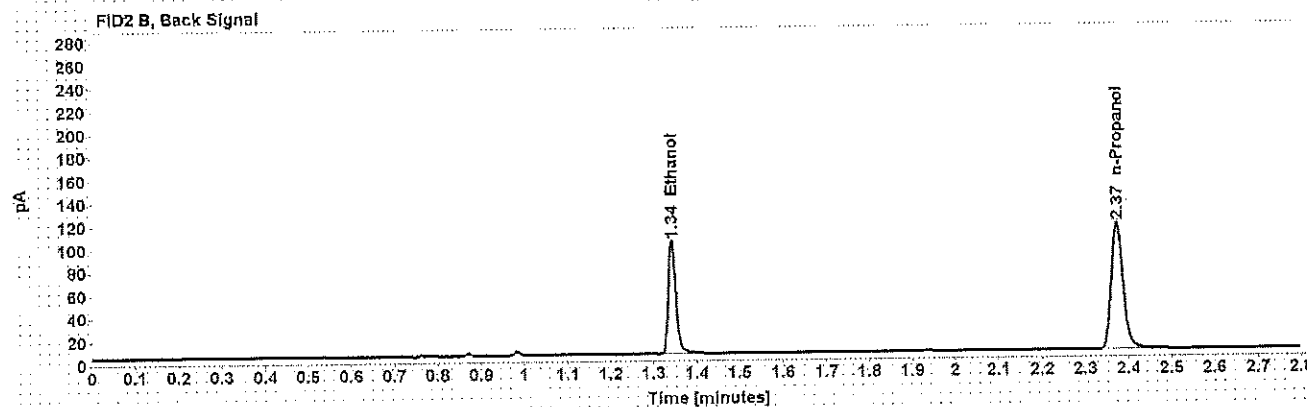
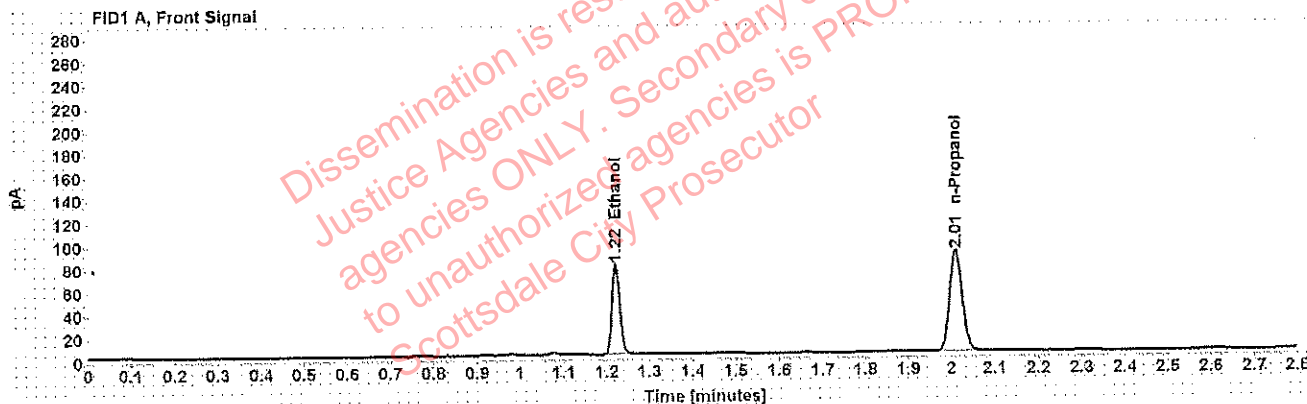


Table 1: FID 1 A (column DB-ALC1)

Compound	Amount (g/100mL)	Time (min)	Peak Area
>Ethanol	0.1555	1.222	100.268
n-Propanol	-----	2.011	179.180

Table 2: FID 2 B (column DB-ALC2)

Compound	Time (min)	Peak Area
Ethanol	1.342	119.491
n-Propanol	2.373	212.828

## Scottsdale Police Department Crime Lab Volatiles Analysis

<b>Sample:</b> [REDACTED]	<b>Item number:</b> 1227457
<b>Injection date:</b> 8/28/2018 3:49:46 PM	<b>Vial:</b> 79
<b>Method:</b> ethanol quant.M	<b>Sequence:</b> 28Aug18
<b>Instrument:</b> US14173023 CN14160045	<b>Analyst:</b> Adrian
<b>Data file:</b> C:\Chem32\1\Data\28Aug18\79.D	

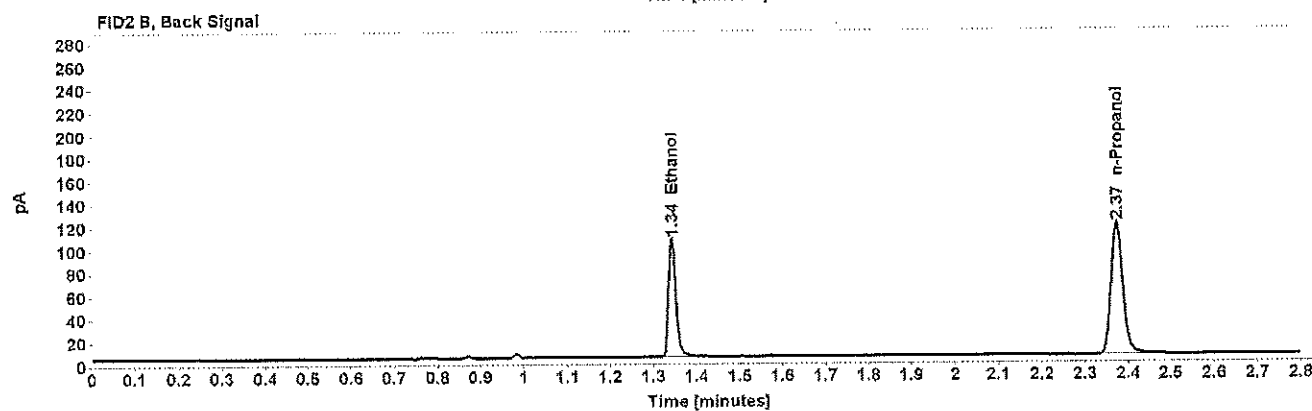
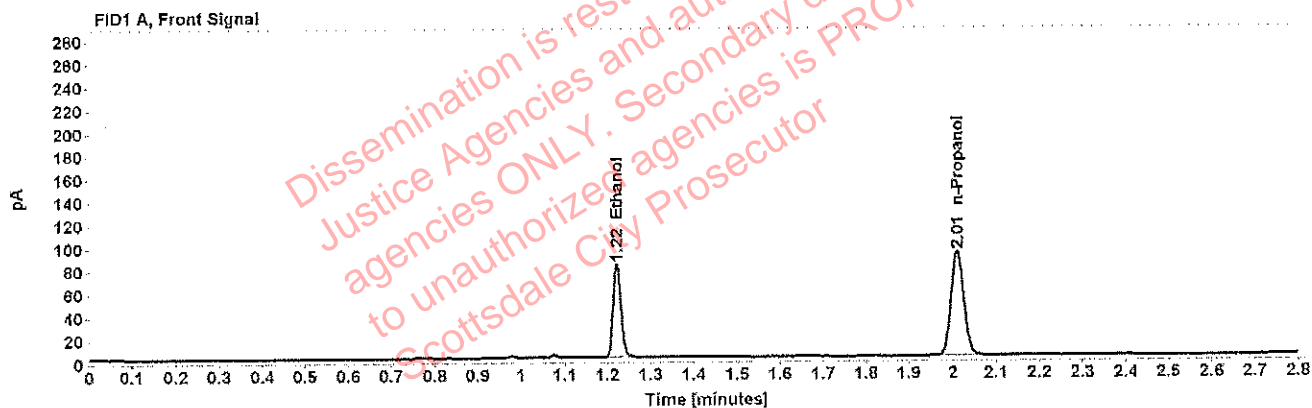


Table 1: FID 1 A (column DB-ALC1)

Compound	Amount (g/100mL)	Time (min)	Peak Area
>Ethanol	0.1563	1.222	104.360
n-Propanol	-----	2.011	185.492

Table 2: FID 2 B (column DB-ALC2)

Compound	Time (min)	Peak Area
Ethanol	1.343	124.445
n-Propanol	2.373	220.958

## Scottsdale Police Department Crime Lab Volatiles Analysis

<b>Sample:</b> [REDACTED]	<b>Item number:</b> 1227406
<b>Injection date:</b> 8/28/2018 3:53:46 PM	<b>Vial:</b> 80
<b>Method:</b> ethanol quant.M	<b>Sequence:</b> 28Aug18
<b>Instrument:</b> US14173023 CN14160045	<b>Analyst:</b> Adrian
<b>Data file:</b> C:\Chem321\Data\28Aug18\80.D	

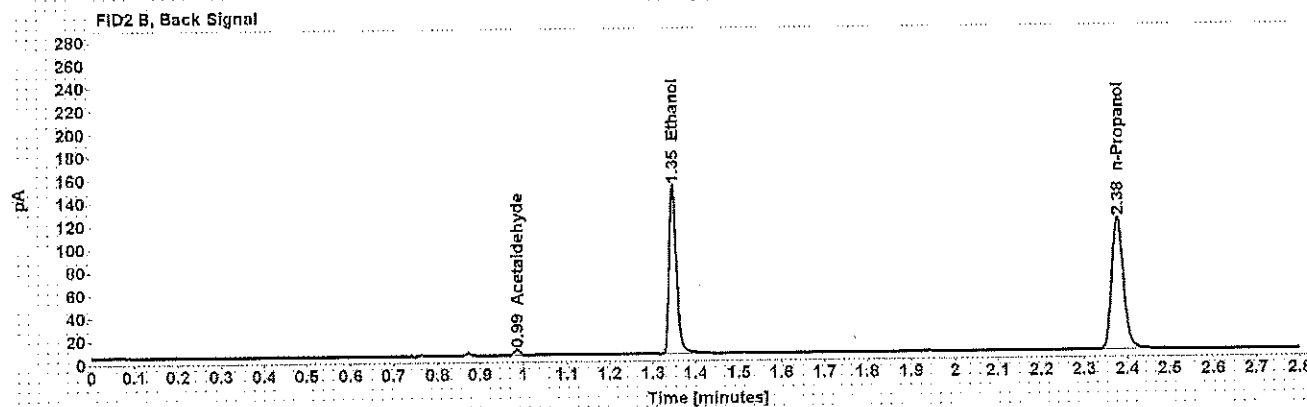
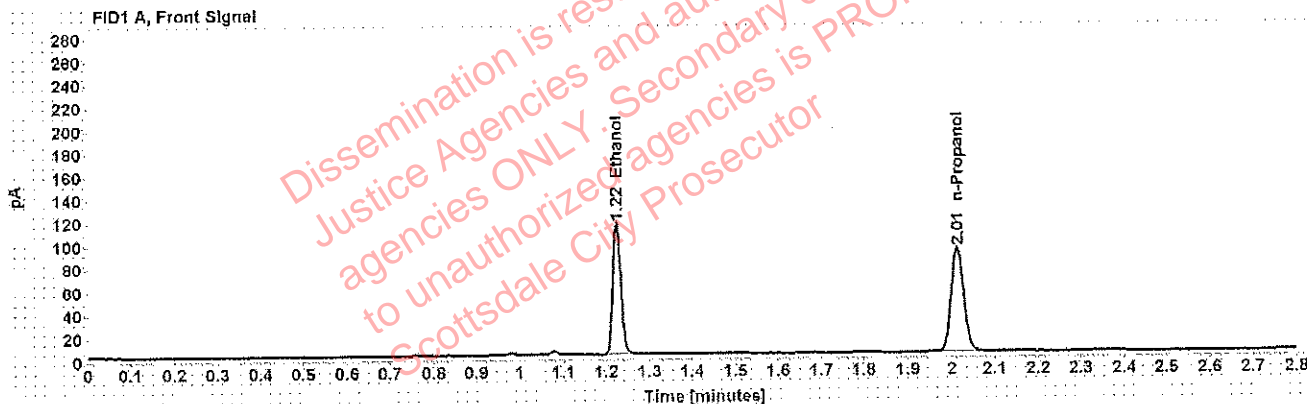


Table 1: FID 1 A (column DB-ALC1)

Compound	Amount (g/100mL)	Time (min)	Peak Area
>Ethanol	0.2204	1.225	147.702
n-Propanol	-----	2.014	185.685

Table 2: FID 2 B (column DB-ALC2)

Compound	Time (min)	Peak Area
Acetaldehyde	0.985	4.483
Ethanol	1.347	176.694
n-Propanol	2.377	221.371

## Scottsdale Police Department Crime Lab Volatiles Analysis

<b>Sample:</b> [REDACTED]	<b>Item number:</b> 1227406
<b>Injection date:</b> 8/28/2018 3:57:46 PM	<b>Vial:</b> 81
<b>Method:</b> ethanol quant.M	<b>Sequence:</b> 28Aug18
<b>Instrument:</b> US14173023 CN14160045	<b>Analyst:</b> Adrian
<b>Data file:</b> C:\Chem32\1\Data\28Aug18\81.D	

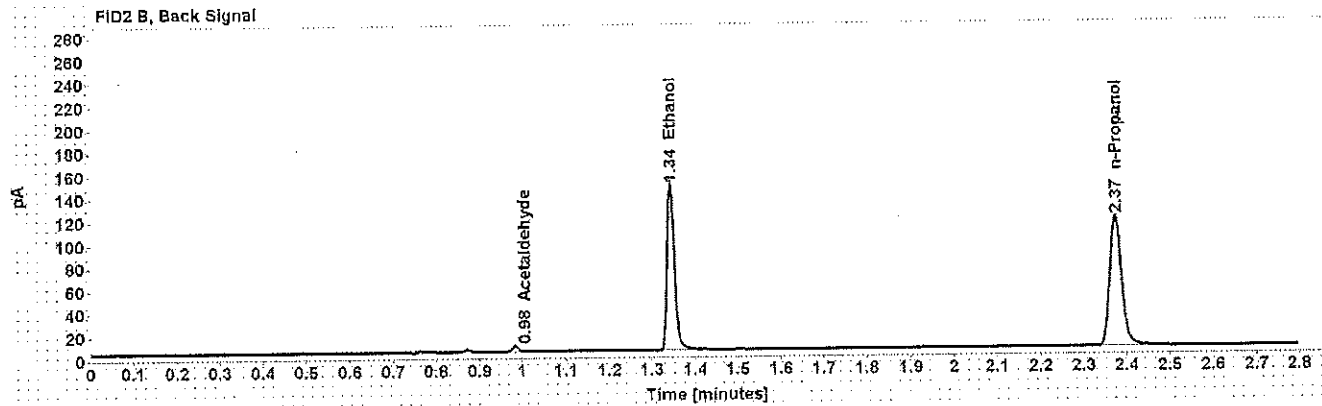
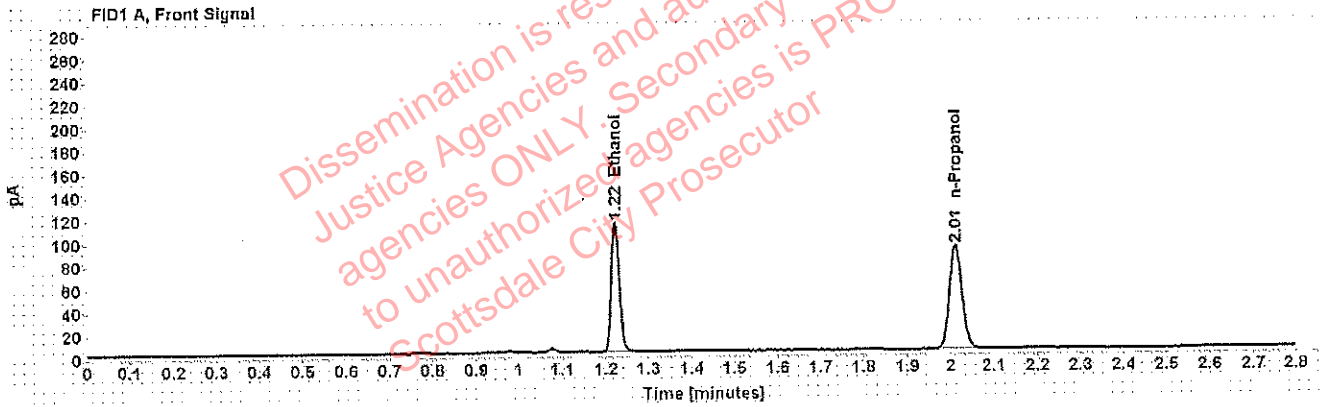


Table 1: FID 1 A (column DB-ALC1)

Compound	Amount (g/100mL)	Time (min)	Peak Area
>Ethanol	0.2193	1.223	145.247
n-Propanol	-----	2.012	183.508

Table 2: FID 2 B (column DB-ALC2)

Compound	Time (min)	Peak Area
Acetaldehyde	0.984	4.393
Ethanol	1.344	173.773
n-Propanol	2.374	218.958

## Scottsdale Police Department Crime Lab Volatiles Analysis

<b>Sample:</b> [REDACTED]	<b>Item number:</b> 1227356
<b>Injection date:</b> 8/28/2018 4:01:46 PM	<b>Vial:</b> 82
<b>Method:</b> ethanol quant.M	<b>Sequence:</b> 28Aug18
<b>Instrument:</b> US14173023 CN14160045	<b>Analyst:</b> Adrian
<b>Data file:</b> C:\Chem32\1\Data\28Aug18\82.D	

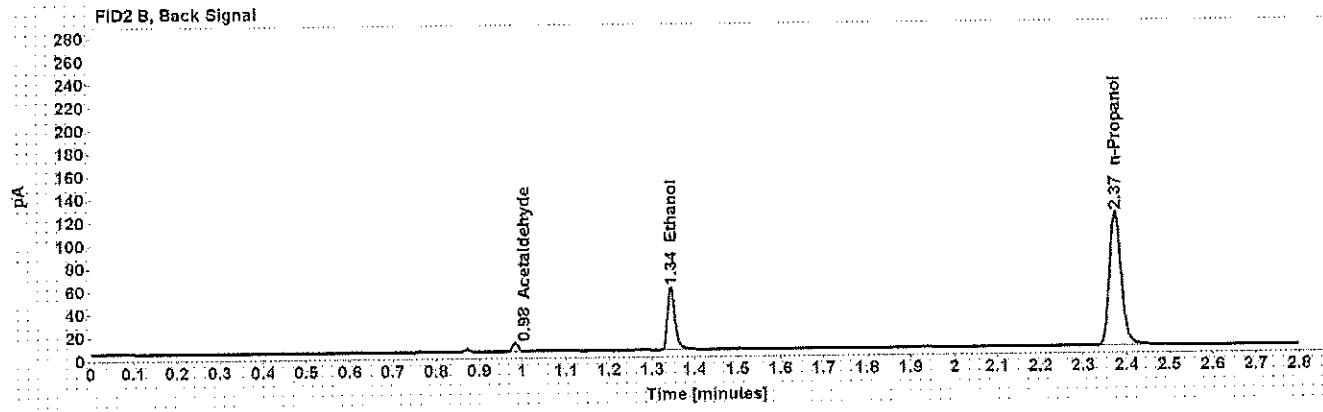
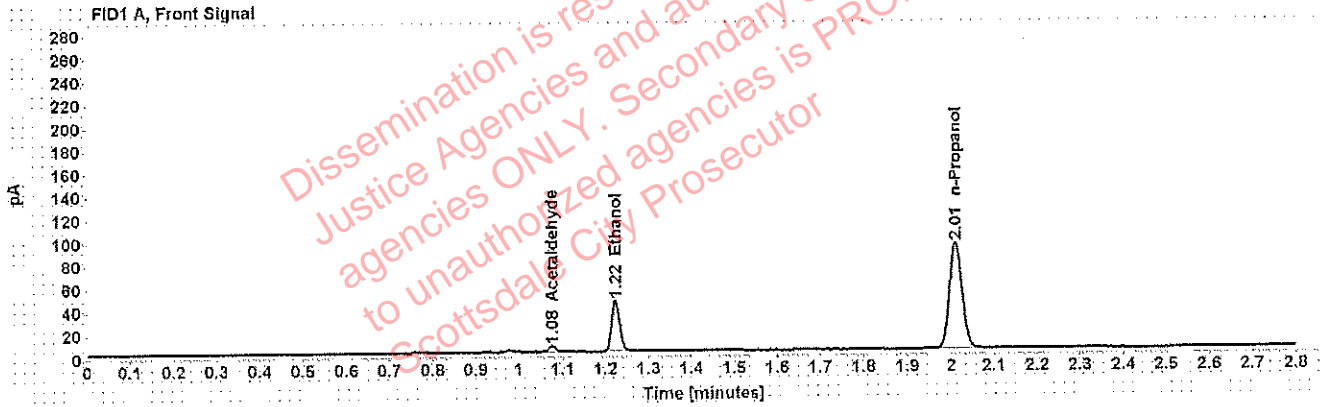


Table 1: FID 1 A (column DB-ALC1)

Compound	Amount (g/100mL)	Time (min)	Peak Area
Acetaldehyde	-----	1.076	5.301
>Ethanol	0.0837	1.223	56.410
n-Propanol	-----	2.012	188.587

Table 2: FID 2 B (column DB-ALC2)

Compound	Time (min)	Peak Area
Acetaldehyde	0.984	6.616
Ethanol	1.344	66.395
n-Propanol	2.374	224.488

## Scottsdale Police Department Crime Lab Volatiles Analysis

<b>Sample:</b> [REDACTED]	<b>Item number:</b> 1227356
<b>Injection date:</b> 8/28/2018 4:05:46 PM	<b>Vial:</b> 83
<b>Method:</b> ethanol quant.M	<b>Sequence:</b> 28Aug18
<b>Instrument:</b> US14173023 CN14160045	<b>Analyst:</b> Adrian
<b>Data file:</b> C:\Chem321\Data\28Aug18\83.D	

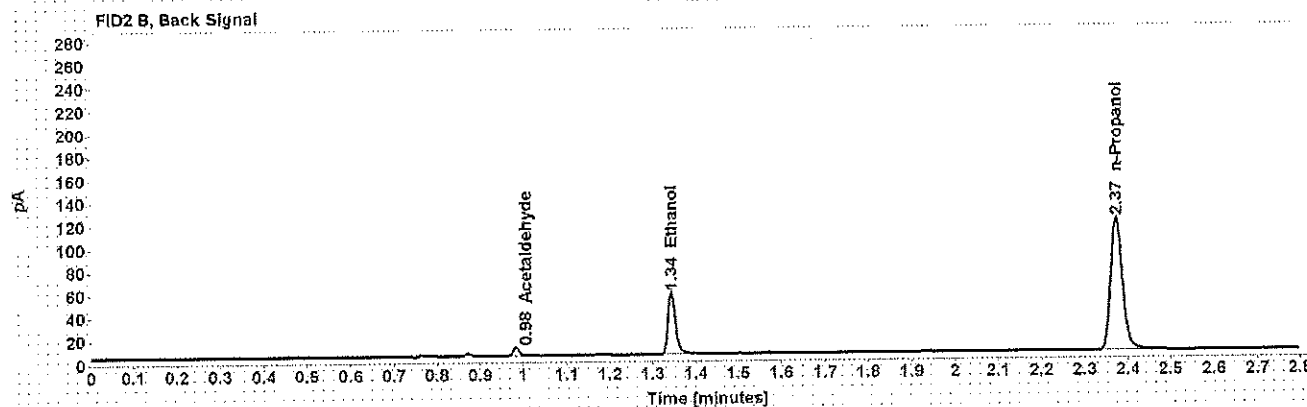
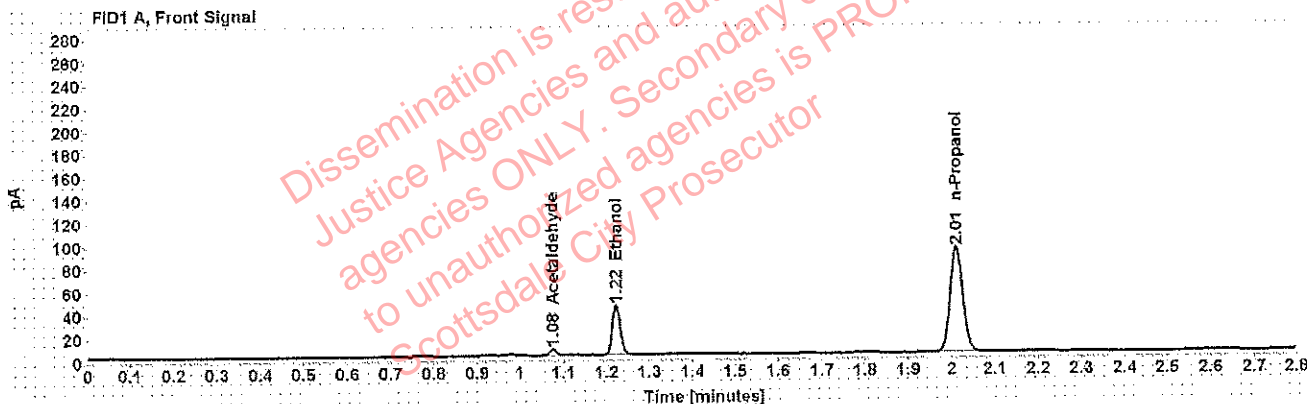


Table 1: FID 1 A (column DB-ALC1)

Compound	Amount (g/100mL)	Time (min)	Peak Area
Acetaldehyde	-----	1.076	5.520
>Ethanol	0.0835	1.223	55.556
n-Propanol	-----	2.011	186.160

Table 2: FID 2 B (column DB-ALC2)

Compound	Time (min)	Peak Area
Acetaldehyde	0.983	6.890
Ethanol	1.343	65.277
n-Propanol	2.373	221.613



## Scottsdale Police Department Crime Lab Volatiles Analysis

<b>Sample:</b> [REDACTED]	<b>Item number:</b> 1227870
<b>Injection date:</b> 8/28/2018 4:09:46 PM	<b>Vial:</b> 84
<b>Method:</b> ethanol quant.M	<b>Sequence:</b> 28Aug18
<b>Instrument:</b> US14173023 CN14160045	<b>Analyst:</b> Adrian
<b>Data file:</b> C:\Chem32\1\Data\28Aug18\84.D	

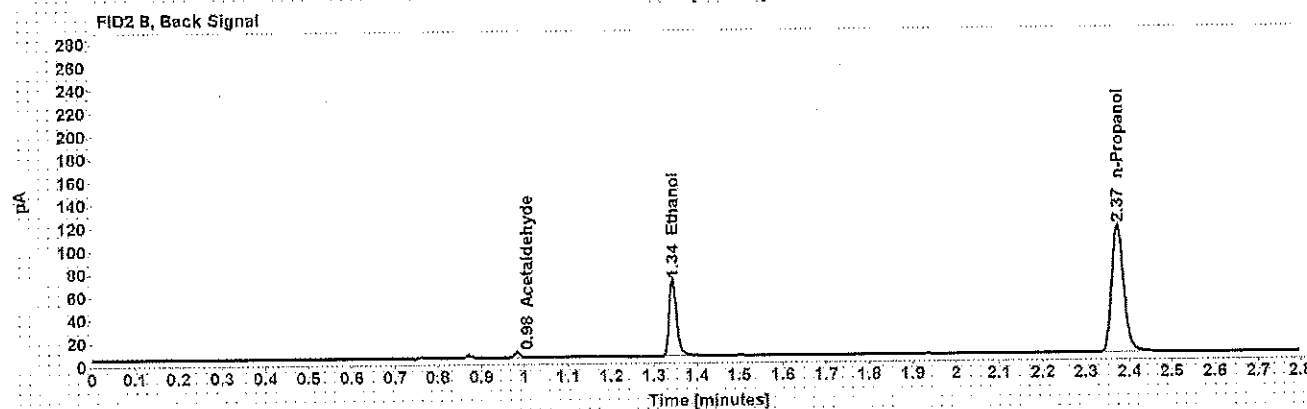
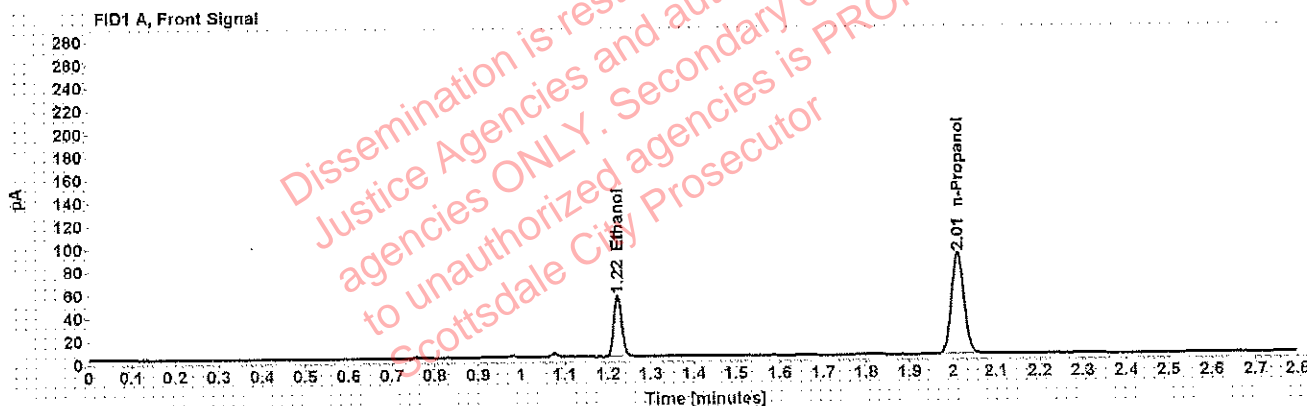


Table 1: FID 1 A (column DB-ALC1)

Compound	Amount (g/100mL)	Time (min)	Peak Area
>Ethanol	0.1063	1.222	68.569
n-Propanol	-----	2.011	179.876

Table 2: FID 2 B (column DB-ALC2)

Compound	Time (min)	Peak Area
Acetaldehyde	0.983	4.484
Ethanol	1.343	81.697
n-Propanol	2.373	214.282

## Scottsdale Police Department Crime Lab Volatiles Analysis

<b>Sample:</b> [REDACTED]	<b>Item number:</b> 1227870
<b>Injection date:</b> 8/28/2018 4:14:01 PM	<b>Vial:</b> 85
<b>Method:</b> ethanol quant.M	<b>Sequence:</b> 28Aug18
<b>Instrument:</b> US14173023 CN14160045	<b>Analyst:</b> Adrian
<b>Data file:</b> C:\Chem32\1\Data\28Aug18\85.D	

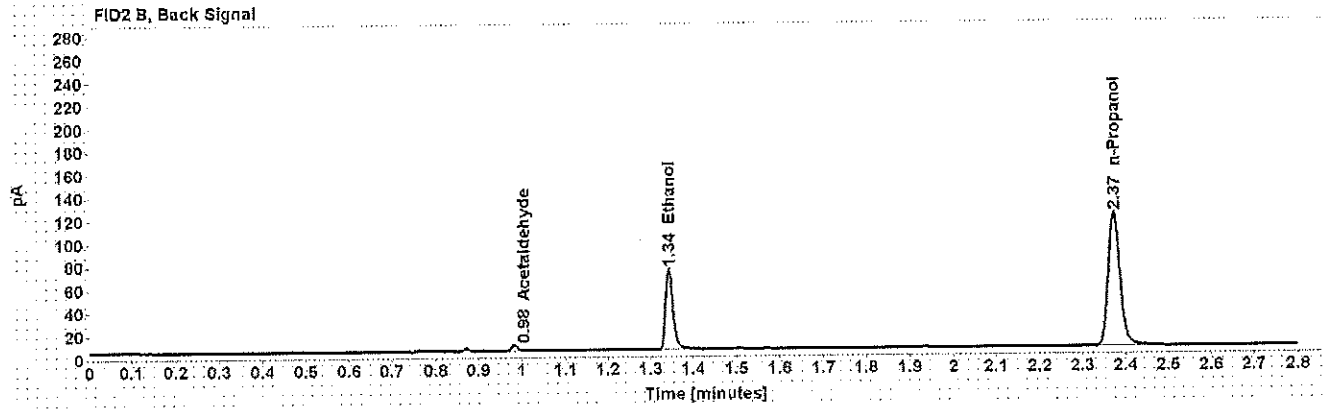
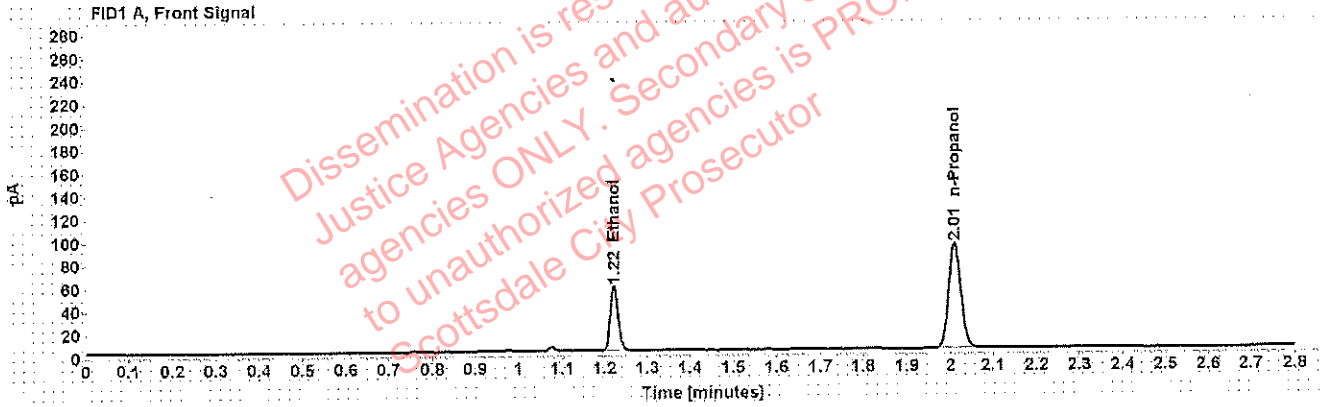


Table 1: FID 1 A (column DB-ALC1)

Compound	Amount (g/100mL)	Time (min)	Peak Area
>Ethanol	0.1069	1.222	71.849
n-Propanol	-----	2.011	187.420

Table 2: FID 2 B (column DB-ALC2)

Compound	Time (min)	Peak Area
Acetaldehyde	0.983	4.576
Ethanol	1.343	85.083
n-Propanol	2.373	223.337

Case: [REDACTED] User: wadrian 8/29/2018

### Scottsdale Police Department Crime Lab Volatiles Analysis

Sample:	[REDACTED]	Item number:	1206710
Injection date:	8/28/2018 4:22:01 PM	Vial:	87
Method:	ethanol quant.M	Sequence:	28Aug18
Instrument:	US14173023 CN14160045	Analyst:	Adrian
Data file:	C:\Chem32\1\Data\28Aug18\87.D		

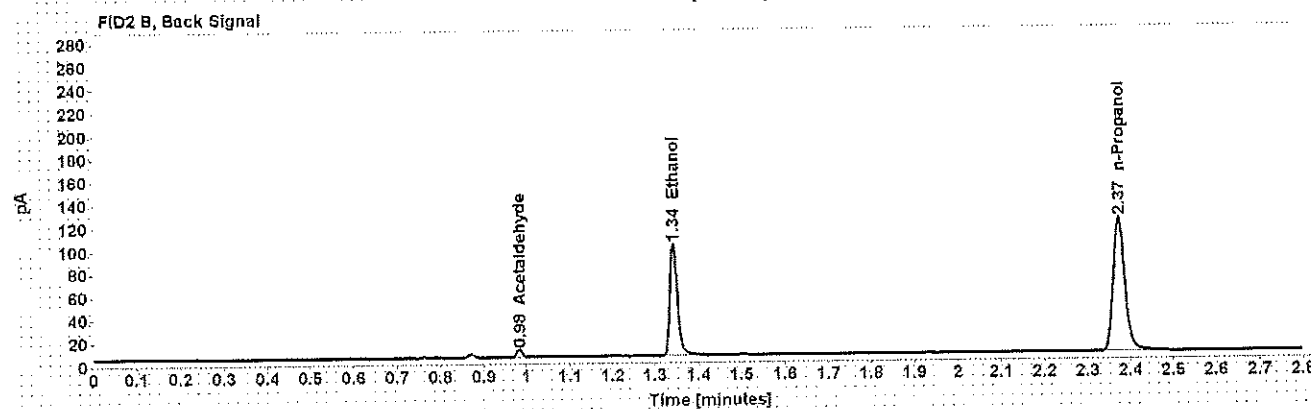
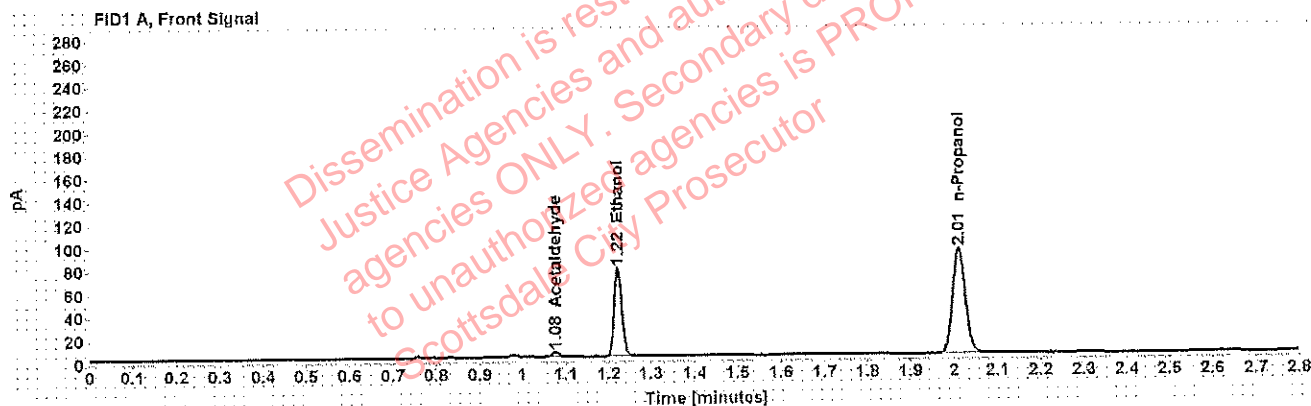


Table 1: FID 1 A (column DB-ALC1)

Compound	Amount (g/100mL)	Time (min)	Peak Area
Acetaldehyde	-----	1.076	4.692
>Ethanol	0.1469	1.222	99.103
n-Propanol	-----	2.011	187.461

Table 2: FID 2 B (column DB-ALC2)

Compound	Time (min)	Peak Area
Acetaldehyde	0.983	5.878
Ethanol	1.343	118.300
n-Propanol	2.373	223.223

## Scottsdale Police Department Crime Lab Volatiles Analysis

<b>Sample:</b> [REDACTED]	<b>Item number:</b> 1206710
<b>Injection date:</b> 8/28/2018 4:26:01 PM	<b>Vial:</b> 88
<b>Method:</b> ethanol quant.M	<b>Sequence:</b> 28Aug18
<b>Instrument:</b> US14173023 CN14160045	<b>Analyst:</b> Adrian
<b>Data file:</b> C:\Chem32\1\Data\28Aug18\88.D	

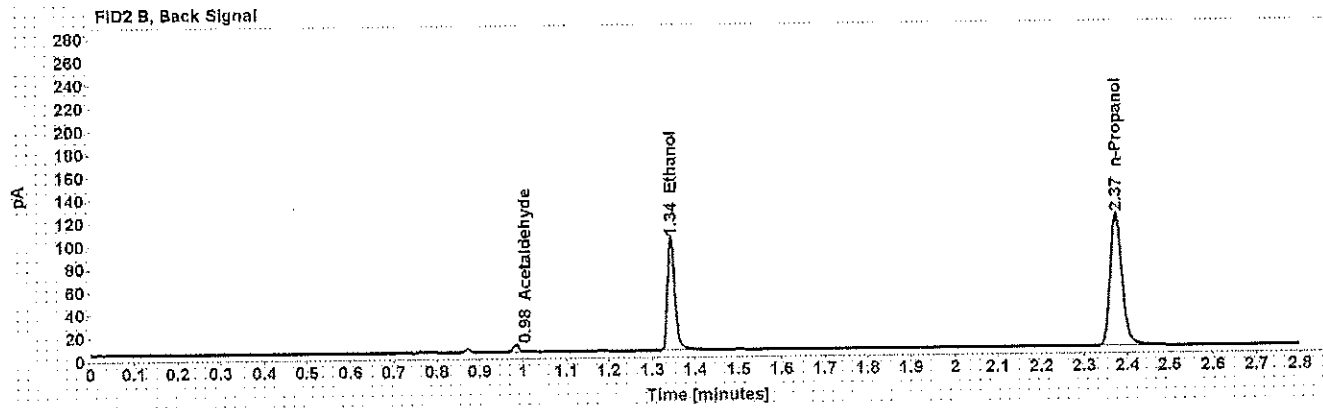
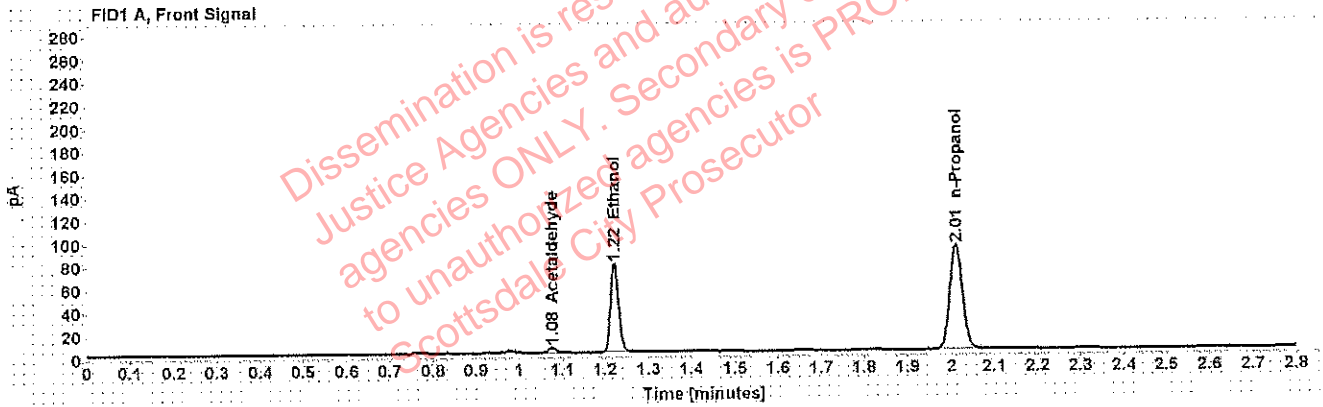


Table 1: FID 1 A (column DB-ALC1)

Compound	Amount (g/100mL)	Time (min)	Peak Area
Acetaldehyde	-----	1.076	4.586
>Ethanol	0.1479	1.223	99.240
n-Propanol	-----	2.012	186.447

Table 2: FID 2 B (column DB-ALC2)

Compound	Time (min)	Peak Area
Acetaldehyde	0.983	5.747
Ethanol	1.344	118.175
n-Propanol	2.374	222.059

## Scottsdale Police Department Crime Lab Volatiles Analysis

<b>Sample:</b> [REDACTED]	<b>Item number:</b> 1211660
<b>Injection date:</b> 8/28/2018 4:30:01 PM	<b>Vial:</b> 89
<b>Method:</b> ethanol quant.M	<b>Sequence:</b> 28Aug18
<b>Instrument:</b> US14173023 CN14160045	<b>Analyst:</b> Adrian
<b>Data file:</b> C:\Chem32\1\Data\28Aug18\89.D	

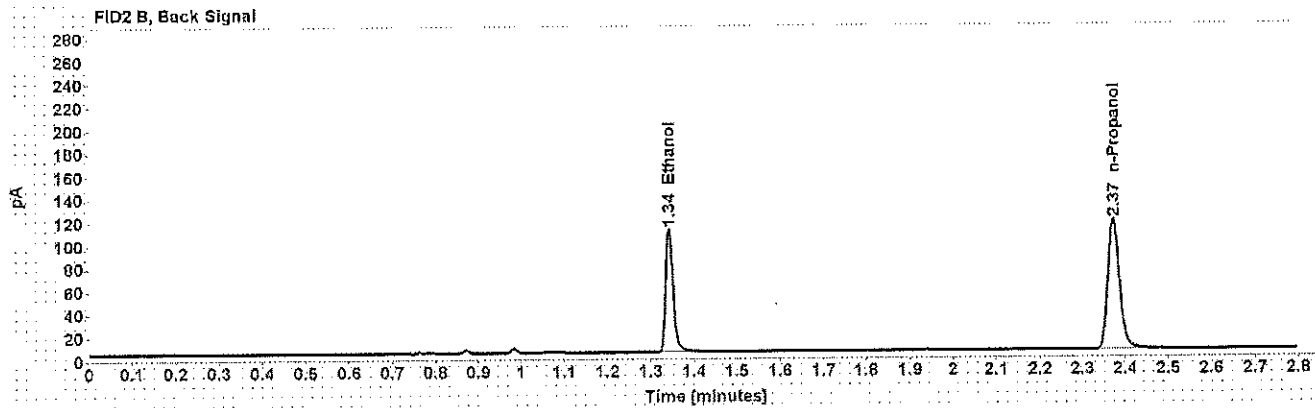
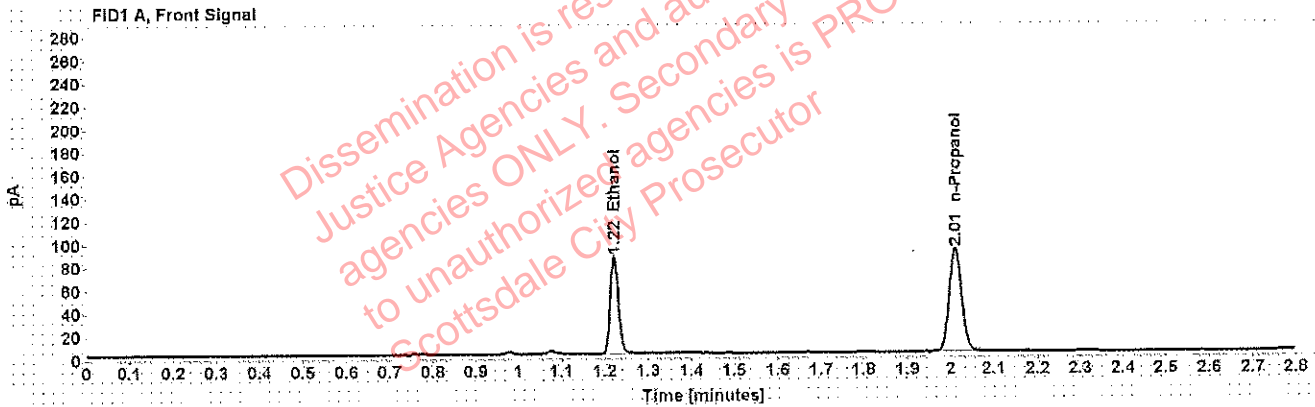


Table 1: FID 1 A (column DB-ALC1)

Compound	Amount (g/100mL)	Time (min)	Peak Area
>Ethanol	0.1644	1.222	108.606
n-Propanol	-----	2.011	183.405

Table 2: FID 2 B (column DB-ALC2)

Compound	Time (min)	Peak Area
Ethanol	1.342	129.647
n-Propanol	2.373	218.389

## Scottsdale Police Department Crime Lab Volatiles Analysis

<b>Sample:</b> [REDACTED]	<b>Item number:</b> 1211660
<b>Injection date:</b> 8/28/2018 4:34:01 PM	<b>Vial:</b> 90
<b>Method:</b> ethanol quant.M	<b>Sequence:</b> 28Aug18
<b>Instrument:</b> US14173023 CN14160045	<b>Analyst:</b> Adrian
<b>Data file:</b> C:\Chem3211\Data\28Aug18\90.D	

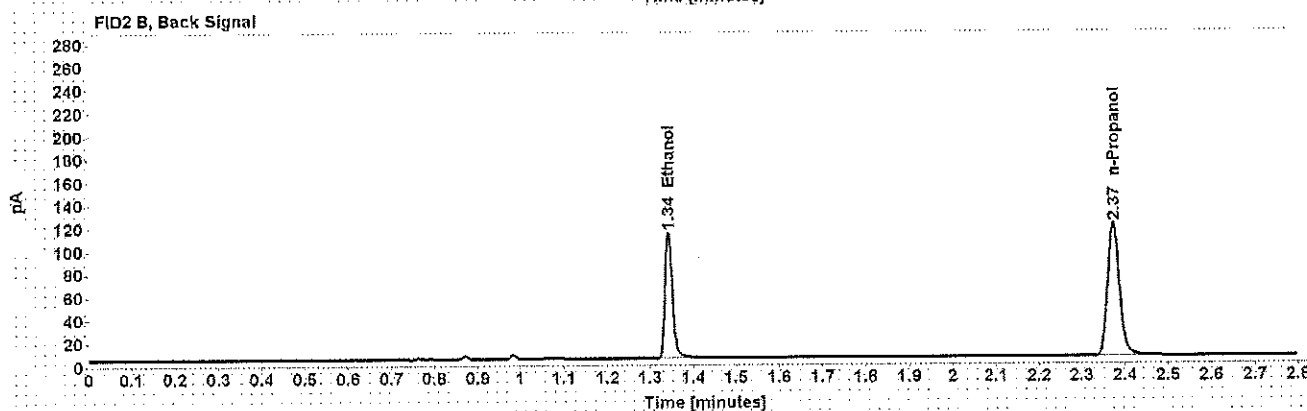
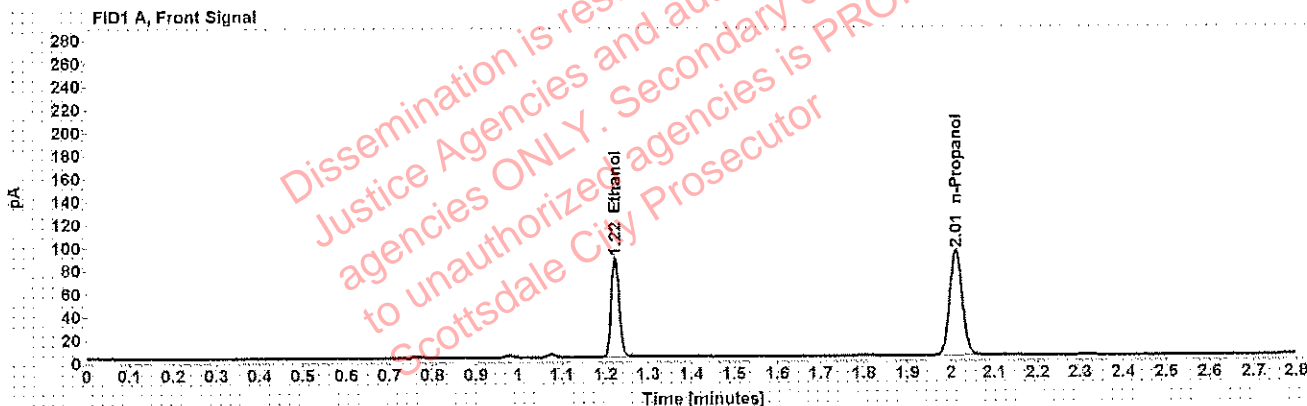


Table 1: FID 1 A (column DB-ALC1)

Compound	Amount (g/100mL)	Time (min)	Peak Area
>Ethanol	0.1644	1.222	110.916
n-Propanol	-----	2.011	187.344

Table 2: FID 2 B (column DB-ALC2)

Compound	Time (min)	Peak Area
Ethanol	1.342	132.476
n-Propanol	2.373	223.308