

SCOTTSDALE POLICE DEPARTMENT CRIME LABORATORY BLOOD ALCOHOL FACE SHEET

ANALYSIS DATE 09/27/2022 SEQUENCE NAME 27Sep22

EQUIPMENT

Pipettor Hamilton ML600EH7497 Hamilton ML600GJ10749
 Gas Chromatograph Agilent US14173023

INSTRUMENT CALIBRATION

Vial 1 0.02 calibrator Lot FN10051909 Coefficient of determination (r²)
 Vial 2 0.10 calibrator Lot FN05311902 0.99998
 Vial 3 0.20 calibrator Lot FN02052101
 Vial 4 0.40 calibrator Lot FN03052102

CALIBRATION VERIFICATION AND RESOLUTION TEST

Vial	Sample	Expected result	Measured result	Manufacturer/lot
5	Blank	Not detected	Not detected	SPD lab 070622AQ
6	Volatiles mixture	6 compounds	6 compounds	SPD lab 050721MIX
7	Aqueous control	0.400 g/dL	0.398 g/dL	Lipomed 11092018-A
8	Aqueous control	0.040 g/dL	0.040 g/dL	Lipomed 14082019-B
9	Blood control	0.199 g/dL	0.200 g/dL	ACQ 4110320133/8
20	Aqueous control	0.080 g/dL	0.080 g/dL	Lipomed 20012020-B
31	Aqueous control	0.080 g/dL	0.080 g/dL	Lipomed 20012020-B
42	Blood control	0.199 g/dL	0.202 g/dL	ACQ 4110320133/8
53	Aqueous control	0.400 g/dL	0.403 g/dL	Lipomed 11092018-A
54	Aqueous control	0.040 g/dL	0.042 g/dL	Lipomed 14082019-B
55	Blood control	0.199 g/dL	0.208 g/dL	ACQ 4110320133/8
56	Blank	Not detected	Not detected	SPD lab 101921WB

SUBJECT SAMPLES

Subjects in the sequence 20 Subjects requiring reanalysis 1

ADDITIONAL NOTES: The duplicates in vials #23 and #24 did not agree within 2% of their averages.

Run valid Run invalid [Signature] Analyst
 Run valid Run invalid [Signature] Technical Reviewer

Scottsdale Police Department Crime Laboratory Sequence Quality Assurance Summary

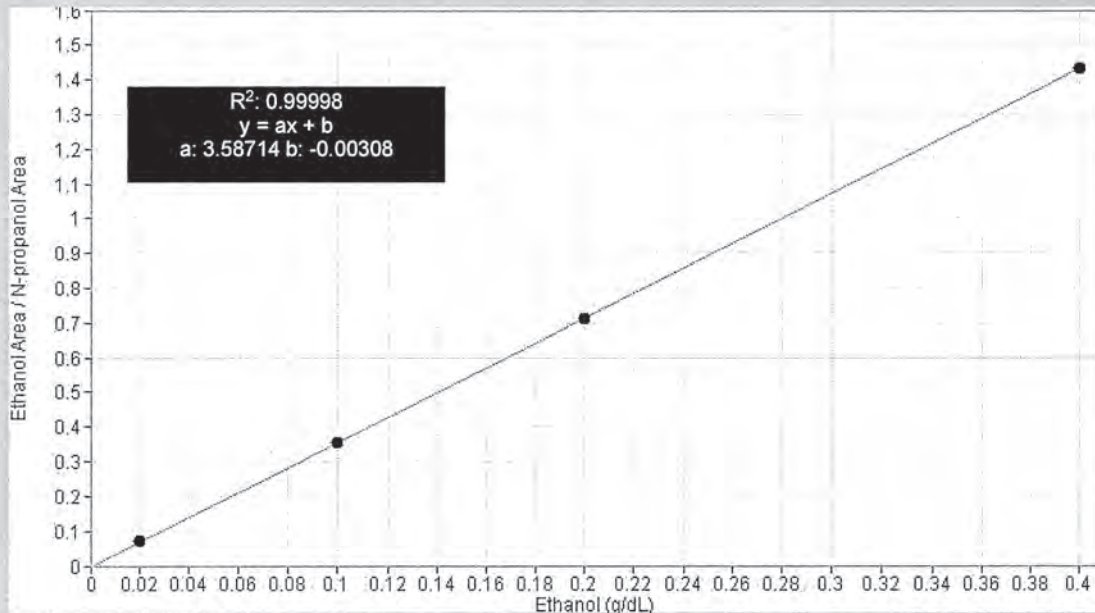
SEQUENCE NAME: 27Sep22

ANALYST: Abbott *AB*

Sample Name	Vial	Measured Value (g/dL)	Expected Value (g/dL)	Percent Difference	Absolute Difference (g/dL)
blank 070622AQ	5	negative	negative	-	-
0.400 11092018-A	7	0.398	0.400	0.50	-0.002
0.040 14082019-B	8	0.040	0.040	0.00	0.000
0.199 4110320133/8	9	0.200	0.199	0.50	0.001
0.080 20012020-B	20	0.080	0.080	0.00	0.000
0.080 20012020-B	31	0.080	0.080	0.00	0.000
0.199 4110320133/8	42	0.202	0.199	1.51	0.003
0.400 11092018-A	53	0.403	0.400	0.75	0.003
0.040 14082019-B	54	0.042	0.040	5.00	0.002
0.199 4110320133/8	55	0.208	0.199	4.52	0.009
101921WB	56	negative	negative	-	-

Calibrator	Ethanol Area	N-propanol Area	Ratio
0.020	10.954	158.325	0.069
0.100	57.427	160.713	0.357
0.200	112.962	158.919	0.711
0.400	227.271	158.588	1.433

Calibration Line



Scottsdale Police Department Crime Lab Volatiles Analysis

Sample: FN10051909	Vial: 1
Description: 0.020 callibrator	Sequence: 27Sep22
Method: ethanol quant.M	Injection date: 9/27/2022 2:38:52 PM
Instrument: US14173023 CN14160045	Analyst: Abbott <i>JA</i>
Data file: C:\Chem32\1\Data\27Sep22\1.D	

Dissemination is restricted to Criminal Justice Agencies and authorized agencies ONLY. Secondary dissemination to unauthorized agencies is PROHIBITED. Scottsdale City Prosecutor

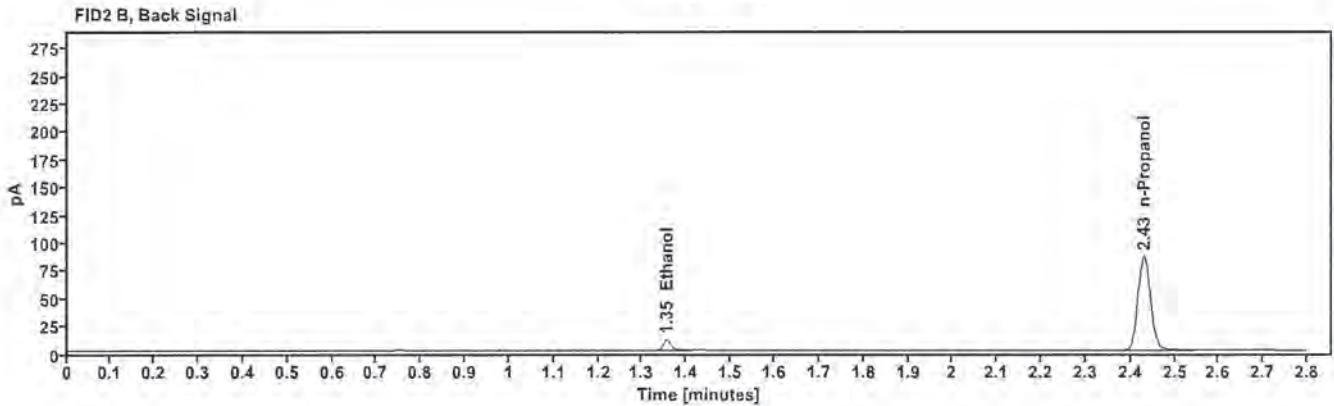
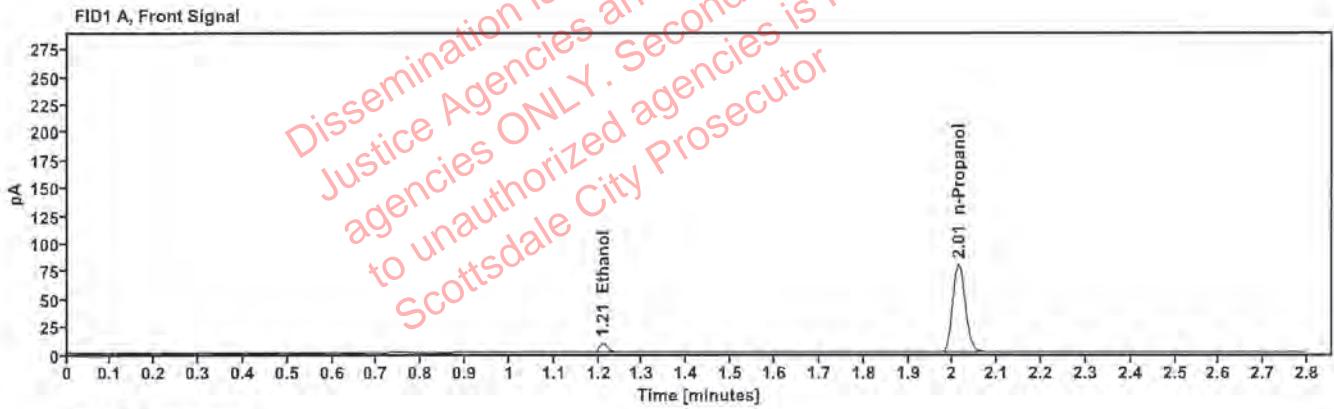


Table 1: FID 1 A (column DB-ALC1)

Compound	Time (min)	Peak Area
Ethanol	1.210	10.954
n-Propanol	2.013	158.325

Table 2: FID 2 B (column DB-ALC2)

Compound	Time (min)	Peak Area
Ethanol	1.355	11.731
n-Propanol	2.431	169.998

Scottsdale Police Department Crime Lab Volatiles Analysis

Sample:	FN05311902	Vial:	2
Description:	0.100 calibrator	Sequence:	27Sep22
Method:	ethanol quant.M	Injection date:	9/27/2022 2:42:52 PM
Instrument:	US14173023 CN14160045	Analyst:	Abbott <i>PA</i>
Data file:	C:\Chem32\1\Data\27Sep22\2.D		

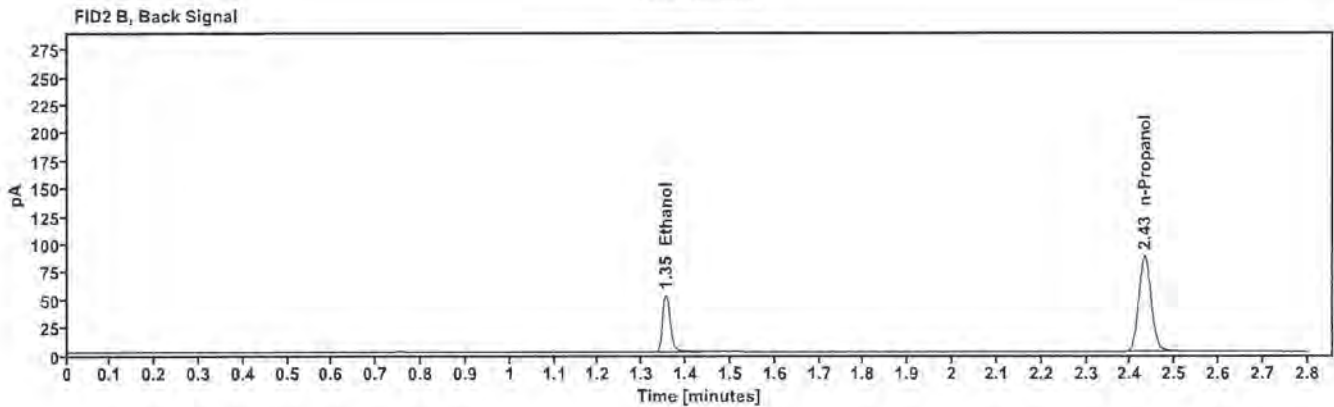
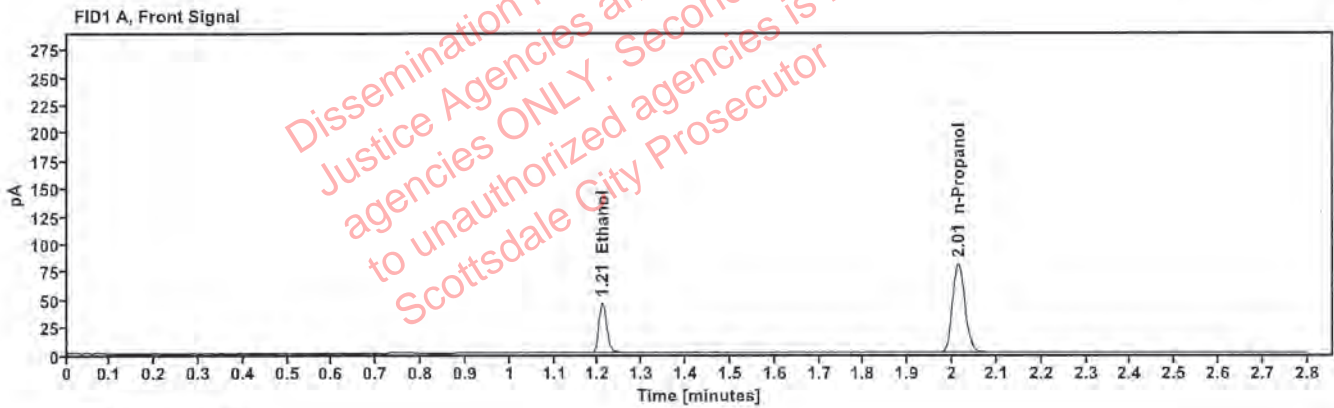


Table 1: FID 1 A (column DB-ALC1)

Compound	Time (min)	Peak Area
Ethanol	1.209	57.427
n-Propanol	2.014	160.713

Table 2: FID 2 B (column DB-ALC2)

Compound	Time (min)	Peak Area
Ethanol	1.355	62.302
n-Propanol	2.432	172.987

Scottsdale Police Department Crime Lab Volatiles Analysis

Sample: FN02052101	Vial: 3
Description: 0.200 calibrator	Sequence: 27Sep22
Method: ethanol quant.M	Injection date: 9/27/2022 2:46:52 PM
Instrument: US14173023 CN14160045	Analyst: Abbott <i>[Signature]</i>
Data file: C:\Chem32\1\Data\27Sep22\3.D	

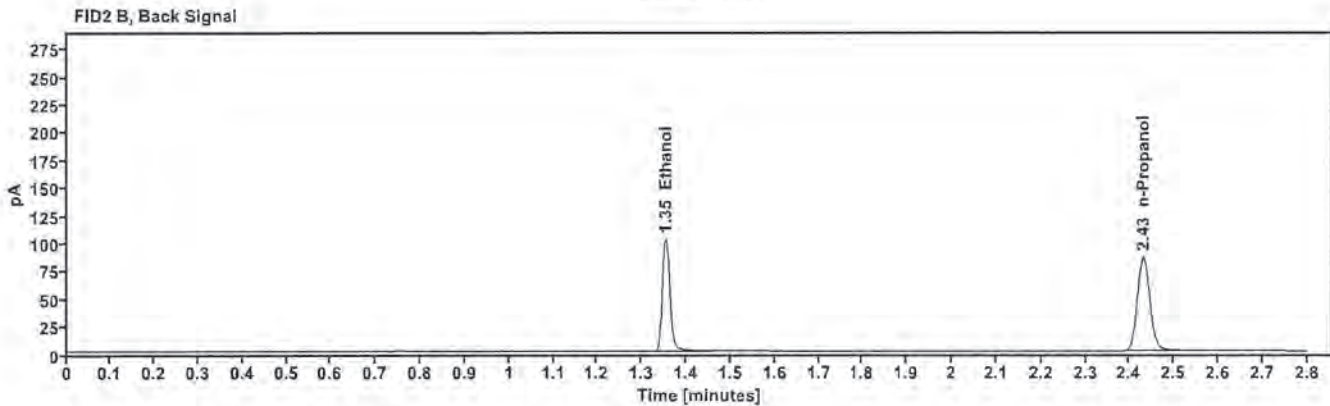
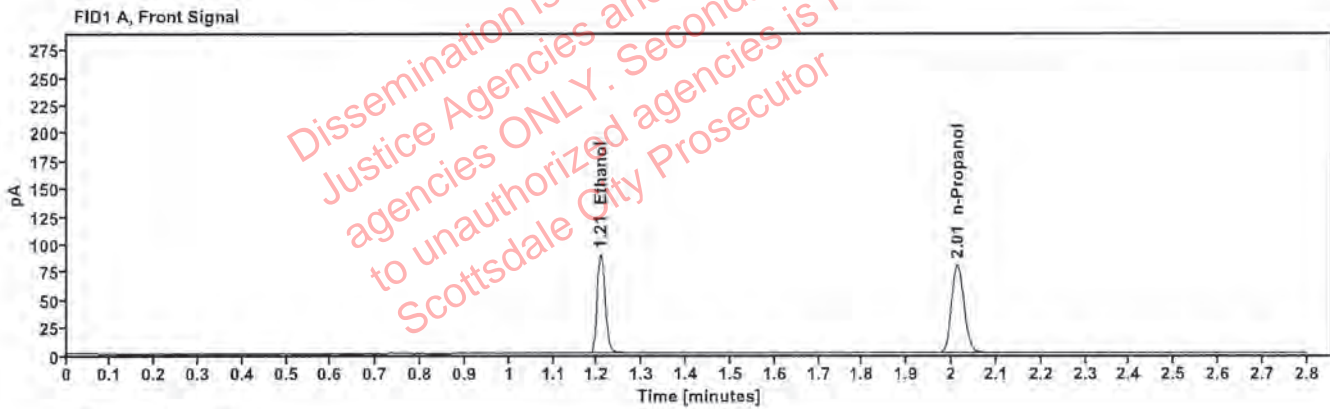


Table 1: FID 1 A (column DB-ALC1)

Compound	Time (min)	Peak Area
Ethanol	1.207	112.962
n-Propanol	2.013	158.919

Table 2: FID 2 B (column DB-ALC2)

Compound	Time (min)	Peak Area
Ethanol	1.353	123.457
n-Propanol	2.431	170.954

Scottsdale Police Department Crime Lab Volatiles Analysis

Sample: FN03052102	Vial: 4
Description: 0.400 calibrator	Sequence: 27Sep22
Method: ethanol quant.M	Injection date: 9/27/2022 2:50:52 PM
Instrument: US14173023 CN14160045	Analyst: Abbott <i>JA</i>
Data file: C:\Chem32\1\Data\27Sep22\4.D	

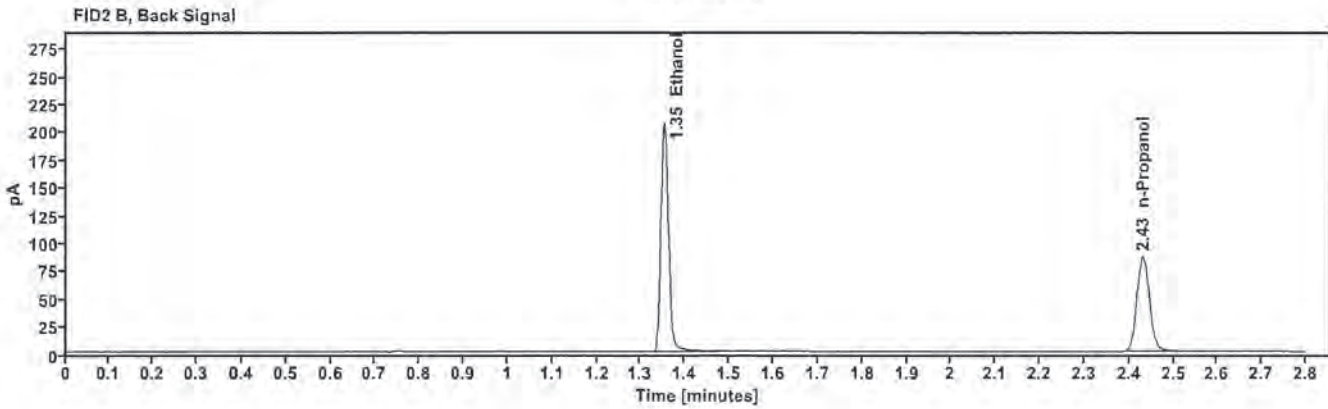
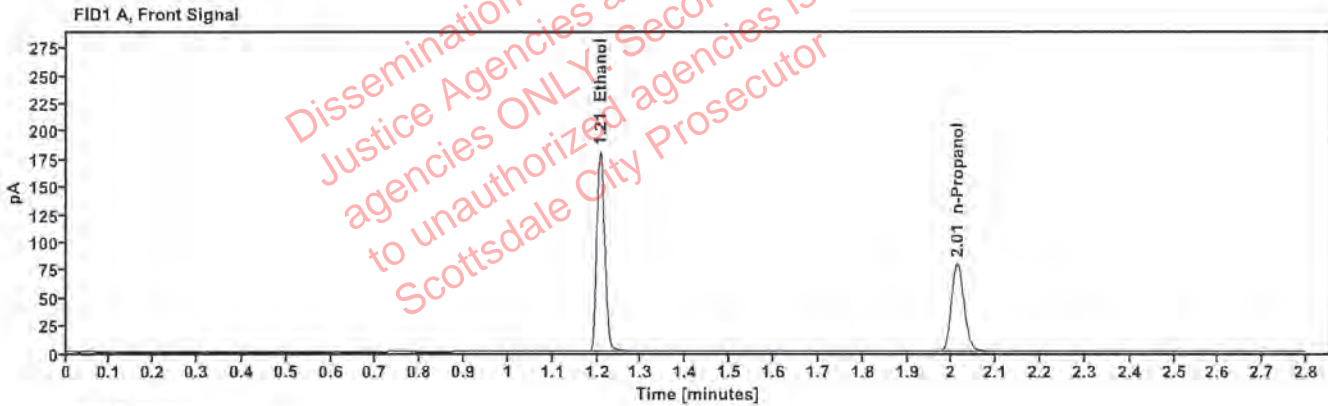


Table 1: FID 1 A (column DB-ALC1)

Compound	Time (min)	Peak Area
Ethanol	1.207	227.271
n-Propanol	2.013	158.588

Table 2: FID 2 B (column DB-ALC2)

Compound	Time (min)	Peak Area
Ethanol	1.353	249.355
n-Propanol	2.431	171.047

Scottsdale Police Department Crime Lab Volatiles Analysis

Sample: 070622AQ	Vial: 5
Description: Negative	LIMS ID:
Method: ethanol quant.M	Sequence: 27Sep22
Instrument: US14173023 CN14160045	Injection date: 9/27/2022 2:54:52 PM
Data file: C:\Chem32\1\Data\27Sep22\5.D	Analyst: Abbott

Dissemination is restricted to Criminal Justice Agencies and authorized law enforcement agencies ONLY. Secondary dissemination to unauthorized agencies is PROHIBITED. Scottsdale City Prosecutor

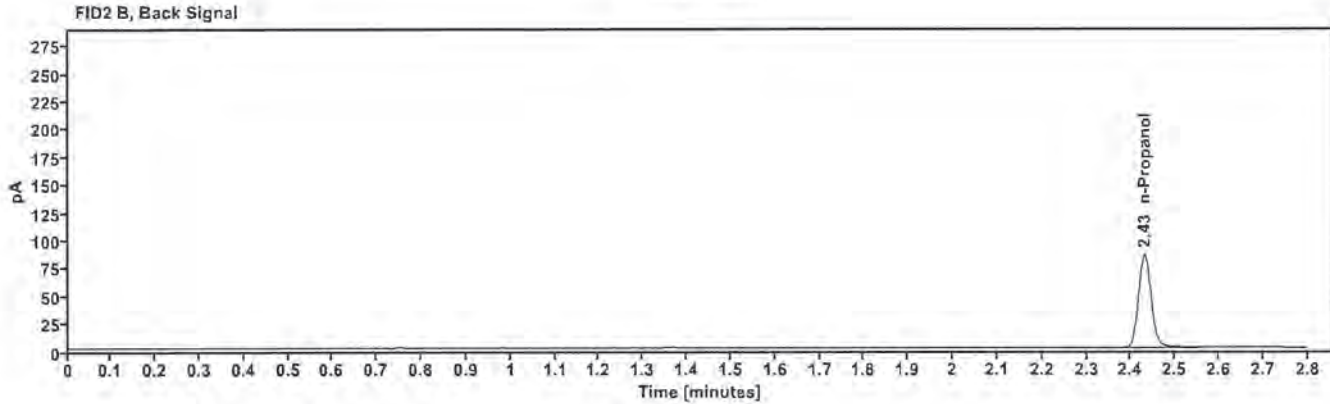
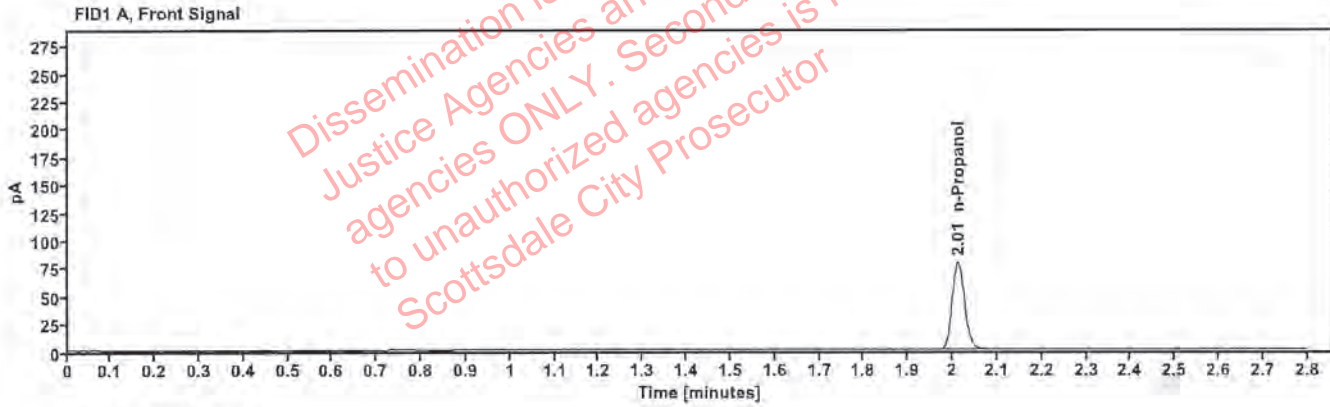


Table 1: FID 1 A (column DB-ALC1)

Compound	Amount (g/100mL)	Time (min)	Peak Area
n-Propanol	---	2.013	157.727

Table 2: FID 2 B (column DB-ALC2)

Compound	Time (min)	Peak Area
n-Propanol	2.431	170.316

Scottsdale Police Department Crime Lab Volatiles Analysis

Sample: 050721MIX	Vial: 6
Description: Volatiles mix	LIMS ID:
Method: ethanol quant.M	Sequence: 27Sep22
Instrument: US14173023 CN14160045	Injection date: 9/27/2022 2:58:52 PM
Data file: C:\Chem32\1\Data\27Sep22\6.D	Analyst: Abbott MA

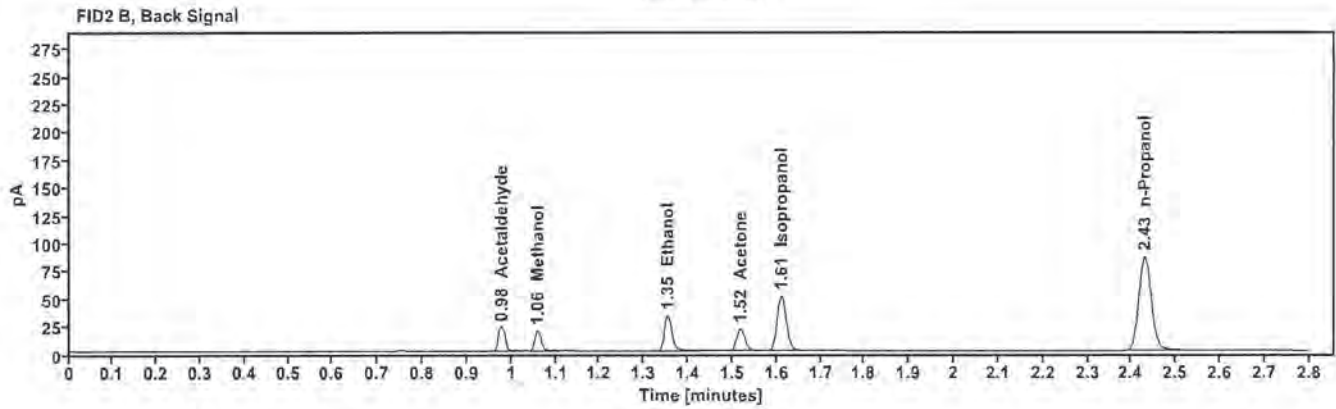
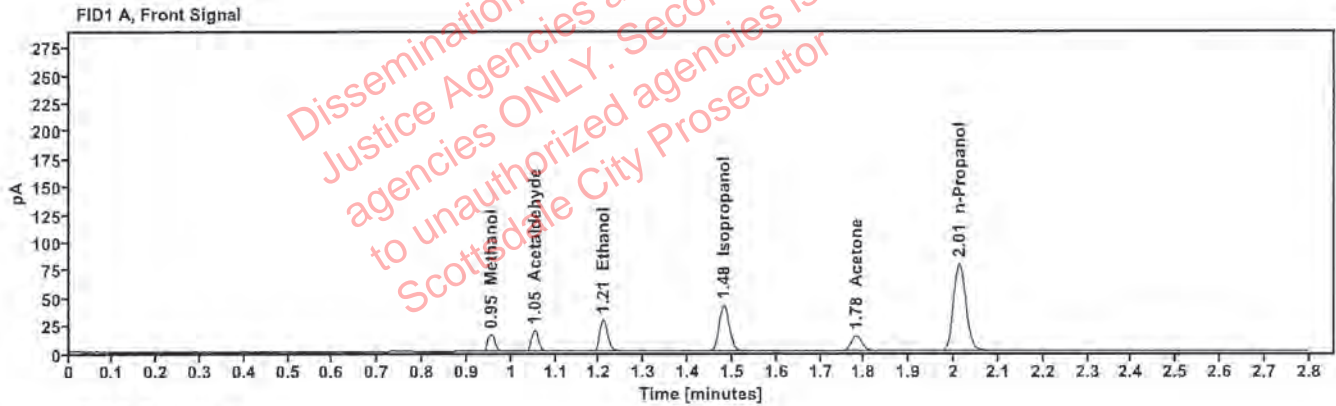


Table 1: FID 1 A (column DB-ALC1)

Compound	Amount (g/100mL)	Time (min)	Peak Area
Methanol	-----	0.955	17.621
Acetaldehyde	-----	1.053	20.880
>Ethanol	0.0644	1.208	36.144
Isopropanol	-----	1.481	66.783
Acetone	-----	1.782	23.794
n-Propanol	-----	2.012	158.540

Table 2: FID 2 B (column DB-ALC2)

Compound	Time (min)	Peak Area
Acetaldehyde	0.978	23.347
Methanol	1.059	19.176
Ethanol	1.353	39.275
Acetone	1.518	25.999
Isopropanol	1.611	73.872
n-Propanol	2.430	171.107

Scottsdale Police Department Crime Lab Volatiles Analysis

Sample: 11092018-A	Vial: 7
Description: 0.400	LIMS ID:
Method: ethanol quant.M	Sequence: 27Sep22
Instrument: US14173023 CN14160045	Injection date: 9/27/2022 3:03:07 PM
Data file: C:\Chem32\1\Data\27Sep22\7.D	Analyst: Abbott <i>JA</i>

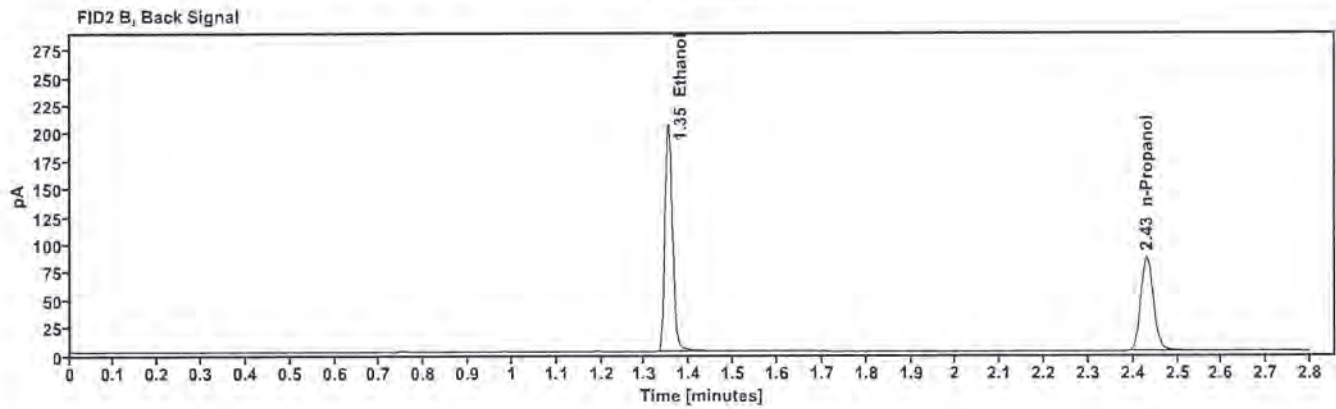
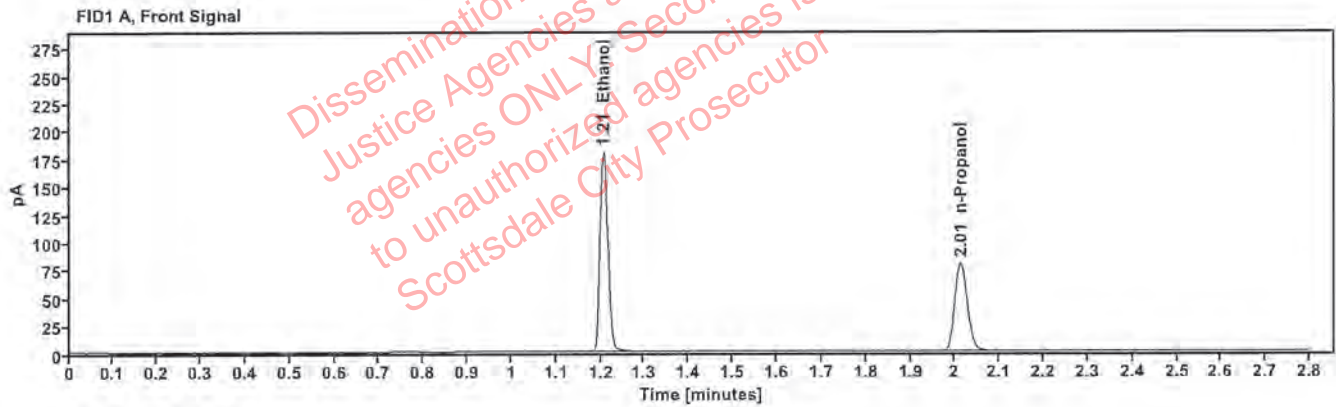


Table 1: FID 1 A (column DB-ALC1)

Compound	Amount (g/100mL)	Time (min)	Peak Area
>Ethanol	0.3985	1.207	226.896
n-Propanol	—	2.013	159.077

Table 2: FID 2 B (column DB-ALC2)

Compound	Time (min)	Peak Area
Ethanol	1.353	249.416
n-Propanol	2.431	171.782

Scottsdale Police Department Crime Lab Volatiles Analysis

Sample: 14082019-B	Vial: 8
Description: 0.040	LIMS ID:
Method: ethanol quant.M	Sequence: 27Sep22
Instrument: US14173023 CN14160045	Injection date: 9/27/2022 3:07:07 PM
Data file: C:\Chem32\1\Data\27Sep22\8.D	Analyst: Abbott JPA

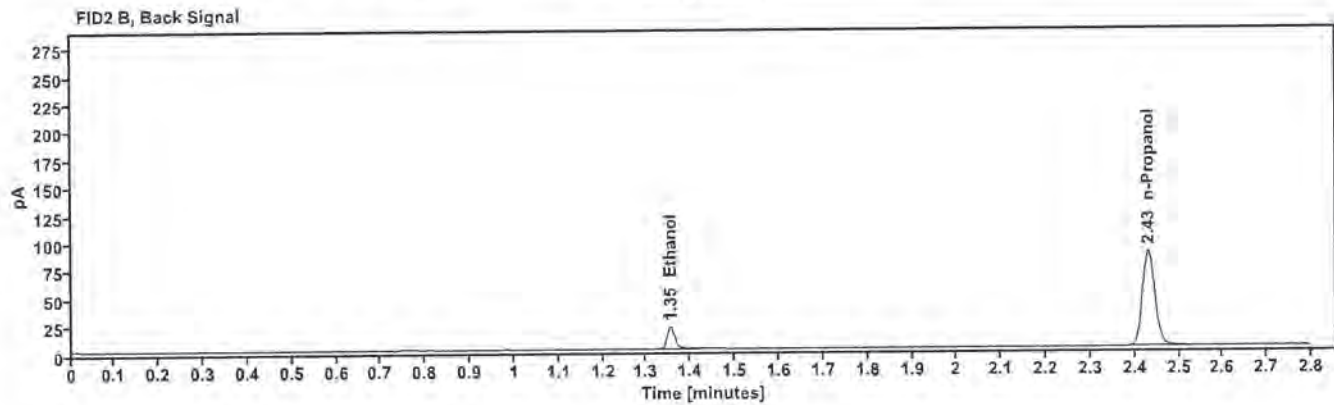
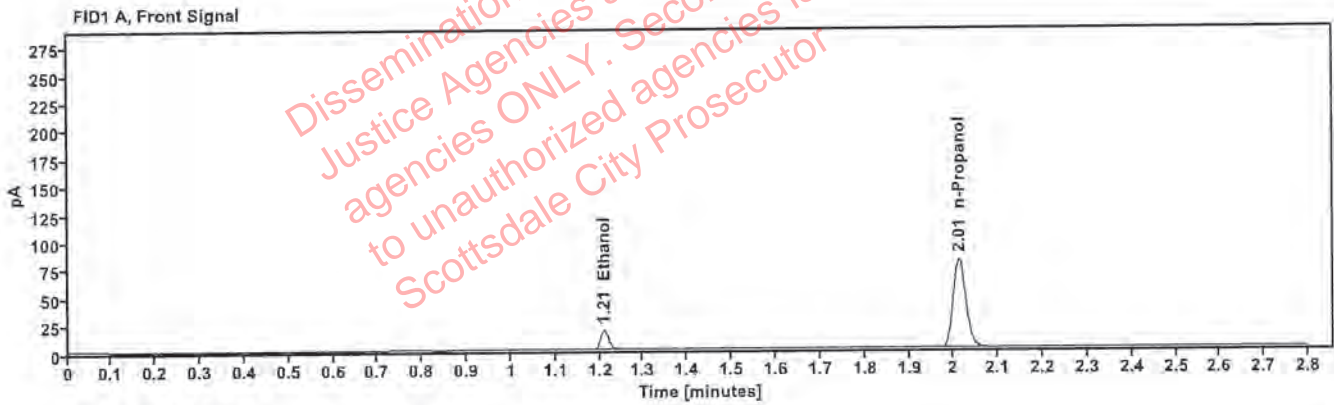


Table 1: FID 1 A (column DB-ALC1)

Compound	Amount (g/100mL)	Time (min)	Peak Area
>Ethanol	0.0403	1.209	22.683
n-Propanol	—	2.013	160.211

Table 2: FID 2 B (column DB-ALC2)

Compound	Time (min)	Peak Area
Ethanol	1.355	24.625
n-Propanol	2.431	173.000

Scottsdale Police Department Crime Lab Volatiles Analysis

Sample:	4110320133/8	Vial:	9
Description:	0.199	LIMS ID:	
Method:	ethanol quant.M	Sequence:	27Sep22
Instrument:	US14173023 CN14160045	Injection date:	9/27/2022 3:11:08 PM
Data file:	C:\Chem32\1\Data\27Sep22\9.D	Analyst:	Abbott <i>JA</i>

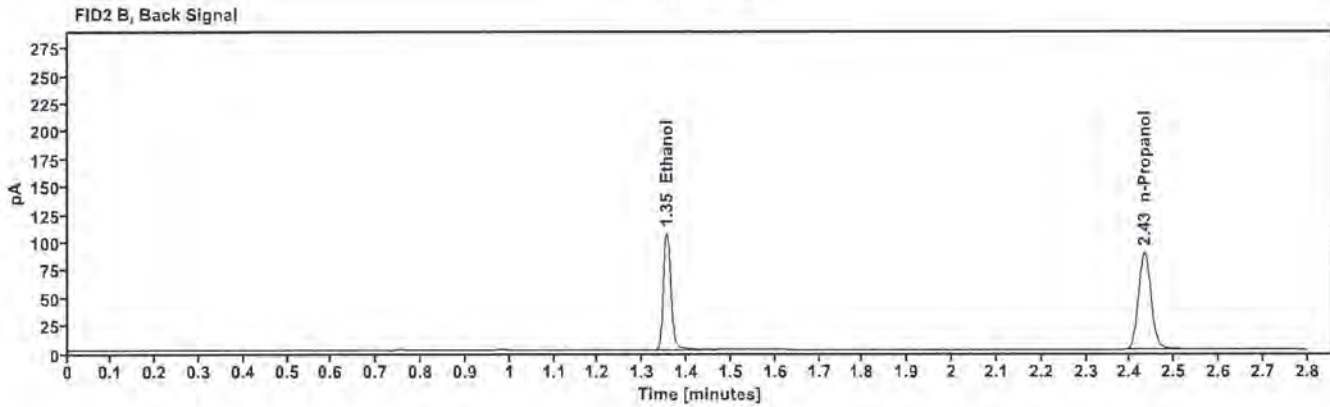
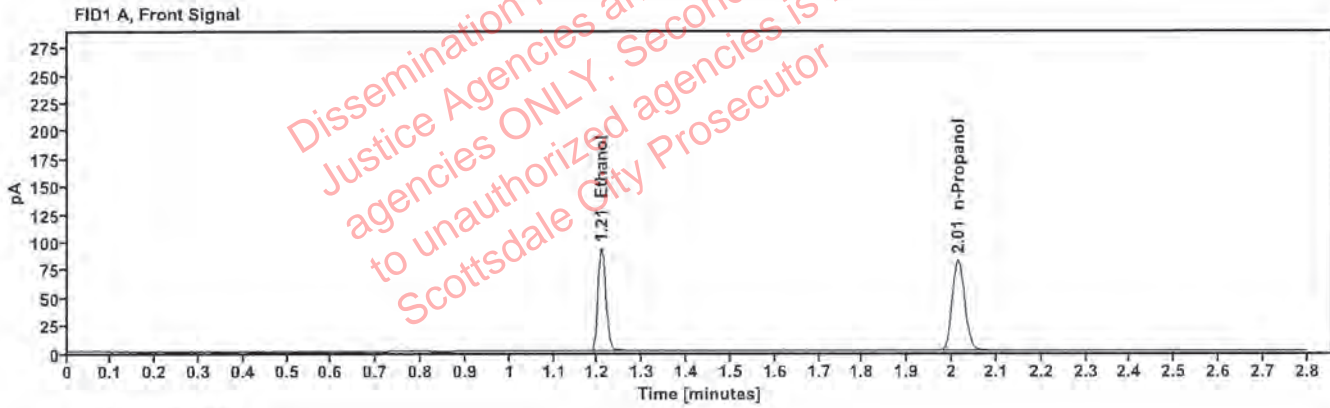


Table 1: FID 1 A (column DB-ALC1)

Compound	Amount (g/100mL)	Time (min)	Peak Area
>Ethanol	0.2005	1.208	117.704
n-Propanol	—	2.014	164.356

Table 2: FID 2 B (column DB-ALC2)

Compound	Time (min)	Peak Area
Ethanol	1.354	129.151
n-Propanol	2.432	177.436

Scottsdale Police Department Crime Lab Volatiles Analysis

Sample:	20012020-B	Vial:	20
Description:	0.080	LIMS ID:	
Method:	ethanol quant.M	Sequence:	27Sep22
Instrument:	US14173023 CN14160045	Injection date:	9/27/2022 3:55:37 PM
Data file:	C:\Chem32\1\Data\27Sep22\20.D	Analyst:	Abbott MA

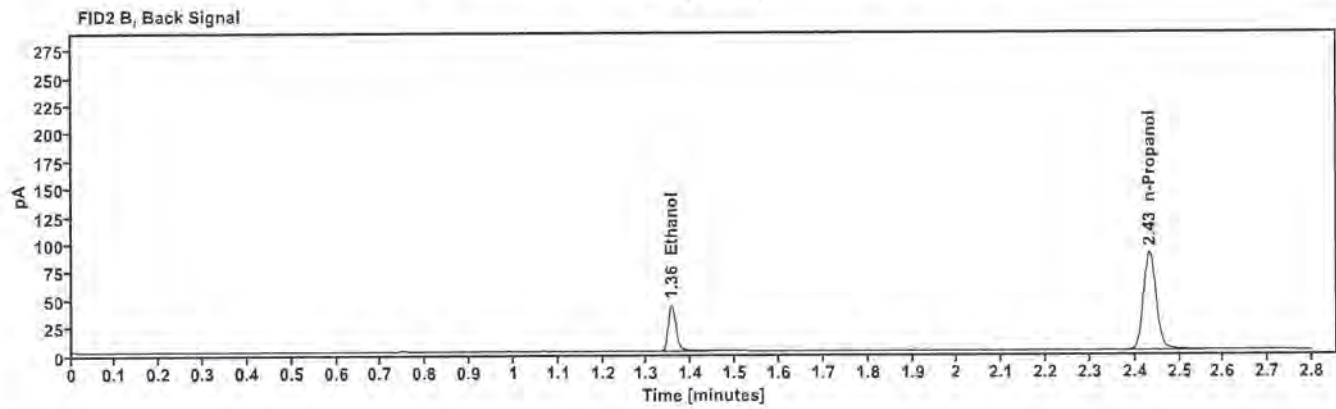
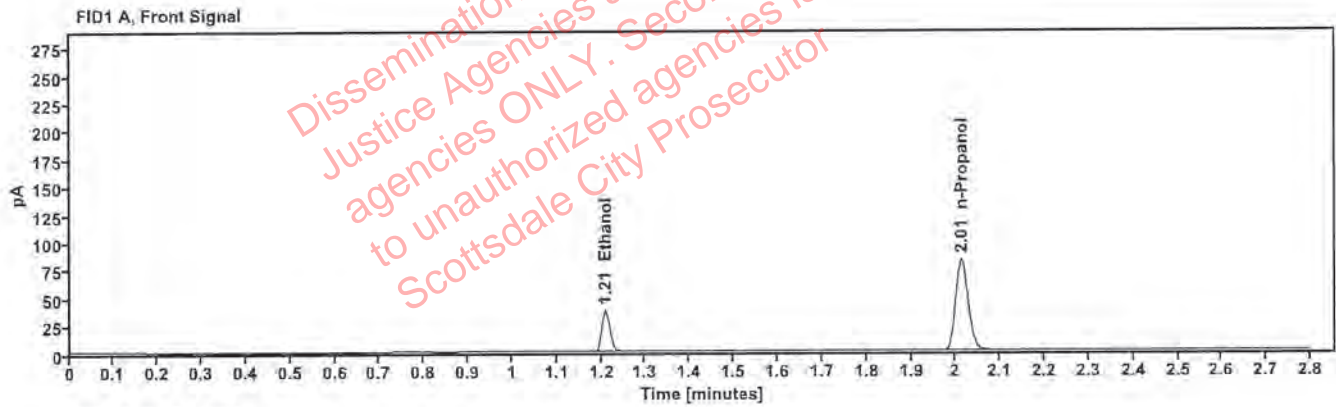


Table 1: FID 1 A (column DB-ALC1)

Compound	Amount (g/100mL)	Time (min)	Peak Area
>Ethanol	0.0807	1.209	47.007
n-Propanol	-----	2.014	164.179

Table 2: FID 2 B (column DB-ALC2)

Compound	Time (min)	Peak Area
Ethanol	1.355	51.231
n-Propanol	2.432	177.642

Scottsdale Police Department Crime Lab Volatiles Analysis

Sample: 20012020-B	Vial: 31
Description: 0.080	LIMS ID:
Method: ethanol quant.M	Sequence: 27Sep22
Instrument: US14173023 CN14160045	Injection date: 9/27/2022 4:40:08 PM
Data file: C:\Chem32\1\Data\27Sep22\31.D	Analyst: Abbott DA

Dissemination is restricted to Criminal Justice Agencies and authorized agencies ONLY. Secondary dissemination to unauthorized agencies is PROHIBITED. Scottsdale City Prosecutor

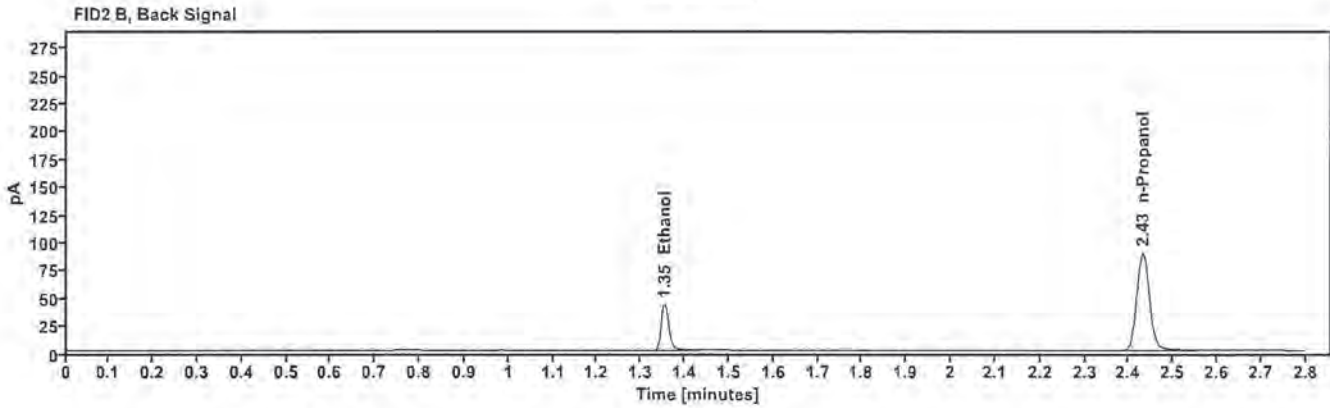
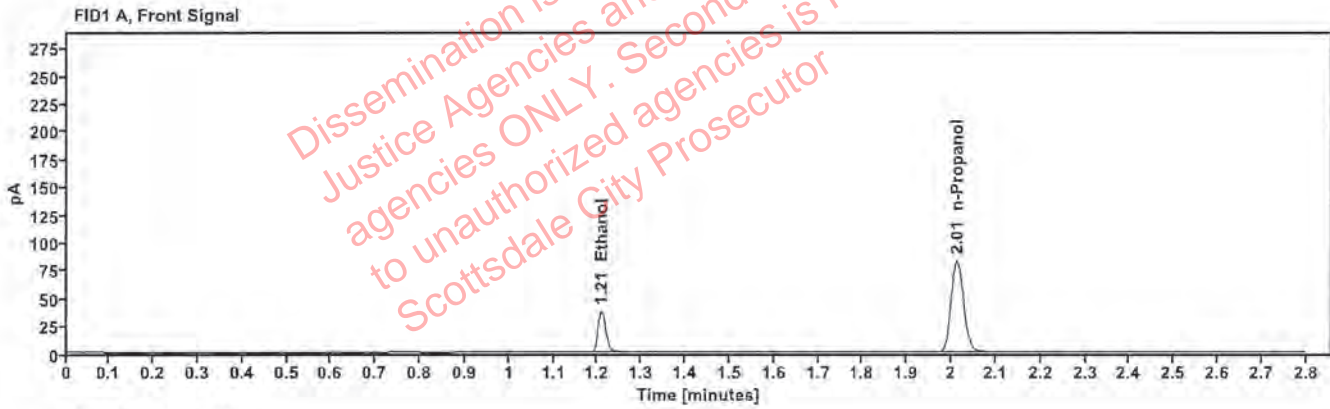


Table 1: FID 1 A (column DB-ALC1)

Compound	Amount (g/100mL)	Time (min)	Peak Area
>Ethanol	0.0808	1.208	47.532
n-Propanol	—	2.013	165.793

Table 2: FID 2 B (column DB-ALC2)

Compound	Time (min)	Peak Area
Ethanol	1.354	51.602
n-Propanol	2.431	179.202

Scottsdale Police Department Crime Lab Volatiles Analysis

Sample: 4110320133/8	Vial: 42
Description: 0.199	LIMS ID:
Method: ethanol quant.M	Sequence: 27Sep22
Instrument: US14173023 CN14160045	Injection date: 9/27/2022 5:24:22 PM
Data file: C:\Chem32\1\Data\27Sep22\42.D	Analyst: Abbott <i>JA</i>

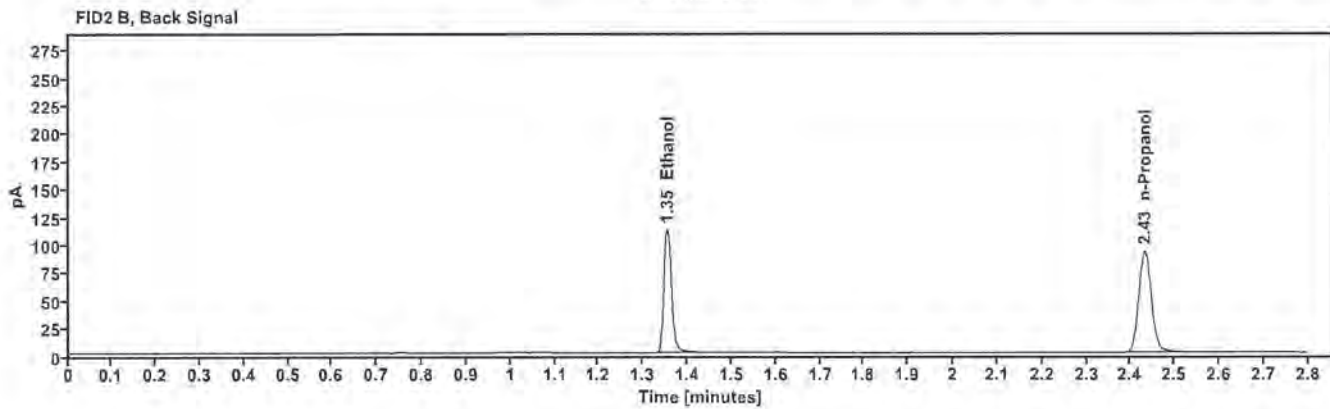
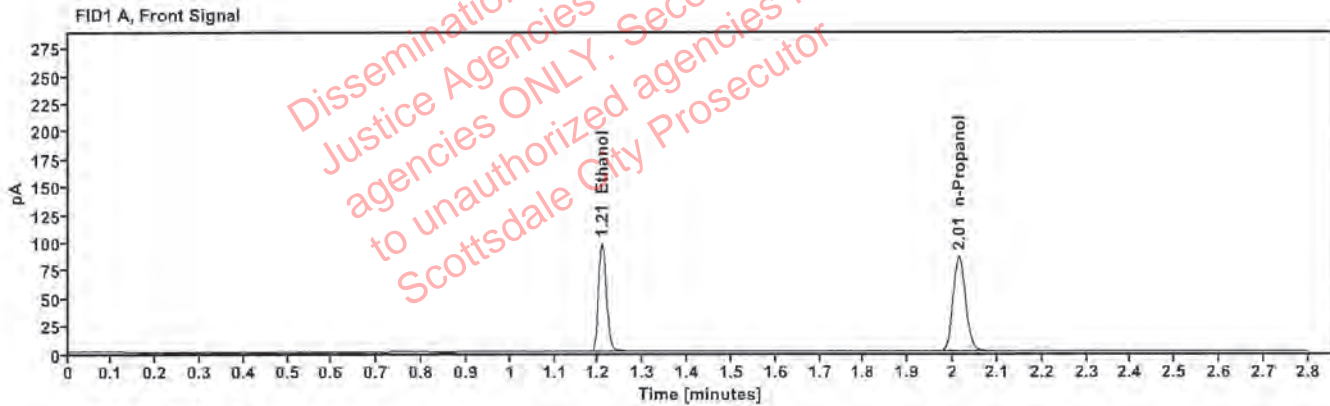


Table 1: FID 1 A (column DB-ALC1)

Compound	Amount (g/100mL)	Time (min)	Peak Area
>Ethanol	0.2023	1.208	123.956
n-Propanol	—	2.013	171.500

Table 2: FID 2 B (column DB-ALC2)

Compound	Time (min)	Peak Area
Ethanol	1.354	136.170
n-Propanol	2.432	185.648

Scottsdale Police Department Crime Lab Volatiles Analysis

Sample: 11092018-A	Vial: 53
Description: 0.400	LIMS ID:
Method: ethanol quant.M	Sequence: 27Sep22
Instrument: US14173023 CN14160045	Injection date: 9/27/2022 6:08:52 PM
Data file: C:\Chem32\1\Data\27Sep22\53.D	Analyst: Abbott MA

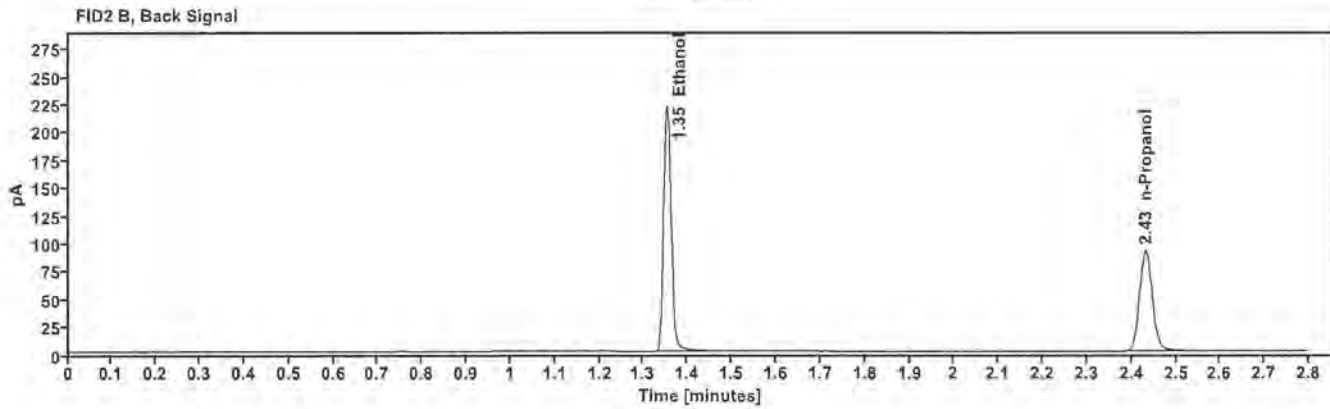
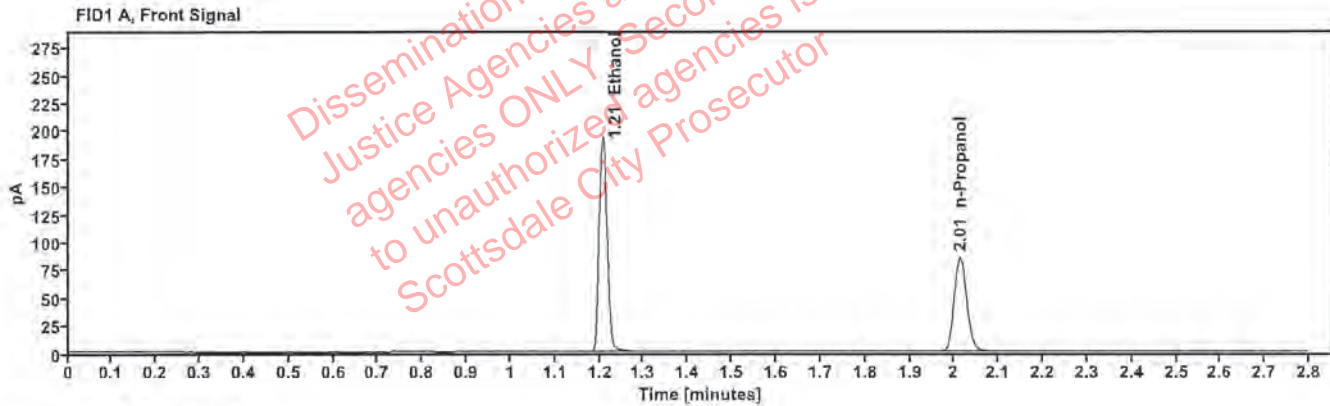


Table 1: FID 1 A (column DB-ALC1)

Compound	Amount (g/100mL)	Time (min)	Peak Area
>Ethanol	0.4031	1.207	245.082
n-Propanol	-----	2.013	169.864

Table 2: FID 2 B (column DB-ALC2)

Compound	Time (min)	Peak Area
Ethanol	1.353	269.472
n-Propanol	2.431	183.617

Scottsdale Police Department Crime Lab Volatiles Analysis

Sample: 14082019-B	Vial: 54
Description: 0.040	LIMS ID:
Method: ethanol quant.M	Sequence: 27Sep22
Instrument: US14173023 CN14160045	Injection date: 9/27/2022 6:12:52 PM
Data file: C:\Chem32\1\Data\27Sep22\54.D	Analyst: Abbott

Dissemination is restricted to Criminal Justice Agencies and authorized Non-C.J. agencies ONLY. Secondary dissemination to unauthorized agencies is PROHIBITED. Scottsdale City Prosecutor

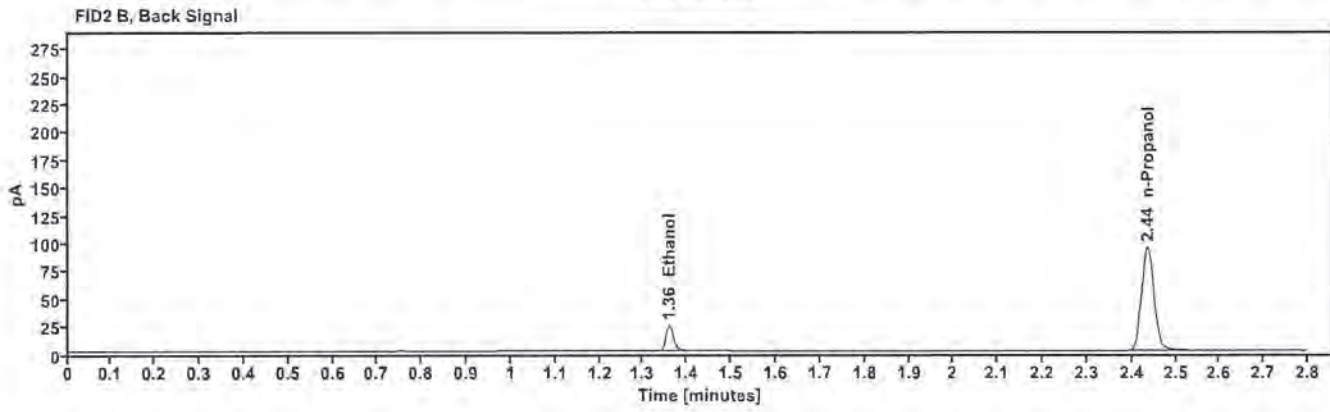
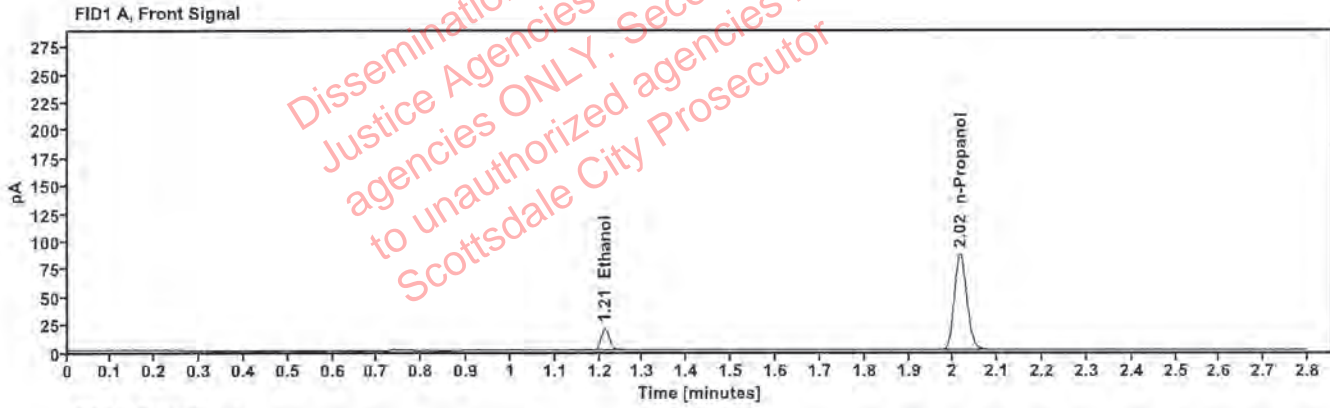


Table 1: FID 1 A (column DB-ALC1)

Compound	Amount (g/100mL)	Time (min)	Peak Area
>Ethanol	0.0422	1.212	25.766
n-Propanol	—	2.016	173.750

Table 2: FID 2 B (column DB-ALC2)

Compound	Time (min)	Peak Area
Ethanol	1.360	28.014
n-Propanol	2.436	187.687

Scottsdale Police Department Crime Lab Volatiles Analysis

Sample: 4110320133/8	Vial: 55
Description: 0.199	LIMS ID:
Method: ethanol quant.M	Sequence: 27Sep22
Instrument: US14173023 CN14160045	Injection date: 9/27/2022 6:17:07 PM
Data file: C:\Chem32\1\Data\27Sep22\55.D	Analyst: Abbott <i>JA</i>

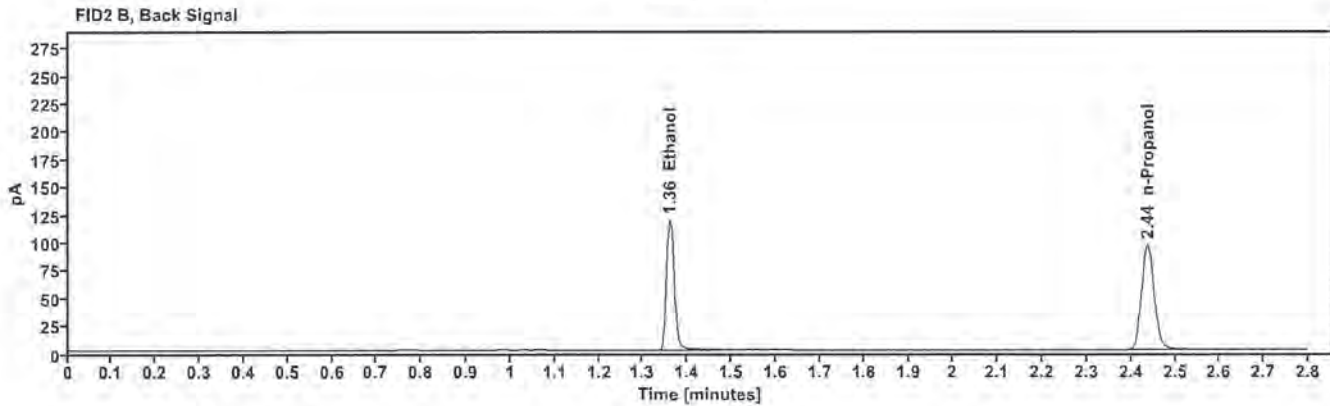
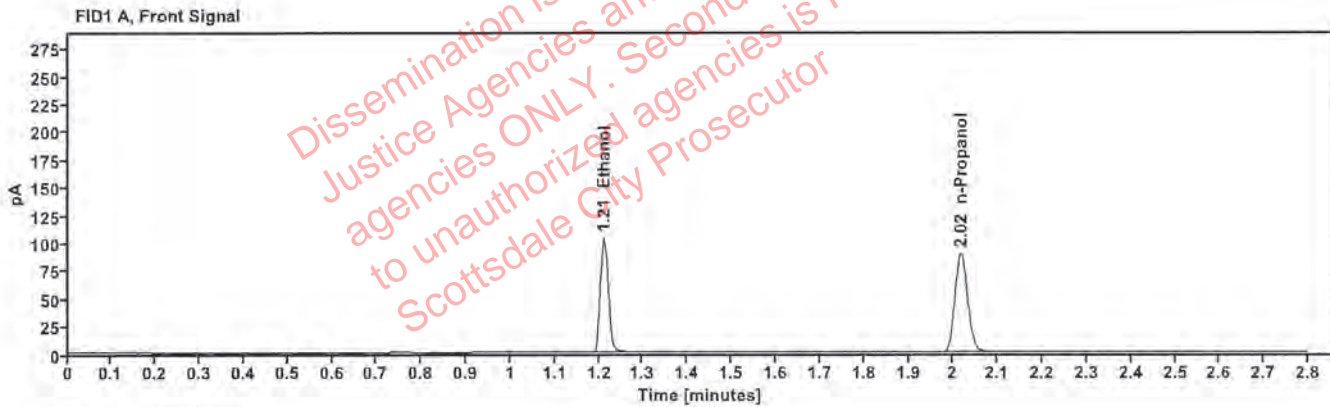


Table 1: FID 1 A (column DB-ALC1)

Compound	Amount (g/100mL)	Time (min)	Peak Area
>Ethanol	0.2086	1.211	132.385
n-Propanol	—	2.017	177.691

Table 2: FID 2 B (column DB-ALC2)

Compound	Time (min)	Peak Area
Ethanol	1.360	145.268
n-Propanol	2.438	192.021

Scottsdale Police Department Crime Lab Volatiles Analysis

Sample:	101921WB	Vial:	56
Description:	Negative	LIMS ID:	
Method:	ethanol quant.M	Sequence:	27Sep22
Instrument:	US14173023 CN14160045	Injection date:	9/27/2022 6:21:07 PM
Data file:	C:\Chem32\1\Data\27Sep22\56.D	Analyst:	Abbott <i>JA</i>

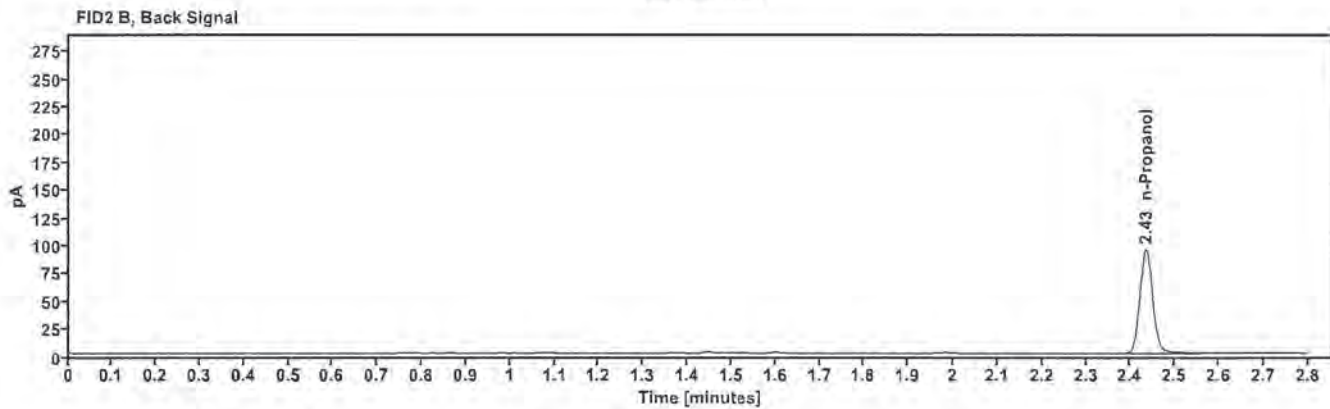
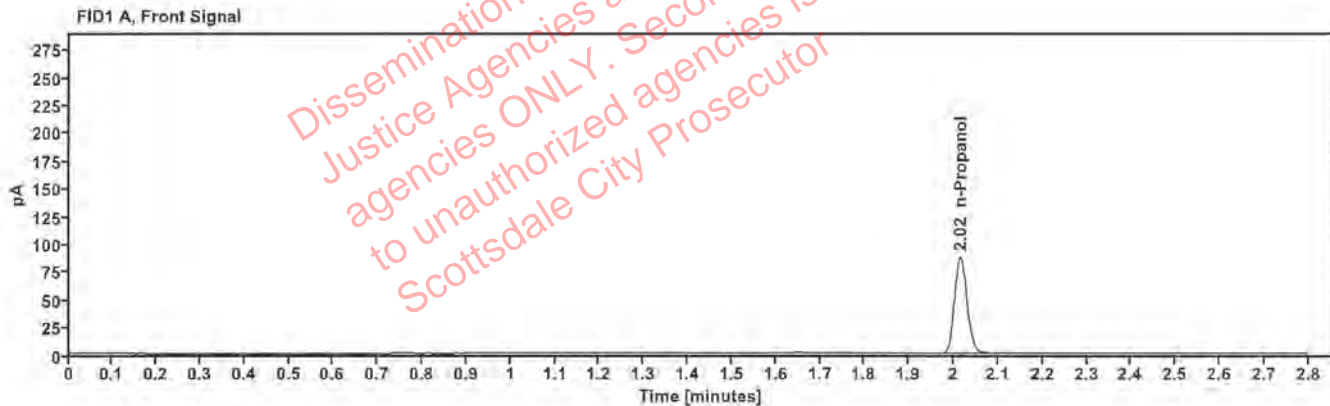


Table 1: FID 1 A (column DB-ALC1)

Compound	Amount (g/100mL)	Time (min)	Peak Area
n-Propanol	—	2.015	173.677

Table 2: FID 2 B (column DB-ALC2)

Compound	Time (min)	Peak Area
n-Propanol	2.435	188.509

Sequence Summary

Sequence name: 27Sep22 Instrument: US14173023 CN14160045 Analyst: Abbott *MA*

Vial	Sample	Description	Type	LIMS ID	Method
1	FN10051909	0.020 calibrator	Calibration		ethanol quant.M
2	FN05311902	0.100 calibrator	Calibration		ethanol quant.M
3	FN02052101	0.200 calibrator	Calibration		ethanol quant.M
4	FN03052102	0.400 calibrator	Calibration		ethanol quant.M
5	070622AQ	Negative	Control		ethanol quant.M
6	050721MIX	Volatiles mix	Control		ethanol quant.M
7	11092018-A	0.400	Control		ethanol quant.M
8	14082019-B	0.040	Control		ethanol quant.M
9	4110320133/8	0.199	Control		ethanol quant.M
10	984019		Sample		ethanol quant.M
11	984019		Sample		ethanol quant.M
12	1436390		Sample		ethanol quant.M
13	1436390		Sample		ethanol quant.M
14	1436623		Sample		ethanol quant.M
15	1436623		Sample		ethanol quant.M
16	1437033		Sample		ethanol quant.M
17	1437033		Sample		ethanol quant.M
18	1437590		Sample		ethanol quant.M
19	1437590		Sample		ethanol quant.M
20	20012020-B	0.080	Control		ethanol quant.M
21	1436624		Sample		ethanol quant.M
22	1436624		Sample		ethanol quant.M
23	1435434		Sample		ethanol quant.M
24	1435434		Sample		ethanol quant.M
25	1437729		Sample		ethanol quant.M
26	1437729		Sample		ethanol quant.M
27	1437855		Sample		ethanol quant.M
28	1437855		Sample		ethanol quant.M
29	1437984		Sample		ethanol quant.M
30	1437984		Sample		ethanol quant.M
31	20012020-B	0.080	Control		ethanol quant.M
32	1438207		Sample		ethanol quant.M
33	1438207		Sample		ethanol quant.M
34	41701KL		Sample		ethanol quant.M
35	41701KL		Sample		ethanol quant.M
36	40901RT		Sample		ethanol quant.M
37	40901RT		Sample		ethanol quant.M
38	1438157		Sample		ethanol quant.M
39	1438157		Sample		ethanol quant.M
40	1403720		Sample		ethanol quant.M
41	1403720		Sample		ethanol quant.M
42	4110320133/8	0.199	Control		ethanol quant.M
43	1438615		Sample		ethanol quant.M
44	1438615		Sample		ethanol quant.M
45	1438773		Sample		ethanol quant.M
46	1438773		Sample		ethanol quant.M
47	1380432		Sample		ethanol quant.M

Dissemination is restricted to Criminal Justice Agencies and authorized agencies ONLY. Second dissemination to unauthorized agencies is PROHIBITED.

Sequence Summary



48	1380432			Sample		ethanol quant.M
49	1410350			Sample		ethanol quant.M
50	1410350			Sample		ethanol quant.M
51	1436476			Sample		ethanol quant.M
52	1436476			Sample		ethanol quant.M
53	11092018-A		0.400	Control		ethanol quant.M
54	14082019-B		0.040	Control		ethanol quant.M
55	4110320133/8		0.199	Control		ethanol quant.M
56	101921WB		Negative	Control		ethanol quant.M

Dissemination is restricted to Criminal Justice Agencies and authorized agencies ONLY. Secondary dissemination to unauthorized agencies is PROHIBITED
Scottsdale City Prosecutor

Scottsdale Police Department Crime Laboratory Summary of Cases

SEQUENCE NAME: 27Sep22

ANALYST: Abbott 

Vials	Test 1 (g/dL)	Test 2 (g/dL)	Mean (g/dL)	Percent Difference*	Absolute Difference (g/dL)*
10 11	0.1805	0.1805	0.18050	0.00	0.00000
12 13	0.1027	0.1019	0.10230	0.39	0.00040
14 15	0.1890	0.1904	0.18970	0.87	0.00070
16 17	0.0000	0.0000	0.00000	0.00	0.00000
18 19	0.2124	0.2151	0.21375	0.63	0.00135
21 22	0.2528	0.2531	0.25295	0.06	0.00015
23 24	0.1267	0.1323	0.12950	2.16	0.00280
25 26	0.1253	0.1246	0.12495	0.28	0.00035
27 28	0.3647	0.3641	0.36440	0.08	0.00030
29 30	0.1599	0.1582	0.15905	0.53	0.00085
32 33	0.0000	0.0000	0.00000	0.00	0.00000
34 35	0.0792	0.0785	0.07885	0.44	0.00035
36 37	0.1770	0.1737	0.17535	0.94	0.00165
38 39	0.1875	0.1873	0.18740	0.05	0.00010
40 41	0.0970	0.0956	0.09630	0.73	0.00070
43 44	0.2200	0.2215	0.22075	0.34	0.00075
45 46	0.1829	0.1831	0.18300	0.05	0.00010
47 48	0.1753	0.1727	0.17400	0.75	0.00130
49 50	0.1505	0.1503	0.15040	0.07	0.00010
51 52	0.0957	0.0958	0.09575	0.05	0.00005

*Calculated differences are differences from the mean of the two results.

Scottsdale Police Department Crime Lab Volatiles Analysis

Sample:	984019	Vial:	10
Description:		LIMS ID:	
Method:	ethanol quant.M	Sequence:	27Sep22
Instrument:	US14173023 CN14160045	Injection date:	9/27/2022 3:15:07 PM
Data file:	C:\Chem32\1\Data\27Sep22\10.D	Analyst:	Abbott

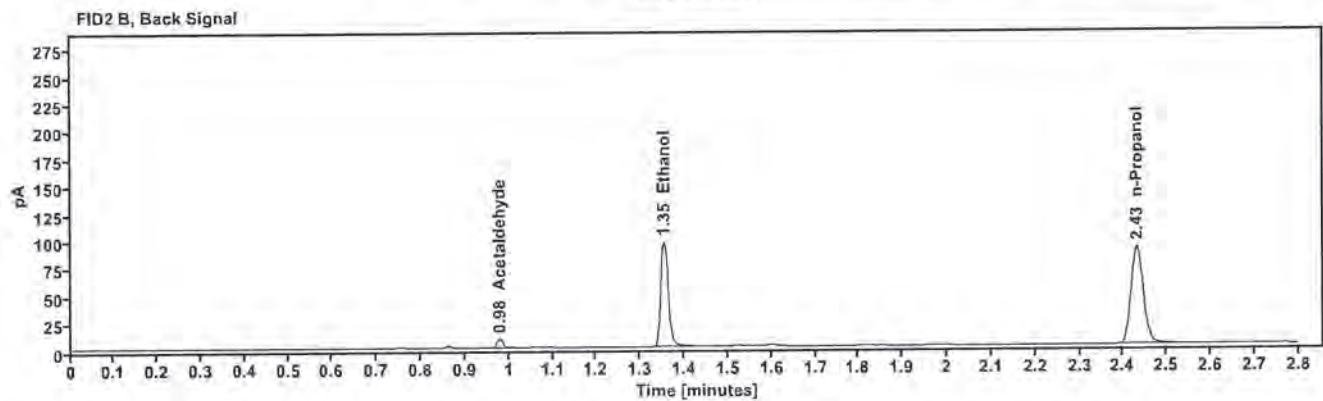
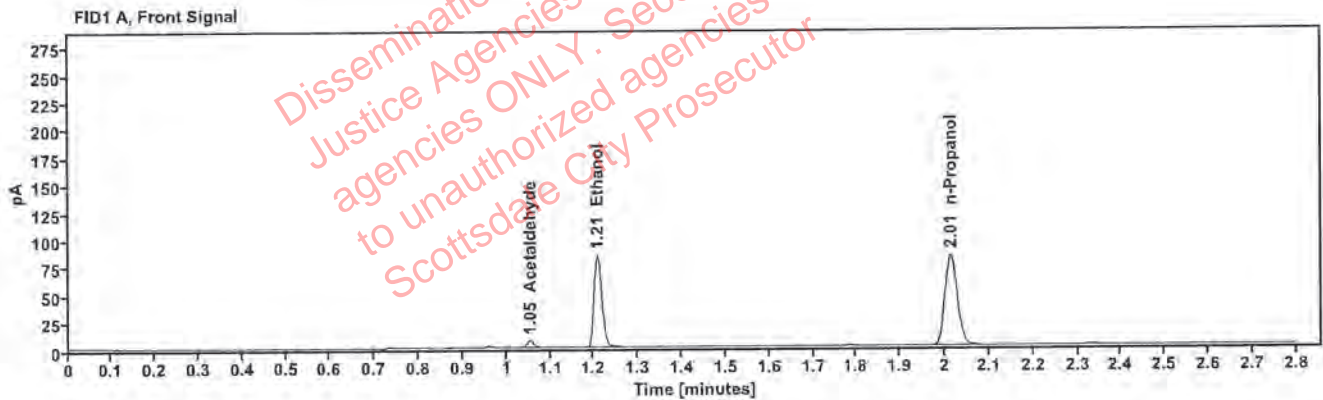


Table 1: FID 1 A (column DB-ALC1)

Compound	Amount (g/100mL)	Time (min)	Peak Area
Acetaldehyde	-----	1.054	7.095
>Ethanol	0.1805	1.208	106.544
n-Propanol	-----	2.013	165.376

Table 2: FID 2 B (column DB-ALC2)

Compound	Time (min)	Peak Area
Acetaldehyde	0.979	7.951
Ethanol	1.354	116.331
n-Propanol	2.432	179.725

Scottsdale Police Department Crime Lab Volatiles Analysis

Sample:	984019	Vial:	11
Description:	[REDACTED]	LIMS ID:	[REDACTED]
Method:	ethanol quant.M	Sequence:	27Sep22
Instrument:	US14173023 CN14160045	Injection date:	9/27/2022 3:19:07 PM
Data file:	C:\Chem32\1\Data\27Sep22\11.D	Analyst:	Abbott

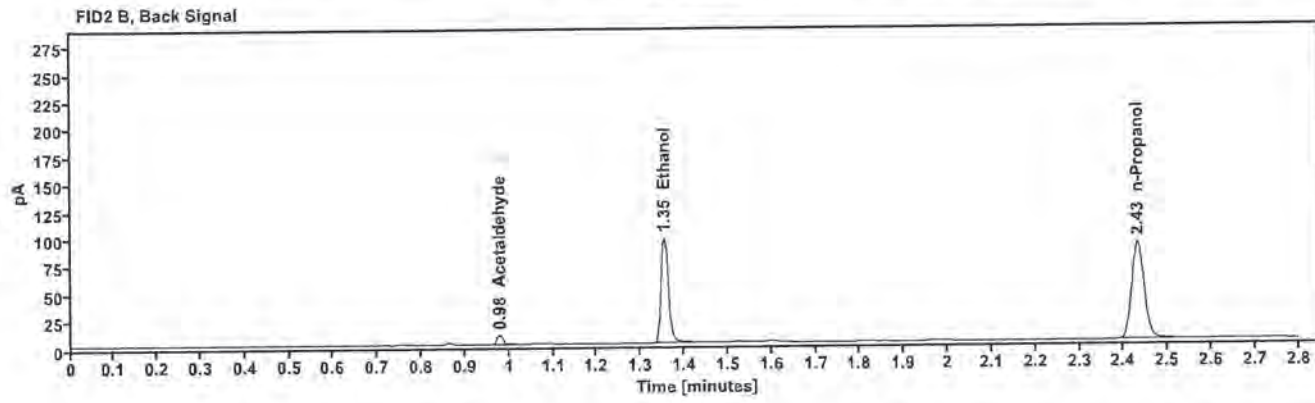
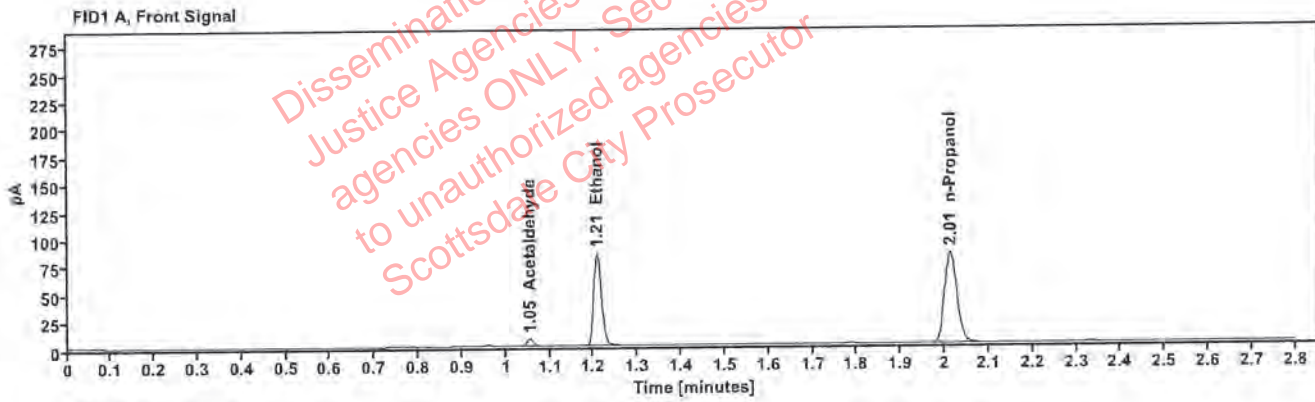


Table 1: FID 1 A (column DB-ALC1)

Compound	Amount (g/100mL)	Time (min)	Peak Area
Acetaldehyde	---	1.054	7.224
>Ethanol	0.1805	1.208	106.434
n-Propanol	---	2.013	165.141

Table 2: FID 2 B (column DB-ALC2)

Compound	Time (min)	Peak Area
Acetaldehyde	0.979	8.137
Ethanol	1.354	116.197
n-Propanol	2.432	179.410

Scottsdale Police Department Crime Lab Volatiles Analysis

Sample:	1436390	Vial:	12
Description:	[REDACTED]	LIMS ID:	[REDACTED]
Method:	ethanol quant.M	Sequence:	27Sep22
Instrument:	US14173023 CN14160045	Injection date:	9/27/2022 3:23:07 PM
Data file:	C:\Chem32\1\Data\27Sep22\12.D	Analyst:	Abbott

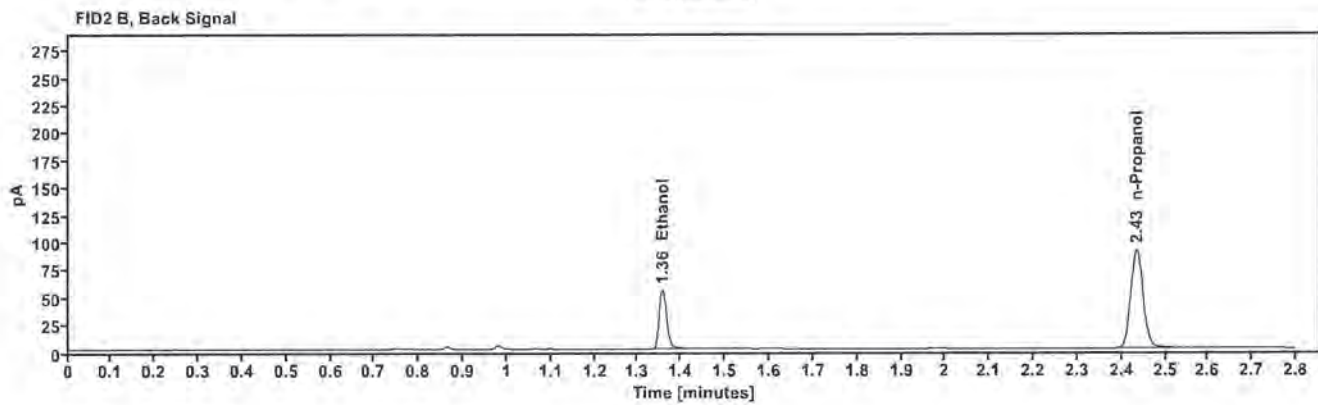
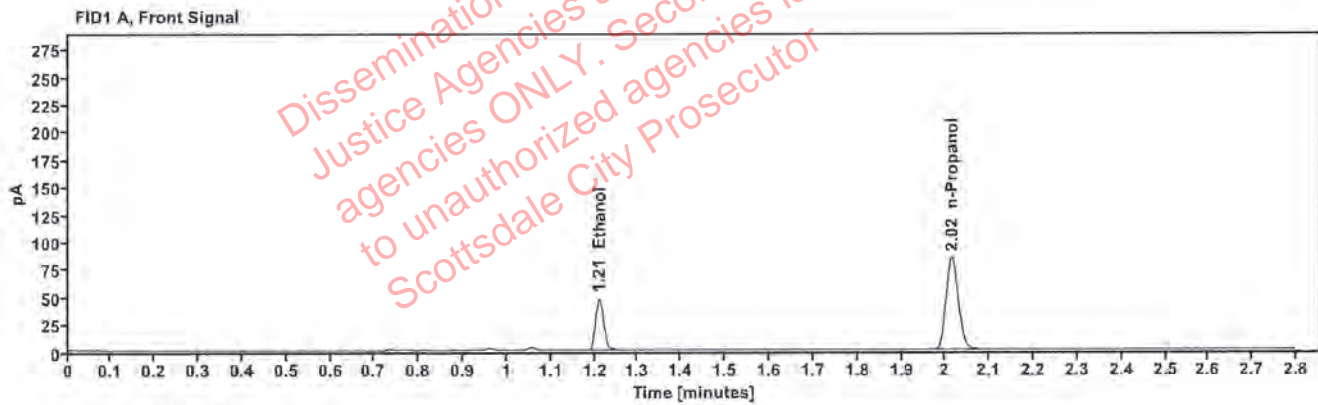


Table 1: FID 1 A (column DB-ALC1)

Compound	Amount (g/100mL)	Time (min)	Peak Area
>Ethanol	0.1027	1.210	61.341
n-Propanol	—	2.015	167.885

Table 2: FID 2 B (column DB-ALC2)

Compound	Time (min)	Peak Area
Ethanol	1.357	66.507
n-Propanol	2.434	181.539

Scottsdale Police Department Crime Lab Volatiles Analysis

Sample:	1436390	Vial:	13
Description:	[REDACTED]	LIMS ID:	[REDACTED]
Method:	ethanol quant.M	Sequence:	27Sep22
Instrument:	US14173023 CN14160045	Injection date:	9/27/2022 3:27:22 PM
Data file:	C:\Chem32\1\Data\27Sep22\13.D	Analyst:	Abbott

Dissemination is restricted to Criminal Justice Agencies and authorized ONLY. Secondary dissemination to unauthorized agencies is PROHIBITED. Scottsdale City Prosecutor

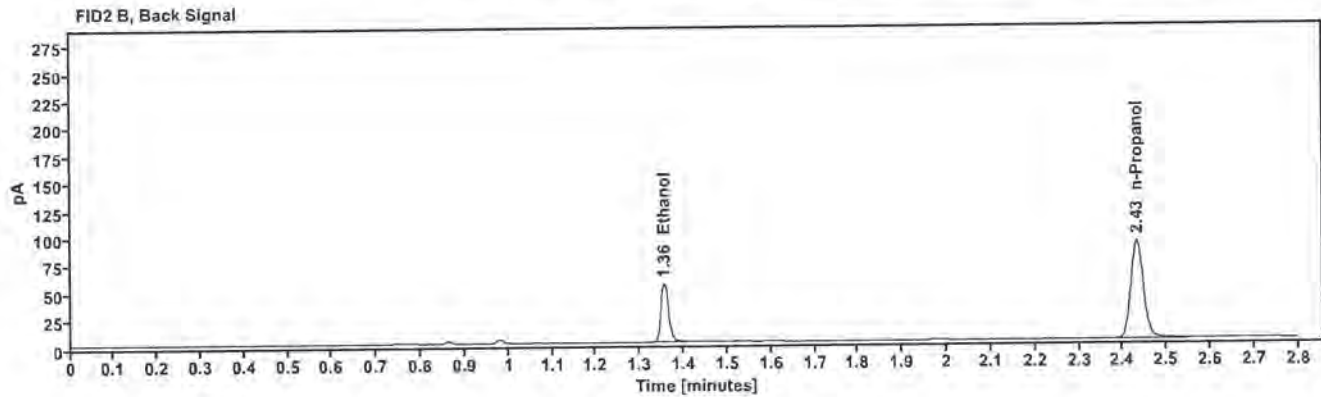
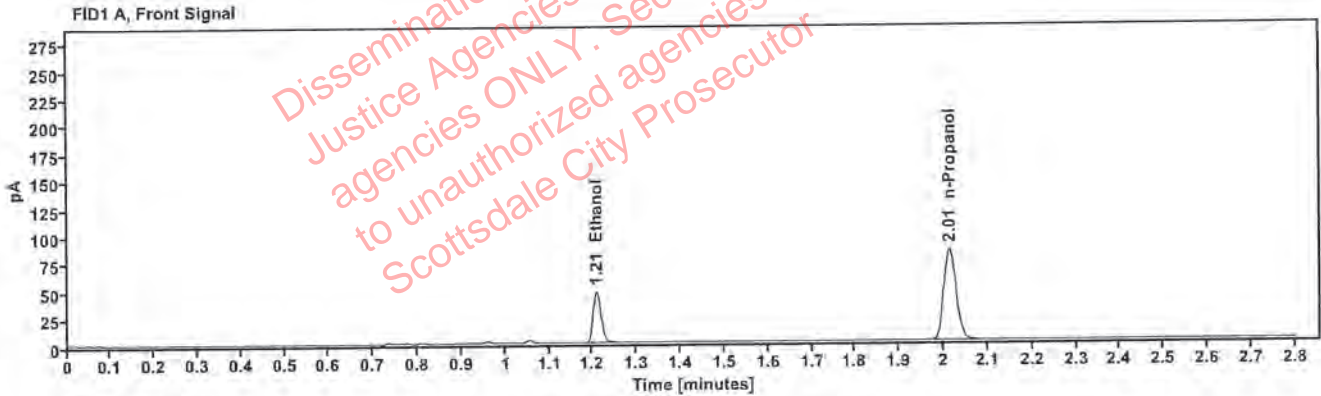


Table 1: FID 1 A (column DB-ALC1)

Compound	Amount (g/100mL)	Time (min)	Peak Area
>Ethanol	0.1019	1.209	60.463
n-Propanol	—	2.014	166.803

Table 2: FID 2 B (column DB-ALC2)

Compound	Time (min)	Peak Area
Ethanol	1.355	65.425
n-Propanol	2.432	179.799

Scottsdale Police Department Crime Lab Volatiles Analysis

Sample:	1436623	Vial:	14
Description:	[REDACTED]	LIMS ID:	[REDACTED]
Method:	ethanol quant.M	Sequence:	27Sep22
Instrument:	US14173023 CN14160045	Injection date:	9/27/2022 3:31:22 PM
Data file:	C:\Chem32\11Data\27Sep22\14.D	Analyst:	Abbott

Dissemination is restricted to Criminal Justice Agencies and authorized agencies ONLY. Secondary dissemination to unauthorized agencies is PROHIBITED. Scottsdale City Prosecutor

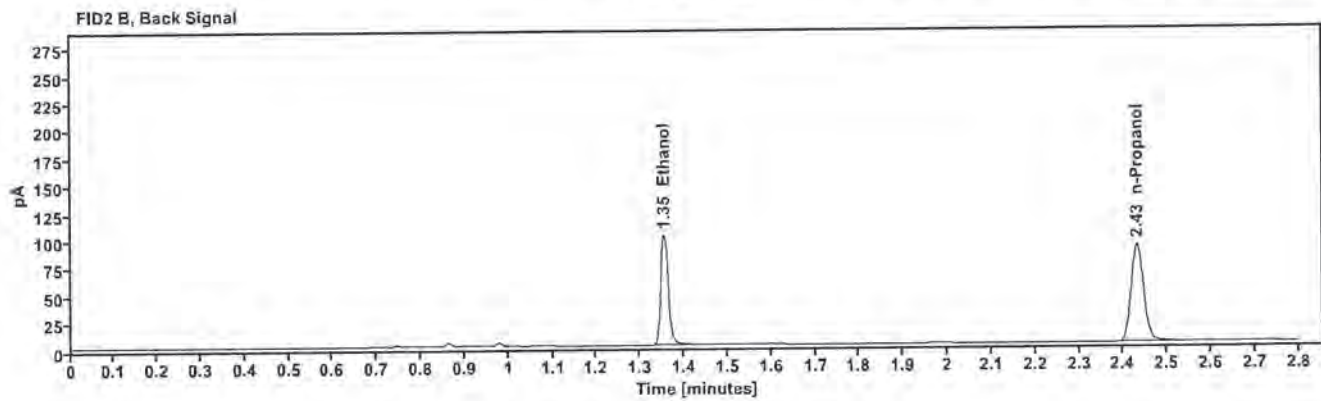
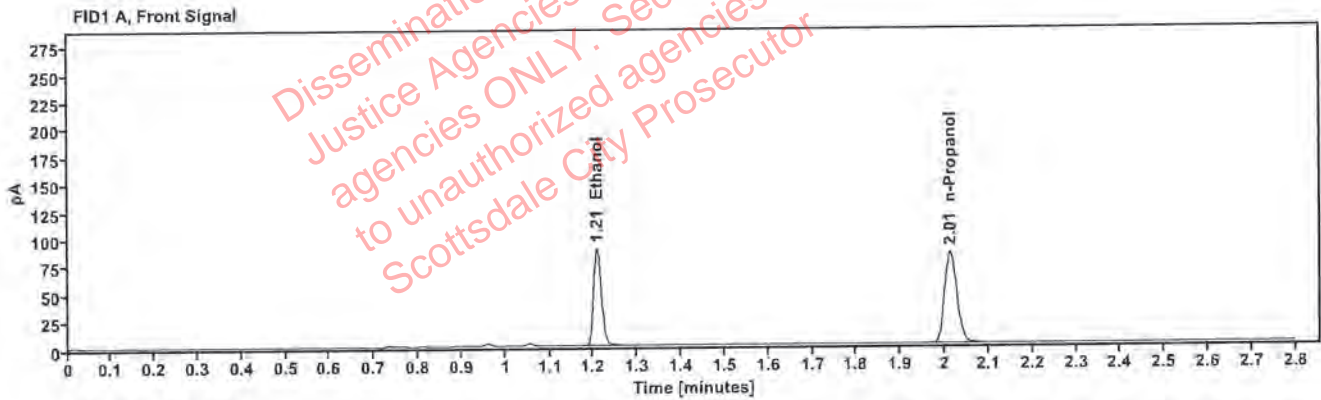


Table 1: FID 1 A (column DB-ALC1)

Compound	Amount (g/100mL)	Time (min)	Peak Area
>Ethanol	0.1890	1.208	112.299
n-Propanol	—	2.013	166.371

Table 2: FID 2 B (column DB-ALC2)

Compound	Time (min)	Peak Area
Ethanol	1.354	122.651
n-Propanol	2.432	179.451

Scottsdale Police Department Crime Lab Volatiles Analysis

Sample:	1436623	Vial:	15
Description:		LIMS ID:	
Method:	ethanol quant.M	Sequence:	27Sep22
Instrument:	US14173023 CN14160045	Injection date:	9/27/2022 3:35:22 PM
Data file:	C:\Chem32\1\Data\27Sep22\15.D	Analyst:	Abbott

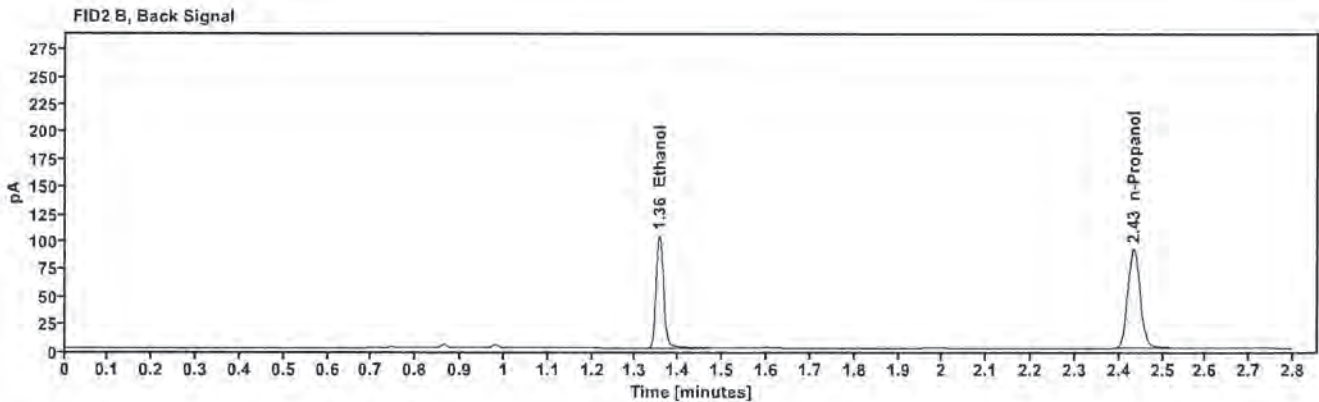
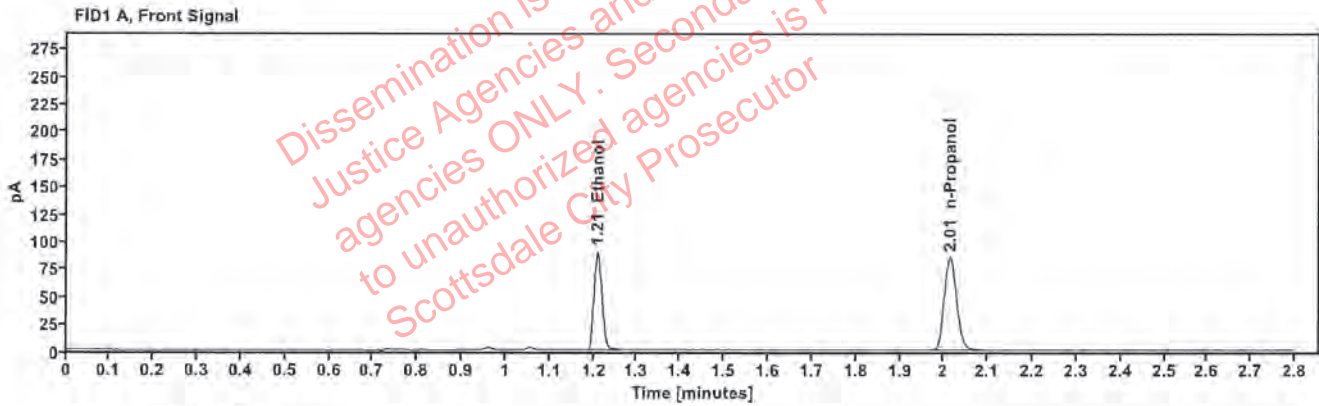


Table 1: FID 1 A (column DB-ALC1)

Compound	Amount (g/100mL)	Time (min)	Peak Area
>Ethanol	0.1904	1.209	114.723
n-Propanol	—	2.014	168.729

Table 2: FID 2 B (column DB-ALC2)

Compound	Time (min)	Peak Area
Ethanol	1.356	126.558
n-Propanol	2.433	182.205

Abbott, Lori - (28-Sep-2022)

Case: User: LAbbott 9/28/2022

Scottsdale Police Department Crime Lab Volatiles Analysis

Sample:	1437033	Vial:	17
Description:		LIMS ID:	
Method:	ethanol quant.M	Sequence:	27Sep22
Instrument:	US14173023 CN14160045	Injection date:	9/27/2022 3:43:22 PM
Data file:	C:\Chem32\1\Data\27Sep22\17.D	Analyst:	Abbott

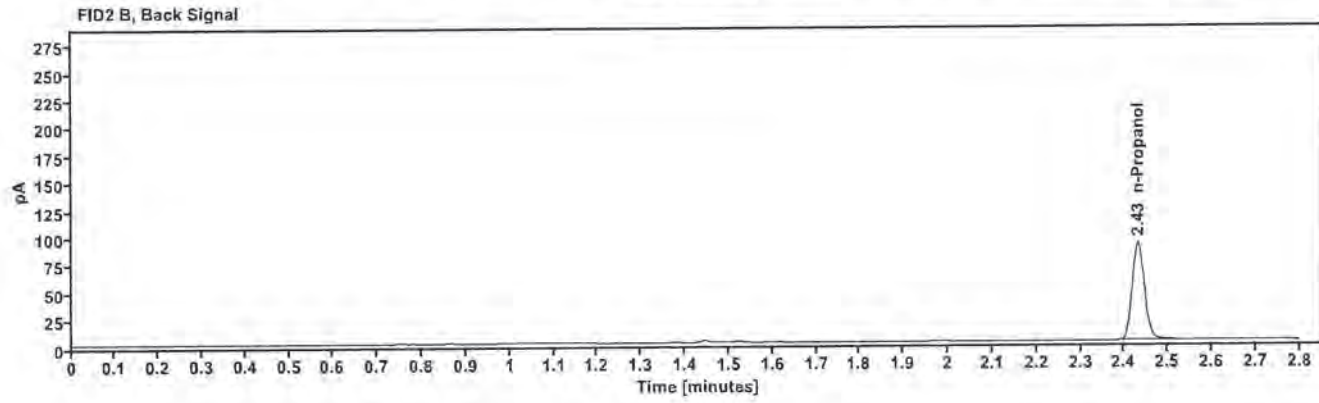
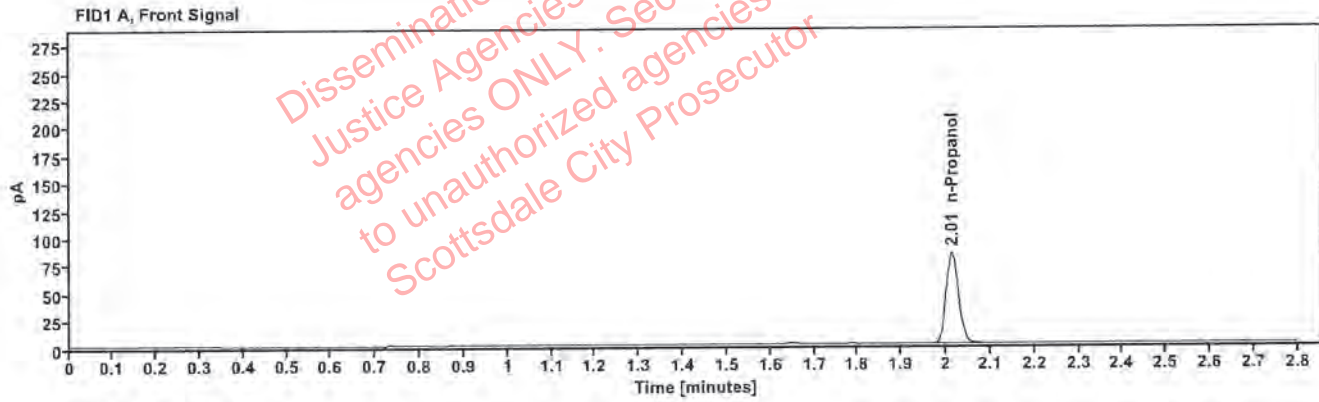


Table 1: FID 1 A (column DB-ALC1)

Compound	Amount (g/100mL)	Time (min)	Peak Area
n-Propanol	—	2.014	165.630

Table 2: FID 2 B (column DB-ALC2)

Compound	Time (min)	Peak Area
n-Propanol	2.432	179.876

Scottsdale Police Department Crime Lab Volatiles Analysis

Sample:	1437033	Vial:	16
Description:	[REDACTED]	LIMS ID:	[REDACTED]
Method:	ethanol quant.M	Sequence:	27Sep22
Instrument:	US14173023 CN14160045	Injection date:	9/27/2022 3:39:22 PM
Data file:	C:\Chem32\1\Data\27Sep22\16.D	Analyst:	Abbott

Dissemination is restricted to Criminal Justice Agencies and authorized agencies ONLY. Secondary dissemination to unauthorized agencies is PROHIBITED. Scottsdale City Prosecutor

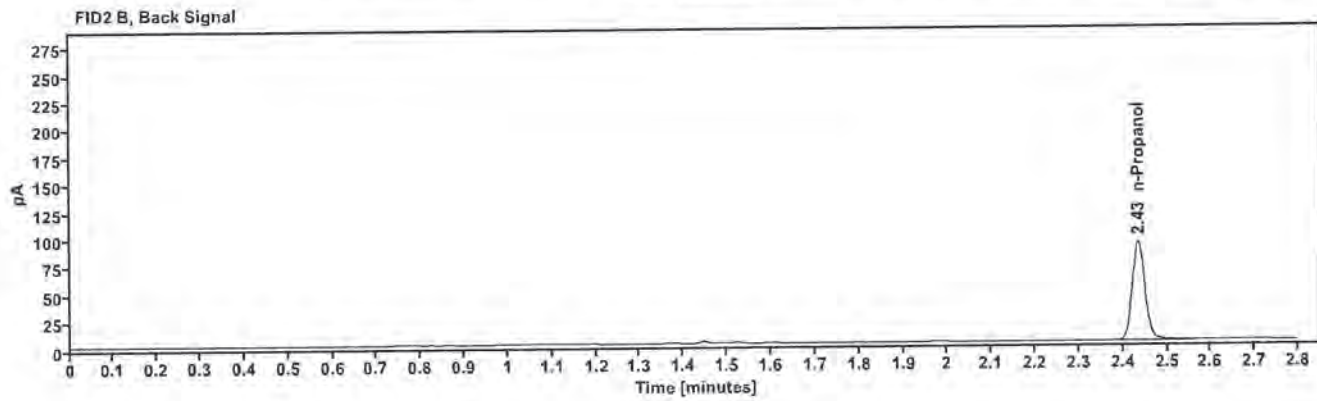
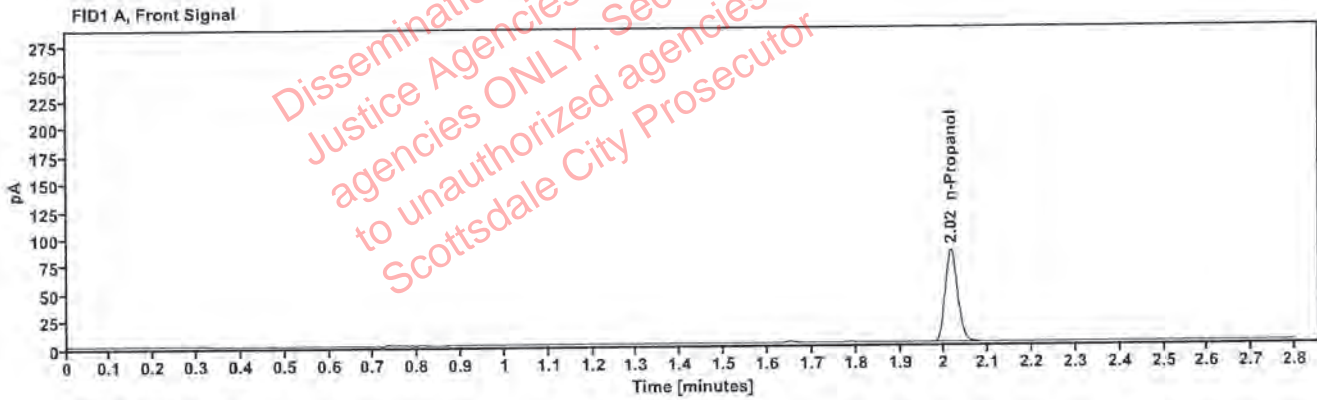


Table 1: FID 1 A (column DB-ALC1)

Compound	Amount (g/100mL)	Time (min)	Peak Area
n-Propanol	—	2.015	167.737

Table 2: FID 2 B (column DB-ALC2)

Compound	Time (min)	Peak Area
n-Propanol	2.435	182.263

Scottsdale Police Department Crime Lab Volatiles Analysis

Sample:	1437590	Vial:	18
Description:	[REDACTED]	LIMS ID:	[REDACTED]
Method:	ethanol quant.M	Sequence:	27Sep22
Instrument:	US14173023 CN14160045	Injection date:	9/27/2022 3:47:23 PM
Data file:	C:\Chem32\1\Data\27Sep22\18.D	Analyst:	Abbott

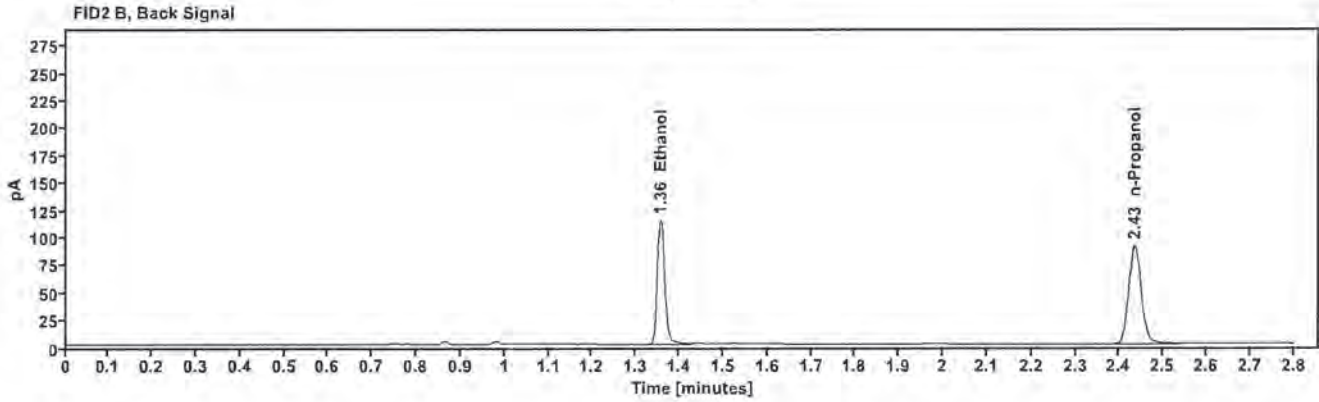
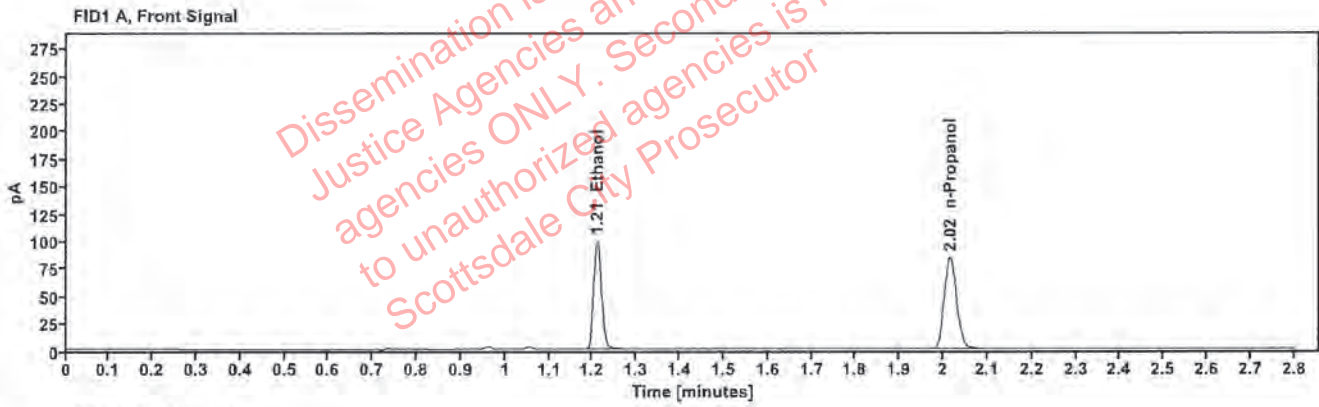


Table 1: FID 1 A (column DB-ALC1)

Compound	Amount (g/100mL)	Time (min)	Peak Area
>Ethanol	0.2124	1.210	126.405
n-Propanol	—	2.015	166.546

Table 2: FID 2 B (column DB-ALC2)

Compound	Time (min)	Peak Area
Ethanol	1.357	139.264
n-Propanol	2.435	179.847

Scottsdale Police Department Crime Lab Volatiles Analysis

Sample:	1437590	Vial:	19
Description:	[REDACTED]	LIMS ID:	[REDACTED]
Method:	ethanol quant.M	Sequence:	27Sep22
Instrument:	US14173023 CN14160045	Injection date:	9/27/2022 3:51:37 PM
Data file:	C:\Chem32\1\Data\27Sep22\19.D	Analyst:	Abbott

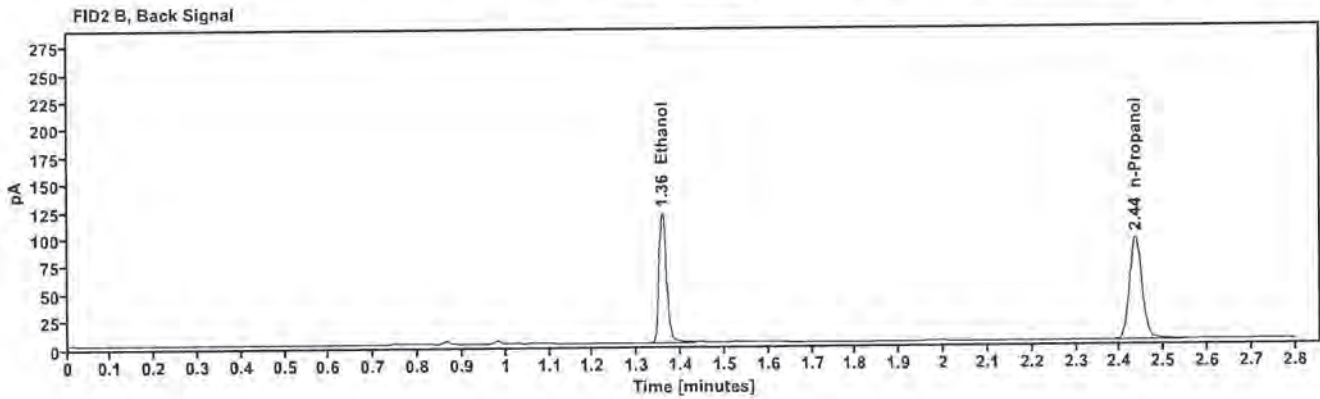
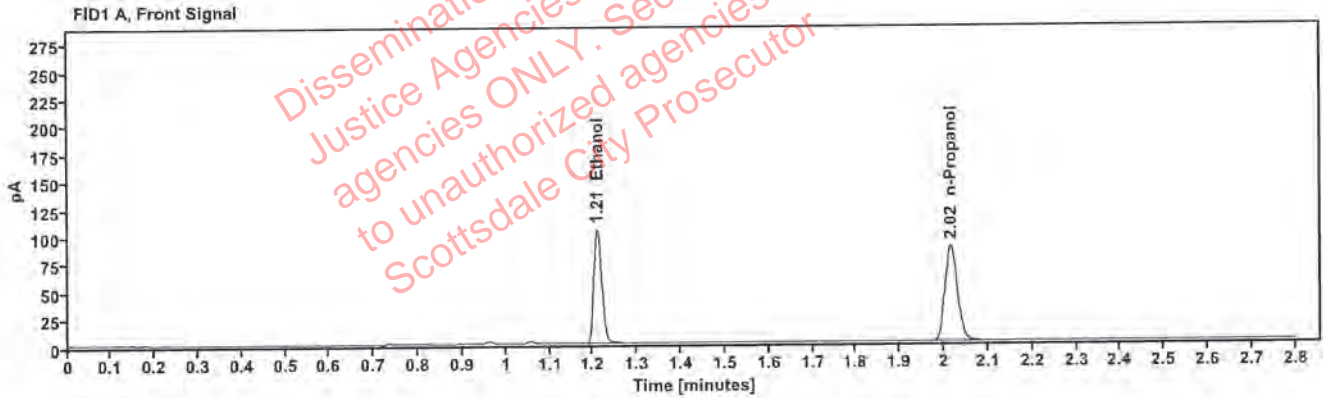


Table 1: FID 1 A (column DB-ALC1)

Compound	Amount (g/100mL)	Time (min)	Peak Area
>Ethanol	0.2151	1.210	133.381
n-Propanol	—	2.016	173.541

Table 2: FID 2 B (column DB-ALC2)

Compound	Time (min)	Peak Area
Ethanol	1.358	146.450
n-Propanol	2.435	187.341

Scottsdale Police Department Crime Lab Volatiles Analysis

Sample:	1436624	Vial:	21
Description:		LIMS ID:	
Method:	ethanol quant.M	Sequence:	27Sep22
Instrument:	US14173023 CN14160045	Injection date:	9/27/2022 3:59:37 PM
Data file:	C:\Chem32\1\Data\27Sep22\21.D	Analyst:	Abbott

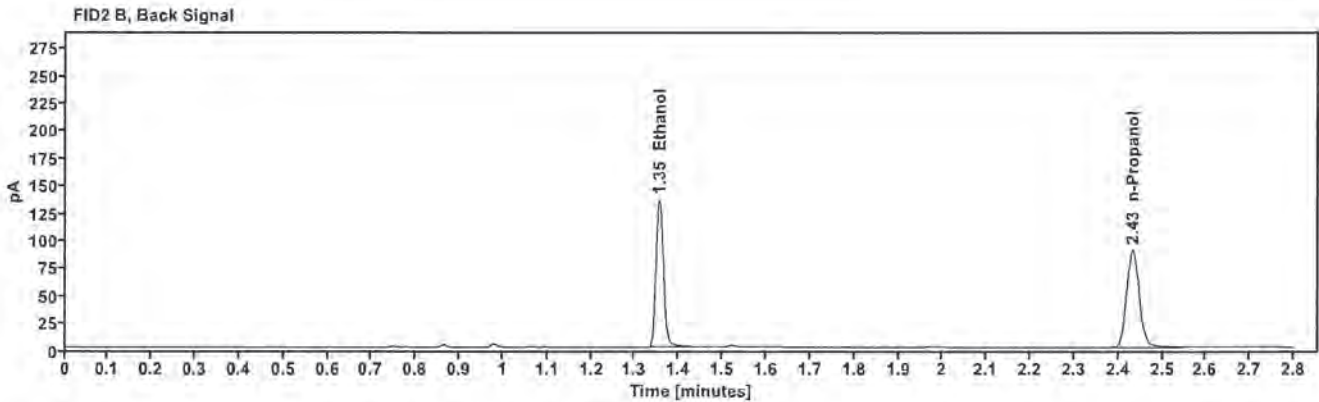
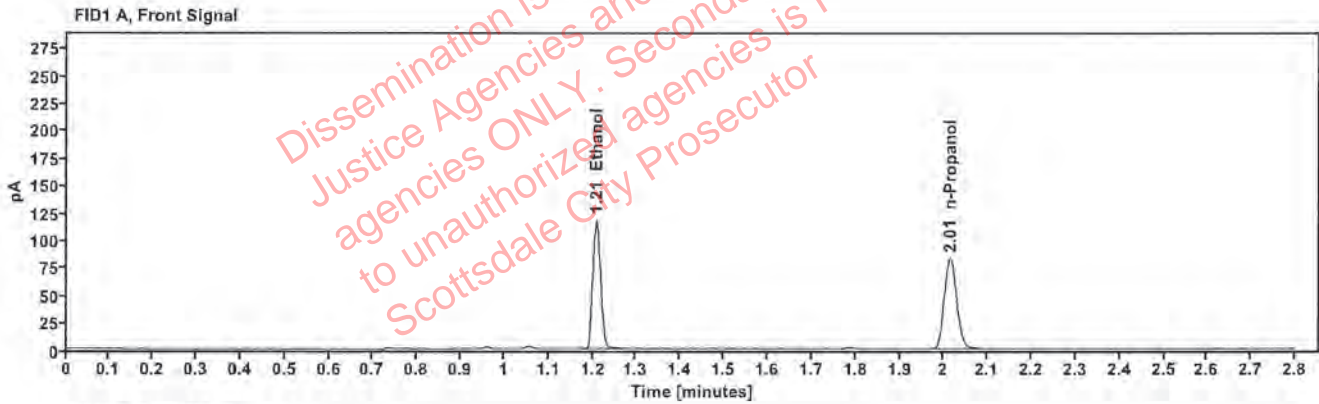


Table 1: FID 1 A (column DB-ALC1)

Compound	Amount (g/100mL)	Time (min)	Peak Area
>Ethanol	0.2528	1.208	149.207
n-Propanol	—	2.014	165.113

Table 2: FID 2 B (column DB-ALC2)

Compound	Time (min)	Peak Area
Ethanol	1.355	163.635
n-Propanol	2.433	178.133

Scottsdale Police Department Crime Lab Volatiles Analysis

Sample:	1436624	Vial:	22
Description:	[REDACTED]	LIMS ID:	[REDACTED]
Method:	ethanol quant.M	Sequence:	27Sep22
Instrument:	US14173023 CN14160045	Injection date:	9/27/2022 4:03:37 PM
Data file:	C:\Chem32\1\Data\27Sep22\22.D	Analyst:	Abbott

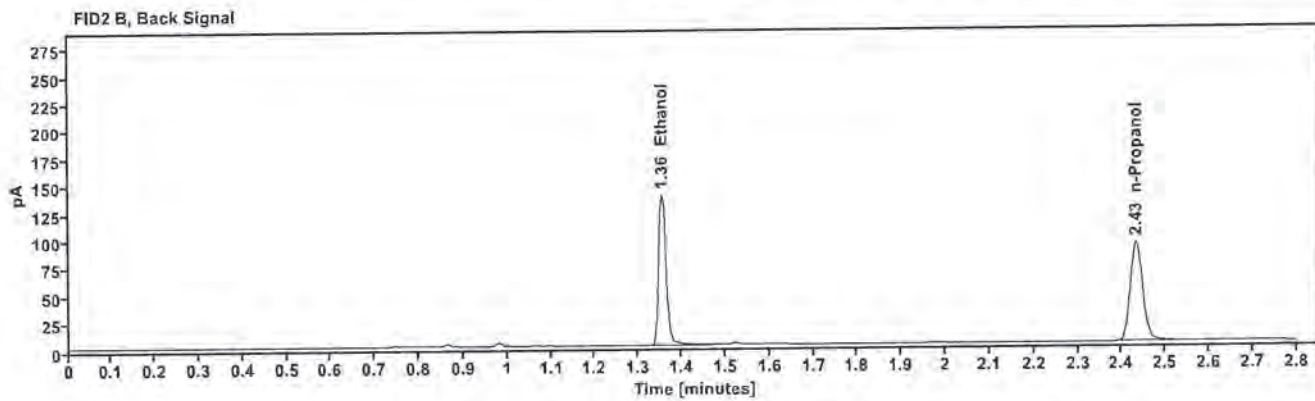
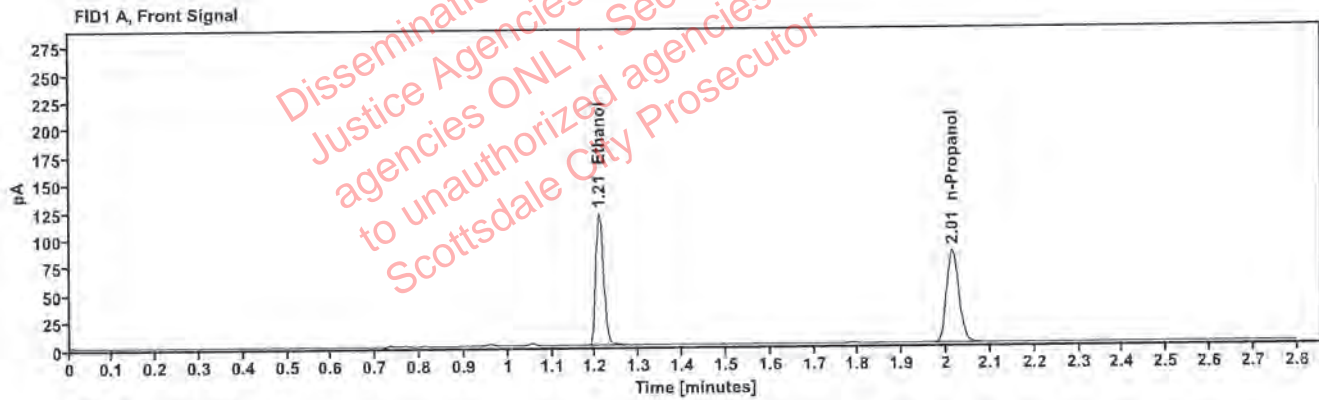


Table 1: FID 1 A (column DB-ALC1)

Compound	Amount (g/100mL)	Time (min)	Peak Area
>Ethanol	0.2531	1.209	152.179
n-Propanol	—	2.014	168.155

Table 2: FID 2 B (column DB-ALC2)

Compound	Time (min)	Peak Area
Ethanol	1.355	167.103
n-Propanol	2.433	181.223

Abbott, Lori - (29-Sep-2022)

Case: User: LAbbott 9/28/2022

Scottsdale Police Department Crime Lab Volatiles Analysis

Sample:	1435434	Vial:	23
Description:		LIMS ID:	
Method:	ethanol quant.M	Sequence:	27Sep22
Instrument:	US14173023 CN14160045	Injection date:	9/27/2022 4:07:37 PM
Data file:	C:\Chem32\1\Data\27Sep22\23.D	Analyst:	Abbott

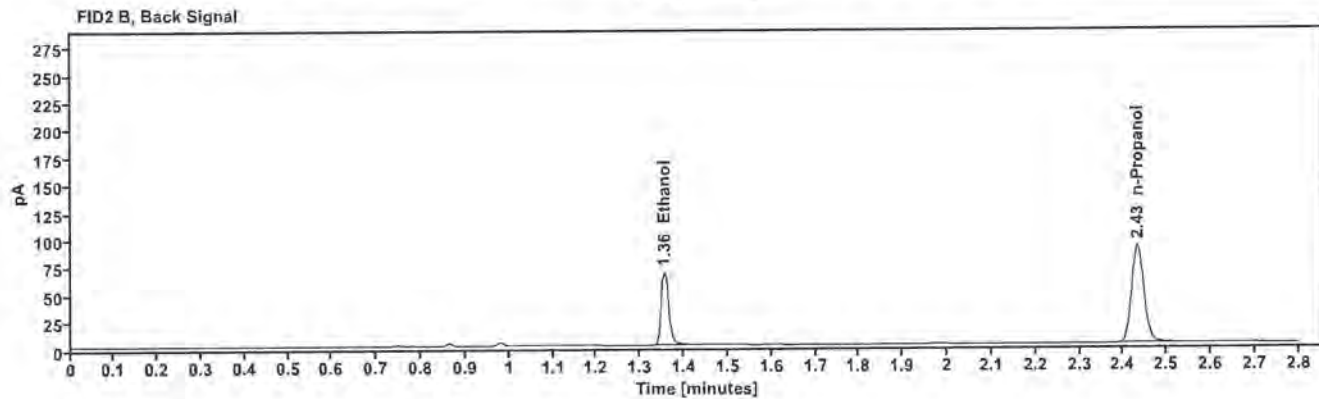
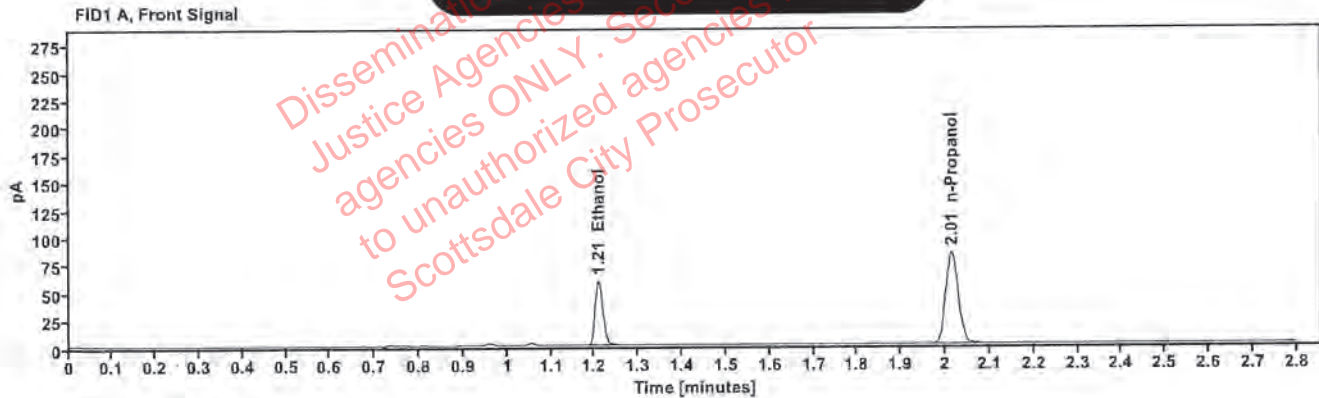


Table 1: FID 1 A (column DB-ALC1)

Compound	Amount (g/100mL)	Time (min)	Peak Area
>Ethanol	0.1267	1.209	75.248
n-Propanol	—	2.014	166.749

Table 2: FID 2 B (column DB-ALC2)

Compound	Time (min)	Peak Area
Ethanol	1.356	81.998
n-Propanol	2.433	180.179

Scottsdale Police Department Crime Lab Volatiles Analysis

Sample:	1435434	Vial:	24
Description:	[REDACTED]	LIMS ID:	[REDACTED]
Method:	ethanol quant.M	Sequence:	27Sep22
Instrument:	US14173023 CN14160045	Injection date:	9/27/2022 4:11:38 PM
Data file:	C:\Chem32\1\Data\27Sep22\24.D	Analyst:	Abbott



Dissemination is restricted to Criminal Justice Agencies and authorized personnel only. Dissemination to unauthorized agencies is PROHIBITED. Scottsdale City Prosecutor

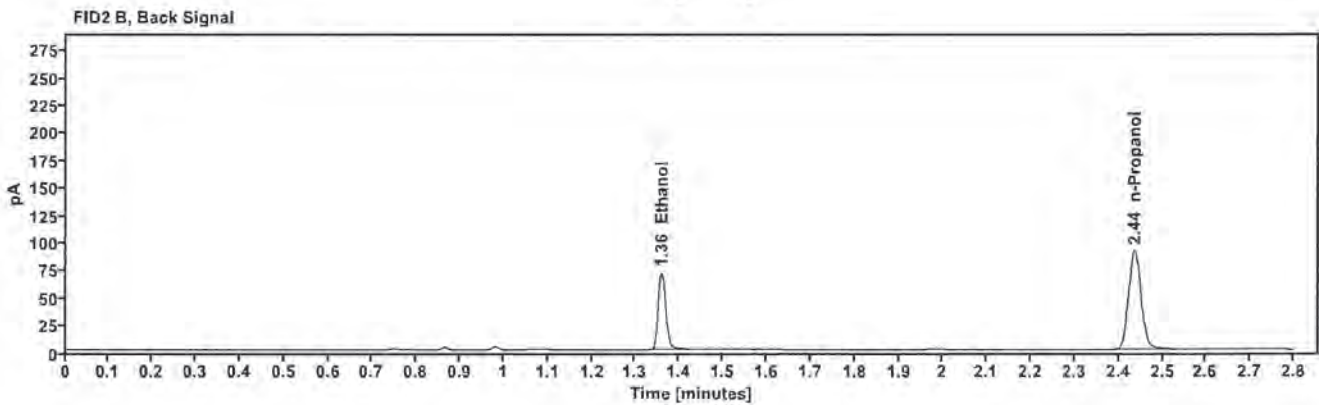
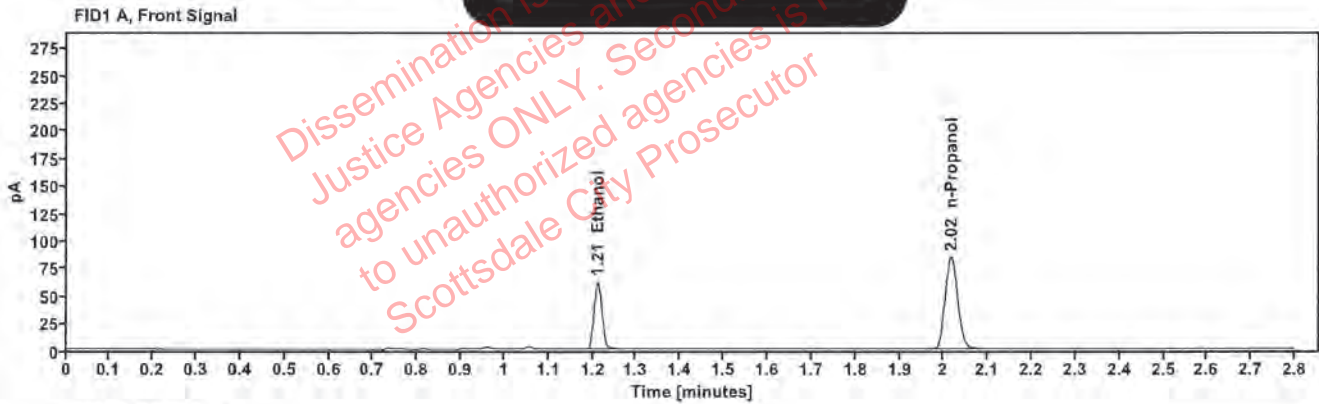


Table 1: FID 1 A (column DB-ALC1)

Compound	Amount (g/100mL)	Time (min)	Peak Area
>Ethanol	0.1323	1.211	79.127
n-Propanol	—	2.016	167.796

Table 2: FID 2 B (column DB-ALC2)

Compound	Time (min)	Peak Area
Ethanol	1.359	86.408
n-Propanol	2.436	181.355

Scottsdale Police Department Crime Lab Volatiles Analysis

Sample:	1437729	Vial:	25
Description:	[REDACTED]	LIMS ID:	[REDACTED]
Method:	ethanol quant.M	Sequence:	27Sep22
Instrument:	US14173023 CN14160045	Injection date:	9/27/2022 4:15:52 PM
Data file:	C:\Chem32\1\Data\27Sep22\25.D	Analyst:	Abbott

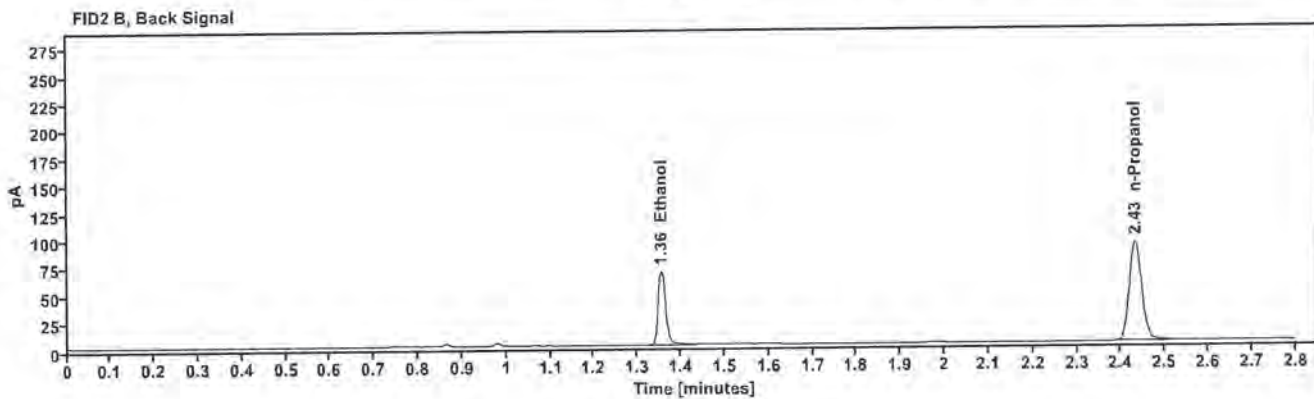
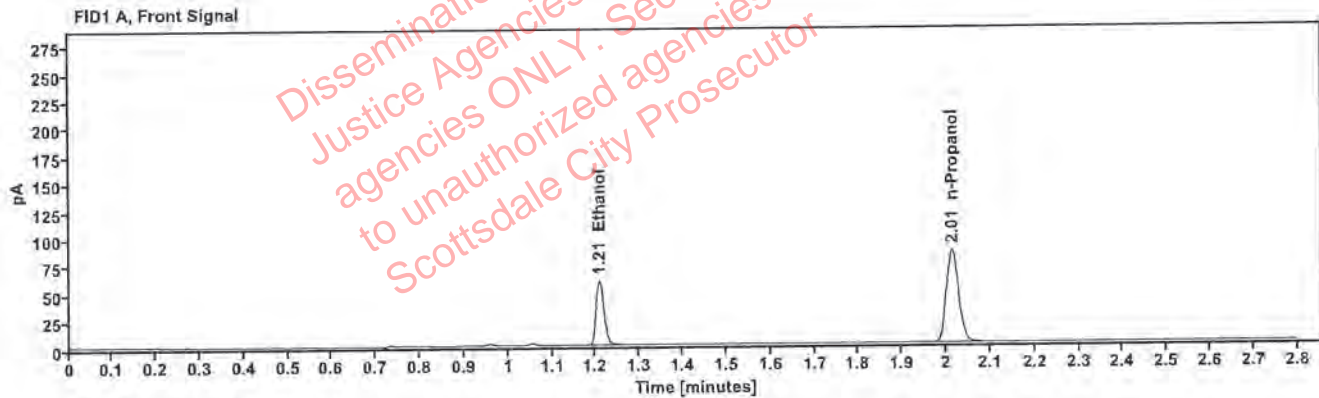


Table 1: FID 1 A (column DB-ALC1)

Compound	Amount (g/100mL)	Time (min)	Peak Area
>Ethanol	0.1253	1.209	75.596
n-Propanol	—	2.014	169.314

Table 2: FID 2 B (column DB-ALC2)

Compound	Time (min)	Peak Area
Ethanol	1.355	82.248
n-Propanol	2.433	183.173

Scottsdale Police Department Crime Lab Volatiles Analysis

Sample:	1437729	Vial:	26
Description:		LIMS ID:	
Method:	ethanol quant.M	Sequence:	27Sep22
Instrument:	US14173023 CN14160045	Injection date:	9/27/2022 4:19:52 PM
Data file:	C:\Chem32\1\Data\27Sep22\26.D	Analyst:	Abbott

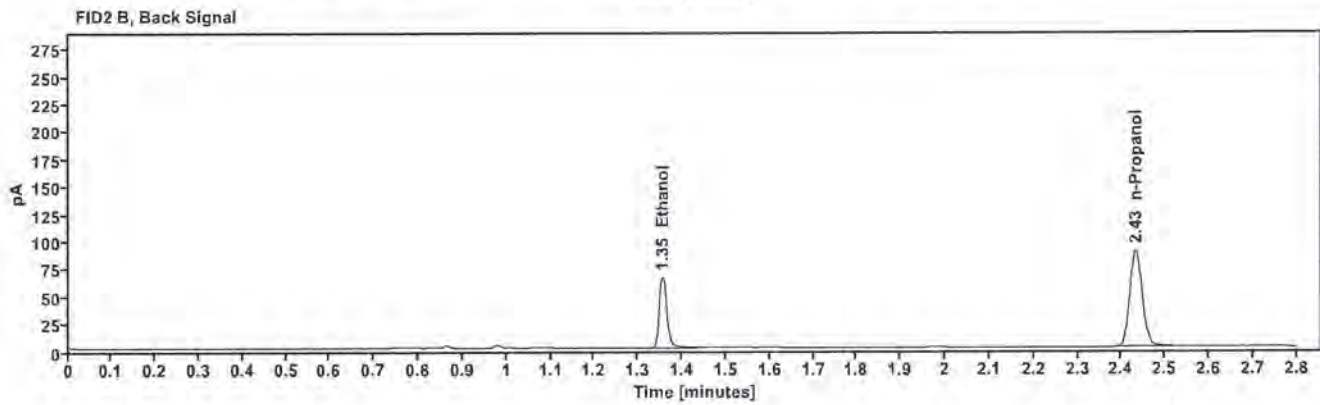
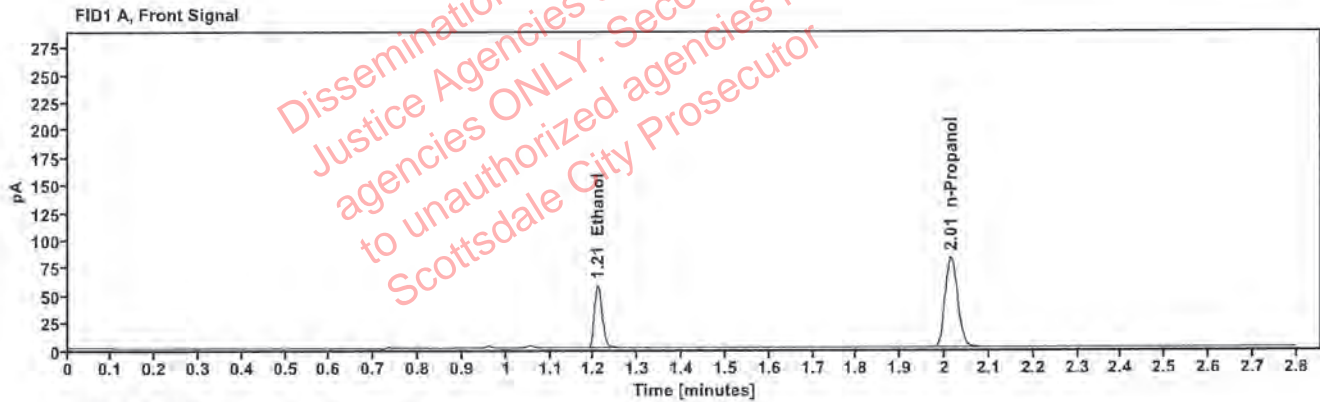


Table 1: FID 1 A (column DB-ALC1)

Compound	Amount (g/100mL)	Time (min)	Peak Area
>Ethanol	0.1246	1.209	73.278
n-Propanol	—	2.014	165.130

Table 2: FID 2 B (column DB-ALC2)

Compound	Time (min)	Peak Area
Ethanol	1.355	79.681
n-Propanol	2.432	178.652

Scottsdale Police Department Crime Lab Volatiles Analysis

Sample:	1437855	Vial:	27
Description:	[REDACTED]	LIMS ID:	[REDACTED]
Method:	ethanol quant.M	Sequence:	27Sep22
Instrument:	US14173023 CN14160045	Injection date:	9/27/2022 4:23:52 PM
Data file:	C:\Chem32\1\Data\27Sep22\27.D	Analyst:	Abbott

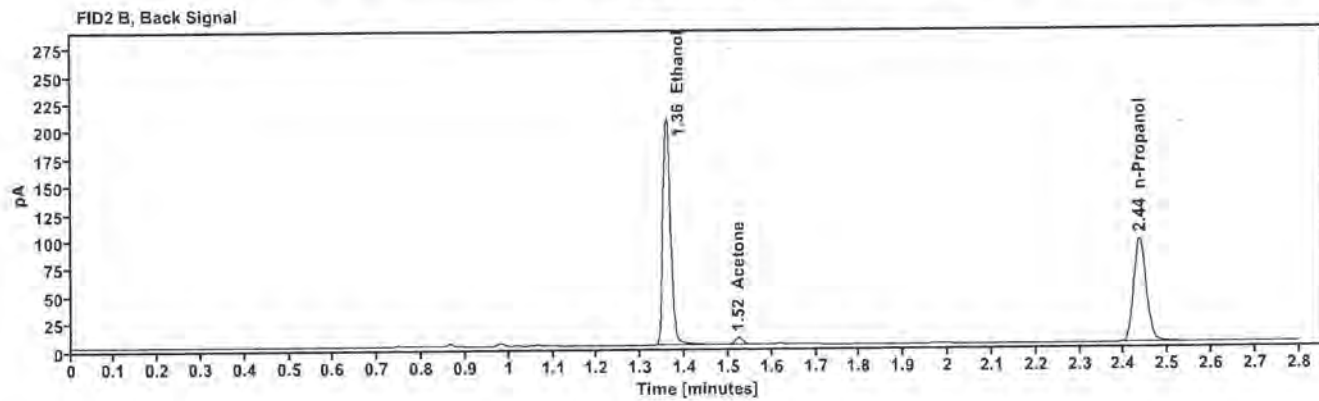
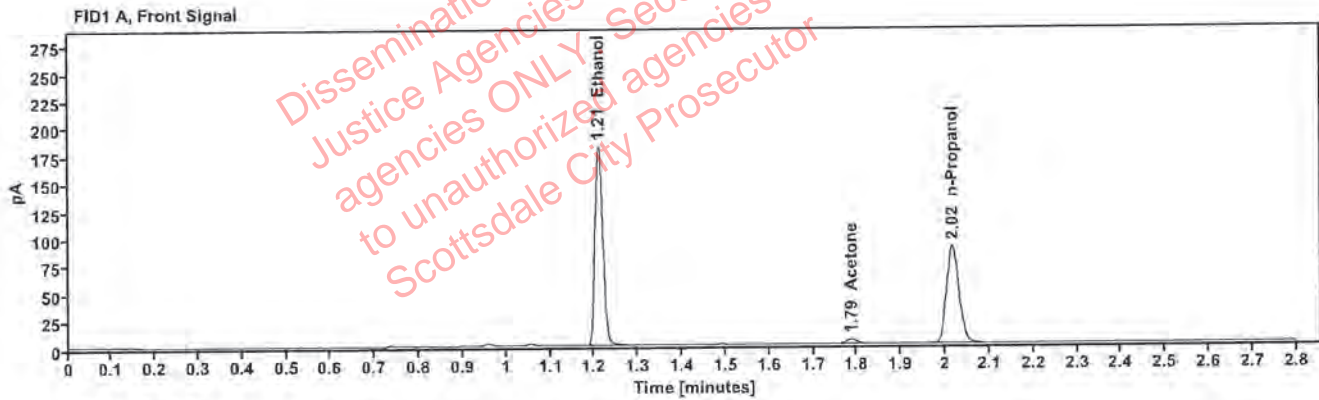


Table 1: FID 1 A (column DB-ALC1)

Compound	Amount (g/100mL)	Time (min)	Peak Area
>Ethanol	0.3647	1.210	231.594
Acetone	-----	1.787	7.518
n-Propanol	-----	2.016	177.451

Table 2: FID 2 B (column DB-ALC2)

Compound	Time (min)	Peak Area
Ethanol	1.359	254.215
Acetone	1.523	7.983
n-Propanol	2.436	190.719

[REDACTED]: Abbott, Lori - (28-Sep-2022)

Case: [REDACTED] User: LAbbott 9/28/2022

Scottsdale Police Department Crime Lab Volatiles Analysis

Sample:	1437855	Vial:	28
Description:	[REDACTED]	LIMS ID:	[REDACTED]
Method:	ethanol quant.M	Sequence:	27Sep22
Instrument:	US14173023 CN14160045	Injection date:	9/27/2022 4:27:52 PM
Data file:	C:\Chem32\1\Data\27Sep22\28.D	Analyst:	Abbott

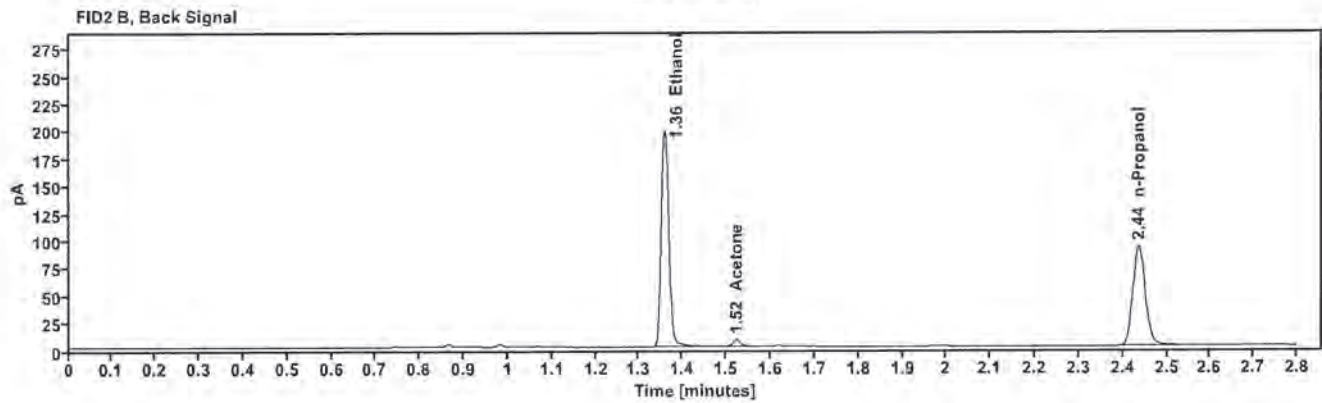
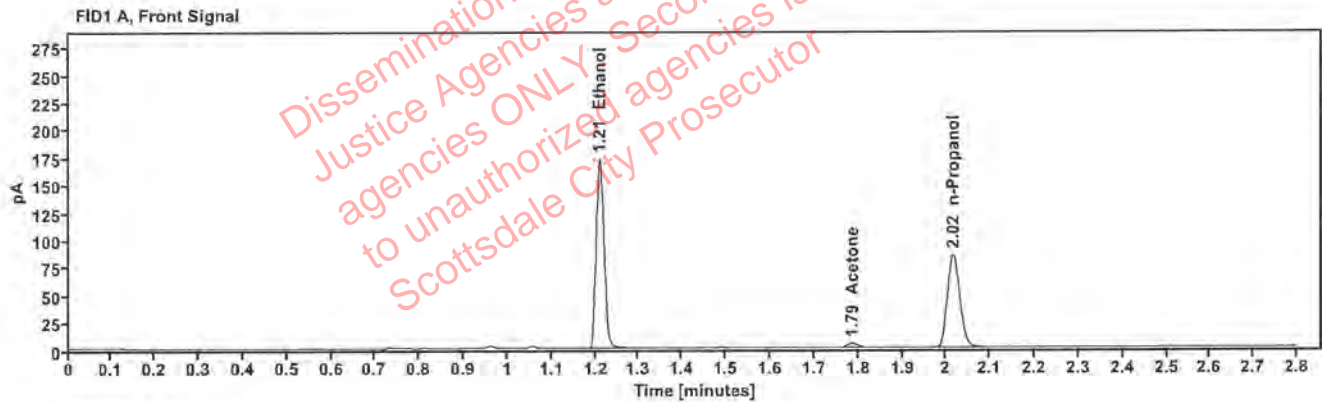


Table 1: FID 1 A (column DB-ALC1)

Compound	Amount (g/100mL)	Time (min)	Peak Area
>Ethanol	0.3641	1.210	220.797
Acetone	---	1.787	7.299
n-Propanol	---	2.016	169.442

Table 2: FID 2 B (column DB-ALC2)

Compound	Time (min)	Peak Area
Ethanol	1.359	242.109
Acetone	1.523	7.732
n-Propanol	2.436	181.995

Scottsdale Police Department Crime Lab Volatiles Analysis

Sample:	1437984	Vial:	29
Description:	[REDACTED]	LIMS ID:	[REDACTED]
Method:	ethanol quant.M	Sequence:	27Sep22
Instrument:	US14173023 CN14160045	Injection date:	9/27/2022 4:31:52 PM
Data file:	C:\Chem32\1\Data\27Sep22\29.D	Analyst:	Abbott

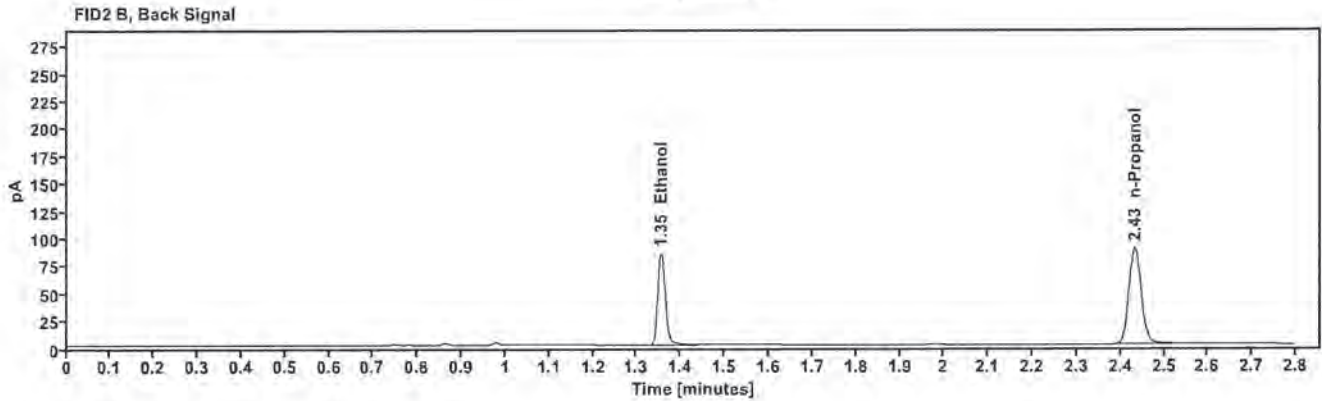
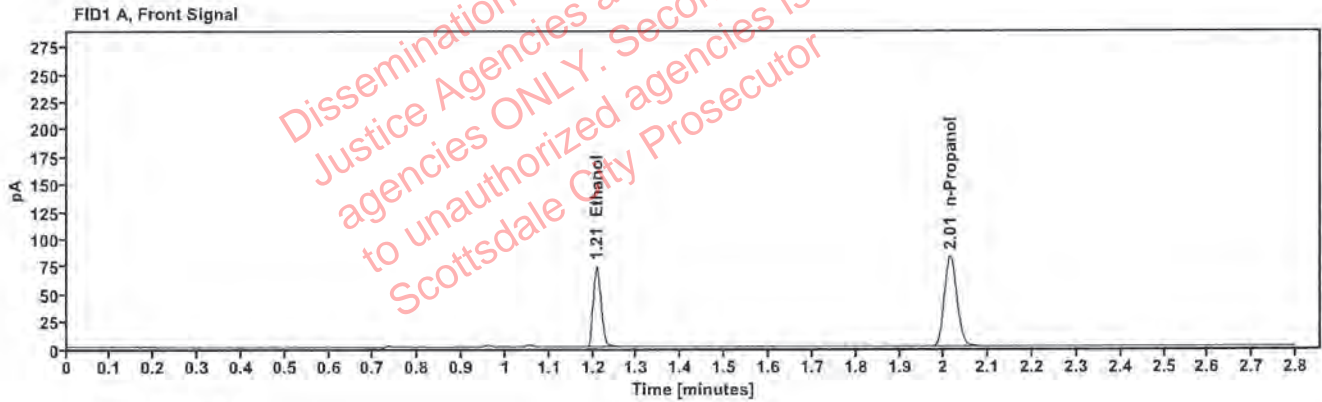


Table 1: FID 1 A (column DB-ALC1)

Compound	Amount (g/100mL)	Time (min)	Peak Area
>Ethanol	0.1599	1.209	94.163
n-Propanol	—	2.014	165.101

Table 2: FID 2 B (column DB-ALC2)

Compound	Time (min)	Peak Area
Ethanol	1.355	102.817
n-Propanol	2.432	178.122

Scottsdale Police Department Crime Lab Volatiles Analysis

Sample:	1437984	Vial:	30
Description:	[REDACTED]	LIMS ID:	[REDACTED]
Method:	ethanol quant.M	Sequence:	27Sep22
Instrument:	US14173023 CN14160045	Injection date:	9/27/2022 4:35:52 PM
Data file:	C:\Chem32\1\Data\27Sep22\30.D	Analyst:	Abbott

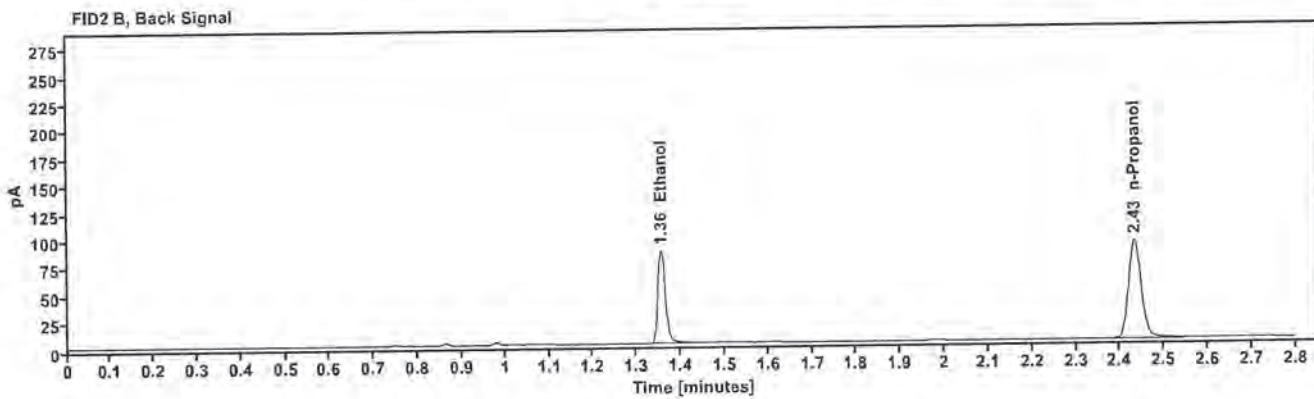
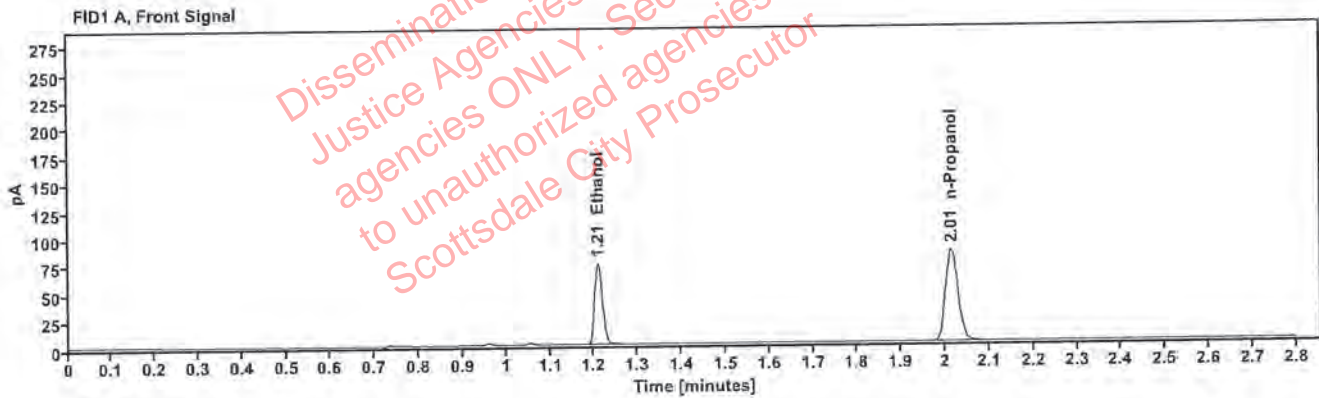


Table 1: FID 1 A (column DB-ALC1)

Compound	Amount (g/100mL)	Time (min)	Peak Area
>Ethanol	0.1582	1.209	94.598
n-Propanol	—	2.014	167.597

Table 2: FID 2 B (column DB-ALC2)

Compound	Time (min)	Peak Area
Ethanol	1.356	103.152
n-Propanol	2.433	180.803

Scottsdale Police Department Crime Lab Volatiles Analysis

Sample:	1438207	Vial:	32
Description:	[REDACTED]	LIMS ID:	[REDACTED]
Method:	ethanol quant.M	Sequence:	27Sep22
Instrument:	US14173023 CN14160045	Injection date:	9/27/2022 4:44:08 PM
Data file:	C:\Chem32\1\Data\27Sep22\32.D	Analyst:	Abbott

Dissemination is restricted to Criminal Justice Agencies and authorized agencies ONLY. Secondary dissemination to unauthorized agencies is PROHIBITED. Scottsdale City Prosecutor

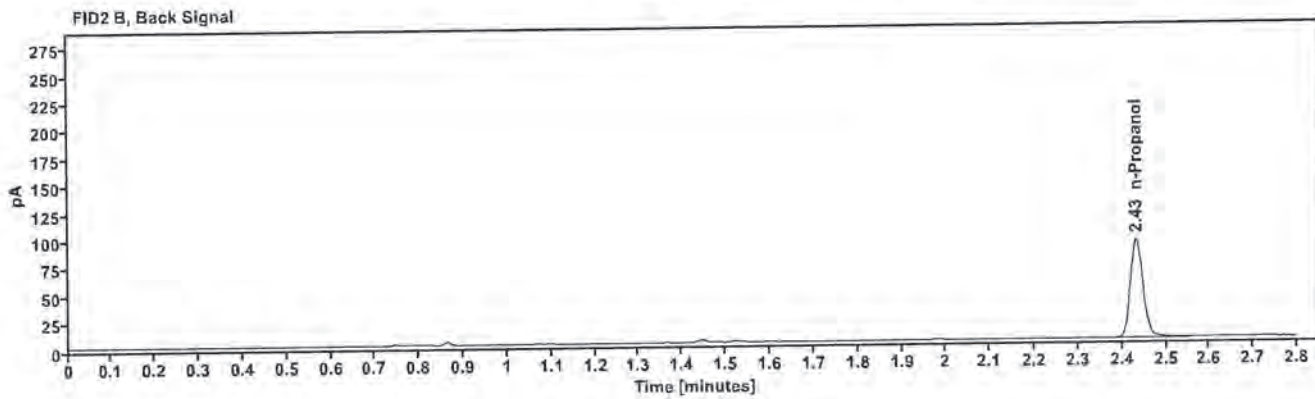
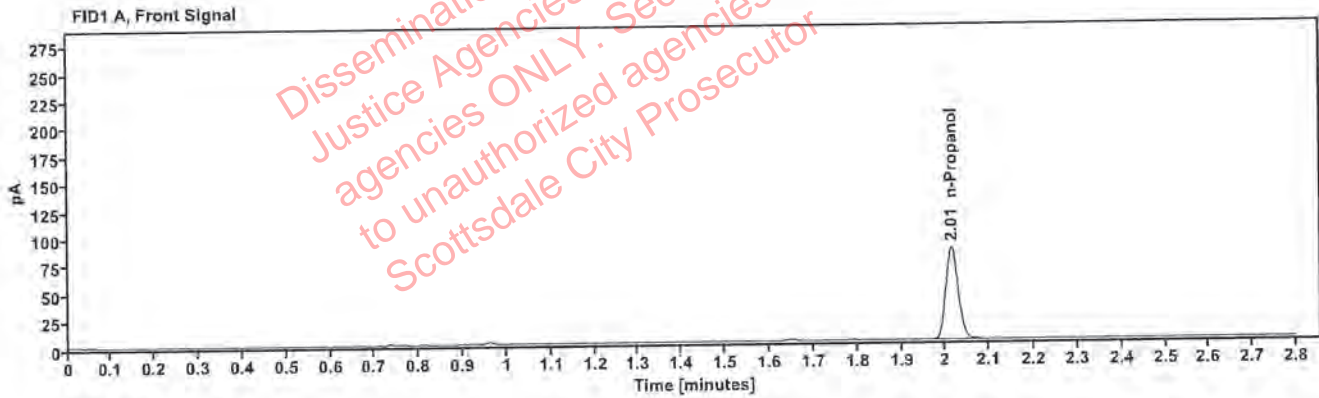


Table 1: FID 1 A (column DB-ALC1)

Compound	Amount (g/100mL)	Time (min)	Peak Area
n-Propanol	—	2.015	167.822

Table 2: FID 2 B (column DB-ALC2)

Compound	Time (min)	Peak Area
n-Propanol	2.434	181.388

Scottsdale Police Department Crime Lab Volatiles Analysis

Sample:	1438207	Vial:	33
Description:	[REDACTED]	LIMS ID:	[REDACTED]
Method:	ethanol quant.M	Sequence:	27Sep22
Instrument:	US14173023 CN14160045	Injection date:	9/27/2022 4:48:07 PM
Data file:	C:\Chem32\1\Data\27Sep22\33.D	Analyst:	Abbott

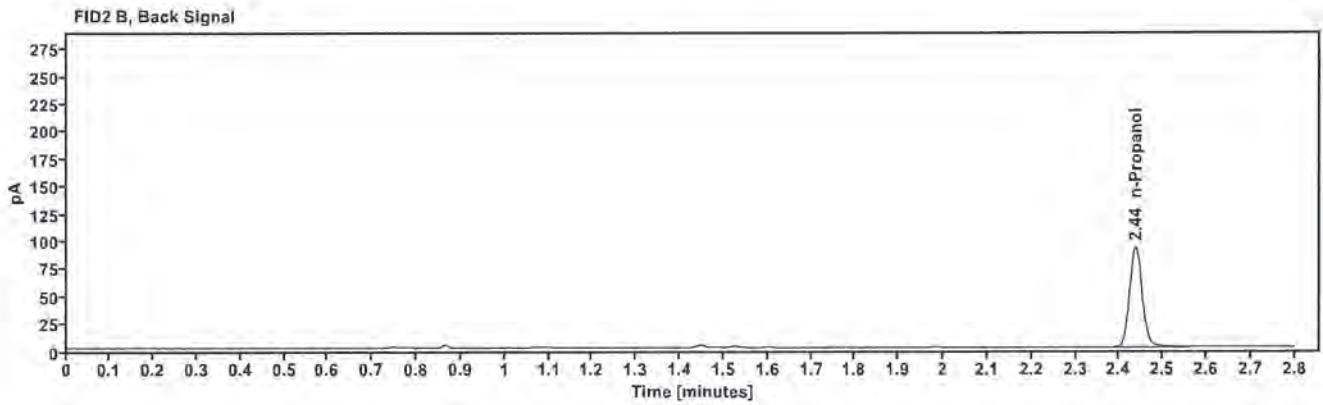
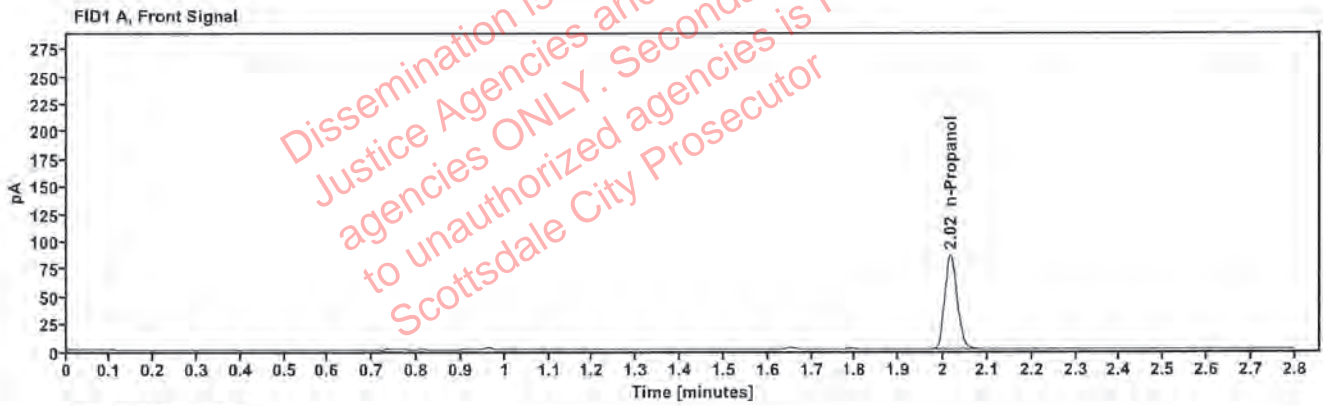


Table 1: FID 1 A (column DB-ALC1)

Compound	Amount (g/100mL)	Time (min)	Peak Area
n-Propanol	—	2.016	170.564

Table 2: FID 2 B (column DB-ALC2)

Compound	Time (min)	Peak Area
n-Propanol	2.437	184.635

Scottsdale Police Department Crime Lab Volatiles Analysis

Sample:	41701KL	Vial:	34
Description:	[REDACTED]	LIMS ID:	[REDACTED]
Method:	ethanol quant.M	Sequence:	27Sep22
Instrument:	US14173023 CN14160045	Injection date:	9/27/2022 4:52:08 PM
Data file:	C:\Chem32\1\Data\27Sep22\34.D	Analyst:	Abbott

Dissemination is restricted to Criminal Justice Agencies and authorized agencies ONLY. Secondary dissemination to unauthorized agencies is PROHIBITED. Scottsdale City Prosecutor

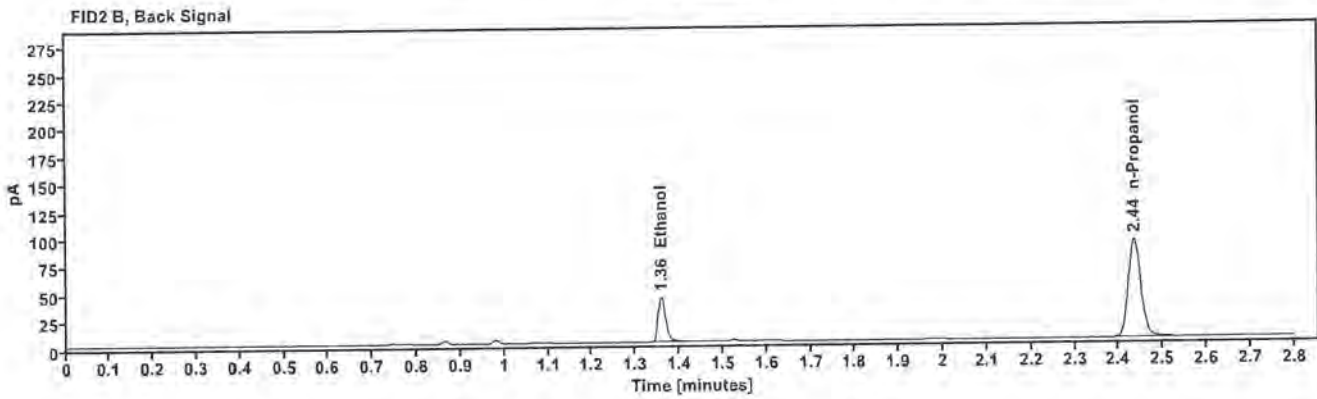
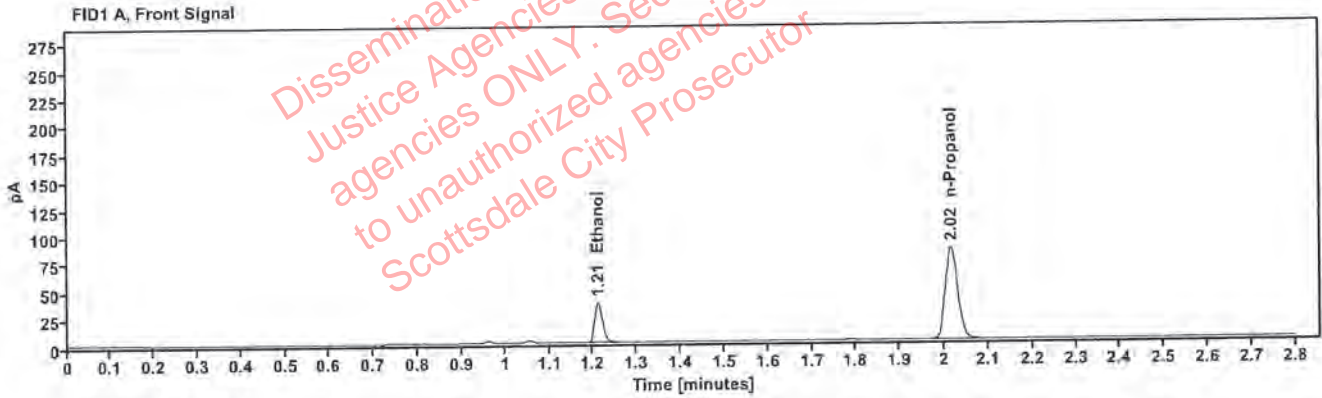


Table 1: FID 1 A (column DB-ALC1)

Compound	Amount (g/100mL)	Time (min)	Peak Area
>Ethanol	0.0792	1.211	47.069
n-Propanol	—	2.016	167.482

Table 2: FID 2 B (column DB-ALC2)

Compound	Time (min)	Peak Area
Ethanol	1.359	51.038
n-Propanol	2.436	180.816

Scottsdale Police Department Crime Lab Volatiles Analysis

Sample:	41701KL	Vial:	35
Description:	[REDACTED]	LIMS ID:	[REDACTED]
Method:	ethanol quant.M	Sequence:	27Sep22
Instrument:	US14173023 CN14160045	Injection date:	9/27/2022 4:56:07 PM
Data file:	C:\Chem32\1\Data\27Sep22\35.D	Analyst:	Abbott

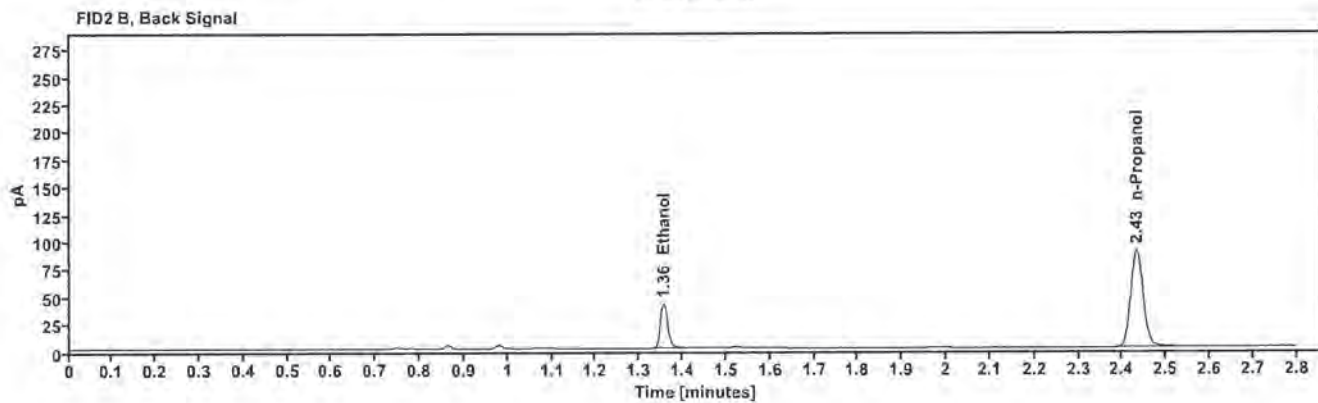
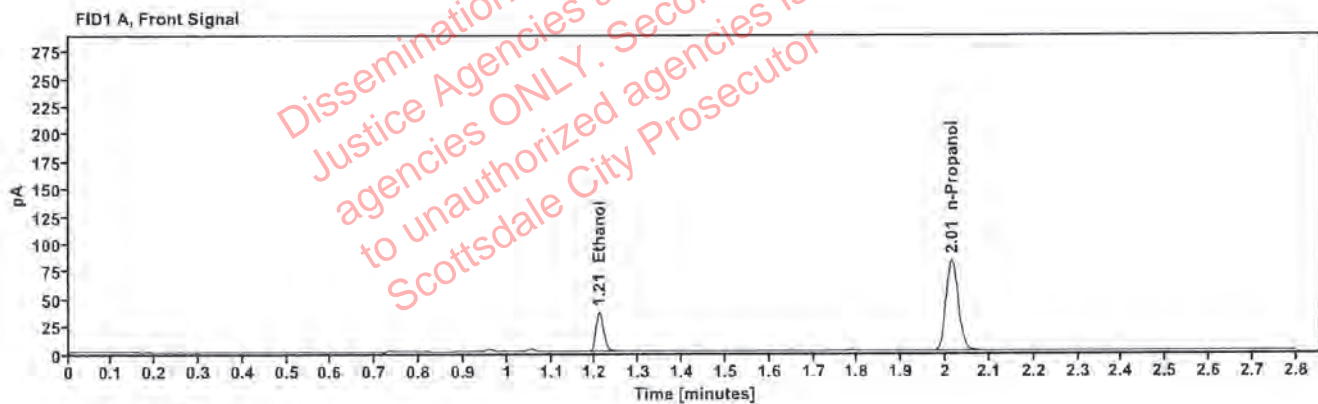


Table 1: FID 1 A (column DB-ALC1)

Compound	Amount (g/100mL)	Time (min)	Peak Area
>Ethanol	0.0785	1.209	45.978
n-Propanol	—	2.014	164.998

Table 2: FID 2 B (column DB-ALC2)

Compound	Time (min)	Peak Area
Ethanol	1.355	49.797
n-Propanol	2.433	178.216

[REDACTED]: Abbott, Lori - (28-Sep-2022)

Case: [REDACTED] User: LAbbott 9/28/2022

Scottsdale Police Department Crime Lab Volatiles Analysis

Sample:	40901RT	Vial:	36
Description:	[REDACTED]	LIMS ID:	[REDACTED]
Method:	ethanol quant.M	Sequence:	27Sep22
Instrument:	US14173023 CN14160045	Injection date:	9/27/2022 5:00:08 PM
Data file:	C:\Chem32\1\Data\27Sep22\36.D	Analyst:	Abbott

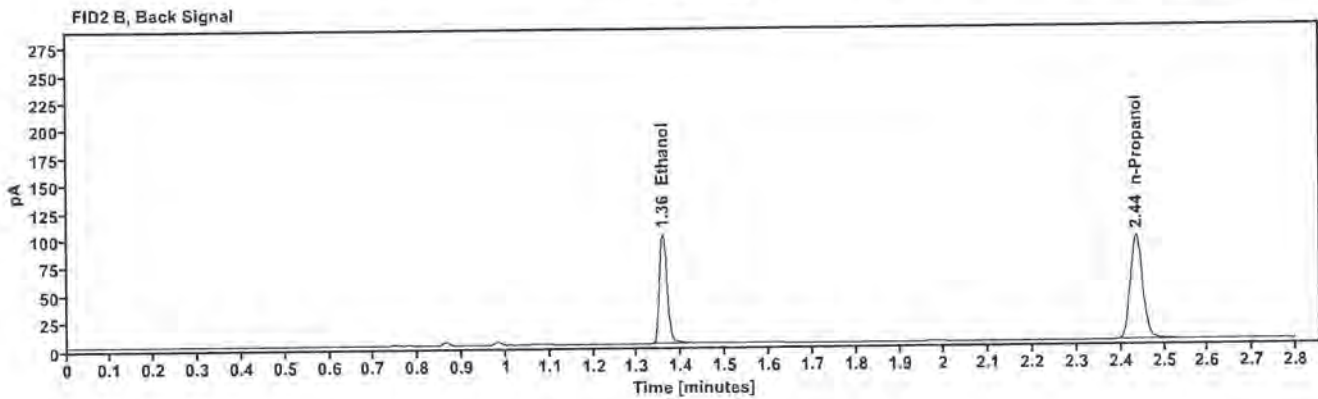
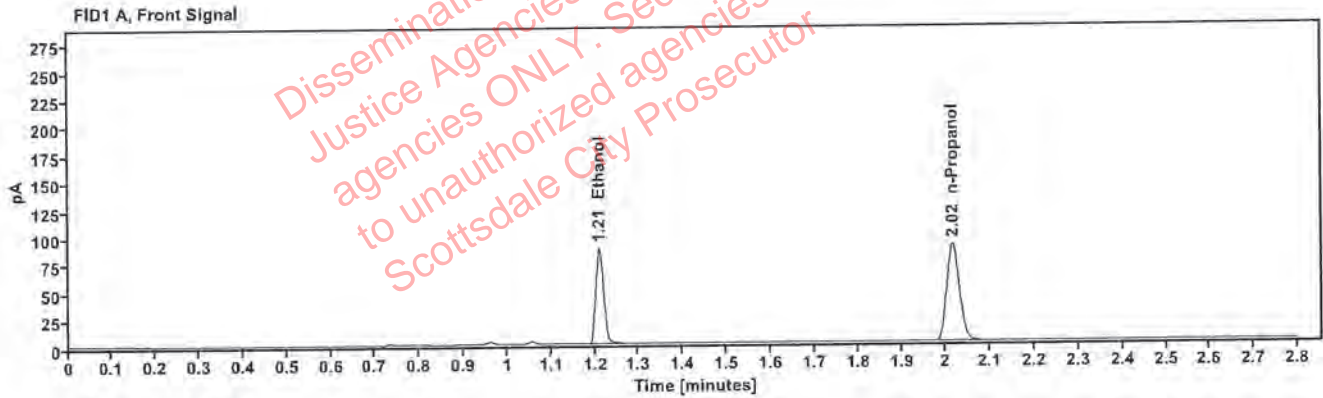


Table 1: FID 1 A (column DB-ALC1)

Compound	Amount (g/100mL)	Time (min)	Peak Area
>Ethanol	0.1770	1.210	112.169
n-Propanol	—	2.016	177.522

Table 2: FID 2 B (column DB-ALC2)

Compound	Time (min)	Peak Area
Ethanol	1.358	122.398
n-Propanol	2.435	192.013

Scottsdale Police Department Crime Lab Volatiles Analysis

Sample:	40901RT	Vial:	37
Description:	[REDACTED]	LIMS ID:	[REDACTED]
Method:	ethanol quant.M	Sequence:	27Sep22
Instrument:	US14173023 CN14160045	Injection date:	9/27/2022 5:04:22 PM
Data file:	C:\Chem32\1\Data\27Sep22\37.D	Analyst:	Abbott

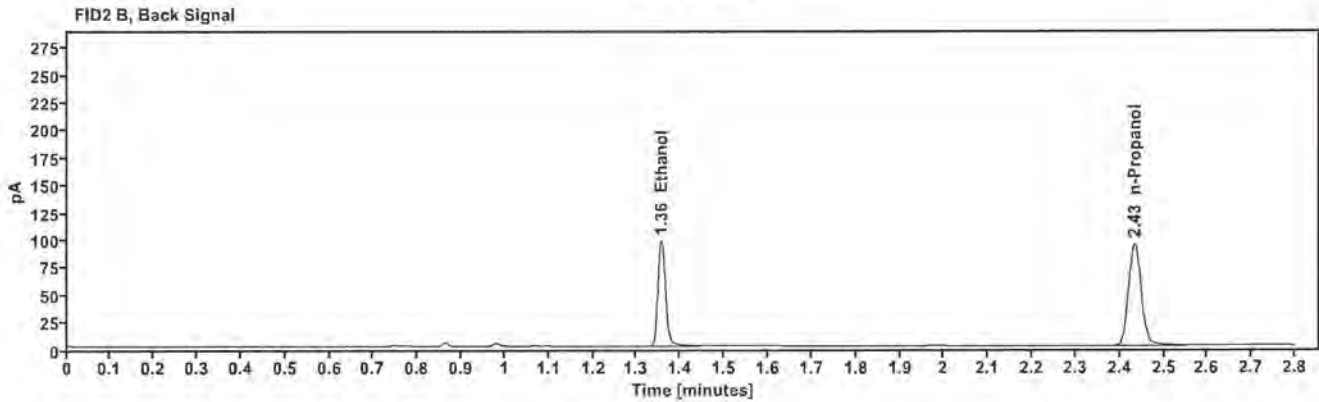
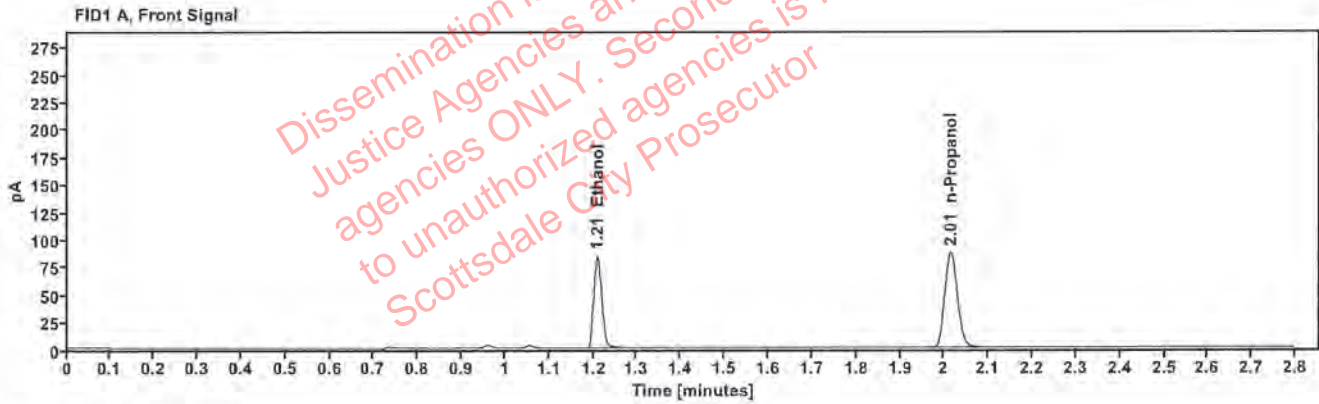


Table 1: FID 1 A (column DB-ALC1)

Compound	Amount (g/100mL)	Time (min)	Peak Area
>Ethanol	0.1737	1.209	107.764
n-Propanol	—	2.014	173.844

Table 2: FID 2 B (column DB-ALC2)

Compound	Time (min)	Peak Area
Ethanol	1.356	117.512
n-Propanol	2.433	188.084

[REDACTED]: Abbott, Lori - (28-Sep-2022)

Case: [REDACTED] User: LAbbott 9/28/2022

Scottsdale Police Department Crime Lab Volatiles Analysis

Sample:	1438157	Vial:	38
Description:	[REDACTED]	LIMS ID:	[REDACTED]
Method:	ethanol quant.M	Sequence:	27Sep22
Instrument:	US14173023 CN14160045	Injection date:	9/27/2022 5:08:23 PM
Data file:	C:\Chem32\1\Data\27Sep22\38.D	Analyst:	Abbott

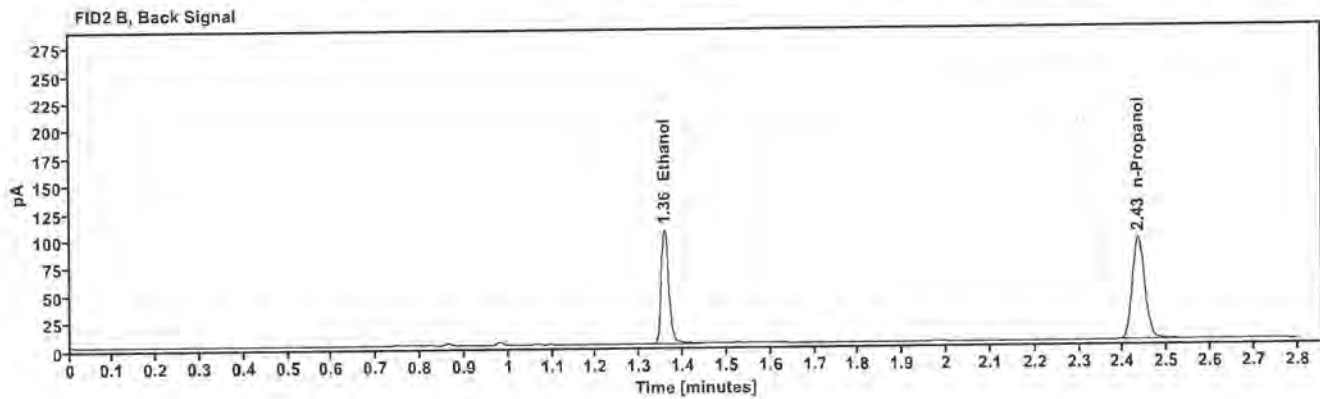
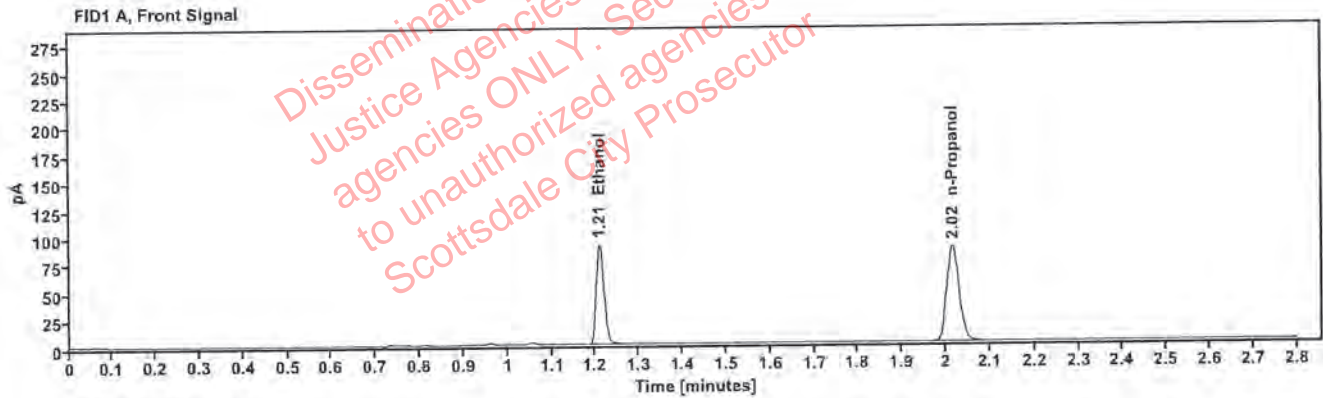


Table 1: FID 1 A (column DB-ALC1)

Compound	Amount (g/100mL)	Time (min)	Peak Area
>Ethanol	0.1875	1.210	116.861
n-Propanol	—	2.015	174.548

Table 2: FID 2 B (column DB-ALC2)

Compound	Time (min)	Peak Area
Ethanol	1.357	127.871
n-Propanol	2.435	188.452

Scottsdale Police Department Crime Lab Volatiles Analysis

Sample:	1438157	Vial:	39
Description:	[REDACTED]	LIMS ID:	[REDACTED]
Method:	ethanol quant.M	Sequence:	27Sep22
Instrument:	US14173023 CN14160045	Injection date:	9/27/2022 5:12:22 PM
Data file:	C:\Chem32\1\Data\27Sep22\39.D	Analyst:	Abbott

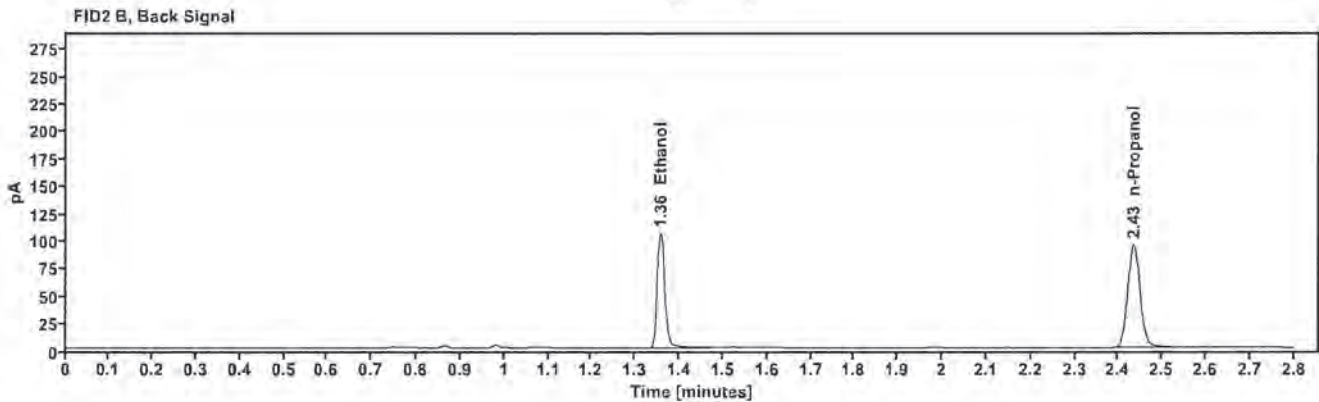
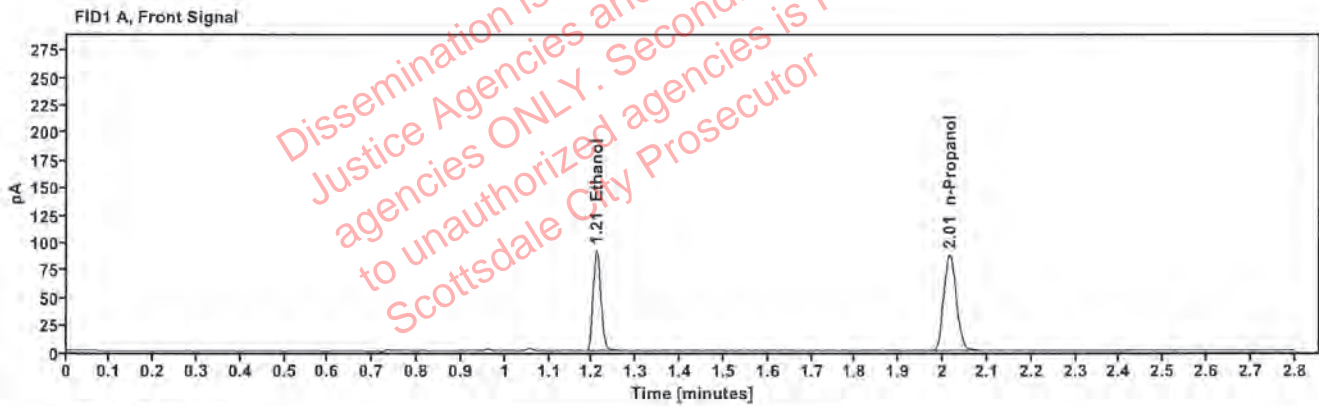


Table 1: FID 1 A (column DB-ALC1)

Compound	Amount (g/100mL)	Time (min)	Peak Area
>Ethanol	0.1873	1.209	117.429
n-Propanol	—	2.015	175.568

Table 2: FID 2 B (column DB-ALC2)

Compound	Time (min)	Peak Area
Ethanol	1.357	128.658
n-Propanol	2.434	189.343

Abbott, Lori - (28-Sep-2022)

Case: [REDACTED] User: LAbbott 9/28/2022

Scottsdale Police Department Crime Lab Volatiles Analysis

Sample:	1403720	Vial:	40
Description:	[REDACTED]	LIMS ID:	[REDACTED]
Method:	ethanol quant.M	Sequence:	27Sep22
Instrument:	US14173023 CN14160045	Injection date:	9/27/2022 5:16:21 PM
Data file:	C:\Chem32\1\Data\27Sep22\40.D	Analyst:	Abbott

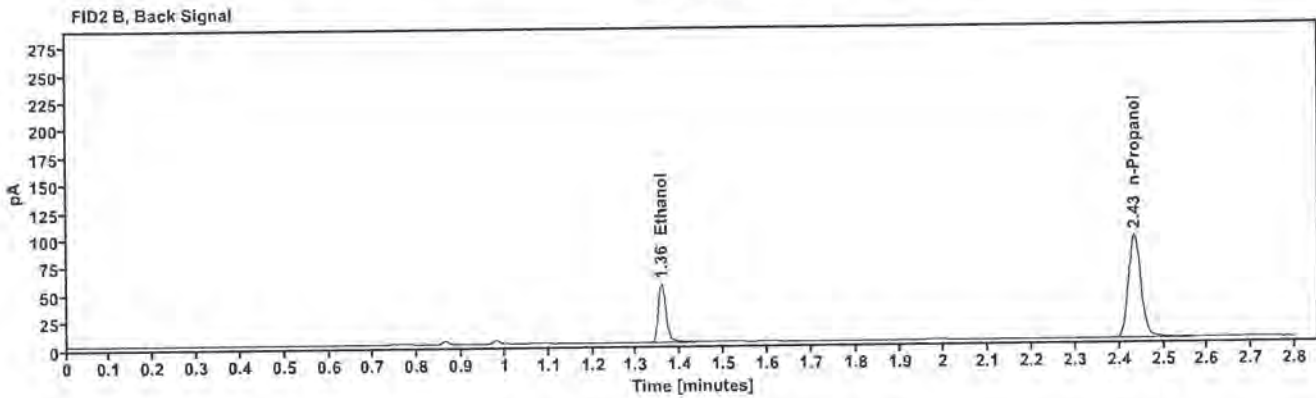
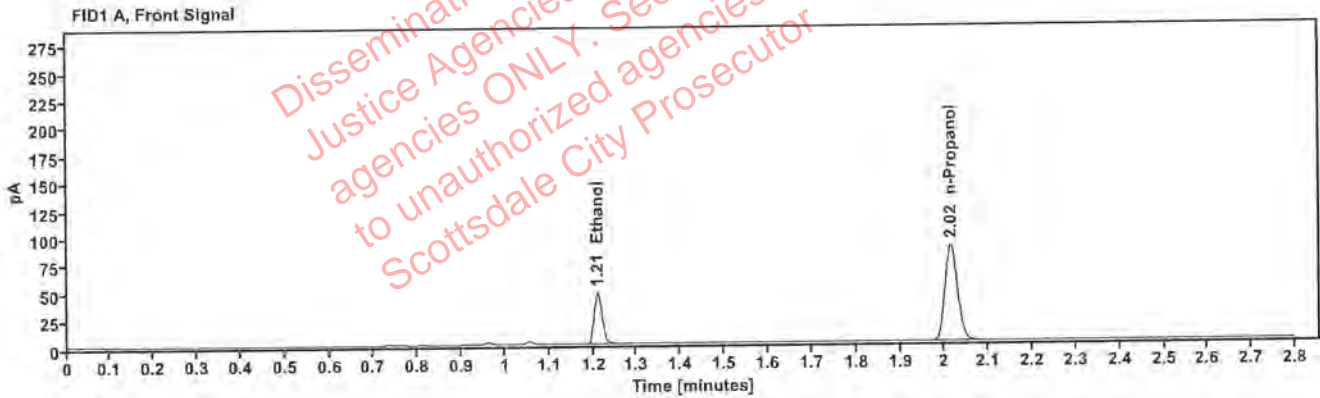


Table 1: FID 1 A (column DB-ALC1)

Compound	Amount (g/100mL)	Time (min)	Peak Area
>Ethanol	0.0970	1.210	60.549
n-Propanol	—	2.015	175.513

Table 2: FID 2 B (column DB-ALC2)

Compound	Time (min)	Peak Area
Ethanol	1.358	65.676
n-Propanol	2.434	190.135

[REDACTED]: Abbott, Lori - (28-Sep-2022)

Case: [REDACTED] User: LAbbott 9/28/2022

Scottsdale Police Department Crime Lab Volatiles Analysis

Sample:	1403720	Vial:	41
Description:	[REDACTED]	LIMS ID:	[REDACTED]
Method:	ethanol quant.M	Sequence:	27Sep22
Instrument:	US14173023 CN14160045	Injection date:	9/27/2022 5:20:22 PM
Data file:	C:\Chem32\1\Data\27Sep22\41.D	Analyst:	Abbott

Dissemination is restricted to Criminal Justice Agencies and authorized agencies ONLY. Secondary dissemination to unauthorized agencies is PROHIBITED. Scottsdale City Prosecutor

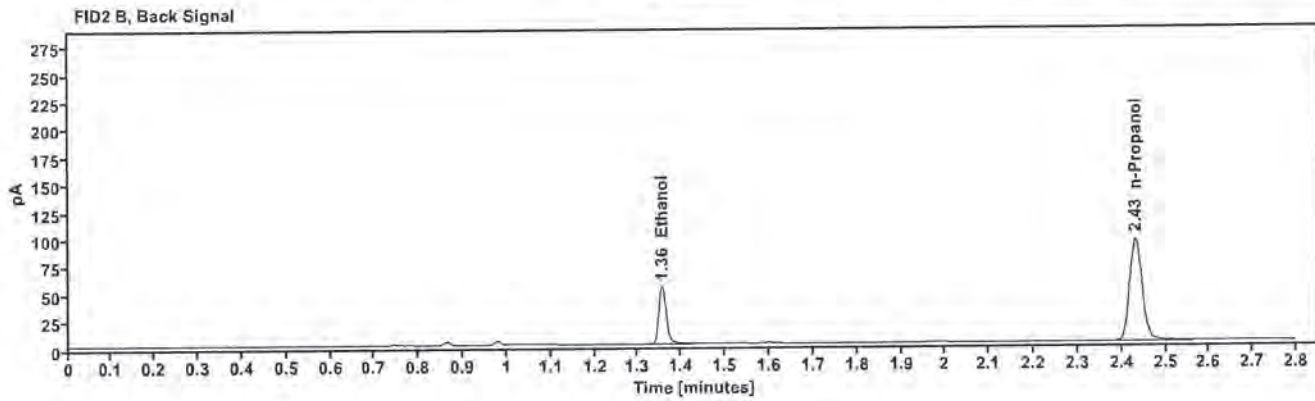
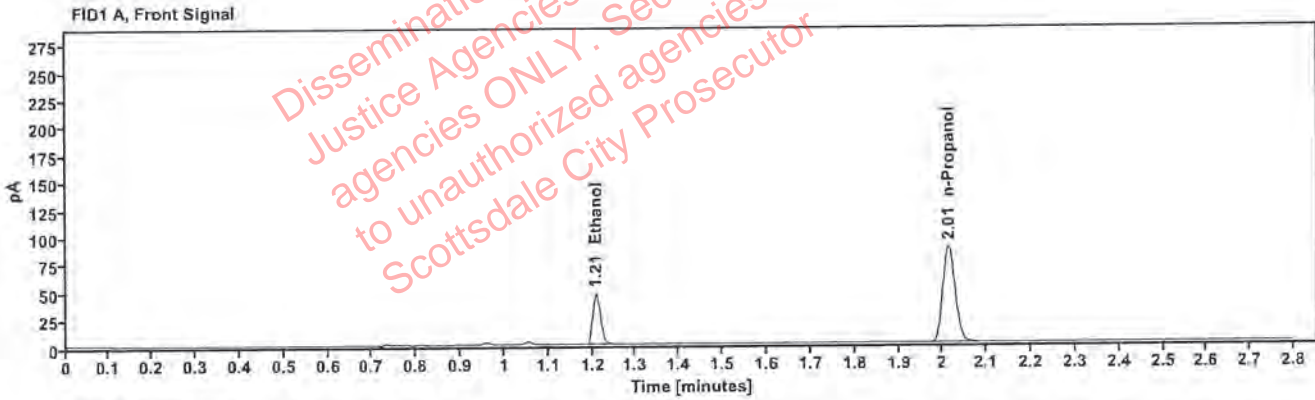


Table 1: FID 1 A (column DB-ALC1)

Compound	Amount (g/100mL)	Time (min)	Peak Area
>Ethanol	0.0956	1.209	59.279
n-Propanol	—	2.014	174.357

Table 2: FID 2 B (column DB-ALC2)

Compound	Time (min)	Peak Area
Ethanol	1.355	64.434
n-Propanol	2.432	189.048

Scottsdale Police Department Crime Lab Volatiles Analysis

Sample:	1438615	Vial:	43
Description:	[REDACTED]	LIMS ID:	[REDACTED]
Method:	ethanol quant.M	Sequence:	27Sep22
Instrument:	US14173023 CN14160045	Injection date:	9/27/2022 5:28:37 PM
Data file:	C:\Chem32\1\Data\27Sep22\43.D	Analyst:	Abbott

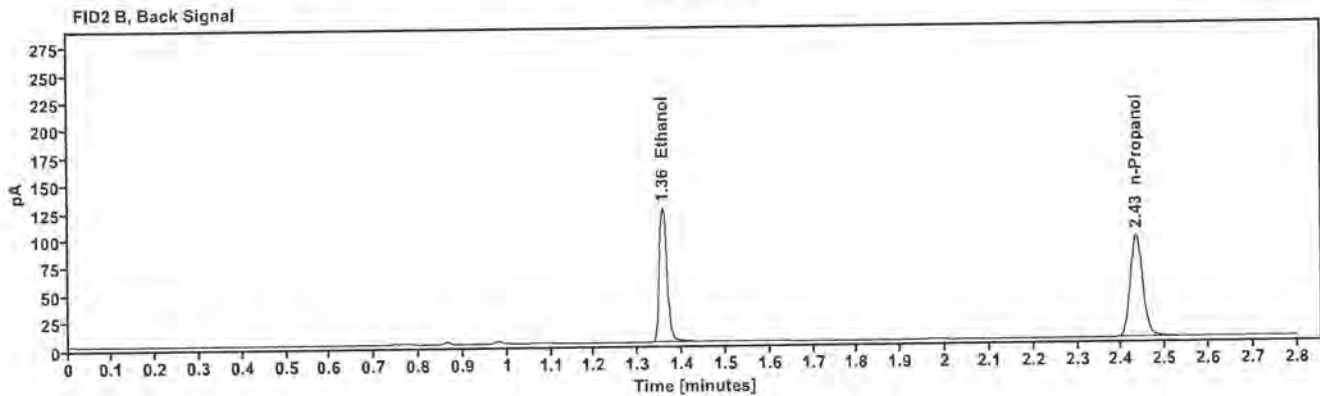
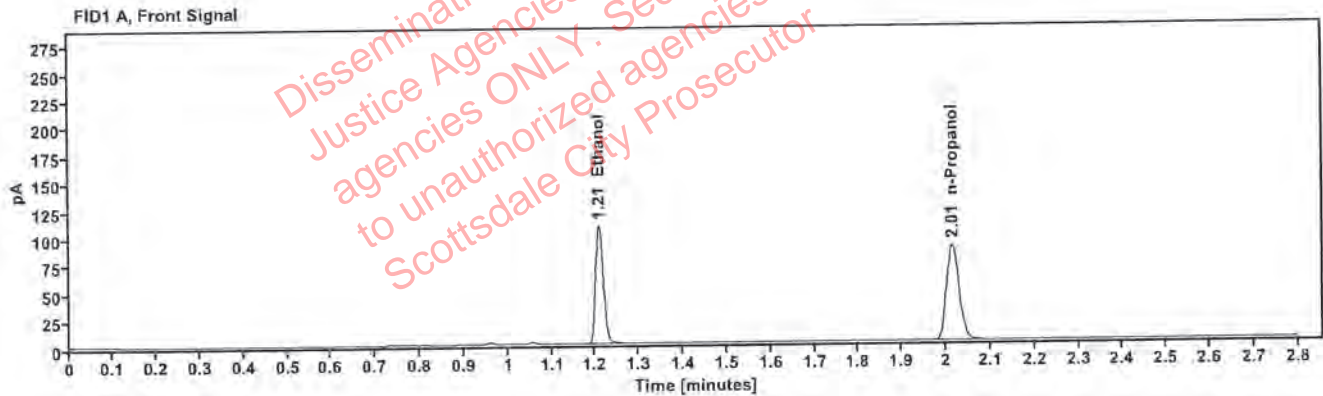


Table 1: FID 1 A (column DB-ALC1)

Compound	Amount (g/100mL)	Time (min)	Peak Area
>Ethanol	0.2200	1.209	137.407
n-Propanol	—	2.015	174.819

Table 2: FID 2 B (column DB-ALC2)

Compound	Time (min)	Peak Area
Ethanol	1.356	150.507
n-Propanol	2.434	188.968

Scottsdale Police Department Crime Lab Volatiles Analysis

Sample:	1438615	Vial:	44
Description:	[REDACTED]	LIMS ID:	[REDACTED]
Method:	ethanol quant.M	Sequence:	27Sep22
Instrument:	US14173023 CN14160045	Injection date:	9/27/2022 5:32:37 PM
Data file:	C:\Chem32\1\Data\27Sep22\44.D	Analyst:	Abbott

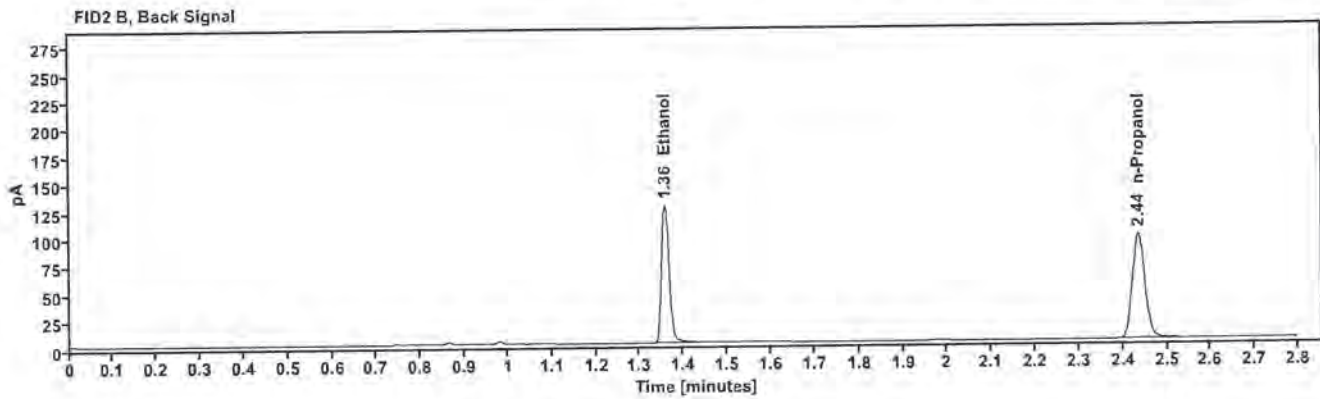
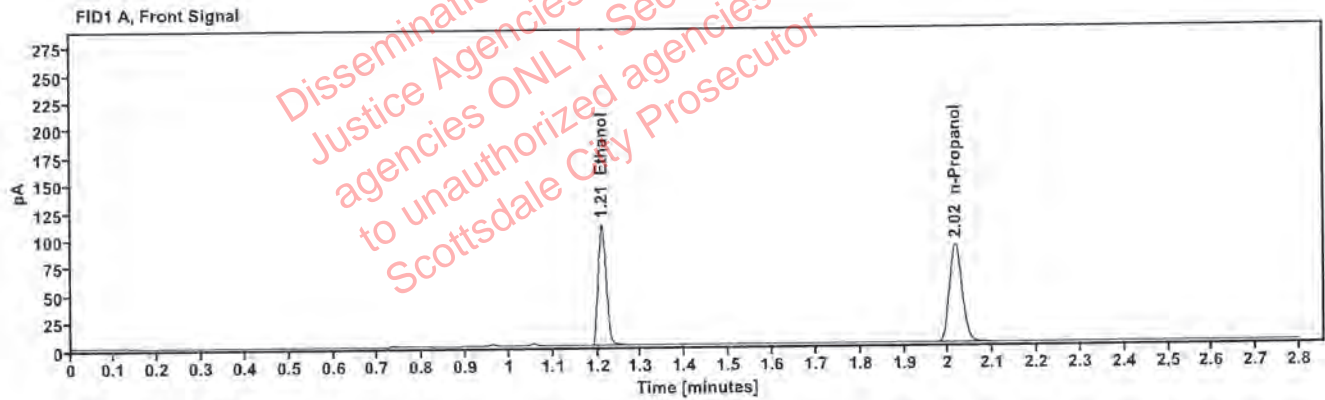


Table 1: FID 1 A (column DB-ALC1)

Compound	Amount (g/100mL)	Time (min)	Peak Area
>Ethanol	0.2215	1.210	141.738
n-Propanol	—	2.016	179.120

Table 2: FID 2 B (column DB-ALC2)

Compound	Time (min)	Peak Area
Ethanol	1.358	155.294
n-Propanol	2.436	193.113

Scottsdale Police Department Crime Lab Volatiles Analysis

Sample:	1438773	Vial:	45
Description:		LIMS ID:	
Method:	ethanol quant.M	Sequence:	27Sep22
Instrument:	US14173023 CN14160045	Injection date:	9/27/2022 5:36:37 PM
Data file:	C:\Chem32\1\Data\27Sep22\45.D	Analyst:	Abbott

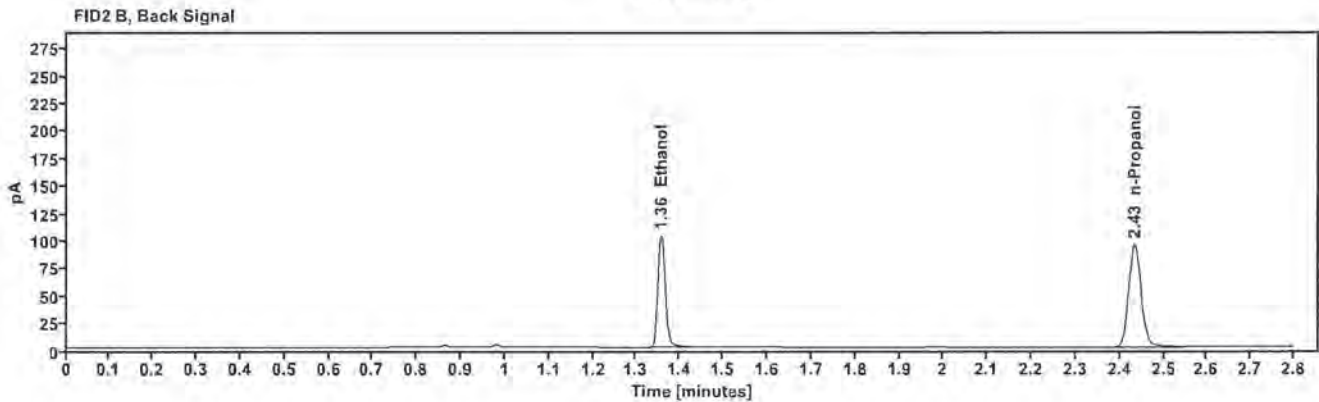
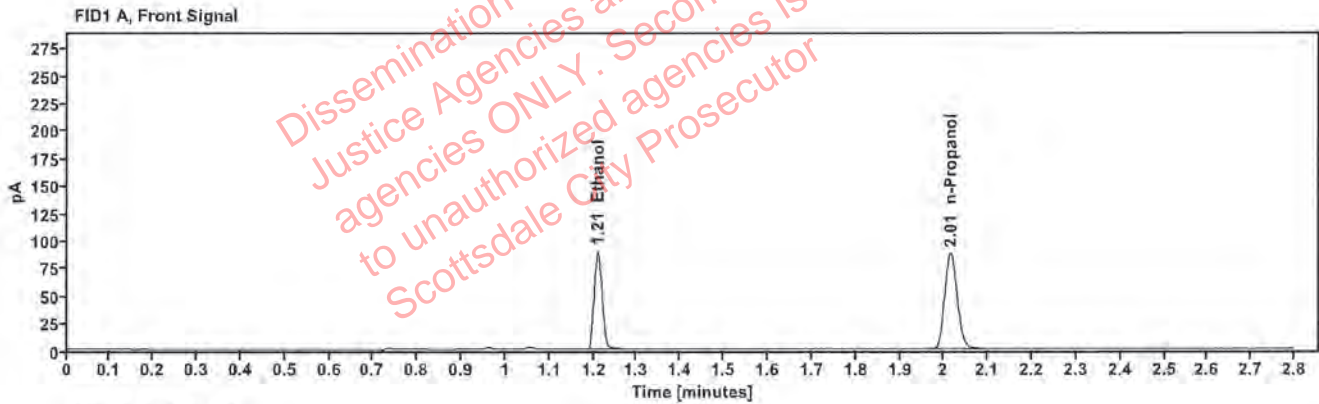


Table 1: FID 1 A (column DB-ALC1)

Compound	Amount (g/100mL)	Time (min)	Peak Area
>Ethanol	0.1829	1.209	114.286
n-Propanol	—	2.015	175.045

Table 2: FID 2 B (column DB-ALC2)

Compound	Time (min)	Peak Area
Ethanol	1.356	125.221
n-Propanol	2.434	188.593

[REDACTED]: Abbott, Lori - (28-Sep-2022)

Case: [REDACTED] User: LAbbott 9/28/2022

Scottsdale Police Department Crime Lab Volatiles Analysis

Sample:	1438773	Vial:	46
Description:	[REDACTED]	LIMS ID:	[REDACTED]
Method:	ethanol quant.M	Sequence:	27Sep22
Instrument:	US14173023 CN14160045	Injection date:	9/27/2022 5:40:37 PM
Data file:	C:\Chem32\1\Data\27Sep22\46.D	Analyst:	Abbott

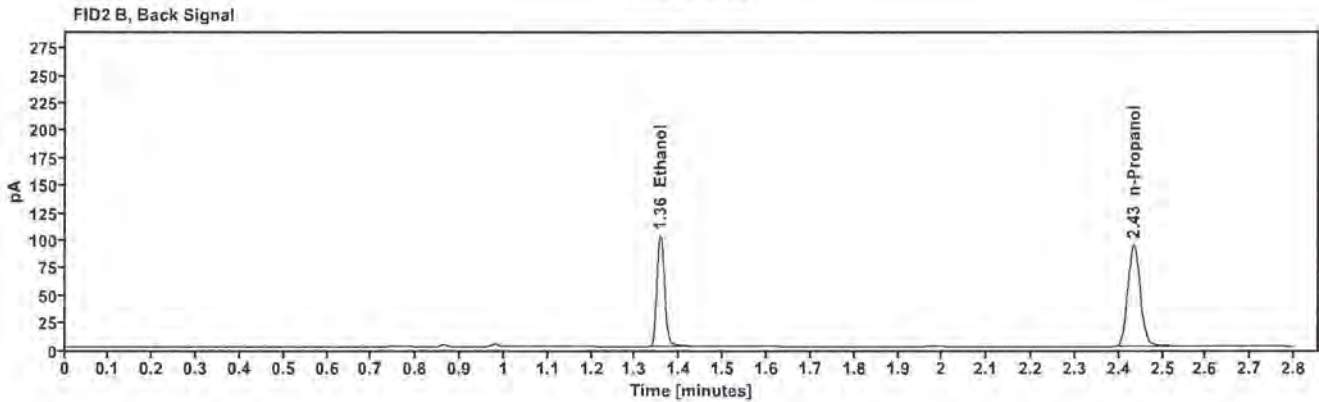
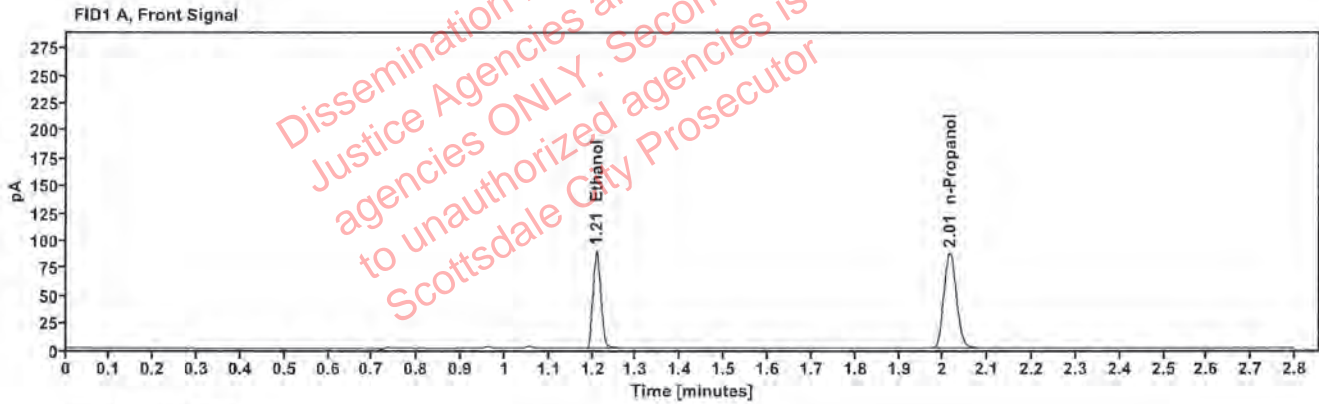


Table 1: FID 1 A (column DB-ALC1)

Compound	Amount (g/100mL)	Time (min)	Peak Area
>Ethanol	0.1831	1.209	113.633
n-Propanol	—	2.015	173.834

Table 2: FID 2 B (column DB-ALC2)

Compound	Time (min)	Peak Area
Ethanol	1.356	124.480
n-Propanol	2.434	187.501

Scottsdale Police Department Crime Lab Volatiles Analysis

Sample:	1380432	Vial:	47
Description:	[REDACTED]	LIMS ID:	[REDACTED]
Method:	ethanol quant.M	Sequence:	27Sep22
Instrument:	US14173023 CN14160045	Injection date:	9/27/2022 5:44:37 PM
Data file:	C:\Chem32\1\Data\27Sep22\47.D	Analyst:	Abbott

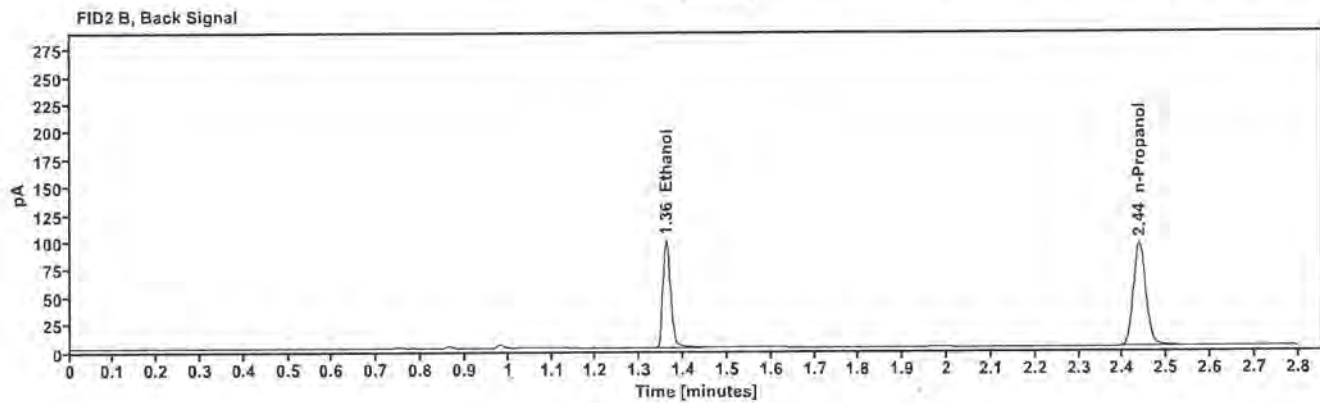
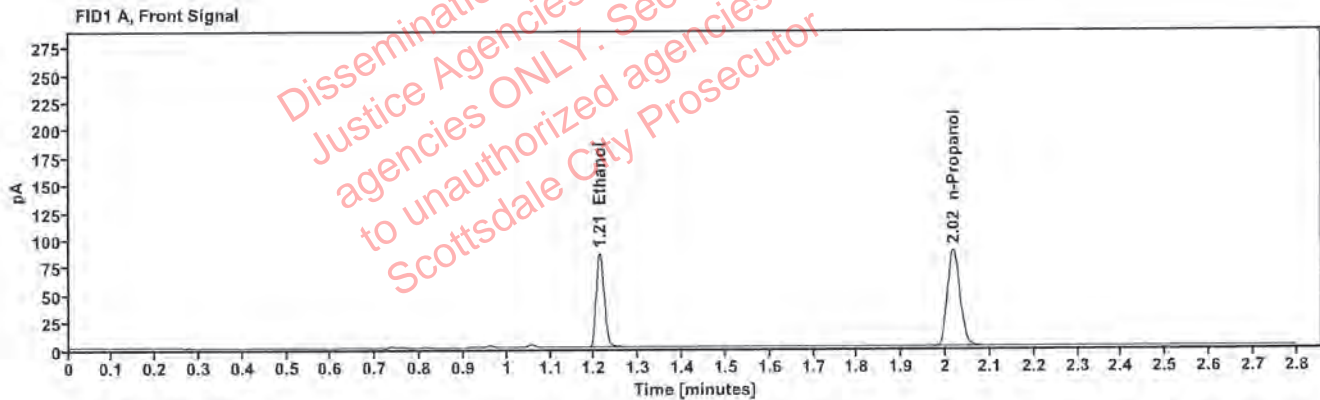


Table 1: FID 1 A (column DB-ALC1)

Compound	Amount (g/100mL)	Time (min)	Peak Area
>Ethanol	0.1753	1.212	109.847
n-Propanol	—	2.017	175.519

Table 2: FID 2 B (column DB-ALC2)

Compound	Time (min)	Peak Area
Ethanol	1.361	120.141
n-Propanol	2.438	190.288

Scottsdale Police Department Crime Lab Volatiles Analysis

Sample:	1380432	Vial:	48
Description:	[REDACTED]	LIMS ID:	[REDACTED]
Method:	ethanol quant.M	Sequence:	27Sep22
Instrument:	US14173023 CN14160045	Injection date:	9/27/2022 5:48:37 PM
Data file:	C:\Chem32\1\Data\27Sep22\48.D	Analyst:	Abbott

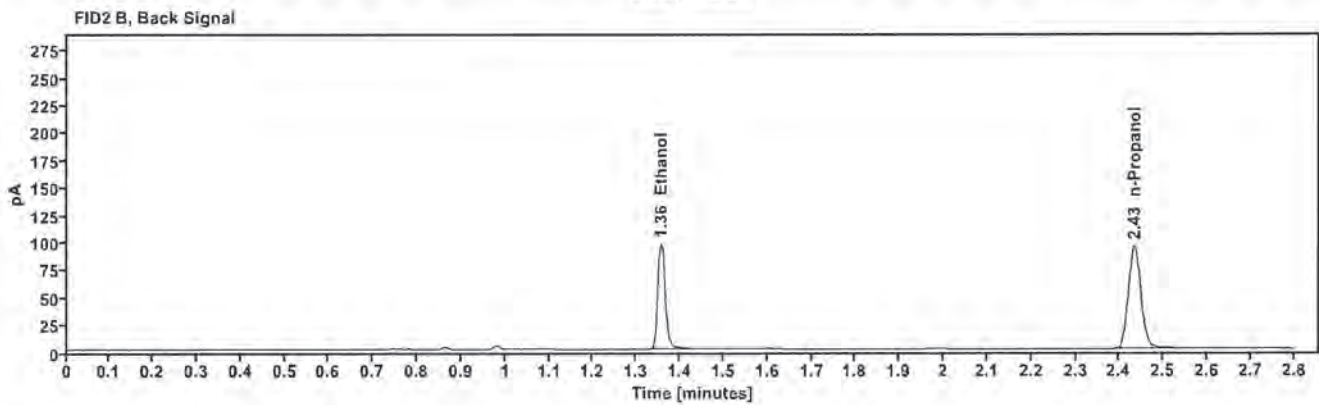
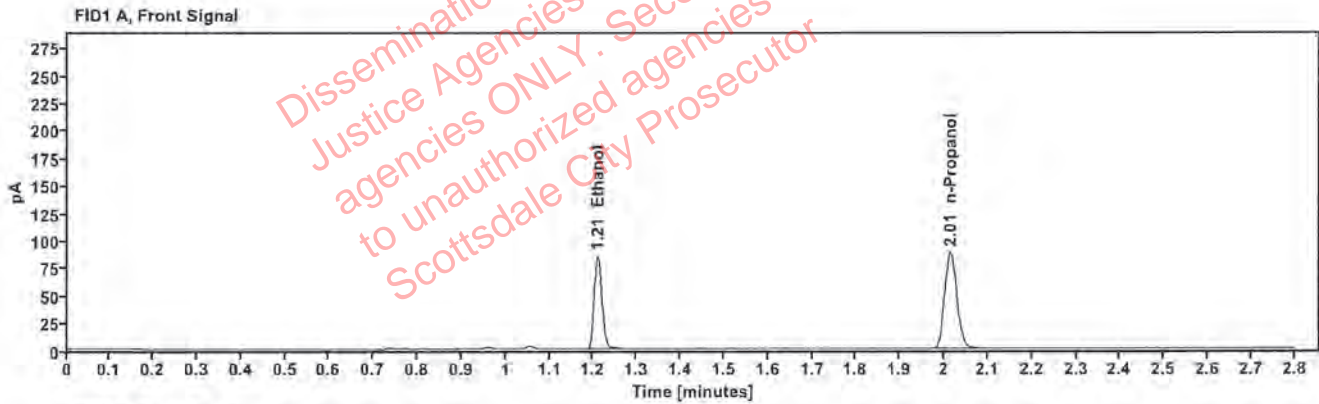


Table 1: FID 1 A (column DB-ALC1)

Compound	Amount (g/100mL)	Time (min)	Peak Area
>Ethanol	0.1727	1.209	107.939
n-Propanol	—	2.014	175.101

Table 2: FID 2 B (column DB-ALC2)

Compound	Time (min)	Peak Area
Ethanol	1.356	117.707
n-Propanol	2.434	189.913

[REDACTED]: Abbott, Lori - (28-Sep-2022)

Case: [REDACTED] User: LAbbott 9/28/2022

Scottsdale Police Department Crime Lab Volatiles Analysis

Sample:	1410350	Vial:	49
Description:	[REDACTED]	LIMS ID:	[REDACTED]
Method:	ethanol quant.M	Sequence:	27Sep22
Instrument:	US14173023 CN14160045	Injection date:	9/27/2022 5:52:52 PM
Data file:	C:\Chem32\1\Data\27Sep22\49.D	Analyst:	Abbott

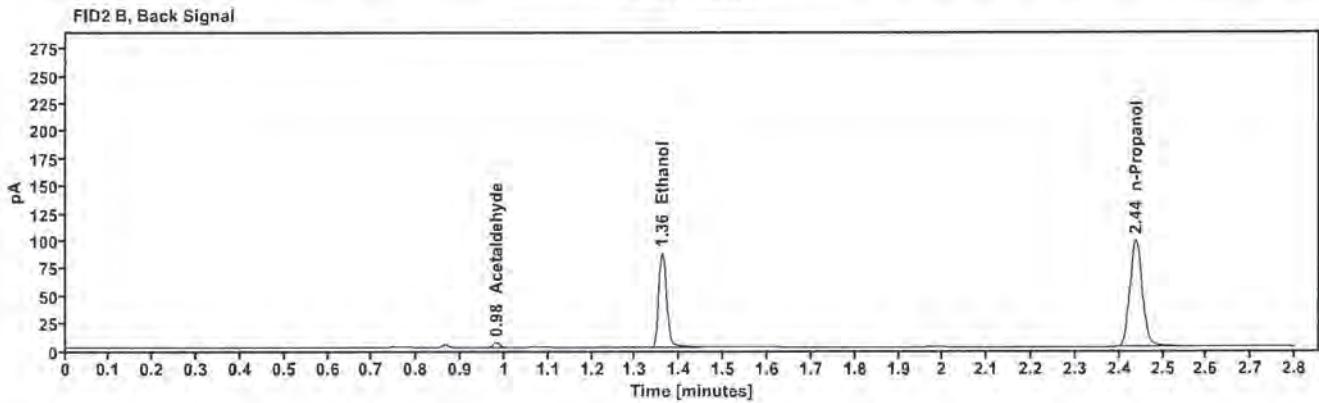
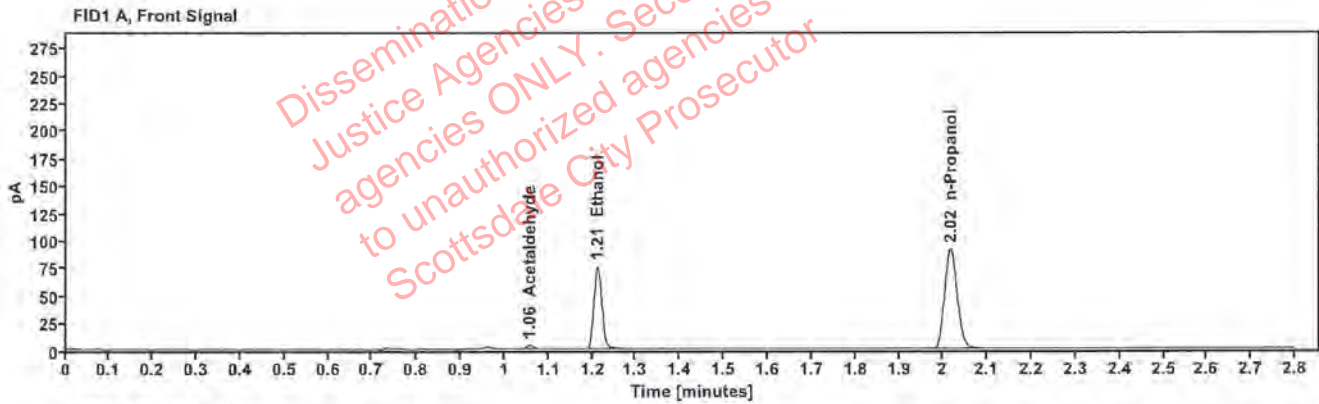


Table 1: FID 1 A (column DB-ALC1)

Compound	Amount (g/100mL)	Time (min)	Peak Area
Acetaldehyde	—	1.056	3.814
>Ethanol	0.1505	1.212	97.392
n-Propanol	—	2.017	181.441

Table 2: FID 2 B (column DB-ALC2)

Compound	Time (min)	Peak Area
Acetaldehyde	0.982	4.277
Ethanol	1.360	106.385
n-Propanol	2.437	196.333

Scottsdale Police Department Crime Lab Volatiles Analysis

Sample:	1410350	Vial:	50
Description:		LIMS ID:	
Method:	ethanol quant.M	Sequence:	27Sep22
Instrument:	US14173023 CN14160045	Injection date:	9/27/2022 5:56:52 PM
Data file:	C:\Chem32\1\Data\27Sep22\50.D	Analyst:	Abbott

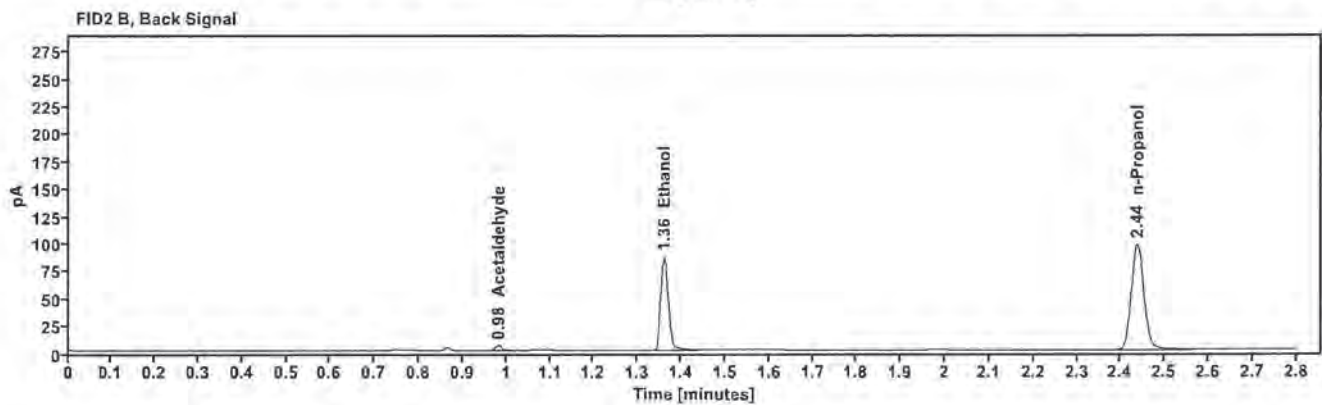
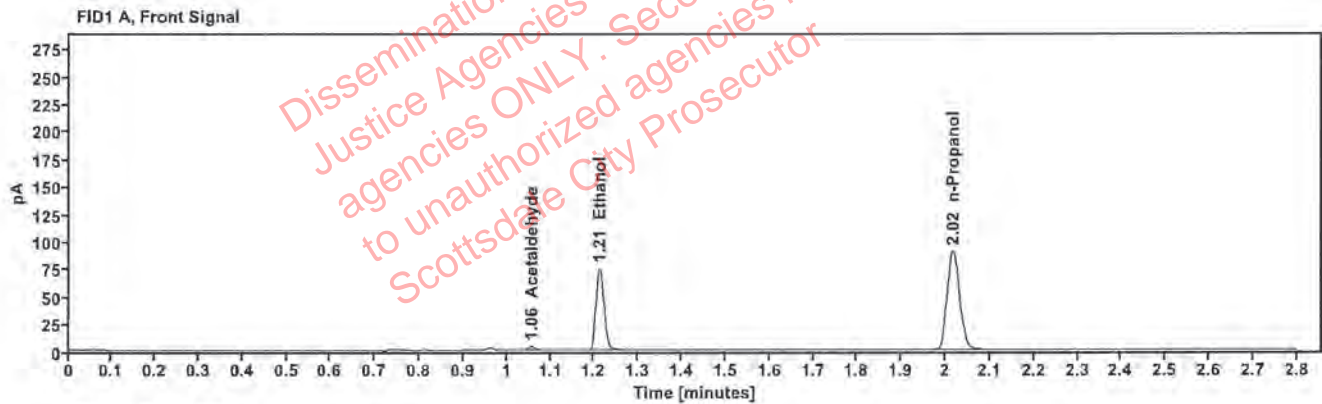


Table 1: FID 1 A (column DB-ALC1)

Compound	Amount (g/100mL)	Time (min)	Peak Area
Acetaldehyde	—	1.056	3.813
>Ethanol	0.1503	1.212	96.492
n-Propanol	—	2.017	180.057

Table 2: FID 2 B (column DB-ALC2)

Compound	Time (min)	Peak Area
Acetaldehyde	0.982	4.259
Ethanol	1.360	105.131
n-Propanol	2.437	194.958

[REDACTED] : Abbott, Lori - (28-Sep-2022)

Case: [REDACTED] User: LAbbott 9/28/2022

Scottsdale Police Department Crime Lab Volatiles Analysis

Sample:	1436476	Vial:	51
Description:	[REDACTED]	LIMS ID:	[REDACTED]
Method:	ethanol quant.M	Sequence:	27Sep22
Instrument:	US14173023 CN14160045	Injection date:	9/27/2022 6:00:53 PM
Data file:	C:\Chem32\1\Data\27Sep22\51.D	Analyst:	Abbott

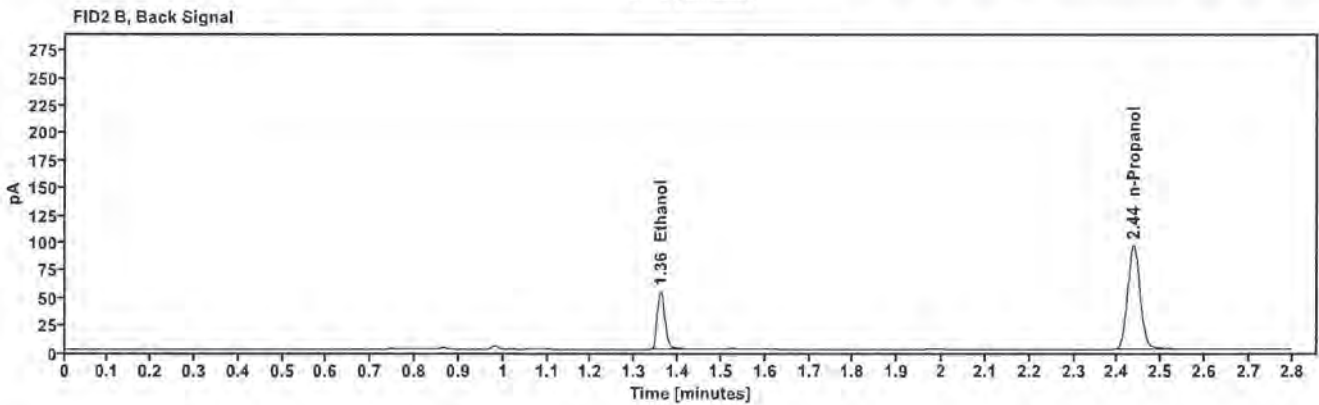
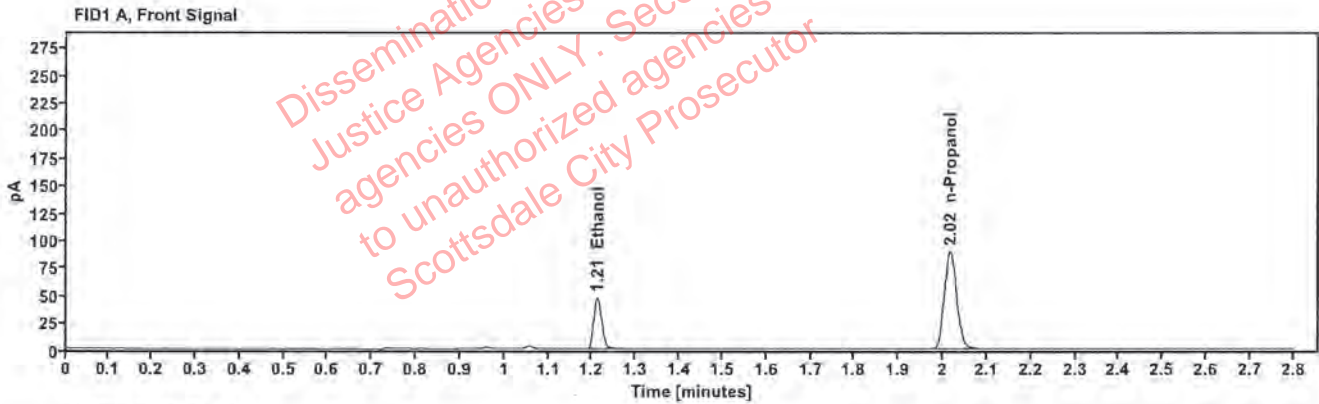


Table 1: FID 1 A (column DB-ALC1)

Compound	Amount (g/100mL)	Time (min)	Peak Area
>Ethanol	0.0957	1.211	60.479
n-Propanol	—	2.016	177.846

Table 2: FID 2 B (column DB-ALC2)

Compound	Time (min)	Peak Area
Ethanol	1.359	65.663
n-Propanol	2.436	192.059

: Abbott, Lori - (28-Sep-2022)

Case: User: LAbbott 9/28/2022

Scottsdale Police Department Crime Lab Volatiles Analysis

Sample:	1436476	Vial:	52
Description:		LIMS ID:	
Method:	ethanol quant.M	Sequence:	27Sep22
Instrument:	US14173023 CN14160045	Injection date:	9/27/2022 6:04:52 PM
Data file:	C:\Chem32\1\Data\27Sep22\52.D	Analyst:	Abbott

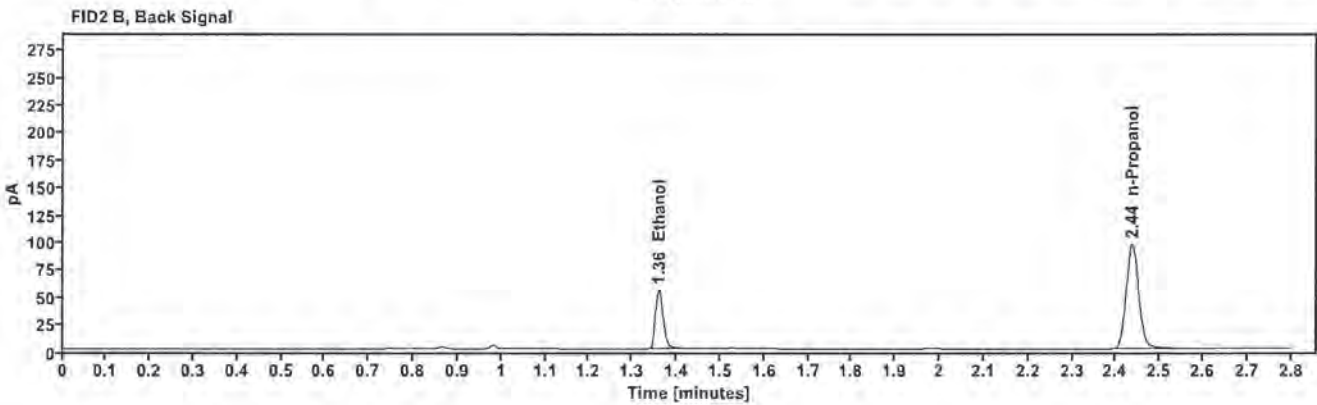
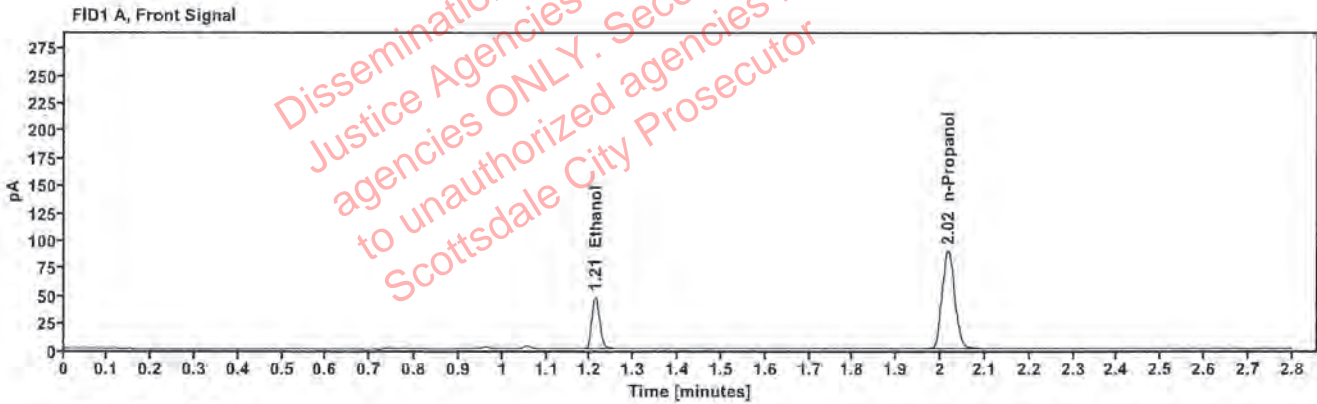


Table 1: FID 1 A (column DB-ALC1)

Compound	Amount (g/100mL)	Time (min)	Peak Area
>Ethanol	0.0958	1.212	60.907
n-Propanol	—	2.017	178.867

Table 2: FID 2 B (column DB-ALC2)

Compound	Time (min)	Peak Area
Ethanol	1.360	66.148
n-Propanol	2.437	193.353