

SCOTTSDALE POLICE DEPARTMENT CRIME LABORATORY BLOOD ALCOHOL FACE SHEET

ANALYSIS DATE 05/23/2023 SEQUENCE NAME 23May23

EQUIPMENT

Pipettor Hamilton ML600EH7497 Hamilton ML600GJ10749
 Gas Chromatograph Agilent US14173023

INSTRUMENT CALIBRATION

Vial 1 0.02 calibrator Lot FN10051909 Coefficient of determination (r²)
 Vial 2 0.10 calibrator Lot FN05311902 0.99997
 Vial 3 0.20 calibrator Lot FN02052101
 Vial 4 0.40 calibrator Lot FN03052102

CALIBRATION VERIFICATION AND RESOLUTION TEST

Vial	Sample	Expected result	Measured result	Manufacturer/lot
5	Blank	Not detected	Not detected	SPD lab 011823WB
6	Volatiles mixture	6 compounds	6 compounds	SPD lab 050721MIX
7	Aqueous control	0.400 g/dL	0.397 g/dL	Lipomed 30012020-A
8	Aqueous control	0.040 g/dL	0.040 g/dL	Lipomed 14082019-B
9	Blood control	0.199 g/dL	0.203 g/dL	ACQ 4110320133/10
20	Aqueous control	0.080 g/dL	0.079 g/dL	Lipomed 20012020-B
31	Aqueous control	0.080 g/dL	0.080 g/dL	Lipomed 20012020-B
42	Blood control	0.199 g/dL	0.202 g/dL	ACQ 4110320133/10
53	Aqueous control	0.400 g/dL	0.402 g/dL	Lipomed 30012020-A
54	Aqueous control	0.040 g/dL	0.040 g/dL	Lipomed 14082019-B
55	Blood control	0.199 g/dL	0.205 g/dL	ACQ 4110320133/10
56	Blank	Not detected	Not detected	SPD lab 031623AQ

SUBJECT SAMPLES

Subjects in the sequence 13 Subjects requiring reanalysis 0

ADDITIONAL NOTES: All testing proceeded as expected. This batch also includes four proficiency test samples and verification of three reference standards.

Run valid Run invalid [Signature] Analyst
 Run valid Run invalid [Signature] Technical Reviewer

Scottsdale Police Department Crime Laboratory Sequence Quality Assurance Summary

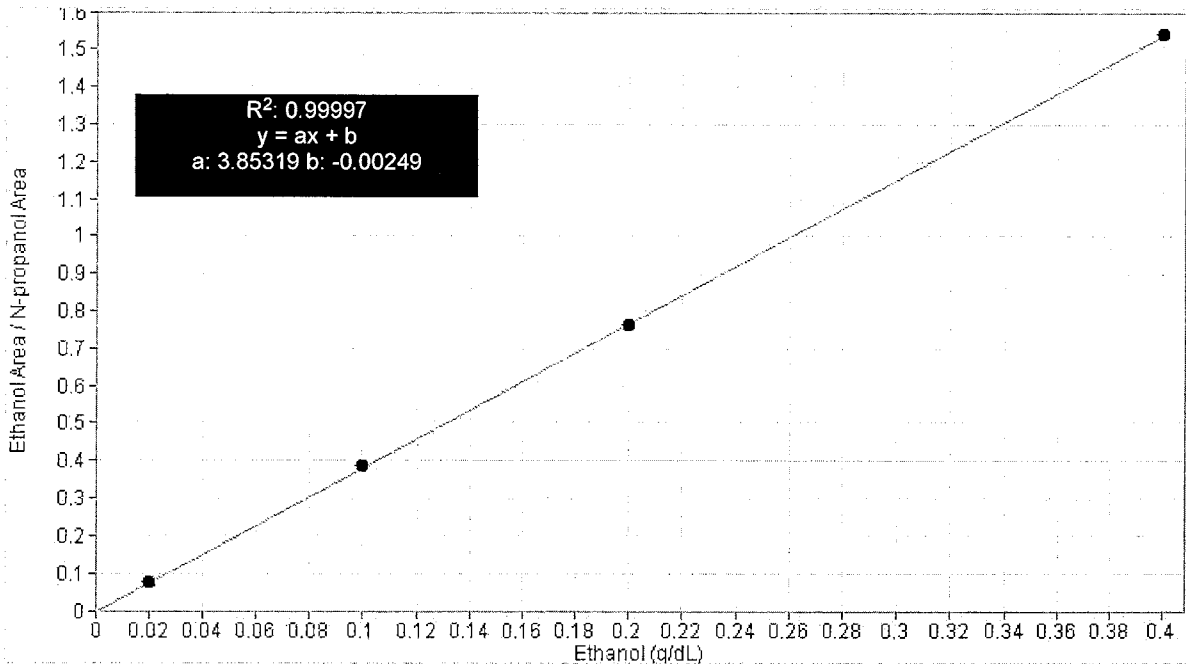
SEQUENCE NAME: 23May23

ANALYST: Abbott

Sample Name	Vial	Measured Value (g/dL)	Expected Value (g/dL)	Percent Difference	Absolute Difference (g/dL)
blank 011823WB	5	negative	negative	-	-
0.400 30012020-A	7	0.397	0.400	0.75	-0.003
0.040 14082019-B	8	0.040	0.040	0.00	0.000
0.199 4110320133/10	9	0.203	0.199	2.01	0.004
0.080 20012020-B	20	0.079	0.080	1.25	-0.001
0.080 20012020-B	31	0.080	0.080	0.00	0.000
0.199 4110320133/10	42	0.202	0.199	1.51	0.003
0.400 30012020-A	53	0.402	0.400	0.50	0.002
0.040 14082019-B	54	0.040	0.040	0.00	0.000
0.199 4110320133/10	55	0.205	0.199	3.02	0.006
blank 031623AQ	56	negative	negative	-	-

Calibrator	Ethanol Area	N-propanol Area	Ratio
0.020	11.838	157.978	0.075
0.100	61.385	159.108	0.386
0.200	122.541	160.601	0.763
0.400	240.860	156.342	1.541

Calibration Line



Scottsdale Police Department Crime Lab Volatiles Analysis

Sample: FN10051909	Vial: 1
Description: 0.020 calibrator	Sequence: 23May23
Method: ethanol quant.M	Injection date: 5/23/2023 11:54:06 AM
Instrument: US14173023 CN14160045	Analyst: Abbott <i>pl</i>
Data file: C:\Chem32\1\Data\23May23\1.D	

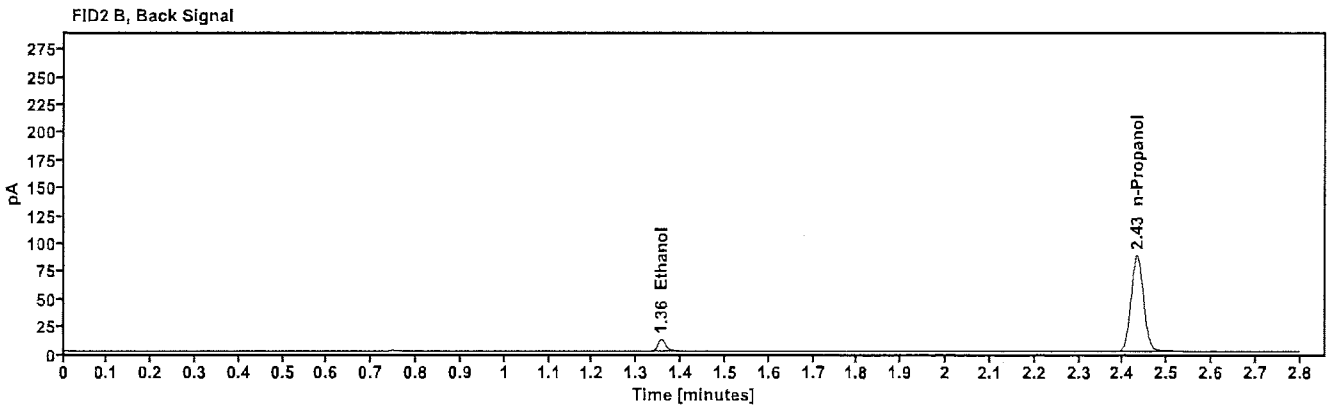
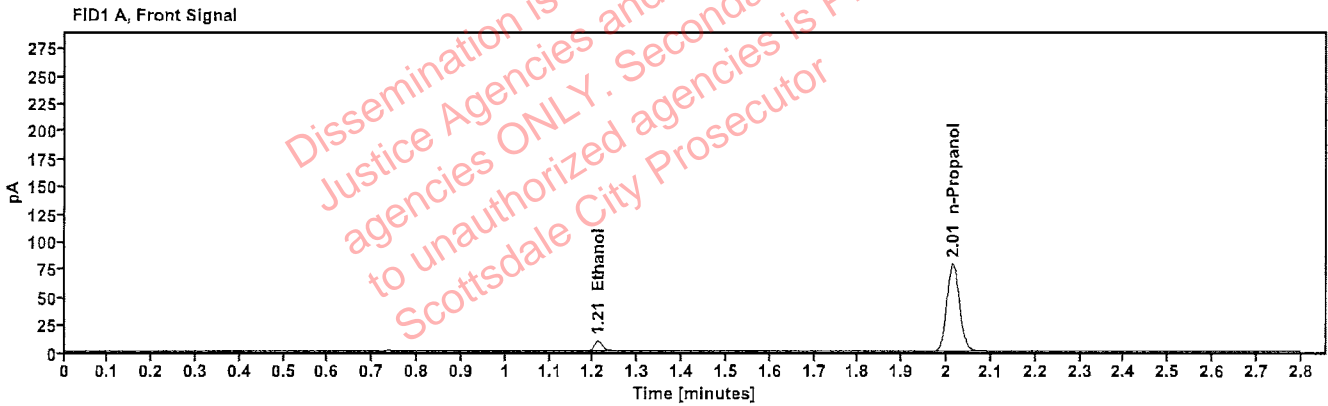


Table 1: FID 1 A (column DB-ALC1)

Compound	Time (min)	Peak Area
Ethanol	1.210	11.838
n-Propanol	2.013	157.978

Table 2: FID 2 B (column DB-ALC2)

Compound	Time (min)	Peak Area
Ethanol	1.355	12.856
n-Propanol	2.432	172.119

Scottsdale Police Department Crime Lab Volatiles Analysis

Sample: FN05311902	Vial: 2
Description: 0.100 calibrator	Sequence: 23May23
Method: ethanol quant.M	Injection date: 5/23/2023 11:58:07 AM
Instrument: US14173023 CN14160045	Analyst: Abbott <i>[Signature]</i>
Data file: C:\Chem32\1\Data\23May23\2.D	

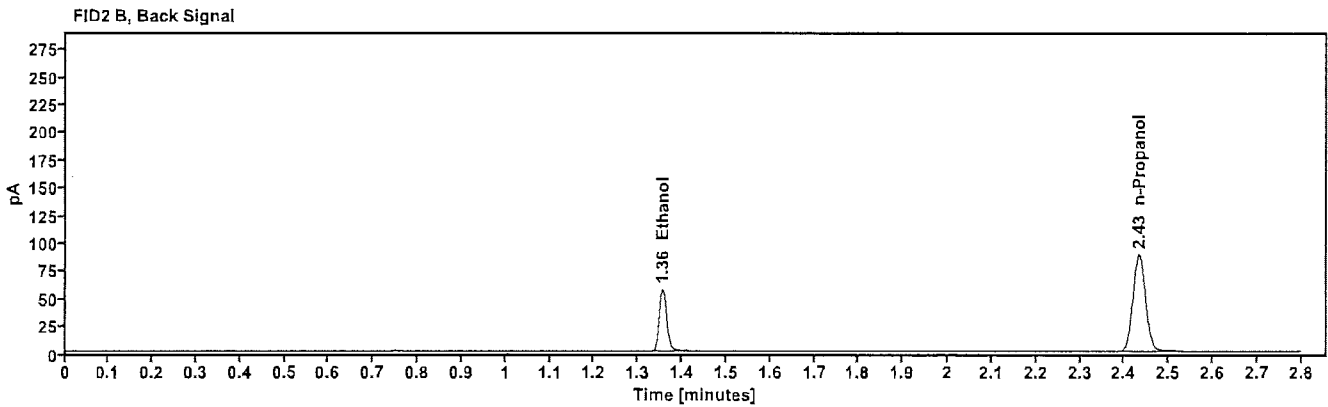
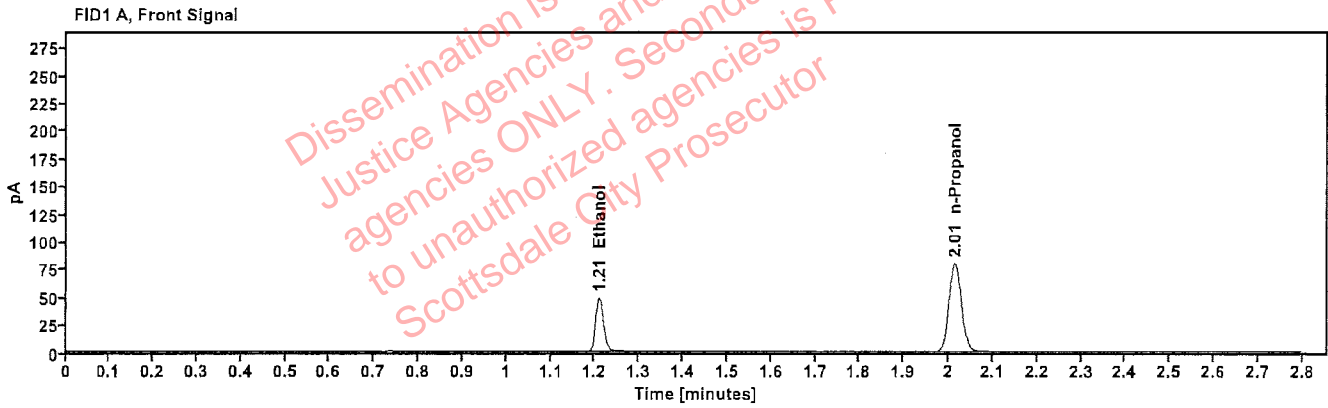


Table 1: FID 1 A (column DB-ALC1)

Compound	Time (min)	Peak Area
Ethanol	1.209	61.385
n-Propanol	2.014	159.108

Table 2: FID 2 B (column DB-ALC2)

Compound	Time (min)	Peak Area
Ethanol	1.355	67.013
n-Propanol	2.433	173.303

Scottsdale Police Department Crime Lab Volatiles Analysis

Sample: FN02052101	Vial: 3
Description: 0.200 calibrator	Sequence: 23May23
Method: ethanol quant.M	Injection date: 5/23/2023 12:02:07 PM
Instrument: US14173023 CN14160045	Analyst: Abbott <i>JA</i>
Data file: C:\Chem32\1\Data\23May23\3.D	

Dissemination is restricted to Criminal Justice Agencies and authorized agencies ONLY. Secondary dissemination to unauthorized agencies is PROHIBITED. Scottsdale City Prosecutor

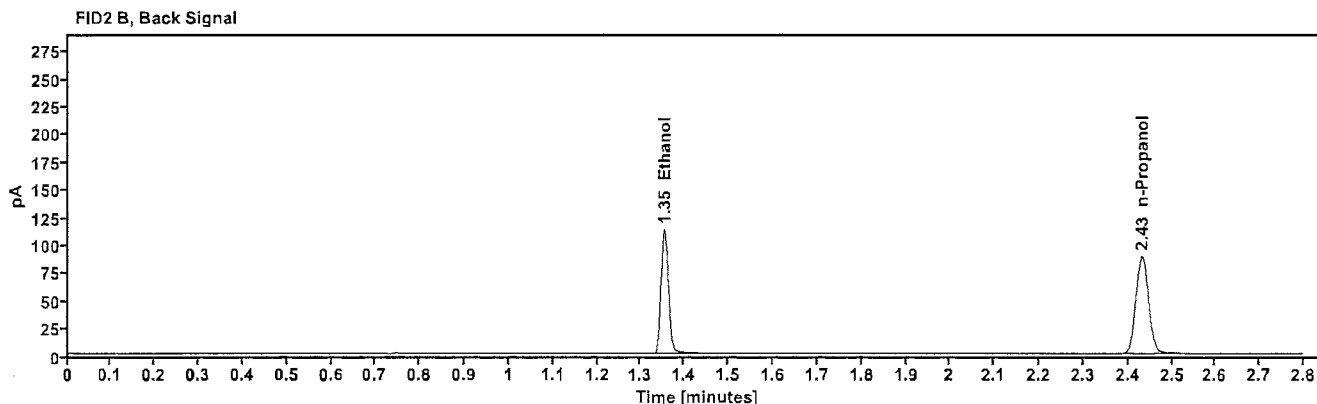
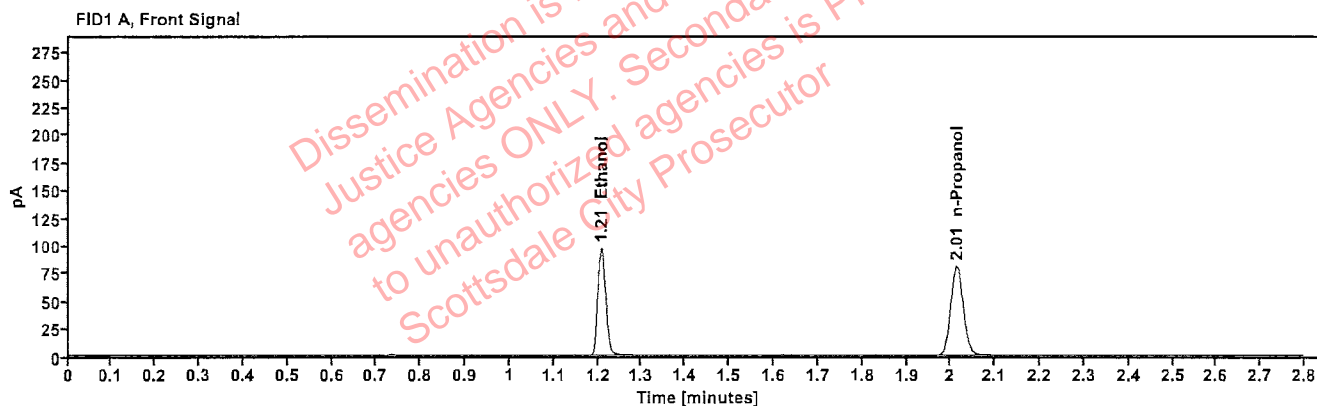


Table 1: FID 1 A (column DB-ALC1)

Compound	Time (min)	Peak Area
Ethanol	1.208	122.541
n-Propanol	2.013	160.601

Table 2: FID 2 B (column DB-ALC2)

Compound	Time (min)	Peak Area
Ethanol	1.353	134.361
n-Propanol	2.432	175.007

Scottsdale Police Department Crime Lab Volatiles Analysis

Sample: FN03052102	Vial: 4
Description: 0.400 calibrator	Sequence: 23May23
Method: ethanol quant.M	Injection date: 5/23/2023 12:06:06 PM
Instrument: US14173023 CN14160045	Analyst: Abbott <i>JA</i>
Data file: C:\Chem32\1\Data\23May23\4.D	

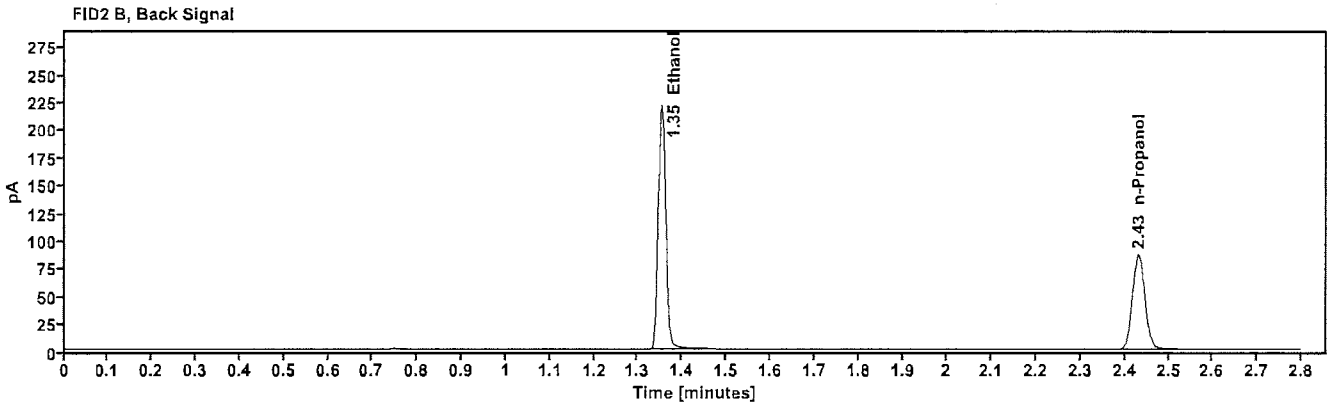
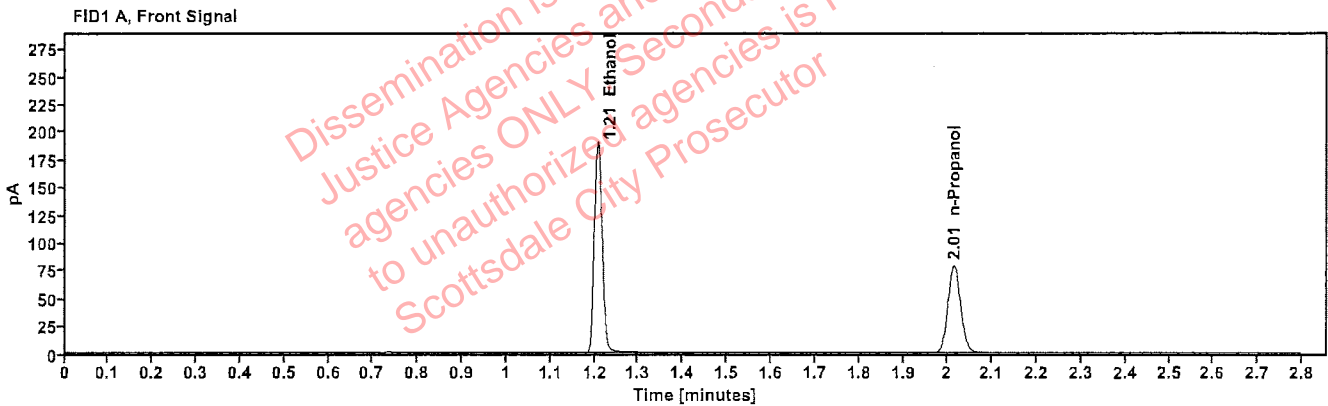


Table 1: FID 1 A (column DB-ALC1)

Compound	Time (min)	Peak Area
Ethanol	1.207	240.860
n-Propanol	2.013	156.342

Table 2: FID 2 B (column DB-ALC2)

Compound	Time (min)	Peak Area
Ethanol	1.353	264.968
n-Propanol	2.431	170.443

Scottsdale Police Department Crime Lab Volatiles Analysis

Sample:	011823WB	Vial:	5
Description:	Negative	LIMS ID:	
Method:	ethanol quant.M	Sequence:	23May23
Instrument:	US14173023 CN14160045	Injection date:	5/23/2023 12:10:06 PM
Data file:	C:\Chem32\1\Data\23May23\5.D	Analyst:	Abbott

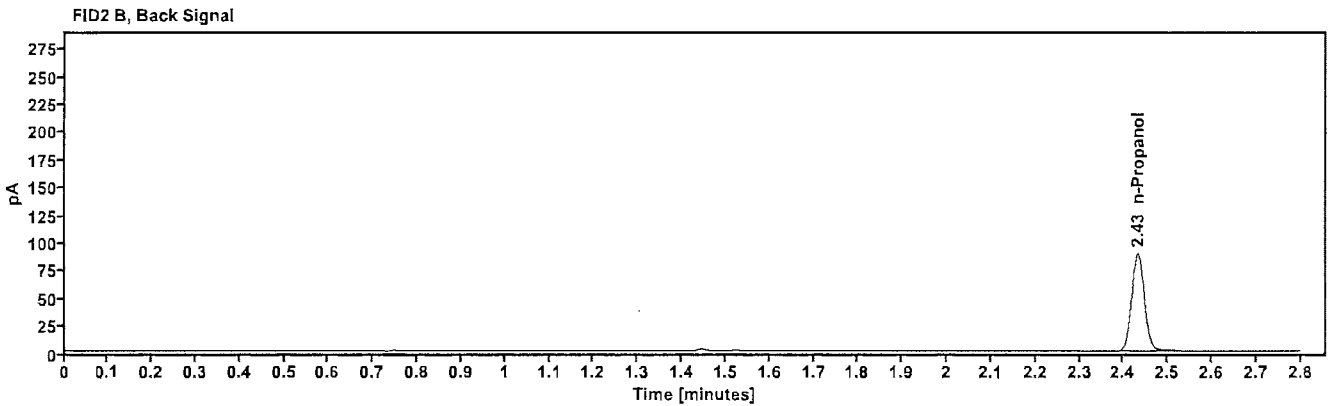
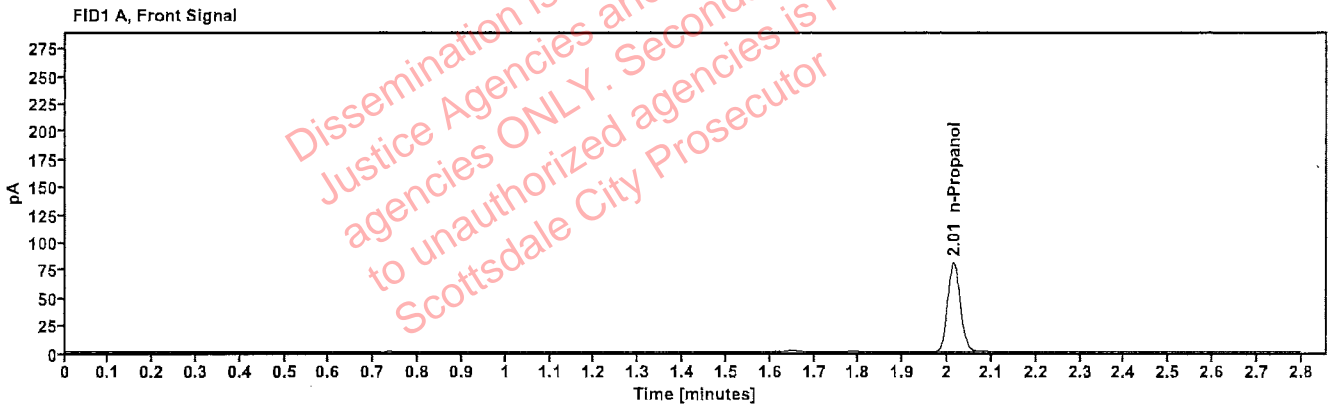


Table 1: FID 1 A (column DB-ALC1)

Compound	Amount (g/100mL)	Time (min)	Peak Area
n-Propanol	-----	2.014	161.126

Table 2: FID 2 B (column DB-ALC2)

Compound	Time (min)	Peak Area
n-Propanol	2.432	175.693

Scottsdale Police Department Crime Lab Volatiles Analysis

Sample: 050721MIX	Vial: 6
Description: Volatiles mix	LIMS ID:
Method: ethanol quant.M	Sequence: 23May23
Instrument: US14173023 CN14160045	Injection date: 5/23/2023 12:14:06 PM
Data file: C:\Chem32\1\Data\23May23\6.D	Analyst: Abbott <i>JA</i>

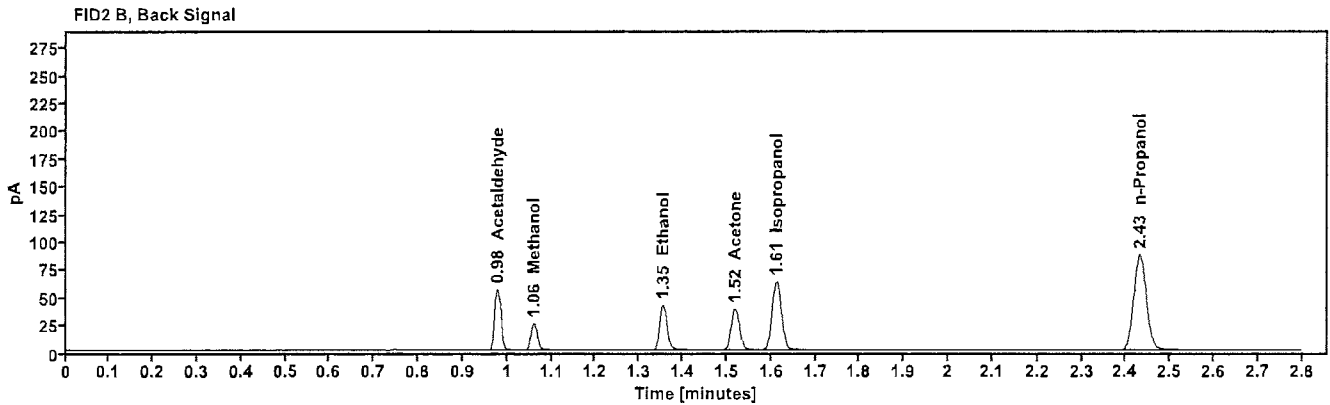
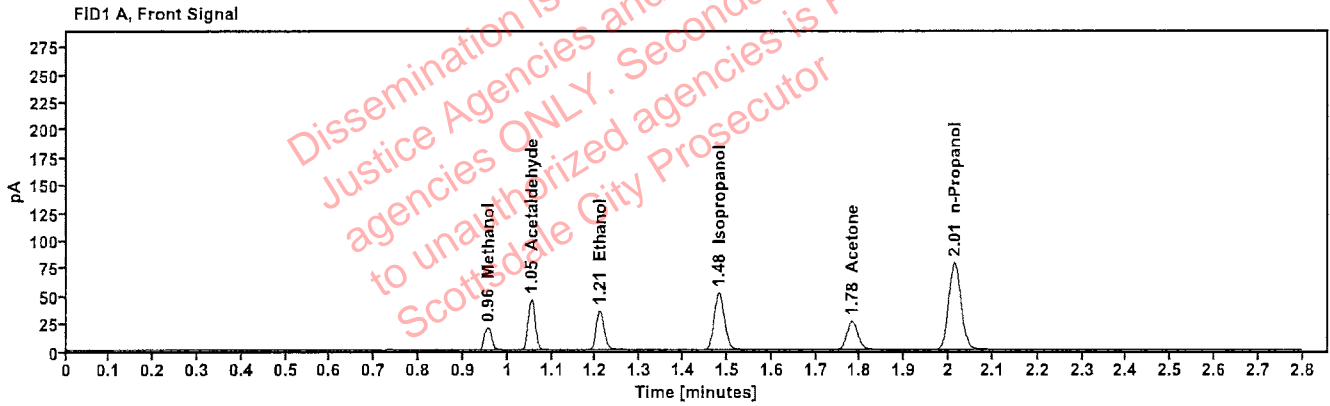


Table 1: FID 1 A (column DB-ALC1)

Compound	Amount (g/100mL)	Time (min)	Peak Area
Methanol	-----	0.955	22.954
Acetaldehyde	-----	1.053	50.365
>Ethanol	0.0748	1.209	44.911
Isopropanol	-----	1.481	82.563
Acetone	-----	1.782	44.445
n-Propanol	-----	2.013	157.218

Table 2: FID 2 B (column DB-ALC2)

Compound	Time (min)	Peak Area
Acetaldehyde	0.978	56.235
Methanol	1.060	25.382
Ethanol	1.354	49.106
Acetone	1.519	48.891
Isopropanol	1.612	91.551
n-Propanol	2.431	171.316

Scottsdale Police Department Crime Lab Volatiles Analysis

Sample: 30012020-A	Vial: 7
Description: 0.400	LIMS ID:
Method: ethanol quant.M	Sequence: 23May23
Instrument: US14173023 CN14160045	Injection date: 5/23/2023 12:18:21 PM
Data file: C:\Chem32\1\Data\23May23\7.D	Analyst: Abbott <i>Abbott</i>

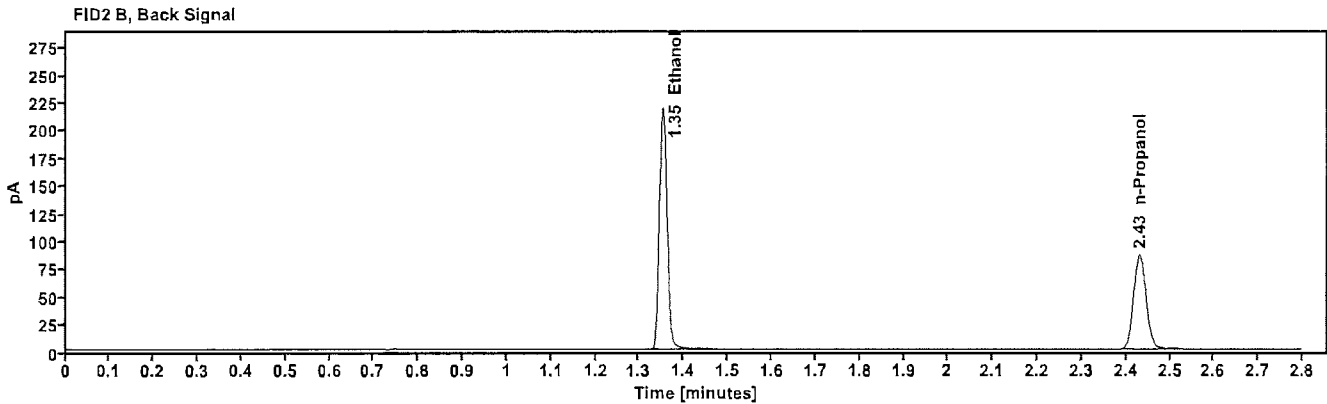
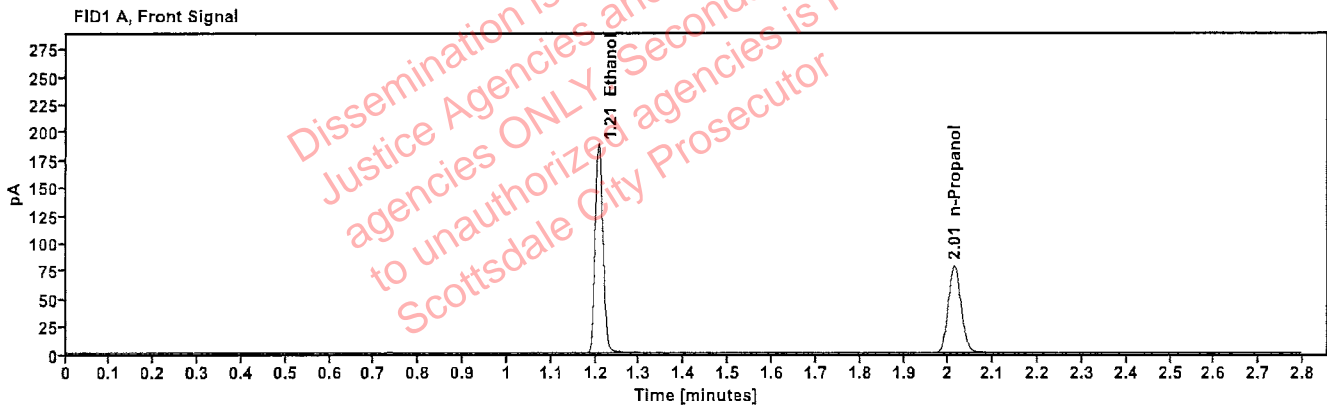


Table 1: FID 1 A (column DB-ALC1)

Compound	Amount (g/100mL)	Time (min)	Peak Area
>Ethanol	0.3972	1.207	238.859
n-Propanol	-----	2.013	156.326

Table 2: FID 2 B (column DB-ALC2)

Compound	Time (min)	Peak Area
Ethanol	1.353	262.887
n-Propanol	2.431	170.240

Scottsdale Police Department Crime Lab Volatiles Analysis

Sample: 14082019-B	Vial: 8
Description: 0.040	LIMS ID:
Method: ethanol quant.M	Sequence: 23May23
Instrument: US14173023 CN14160045	Injection date: 5/23/2023 12:22:21 PM
Data file: C:\Chem32\1\Data\23May23\8.D	Analyst: Abbott

Abbott

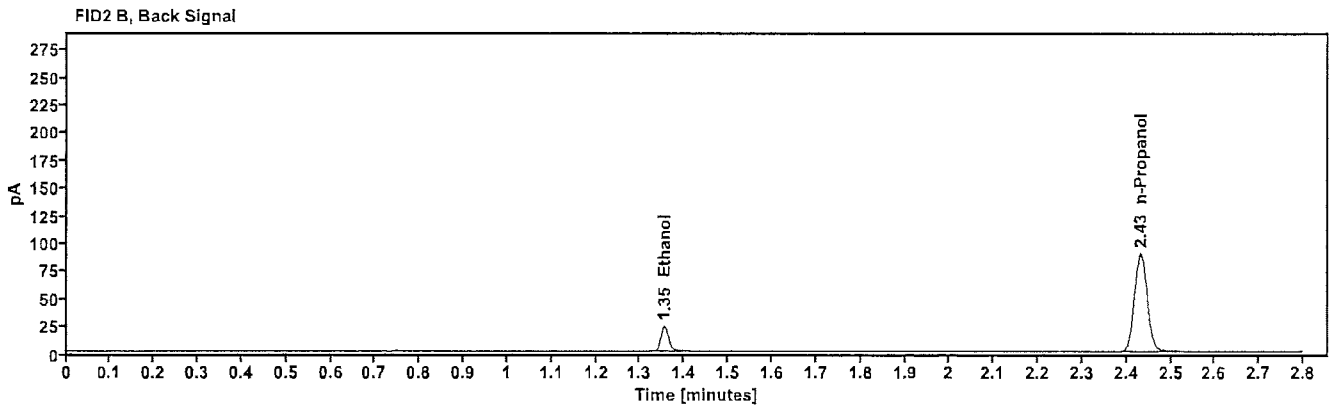
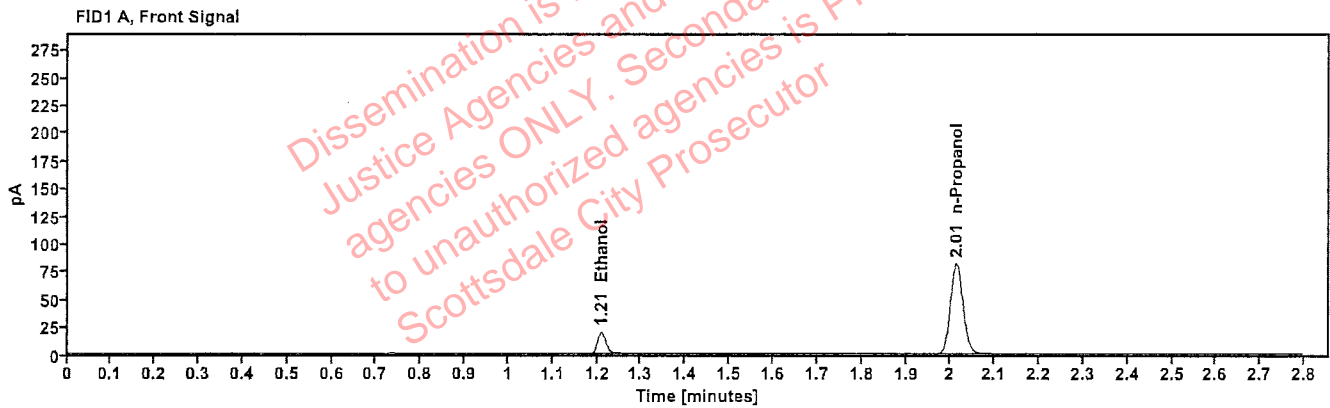


Table 1: FID 1 A (column DB-ALC1)

Compound	Amount (g/100mL)	Time (min)	Peak Area
>Ethanol	0.0406	1.209	24.979
n-Propanol	----	2.013	162.267

Table 2: FID 2 B (column DB-ALC2)

Compound	Time (min)	Peak Area
Ethanol	1.355	27.283
n-Propanol	2.431	176.950

Scottsdale Police Department Crime Lab Volatiles Analysis

Sample: 4110320133/10	Vial: 9
Description: 0.199	LIMS ID:
Method: ethanol quant.M	Sequence: 23May23
Instrument: US14173023 CN14160045	Injection date: 5/23/2023 12:26:21 PM
Data file: C:\Chem32\1\Data\23May23\9.D	Analyst: Abbott

Abbott

Dissemination is restricted to Criminal Justice Agencies and authorized agencies ONLY. Secondary dissemination to unauthorized agencies is PROHIBITED. Scottsdale City Prosecutor

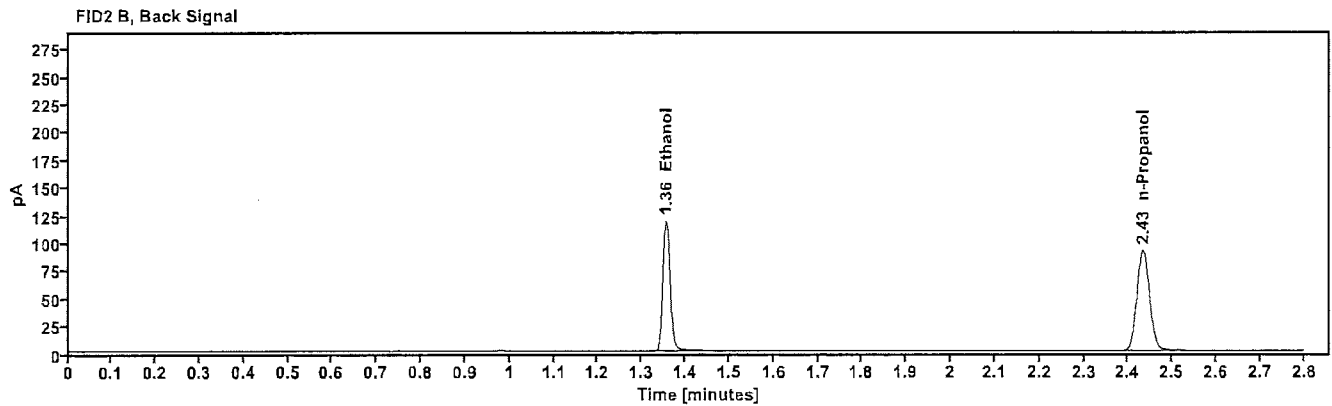
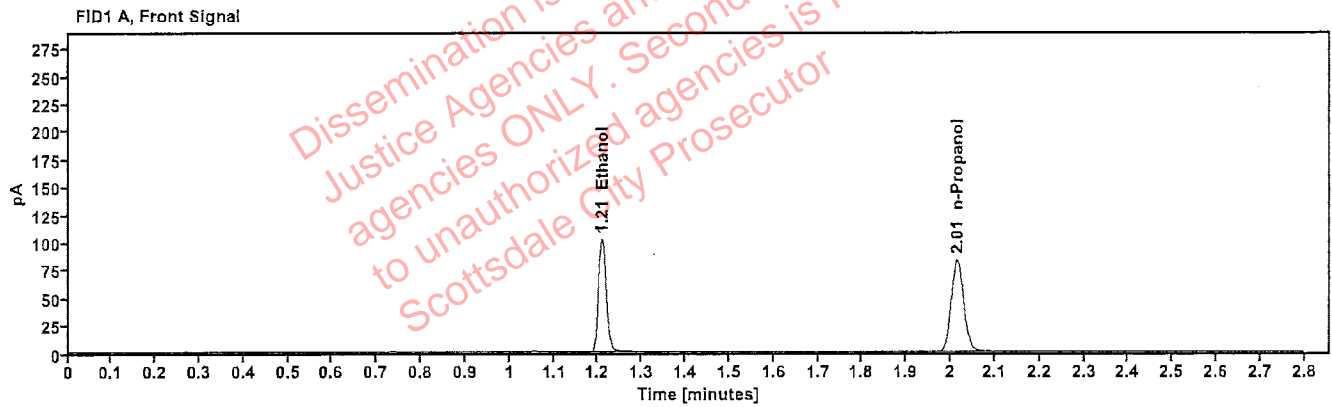


Table 1: FID 1 A (column DB-ALC1)

Compound	Amount (g/100mL)	Time (min)	Peak Area
>Ethanol	0.2031	1.209	129.360
n-Propanol	-----	2.014	165.848

Table 2: FID 2 B (column DB-ALC2)

Compound	Time (min)	Peak Area
Ethanol	1.355	141.876
n-Propanol	2.433	180.861

Scottsdale Police Department Crime Lab Volatiles Analysis

Sample: 20012020-B	Vial: 20
Description: 0.080	LIMS ID:
Method: ethanol quant.M	Sequence: 23May23
Instrument: US14173023 CN14160045	Injection date: 5/23/2023 1:10:51 PM
Data file: C:\Chem32\1\Data\23May23\20.D	Analyst: Abbott

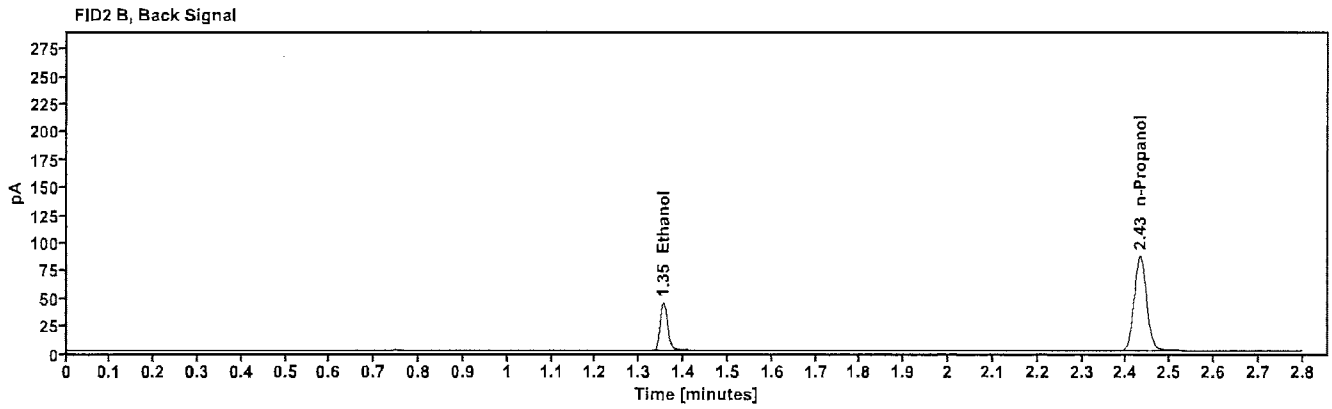
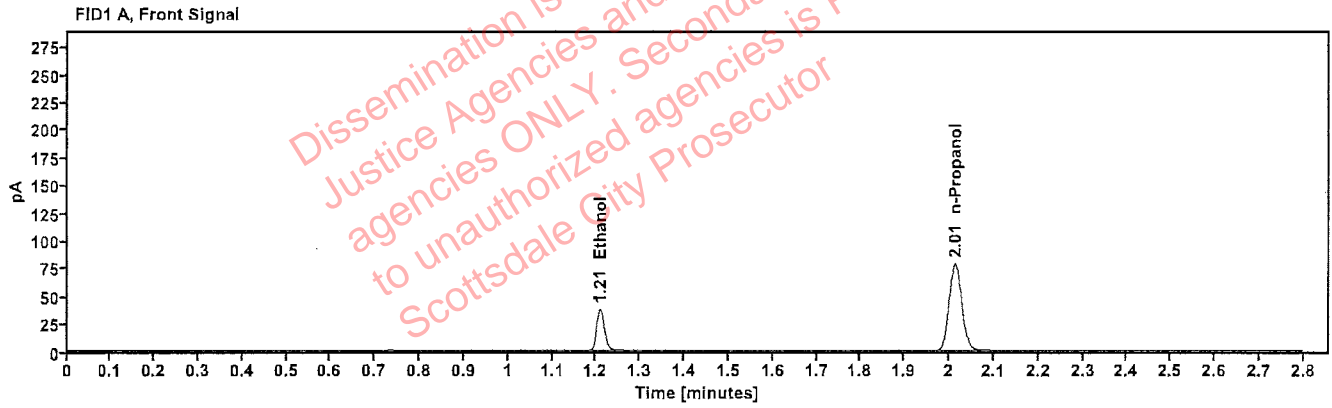


Table 1: FID 1 A (column DB-ALC1)

Compound	Amount (g/100mL)	Time (min)	Peak Area
>Ethanol	0.0798	1.209	47.883
n-Propanol	-----	2.013	156.947

Table 2: FID 2 B (column DB-ALC2)

Compound	Time (min)	Peak Area
Ethanol	1.354	52.294
n-Propanol	2.432	170.983

Scottsdale Police Department Crime Lab Volatiles Analysis

Sample:	20012020-B	Vial:	31
Description:	0.080	LIMS ID:	
Method:	ethanol quant.M	Sequence:	23May23
Instrument:	US14173023 CN14160045	Injection date:	5/23/2023 1:55:21 PM
Data file:	C:\Chem32\1\Data\23May23\31.D	Analyst:	Abbott Jh

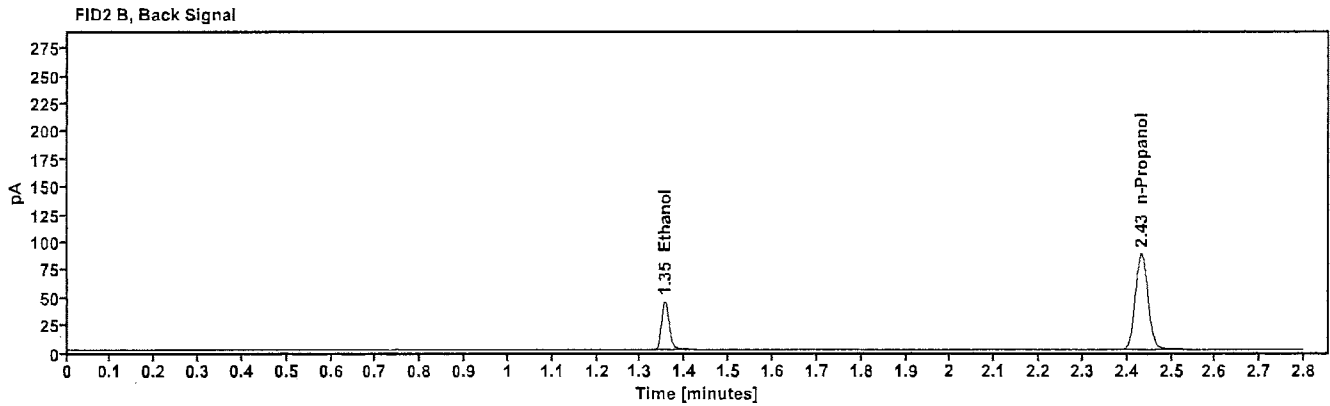
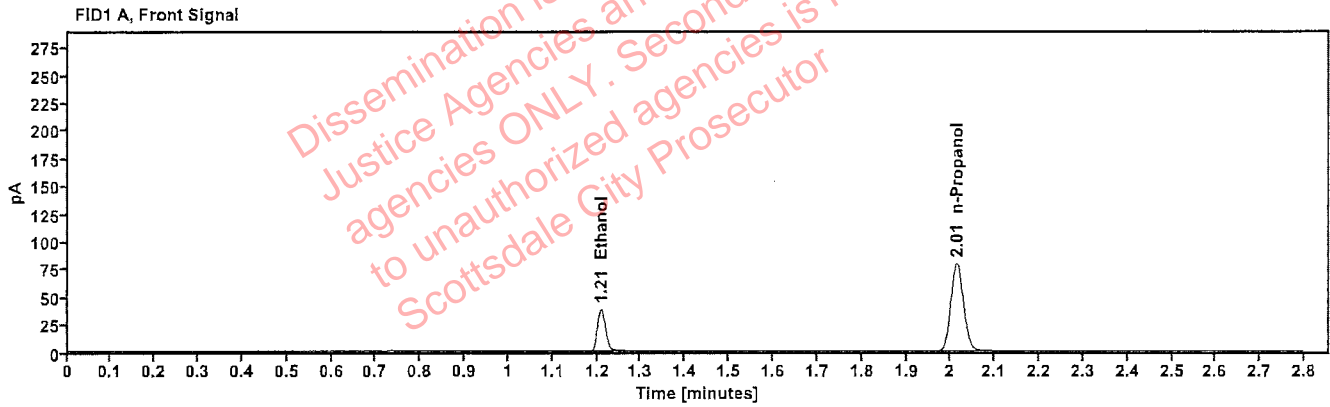


Table 1: FID 1 A (column DB-ALC1)

Compound	Amount (g/100mL)	Time (min)	Peak Area
>Ethanol	0.0803	1.209	48.657
n-Propanol	-----	2.014	158.570

Table 2: FID 2 B (column DB-ALC2)

Compound	Time (min)	Peak Area
Ethanol	1.355	53.141
n-Propanol	2.432	172.826

Scottsdale Police Department Crime Lab Volatiles Analysis

Sample:	4110320133/10	Vial:	42
Description:	0.199	LIMS ID:	
Method:	ethanol quant.M	Sequence:	23May23
Instrument:	US14173023 CN14160045	Injection date:	5/23/2023 2:39:37 PM
Data file:	C:\Chem32\1\Data\23May23\42.D	Analyst:	Abbott

Abbott

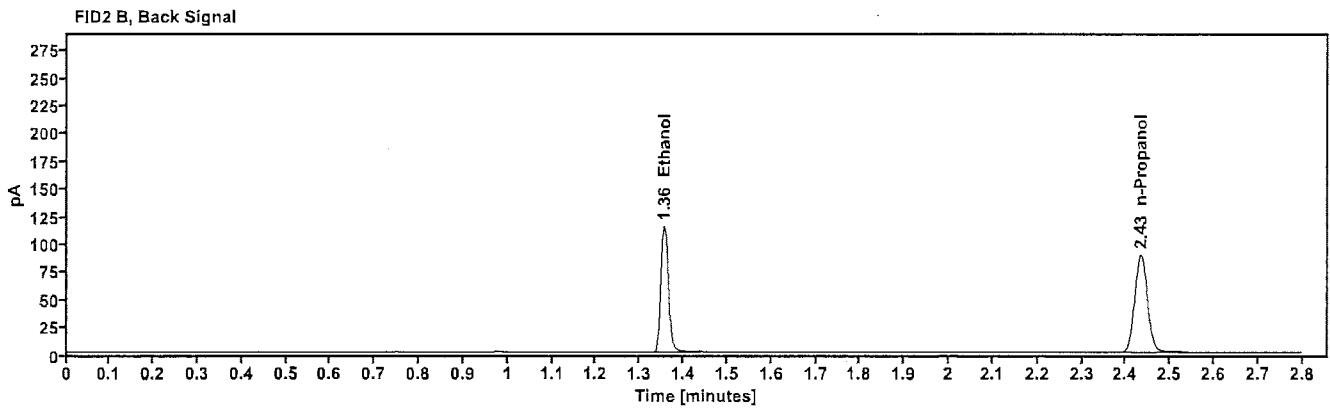
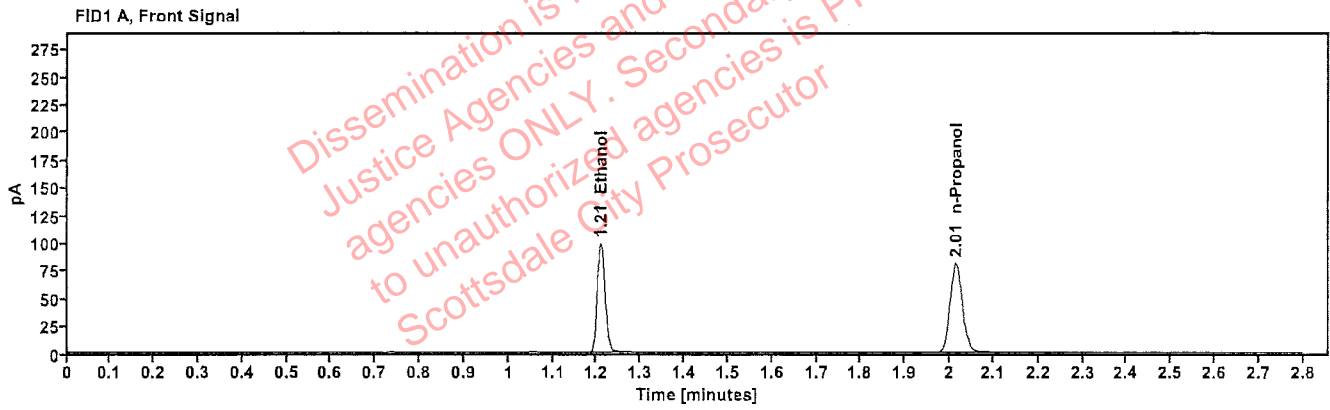


Table 1: FID 1 A (column DB-ALC1)

Compound	Amount (g/100mL)	Time (min)	Peak Area
>Ethanol	0.2026	1.209	125.227
n-Propanol	---	2.014	160.958

Table 2: FID 2 B (column DB-ALC2)

Compound	Time (min)	Peak Area
Ethanol	1.355	137.234
n-Propanol	2.433	175.464

Scottsdale Police Department Crime Lab Volatiles Analysis

Sample: 30012020-A	Vial: 53
Description: 0.400	LIMS ID:
Method: ethanol quant.M	Sequence: 23May23
Instrument: US14173023 CN14160045	Injection date: 5/23/2023 3:24:06 PM
Data file: C:\Chem32\1\Data\23May23\53.D	Analyst: Abbott

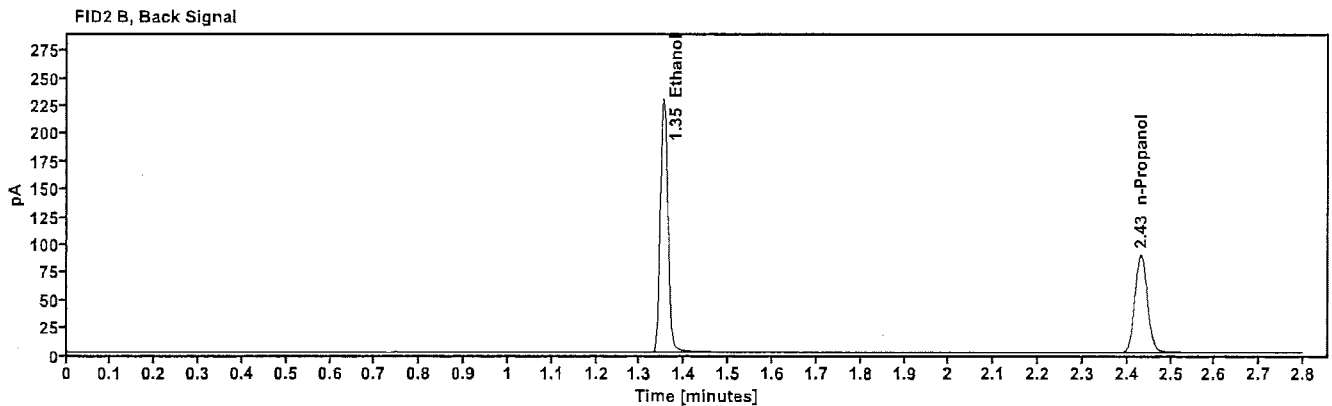
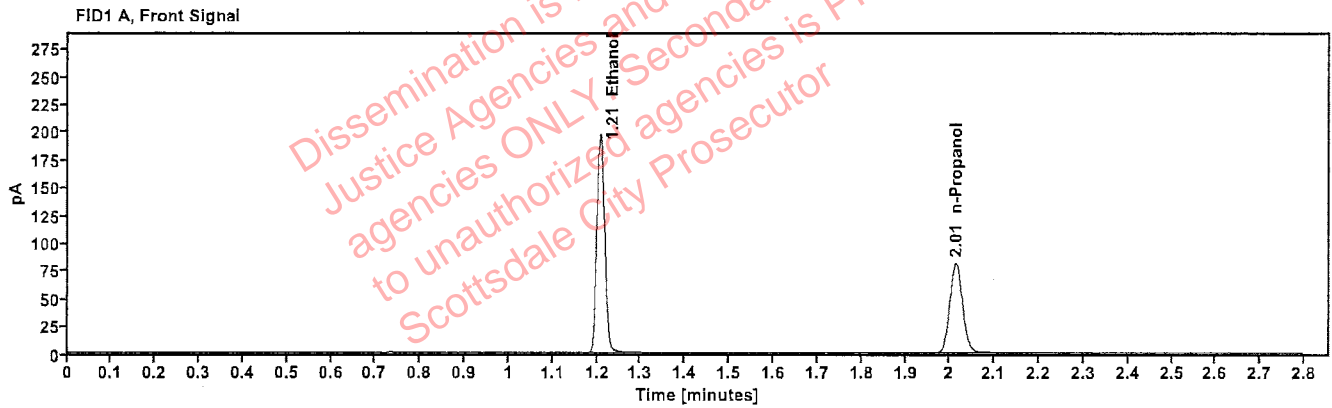


Table 1: FID 1 A (column DB-ALC1)

Compound	Amount (g/100mL)	Time (min)	Peak Area
>Ethanol	0.4021	1.207	250.395
n-Propanol	—	2.013	161.889

Table 2: FID 2 B (column DB-ALC2)

Compound	Time (min)	Peak Area
Ethanol	1.353	275.692
n-Propanol	2.432	176.424

Scottsdale Police Department Crime Lab Volatiles Analysis

Sample: 14082019-B	Vial: 54
Description: 0.040	LIMS ID:
Method: ethanol quant.M	Sequence: 23May23
Instrument: US14173023 CN14160045	Injection date: 5/23/2023 3:28:06 PM
Data file: C:\Chem32\1\Data\23May23\54.D	Analyst: Abbott

Dissemination is restricted to Criminal Justice Agencies and authorized agencies ONLY. Secondary dissemination to unauthorized agencies is PROHIBITED. Scottsdale City Prosecutor

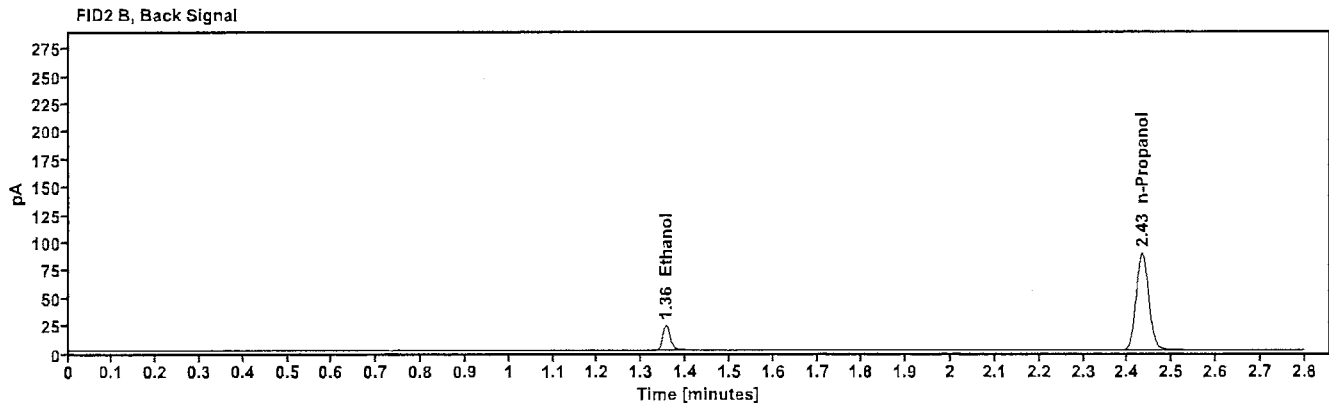
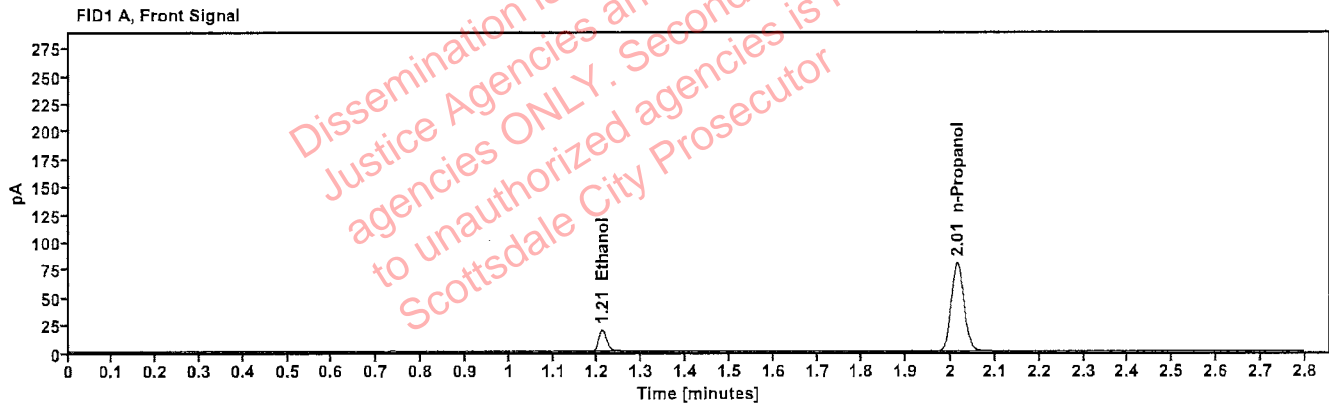


Table 1: FID 1 A (column DB-ALC1)

Compound	Amount (g/100mL)	Time (min)	Peak Area
>Ethanol	0.0409	1.210	24.806
n-Propanol	-----	2.014	159.750

Table 2: FID 2 B (column DB-ALC2)

Compound	Time (min)	Peak Area
Ethanol	1.356	27.063
n-Propanol	2.433	174.014

Scottsdale Police Department Crime Lab Volatiles Analysis

Sample:	4110320133/10	Vial:	55
Description:	0.199	LIMS ID:	
Method:	ethanol quant.M	Sequence:	23May23
Instrument:	US14173023 CN14160045	Injection date:	5/23/2023 3:32:22 PM
Data file:	C:\Chem32\1\Data\23May23\55.D	Analyst:	Abbott

Abbott

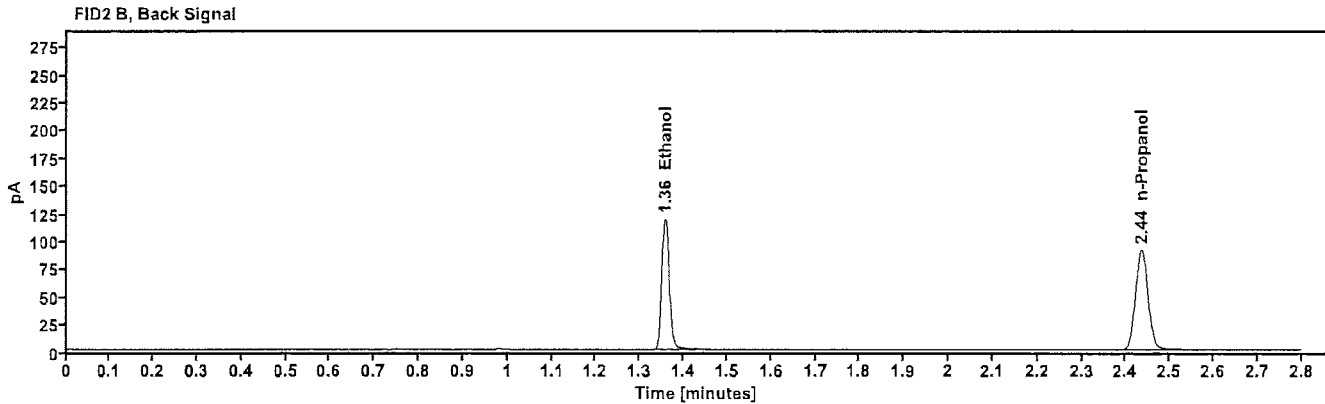
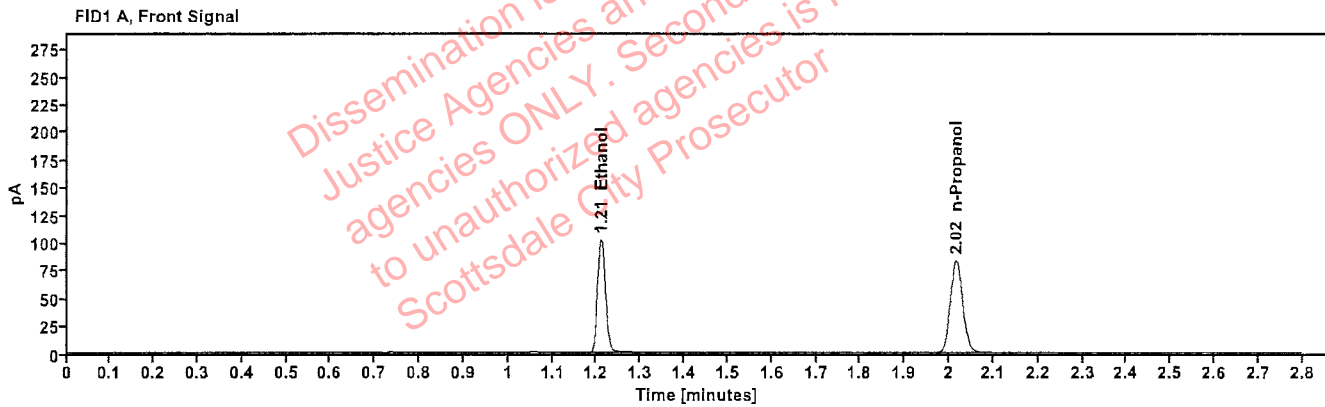


Table 1: FID 1 A (column DB-ALC1)

Compound	Amount (g/100mL)	Time (min)	Peak Area
>Ethanol	0.2052	1.210	130.344
n-Propanol	-----	2.016	165.398

Table 2: FID 2 B (column DB-ALC2)

Compound	Time (min)	Peak Area
Ethanol	1.357	142.927
n-Propanol	2.435	180.258

Scottsdale Police Department Crime Lab Volatiles Analysis

Sample: 031623AQ	Vial: 56
Description: Negative	LIMS ID:
Method: ethanol quant.M	Sequence: 23May23
Instrument: US14173023 CN14160045	Injection date: 5/23/2023 3:36:22 PM
Data file: C:\Chem32\1\Data\23May23\56.D	Analyst: Abbott <i>JA</i>

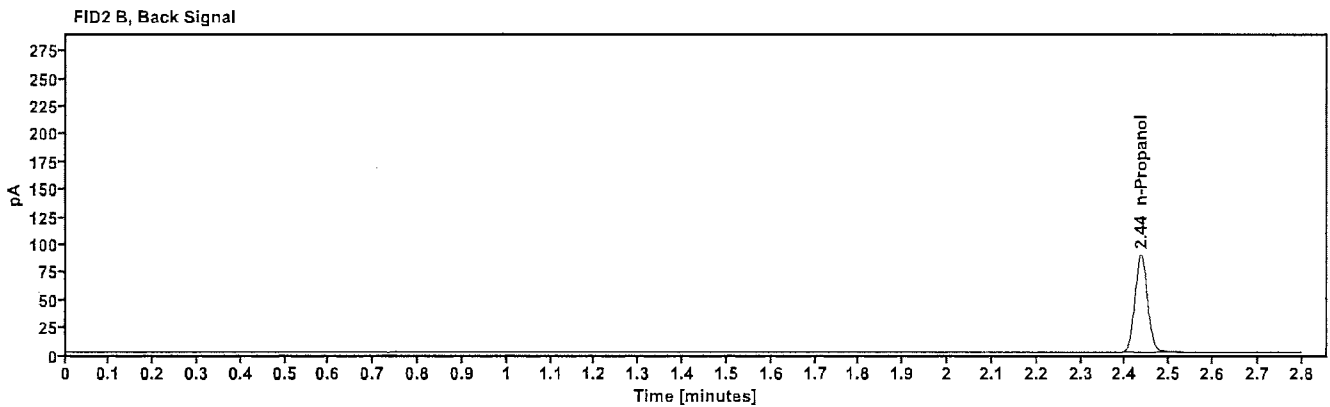
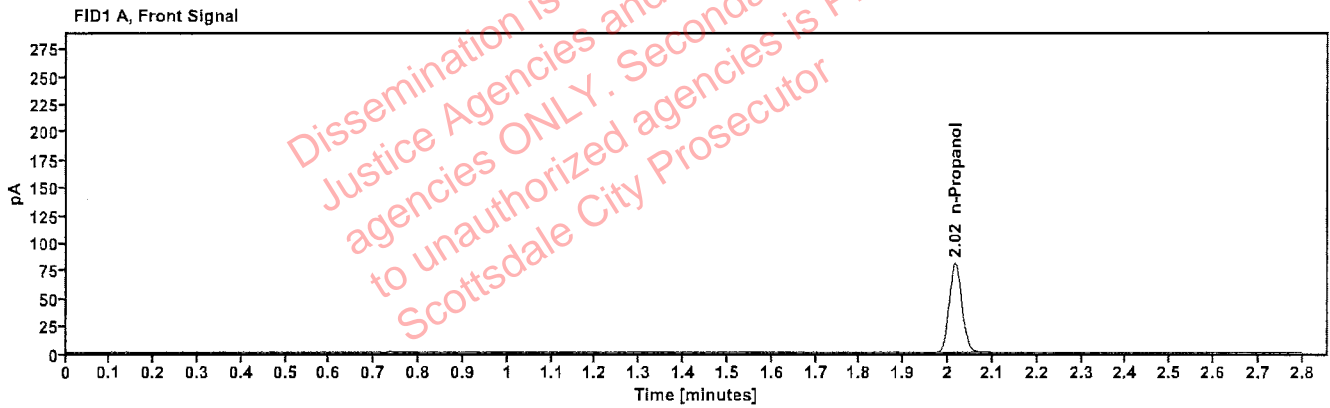


Table 1: FID 1 A (column DB-ALC1)

Compound	Amount (g/100mL)	Time (min)	Peak Area
n-Propanol	—	2.016	161.160

Table 2: FID 2 B (column DB-ALC2)

Compound	Time (min)	Peak Area
n-Propanol	2.435	175.429

Sequence Summary

Sequence name: 23May23 Instrument: US14173023 CN14160045 Analyst: Abbott

Vial	Sample	Description	Type	LIMS ID	Method
1	FN10051909	0.020 calibrator	Calibration		ethanol quant.M
2	FN05311902	0.100 calibrator	Calibration		ethanol quant.M
3	FN02052101	0.200 calibrator	Calibration		ethanol quant.M
4	FN03052102	0.400 calibrator	Calibration		ethanol quant.M
5	011823WB	Negative	Control		ethanol quant.M
6	050721MIX	Volatiles mix	Control		ethanol quant.M
7	30012020-A	0.400	Control		ethanol quant.M
8	14082019-B	0.040	Control		ethanol quant.M
9	4110320133/10	0.199	Control		ethanol quant.M
10	334-01J.L.		Sample		ethanol quant.M
11	334-01J.L.		Sample		ethanol quant.M
12	2309604-2		Sample		ethanol quant.M
13	2309604-2		Sample		ethanol quant.M
14	2309674-2		Sample		ethanol quant.M
15	2309674-2		Sample		ethanol quant.M
16	2309734-1		Sample		ethanol quant.M
17	2309734-1		Sample		ethanol quant.M
18	2309590-3		Sample		ethanol quant.M
19	2309590-3		Sample		ethanol quant.M
20	20012020-B	0.080	Control		ethanol quant.M
21	2306207-2		Sample		ethanol quant.M
22	2306207-2		Sample		ethanol quant.M
23	2309886-2		Sample		ethanol quant.M
24	2309886-2		Sample		ethanol quant.M
25	2309150-2		Sample		ethanol quant.M
26	2309150-2		Sample		ethanol quant.M
27	2310012-2		Sample		ethanol quant.M
28	2310012-2		Sample		ethanol quant.M
29	2310185-1		Sample		ethanol quant.M
30	2310185-1		Sample		ethanol quant.M
31	20012020-B	0.080	Control		ethanol quant.M
32	2309703-2		Sample		ethanol quant.M
33	2309703-2		Sample		ethanol quant.M
34	VIAL00208		Sample		ethanol quant.M
35	VIAL00208		Sample		ethanol quant.M
36	VIAL00112		Sample		ethanol quant.M
37	VIAL00112		Sample		ethanol quant.M
38	VIAL00163		Sample		ethanol quant.M
39	VIAL00163		Sample		ethanol quant.M
40	VIAL00247		Sample		ethanol quant.M
41	VIAL00247		Sample		ethanol quant.M
42	4110320133/10	0.199	Control		ethanol quant.M
43	2310380-1		Sample		ethanol quant.M
44	2310380-1		Sample		ethanol quant.M
45	2310214-2		Sample		ethanol quant.M
46	2310214-2		Sample		ethanol quant.M
47	FN03122113	Cerilliant, 0.020	Sample	verification	ethanol quant.M

Sequence Summary

48	FN03122113	Cerilliant, 0.020	Sample	verification	ethanol quant.M
49	FN11172002	Cerilliant, 0.100	Sample	verification	ethanol quant.M
50	FN11172002	Cerilliant, 0.100	Sample	verification	ethanol quant.M
51	FN03132302	Cerilliant, 0.200	Sample	verification	ethanol quant.M
52	FN03132302	Cerilliant, 0.200	Sample	verification	ethanol quant.M
53	30012020-A	0.400	Control		ethanol quant.M
54	14082019-B	0.040	Control		ethanol quant.M
55	4110320133/10	0.199	Control		ethanol quant.M
56	031623AQ	Negative	Control		ethanol quant.M

Dissemination is restricted to Criminal Justice Agencies and authorized agencies ONLY. Secondary dissemination to unauthorized agencies is PROHIBITED.
Scottsdale City Prosecutor

Scottsdale Police Department Crime Laboratory Summary of Cases

SEQUENCE NAME: 23May23

ANALYST: Abbott 

Vials	Test 1 (g/dL)	Test 2 (g/dL)	Mean (g/dL)	Percent Difference*	Absolute Difference (g/dL)*
10 11	0.0921	0.0902	0.09115	1.04	0.00095
12 13	0.1936	0.1937	0.19365	0.03	0.00005
14 15	0.2340	0.2330	0.23350	0.21	0.00050
16 17	0.2967	0.2918	0.29425	0.83	0.00245
18 19	0.1889	0.1898	0.18935	0.24	0.00045
21 22	0.2461	0.2468	0.24645	0.14	0.00035
23 24	0.1671	0.1680	0.16755	0.27	0.00045
25 26	0.2587	0.2543	0.25650	0.86	0.00220
27 28	0.2073	0.2064	0.20685	0.22	0.00045
29 30	0.2066	0.2088	0.20770	0.53	0.00110
32 33	0.0908	0.0919	0.09135	0.60	0.00055
34 35	0.1278	0.1282	0.12800	0.16	0.00020
36 37	0.0000	0.0000	0.00000	0.00	0.00000
38 39	0.0842	0.0849	0.08455	0.41	0.00035
40 41	0.2074	0.2060	0.20670	0.34	0.00070
43 44	0.1485	0.1476	0.14805	0.30	0.00045
45 46	0.2648	0.2645	0.26465	0.06	0.00015
47 48	0.0203	0.0202	0.02025	0.25	0.00005
49 50	0.1008	0.1007	0.10075	0.05	0.00005
51 52	0.2009	0.2019	0.20140	0.25	0.00050

*Calculated differences are differences from the mean of the two results.

Scottsdale Police Department Crime Lab Volatiles Analysis

Sample:	334-01J.L.	Vial:	10
Description:		LIMS ID:	
Method:	ethanol quant.M	Sequence:	23May23
Instrument:	US14173023 CN14160045	Injection date:	5/23/2023 12:30:21 PM
Data file:	C:\Chem32\1\Data\23May23\10.D	Analyst:	Abbott

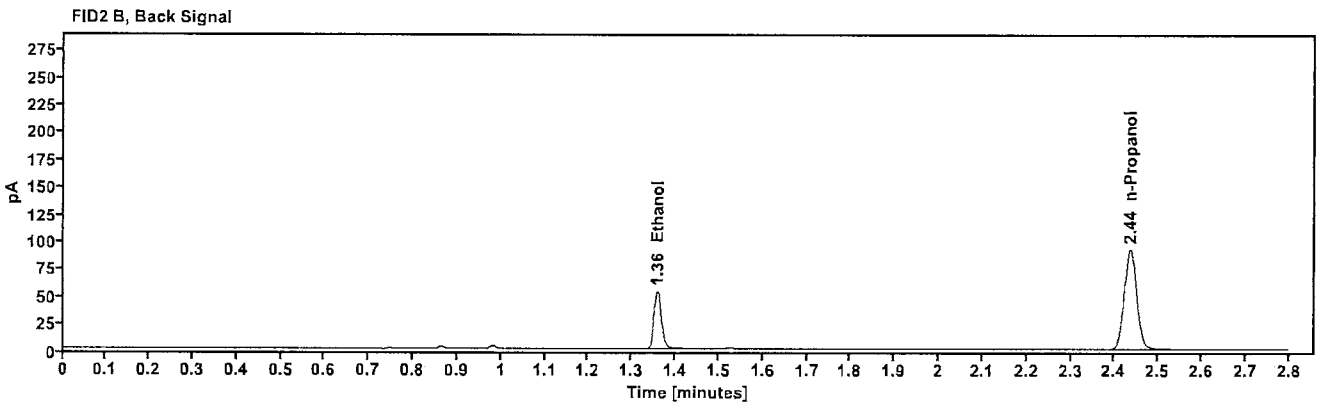
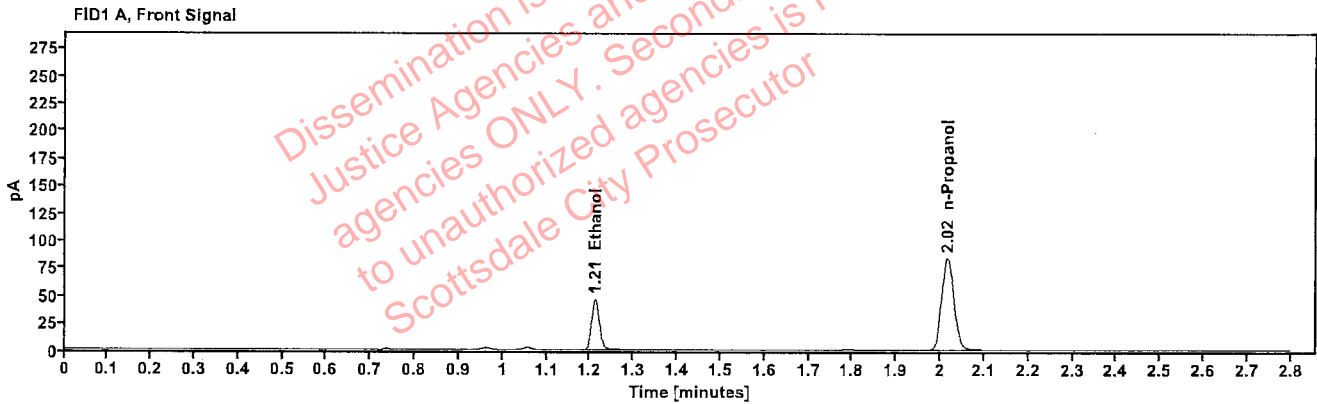


Table 1: FID 1 A (column DB-ALC1)

Compound	Amount (g/100mL)	Time (min)	Peak Area
>Ethanol	0.0921	1.211	58.549
n-Propanol	—	2.016	166.209

Table 2: FID 2 B (column DB-ALC2)

Compound	Time (min)	Peak Area
Ethanol	1.358	63.997
n-Propanol	2.435	181.314

[REDACTED]: Abbott, Lori - (24-May-2023)

Case: [REDACTED] User: LAbbott 5/24/2023

Scottsdale Police Department Crime Lab Volatiles Analysis

Sample:	334-01J.L.	Vial:	11
Description:	[REDACTED]	LIMS ID:	[REDACTED]
Method:	ethanol quant.M	Sequence:	23May23
Instrument:	US14173023 CN14160045	Injection date:	5/23/2023 12:34:21 PM
Data file:	C:\Chem32\1\Data\23May23\11.D	Analyst:	Abbott

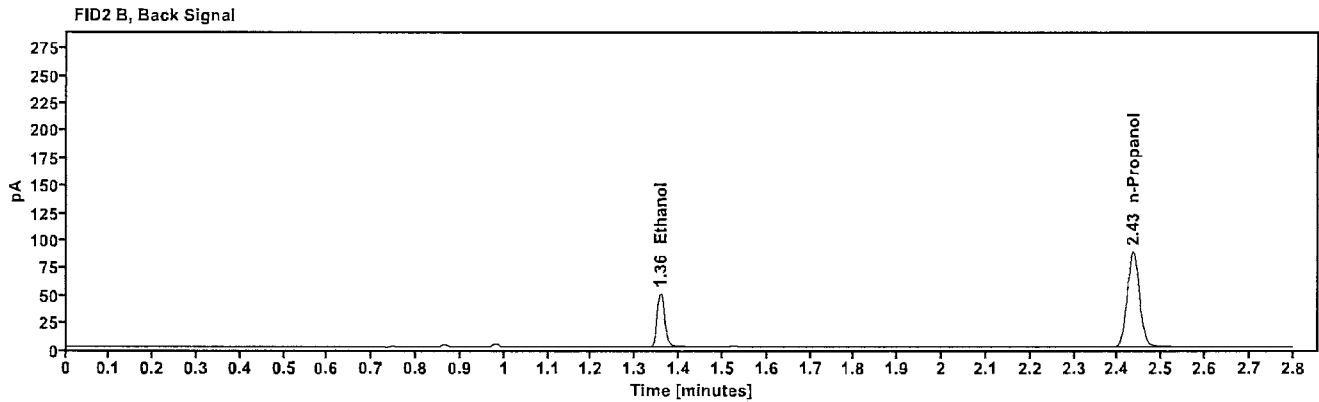
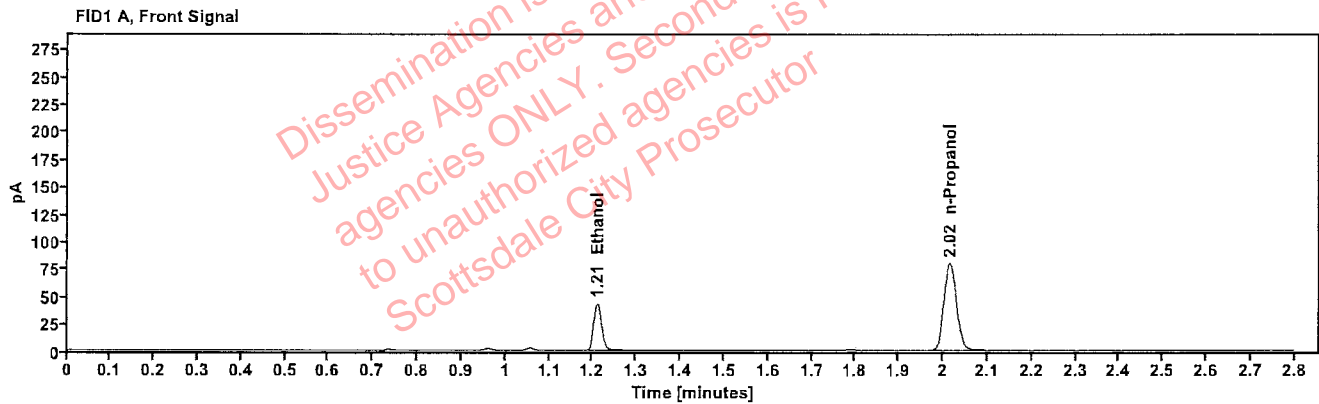


Table 1: FID 1 A (column DB-ALC1)

Compound	Amount (g/100mL)	Time (min)	Peak Area
>Ethanol	0.0902	1.210	54.959
n-Propanol	-----	2.015	159.218

Table 2: FID 2 B (column DB-ALC2)

Compound	Time (min)	Peak Area
Ethanol	1.357	60.034
n-Propanol	2.435	173.471

Scottsdale Police Department Crime Lab Volatiles Analysis

Sample:	2309604-2	Vial:	12
Description:	[REDACTED]	LIMS ID:	[REDACTED]
Method:	ethanol quant.M	Sequence:	23May23
Instrument:	US14173023 CN14160045	Injection date:	5/23/2023 12:38:21 PM
Data file:	C:\Chem32\1\Data\23May23\12.D	Analyst:	Abbott

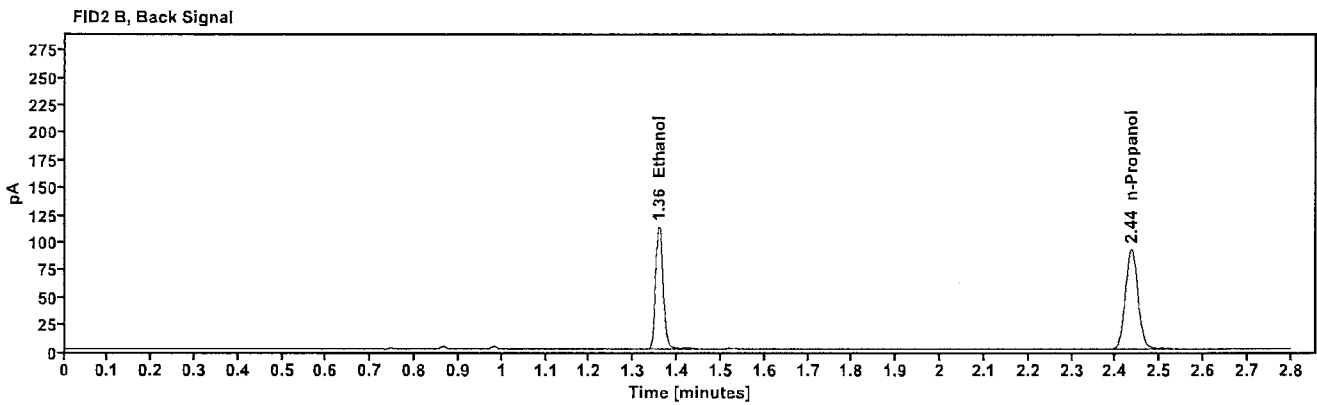
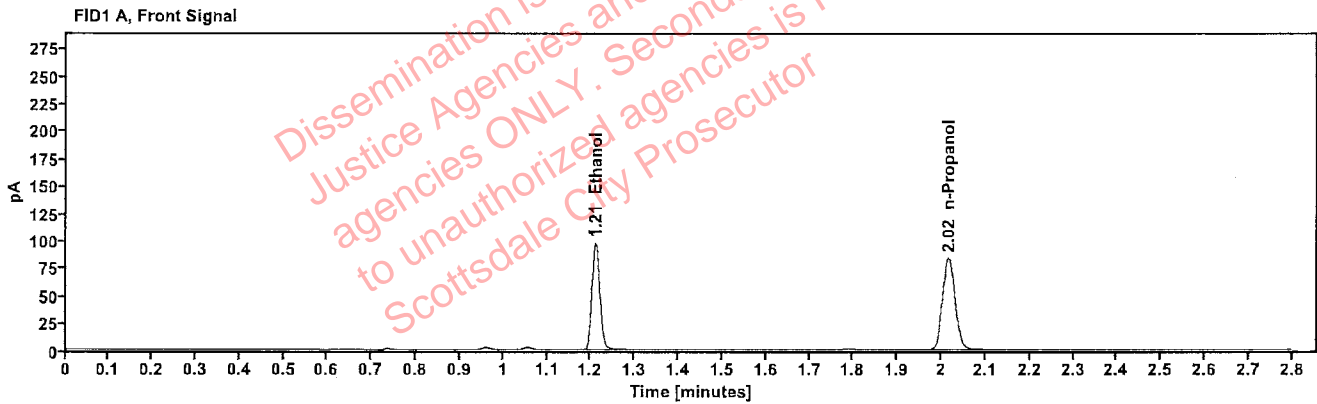


Table 1: FID 1 A (column DB-ALC1)

Compound	Amount (g/100mL)	Time (min)	Peak Area
>Ethanol	0.1936	1.210	123.906
n-Propanol	----	2.016	166.639

Table 2: FID 2 B (column DB-ALC2)

Compound	Time (min)	Peak Area
Ethanol	1.358	135.734
n-Propanol	2.435	181.318

Scottsdale Police Department Crime Lab Volatiles Analysis

Sample:	2309604-2	Vial:	13
Description:		LIMS ID:	
Method:	ethanol quant.M	Sequence:	23May23
Instrument:	US14173023 CN14160045	Injection date:	5/23/2023 12:42:36 PM
Data file:	C:\Chem32\1\Data\23May23\13.D	Analyst:	Abbott

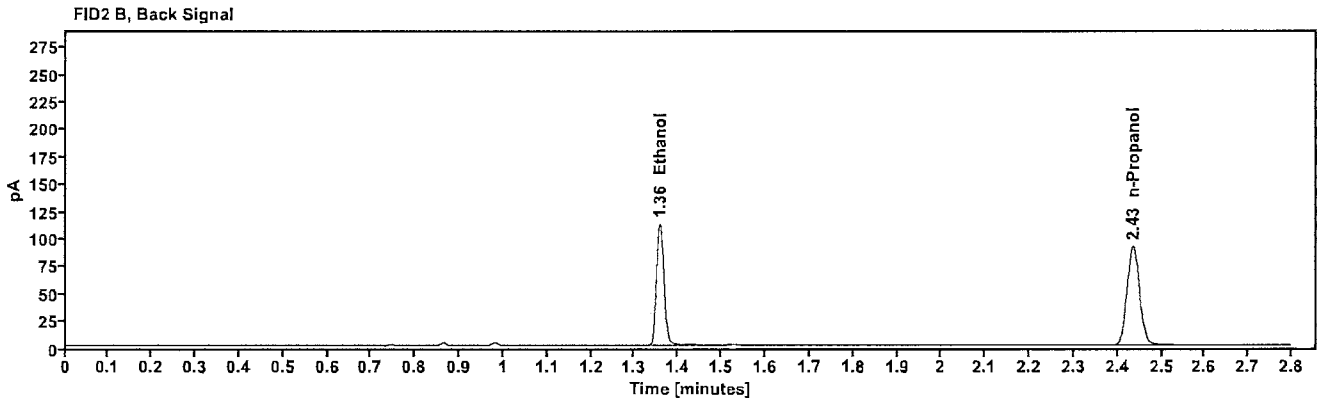
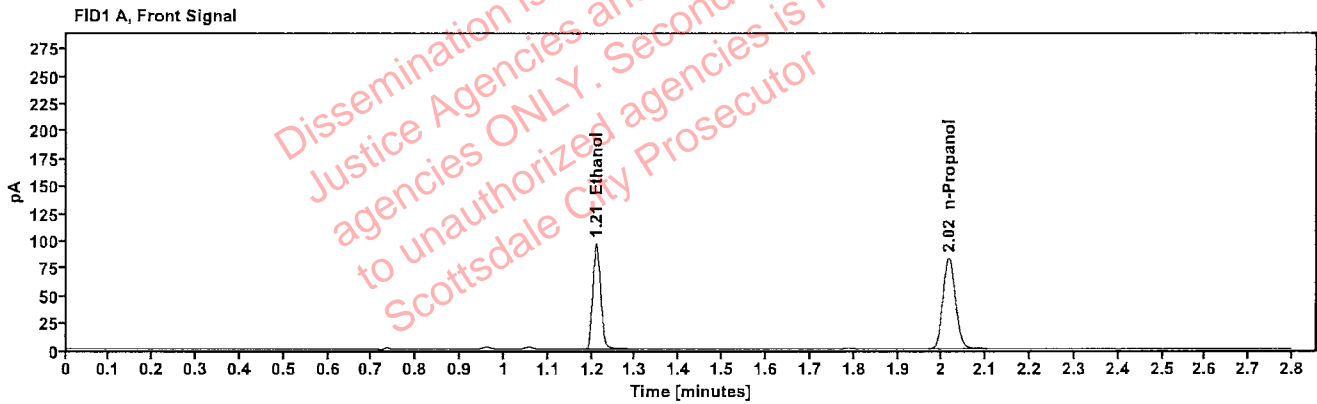


Table 1: FID 1 A (column DB-ALC1)

Compound	Amount (g/100mL)	Time (min)	Peak Area
>Ethanol	0.1937	1.210	122.913
n-Propanol	-----	2.015	165.270

Table 2: FID 2 B (column DB-ALC2)

Compound	Time (min)	Peak Area
Ethanol	1.357	134.463
n-Propanol	2.435	179.904

Scottsdale Police Department Crime Lab Volatiles Analysis

Sample:	2309674-2	Vial:	14
Description:	[REDACTED]	LIMS ID:	[REDACTED]
Method:	ethanol quant.M	Sequence:	23May23
Instrument:	US14173023 CN14160045	Injection date:	5/23/2023 12:46:36 PM
Data file:	C:\Chem32\1\Data\23May23\14.D	Analyst:	Abbott

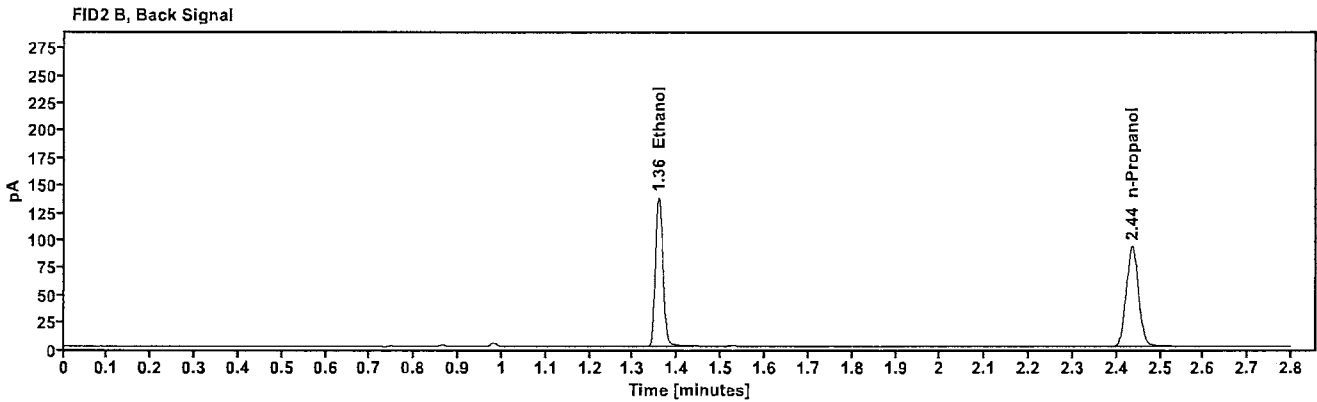
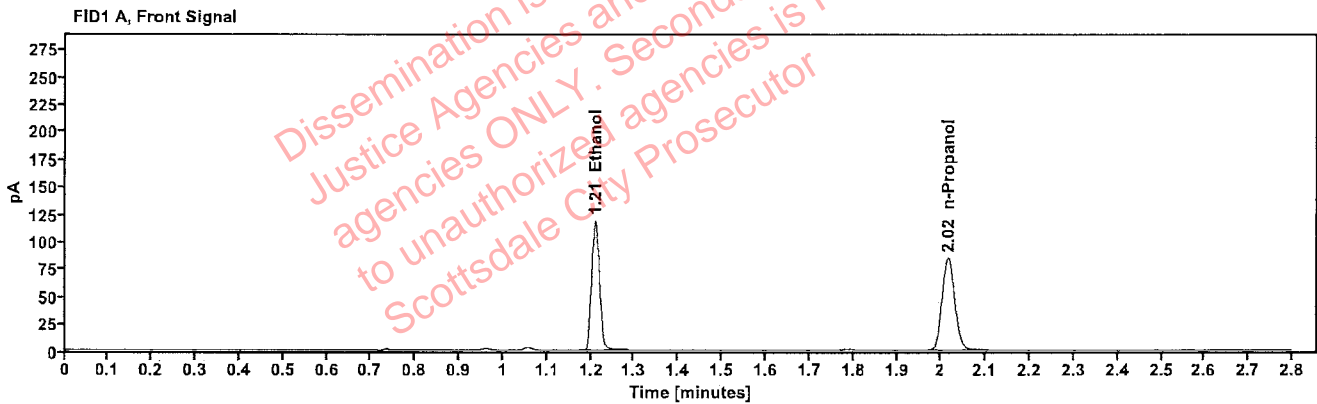


Table 1: FID 1 A (column DB-ALC1)

Compound	Amount (g/100mL)	Time (min)	Peak Area
>Ethanol	0.2340	1.210	150.705
n-Propanol	----	2.015	167.586

Table 2: FID 2 B (column DB-ALC2)

Compound	Time (min)	Peak Area
Ethanol	1.357	164.953
n-Propanol	2.435	182.577

Scottsdale Police Department Crime Lab Volatiles Analysis

Sample:	2309674-2	Vial:	15
Description:		LIMS ID:	
Method:	ethanol quant.M	Sequence:	23May23
Instrument:	US14173023 CN14160045	Injection date:	5/23/2023 12:50:36 PM
Data file:	C:\Chem32\1\Data\23May23\15.D	Analyst:	Abbott

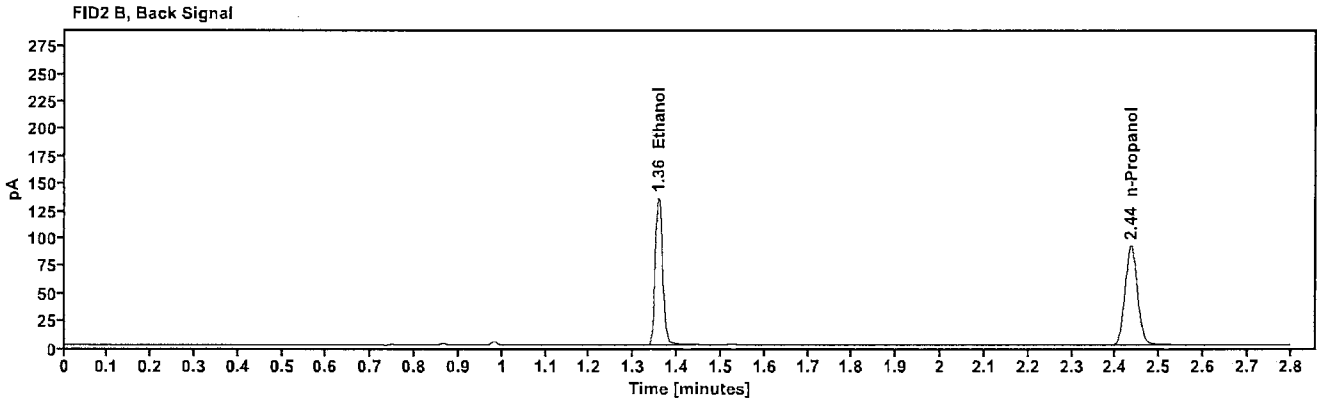
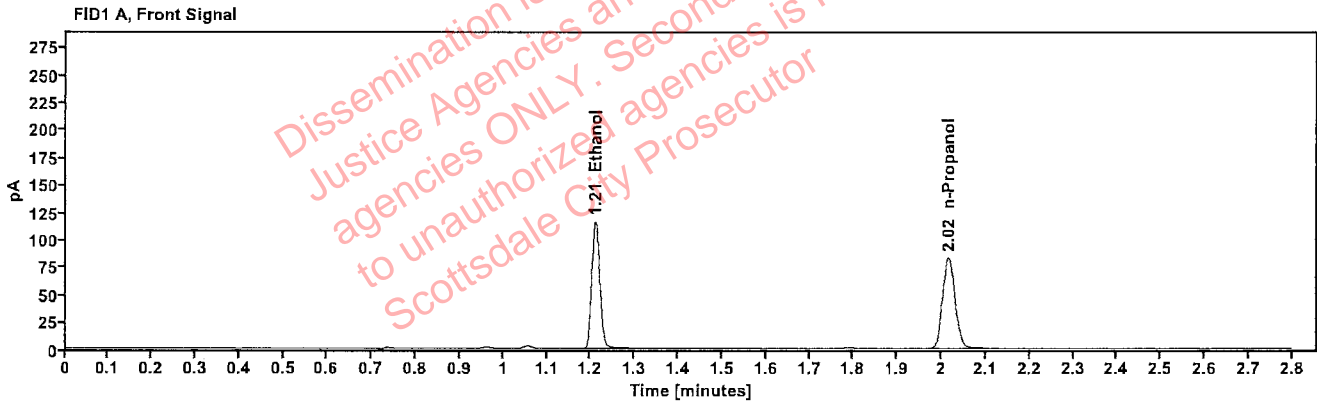


Table 1: FID 1 A (column DB-ALC1)

Compound	Amount (g/100mL)	Time (min)	Peak Area
>Ethanol	0.2330	1.210	148.284
n-Propanol	-----	2.015	165.614

Table 2: FID 2 B (column DB-ALC2)

Compound	Time (min)	Peak Area
Ethanol	1.357	162.391
n-Propanol	2.435	180.261

Scottsdale Police Department Crime Lab Volatiles Analysis

Sample:	2309734-1	Vial:	16
Description:	[REDACTED]	LIMS ID:	[REDACTED]
Method:	ethanol quant.M	Sequence:	23May23
Instrument:	US14173023 CN14160045	Injection date:	5/23/2023 12:54:37 PM
Data file:	C:\Chem32\1\Data\23May23\16.D	Analyst:	Abbott

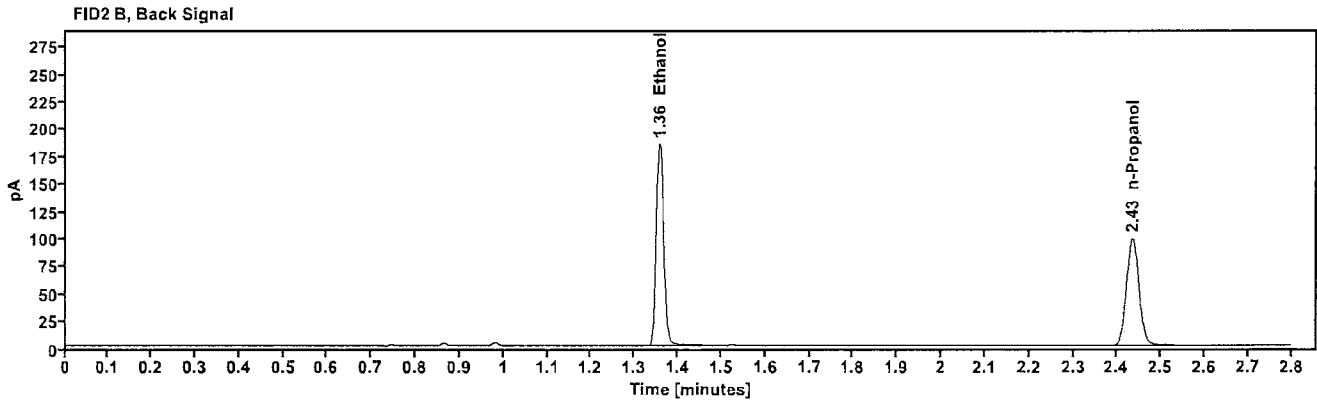
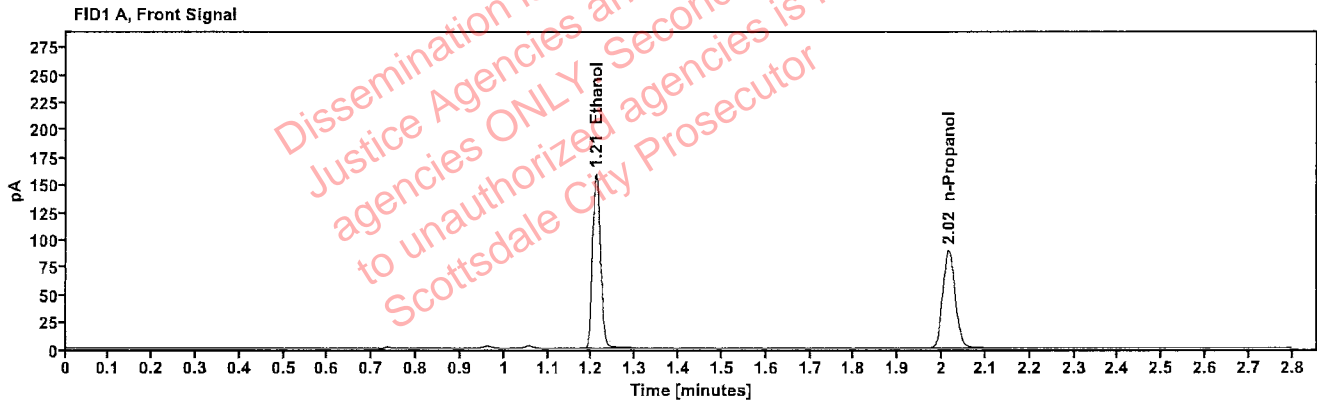


Table 1: FID 1 A (column DB-ALC1)

Compound	Amount (g/100mL)	Time (min)	Peak Area
>Ethanol	0.2967	1.209	202.738
n-Propanol	---	2.015	177.705

Table 2: FID 2 B (column DB-ALC2)

Compound	Time (min)	Peak Area
Ethanol	1.357	223.036
n-Propanol	2.435	193.325

Scottsdale Police Department Crime Lab Volatiles Analysis

Sample:	2309734-1	Vial:	17
Description:		LIMS ID:	
Method:	ethanol quant.M	Sequence:	23May23
Instrument:	US14173023 CN14160045	Injection date:	5/23/2023 12:58:36 PM
Data file:	C:\Chem32\1\Data\23May23\17.D	Analyst:	Abbott

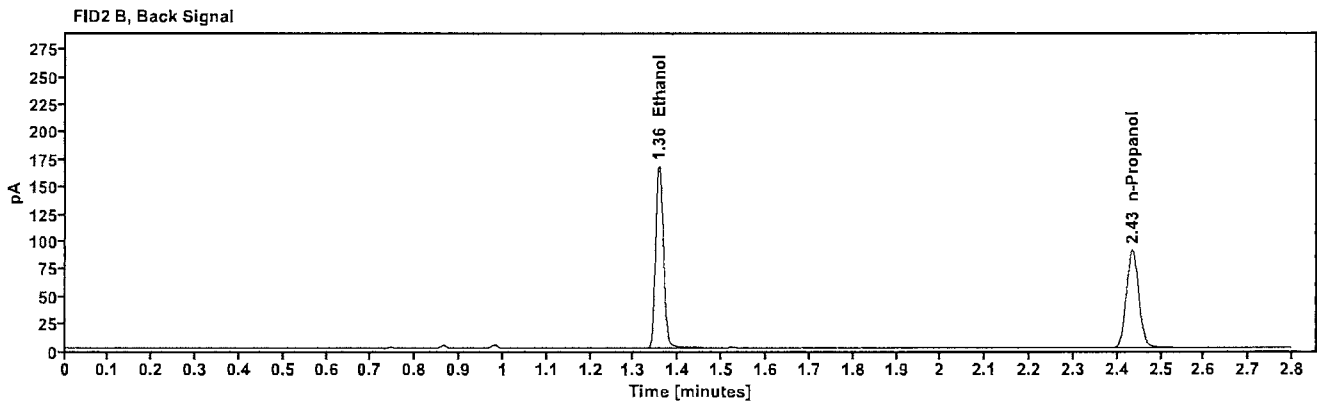
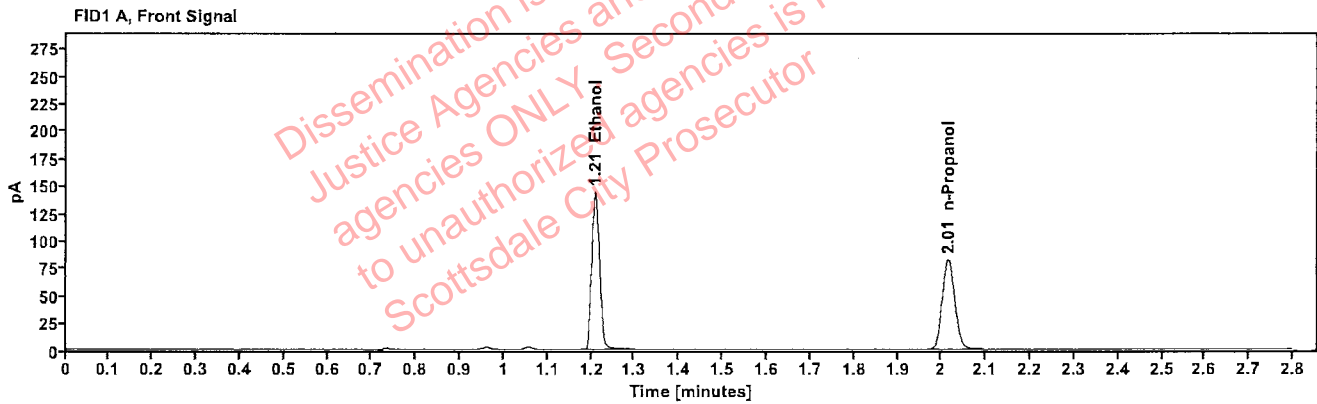


Table 1: FID 1 A (column DB-ALC1)

Compound	Amount (g/100mL)	Time (min)	Peak Area
>Ethanol	0.2918	1.209	183.220
n-Propanol	-----	2.015	163.317

Table 2: FID 2 B (column DB-ALC2)

Compound	Time (min)	Peak Area
Ethanol	1.356	201.589
n-Propanol	2.434	177.660

Scottsdale Police Department Crime Lab Volatiles Analysis

Sample:	2309590-3	Vial:	18
Description:	[REDACTED]	LIMS ID:	[REDACTED]
Method:	ethanol quant.M	Sequence:	23May23
Instrument:	US14173023 CN14160045	Injection date:	5/23/2023 1:02:36 PM
Data file:	C:\Chem32\1\Data\23May23\18.D	Analyst:	Abbott

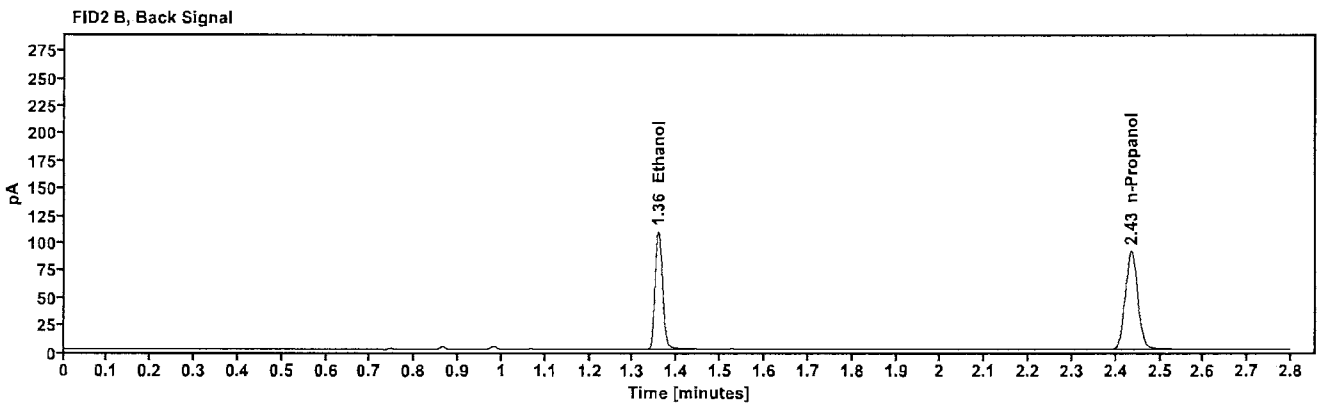
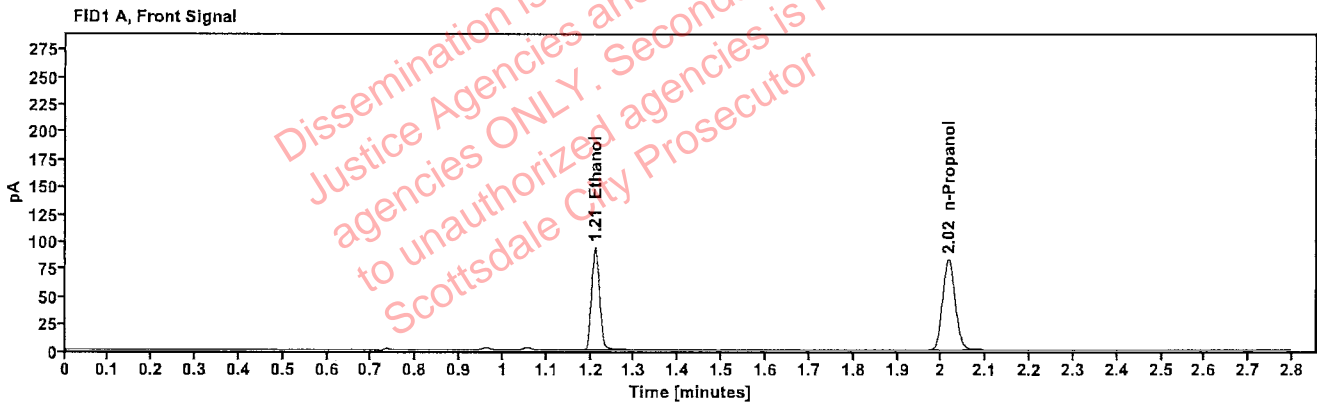


Table 1: FID 1 A (column DB-ALC1)

Compound	Amount (g/100mL)	Time (min)	Peak Area
>Ethanol	0.1889	1.210	119.465
n-Propanol	-----	2.015	164.663

Table 2: FID 2 B (column DB-ALC2)

Compound	Time (min)	Peak Area
Ethanol	1.357	130.830
n-Propanol	2.435	179.128

Scottsdale Police Department Crime Lab Volatiles Analysis

Sample:	2309590-3	Vial:	19
Description:	[REDACTED]	LIMS ID:	[REDACTED]
Method:	ethanol quant.M	Sequence:	23May23
Instrument:	US14173023 CN14160045	Injection date:	5/23/2023 1:06:51 PM
Data file:	C:\Chem32\1\Data\23May23\19.D	Analyst:	Abbott

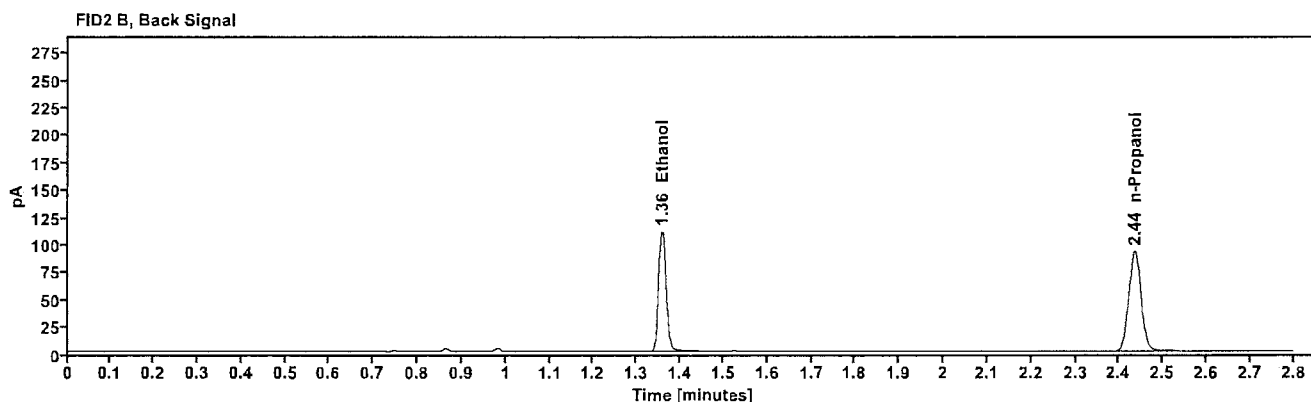
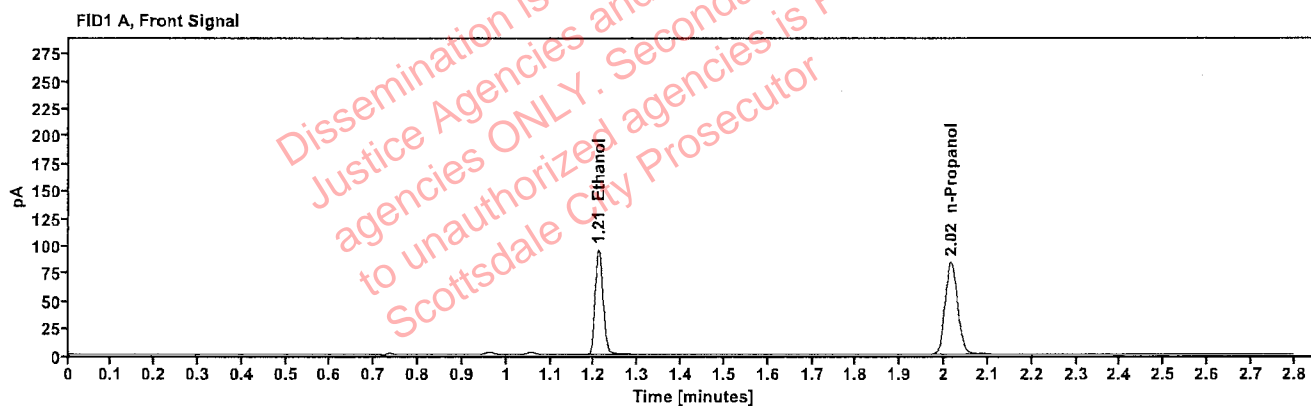


Table 1: FID 1 A (column DB-ALC1)

Compound	Amount (g/100mL)	Time (min)	Peak Area
>Ethanol	0.1898	1.210	121.889
n-Propanol	-----	2.015	167.204

Table 2: FID 2 B (column DB-ALC2)

Compound	Time (min)	Peak Area
Ethanol	1.357	133.315
n-Propanol	2.435	181.815

Scottsdale Police Department Crime Lab Volatiles Analysis

Sample:	2306207-2	Vial:	21
Description:	[REDACTED]	LIMS ID:	[REDACTED]
Method:	ethanol quant.M	Sequence:	23May23
Instrument:	US14173023 CN14160045	Injection date:	5/23/2023 1:14:52 PM
Data file:	C:\Chem32\1\Data\23May23\21.D	Analyst:	Abbott

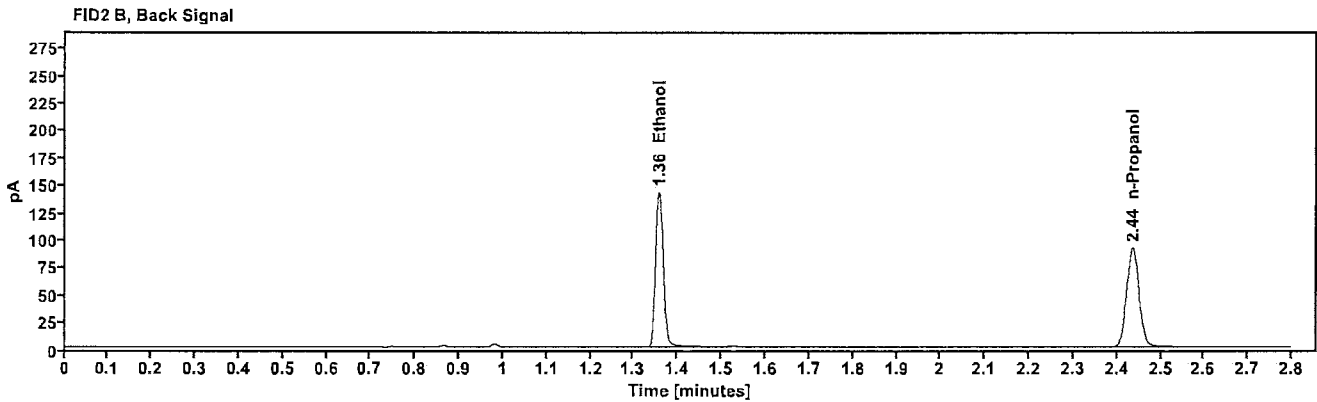
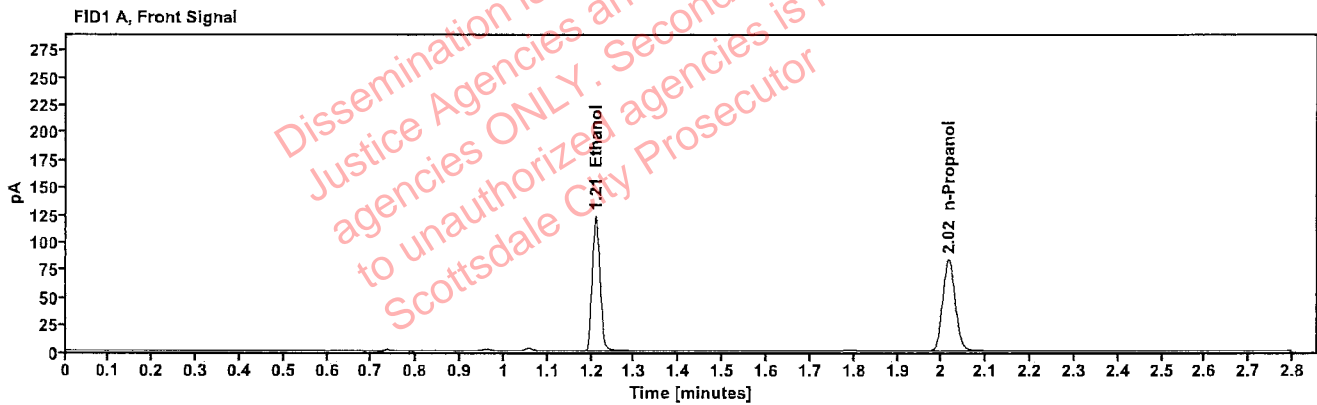


Table 1: FID 1 A (column DB-ALC1)

Compound	Amount (g/100mL)	Time (min)	Peak Area
>Ethanol	0.2461	1.210	156.393
n-Propanol	-----	2.016	165.356

Table 2: FID 2 B (column DB-ALC2)

Compound	Time (min)	Peak Area
Ethanol	1.357	171.308
n-Propanol	2.435	179.899

Scottsdale Police Department Crime Lab Volatiles Analysis

Sample:	2306207-2	Vial:	22
Description:		LIMS ID:	
Method:	ethanol quant.M	Sequence:	23May23
Instrument:	US14173023 CN14160045	Injection date:	5/23/2023 1:18:52 PM
Data file:	C:\Chem32\1\Data\23May23\22.D	Analyst:	Abbott

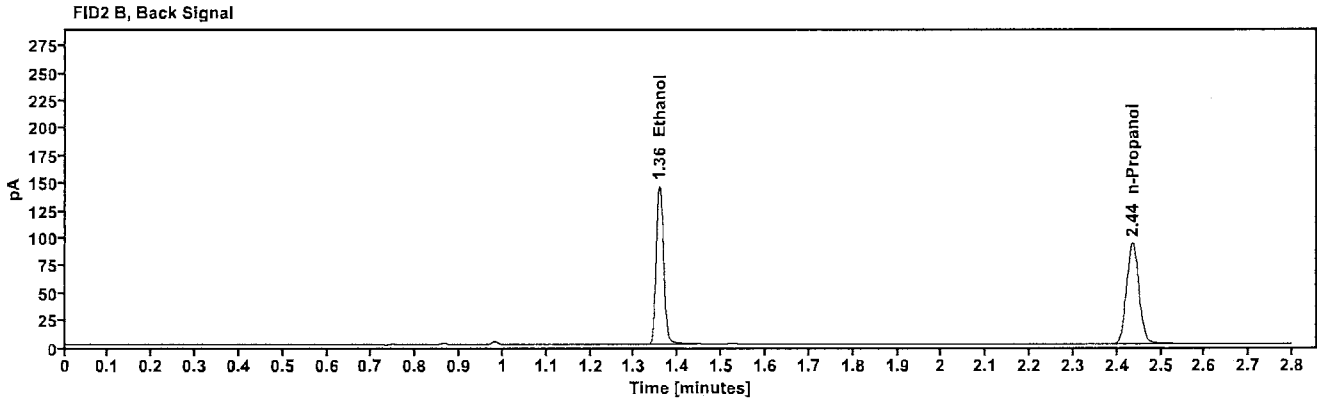
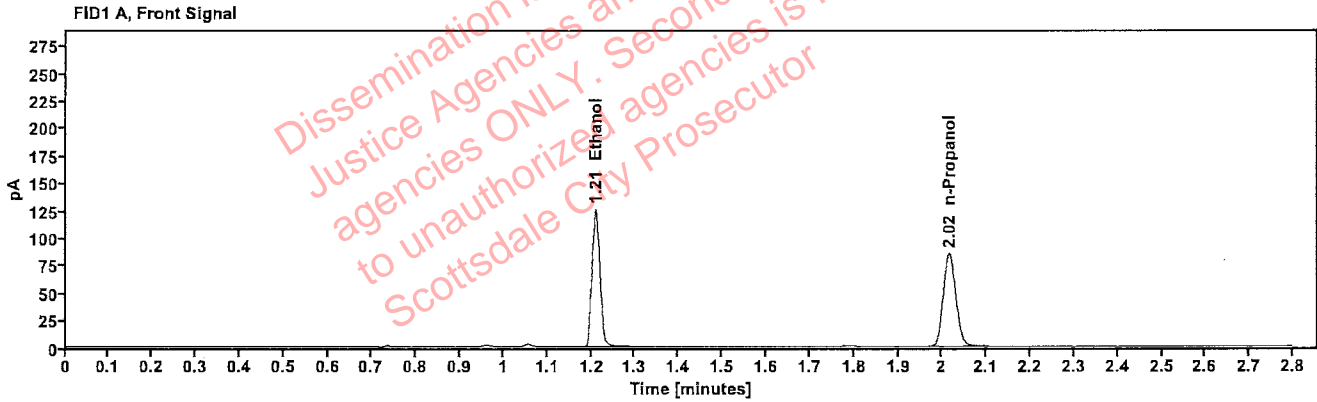


Table 1: FID 1 A (column DB-ALC1)

Compound	Amount (g/100mL)	Time (min)	Peak Area
>Ethanol	0.2468	1.210	159.956
n-Propanol	---	2.016	168.613

Table 2: FID 2 B (column DB-ALC2)

Compound	Time (min)	Peak Area
Ethanol	1.357	175.294
n-Propanol	2.435	183.496

Scottsdale Police Department Crime Lab Volatiles Analysis

Sample:	2309886-2	Vial:	23
Description:		LIMS ID:	
Method:	ethanol quant.M	Sequence:	23May23
Instrument:	US14173023 CN14160045	Injection date:	5/23/2023 1:22:51 PM
Data file:	C:\Chem32\1\Data\23May23\23.D	Analyst:	Abbott

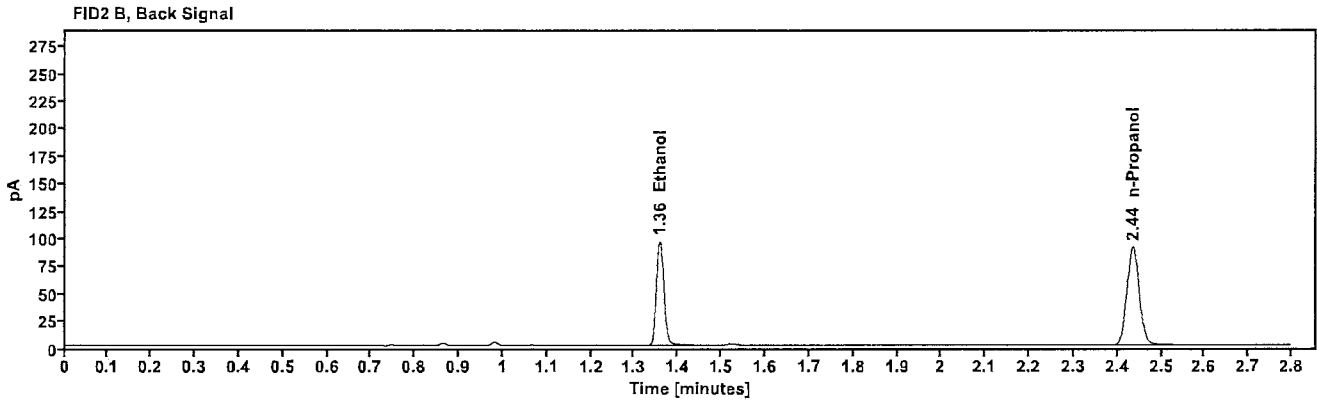
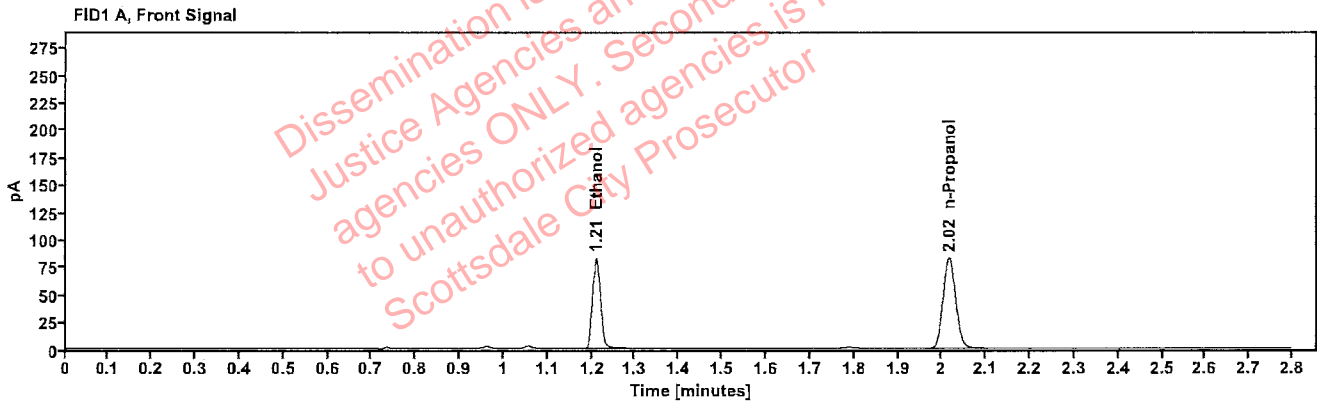


Table 1: FID 1 A (column DB-ALC1)

Compound	Amount (g/100mL)	Time (min)	Peak Area
>Ethanol	0.1671	1.210	105.350
n-Propanol	—	2.016	164.248

Table 2: FID 2 B (column DB-ALC2)

Compound	Time (min)	Peak Area
Ethanol	1.357	115.362
n-Propanol	2.435	178.603

Scottsdale Police Department Crime Lab Volatiles Analysis

Sample:	2309886-2	Vial:	24
Description:	[REDACTED]	LIMS ID:	[REDACTED]
Method:	ethanol quant.M	Sequence:	23May23
Instrument:	US14173023 CN14160045	Injection date:	5/23/2023 1:26:51 PM
Data file:	C:\Chem32\1\Data\23May23\24.D	Analyst:	Abbott

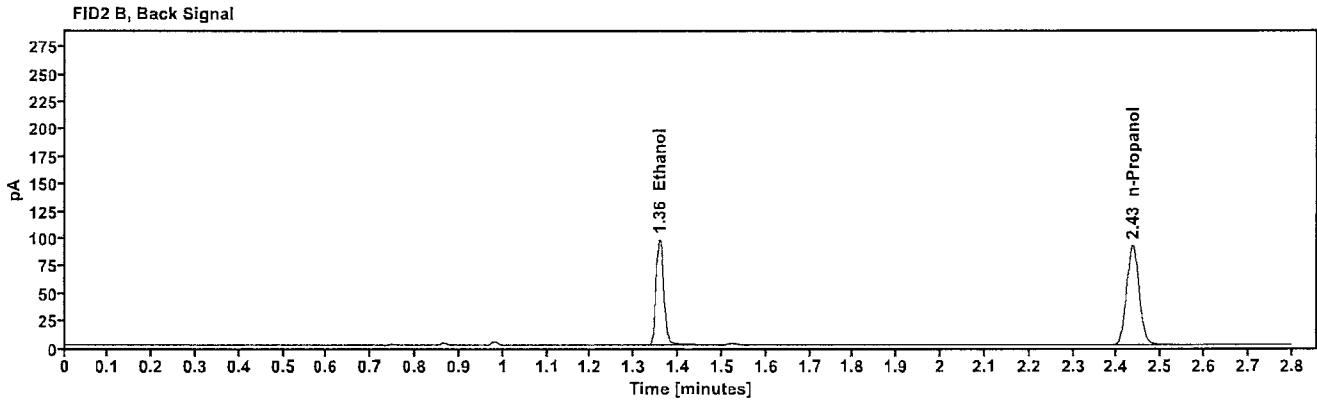
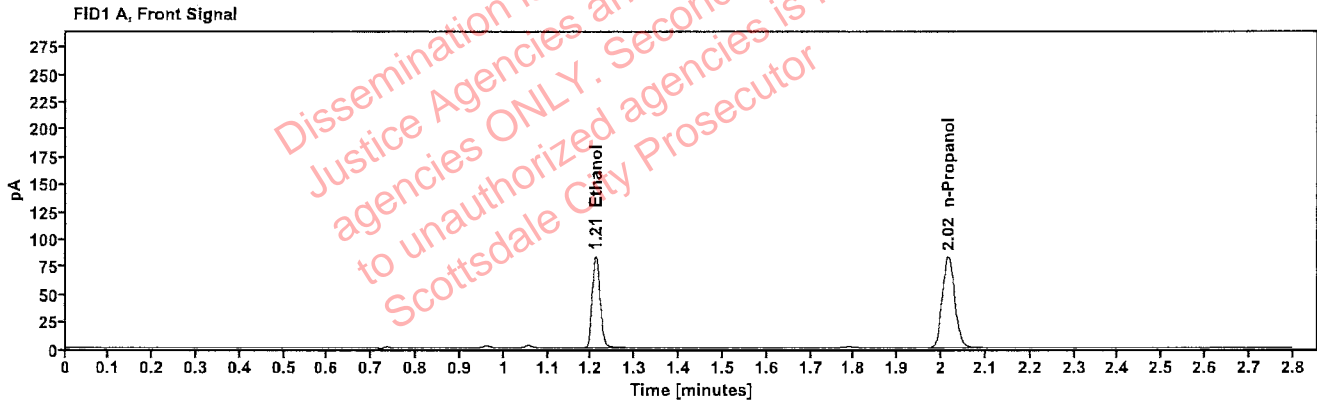


Table 1: FID 1 A (column DB-ALC1)

Compound	Amount (g/100mL)	Time (min)	Peak Area
>Ethanol	0.1680	1.210	106.787
n-Propanol	-----	2.015	165.622

Table 2: FID 2 B (column DB-ALC2)

Compound	Time (min)	Peak Area
Ethanol	1.357	117.055
n-Propanol	2.435	180.266

Scottsdale Police Department Crime Lab Volatiles Analysis

Sample:	2309150-2	Vial:	25
Description:	[REDACTED]	LIMS ID:	[REDACTED]
Method:	ethanol quant.M	Sequence:	23May23
Instrument:	US14173023 CN14160045	Injection date:	5/23/2023 1:31:06 PM
Data file:	C:\Chem32\1\Data\23May23\25.D	Analyst:	Abbott

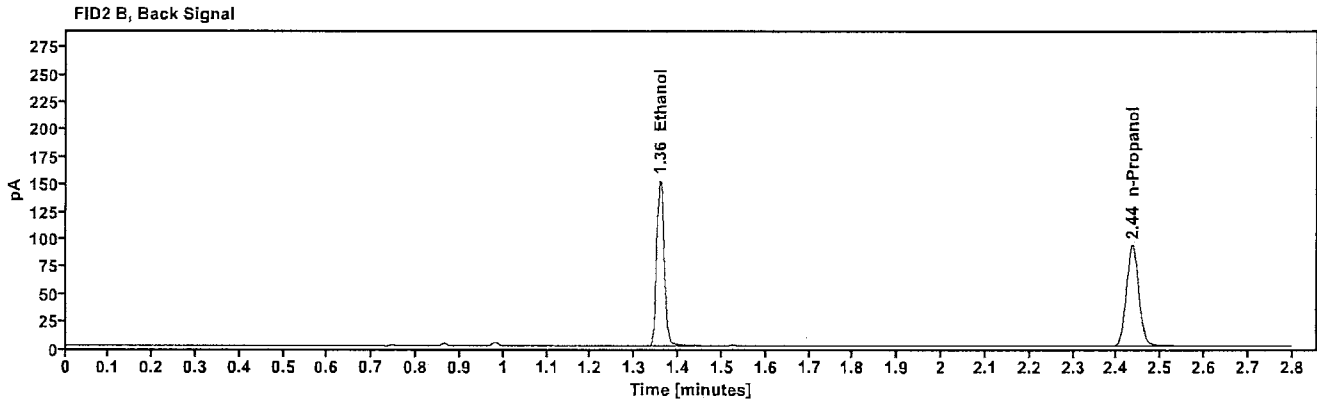
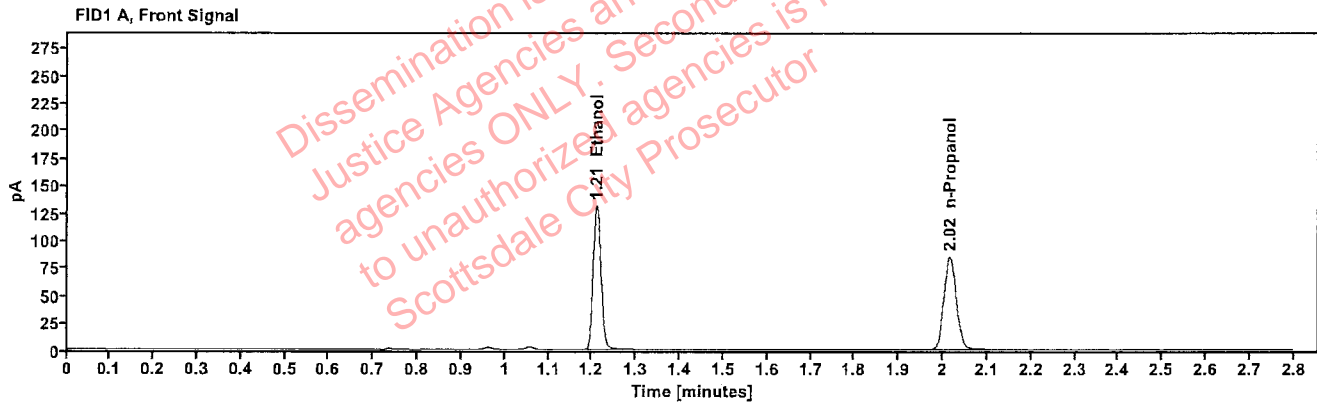


Table 1: FID 1 A (column DB-ALC1)

Compound	Amount (g/100mL)	Time (min)	Peak Area
>Ethanol	0.2587	1.210	167.205
n-Propanol	-----	2.016	168.172

Table 2: FID 2 B (column DB-ALC2)

Compound	Time (min)	Peak Area
Ethanol	1.357	183.452
n-Propanol	2.435	182.963

Scottsdale Police Department Crime Lab Volatiles Analysis

Sample:	2309150-2	Vial:	26
Description:		LIMS ID:	
Method:	ethanol quant.M	Sequence:	23May23
Instrument:	US14173023 CN14160045	Injection date:	5/23/2023 1:35:06 PM
Data file:	C:\Chem32\1\Data\23May23\26.D	Analyst:	Abbott

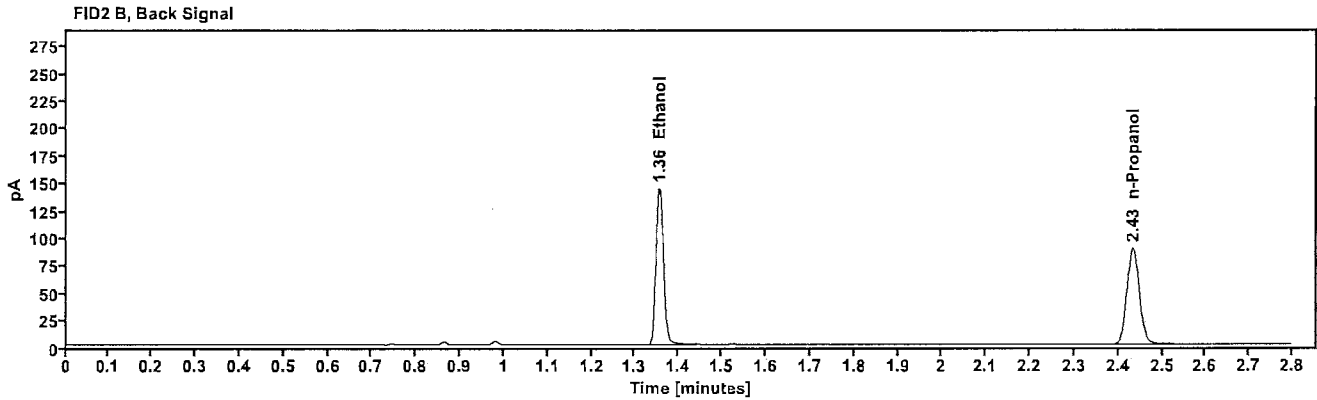
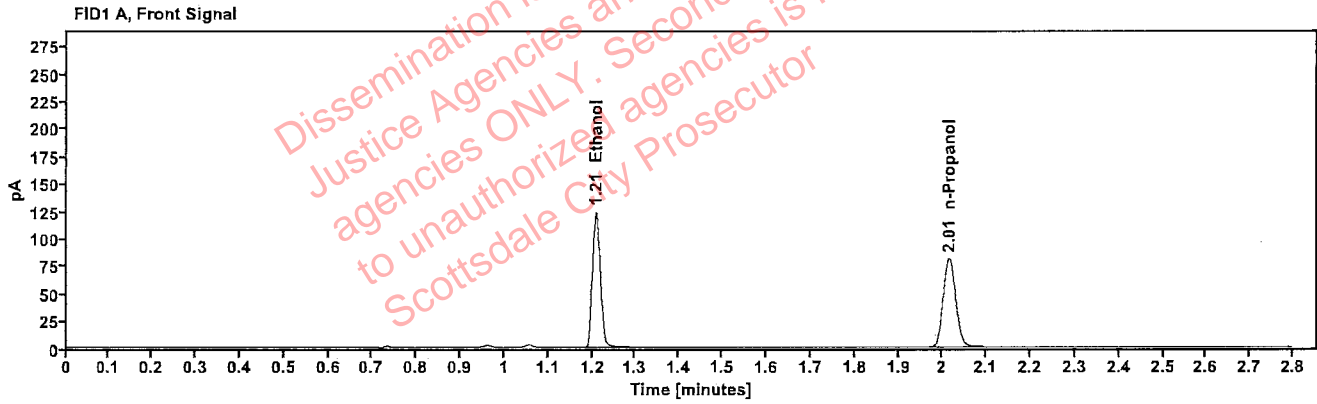


Table 1: FID 1 A (column DB-ALC1)

Compound	Amount (g/100mL)	Time (min)	Peak Area
>Ethanol	0.2543	1.209	158.052
n-Propanol	-----	2.015	161.713

Table 2: FID 2 B (column DB-ALC2)

Compound	Time (min)	Peak Area
Ethanol	1.356	173.253
n-Propanol	2.434	176.084

Scottsdale Police Department Crime Lab Volatiles Analysis

Sample:	2310012-2	Vial:	27
Description:	[REDACTED]	LIMS ID:	[REDACTED]
Method:	ethanol quant.M	Sequence:	23May23
Instrument:	US14173023 CN14160045	Injection date:	5/23/2023 1:39:06 PM
Data file:	C:\Chem32\1\Data\23May23\27.D	Analyst:	Abbott

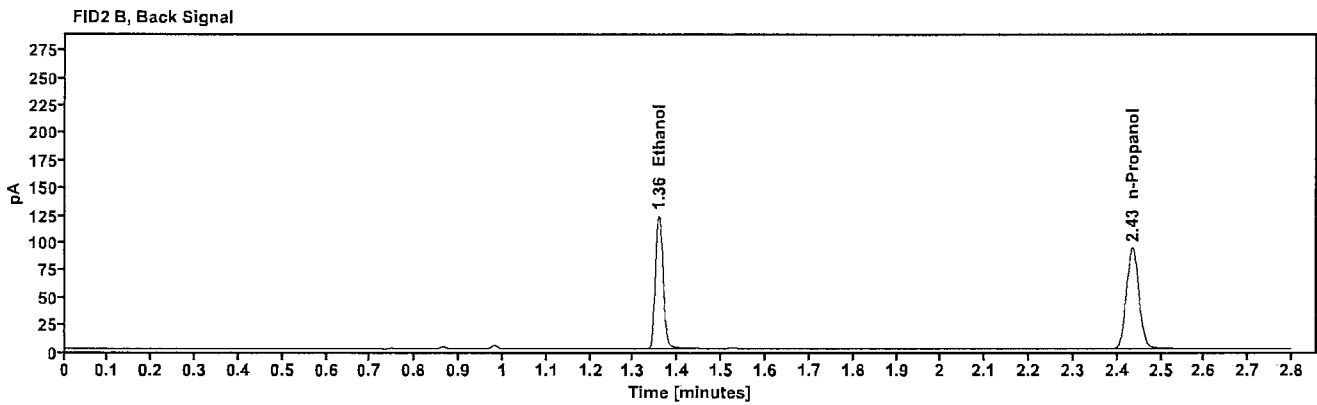
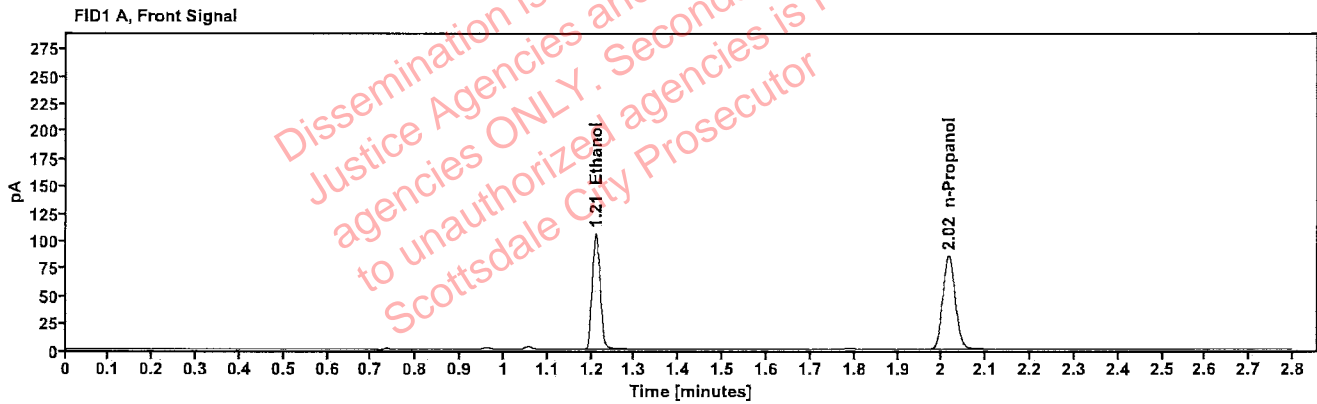


Table 1: FID 1 A (column DB-ALC1)

Compound	Amount (g/100mL)	Time (min)	Peak Area
>Ethanol	0.2073	1.210	135.026
n-Propanol	---	2.015	169.582

Table 2: FID 2 B (column DB-ALC2)

Compound	Time (min)	Peak Area
Ethanol	1.357	147.798
n-Propanol	2.435	184.811

Scottsdale Police Department Crime Lab Volatiles Analysis

Sample:	2310012-2	Vial:	28
Description:	[REDACTED]	LIMS ID:	[REDACTED]
Method:	ethanol quant.M	Sequence:	23May23
Instrument:	US14173023 CN14160045	Injection date:	5/23/2023 1:43:07 PM
Data file:	C:\Chem32\1\Data\23May23\28.D	Analyst:	Abbott

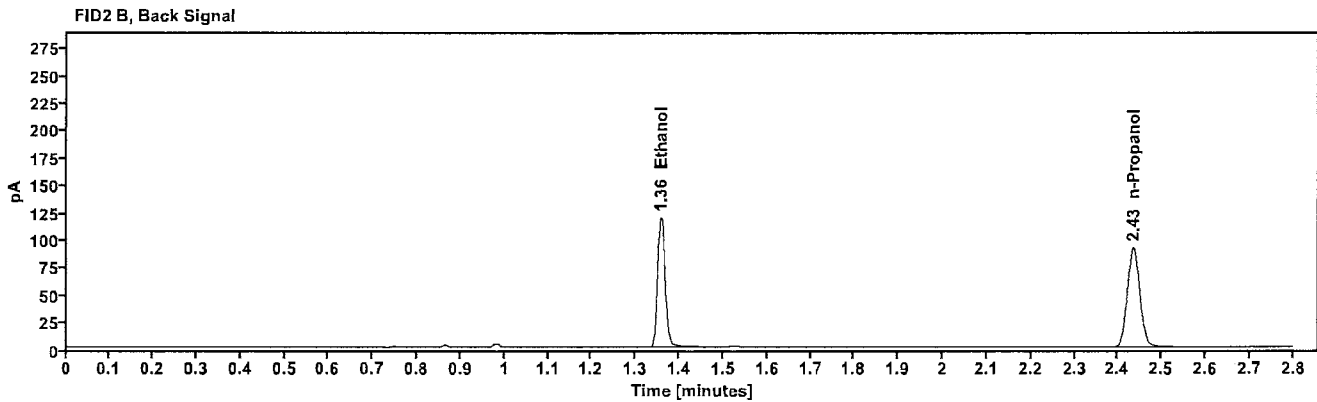
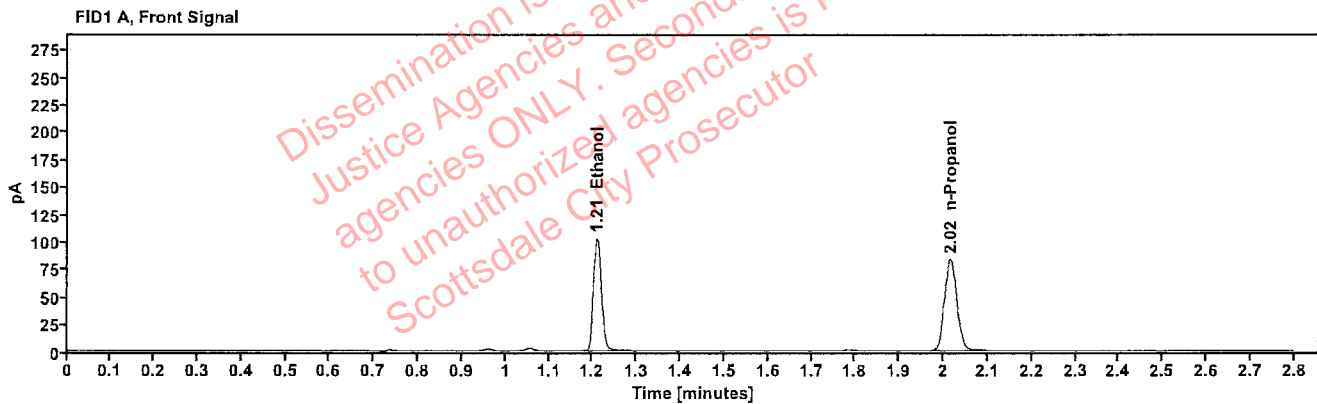


Table 1: FID 1 A (column DB-ALC1)

Compound	Amount (g/100mL)	Time (min)	Peak Area
>Ethanol	0.2064	1.210	131.311
n-Propanol	---	2.015	165.647

Table 2: FID 2 B (column DB-ALC2)

Compound	Time (min)	Peak Area
Ethanol	1.357	143.752
n-Propanol	2.435	180.488

Scottsdale Police Department Crime Lab Volatiles Analysis

Sample:	2310185-1	Vial:	29
Description:	[REDACTED]	LIMS ID:	[REDACTED]
Method:	ethanol quant.M	Sequence:	23May23
Instrument:	US14173023 CN14160045	Injection date:	5/23/2023 1:47:07 PM
Data file:	C:\Chem32\1\Data\23May23\29.D	Analyst:	Abbott

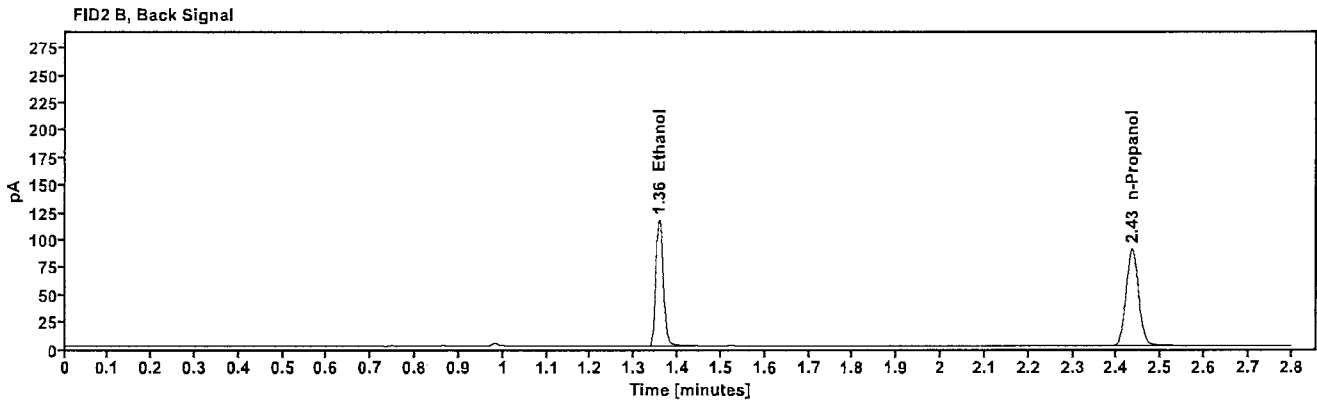
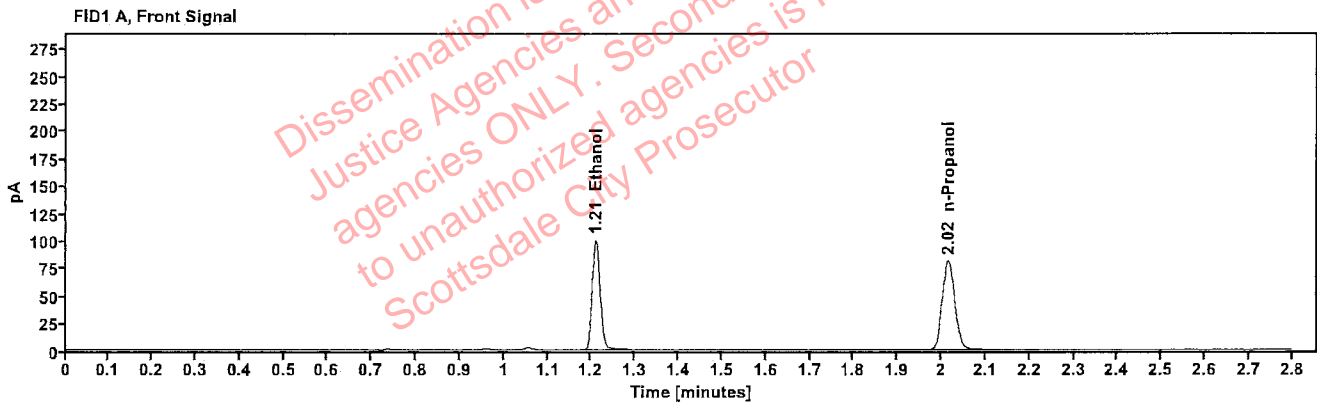


Table 1: FID 1 A (column DB-ALC1)

Compound	Amount (g/100mL)	Time (min)	Peak Area
>Ethanol	0.2066	1.209	128.370
n-Propanol	----	2.015	161.795

Table 2: FID 2 B (column DB-ALC2)

Compound	Time (min)	Peak Area
Ethanol	1.356	139.809
n-Propanol	2.434	176.342

Scottsdale Police Department Crime Lab Volatiles Analysis

Sample:	2310185-1	Vial:	30
Description:		LIMS ID:	
Method:	ethanol quant.M	Sequence:	23May23
Instrument:	US14173023 CN14160045	Injection date:	5/23/2023 1:51:06 PM
Data file:	C:\Chem32\1\Data\23May23\30.D	Analyst:	Abbott

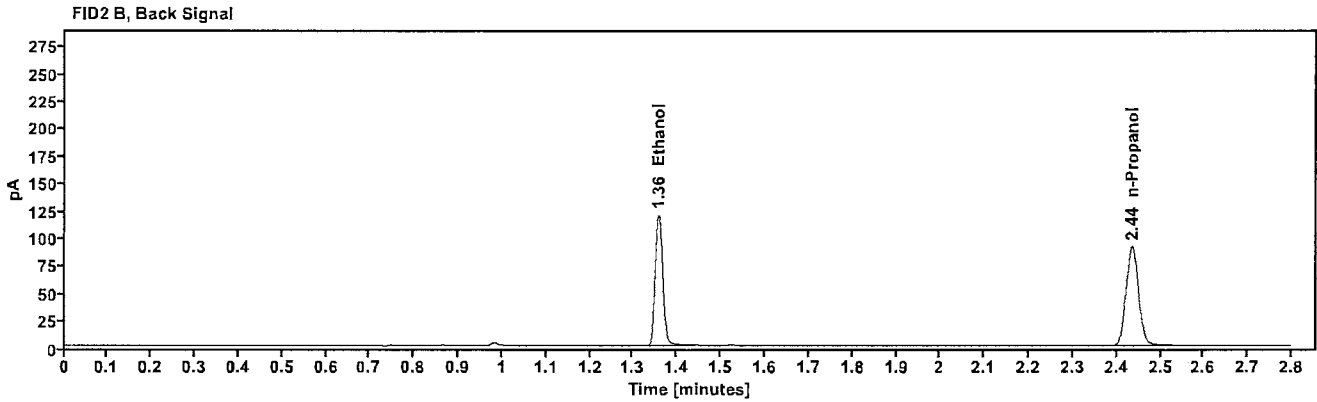
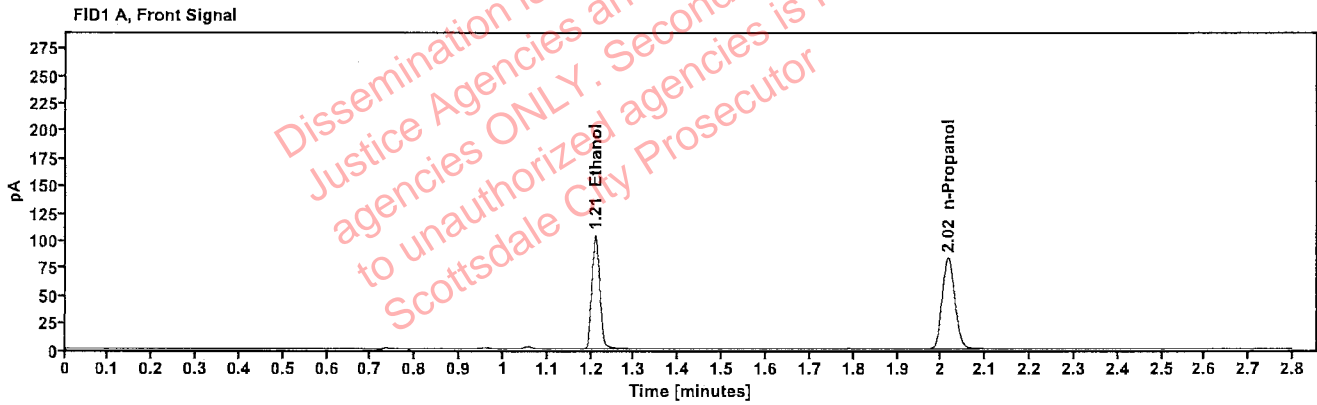


Table 1: FID 1 A (column DB-ALC1)

Compound	Amount (g/100mL)	Time (min)	Peak Area
>Ethanol	0.2088	1.210	132.720
n-Propanol	-----	2.016	165.439

Table 2: FID 2 B (column DB-ALC2)

Compound	Time (min)	Peak Area
Ethanol	1.357	144.865
n-Propanol	2.435	180.234

Scottsdale Police Department Crime Lab Volatiles Analysis

Sample:	2309703-2	Vial:	32
Description:	[REDACTED]	LIMS ID:	[REDACTED]
Method:	ethanol quant.M	Sequence:	23May23
Instrument:	US14173023 CN14160045	Injection date:	5/23/2023 1:59:21 PM
Data file:	C:\Chem32\1\Data\23May23\32.D	Analyst:	Abbott

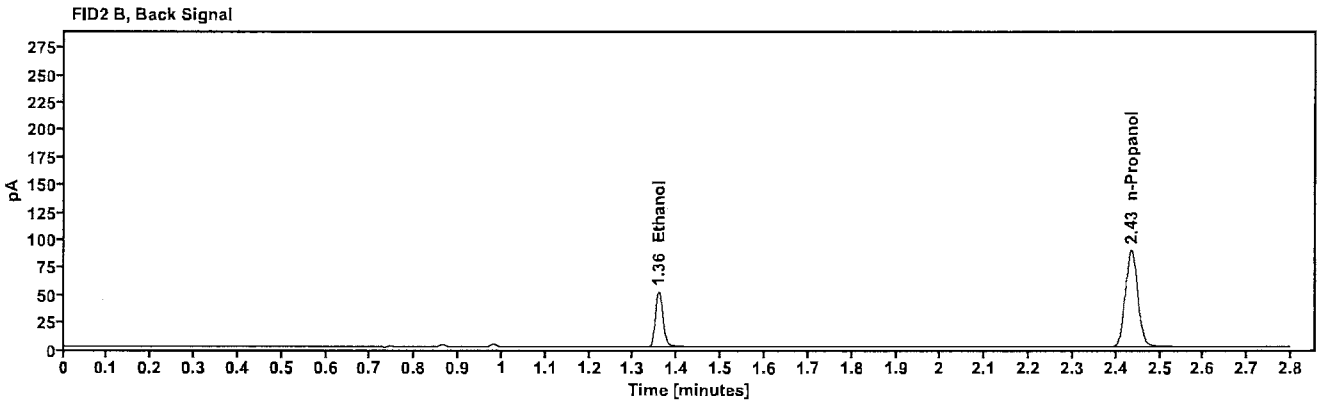
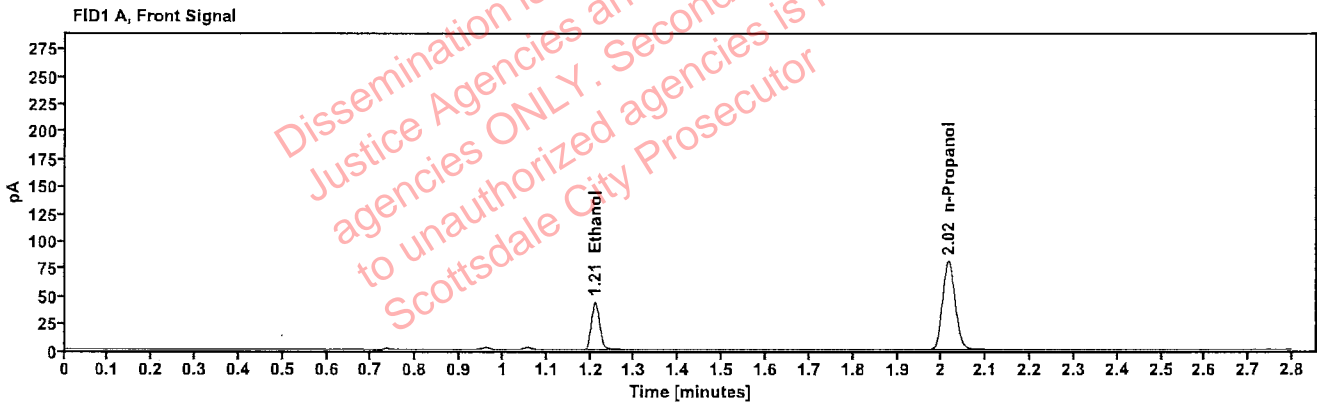


Table 1: FID 1 A (column DB-ALC1)

Compound	Amount (g/100mL)	Time (min)	Peak Area
>Ethanol	0.0908	1.210	56.133
n-Propanol	-----	2.015	161.518

Table 2: FID 2 B (column DB-ALC2)

Compound	Time (min)	Peak Area
Ethanol	1.357	61.200
n-Propanol	2.435	175.892

Scottsdale Police Department Crime Lab Volatiles Analysis

Sample:	2309703-2	Vial:	33
Description:		LIMS ID:	
Method:	ethanol quant.M	Sequence:	23May23
Instrument:	US14173023 CN14160045	Injection date:	5/23/2023 2:03:22 PM
Data file:	C:\Chem32\1\Data\23May23\33.D	Analyst:	Abbott

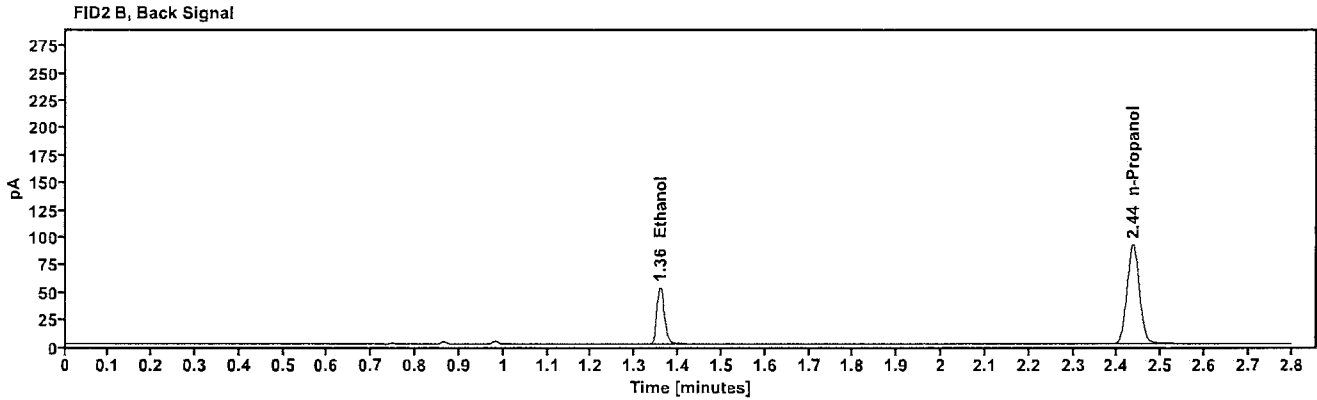
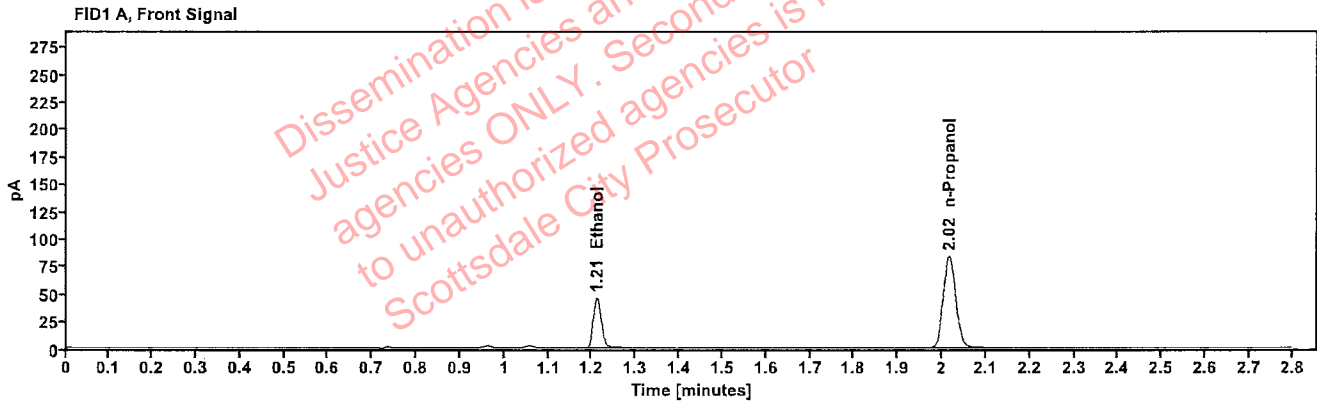


Table 1: FID 1 A (column DB-ALC1)

Compound	Amount (g/100mL)	Time (min)	Peak Area
>Ethanol	0.0919	1.211	58.184
n-Propanol	-----	2.016	165.462

Table 2: FID 2 B (column DB-ALC2)

Compound	Time (min)	Peak Area
Ethanol	1.358	63.469
n-Propanol	2.435	180.185

Scottsdale Police Department Crime Lab Volatiles Analysis

Sample:	VIAL00208	Vial:	34
Description:	[REDACTED]	LIMS ID:	[REDACTED]
Method:	ethanol quant.M	Sequence:	23May23
Instrument:	US14173023 CN14160045	Injection date:	5/23/2023 2:07:21 PM
Data file:	C:\Chem32\1\Data\23May23\34.D	Analyst:	Abbott

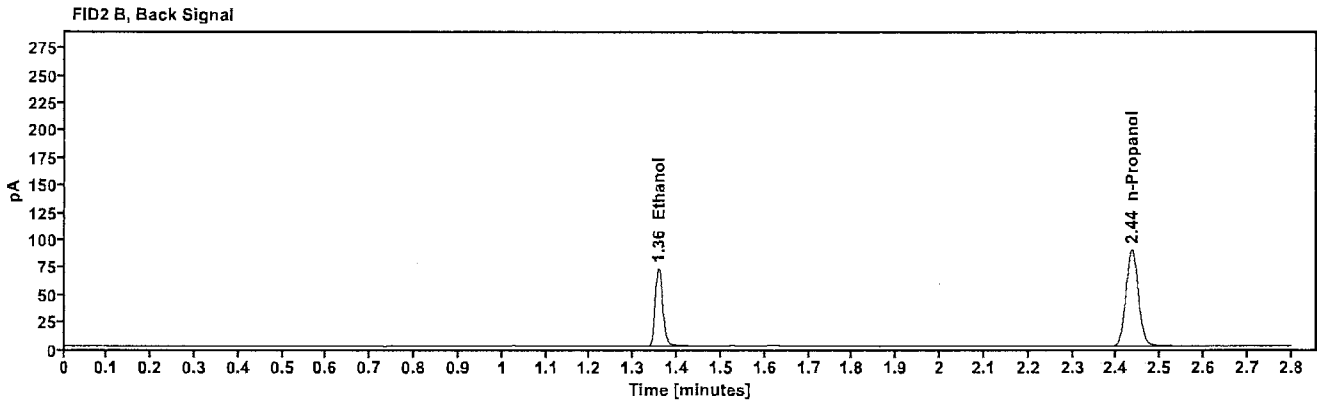
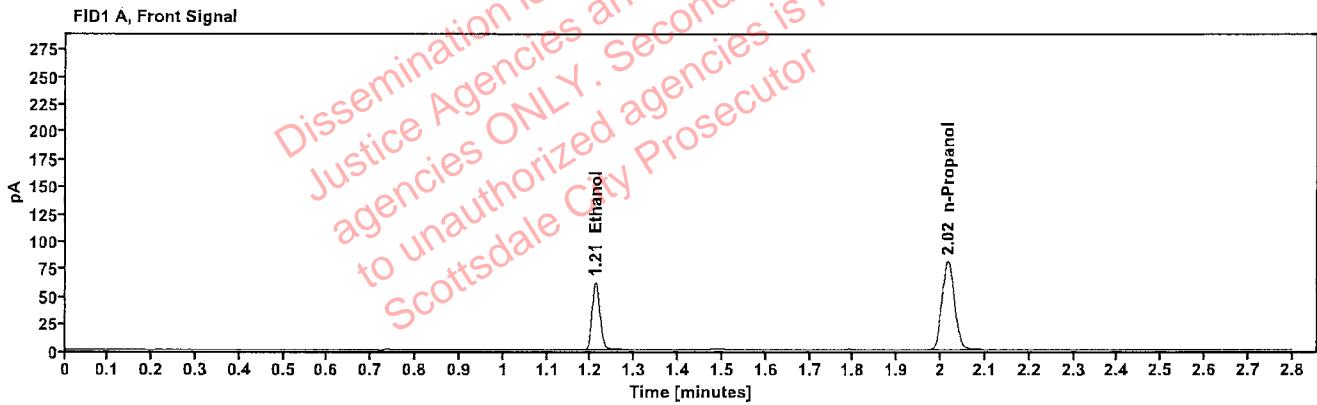


Table 1: FID 1 A (column DB-ALC1)

Compound	Amount (g/100mL)	Time (min)	Peak Area
>Ethanol	0.1278	1.210	79.204
n-Propanol	-----	2.016	161.640

Table 2: FID 2 B (column DB-ALC2)

Compound	Time (min)	Peak Area
Ethanol	1.357	86.500
n-Propanol	2.435	176.081

Abbott, Lori - (24-May-2023)

Case: User: LAbbott 5/24/2023

Scottsdale Police Department Crime Lab Volatiles Analysis

Sample:	VIAL00208	Vial:	35
Description:		LIMS ID:	
Method:	ethanol quant.M	Sequence:	23May23
Instrument:	US14173023 CN14160045	Injection date:	5/23/2023 2:11:22 PM
Data file:	C:\Chem32\1\Data\23May23\35.D	Analyst:	Abbott

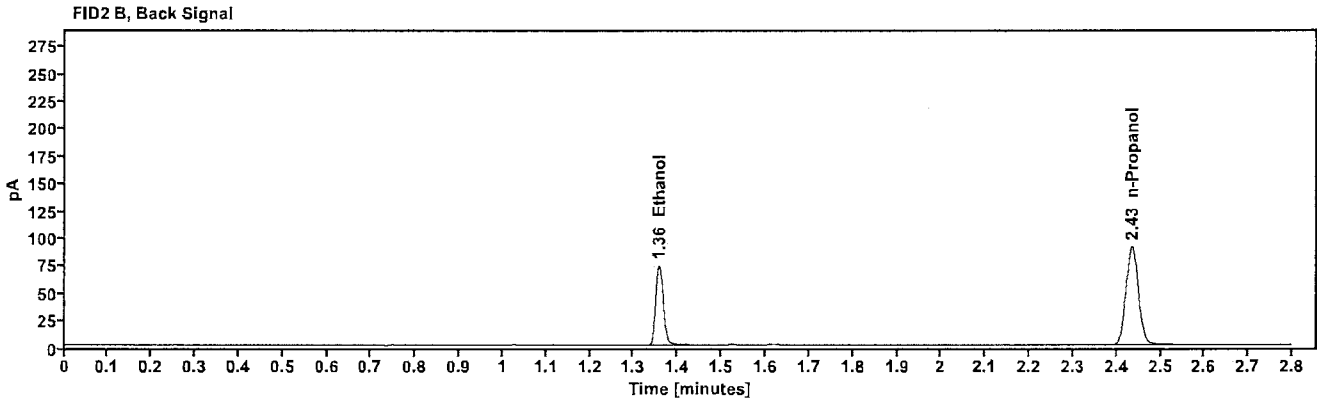
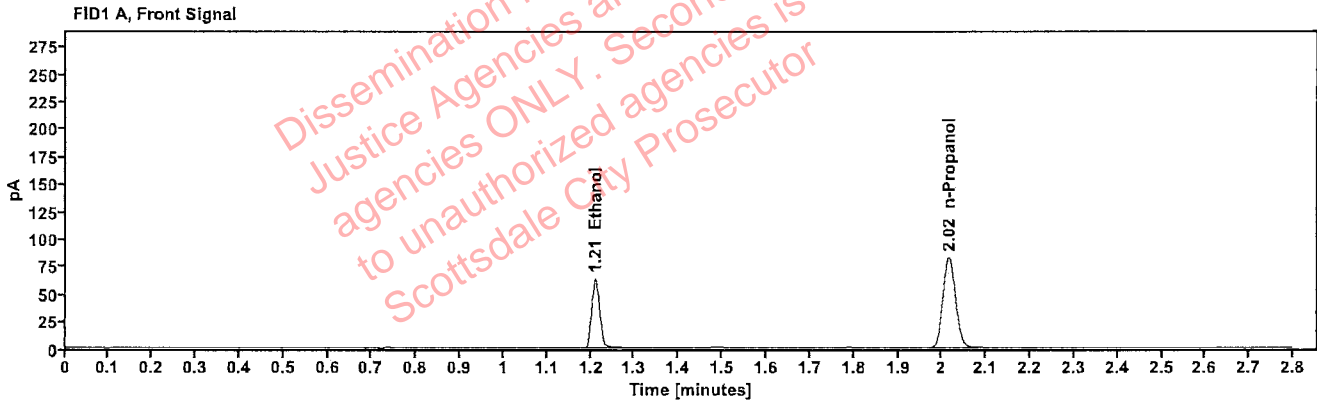


Table 1: FID 1 A (column DB-ALC1)

Compound	Amount (g/100mL)	Time (min)	Peak Area
>Ethanol	0.1282	1.210	80.856
n-Propanol	-----	2.015	164.491

Table 2: FID 2 B (column DB-ALC2)

Compound	Time (min)	Peak Area
Ethanol	1.357	88.136
n-Propanol	2.435	179.237

Scottsdale Police Department Crime Lab Volatiles Analysis

Sample:	VIAL00112	Vial:	36
Description:		LIMS ID:	
Method:	ethanol quant.M	Sequence:	23May23
Instrument:	US14173023 CN14160045	Injection date:	5/23/2023 2:15:22 PM
Data file:	C:\Chem32\1\Data\23May23\36.D	Analyst:	Abbott

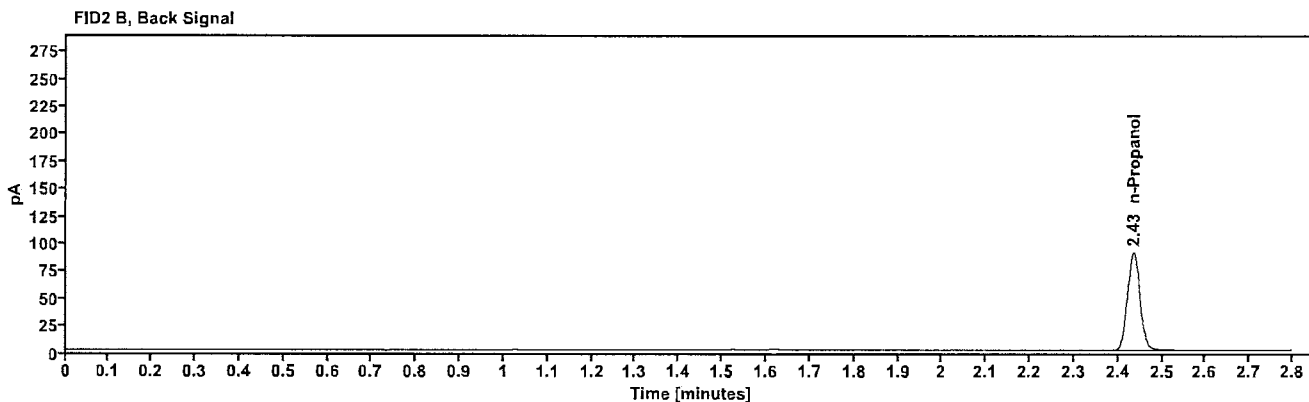
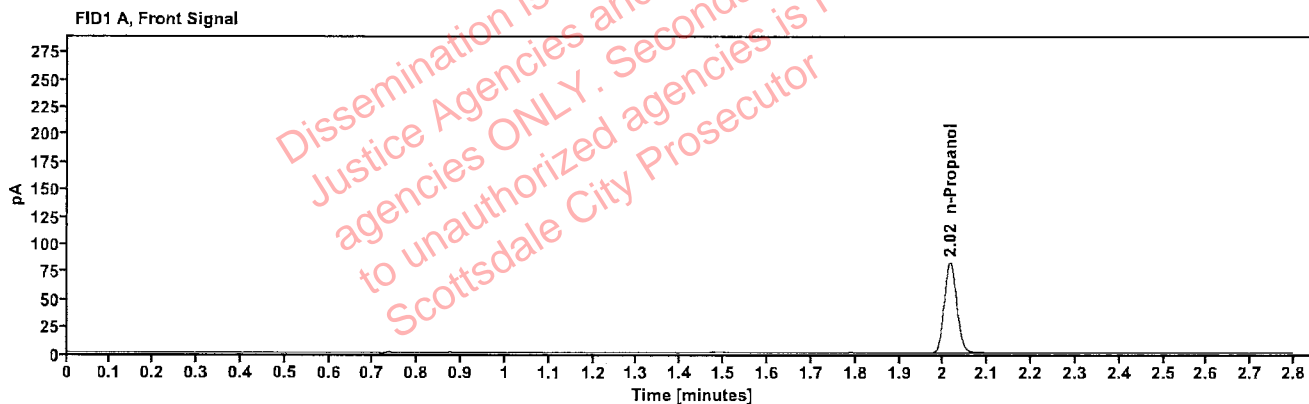


Table 1: FID 1 A (column DB-ALC1)

Compound	Amount (g/100mL)	Time (min)	Peak Area
n-Propanol	-----	2.015	164.143

Table 2: FID 2 B (column DB-ALC2)

Compound	Time (min)	Peak Area
n-Propanol	2.435	178.903

Scottsdale Police Department Crime Lab Volatiles Analysis

Sample:	VIAL00112	Vial:	37
Description:	[REDACTED]	LIMS ID:	[REDACTED]
Method:	ethanol quant.M	Sequence:	23May23
Instrument:	US14173023 CN14160045	Injection date:	5/23/2023 2:19:36 PM
Data file:	C:\Chem32\1\Data\23May23\37.D	Analyst:	Abbott

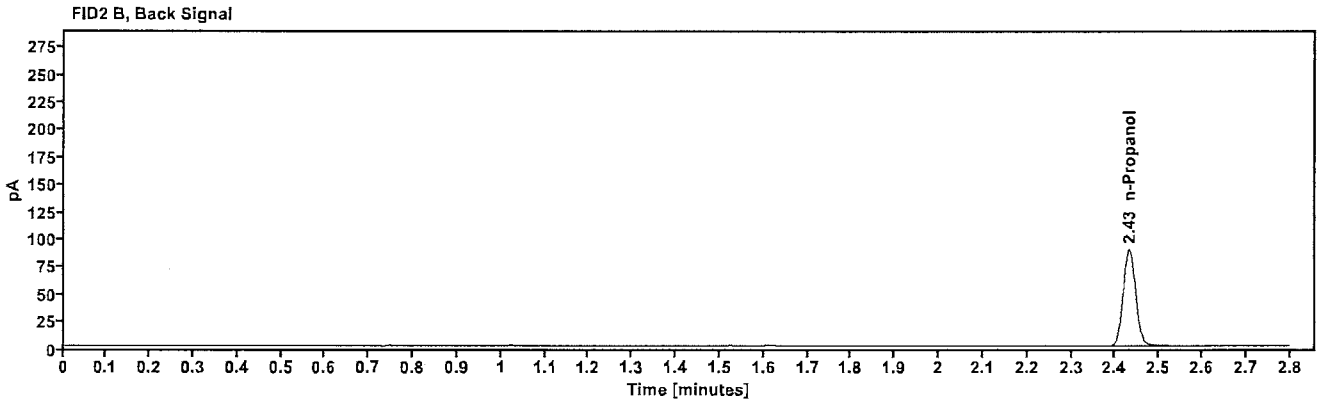
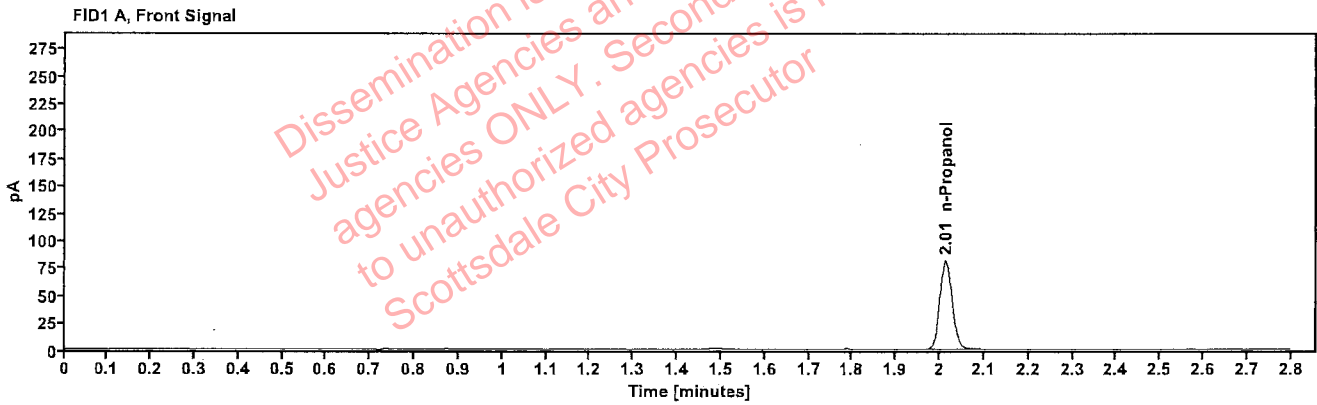


Table 1: FID 1 A (column DB-ALC1)

Compound	Amount (g/100mL)	Time (min)	Peak Area
n-Propanol	-----	2.013	161.504

Table 2: FID 2 B (column DB-ALC2)

Compound	Time (min)	Peak Area
n-Propanol	2.432	176.083

Scottsdale Police Department Crime Lab Volatiles Analysis

Sample:	VIAL00163	Vial:	38
Description:		LIMS ID:	
Method:	ethanol quant.M	Sequence:	23May23
Instrument:	US14173023 CN14160045	Injection date:	5/23/2023 2:23:36 PM
Data file:	C:\Chem32\1\Data\23May23\38.D	Analyst:	Abbott

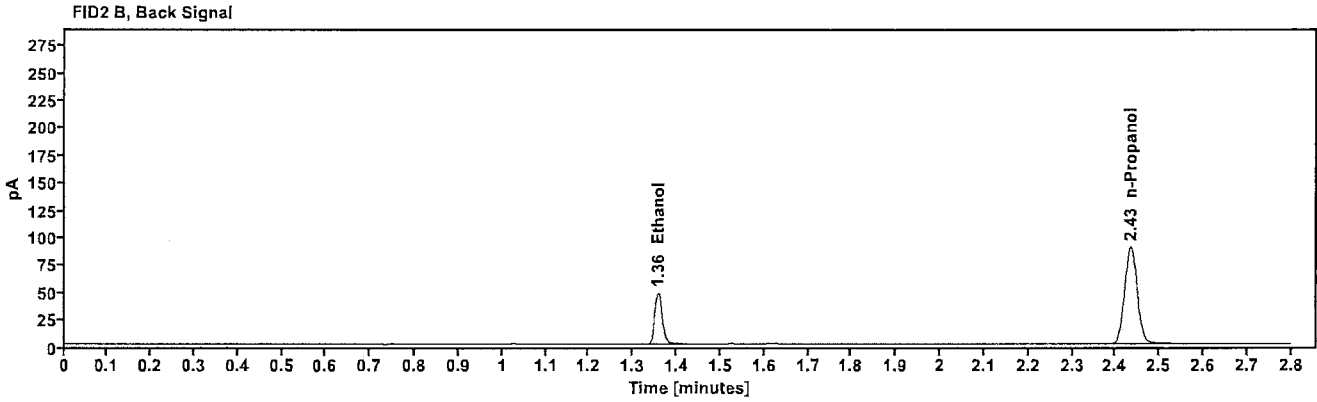
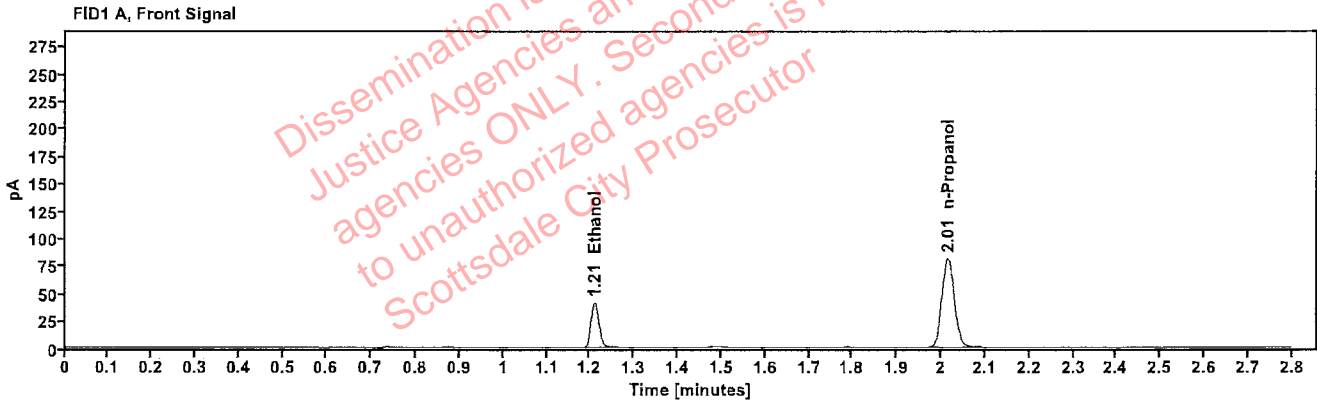


Table 1: FID 1 A (column DB-ALC1)

Compound	Amount (g/100mL)	Time (min)	Peak Area
>Ethanol	0.0842	1.210	52.310
n-Propanol	-----	2.015	162.414

Table 2: FID 2 B (column DB-ALC2)

Compound	Time (min)	Peak Area
Ethanol	1.357	56.866
n-Propanol	2.434	177.134

Scottsdale Police Department Crime Lab Volatiles Analysis

Sample:	VIAL00163	Vial:	39
Description:		LIMS ID:	
Method:	ethanol quant.M	Sequence:	23May23
Instrument:	US14173023 CN14160045	Injection date:	5/23/2023 2:27:36 PM
Data file:	C:\Chem32\1\Data\23May23\39.D	Analyst:	Abbott

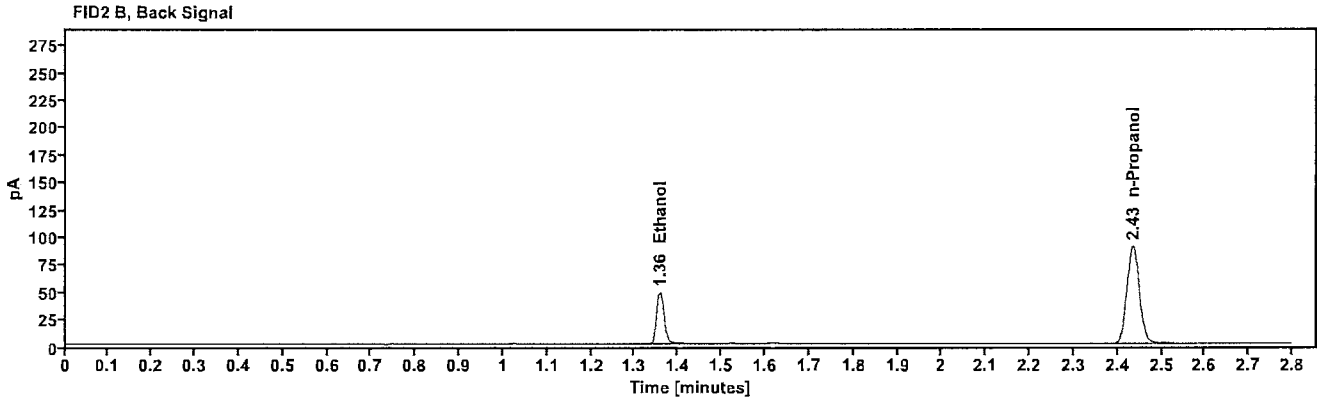
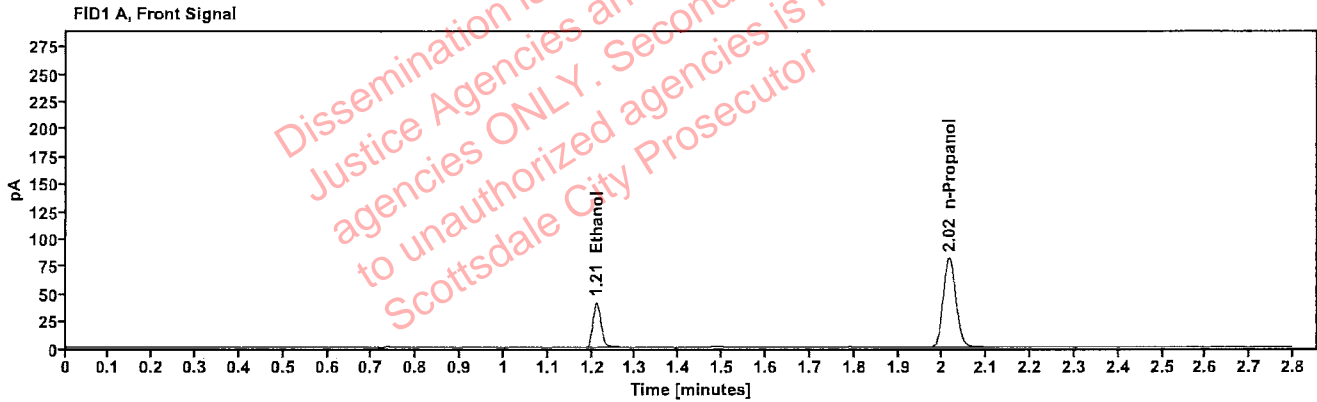


Table 1: FID 1 A (column DB-ALC1)

Compound	Amount (g/100mL)	Time (min)	Peak Area
>Ethanol	0.0849	1.211	52.967
n-Propanol	-----	2.015	163.143

Table 2: FID 2 B (column DB-ALC2)

Compound	Time (min)	Peak Area
Ethanol	1.358	57.598
n-Propanol	2.435	177.939

Scottsdale Police Department Crime Lab Volatiles Analysis

Sample:	VIAL00247	Vial:	40
Description:	[REDACTED]	LIMS ID:	[REDACTED]
Method:	ethanol quant.M	Sequence:	23May23
Instrument:	US14173023 CN14160045	Injection date:	5/23/2023 2:31:36 PM
Data file:	C:\Chem32\1\Data\23May23\40.D	Analyst:	Abbott

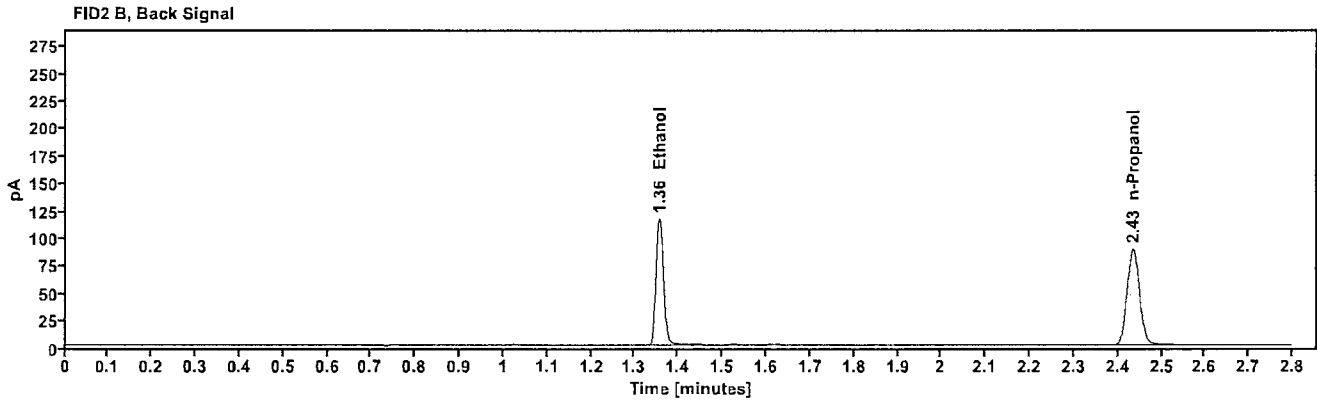
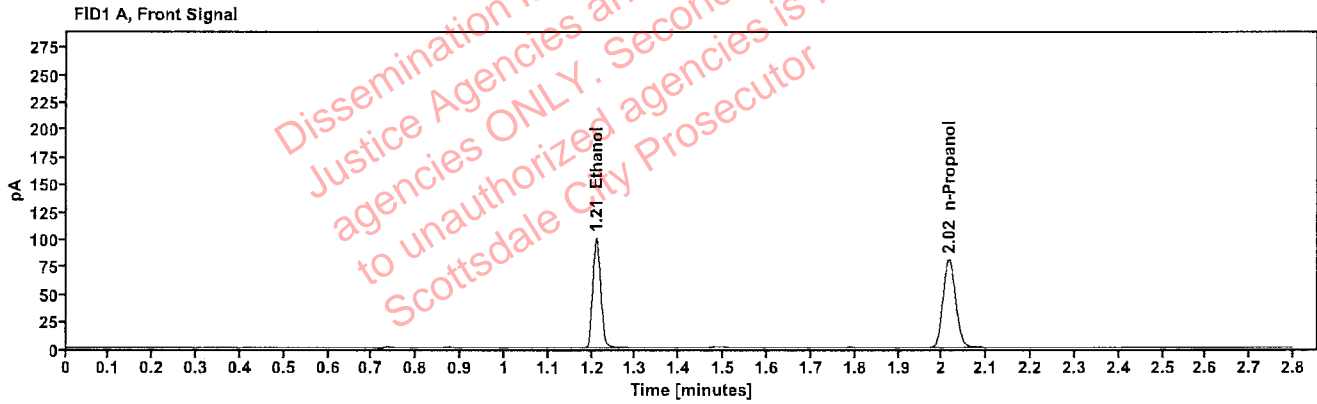


Table 1: FID 1 A (column DB-ALC1)

Compound	Amount (g/100mL)	Time (min)	Peak Area
>Ethanol	0.2074	1.210	128.286
n-Propanol	---	2.015	161.013

Table 2: FID 2 B (column DB-ALC2)

Compound	Time (min)	Peak Area
Ethanol	1.357	140.225
n-Propanol	2.435	175.413

[REDACTED]: Abbott, Lori - (24-May-2023)

Case: [REDACTED] User: LAbbott 5/24/2023

Scottsdale Police Department Crime Lab Volatiles Analysis

Sample:	VIAL00247	Vial:	41
Description:	[REDACTED]	LIMS ID:	[REDACTED]
Method:	ethanol quant.M	Sequence:	23May23
Instrument:	US14173023 CN14160045	Injection date:	5/23/2023 2:35:36 PM
Data file:	C:\Chem32\1\Data\23May23\41.D	Analyst:	Abbott

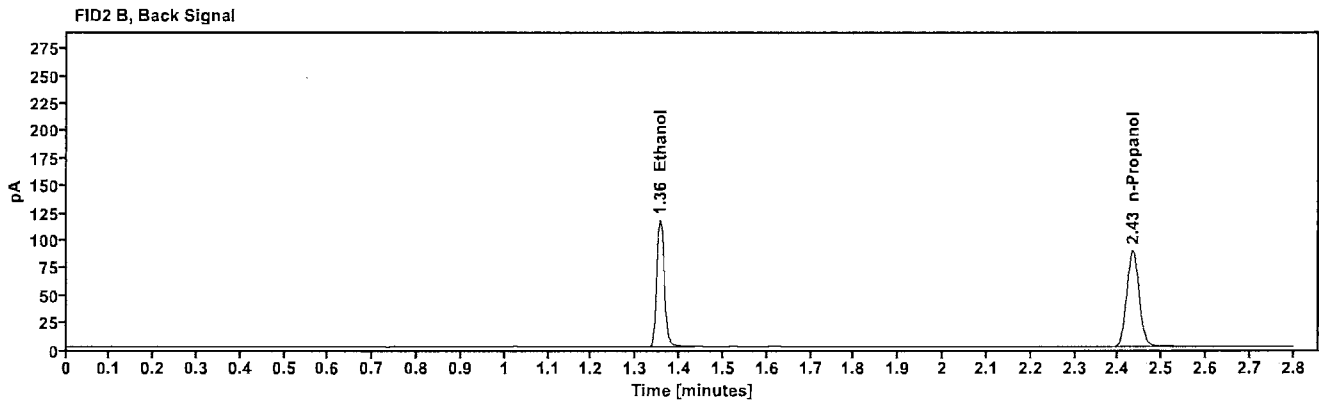
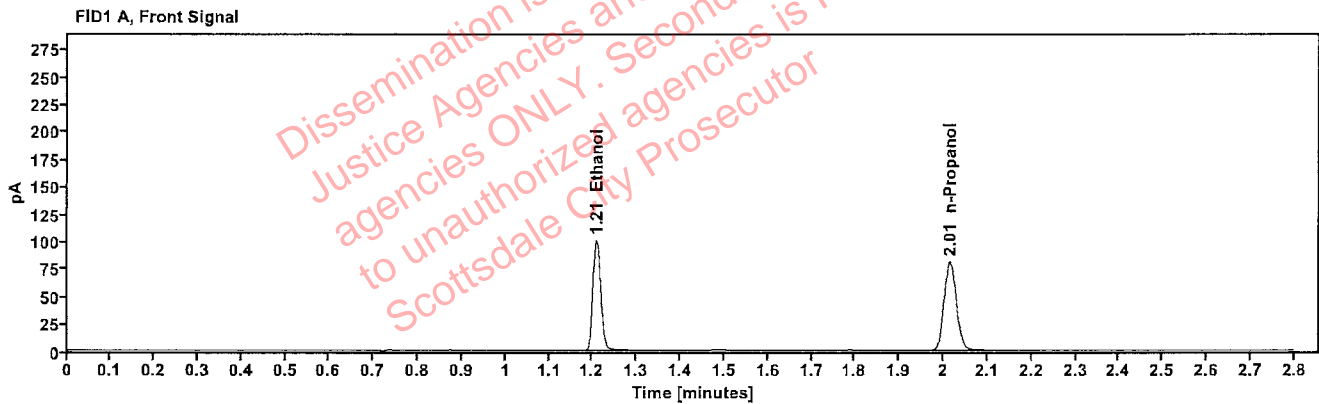


Table 1: FID 1 A (column DB-ALC1)

Compound	Amount (g/100mL)	Time (min)	Peak Area
>Ethanol	0.2060	1.209	127.067
n-Propanol	-----	2.014	160.610

Table 2: FID 2 B (column DB-ALC2)

Compound	Time (min)	Peak Area
Ethanol	1.355	138.992
n-Propanol	2.433	175.058

Scottsdale Police Department Crime Lab Volatiles Analysis

Sample:	2310380-1	Vial:	43
Description:	[REDACTED]	LIMS ID:	[REDACTED]
Method:	ethanol quant.M	Sequence:	23May23
Instrument:	US14173023 CN14160045	Injection date:	5/23/2023 2:43:51 PM
Data file:	C:\Chem32\1\Data\23May23\43.D	Analyst:	Abbott

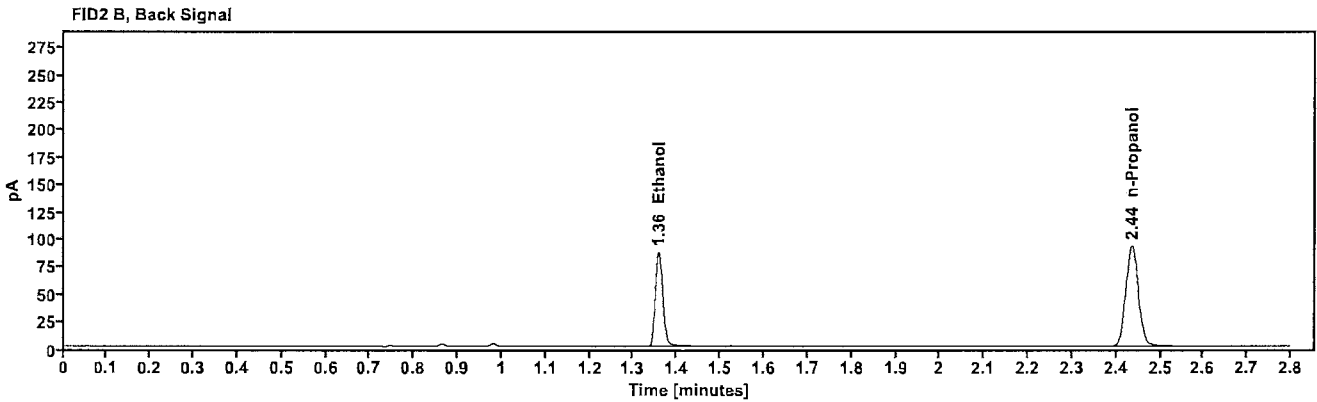
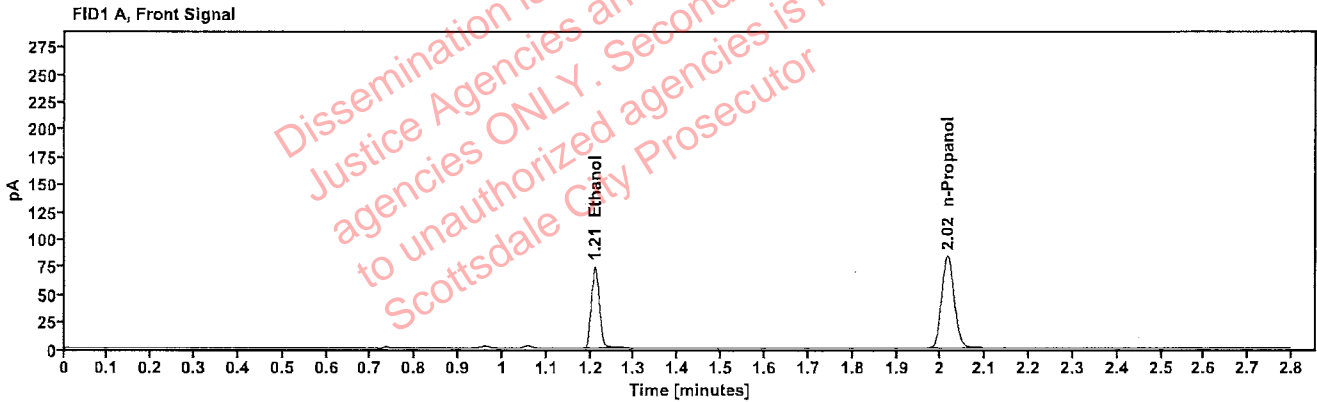


Table 1: FID 1 A (column DB-ALC1)

Compound	Amount (g/100mL)	Time (min)	Peak Area
>Ethanol	0.1485	1.210	95.108
n-Propanol	-----	2.016	166.992

Table 2: FID 2 B (column DB-ALC2)

Compound	Time (min)	Peak Area
Ethanol	1.357	104.071
n-Propanol	2.435	182.083

[REDACTED]: Abbott, Lori - (24-May-2023)

Case: [REDACTED] User: LAbbott 5/24/2023

Scottsdale Police Department Crime Lab Volatiles Analysis

Sample:	2310380-1	Vial:	44
Description:	[REDACTED]	LIMS ID:	[REDACTED]
Method:	ethanol quant.M	Sequence:	23May23
Instrument:	US14173023 CN14160045	Injection date:	5/23/2023 2:47:51 PM
Data file:	C:\Chem32\1\Data\23May23\44.D	Analyst:	Abbott

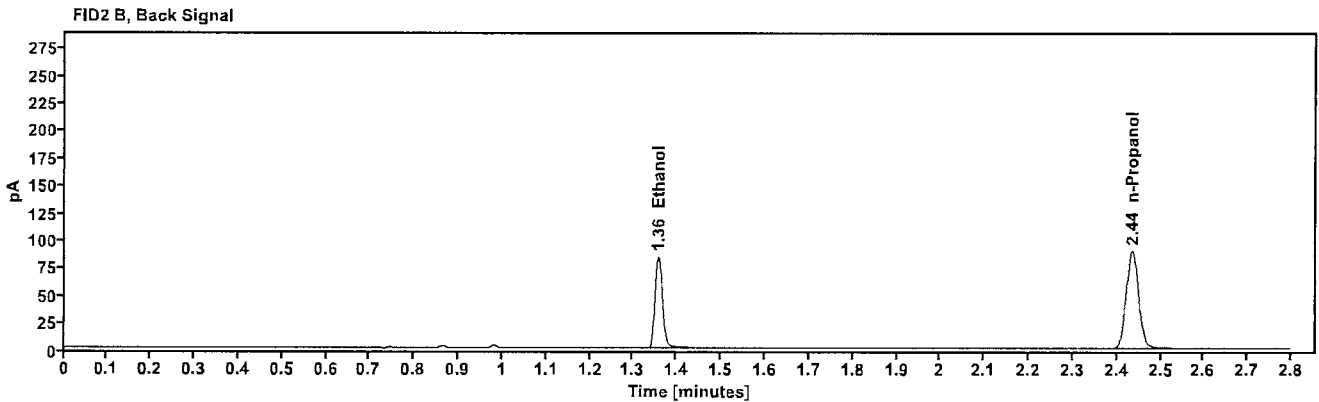
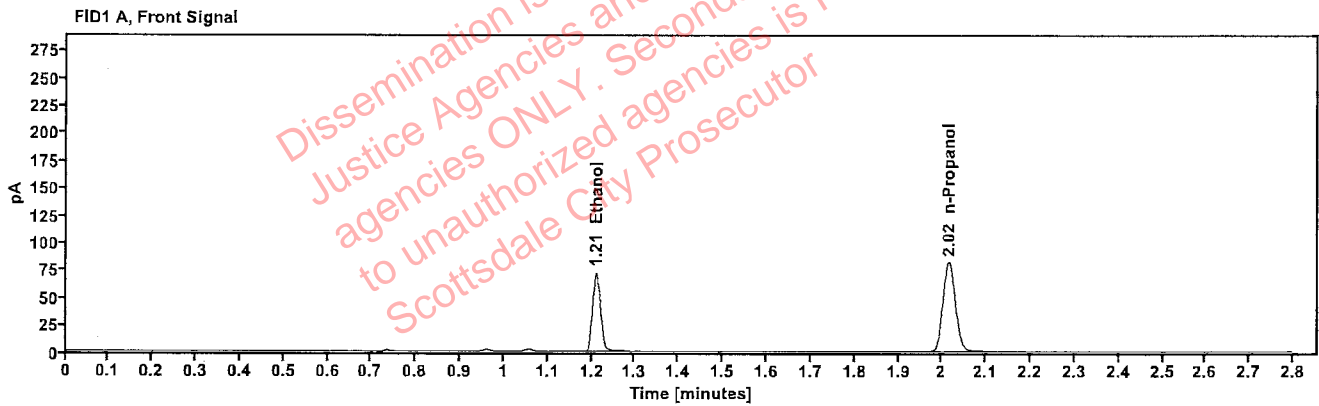


Table 1: FID 1 A (column DB-ALC1)

Compound	Amount (g/100mL)	Time (min)	Peak Area
>Ethanol	0.1476	1.210	92.117
n-Propanol	-----	2.016	162.700

Table 2: FID 2 B (column DB-ALC2)

Compound	Time (min)	Peak Area
Ethanol	1.357	100.688
n-Propanol	2.435	177.301

Scottsdale Police Department Crime Lab Volatiles Analysis

Sample:	2310214-2	Vial:	45
Description:	[REDACTED]	LIMS ID:	[REDACTED]
Method:	ethanol quant.M	Sequence:	23May23
Instrument:	US14173023 CN14160045	Injection date:	5/23/2023 2:51:51 PM
Data file:	C:\Chem32\1\Data\23May23\45.D	Analyst:	Abbott

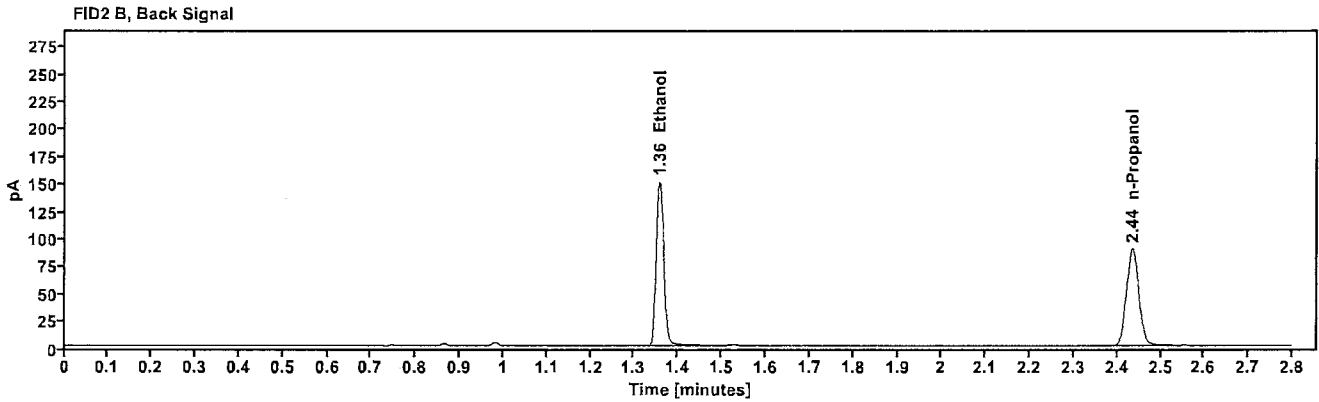
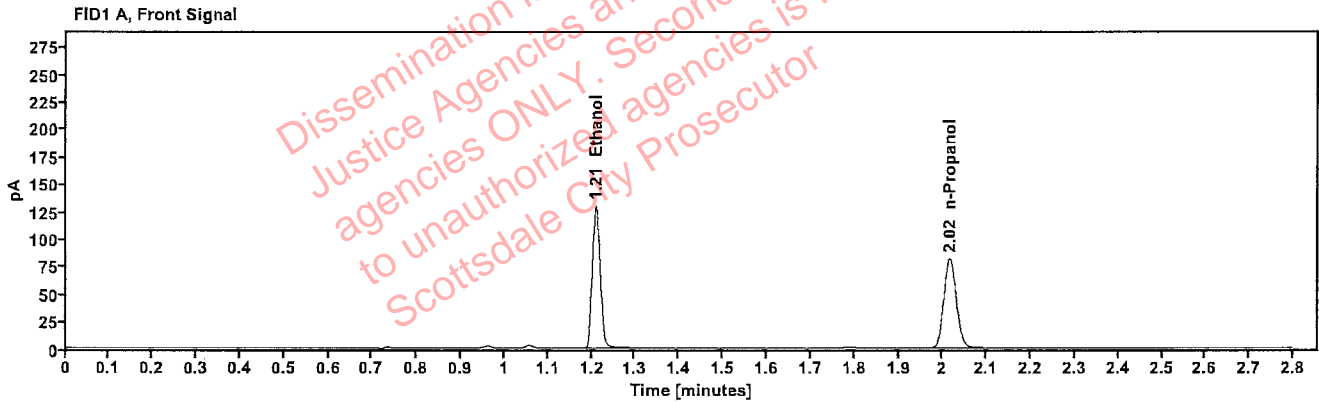


Table 1: FID 1 A (column DB-ALC1)

Compound	Amount (g/100mL)	Time (min)	Peak Area
>Ethanol	0.2648	1.210	165.335
n-Propanol	-----	2.016	162.435

Table 2: FID 2 B (column DB-ALC2)

Compound	Time (min)	Peak Area
Ethanol	1.357	181.357
n-Propanol	2.435	176.653

Scottsdale Police Department Crime Lab Volatiles Analysis

Sample:	2310214-2	Vial:	46
Description:		LIMS ID:	
Method:	ethanol quant.M	Sequence:	23May23
Instrument:	US14173023 CN14160045	Injection date:	5/23/2023 2:55:51 PM
Data file:	C:\Chem32\1\Data\23May23\46.D	Analyst:	Abbott

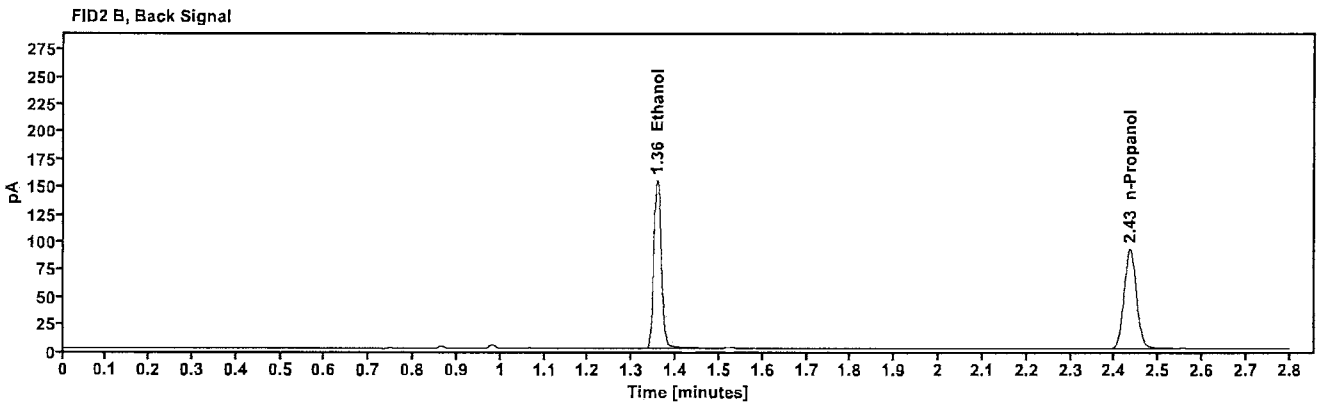
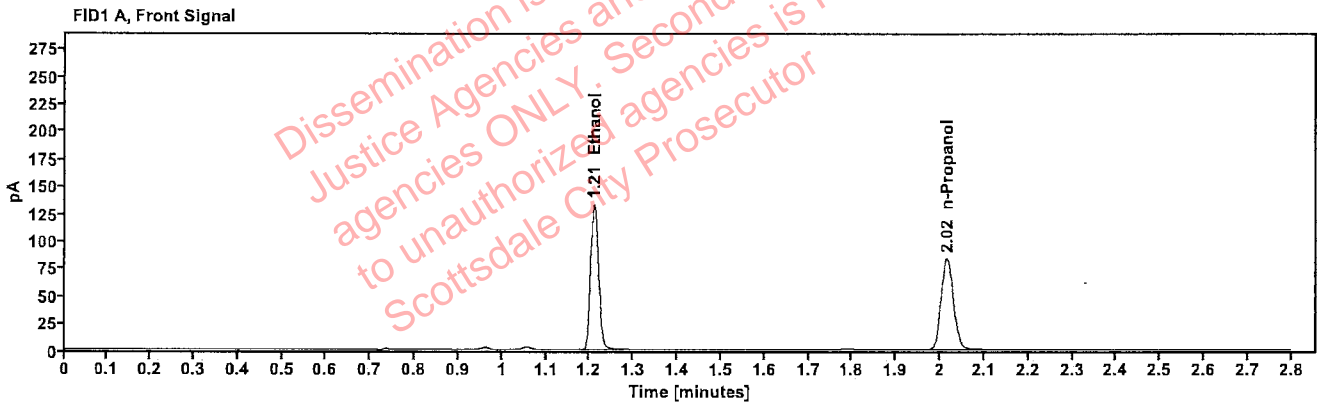


Table 1: FID 1 A (column DB-ALC1)

Compound	Amount (g/100mL)	Time (min)	Peak Area
>Ethanol	0.2645	1.209	169.302
n-Propanol	----	2.015	166.554

Table 2: FID 2 B (column DB-ALC2)

Compound	Time (min)	Peak Area
Ethanol	1.357	185.668
n-Propanol	2.435	181.106

Scottsdale Police Department Crime Lab Volatiles Analysis

Sample: FN03122113	Vial: 47
Description: Cerilliant, 0.020	LIMS ID: verification
Method: ethanol quant.M	Sequence: 23May23
Instrument: US14173023 CN14160045	Injection date: 5/23/2023 2:59:52 PM
Data file: C:\Chem32\1\Data\23May23\47.D	Analyst: Abbott <i>JA</i>

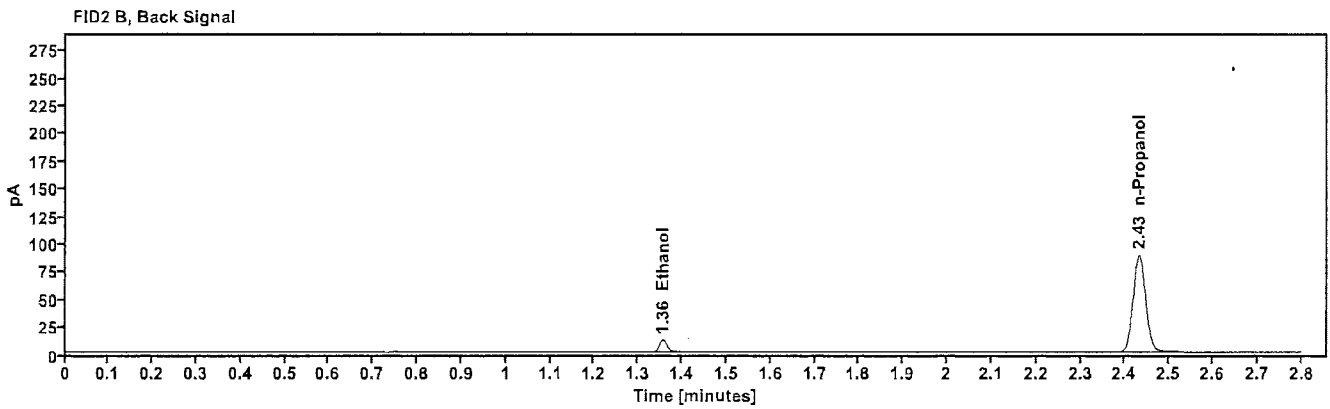
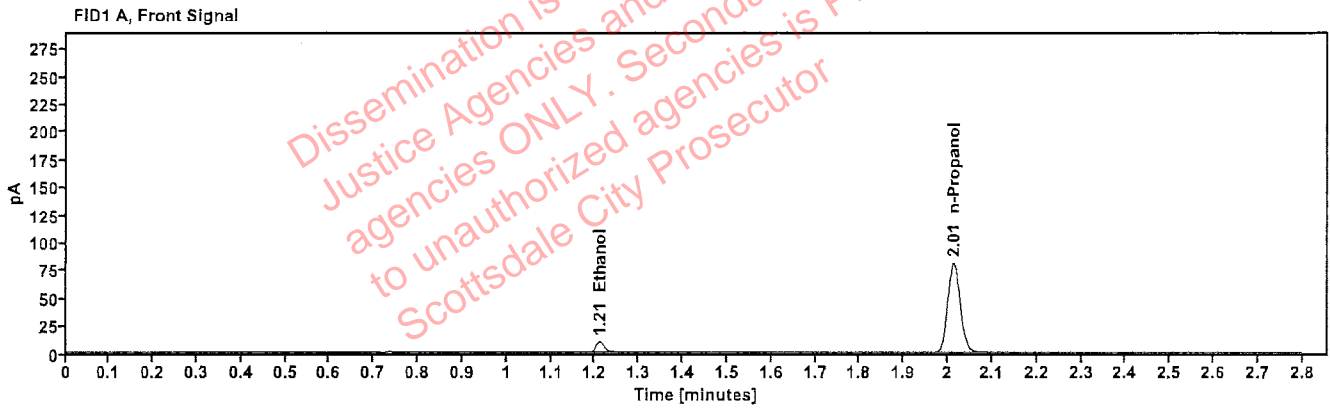


Table 1: FID 1 A (column DB-ALC1)

Compound	Amount (g/100mL)	Time (min)	Peak Area
>Ethanol	0.0203	1.211	12.211
n-Propanol	-----	2.013	160.890

Table 2: FID 2 B (column DB-ALC2)

Compound	Time (min)	Peak Area
Ethanol	1.356	13.259
n-Propanol	2.432	175.408

Scottsdale Police Department Crime Lab Volatiles Analysis

Sample: FN03122113	Vial: 48
Description: Cerilliant, 0.020	LIMS ID: verification
Method: ethanol quant.M	Sequence: 23May23
Instrument: US14173023 CN14160045	Injection date: 5/23/2023 3:03:52 PM
Data file: C:\Chem32\1\Data\23May23\48.D	Analyst: Abbott DM

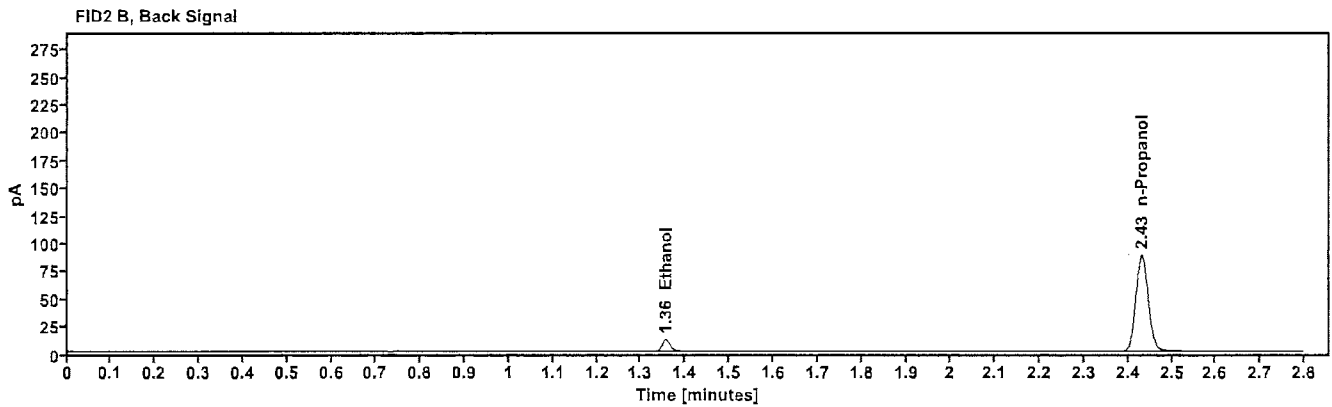
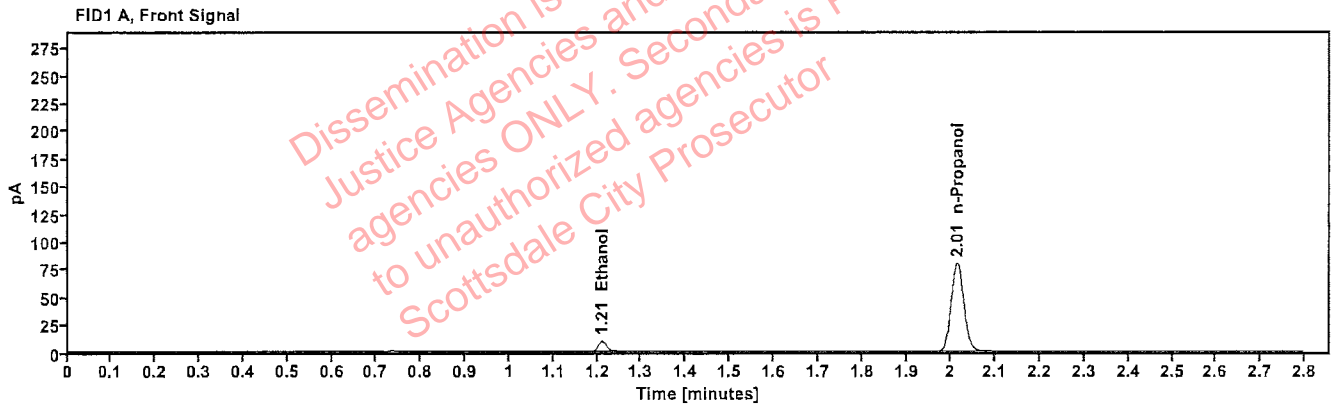


Table 1: FID 1 A (column DB-ALC1)

Compound	Amount (g/100mL)	Time (min)	Peak Area
>Ethanol	0.0202	1.210	11.947
n-Propanol	-----	2.013	158.786

Table 2: FID 2 B (column DB-ALC2)

Compound	Time (min)	Peak Area
Ethanol	1.356	12.962
n-Propanol	2.432	172.901

Scottsdale Police Department Crime Lab Volatiles Analysis

Sample: FN11172002	Vial: 49
Description: Cerilliant, 0.100	LIMS ID: verification
Method: ethanol quant.M	Sequence: 23May23
Instrument: US14173023 CN14160045	Injection date: 5/23/2023 3:08:07 PM
Data file: C:\Chem32\1\Data\23May23\49.D	Analyst: Abbott <i>ah</i>

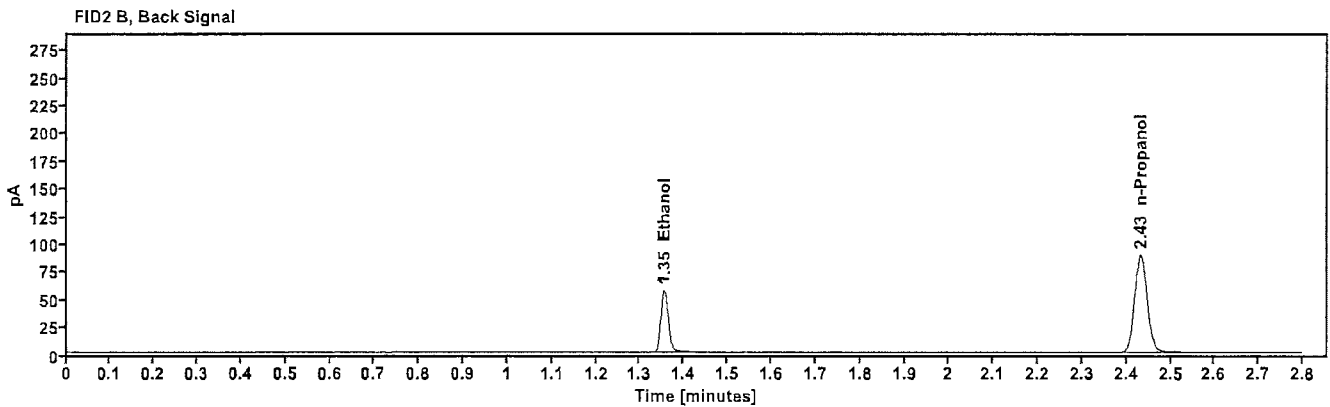
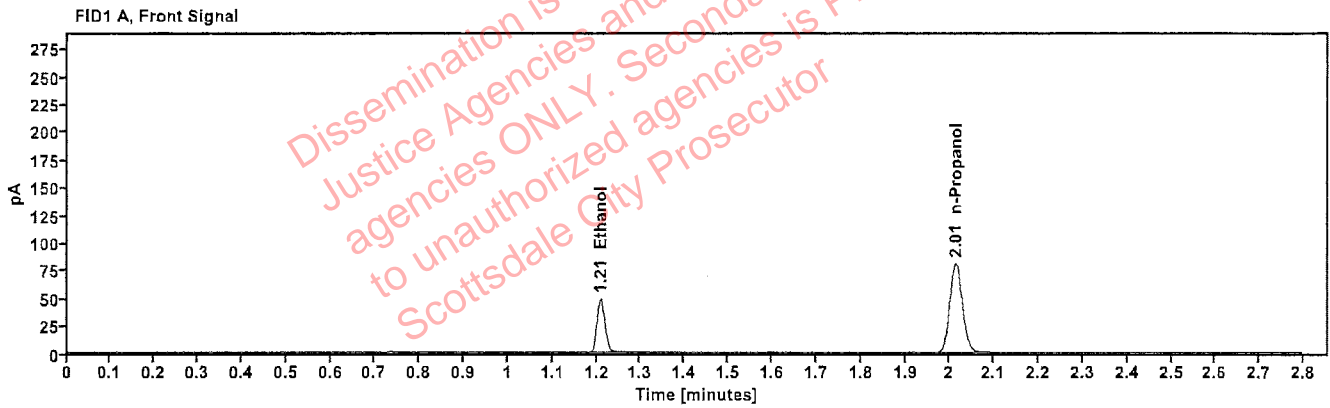


Table 1: FID 1 A (column DB-ALC1)

Compound	Amount (g/100mL)	Time (min)	Peak Area
>Ethanol	0.1008	1.209	61.984
n-Propanol	-----	2.014	160.581

Table 2: FID 2 B (column DB-ALC2)

Compound	Time (min)	Peak Area
Ethanol	1.355	67.812
n-Propanol	2.432	174.939

Scottsdale Police Department Crime Lab Volatiles Analysis

Sample: FN11172002	Vial: 50
Description: Cerilliant, 0.100	LIMS ID: verification
Method: ethanol quant.M	Sequence: 23May23
Instrument: US14173023 CN14160045	Injection date: 5/23/2023 3:12:07 PM
Data file: C:\Chem32\1\Data\23May23\50.D	Analyst: Abbott <i>MA</i>

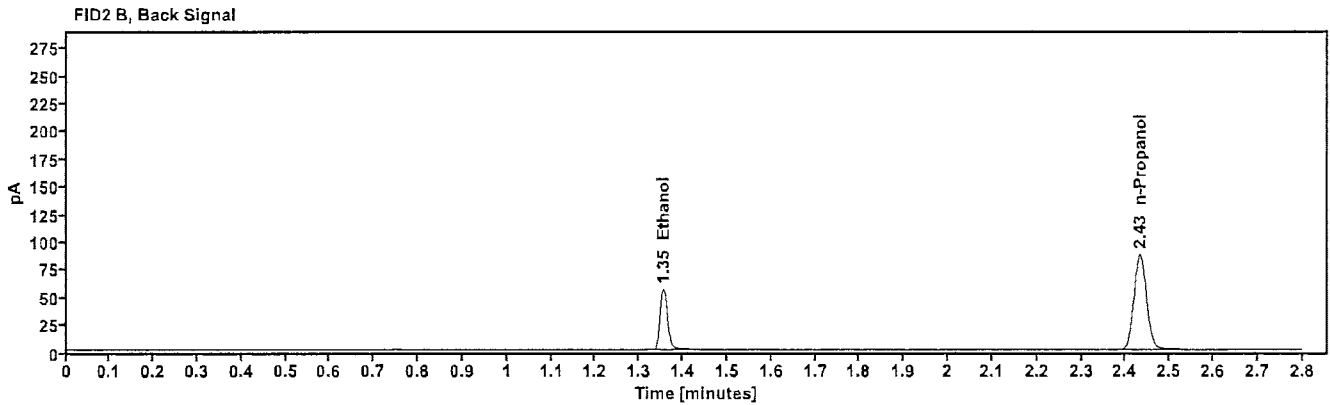
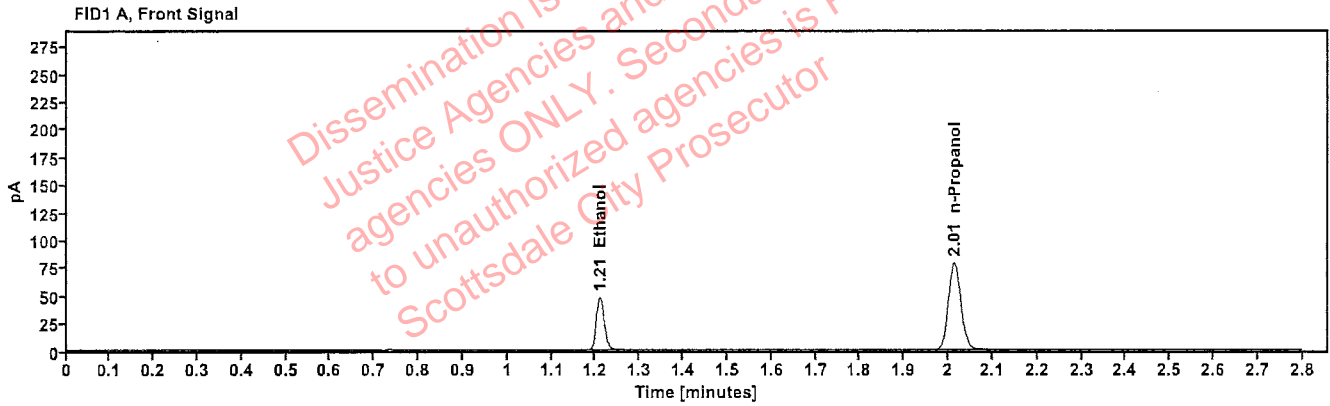


Table 1: FID 1 A (column DB-ALC1)

Compound	Amount (g/100mL)	Time (min)	Peak Area
>Ethanol	0.1007	1.209	60.715
n-Propanol	-----	2.014	157.438

Table 2: FID 2 B (column DB-ALC2)

Compound	Time (min)	Peak Area
Ethanol	1.355	66.379
n-Propanol	2.432	171.573

Scottsdale Police Department Crime Lab Volatiles Analysis

Sample: FN03132302	Vial: 51
Description: Cerilliant, 0.200	LIMS ID: verification
Method: ethanol quant.M	Sequence: 23May23
Instrument: US14173023 CN14160045	Injection date: 5/23/2023 3:16:06 PM
Data file: C:\Chem32\1\Data\23May23\51.D	Analyst: Abbott

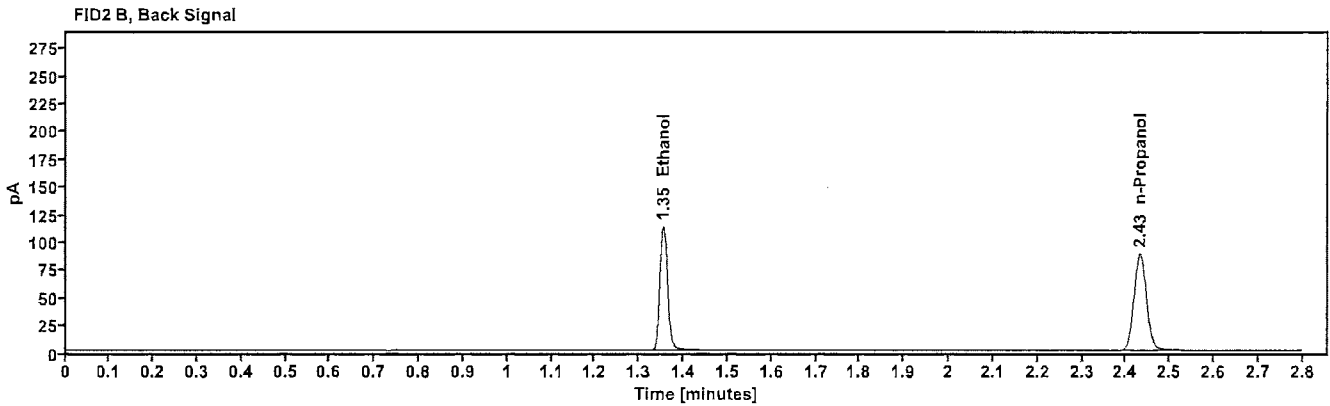
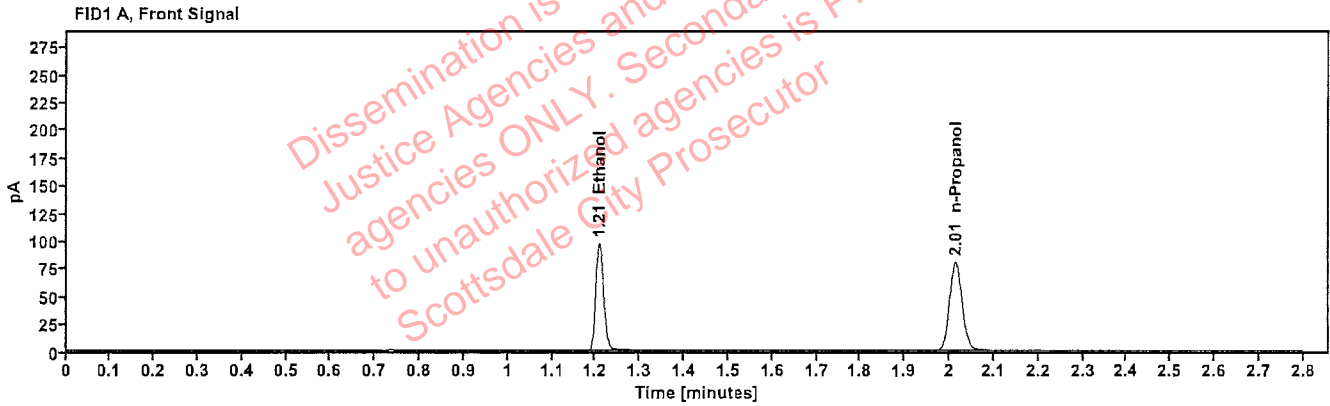


Table 1: FID 1 A (column DB-ALC1)

Compound	Amount (g/100mL)	Time (min)	Peak Area
>Ethanol	0.2009	1.208	123.256
n-Propanol	-----	2.013	159.711

Table 2: FID 2 B (column DB-ALC2)

Compound	Time (min)	Peak Area
Ethanol	1.354	135.011
n-Propanol	2.432	174.114

Scottsdale Police Department Crime Lab Volatiles Analysis

Sample: FN03132302	Vial: 52
Description: Cerilliant, 0.200	LIMS ID: verification
Method: ethanol quant.M	Sequence: 23May23
Instrument: US14173023 CN14160045	Injection date: 5/23/2023 3:20:06 PM
Data file: C:\Chem32\1\Data\23May23\52.D	Analyst: Abbott

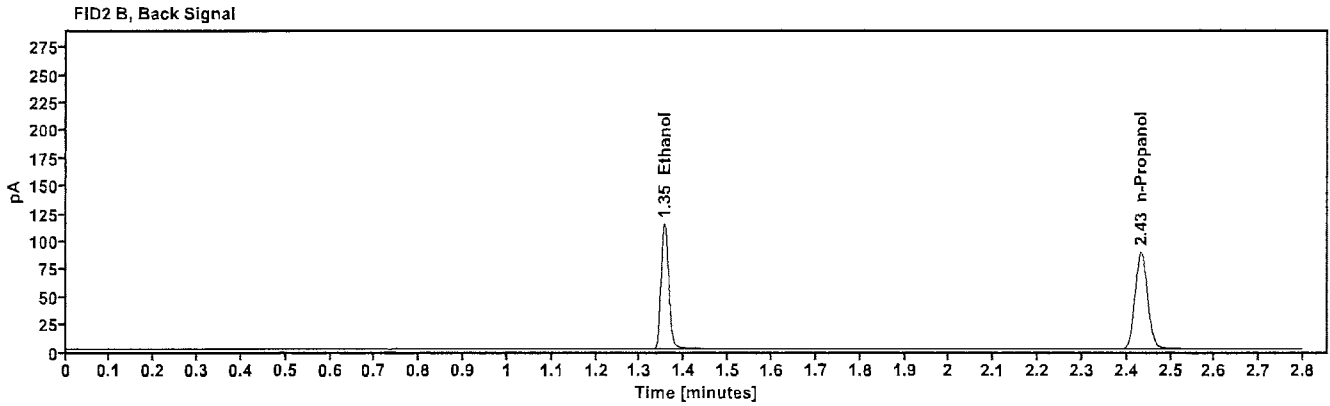
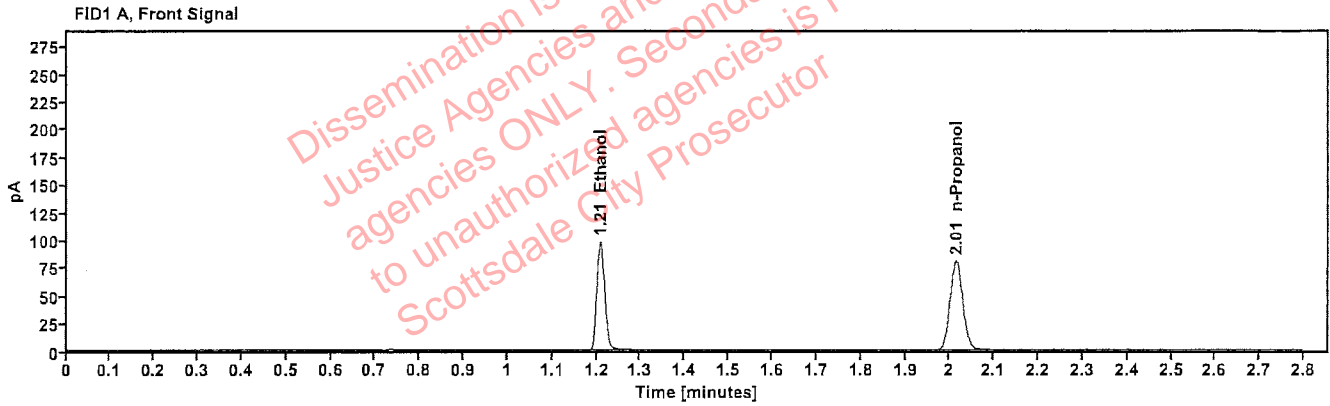


Table 1: FID 1 A (column DB-ALC1)

Compound	Amount (g/100mL)	Time (min)	Peak Area
>Ethanol	0.2019	1.208	123.969
n-Propanol	-----	2.014	159.893

Table 2: FID 2 B (column DB-ALC2)

Compound	Time (min)	Peak Area
Ethanol	1.355	136.096
n-Propanol	2.433	174.369