

SCOTTSDALE POLICE DEPARTMENT CRIME LABORATORY BLOOD ALCOHOL FACE SHEET

ANALYSIS DATE 7/25/23 SEQUENCE NAME 25Jul23

EQUIPMENT

Pipettor Hamilton ML600EH7497 Hamilton ML600GJ10749
 Gas Chromatograph Agilent US14173023

INSTRUMENT CALIBRATION

Vial 1 0.02 calibrator Lot FN10051909 Coefficient of determination (r²)
 Vial 2 0.10 calibrator Lot FN05311902 0.99999
 Vial 3 0.20 calibrator Lot FN02052101
 Vial 4 0.40 calibrator Lot FN03052102

CALIBRATION VERIFICATION AND RESOLUTION TEST

Vial	Sample	Expected result	Measured result	Manufacturer/lot
5	Blank	Not detected	Not detected	SPD lab 011823WB
6	Volatiles mix	6 compounds	6 compounds	SPD lab 050721MIX
7	Aqueous control	0.400 g/dL	0.402 g/dL	Lipomed 30012020-A
8	Aqueous control	0.040 g/dL	0.041 g/dL	Lipomed 14082019-B
9	Blood control	0.199 g/dL	0.204 g/dL	ACQ 4110320133/10
20	Aqueous control	0.080 g/dL	0.081 g/dL	Lipomed 20012020-B
31	Blood control	0.199 g/dL	0.204 g/dL	ACQ 4110320133/10
42	Aqueous control	0.080 g/dL	0.080 g/dL	Lipomed 20012020-B
53	Aqueous control	0.400 g/dL	0.402 g/dL	Lipomed 30012020-A
54	Aqueous control	0.040 g/dL	0.041 g/dL	Lipomed 14082019-B
55	Blood control	0.199 g/dL	0.204 g/dL	ACQ 4110320133/10
56	Blank	Not detected	Not detected	SPD lab 060223AQ

SUBJECT SAMPLES

Subjects in the sequence 20 Subjects requiring reanalysis 0

ADDITIONAL NOTES: All testing proceeded as expected.

Run valid Run invalid Philip Brooks Analyst
 Run valid Run invalid Erika Camorico Technical Reviewer

Scottsdale Police Department Crime Laboratory Sequence Quality Assurance Summary

FB

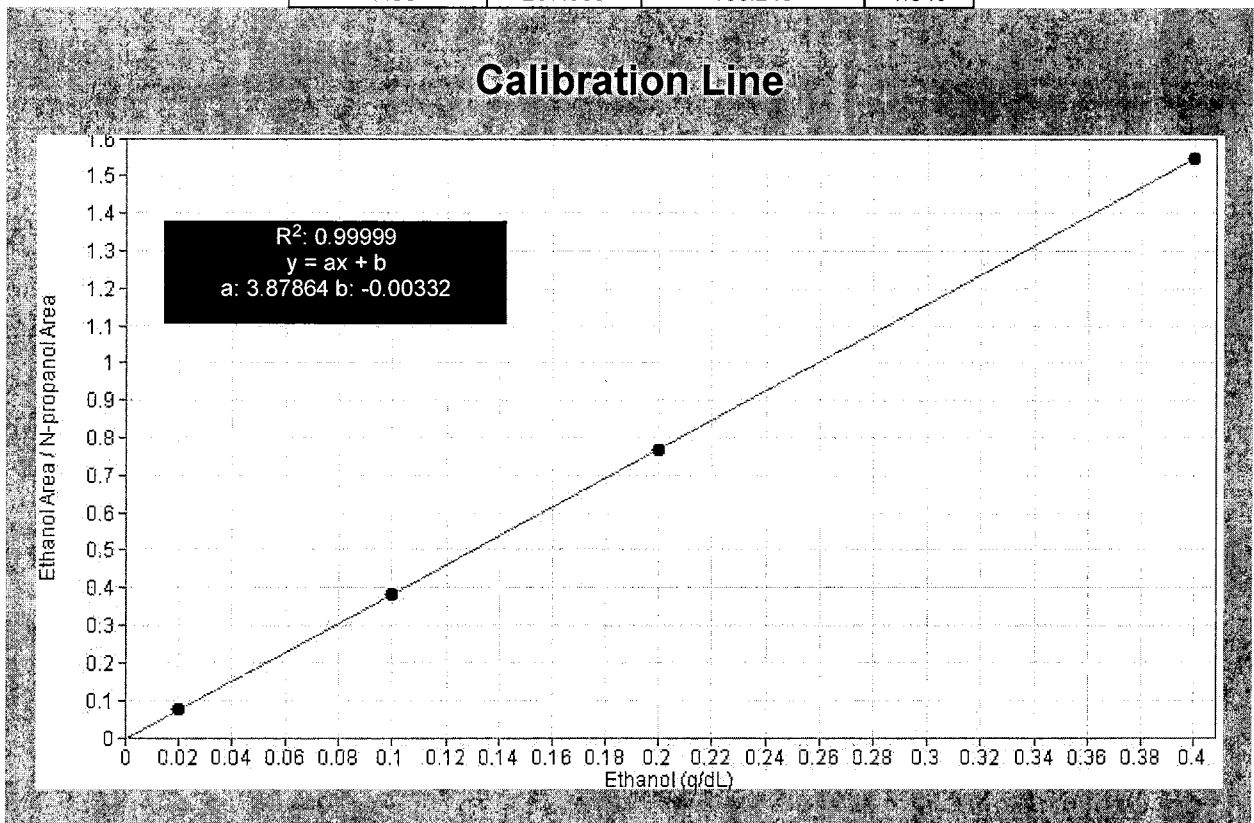
SEQUENCE NAME: 25Jul23

ANALYST: Brooke

Sample Name	Vial	Measured Value (g/dL)	Expected Value (g/dL)	Percent Difference	Absolute Difference (g/dL)
blank 011823WB	5	negative	negative	-	-
0.400 30012020-A	7	0.402	0.400	0.50	0.002
0.040 14082019-B	8	0.041	0.040	2.50	0.001
0.199 4110320133/10	9	0.204	0.199	2.51	0.005
0.080 20012020-B	20	0.081	0.080	1.25	0.001
0.199 4110320133/10	31	0.204	0.199	2.51	0.005
0.080 20012020-B	42	0.080	0.080	0.00	0.000
0.400 30012020-A	53	0.402	0.400	0.50	0.002
0.040 14082019-B	54	0.041	0.040	2.50	0.001
0.199 4110320133/10	55	0.204	0.199	2.51	0.005
blank 060223AQ	56	negative	negative	-	-

Calibrator	Ethanol Area	N-propanol Area	Ratio
0.020	12.879	170.396	0.076
0.100	63.072	163.985	0.385
0.200	127.357	165.451	0.770
0.400	257.568	166.240	1.549

Calibration Line



Scottsdale Police Department Crime Lab Volatiles Analysis

Sample: FN10051909	Vial: 1
Description: 0.020 calibrator	Sequence: 25Jul23
Method: ethanol quant.M	Injection date: 7/25/2023 4:30:11 PM
Instrument: US14173023 CN14160045	Analyst: Brooke PB
Data file: C:\Chem32\1\Data\25Jul23\1.D	

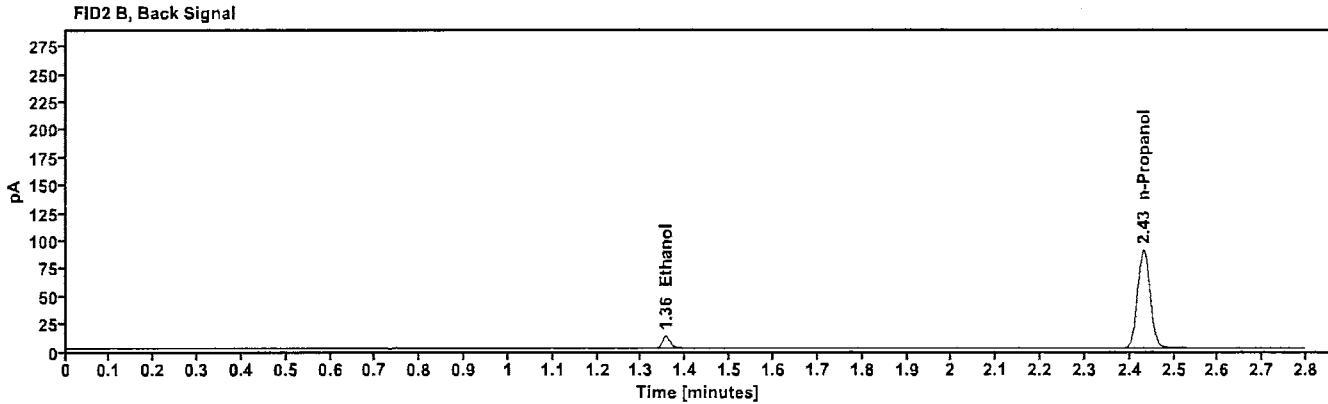
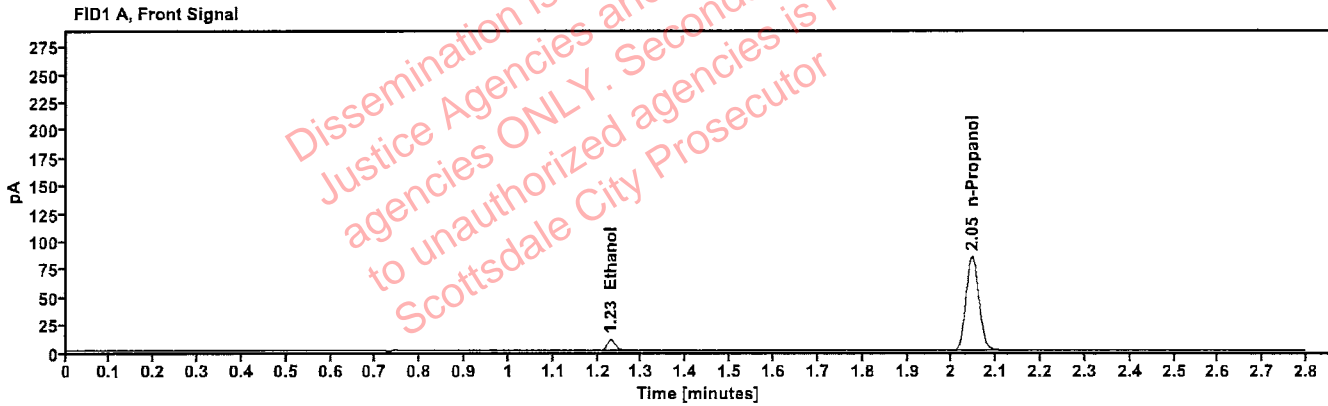


Table 1: FID 1 A (column DB-ALC1)

Compound	Time (min)	Peak Area
Ethanol	1.229	12.879
n-Propanol	2.046	170.396

Table 2: FID 2 B (column DB-ALC2)

Compound	Time (min)	Peak Area
Ethanol	1.355	13.241
n-Propanol	2.431	175.718

Scottsdale Police Department Crime Lab Volatiles Analysis

Sample:	FN05311902	Vial:	2
Description:	0.100 calibrator	Sequence:	25Jul23
Method:	ethanol quant.M	Injection date:	7/25/2023 4:34:10 PM
Instrument:	US14173023 CN14160045	Analyst:	Brooke PB
Data file:	C:\Chem32\1\Data\25Jul23\2.D		

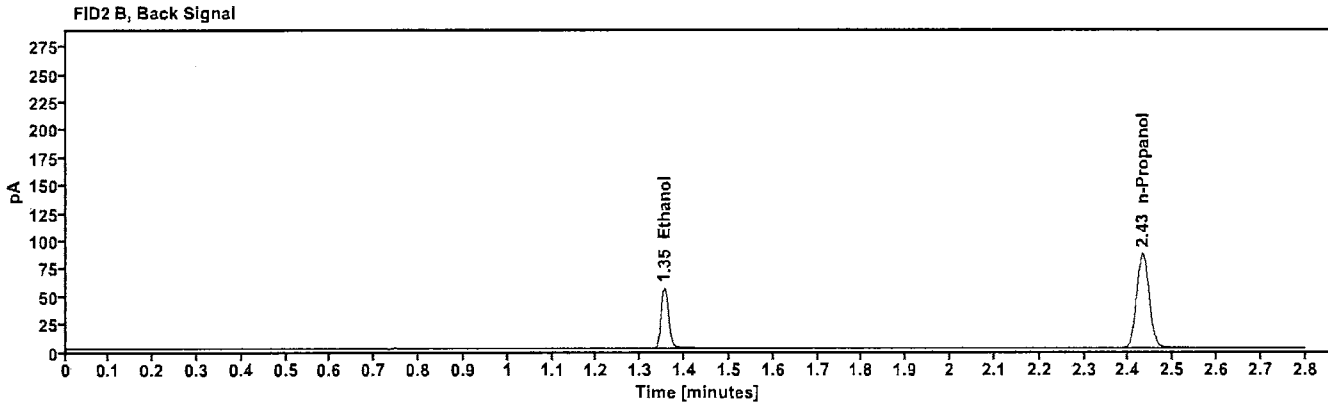
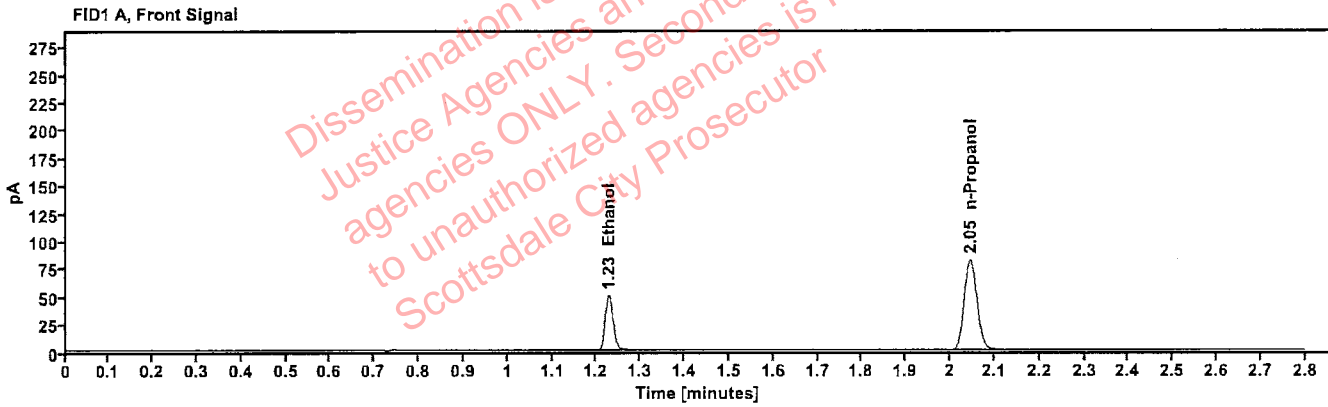


Table 1: FID 1 A (column DB-ALC1)

Compound	Time (min)	Peak Area
Ethanol	1.228	63.072
n-Propanol	2.046	163.985

Table 2: FID 2 B (column DB-ALC2)

Compound	Time (min)	Peak Area
Ethanol	1.354	65.170
n-Propanol	2.431	169.238

Scottsdale Police Department Crime Lab Volatiles Analysis

Sample: FN02052101	Vial: 3
Description: 0.200 calibrator	Sequence: 25Jul23
Method: ethanol quant.M	Injection date: 7/25/2023 4:38:10 PM
Instrument: US14173023 CN14160045	Analyst: Brooke PB
Data file: C:\Chem32\1\Data\25Jul23\3.D	

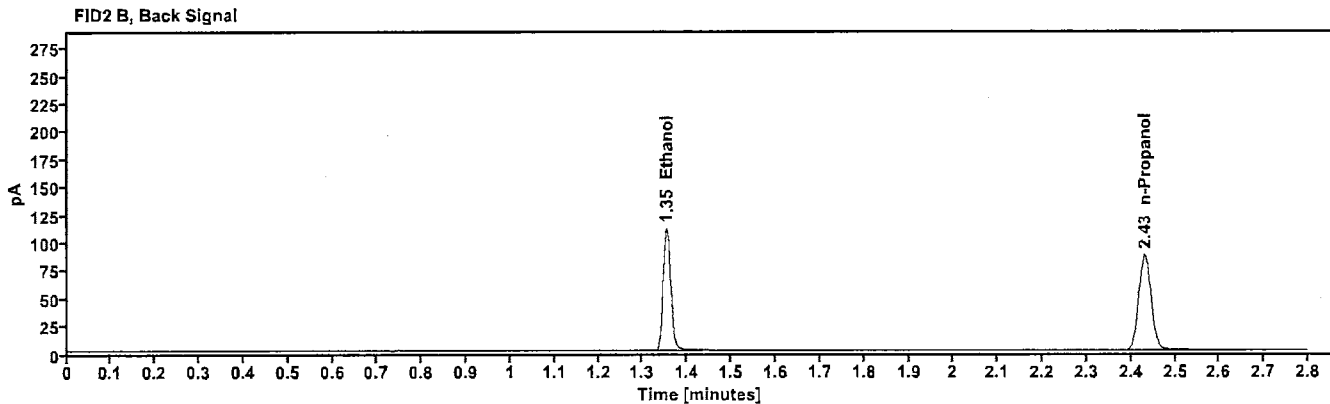
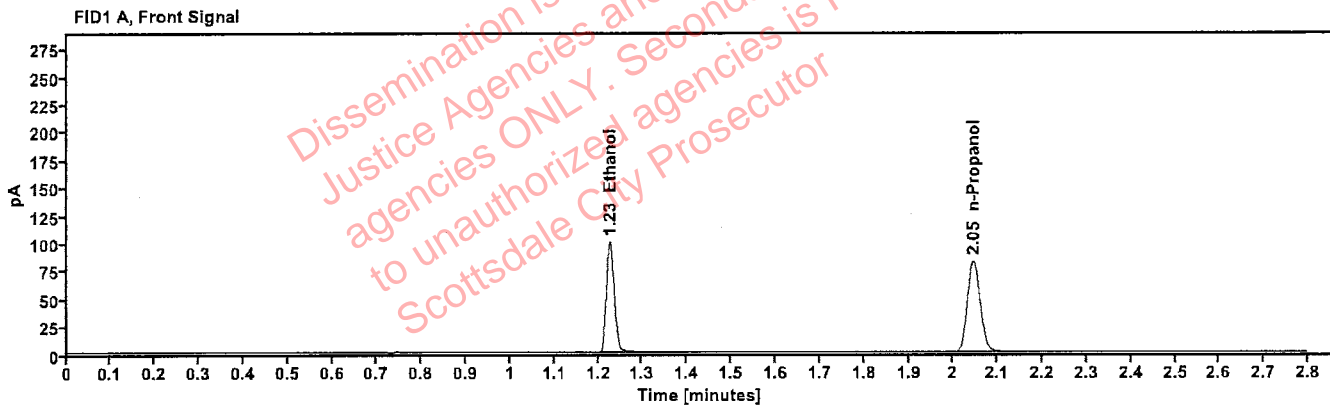


Table 1: FID 1 A (column DB-ALC1)

Compound	Time (min)	Peak Area
Ethanol	1.227	127.357
n-Propanol	2.046	165.451

Table 2: FID 2 B (column DB-ALC2)

Compound	Time (min)	Peak Area
Ethanol	1.353	131.889
n-Propanol	2.431	170.682

Scottsdale Police Department Crime Lab Volatiles Analysis

Sample: FN03052102	Vial: 4
Description: 0.400 calibrator	Sequence: 25Jul23
Method: ethanol quant.M	Injection date: 7/25/2023 4:42:10 PM
Instrument: US14173023 CN14160045	Analyst: Brooke PB
Data file: C:\Chem32\1\Data\25Jul23\4.D	

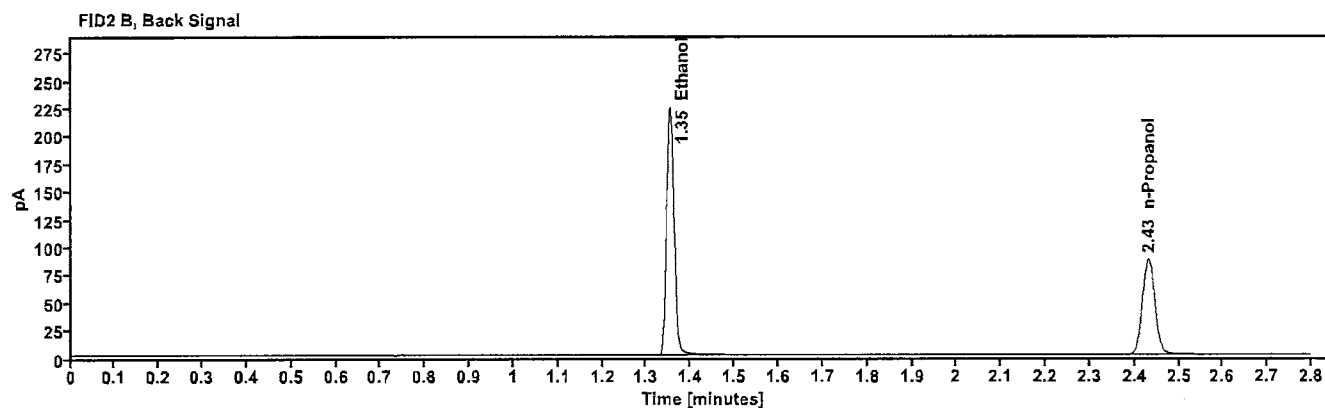
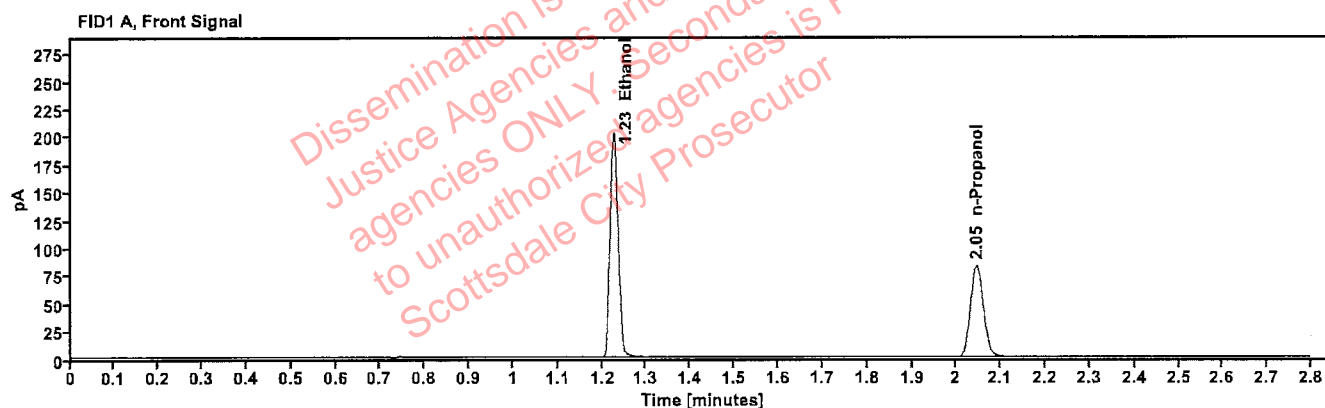


Table 1: FID 1 A (column DB-ALC1)

Compound	Time (min)	Peak Area
Ethanol	1.226	257.568
n-Propanol	2.045	166.240

Table 2: FID 2 B (column DB-ALC2)

Compound	Time (min)	Peak Area
Ethanol	1.353	268.170
n-Propanol	2.431	171.524

Scottsdale Police Department Crime Lab Volatiles Analysis

Sample:	011823WB	Vial:	5
Description:	Negative	LIMS ID:	
Method:	ethanol quant.M	Sequence:	25Jul23
Instrument:	US14173023 CN14160045	Injection date:	7/25/2023 4:46:10 PM
Data file:	C:\Chem32\1\Data\25Jul23\5.D	Analyst:	Brooke

PB

Dissemination is restricted to Criminal Justice Agencies and authorized agencies ONLY. Secondary dissemination to unauthorized agencies is PROHIBITED. Scottsdale City Prosecutor

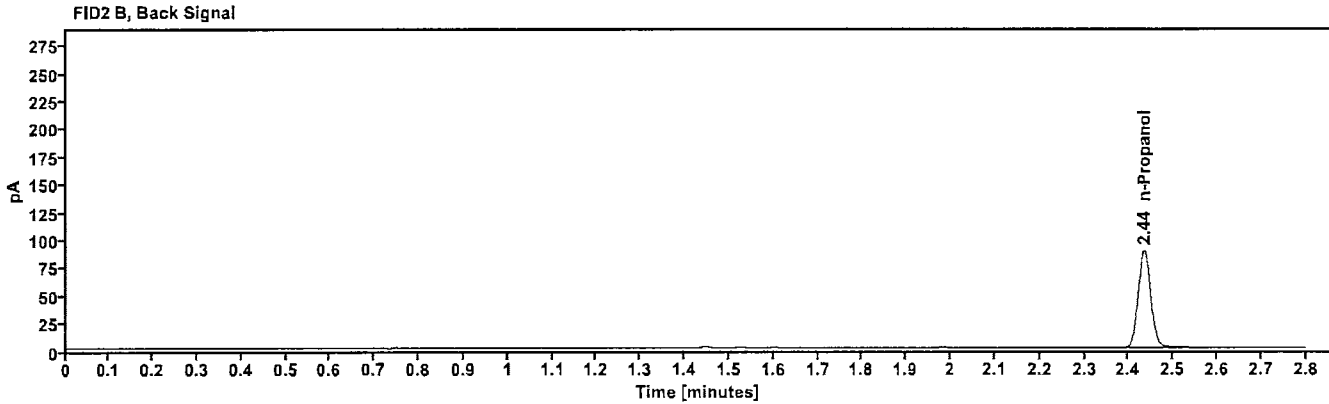
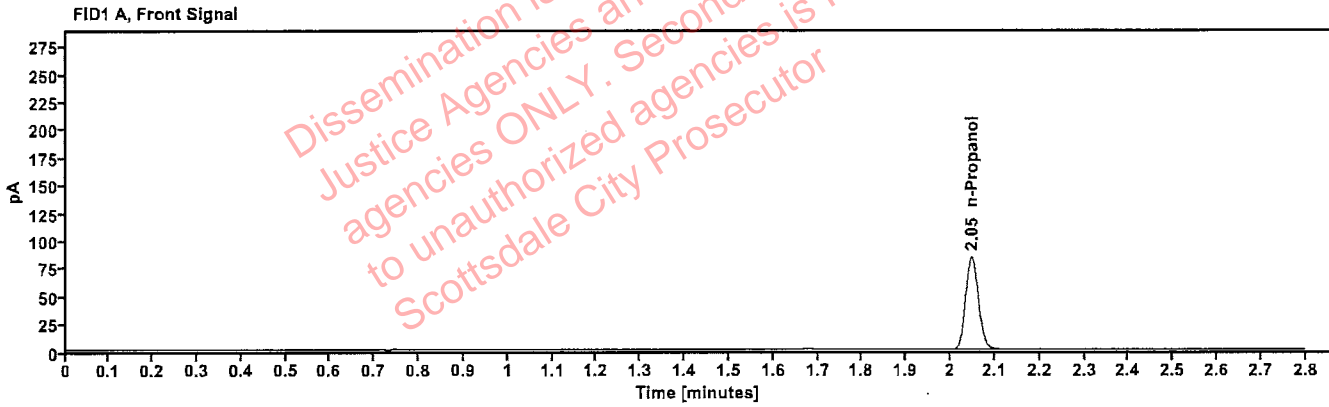


Table 1: FID 1 A (column DB-ALC1)

Compound	Amount (g/100mL)	Time (min)	Peak Area
n-Propanol	-----	2.048	167.705

Table 2: FID 2 B (column DB-ALC2)

Compound	Time (min)	Peak Area
n-Propanol	2.435	173.452

Scottsdale Police Department Crime Lab Volatiles Analysis

Sample:	050721MIX	Vial:	6
Description:	Volatiles mix	LIMS ID:	
Method:	ethanol quant.M	Sequence:	25Jul23
Instrument:	US14173023 CN14160045	Injection date:	7/25/2023 4:50:11 PM
Data file:	C:\Chem32\1\Data\25Jul23\6.D	Analyst:	Brooke

PB

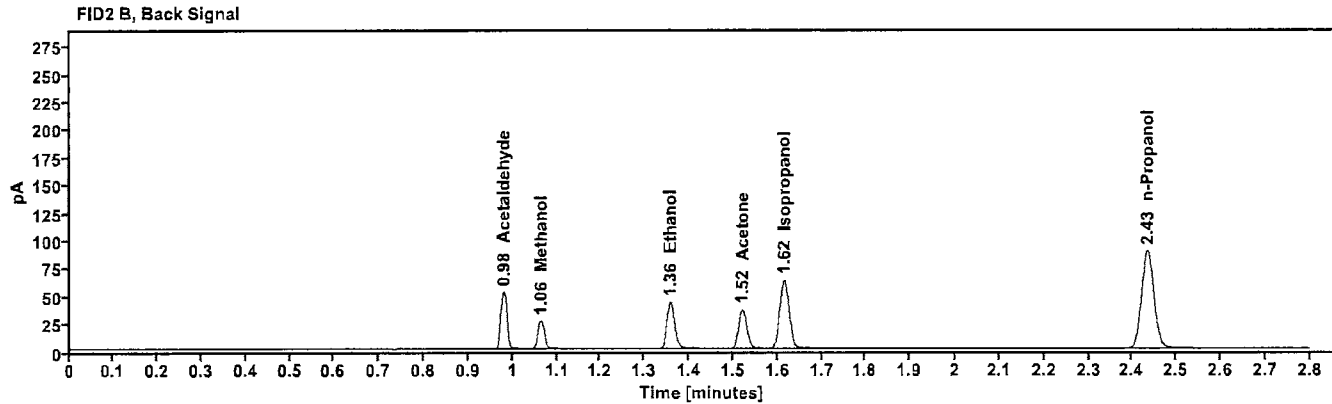
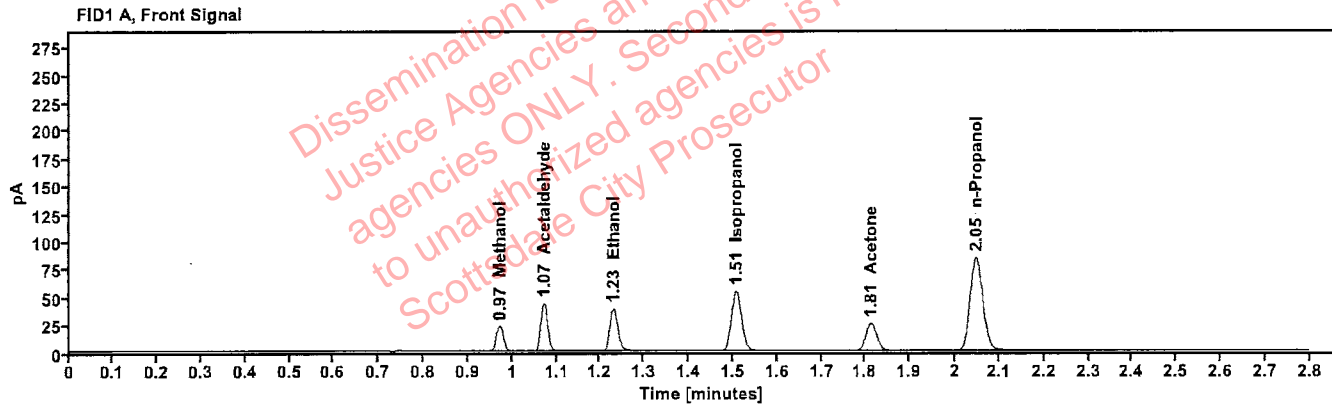


Table 1: FID 1 A (column DB-ALC1)

Compound	Amount (g/100mL)	Time (min)	Peak Area
Methanol	----	0.972	25.716
Acetaldehyde	----	1.071	47.245
>Ethanol	0.0755	1.230	48.813
Isopropanol	----	1.507	87.056
Acetone	----	1.813	43.289
n-Propanol	----	2.048	168.536

Table 2: FID 2 B (column DB-ALC2)

Compound	Time (min)	Peak Area
Acetaldehyde	0.980	50.211
Methanol	1.064	26.914
Ethanol	1.358	50.502
Acetone	1.521	45.501
Isopropanol	1.615	91.273
n-Propanol	2.435	173.728

Scottsdale Police Department Crime Lab Volatiles Analysis

Sample:	30012020-A	Vial:	7
Description:	0.400	LIMS ID:	
Method:	ethanol quant.M	Sequence:	25Jul23
Instrument:	US14173023 CN14160045	Injection date:	7/25/2023 4:54:25 PM
Data file:	C:\Chem32\1\Data\25Jul23\7.D	Analyst:	Brooke PB

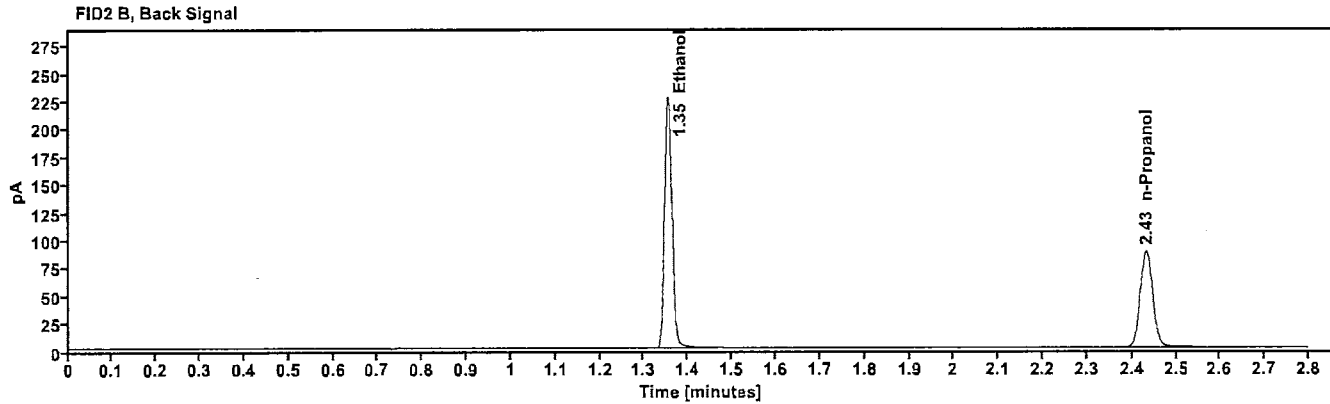
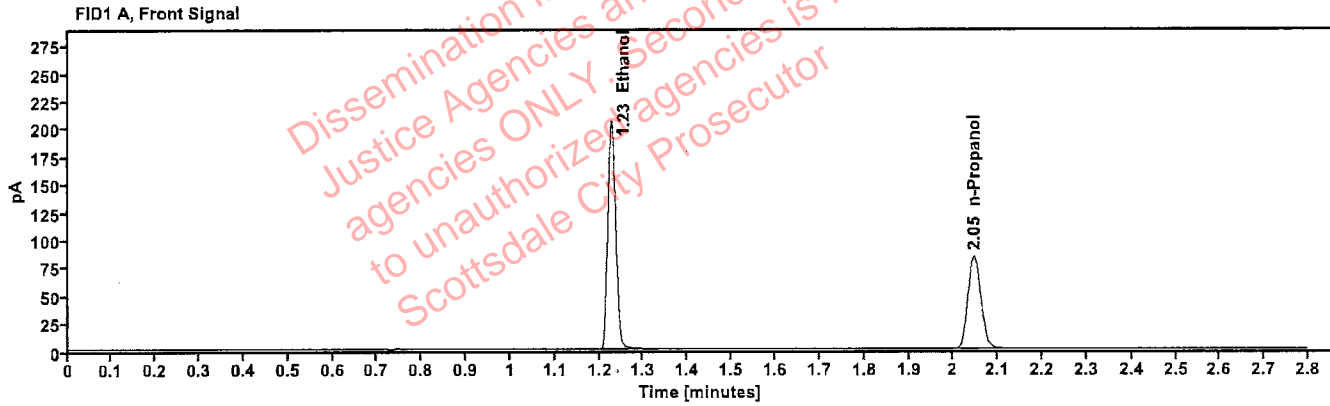


Table 1: FID 1 A (column DB-ALC1)

Compound	Amount (g/100mL)	Time (min)	Peak Area
>Ethanol	0.4023	1.227	260.770
n-Propanol	----	2.046	167.464

Table 2: FID 2 B (column DB-ALC2)

Compound	Time (min)	Peak Area
Ethanol	1.354	271.690
n-Propanol	2.432	172.816

Scottsdale Police Department Crime Lab Volatiles Analysis

Sample:	14082019-B	Vial:	8
Description:	0.040	LIMS ID:	
Method:	ethanol quant.M	Sequence:	25Jul23
Instrument:	US14173023 CN14160045	Injection date:	7/25/2023 4:58:26 PM PB
Data file:	C:\Chem32\1\Data\25Jul23\8.D	Analyst:	Brooke

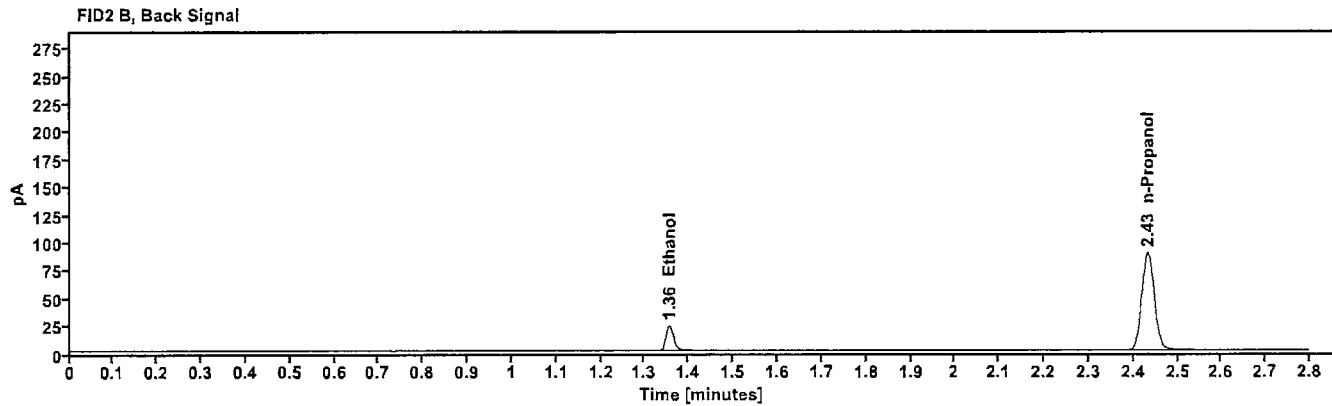
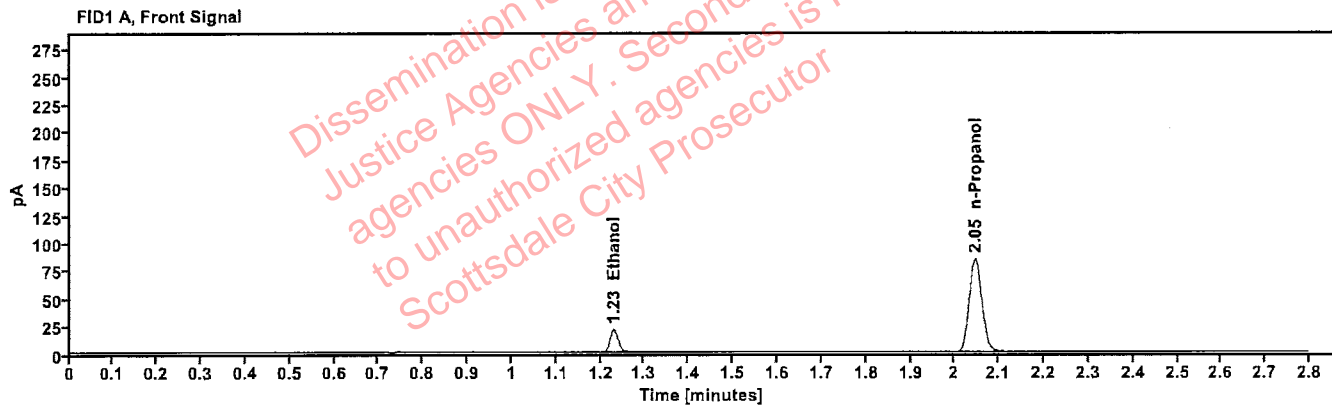


Table 1: FID 1 A (column DB-ALC1)

Compound	Amount (g/100mL)	Time (min)	Peak Area
>Ethanol	0.0410	1.229	26.308
n-Propanol	----	2.047	169.026

Table 2: FID 2 B (column DB-ALC2)

Compound	Time (min)	Peak Area
Ethanol	1.356	27.270
n-Propanol	2.433	174.156

Scottsdale Police Department Crime Lab Volatiles Analysis

Sample:	4110320133/10	Vial:	9
Description:	0.199	LIMS ID:	
Method:	ethanol quant.M	Sequence:	25Jul23
Instrument:	US14173023 CN14160045	Injection date:	7/25/2023 5:02:25 PM
Data file:	C:\Chem32\1\Data\25Jul23\9.D	Analyst:	Brooke

FB

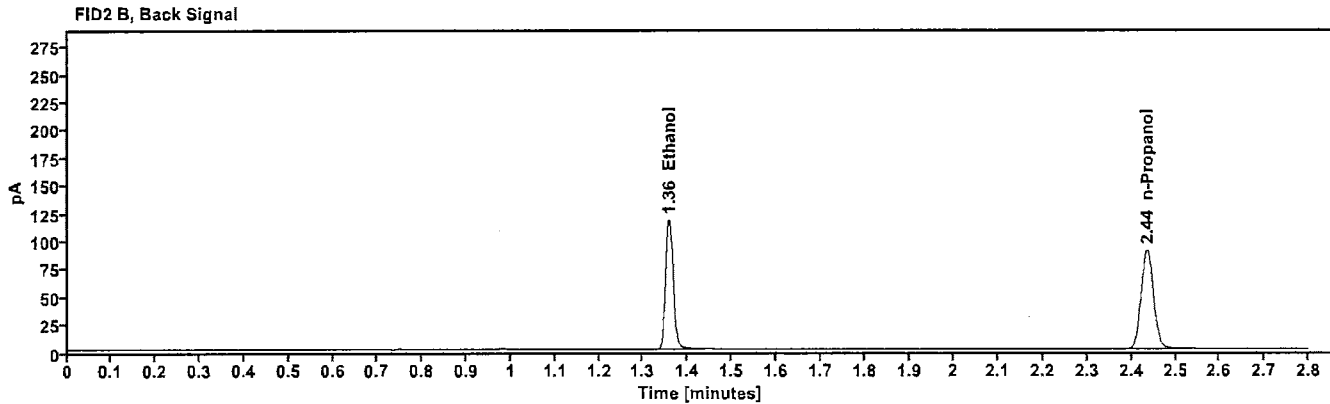
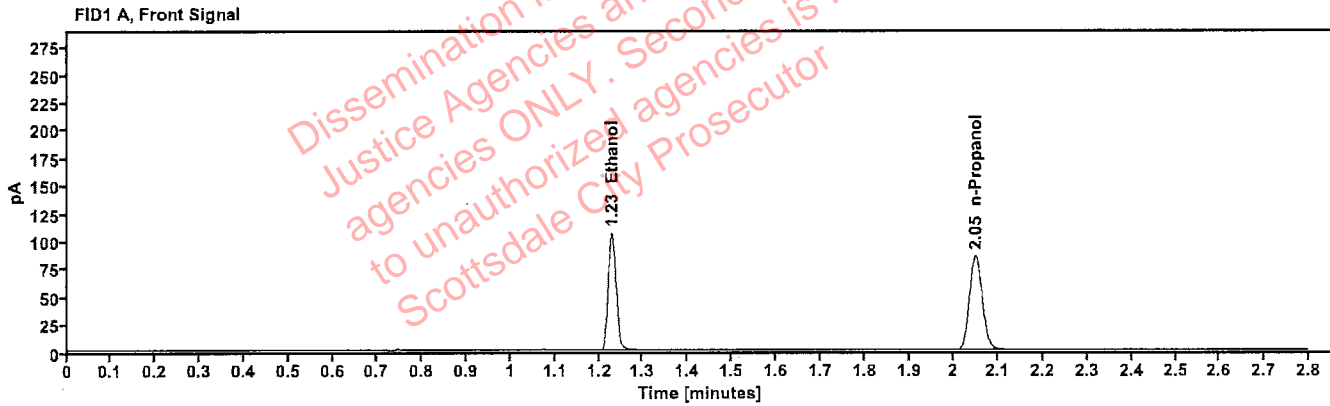


Table 1: FID 1 A (column DB-ALC1)

Compound	Amount (g/100mL)	Time (min)	Peak Area
>Ethanol	0.2048	1.229	135.333
n-Propanol	---	2.049	171.127

Table 2: FID 2 B (column DB-ALC2)

Compound	Time (min)	Peak Area
Ethanol	1.358	140.387
n-Propanol	2.435	176.675

Scottsdale Police Department Crime Lab Volatiles Analysis

Sample:	20012020-B	Vial:	20
Description:	0.080	LIMS ID:	
Method:	ethanol quant.M	Sequence:	25Jul23
Instrument:	US14173023 CN14160045	Injection date:	7/25/2023 5:46:56 PM PB
Data file:	C:\Chem32\1\Data\25Jul23\20.D	Analyst:	Brooke

Dissemination is restricted to Criminal Justice Agencies and authorized agencies ONLY. Secondary dissemination to unauthorized agencies is PROHIBITED. Scottsdale City Prosecutor

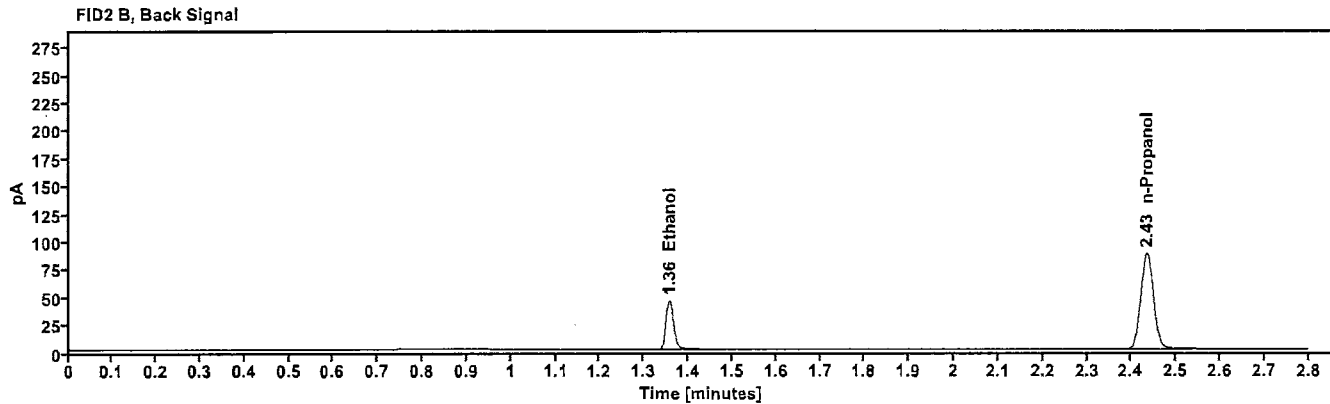
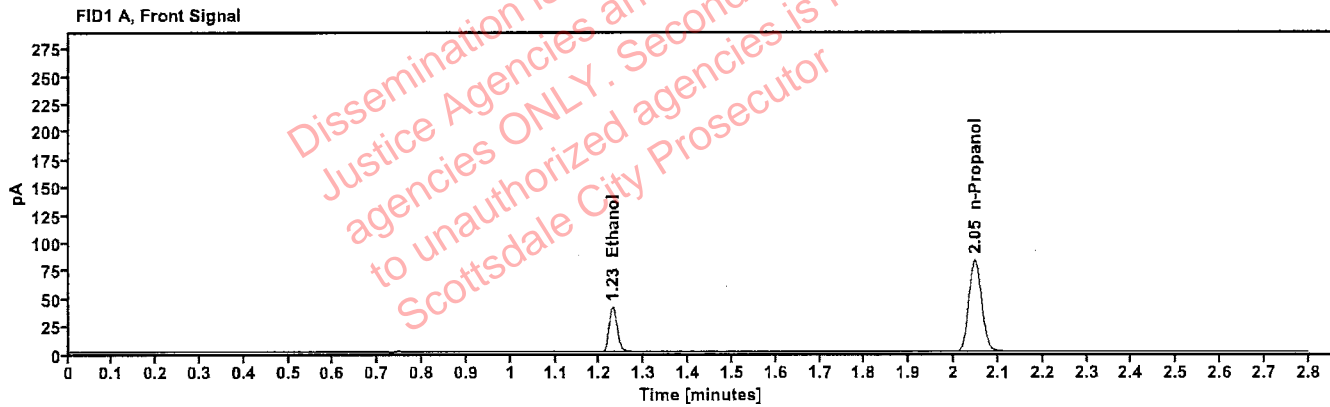


Table 1: FID 1 A (column DB-ALC1)

Compound	Amount (g/100mL)	Time (min)	Peak Area
>Ethanol	0.0811	1.229	51.684
n-Propanol	-----	2.047	166.123

Table 2: FID 2 B (column DB-ALC2)

Compound	Time (min)	Peak Area
Ethanol	1.357	53.705
n-Propanol	2.434	171.955

Scottsdale Police Department Crime Lab Volatiles Analysis

Sample:	4110320133/10	Vial:	31
Description:	0.199	LIMS ID:	
Method:	ethanol quant.M	Sequence:	25Jul23
Instrument:	US14173023 CN14160045	Injection date:	7/25/2023 6:31:26 PM
Data file:	C:\Chem32\1\Data\25Jul23\31.D	Analyst:	Brooke

PB

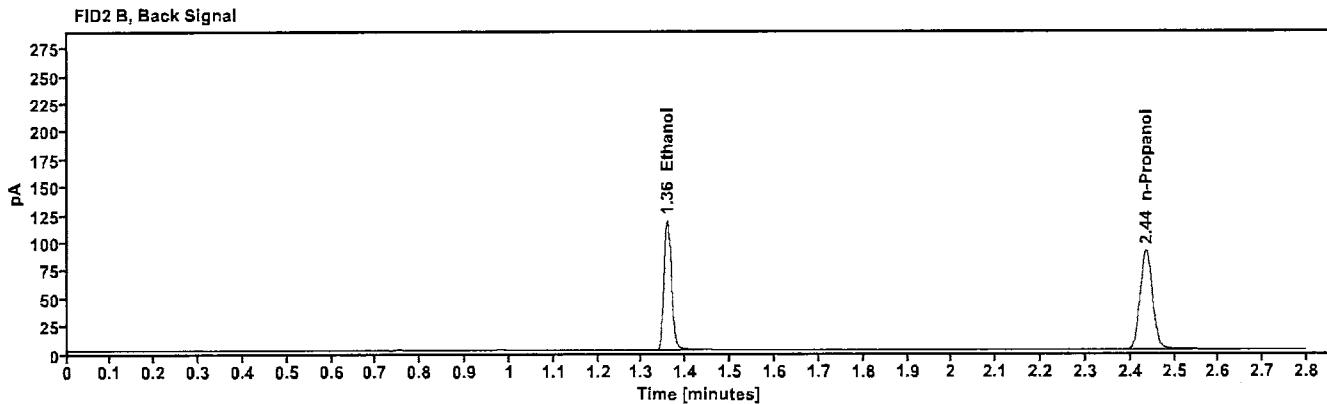
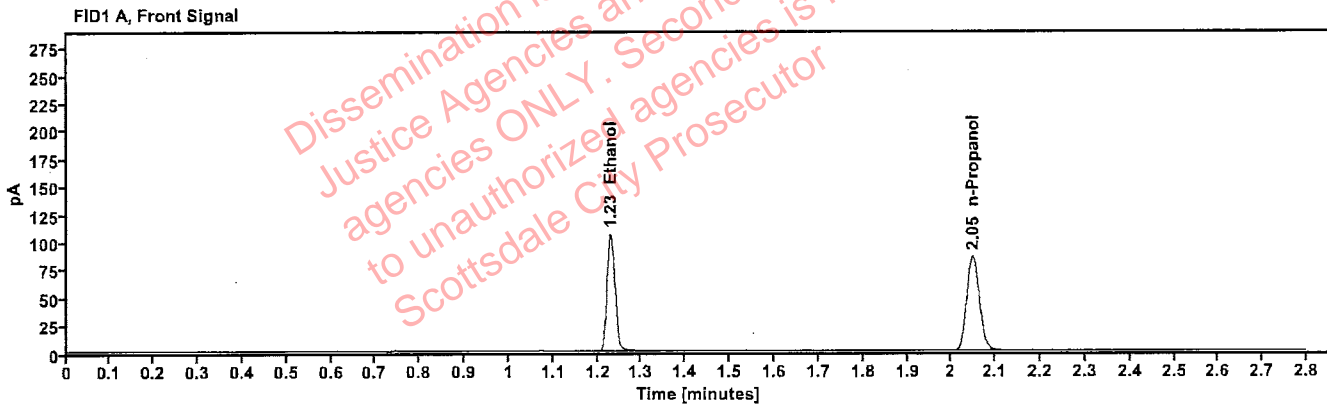


Table 1: FID 1 A (column DB-ALC1)

Compound	Amount (g/100mL)	Time (min)	Peak Area
>Ethanol	0.2042	1.229	135.206
n-Propanol	-----	2.049	171.394

Table 2: FID 2 B (column DB-ALC2)

Compound	Time (min)	Peak Area
Ethanol	1.358	140.787
n-Propanol	2.436	177.287

Scottsdale Police Department Crime Lab Volatiles Analysis

Sample:	20012020-B	Vial:	42
Description:	0.080	LIMS ID:	
Method:	ethanol quant.M	Sequence:	25Jul23
Instrument:	US14173023 CN14160045	Injection date:	7/25/2023 7:15:40 PM PB
Data file:	C:\Chem32\1\Data\25Jul23\42.D	Analyst:	Brooke

Dissemination is restricted to Criminal Justice Agencies and authorized agencies ONLY. Secondary dissemination to unauthorized agencies is PROHIBITED. Scottsdale City Prosecutor

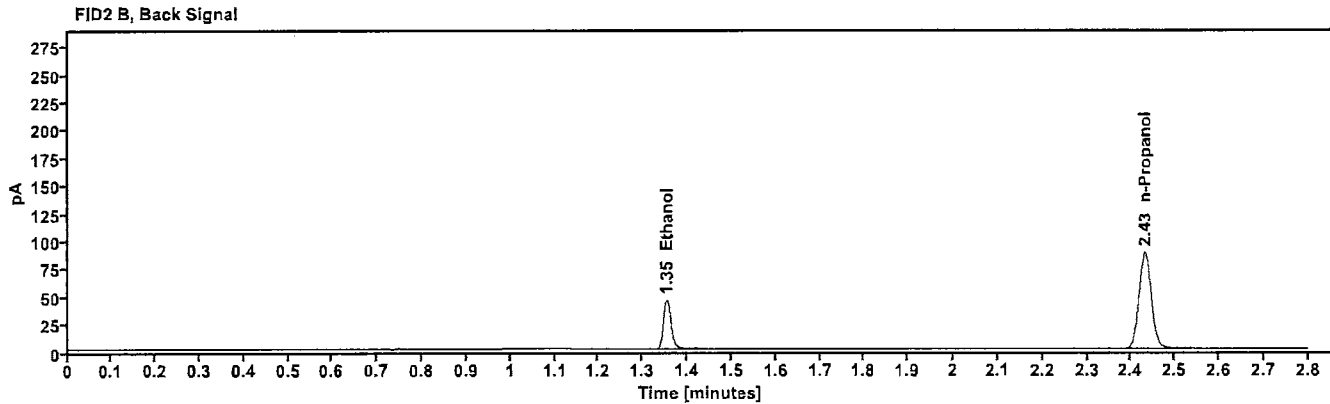
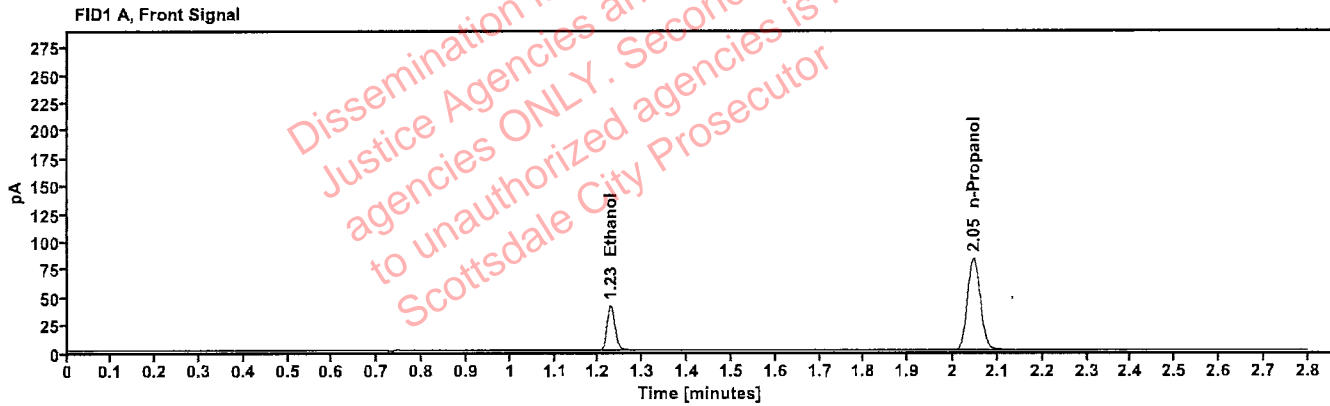


Table 1: FID 1 A (column DB-ALC1)

Compound	Amount (g/100mL)	Time (min)	Peak Area
>Ethanol	0.0801	1.227	51.426
n-Propanol	---	2.046	167.346

Table 2: FID 2 B (column DB-ALC2)

Compound	Time (min)	Peak Area
Ethanol	1.354	53.315
n-Propanol	2.431	173.036

Scottsdale Police Department Crime Lab Volatiles Analysis

Sample:	30012020-A	Vial:	53
Description:	0.400	LIMS ID:	
Method:	ethanol quant.M	Sequence:	25Jul23
Instrument:	US14173023 CN14160045	Injection date:	7/25/2023 8:00:11 PM
Data file:	C:\Chem32\1\Data\25Jul23\63.D	Analyst:	Brooke

PB

Dissemination is restricted to Criminal Justice Agencies and authorized agencies ONLY. Secondary dissemination to unauthorized agencies is PROHIBITED. Scottsdale City Prosecutor

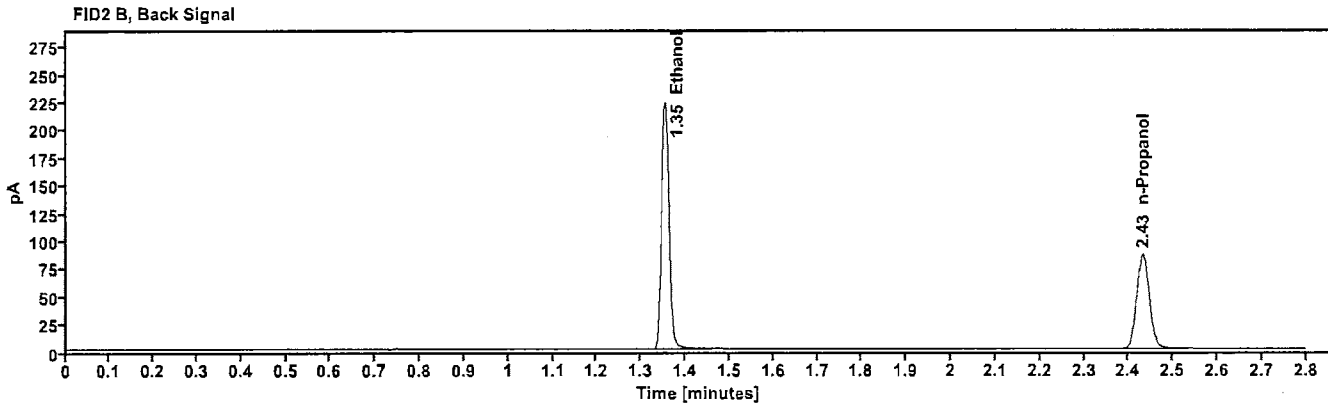
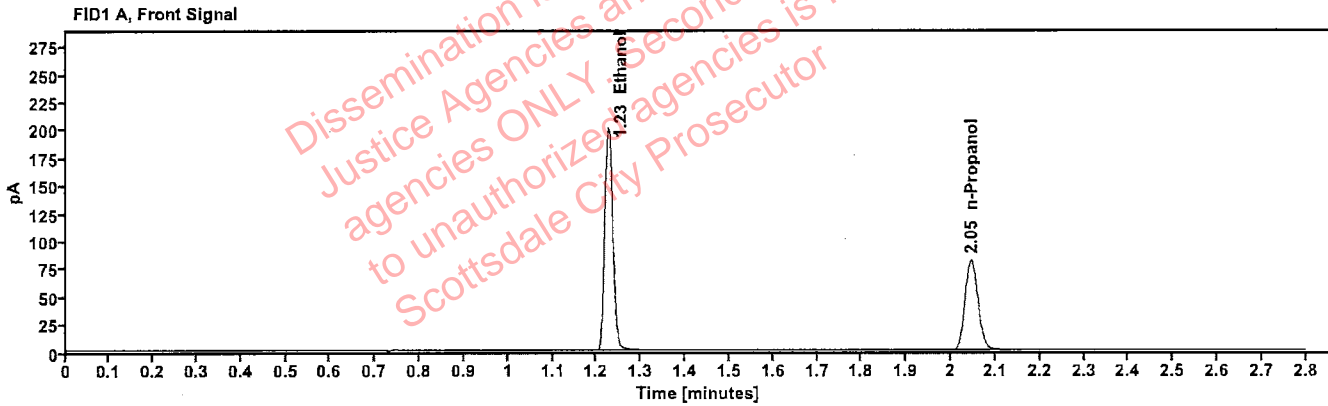


Table 1: FID 1 A (column DB-ALC1)

Compound	Amount (g/100mL)	Time (min)	Peak Area
>Ethanol	0.4023	1.226	255.463
n-Propanol	-----	2.046	164.064

Table 2: FID 2 B (column DB-ALC2)

Compound	Time (min)	Peak Area
Ethanol	1.353	266.587
n-Propanol	2.432	169.442

Scottsdale Police Department Crime Lab Volatiles Analysis

PB

Sample:	14082019-B	Vial:	54
Description:	0.040	LIMS ID:	
Method:	ethanol quant.M	Sequence:	25Jul23
Instrument:	US14173023 CN14160045	Injection date:	7/25/2023 8:04:10 PM
Data file:	C:\Chem32\1\Data\25Jul23\54.D	Analyst:	Brooke

Dissemination is restricted to Criminal Justice Agencies and authorized agencies ONLY. Secondary dissemination to unauthorized agencies is PROHIBITED. Scottsdale City Prosecutor

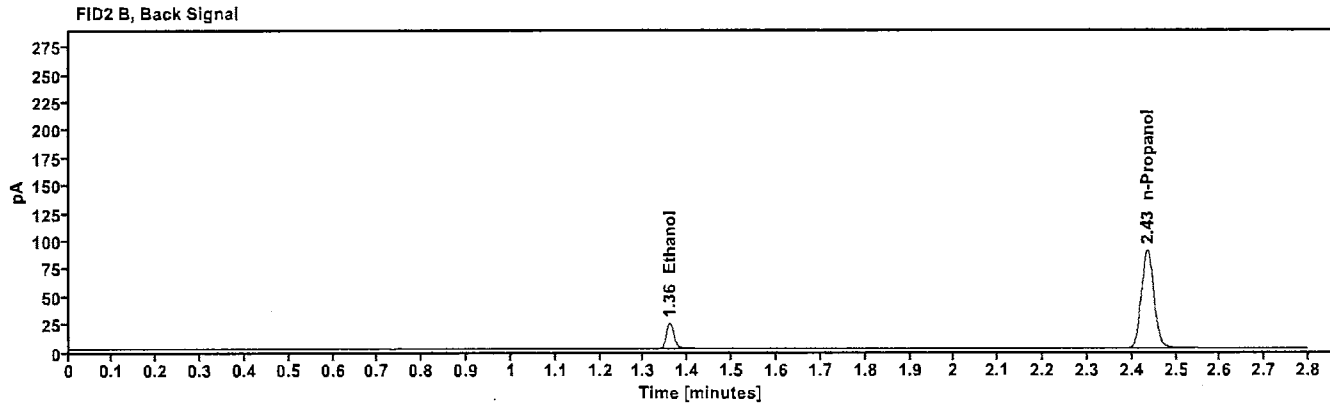
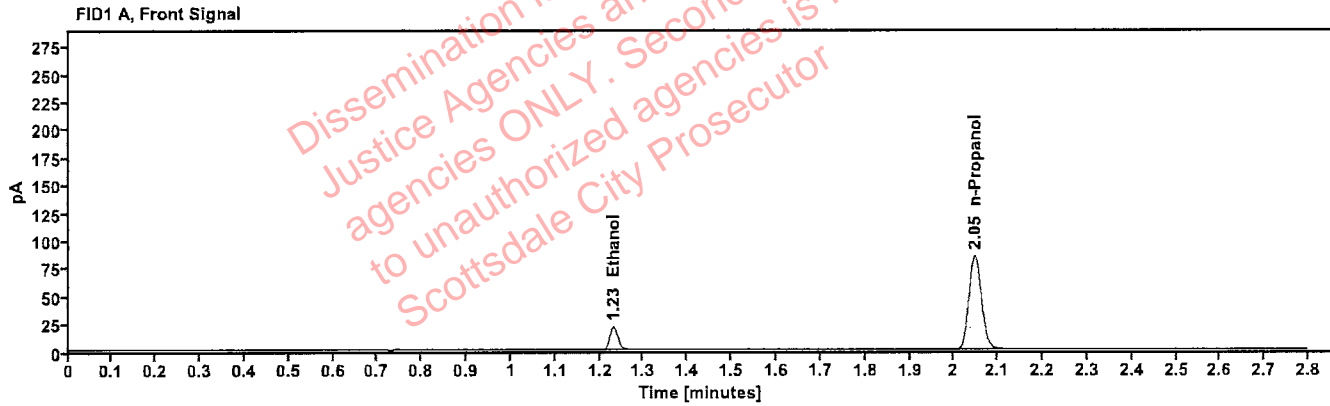


Table 1: FID 1 A (column DB-ALC1)

Compound	Amount (g/100mL)	Time (min)	Peak Area
>Ethanol	0.0416	1.231	26.853
n-Propanol	-----	2.048	169.915

Table 2: FID 2 B (column DB-ALC2)

Compound	Time (min)	Peak Area
Ethanol	1.359	27.796
n-Propanol	2.435	175.696

Scottsdale Police Department Crime Lab Volatiles Analysis

PB

Sample:	4110320133/10	Vial:	55
Description:	0.199	LIMS ID:	
Method:	ethanol quant.M	Sequence:	25Jul23
Instrument:	US14173023 CN14160045	Injection date:	7/25/2023 8:08:26 PM
Data file:	C:\Chem32\1\Data\25Jul23\55.D	Analyst:	Brooke

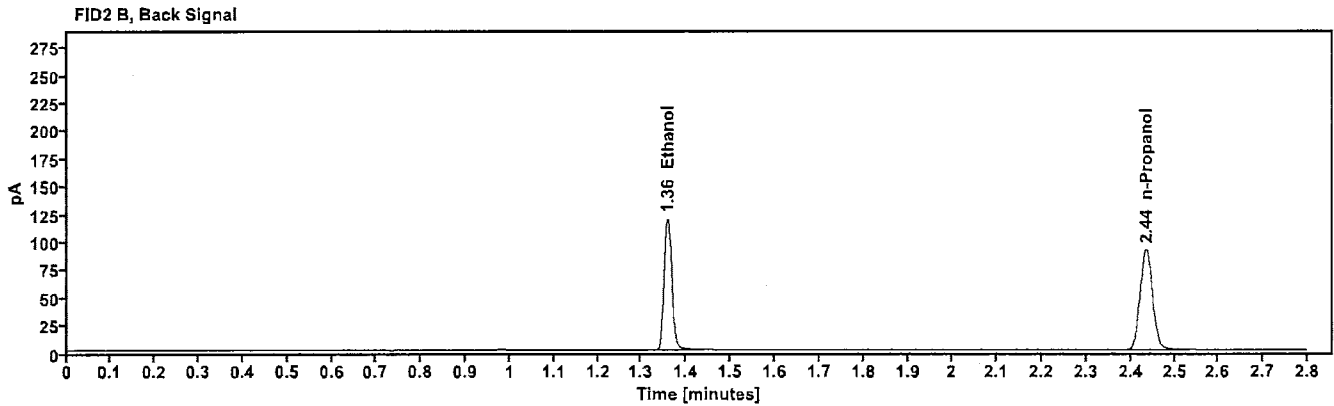
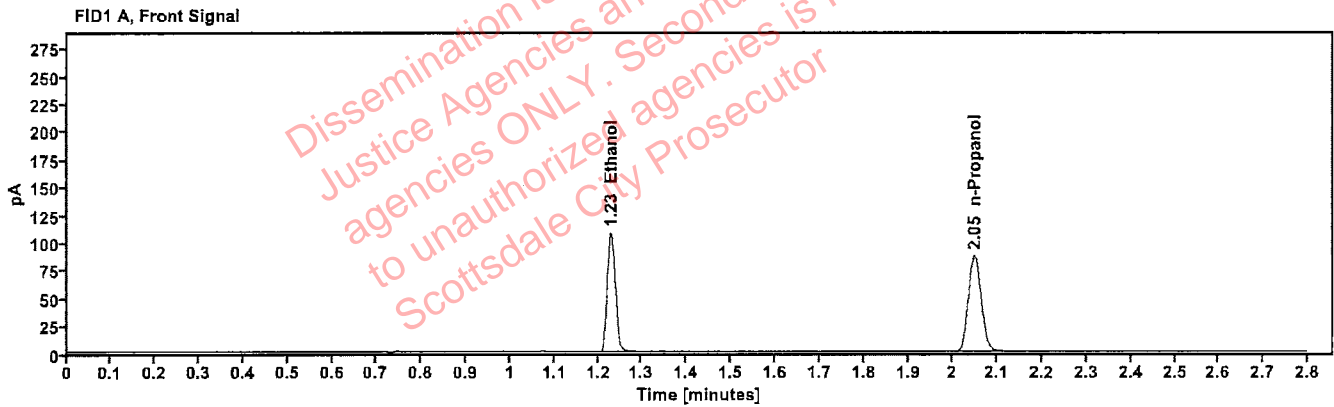


Table 1: FID 1 A (column DB-ALC1)

Compound	Amount (g/100mL)	Time (min)	Peak Area
>Ethanol	0.2046	1.229	137.897
n-Propanol	-----	2.048	174.512

Table 2: FID 2 B (column DB-ALC2)

Compound	Time (min)	Peak Area
Ethanol	1.358	143.104
n-Propanol	2.435	180.312

Scottsdale Police Department Crime Lab Volatiles Analysis

PB

Sample:	060223AQ	Vial:	56
Description:	Negative	LIMS ID:	
Method:	ethanol quant.M	Sequence:	25Jul23
Instrument:	US14173023 CN14160045	Injection date:	7/25/2023 8:12:26 PM
Data file:	C:\Chem32\1\Data\25Jul23\56.D	Analyst:	Brooke

Dissemination is restricted to Criminal Justice Agencies and authorized agencies ONLY. Secondary dissemination to unauthorized agencies is PROHIBITED. Scottsdale City Prosecutor

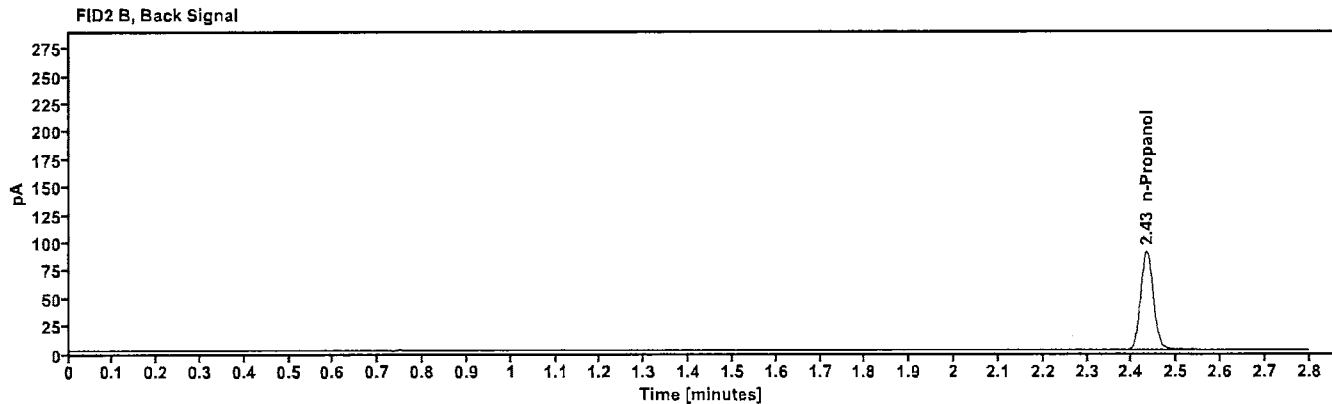
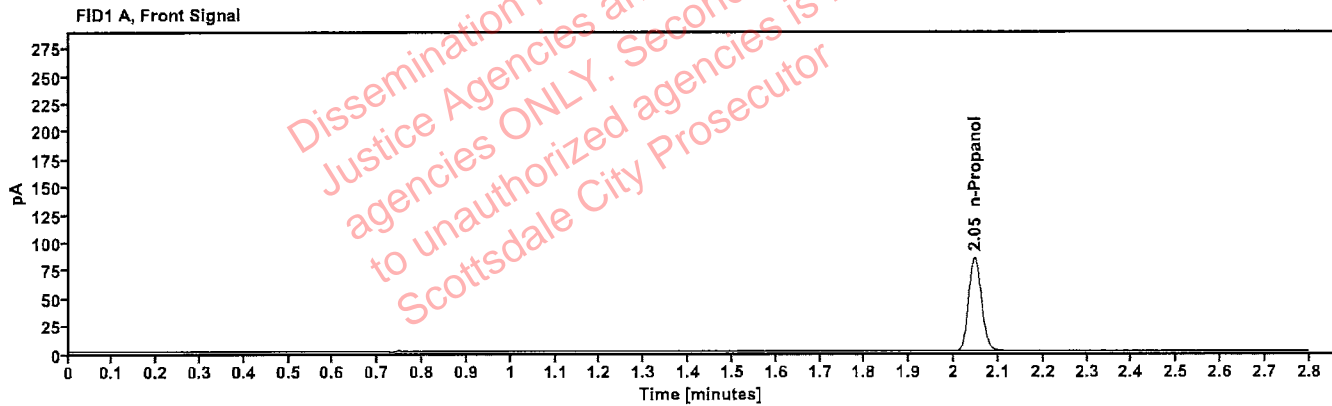


Table 1: FID 1 A (column DB-ALC1)

Compound	Amount (g/100mL)	Time (min)	Peak Area
n-Propanol	-----	2.047	170.538

Table 2: FID 2 B (column DB-ALC2)

Compound	Time (min)	Peak Area
n-Propanol	2.433	176.354

Sequence Summary

PB

Sequence name: 25Jul23 Instrument: US14173023 CN14160045 Analyst: Brooke

Vial	Sample	Description	Type	LIMS ID	Method
1	FN10051909	0.020 calibrator	Calibration		ethanol quant.M
2	FN05311902	0.100 calibrator	Calibration		ethanol quant.M
3	FN02052101	0.200 calibrator	Calibration		ethanol quant.M
4	FN03052102	0.400 calibrator	Calibration		ethanol quant.M
5	011823WB	Negative	Control		ethanol quant.M
6	050721MIX	Volatiles mix	Control		ethanol quant.M
7	30012020-A	0.400	Control		ethanol quant.M
8	14082019-B	0.040	Control		ethanol quant.M
9	4110320133/10	0.199	Control		ethanol quant.M
10	353-01A.H.		Sample		ethanol quant.M
11	353-01A.H.		Sample		ethanol quant.M
12	353-01J.S.		Sample		ethanol quant.M
13	353-01J.S.		Sample		ethanol quant.M
14	412-01J.H.		Sample		ethanol quant.M
15	412-01J.H.		Sample		ethanol quant.M
16	353-01C.S.		Sample		ethanol quant.M
17	353-01C.S.		Sample		ethanol quant.M
18	327-01R.M.		Sample		ethanol quant.M
19	327-01R.M.		Sample		ethanol quant.M
20	20012020-B	0.080	Control		ethanol quant.M
21	2314356-2		Sample		ethanol quant.M
22	2314356-2		Sample		ethanol quant.M
23	2314444-4		Sample		ethanol quant.M
24	2314444-4		Sample		ethanol quant.M
25	2313914-2		Sample		ethanol quant.M
26	2313914-2		Sample		ethanol quant.M
27	2314519-2		Sample		ethanol quant.M
28	2314519-2		Sample		ethanol quant.M
29	2314671-2		Sample		ethanol quant.M
30	2314671-2		Sample		ethanol quant.M
31	4110320133/10	0.199	Control		ethanol quant.M
32	2314679-2		Sample		ethanol quant.M
33	2314679-2		Sample		ethanol quant.M
34	2314677-2		Sample		ethanol quant.M
35	2314677-2		Sample		ethanol quant.M
36	2314678-2		Sample		ethanol quant.M
37	2314678-2		Sample		ethanol quant.M
38	2314674-1		Sample		ethanol quant.M
39	2314674-1		Sample		ethanol quant.M
40	2314746-2		Sample		ethanol quant.M
41	2314746-2		Sample		ethanol quant.M
42	20012020-B	0.080	Control		ethanol quant.M
43	2314683-2		Sample		ethanol quant.M
44	2314683-2		Sample		ethanol quant.M
45	2301763-1		Sample		ethanol quant.M
46	2301763-1		Sample		ethanol quant.M
47	2314871-2		Sample		ethanol quant.M

FB

Sequence Summary

48	2314871-2		Sample		ethanol quant.M
49	2313794-2		Sample		ethanol quant.M
50	2313794-2		Sample		ethanol quant.M
51	2314747-2		Sample		ethanol quant.M
52	2314747-2		Sample		ethanol quant.M
53	30012020-A	0.400	Control		ethanol quant.M
54	14082019-B	0.040	Control		ethanol quant.M
55	4110320133/10	0.199	Control		ethanol quant.M
56	060223AQ	Negative	Control		ethanol quant.M

Dissemination is restricted to Criminal Justice Agencies and authorized agencies ONLY. Secondary dissemination to unauthorized agencies is PROHIBITED
Scottsdale City Prosecutor

Scottsdale Police Department Crime Laboratory Summary of Cases

PB

SEQUENCE NAME: 25Jul23

ANALYST: Brooke

Vials	Test 1 (g/dL)	Test 2 (g/dL)	Mean (g/dL)	Percent Difference*	Absolute Difference (g/dL)*
10 11	0.1616	0.1617	0.16165	0.03	0.00005
12 13	0.1446	0.1457	0.14515	0.38	0.00055
14 15	0.2404	0.2399	0.24015	0.10	0.00025
16 17	0.0820	0.0825	0.08225	0.30	0.00025
18 19	0.1212	0.1217	0.12145	0.21	0.00025
21 22	0.2256	0.2255	0.22555	0.02	0.00005
23 24	0.1324	0.1349	0.13365	0.94	0.00125
25 26	0.0783	0.0794	0.07885	0.70	0.00055
27 28	0.1520	0.1509	0.15145	0.36	0.00055
29 30	0.0646	0.0648	0.06470	0.15	0.00010
32 33	0.1855	0.1865	0.18600	0.27	0.00050
34 35	0.0872	0.0868	0.08700	0.23	0.00020
36 37	0.0768	0.0773	0.07705	0.32	0.00025
38 39	0.1886	0.1924	0.19050	1.00	0.00190
40 41	0.2114	0.2076	0.20950	0.91	0.00190
43 44	0.0927	0.0924	0.09255	0.16	0.00015
45 46	0.1303	0.1340	0.13215	1.40	0.00185
47 48	0.1859	0.1854	0.18565	0.13	0.00025
49 50	0.3377	0.3358	0.33675	0.28	0.00095
51 52	0.0827	0.0825	0.08260	0.12	0.00010

*Calculated differences are differences from the mean of the two results.

Scottsdale Forensic Lab
Blood Alcohol Pipetting Log

PB

ANALYST: Brooke

SEQUENCE: 25Jul23

Instrument Position	Headspace Vial 1	Headspace Vial 2	Blood Tube	Barcode Match
Vials 10 and 11	353-01A.H.	353-01A.H.	353-01A.H.	Yes
Vials 12 and 13	353-01J.S.	353-01J.S.	353-01J.S.	Yes
Vials 14 and 15	412-01J.H.	412-01J.H.	412-01J.H.	Yes
Vials 16 and 17	353-01C.S.	353-01C.S.	353-01C.S.	Yes
Vials 18 and 19	327-01R.M.	327-01R.M.	327-01R.M.	Yes
Vials 21 and 22	2314356-2	2314356-2	2314356-2	Yes
Vials 23 and 24	2314444-4	2314444-4	2314444-4	Yes
Vials 25 and 26	2313914-2	2313914-2	2313914-2	Yes
Vials 27 and 28	2314519-2	2314519-2	2314519-2	Yes
Vials 29 and 30	2314671-2	2314671-2	2314671-2	Yes
Vials 32 and 33	2314679-2	2314679-2	2314679-2	Yes
Vials 34 and 35	2314677-2	2314677-2	2314677-2	Yes
Vials 36 and 37	2314678-2	2314678-2	2314678-2	Yes
Vials 38 and 39	2314674-1	2314674-1	2314674-1	Yes
Vials 40 and 41	2314746-2	2314746-2	2314746-2	Yes
Vials 43 and 44	2314683-2	2314683-2	2314683-2	Yes
Vials 45 and 46	2301763-1	2301763-1	2301763-1	Yes
Vials 47 and 48	2314871-2	2314871-2	2314871-2	Yes
Vials 49 and 50	2313794-2	2313794-2	2313794-2	Yes
Vials 51 and 52	2314747-2	2314747-2	2314747-2	Yes

[REDACTED] : Brooke, Phillip - (26-Jul-2023)

Case: [REDACTED] User: pbrooke 7/26/2023

Scottsdale Police Department Crime Lab Volatiles Analysis

Sample:	353-01A.H.	Vial:	10
Description:	[REDACTED]	LIMS ID:	[REDACTED]
Method:	ethanol quant.M	Sequence:	25Jul23
Instrument:	US14173023 CN14160045	Injection date:	7/25/2023 5:06:25 PM
Data file:	C:\Chem32\1\Data\25Jul23\10.D	Analyst:	Brooke

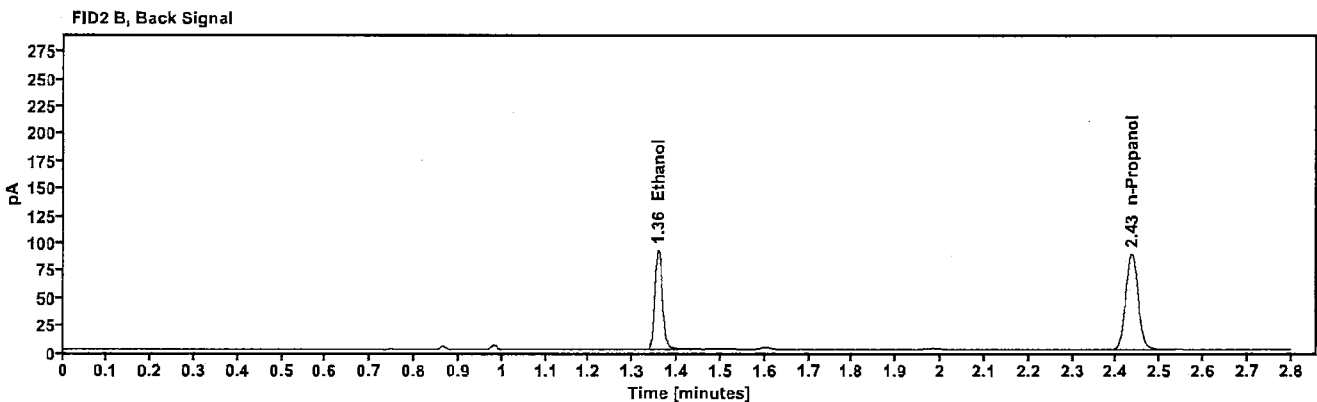
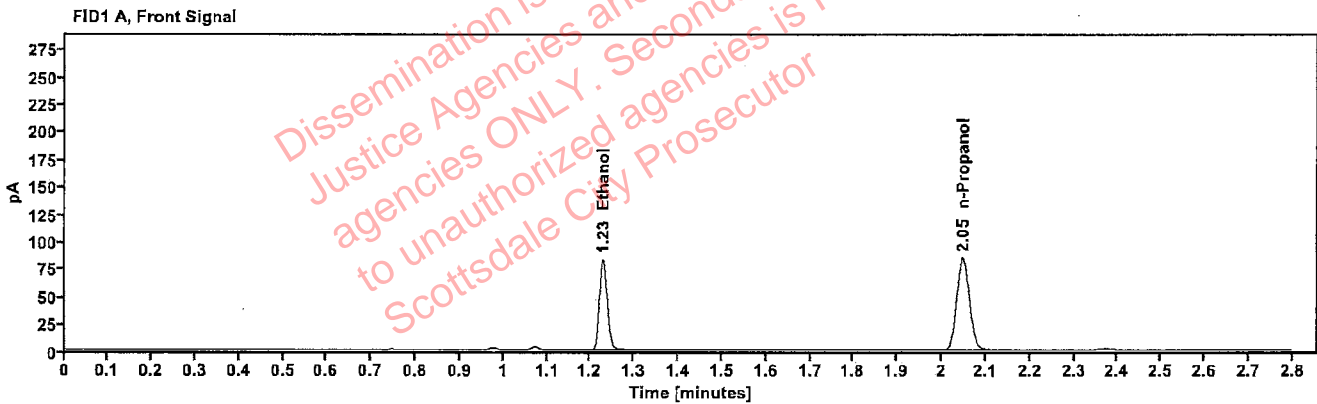


Table 1: FID 1 A (column DB-ALC1)

Compound	Amount (g/100mL)	Time (min)	Peak Area
>Ethanol	0.1616	1.229	105.893
n-Propanol	-----	2.048	169.870

Table 2: FID 2 B (column DB-ALC2)

Compound	Time (min)	Peak Area
Ethanol	1.357	110.044
n-Propanol	2.435	174.959

Scottsdale Police Department Crime Lab Volatiles Analysis

Sample:	353-01A.H.	Vial:	11
Description:		LIMS ID:	
Method:	ethanol quant.M	Sequence:	25Jul23
Instrument:	US14173023 CN14160045	Injection date:	7/25/2023 5:10:26 PM
Data file:	C:\Chem32\1\Data\25Jul23\11.D	Analyst:	Brooke

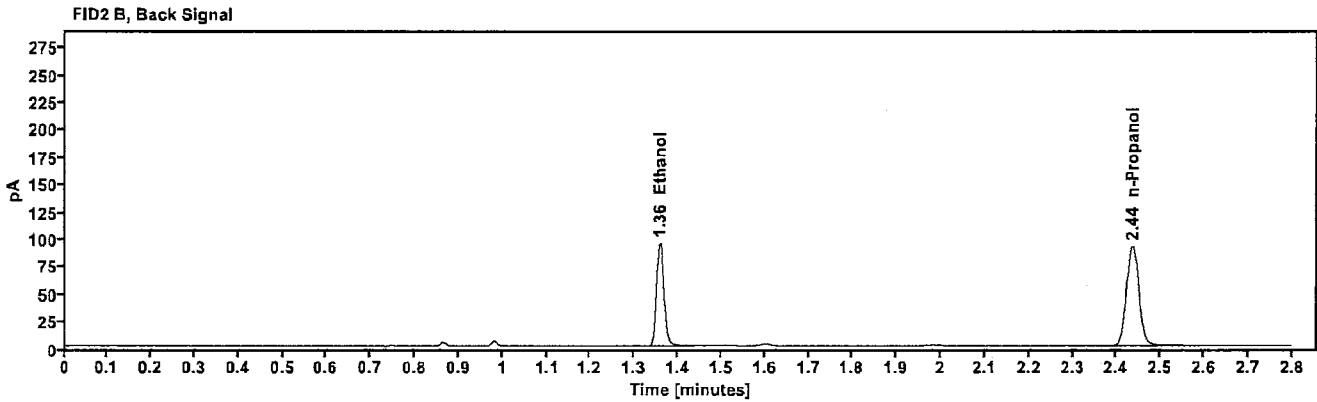
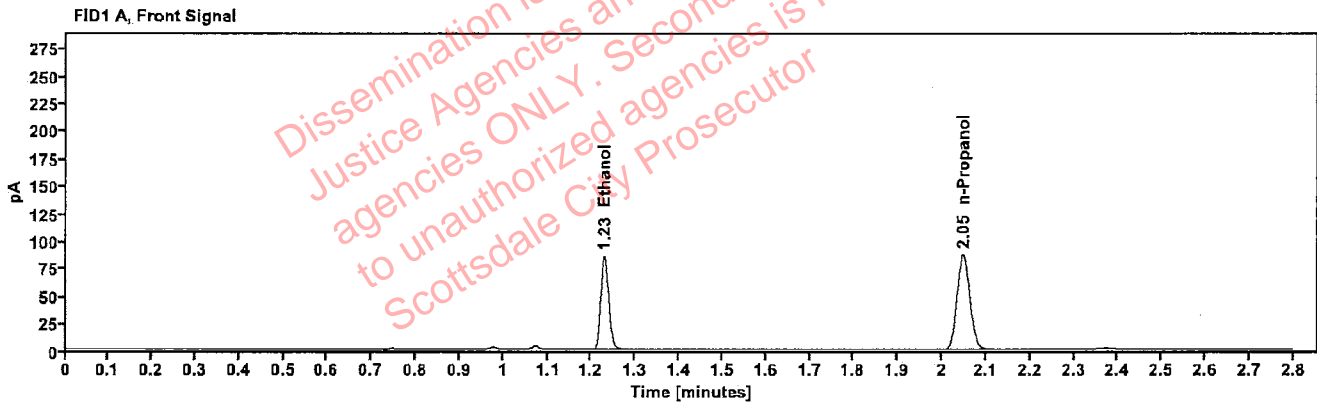


Table 1: FID 1 A (column DB-ALC1)

Compound	Amount (g/100mL)	Time (min)	Peak Area
>Ethanol	0.1617	1.229	109.484
n-Propanol	-----	2.048	175.485

Table 2: FID 2 B (column DB-ALC2)

Compound	Time (min)	Peak Area
Ethanol	1.358	113.814
n-Propanol	2.435	180.900

Scottsdale Police Department Crime Lab Volatiles Analysis

Sample:	353-01J.S.	Vial:	12
Description:		LIMS ID:	
Method:	ethanol quant.M	Sequence:	25Jul23
Instrument:	US14173023 CN14160045	Injection date:	7/25/2023 5:14:25 PM
Data file:	C:\Chem32\1\Data\25Jul23\12.D	Analyst:	Brooke

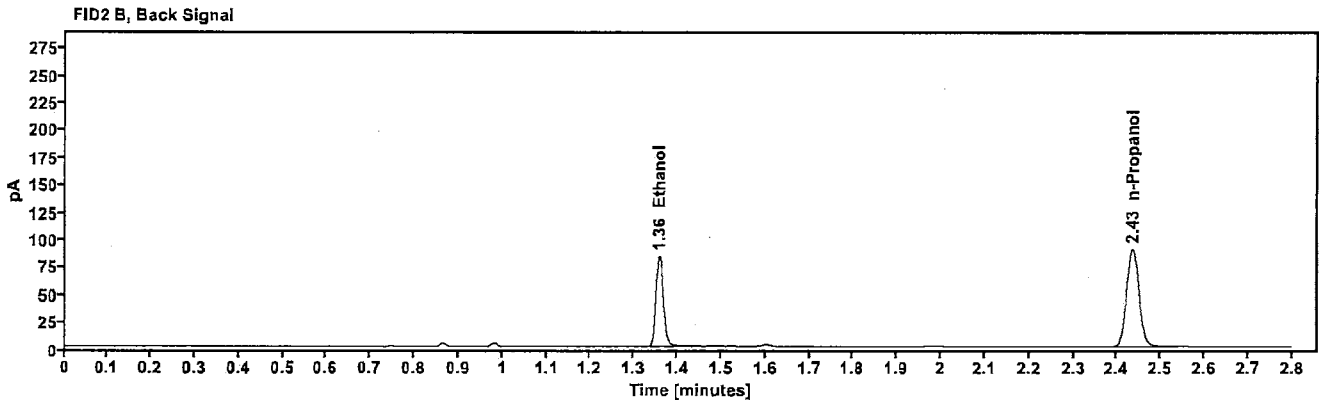
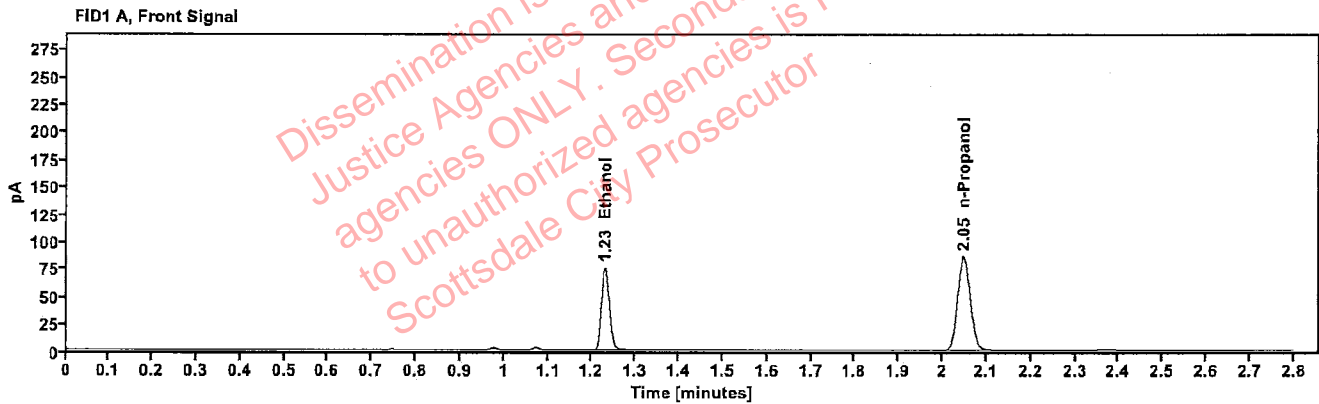


Table 1: FID 1 A (column DB-ALC1)

Compound	Amount (g/100mL)	Time (min)	Peak Area
>Ethanol	0.1446	1.229	96.090
n-Propanol	-----	2.048	172.370

Table 2: FID 2 B (column DB-ALC2)

Compound	Time (min)	Peak Area
Ethanol	1.358	99.916
n-Propanol	2.435	177.625

Scottsdale Police Department Crime Lab Volatiles Analysis

Sample:	353-01J.S.	Vial:	13
Description:	[REDACTED]	LIMS ID:	[REDACTED]
Method:	ethanol quant.M	Sequence:	25Jul23
Instrument:	US14173023 CN14160045	Injection date:	7/25/2023 5:18:40 PM
Data file:	C:\Chem32\1\Data\25Jul23\13.D	Analyst:	Brooke

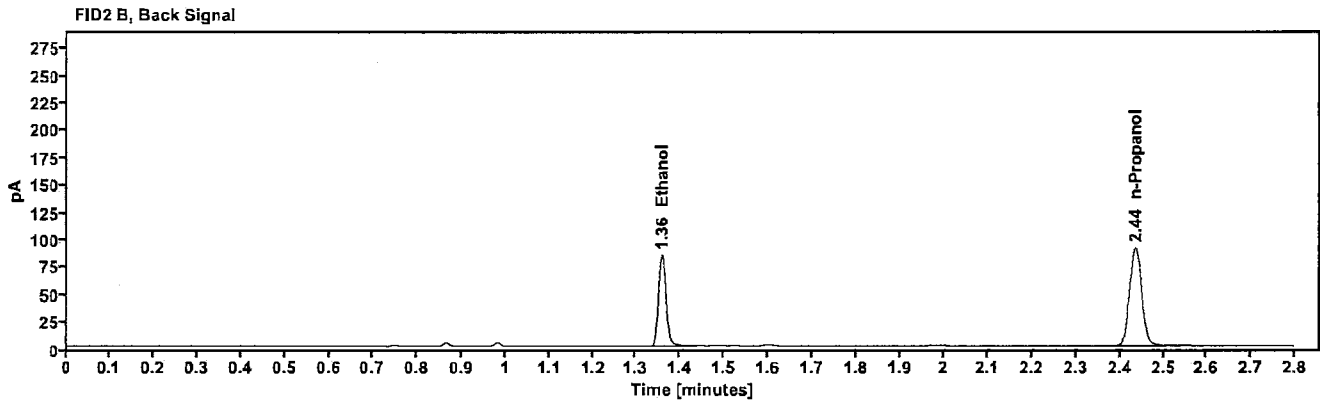
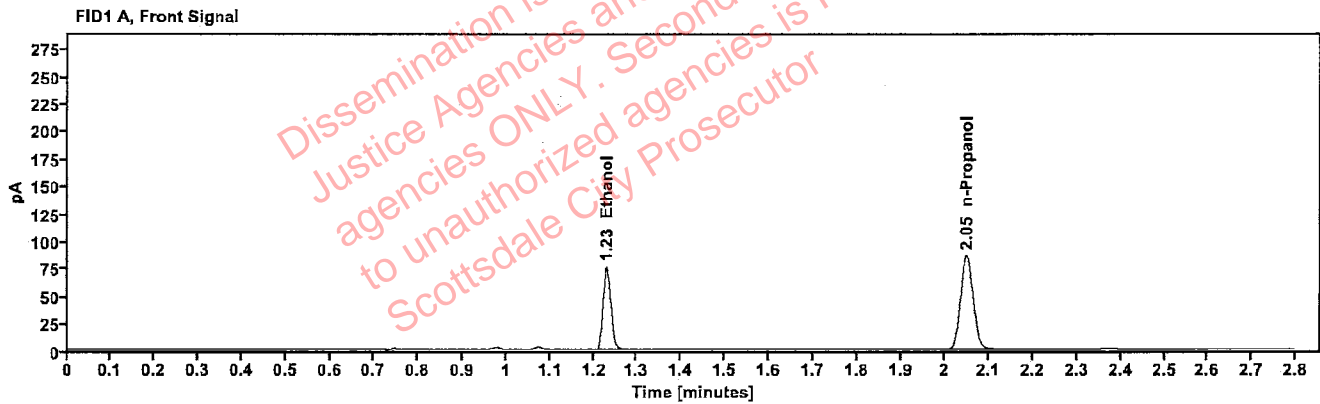


Table 1: FID 1 A (column DB-ALC1)

Compound	Amount (g/100mL)	Time (min)	Peak Area
>Ethanol	0.1457	1.230	96.549
n-Propanol	---	2.048	171.830

Table 2: FID 2 B (column DB-ALC2)

Compound	Time (min)	Peak Area
Ethanol	1.358	100.583
n-Propanol	2.435	178.132

[REDACTED]: Brooke, Phillip - (26-Jul-2023)

Case: [REDACTED] User: pbrooke 7/26/2023

Scottsdale Police Department Crime Lab Volatiles Analysis

Sample:	412-01J.H.	Vial:	14
Description:	[REDACTED]	LIMS ID:	[REDACTED]
Method:	ethanol quant.M	Sequence:	25Jul23
Instrument:	US14173023 CN14160045	Injection date:	7/25/2023 5:22:40 PM
Data file:	C:\Chem32\1\Data\25Jul23\14.D	Analyst:	Brooke

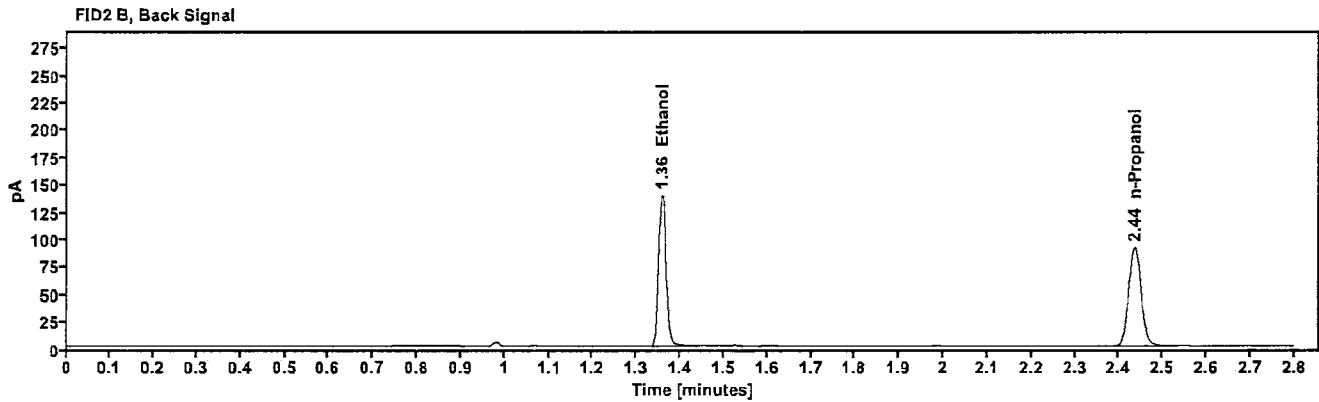
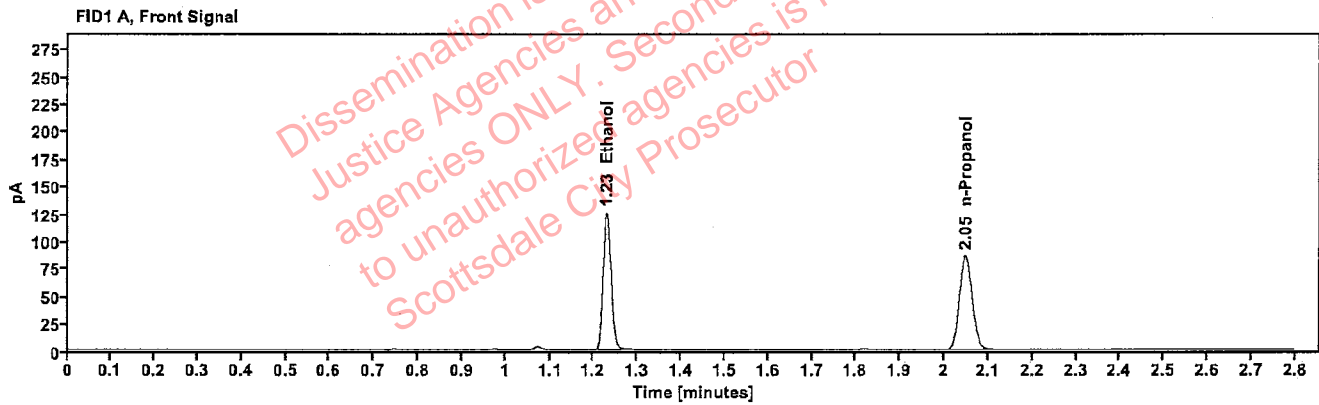


Table 1: FID 1 A (column DB-ALC1)

Compound	Amount (g/100mL)	Time (min)	Peak Area
>Ethanol	0.2404	1.229	160.308
n-Propanol	-----	2.048	172.560

Table 2: FID 2 B (column DB-ALC2)

Compound	Time (min)	Peak Area
Ethanol	1.358	166.744
n-Propanol	2.435	178.698

Scottsdale Police Department Crime Lab Volatiles Analysis

Sample:	412-01J.H.	Vial:	15
Description:	[REDACTED]	LIMS ID:	[REDACTED]
Method:	ethanol quant.M	Sequence:	25Jul23
Instrument:	US14173023 CN14160045	Injection date:	7/25/2023 5:26:41 PM
Data file:	C:\Chem32\1\Data\25Jul23\15.D	Analyst:	Brooke

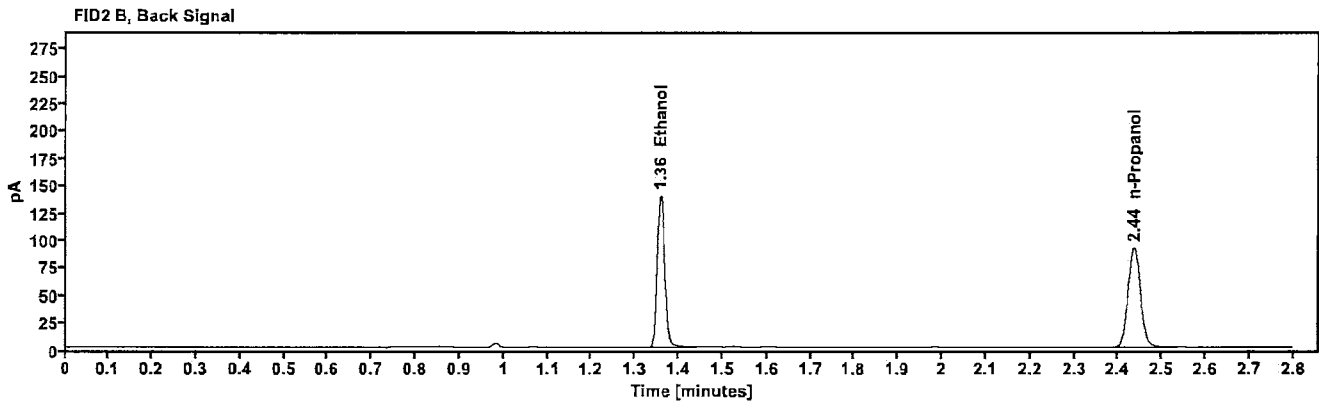
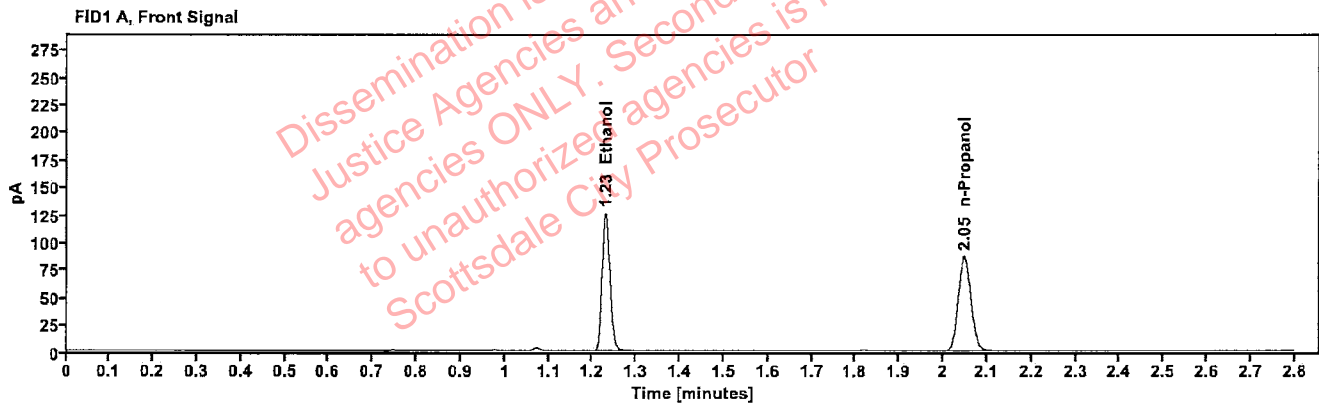


Table 1: FID 1 A (column DB-ALC1)

Compound	Amount (g/100mL)	Time (min)	Peak Area
>Ethanol	0.2399	1.229	160.946
n-Propanol	—	2.048	173.622

Table 2: FID 2 B (column DB-ALC2)

Compound	Time (min)	Peak Area
Ethanol	1.358	167.617
n-Propanol	2.435	180.005

Scottsdale Police Department Crime Lab Volatiles Analysis

Sample:	353-01C.S.	Vial:	16
Description:		LIMS ID:	
Method:	ethanol quant.M	Sequence:	25Jul23
Instrument:	US14173023 CN14160045	Injection date:	7/25/2023 5:30:40 PM
Data file:	C:\Chem32\1\Data\25Jul23\16.D	Analyst:	Brooke

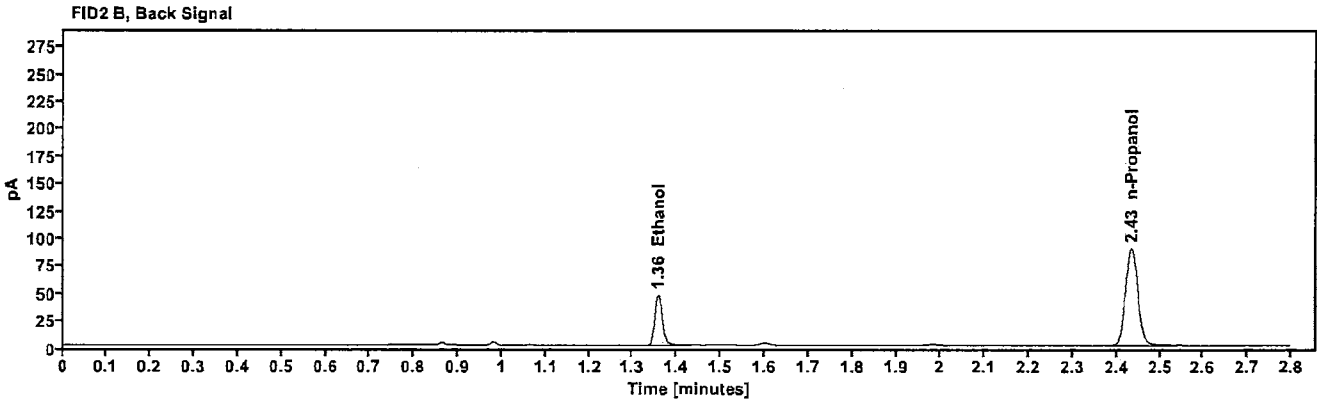
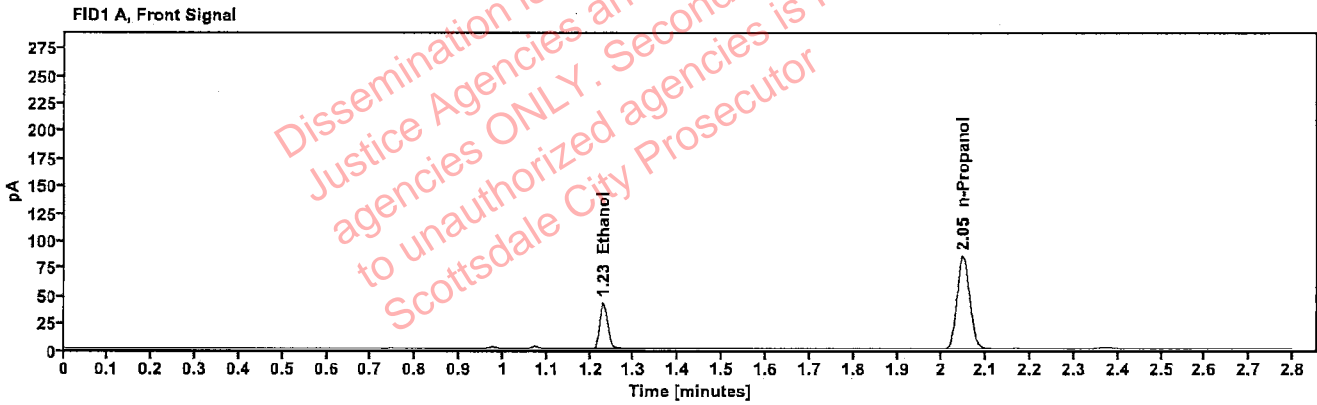


Table 1: FID 1 A (column DB-ALC1)

Compound	Amount (g/100mL)	Time (min)	Peak Area
>Ethanol	0.0820	1.230	53.715
n-Propanol	-----	2.048	170.699

Table 2: FID 2 B (column DB-ALC2)

Compound	Time (min)	Peak Area
Ethanol	1.357	55.953
n-Propanol	2.434	176.496

Scottsdale Police Department Crime Lab Volatiles Analysis

Sample:	353-01C.S.	Vial:	17
Description:	[REDACTED]	LIMS ID:	[REDACTED]
Method:	ethanol quant.M	Sequence:	25Jul23
Instrument:	US14173023 CN14160045	Injection date:	7/25/2023 5:34:40 PM
Data file:	C:\Chem32\1\Data\25Jul23\17.D	Analyst:	Brooke

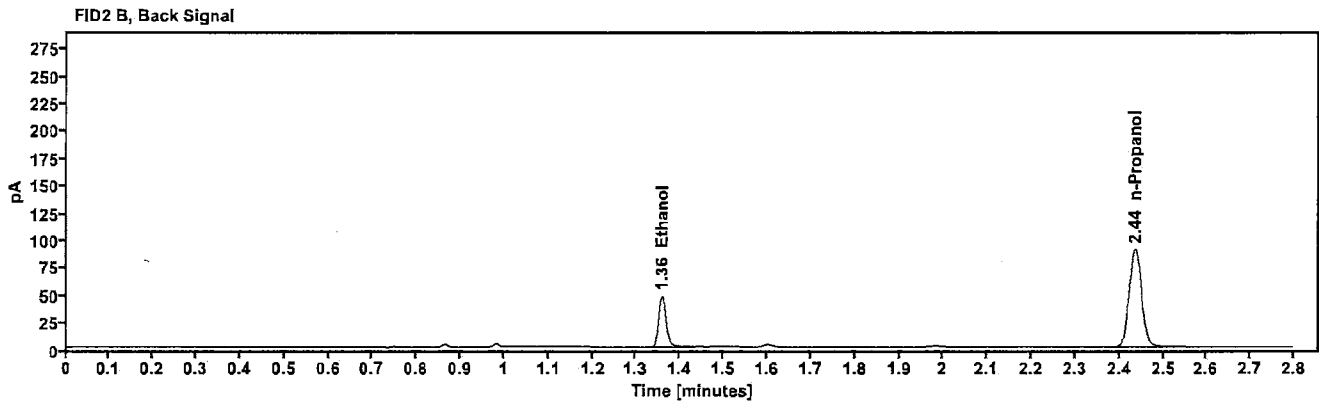
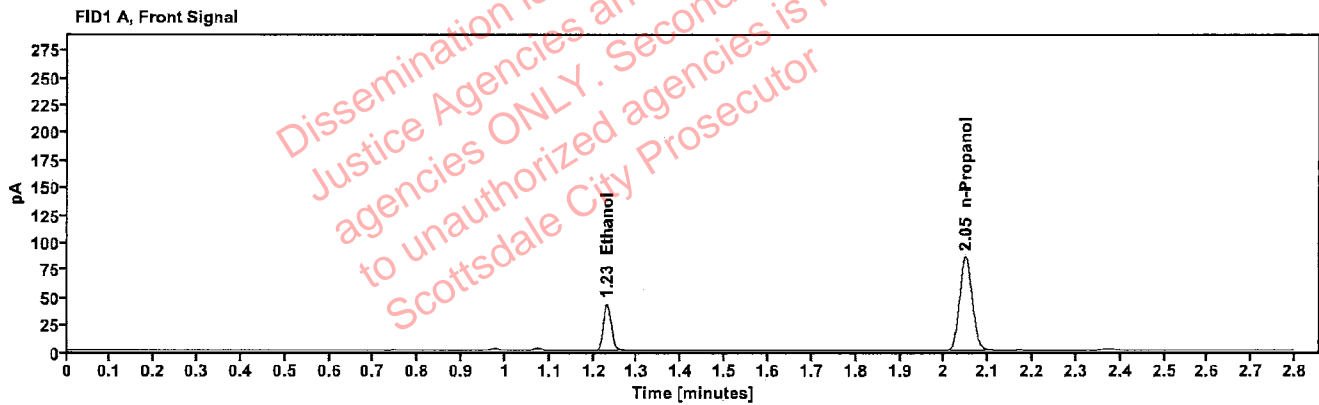


Table 1: FID 1 A (column DB-ALC1)

Compound	Amount (g/100mL)	Time (min)	Peak Area
>Ethanol	0.0825	1.230	54.610
n-Propanol	---	2.049	172.415

Table 2: FID 2 B (column DB-ALC2)

Compound	Time (min)	Peak Area
Ethanol	1.358	56.970
n-Propanol	2.435	178.032

Scottsdale Police Department Crime Lab Volatiles Analysis

Sample:	327-01R.M.	Vial:	18
Description:		LIMS ID:	
Method:	ethanol quant.M	Sequence:	25Jul23
Instrument:	US14173023 CN14160045	Injection date:	7/25/2023 5:38:41 PM
Data file:	C:\Chem32\1\Data\25Jul23\18.D	Analyst:	Brooke

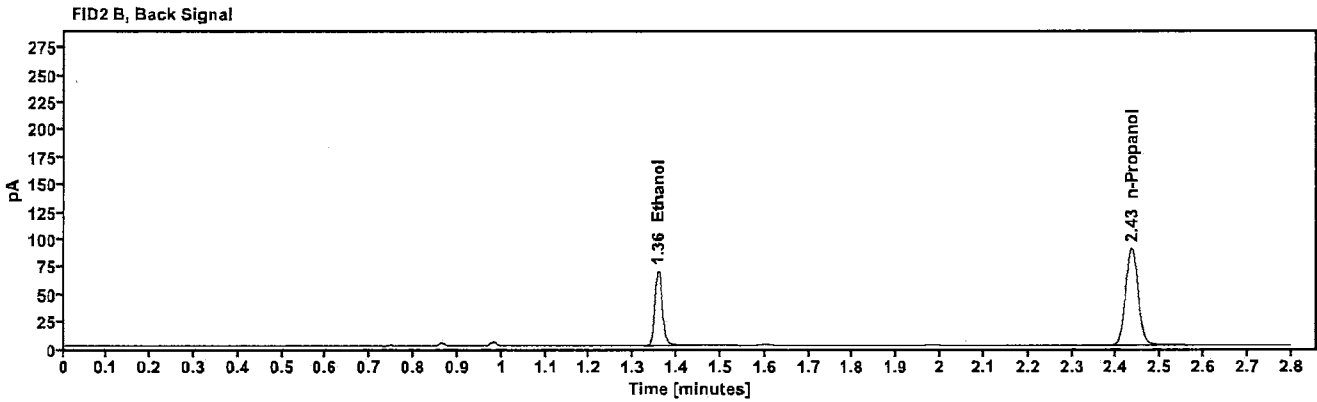
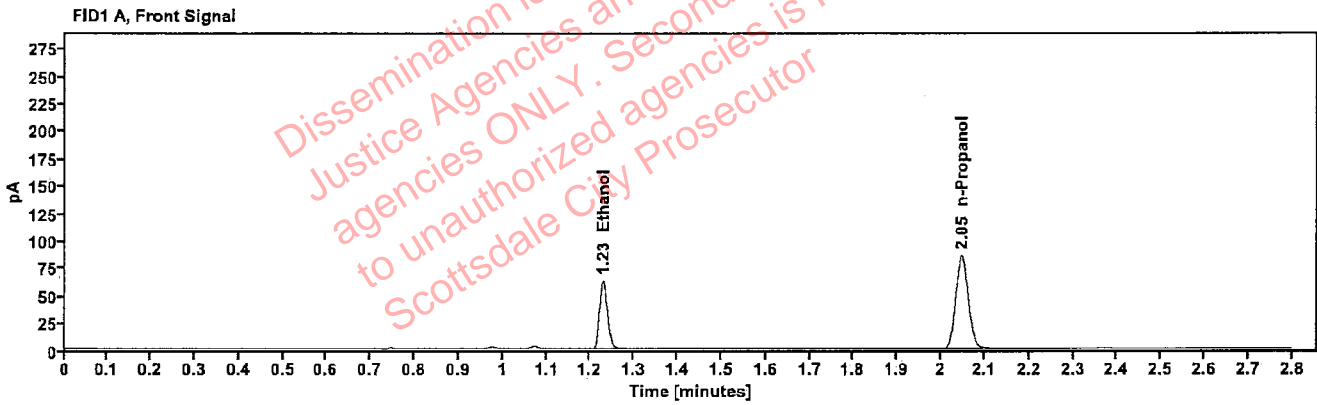


Table 1: FID 1 A (column DB-ALC1)

Compound	Amount (g/100mL)	Time (min)	Peak Area
>Ethanol	0.1212	1.229	79.707
n-Propanol	---	2.048	170.790

Table 2: FID 2 B (column DB-ALC2)

Compound	Time (min)	Peak Area
Ethanol	1.357	82.868
n-Propanol	2.434	177.029

: Brooke, Phillip - (26-Jul-2023)

Case: User: pbrooke 7/26/2023

Scottsdale Police Department Crime Lab Volatiles Analysis

Sample:	327-01R.M.	Vial:	19
Description:		LIMS ID:	
Method:	ethanol quant.M	Sequence:	25Jul23
Instrument:	US14173023 CN14160045	Injection date:	7/25/2023 5:42:55 PM
Data file:	C:\Chem32\1\Data\25Jul23\19.D	Analyst:	Brooke

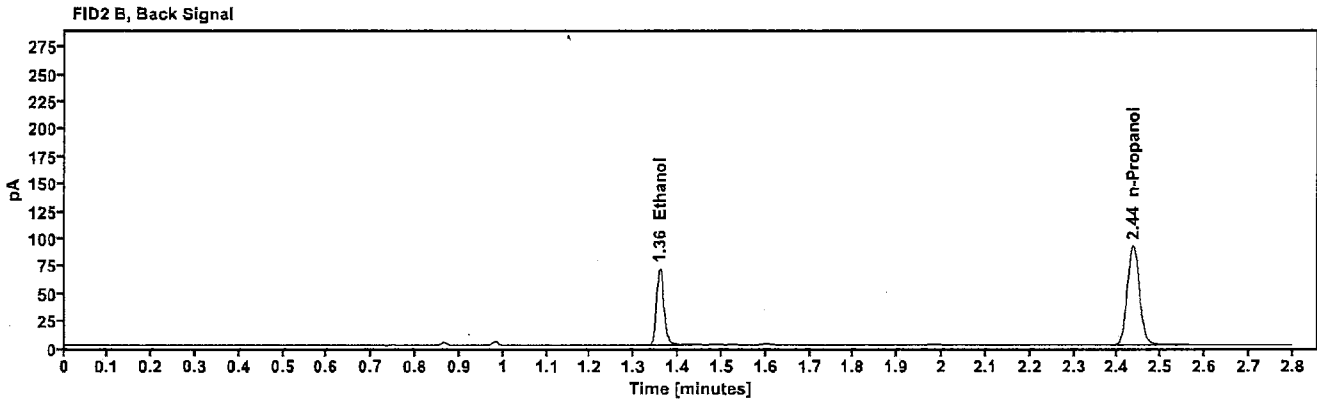
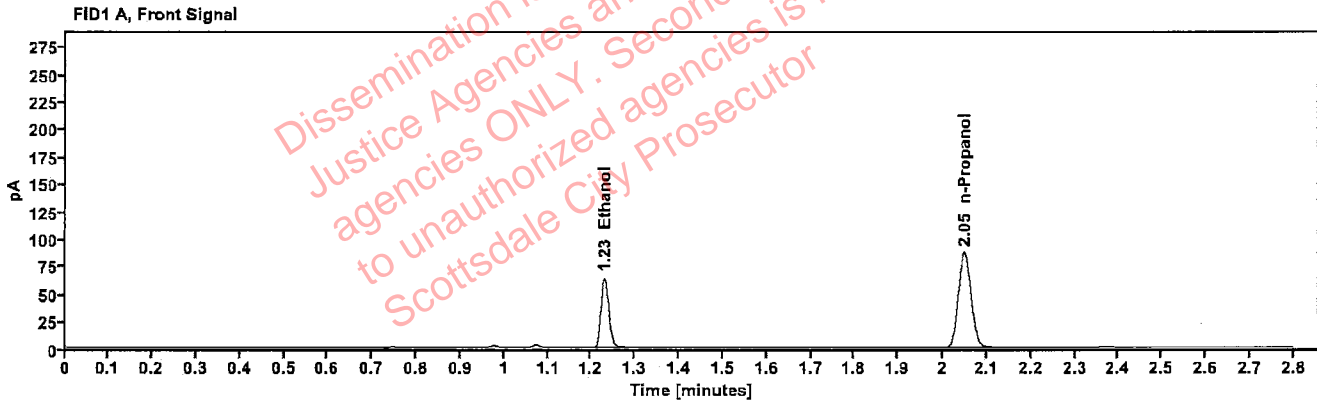


Table 1: FID 1 A (column DB-ALC1)

Compound	Amount (g/100mL)	Time (min)	Peak Area
>Ethanol	0.1217	1.230	81.597
n-Propanol	---	2.049	174.155

Table 2: FID 2 B (column DB-ALC2)

Compound	Time (min)	Peak Area
Ethanol	1.358	85.036
n-Propanol	2.436	180.598

[REDACTED]: Brooke, Phillip - (26-Jul-2023)

Case: [REDACTED] User: pbrooke 7/26/2023

Scottsdale Police Department Crime Lab Volatiles Analysis

Sample:	2314356-2	Vial:	21
Description:	[REDACTED]	LIMS ID:	[REDACTED]
Method:	ethanol quant.M	Sequence:	25Jul23
Instrument:	US14173023 CN14160045	Injection date:	7/25/2023 5:50:55 PM
Data file:	C:\Chem32\1\Data\25Jul23\21.D	Analyst:	Brooke

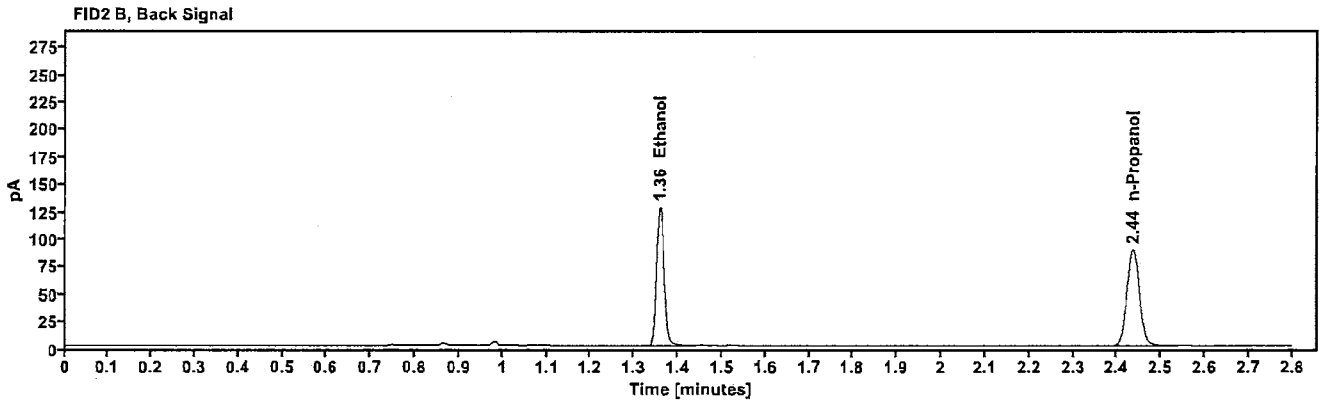
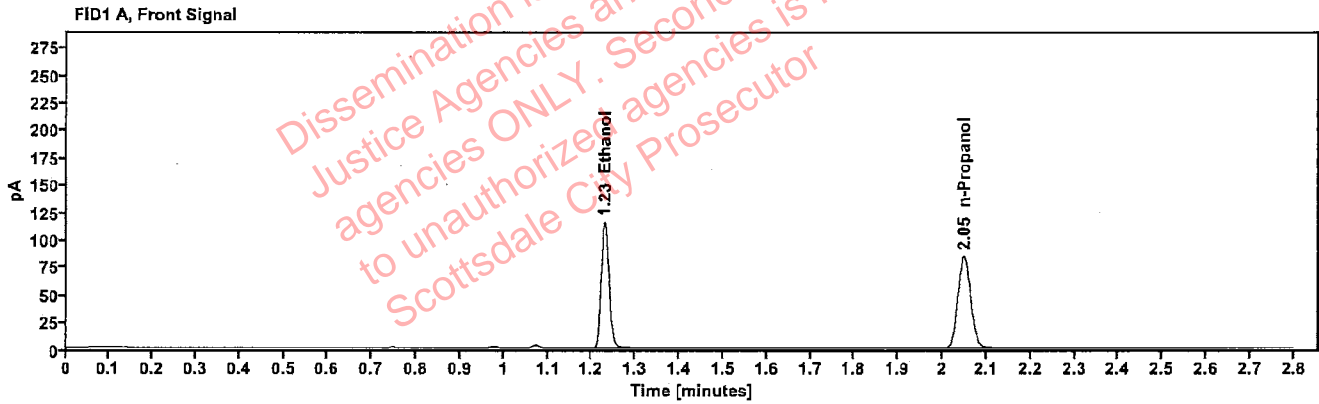


Table 1: FID 1 A (column DB-ALC1)

Compound	Amount (g/100mL)	Time (min)	Peak Area
>Ethanol	0.2256	1.229	147.320
n-Propanol	—	2.049	169.012

Table 2: FID 2 B (column DB-ALC2)

Compound	Time (min)	Peak Area
Ethanol	1.358	153.180
n-Propanol	2.436	174.791

Brooke, Phillip - (26-Jul-2023)

Case: User: pbrooke 7/26/2023

Scottsdale Police Department Crime Lab Volatiles Analysis

Sample:	2314356-2	Vial:	22
Description:		LIMS ID:	
Method:	ethanol quant.M	Sequence:	25Jul23
Instrument:	US14173023 CN14160045	Injection date:	7/25/2023 5:54:56 PM
Data file:	C:\Chem32\1\Data\25Jul23\22.D	Analyst:	Brooke

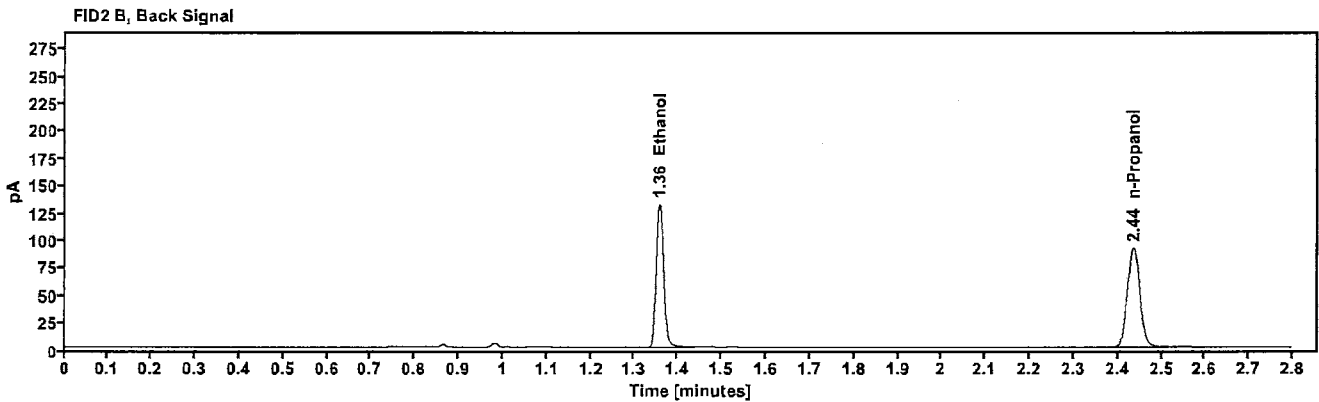
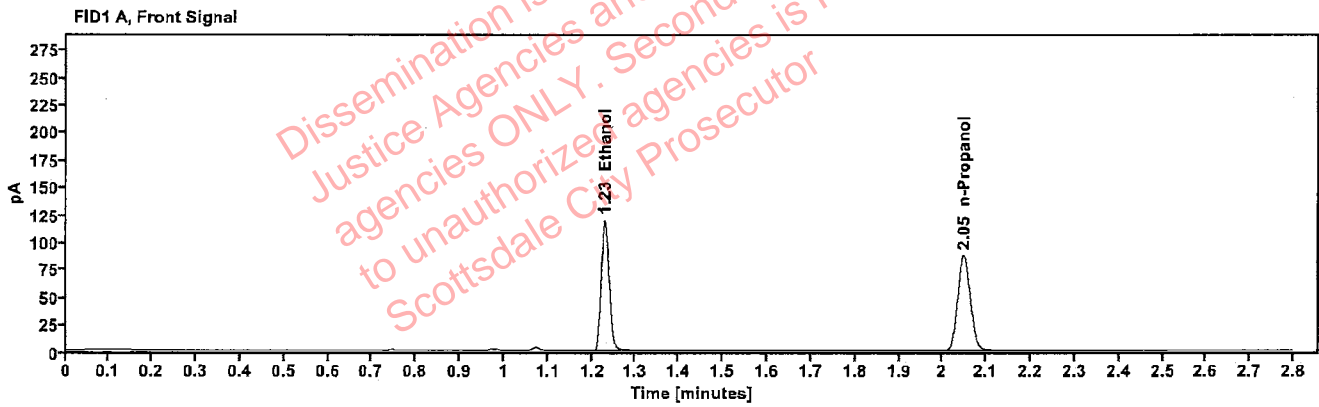


Table 1: FID 1 A (column DB-ALC1)

Compound	Amount (g/100mL)	Time (min)	Peak Area
>Ethanol	0.2255	1.229	151.931
n-Propanol	-----	2.048	174.382

Table 2: FID 2 B (column DB-ALC2)

Compound	Time (min)	Peak Area
Ethanol	1.357	157.977
n-Propanol	2.435	180.331

Scottsdale Police Department Crime Lab Volatiles Analysis

Sample:	2314444-4	Vial:	23
Description:		LIMS ID:	
Method:	ethanol quant.M	Sequence:	25Jul23
Instrument:	US14173023 CN14160045	Injection date:	7/25/2023 5:58:55 PM
Data file:	C:\Chem32\1\Data\25Jul23\23.D	Analyst:	Brooke

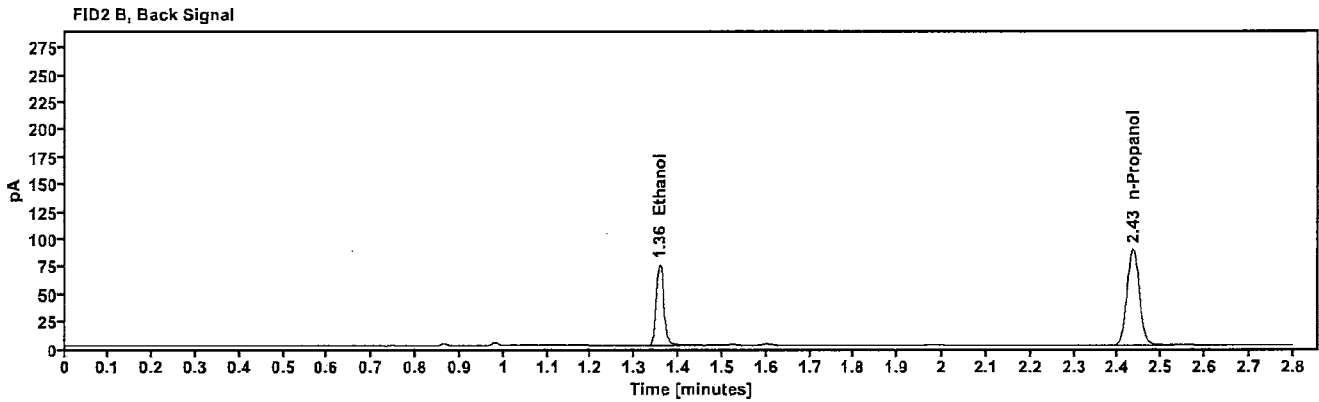
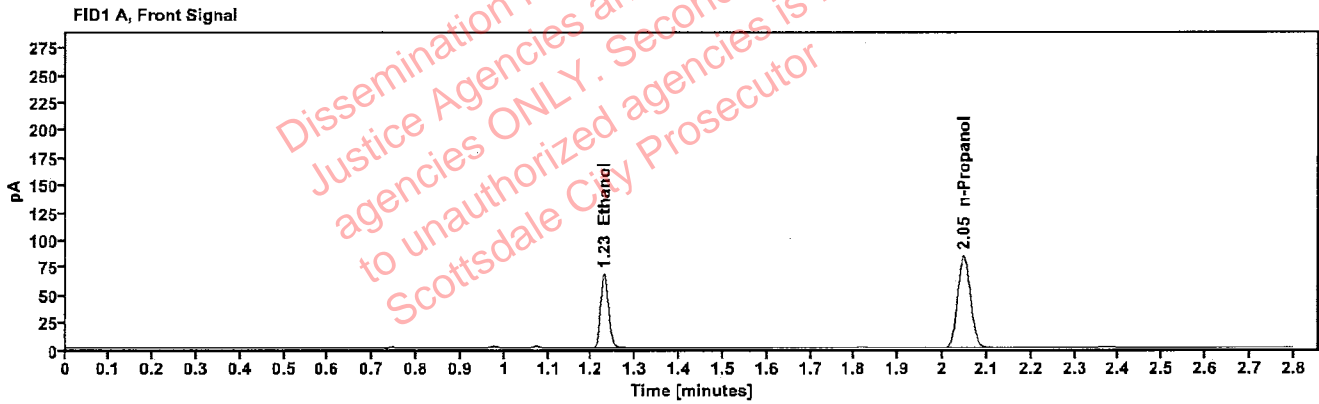


Table 1: FID 1 A (column DB-ALC1)

Compound	Amount (g/100mL)	Time (min)	Peak Area
>Ethanol	0.1324	1.229	86.342
n-Propanol	-----	2.047	169.278

Table 2: FID 2 B (column DB-ALC2)

Compound	Time (min)	Peak Area
Ethanol	1.356	89.968
n-Propanol	2.434	174.356

[REDACTED] : Brooke, Phillip - (26-Jul-2023)

Case: [REDACTED] User: pbrooke 7/26/2023

Scottsdale Police Department Crime Lab Volatiles Analysis

Sample:	2314444-4	Vial:	24
Description:	[REDACTED]	LIMS ID:	[REDACTED]
Method:	ethanol quant.M	Sequence:	25Jul23
Instrument:	US14173023 CN14160045	Injection date:	7/25/2023 6:02:55 PM
Data file:	C:\Chem32\1\Data\25Jul23\24.D	Analyst:	Brooke

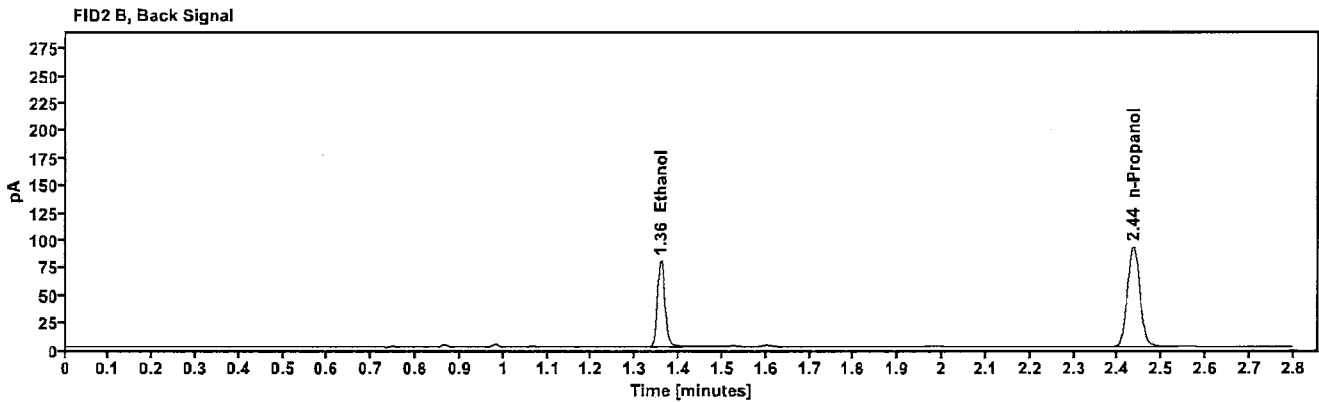
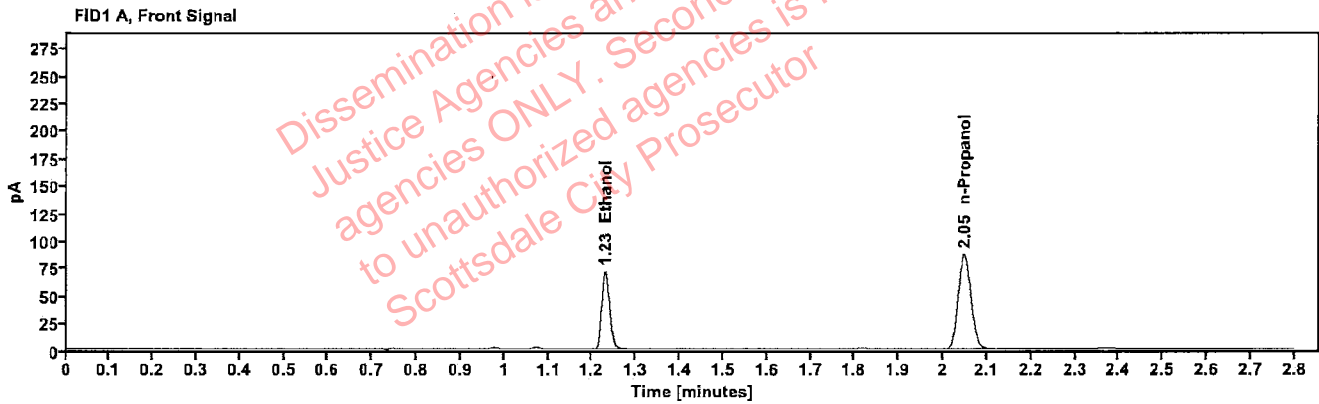


Table 1: FID 1 A (column DB-ALC1)

Compound	Amount (g/100mL)	Time (min)	Peak Area
>Ethanol	0.1349	1.230	91.185
n-Propanol	-----	2.048	175.325

Table 2: FID 2 B (column DB-ALC2)

Compound	Time (min)	Peak Area
Ethanol	1.358	95.026
n-Propanol	2.435	180.668

Scottsdale Police Department Crime Lab Volatiles Analysis

Sample:	2313914-2	Vial:	25
Description:	██████████	LIMS ID:	██████████
Method:	ethanol quant.M	Sequence:	25Jul23
Instrument:	US14173023 CN14160045	Injection date:	7/25/2023 6:07:11 PM
Data file:	C:\Chem32\1\Data\25Jul23\25.D	Analyst:	Brooke

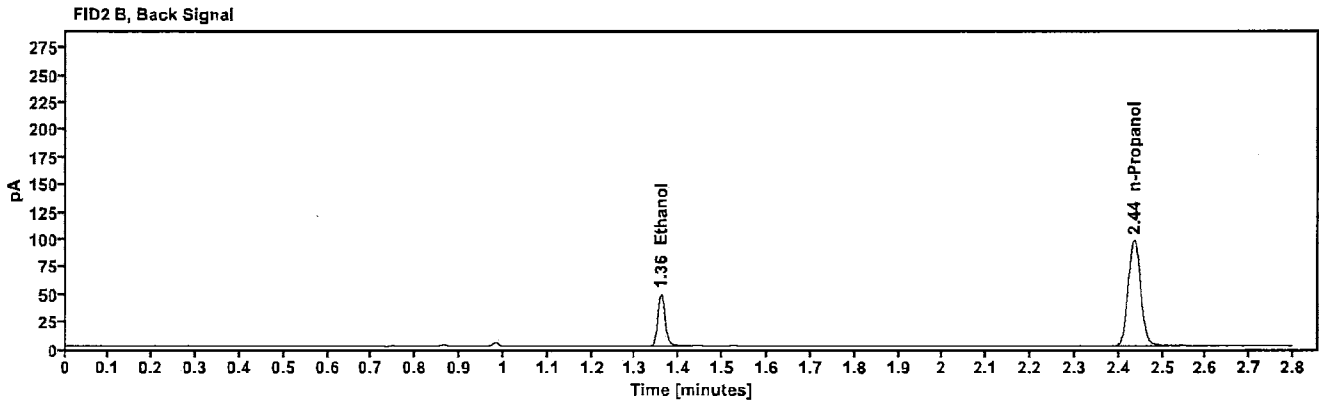
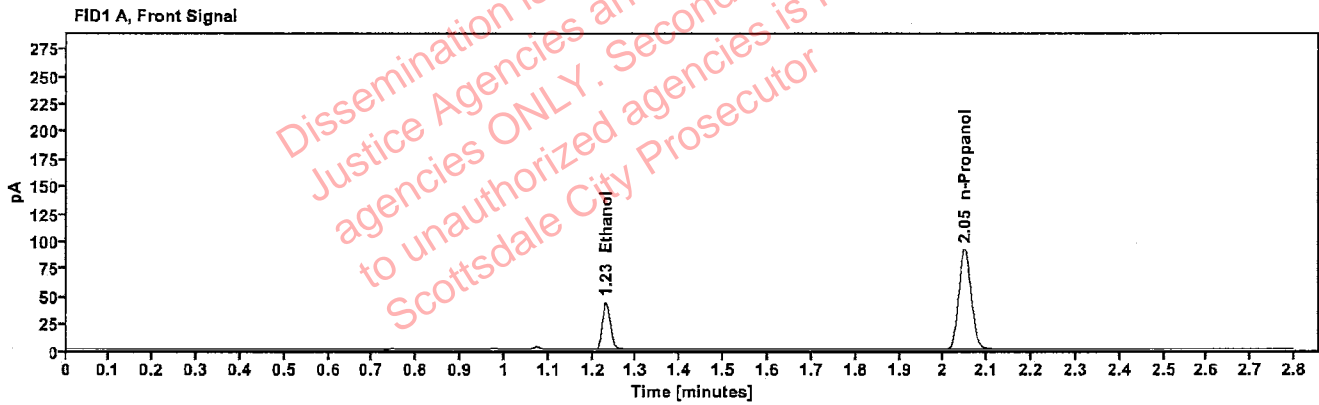


Table 1: FID 1 A (column DB-ALC1)

Compound	Amount (g/100mL)	Time (min)	Peak Area
>Ethanol	0.0783	1.230	55.467
n-Propanol	-----	2.048	184.767

Table 2: FID 2 B (column DB-ALC2)

Compound	Time (min)	Peak Area
Ethanol	1.358	57.554
n-Propanol	2.435	191.245

[REDACTED] : Brooke, Phillip - (26-Jul-2023)

Case: [REDACTED] User: pbrooke 7/26/2023

Scottsdale Police Department Crime Lab Volatiles Analysis

Sample:	2313914-2	Vial:	26
Description:	[REDACTED]	LIMS ID:	[REDACTED]
Method:	ethanol quant.M	Sequence:	25Jul23
Instrument:	US14173023 CN14160045	Injection date:	7/25/2023 6:11:10 PM
Data file:	C:\Chem32\1\Data\25Jul23\26.D	Analyst:	Brooke

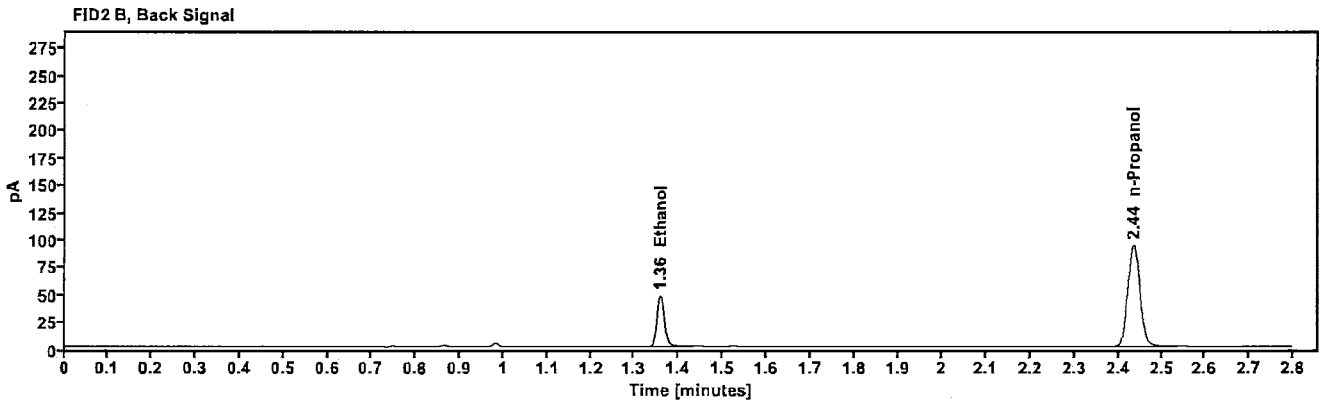
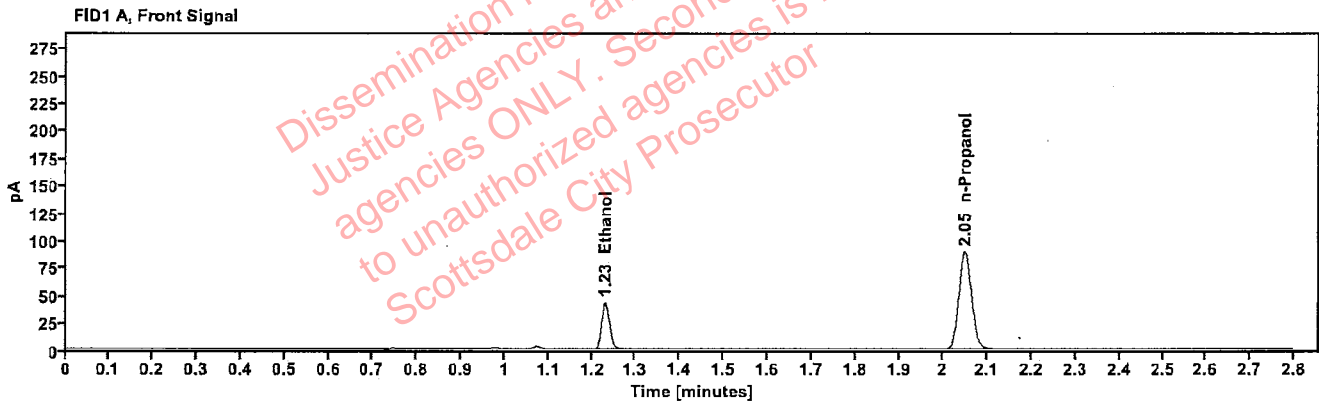


Table 1: FID 1 A (column DB-ALC1)

Compound	Amount (g/100mL)	Time (min)	Peak Area
>Ethanol	0.0794	1.230	54.291
n-Propanol	-----	2.048	178.316

Table 2: FID 2 B (column DB-ALC2)

Compound	Time (min)	Peak Area
Ethanol	1.358	56.250
n-Propanol	2.435	184.351

Scottsdale Police Department Crime Lab Volatiles Analysis

Sample:	2314519-2	Vial:	27
Description:	[REDACTED]	LIMS ID:	[REDACTED]
Method:	ethanol quant.M	Sequence:	25Jul23
Instrument:	US14173023 CN14160045	Injection date:	7/25/2023 6:15:10 PM
Data file:	C:\Chem32\1\Data\25Jul23\27.D	Analyst:	Brooke

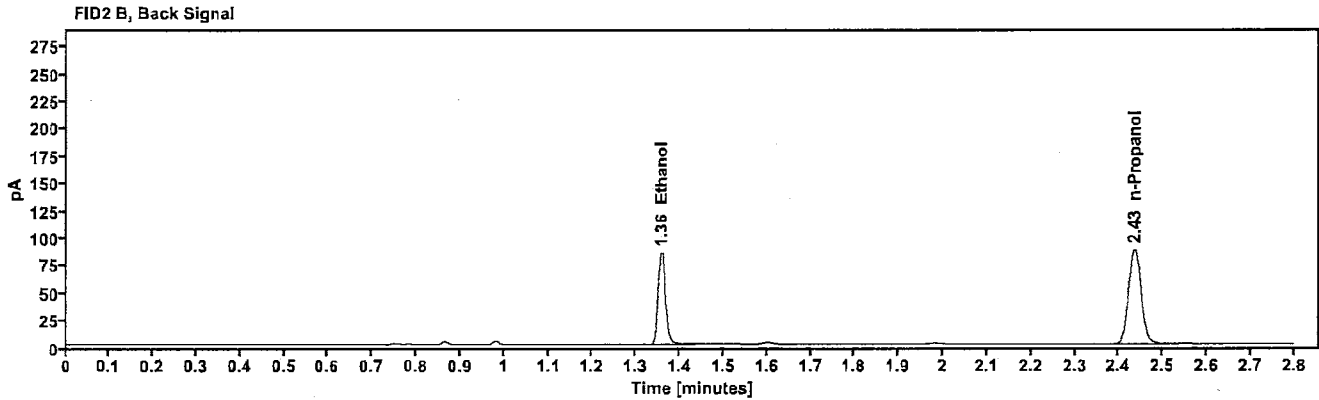
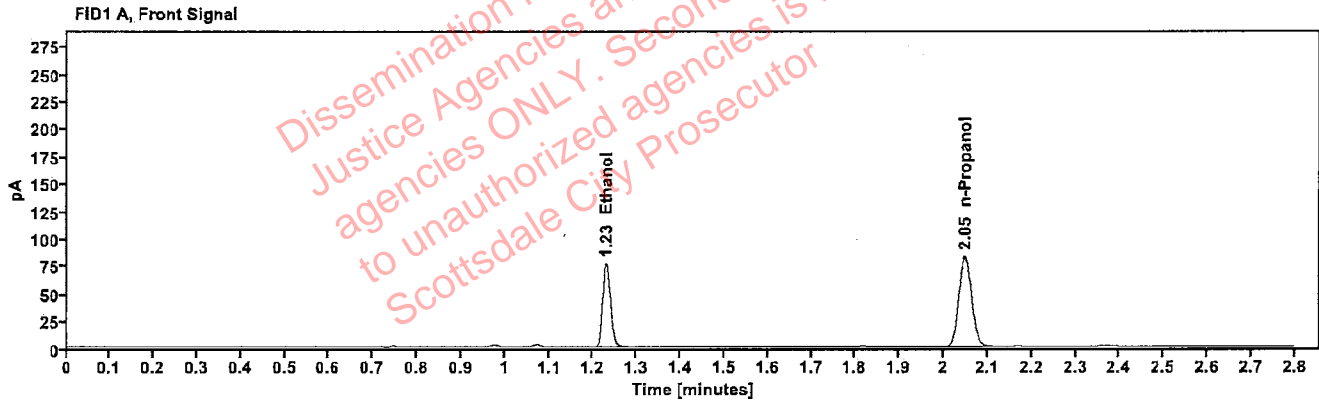


Table 1: FID 1 A (column DB-ALC1)

Compound	Amount (g/100mL)	Time (min)	Peak Area
>Ethanol	0.1520	1.229	98.136
n-Propanol	-----	2.048	167.454

Table 2: FID 2 B (column DB-ALC2)

Compound	Time (min)	Peak Area
Ethanol	1.358	102.141
n-Propanol	2.435	172.317

Scottsdale Police Department Crime Lab Volatiles Analysis

Sample:	2314519-2	Vial:	28
Description:	[REDACTED]	LIMS ID:	[REDACTED]
Method:	ethanol quant.M	Sequence:	25Jul23
Instrument:	US14173023 CN14160045	Injection date:	7/25/2023 6:19:11 PM
Data file:	C:\Chem32\1\Data\25Jul23\28.D	Analyst:	Brooke

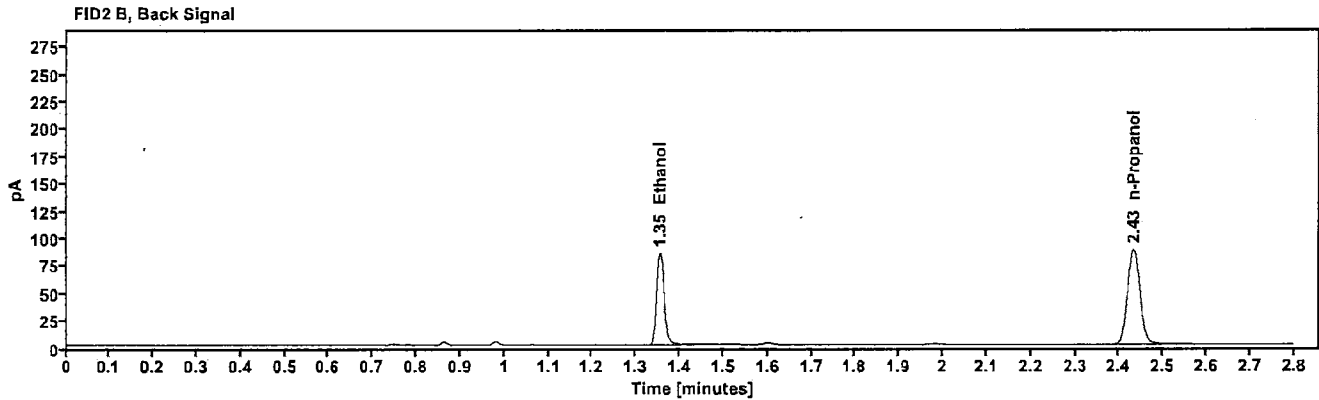
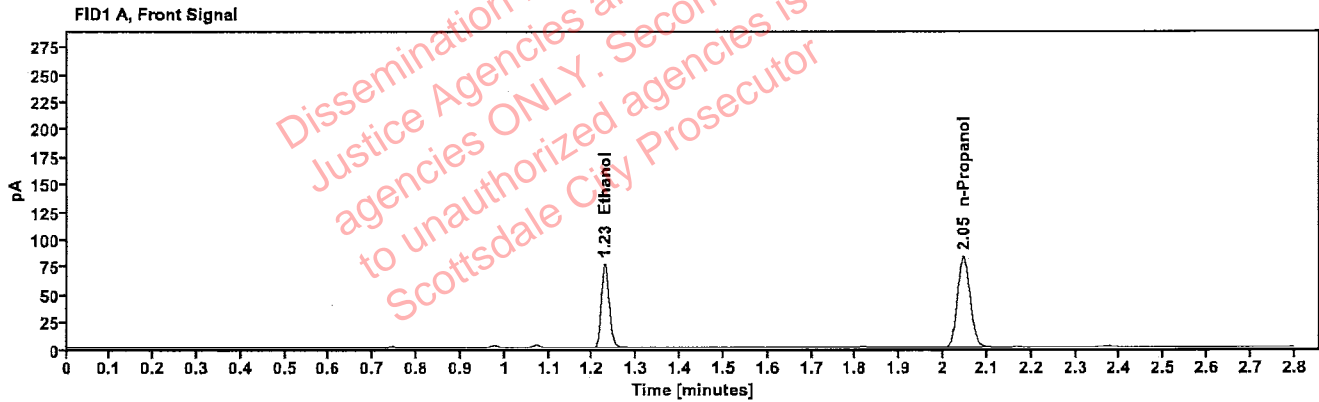


Table 1: FID 1 A (column DB-ALC1)

Compound	Amount (g/100mL)	Time (min)	Peak Area
>Ethanol	0.1509	1.228	97.493
n-Propanol	---	2.047	167.565

Table 2: FID 2 B (column DB-ALC2)

Compound	Time (min)	Peak Area
Ethanol	1.355	101.580
n-Propanol	2.433	172.828

Scottsdale Police Department Crime Lab Volatiles Analysis

Sample:	2314671-2	Vial:	29
Description:	[REDACTED]	LIMS ID:	[REDACTED]
Method:	ethanol quant.M	Sequence:	25Jul23
Instrument:	US14173023 CN14160045	Injection date:	7/25/2023 6:23:10 PM
Data file:	C:\Chem32\1\Data\25Jul23\29.D	Analyst:	Brooke

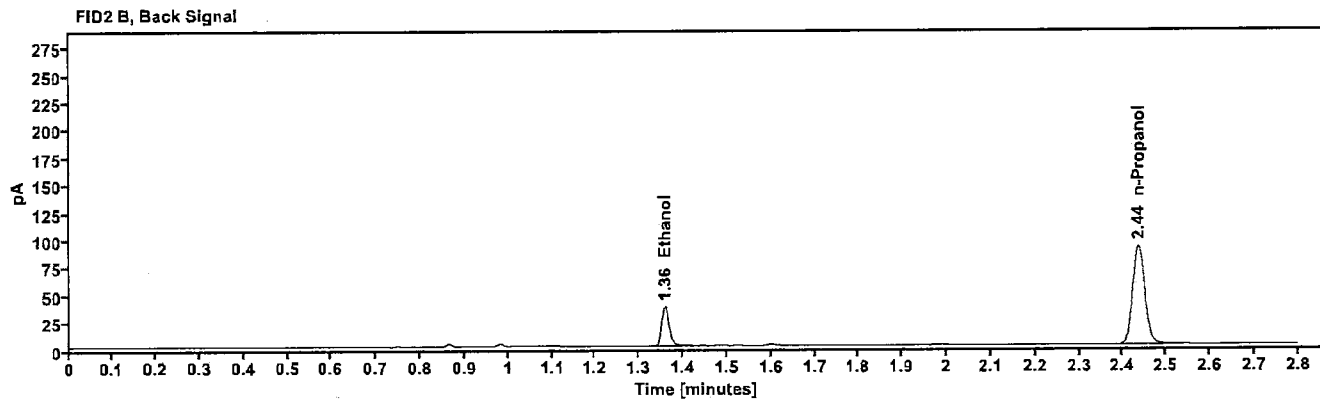
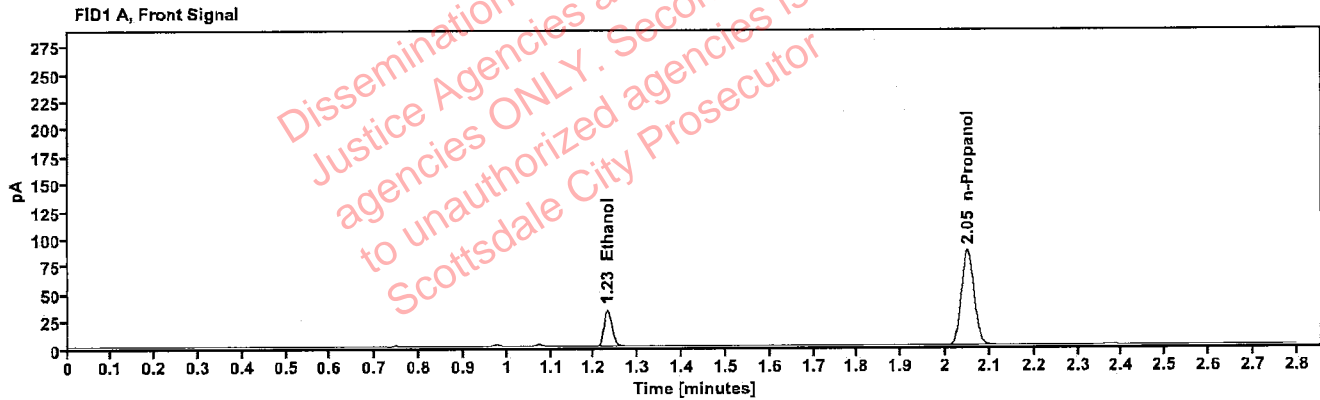


Table 1: FID 1 A (column DB-ALC1)

Compound	Amount (g/100mL)	Time (min)	Peak Area
>Ethanol	0.0646	1.231	42.784
n-Propanol	—	2.049	173.156

Table 2: FID 2 B (column DB-ALC2)

Compound	Time (min)	Peak Area
Ethanol	1.359	44.539
n-Propanol	2.436	179.611

Scottsdale Police Department Crime Lab Volatiles Analysis

Sample:	2314671-2	Vial:	30
Description:	[REDACTED]	LIMS ID:	[REDACTED]
Method:	ethanol quant.M	Sequence:	25Jul23
Instrument:	US14173023 CN14160045	Injection date:	7/25/2023 6:27:10 PM
Data file:	C:\Chem32\1\Data\25Jul23\30.D	Analyst:	Brooke

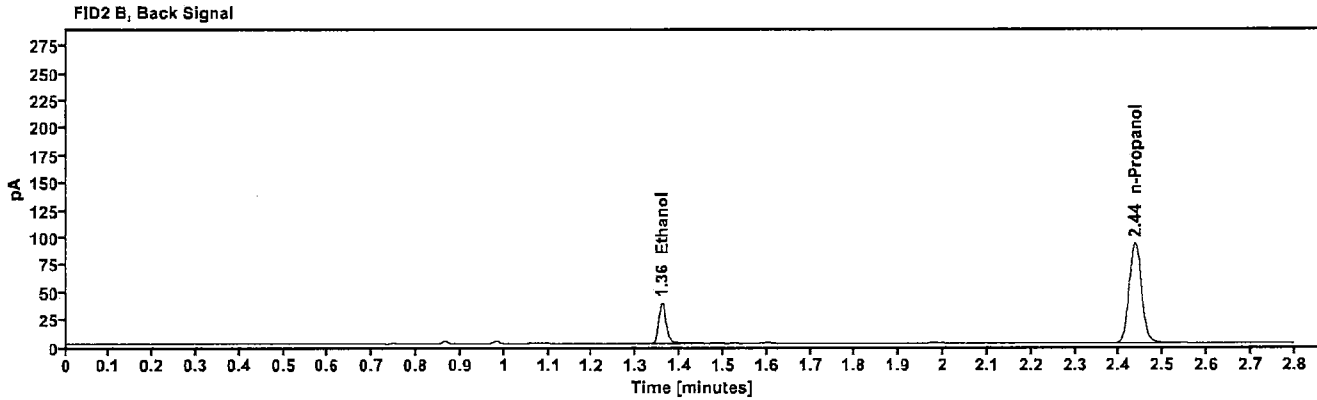
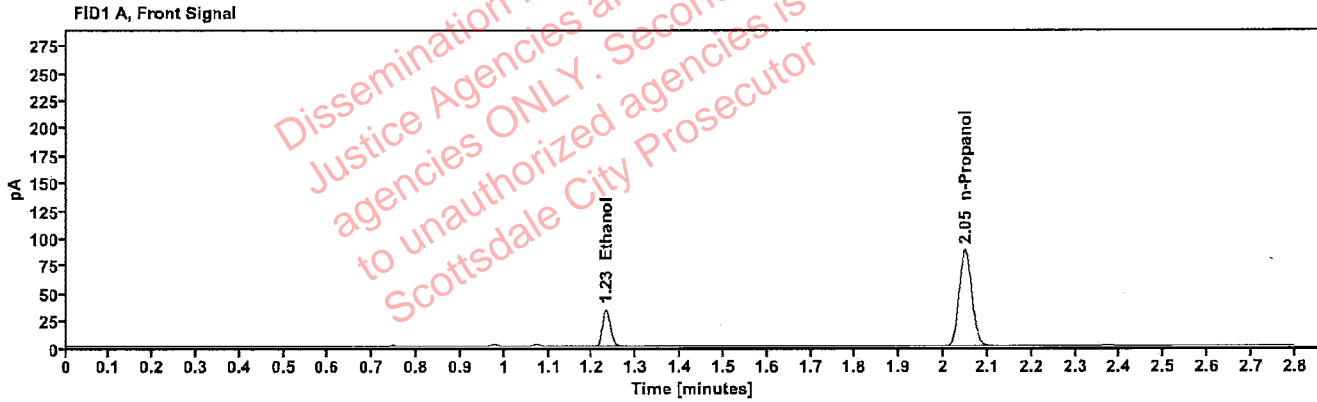


Table 1: FID 1 A (column DB-ALC1)

Compound	Amount (g/100mL)	Time (min)	Peak Area
>Ethanol	0.0648	1.231	43.576
n-Propanol	---	2.049	175.595

Table 2: FID 2 B (column DB-ALC2)

Compound	Time (min)	Peak Area
Ethanol	1.359	45.238
n-Propanol	2.436	182.031

Scottsdale Police Department Crime Lab Volatiles Analysis

Sample:	2314679-2	Vial:	32
Description:	██████████	LIMS ID:	██████████
Method:	ethanol quant.M	Sequence:	25Jul23
Instrument:	US14173023 CN14160045	Injection date:	7/25/2023 6:35:25 PM
Data file:	C:\Chem32\1\Data\25Jul23\32.D	Analyst:	Brooke

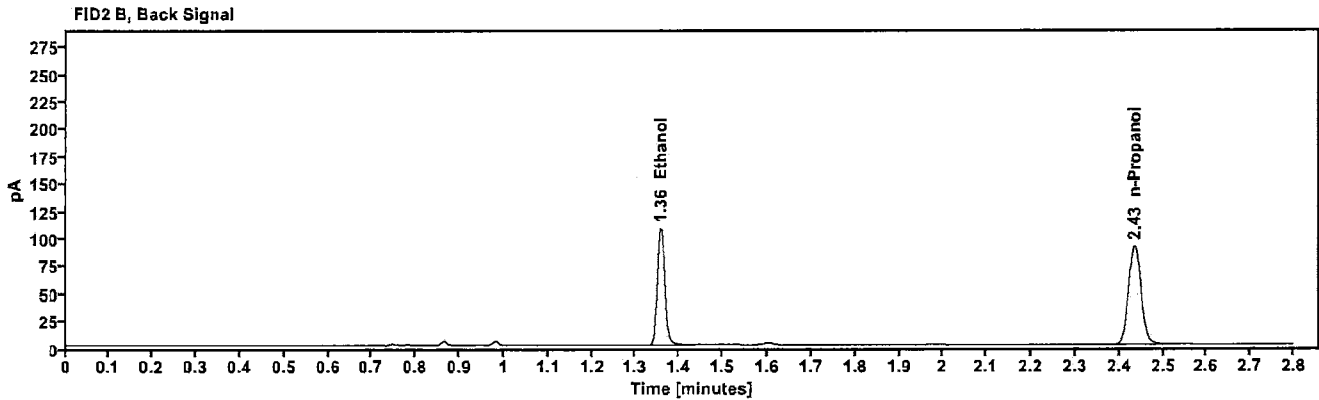
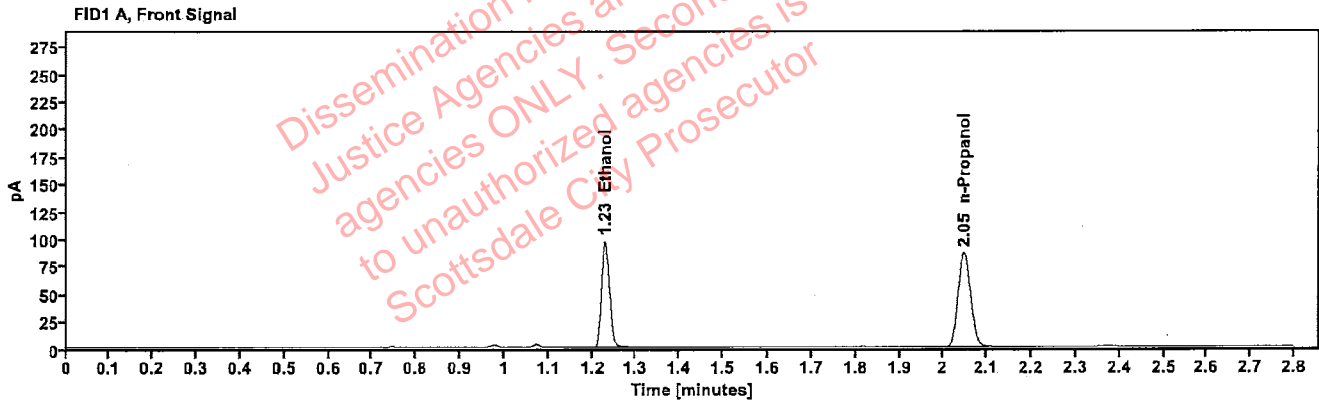


Table 1: FID 1 A (column DB-ALC1)

Compound	Amount (g/100mL)	Time (min)	Peak Area
>Ethanol	0.1855	1.229	124.051
n-Propanol	-----	2.048	173.230

Table 2: FID 2 B (column DB-ALC2)

Compound	Time (min)	Peak Area
Ethanol	1.357	129.169
n-Propanol	2.435	178.724

Scottsdale Police Department Crime Lab Volatiles Analysis

Sample:	2314679-2	Vial:	33
Description:	[REDACTED]	LIMS ID:	[REDACTED]
Method:	ethanol quant.M	Sequence:	25Jul23
Instrument:	US14173023 CN14160045	Injection date:	7/25/2023 6:39:26 PM
Data file:	C:\Chem32\1\Data\25Jul23\33.D	Analyst:	Brooke

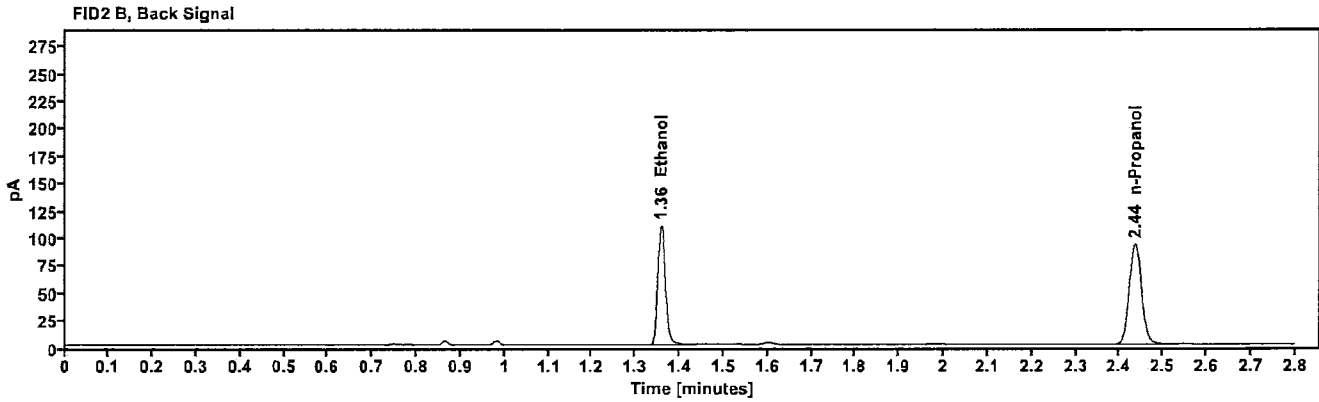
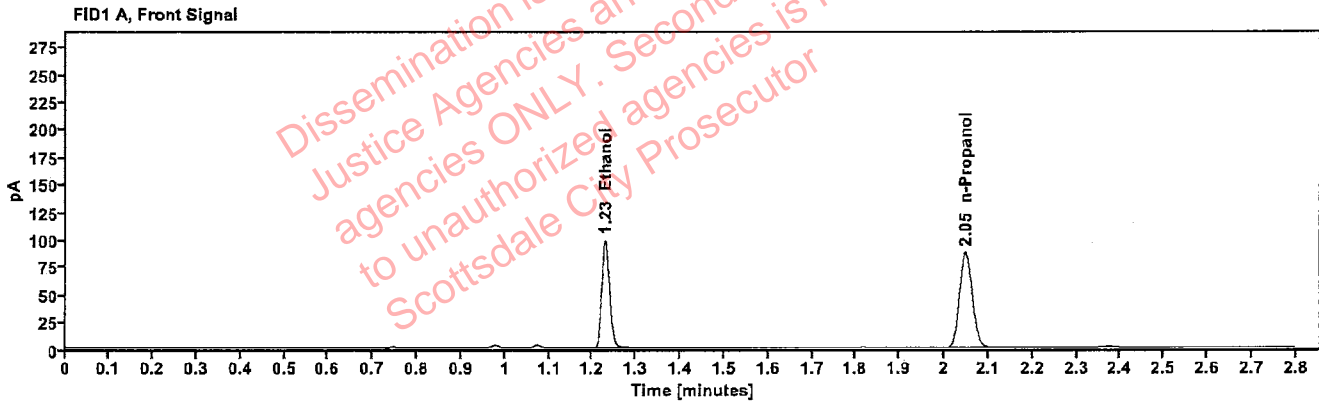


Table 1: FID 1 A (column DB-ALC1)

Compound	Amount (g/100mL)	Time (min)	Peak Area
>Ethanol	0.1865	1.229	126.676
n-Propanol	-----	2.048	175.958

Table 2: FID 2 B (column DB-ALC2)

Compound	Time (min)	Peak Area
Ethanol	1.358	131.919
n-Propanol	2.435	181.553

[REDACTED]: Brooke, Phillip - (26-Jul-2023)

Case [REDACTED] User: pbrooke 7/26/2023

Scottsdale Police Department Crime Lab Volatiles Analysis

Sample:	2314677-2	Vial:	34
Description:	[REDACTED]	LIMS ID:	[REDACTED]
Method:	ethanol quant.M	Sequence:	25Jul23
Instrument:	US14173023 CN14160045	Injection date:	7/25/2023 6:43:26 PM
Data file:	C:\Chem32\1\Data\25Jul23\34.D	Analyst:	Brooke

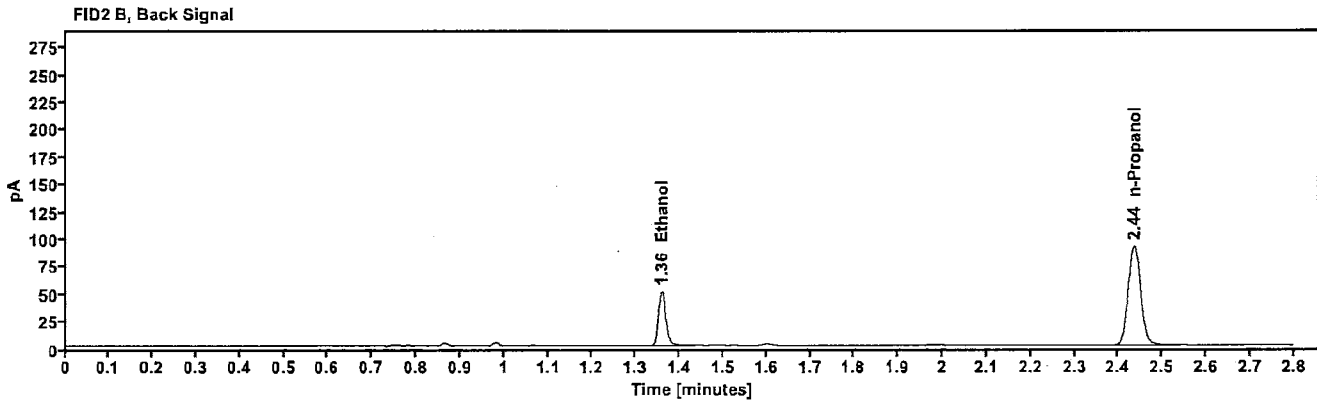
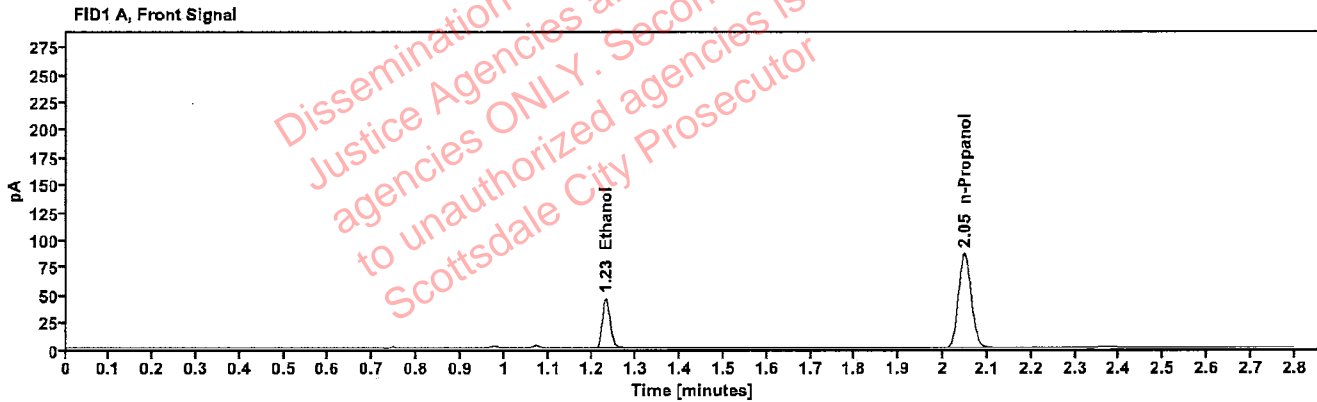


Table 1: FID 1 A (column DB-ALC1)

Compound	Amount (g/100mL)	Time (min)	Peak Area
>Ethanol	0.0872	1.230	58.275
n-Propanol	---	2.049	174.055

Table 2: FID 2 B (column DB-ALC2)

Compound	Time (min)	Peak Area
Ethanol	1.358	60.633
n-Propanol	2.435	179.650

Scottsdale Police Department Crime Lab Volatiles Analysis

Sample:	2314677-2	Vial:	35
Description:	[REDACTED]	LIMS ID:	[REDACTED]
Method:	ethanol quant.M	Sequence:	25Jul23
Instrument:	US14173023 CN14160045	Injection date:	7/25/2023 6:47:25 PM
Data file:	C:\Chem32\1\Data\25Jul23\35.D	Analyst:	Brooke

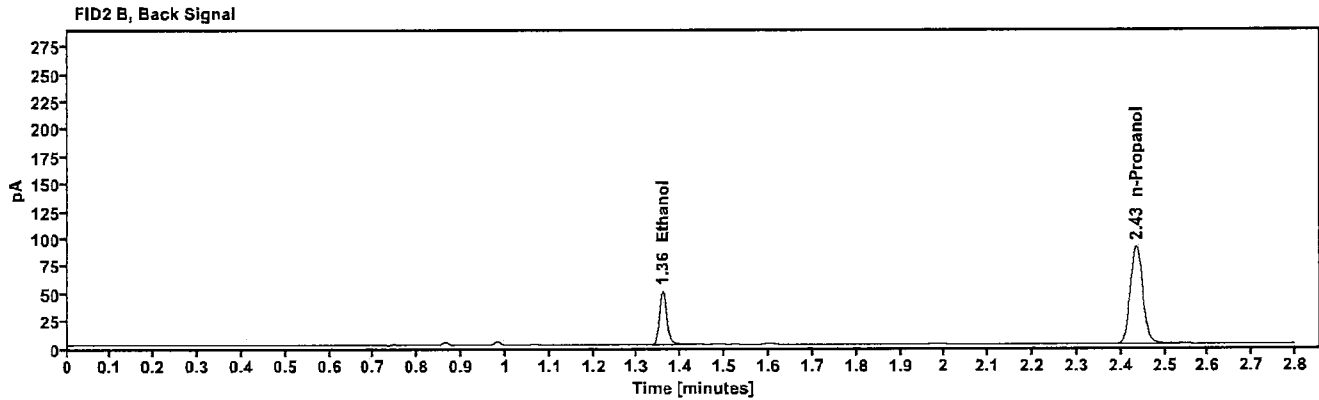
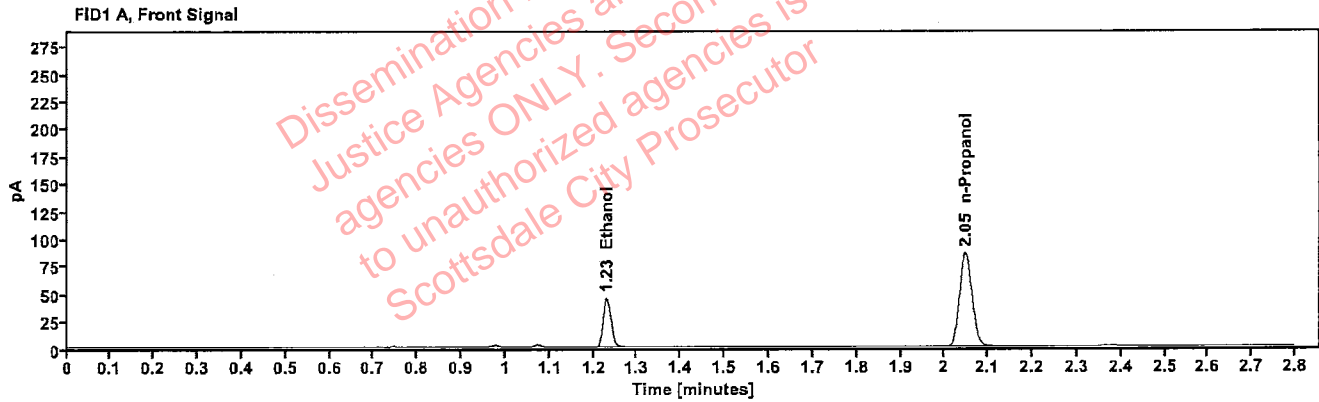


Table 1: FID 1 A (column DB-ALC1)

Compound	Amount (g/100mL)	Time (min)	Peak Area
>Ethanol	0.0868	1.230	57.424
n-Propanol	---	2.048	172.364

Table 2: FID 2 B (column DB-ALC2)

Compound	Time (min)	Peak Area
Ethanol	1.358	59.755
n-Propanol	2.435	177.662

Scottsdale Police Department Crime Lab Volatiles Analysis

Sample:	2314678-2	Vial:	36
Description:	[REDACTED]	LIMS ID:	[REDACTED]
Method:	ethanol quant.M	Sequence:	25Jul23
Instrument:	US14173023 CN14160045	Injection date:	7/25/2023 6:51:25 PM
Data file:	C:\Chem32\1\Data\25Jul23\36.D	Analyst:	Brooke

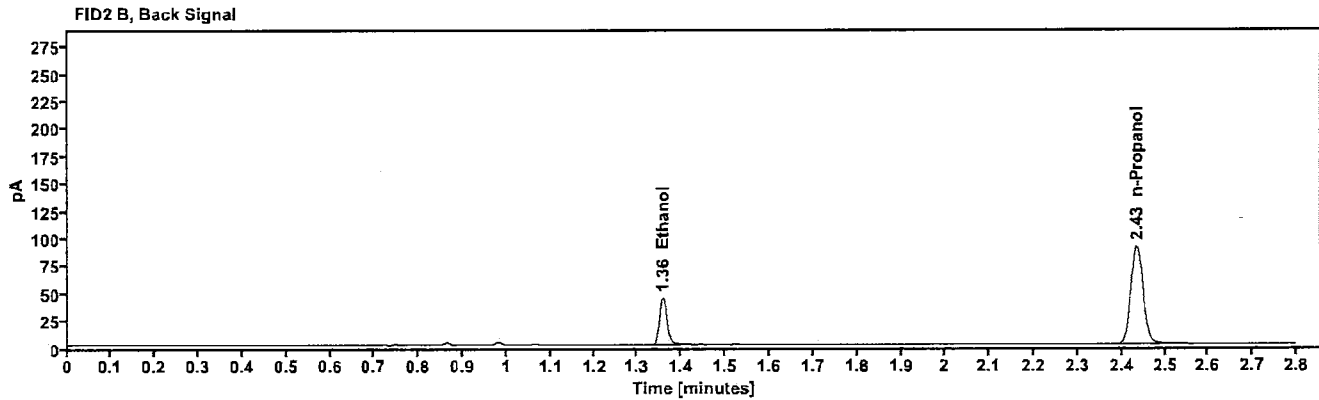
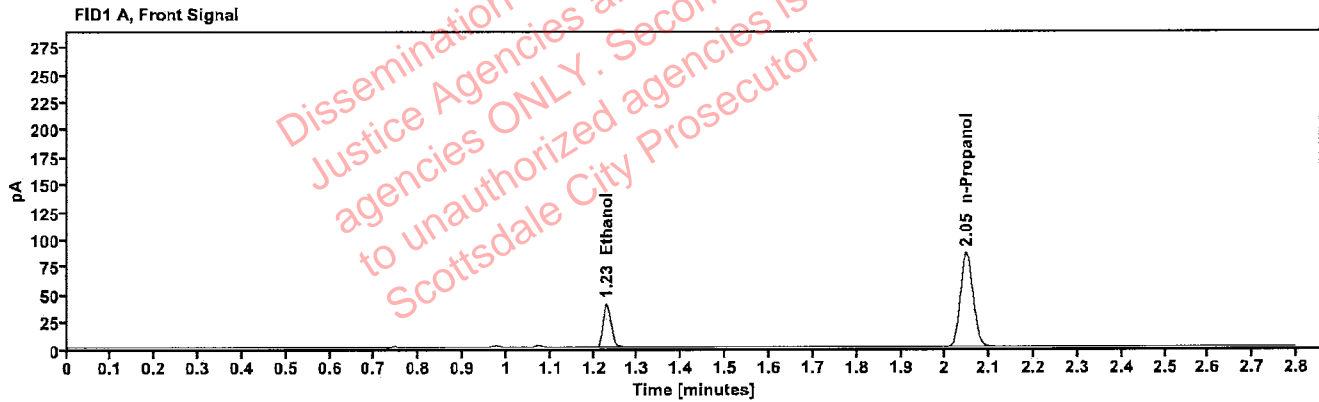


Table 1: FID 1 A (column DB-ALC1)

Compound	Amount (g/100mL)	Time (min)	Peak Area
>Ethanol	0.0768	1.230	50.764
n-Propanol	—	2.048	172.309

Table 2: FID 2 B (column DB-ALC2)

Compound	Time (min)	Peak Area
Ethanol	1.357	52.442
n-Propanol	2.434	178.125

Scottsdale Police Department Crime Lab Volatiles Analysis

Sample:	2314678-2	Vial:	37
Description:	[REDACTED]	LIMS ID:	[REDACTED]
Method:	ethanol quant.M	Sequence:	25Jul23
Instrument:	US14173023 CN14160045	Injection date:	7/25/2023 6:55:41 PM
Data file:	C:\Chem32\1\Data\25Jul23\37.D	Analyst:	Brooke

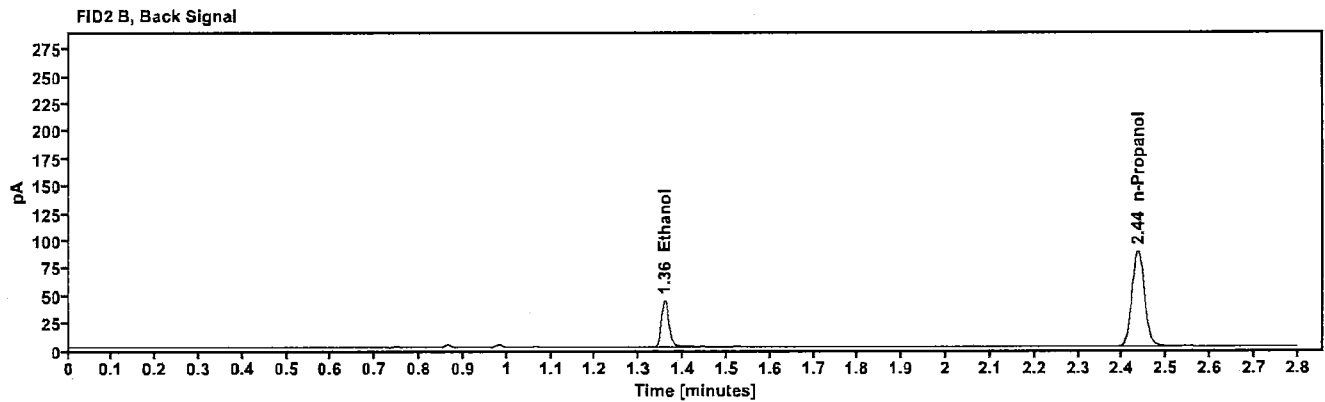
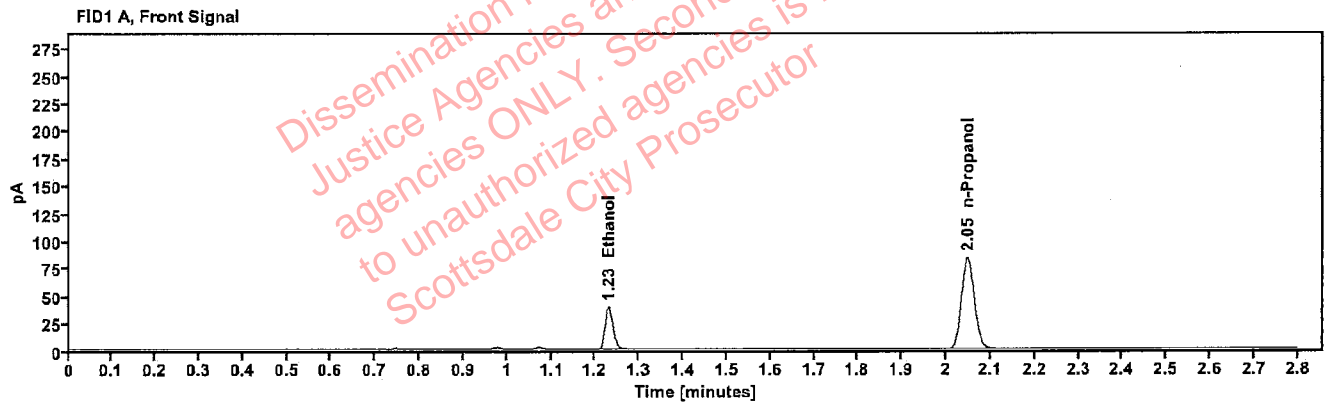


Table 1: FID 1 A (column DB-ALC1)

Compound	Amount (g/100mL)	Time (min)	Peak Area
>Ethanol	0.0773	1.230	49.943
n-Propanol	---	2.048	168.416

Table 2: FID 2 B (column DB-ALC2)

Compound	Time (min)	Peak Area
Ethanol	1.358	51.771
n-Propanol	2.435	174.051

Brooke, Phillip - (26-Jul-2023)

Case: User: pbrooke 7/26/2023

Scottsdale Police Department Crime Lab Volatiles Analysis

Sample:	2314674-1	Vial:	38
Description:		LIMS ID:	
Method:	ethanol quant.M	Sequence:	25Jul23
Instrument:	US14173023 CN14160045	Injection date:	7/25/2023 6:59:40 PM
Data file:	C:\Chem32\1\Data\25Jul23\38.D	Analyst:	Brooke

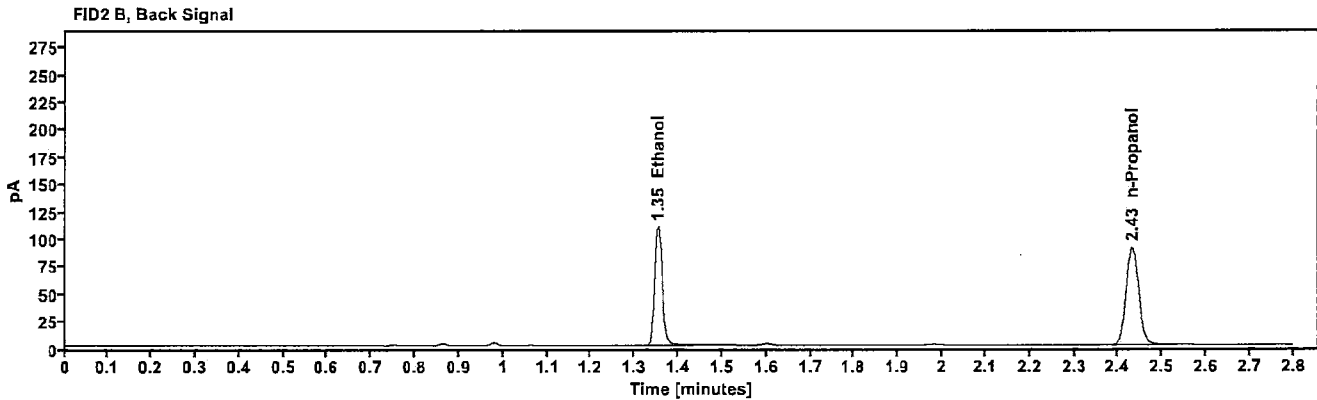
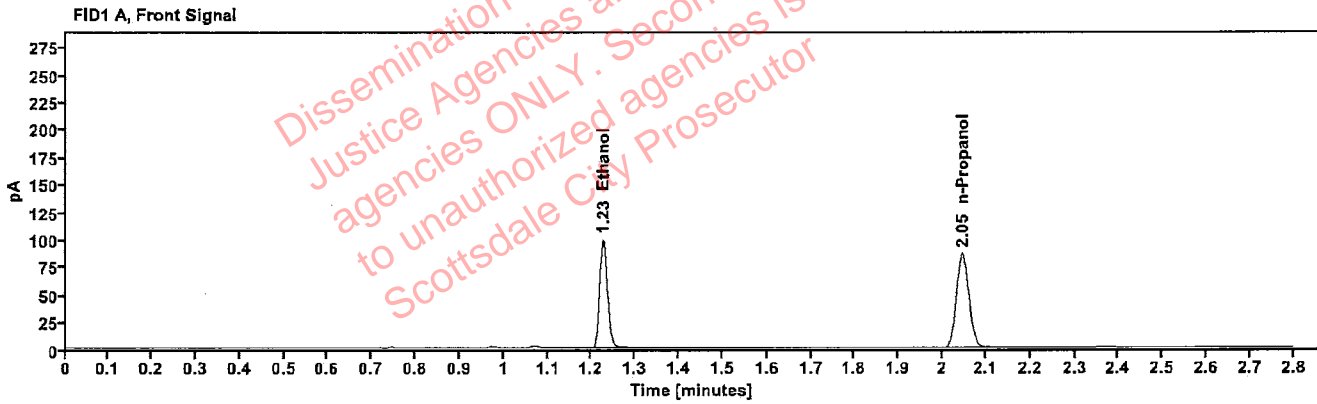


Table 1: FID 1 A (column DB-ALC1)

Compound	Amount (g/100mL)	Time (min)	Peak Area
>Ethanol	0.1886	1.227	126.030
n-Propanol	---	2.046	173.045

Table 2: FID 2 B (column DB-ALC2)

Compound	Time (min)	Peak Area
Ethanol	1.353	131.176
n-Propanol	2.431	178.261

Scottsdale Police Department Crime Lab Volatiles Analysis

Sample:	2314674-1	Vial:	39
Description:	[REDACTED]	LIMS ID:	[REDACTED]
Method:	ethanol quant.M	Sequence:	25Jul23
Instrument:	US14173023 CN14160045	Injection date:	7/25/2023 7:03:40 PM
Data file:	C:\Chem32\1\Data\25Jul23\39.D	Analyst:	Brooke

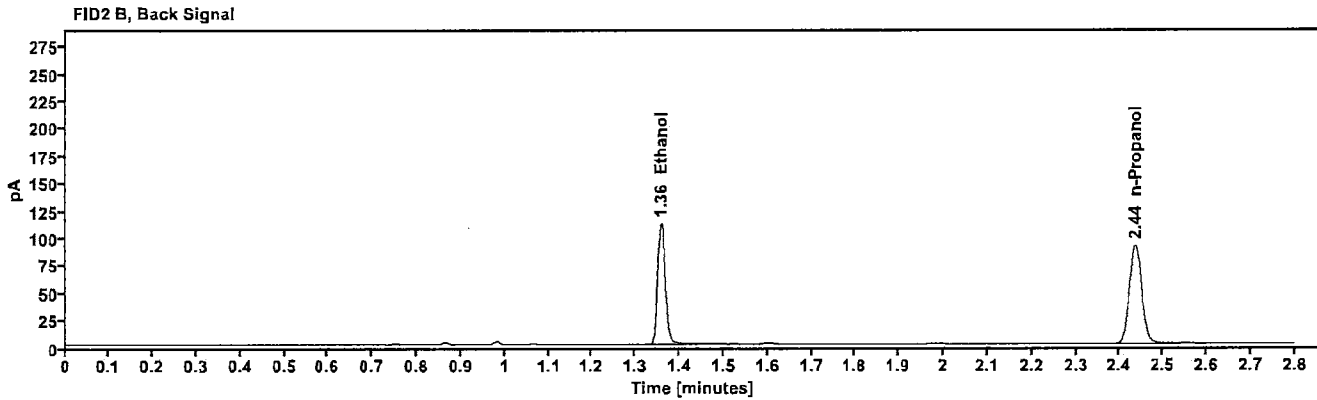
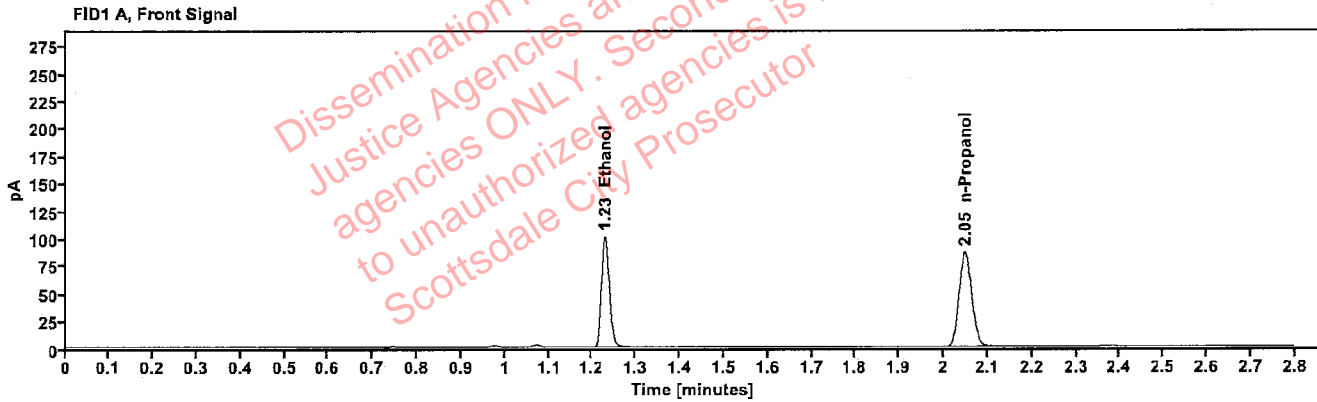


Table 1: FID 1 A (column DB-ALC1)

Compound	Amount (g/100mL)	Time (min)	Peak Area
>Ethanol	0.1924	1.229	129.089
n-Propanol	-----	2.049	173.715

Table 2: FID 2 B (column DB-ALC2)

Compound	Time (min)	Peak Area
Ethanol	1.358	134.262
n-Propanol	2.436	178.977

[REDACTED] : Brooke, Phillip - (26-Jul-2023)

Case: [REDACTED] User: pbrooke 7/26/2023

Scottsdale Police Department Crime Lab Volatiles Analysis

Sample:	2314746-2	Vial:	40
Description:	[REDACTED]	LIMS ID:	[REDACTED]
Method:	ethanol quant.M	Sequence:	25Jul23
Instrument:	US14173023 CN14160045	Injection date:	7/25/2023 7:07:40 PM
Data file:	C:\Chem32\1\Data\25Jul23\40.D	Analyst:	Brooke

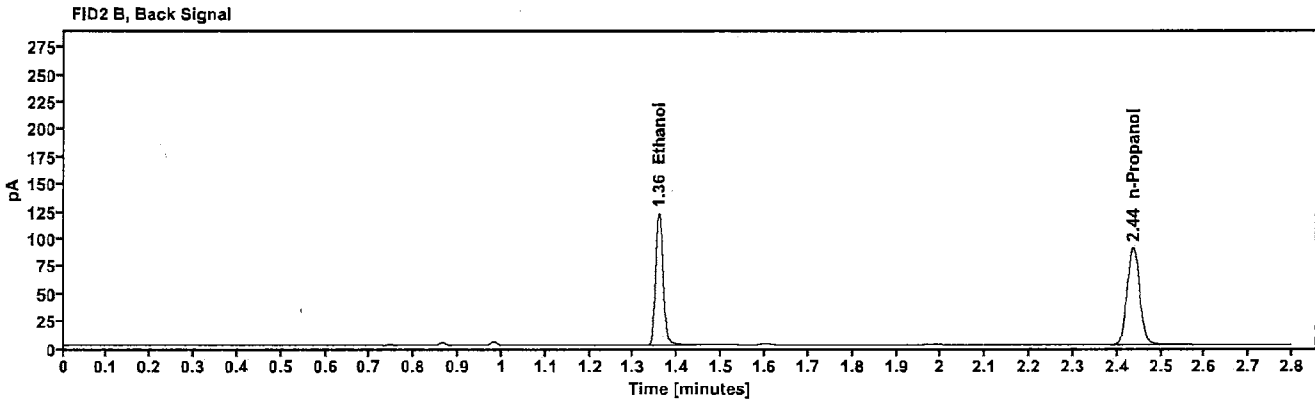
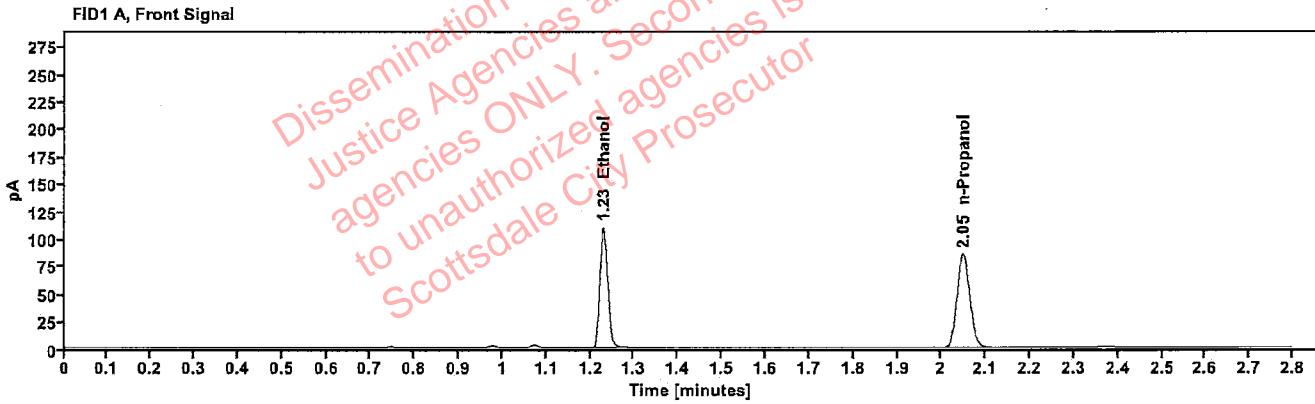


Table 1: FID 1 A (column DB-ALC1)

Compound	Amount (g/100mL)	Time (min)	Peak Area
>Ethanol	0.2114	1.229	140.092
n-Propanol	---	2.049	171.525

Table 2: FID 2 B (column DB-ALC2)

Compound	Time (min)	Peak Area
Ethanol	1.358	145.944
n-Propanol	2.436	176.802

[REDACTED]: Brooke, Phillip - (26-Jul-2023)

Case: [REDACTED] User: pbrooke 7/26/2023

Scottsdale Police Department Crime Lab Volatiles Analysis

Sample:	2314746-2	Vial:	41
Description:	[REDACTED]	LIMS ID:	[REDACTED]
Method:	ethanol quant.M	Sequence:	25Jul23
Instrument:	US14173023 CN14160045	Injection date:	7/25/2023 7:11:41 PM
Data file:	C:\Chem32\1\Data\25Jul23\41.D	Analyst:	Brooke

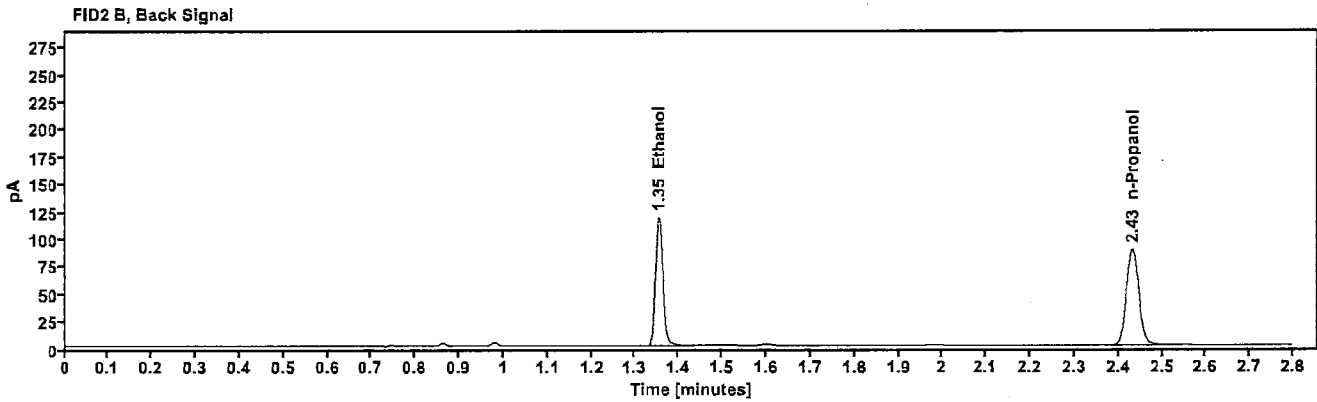
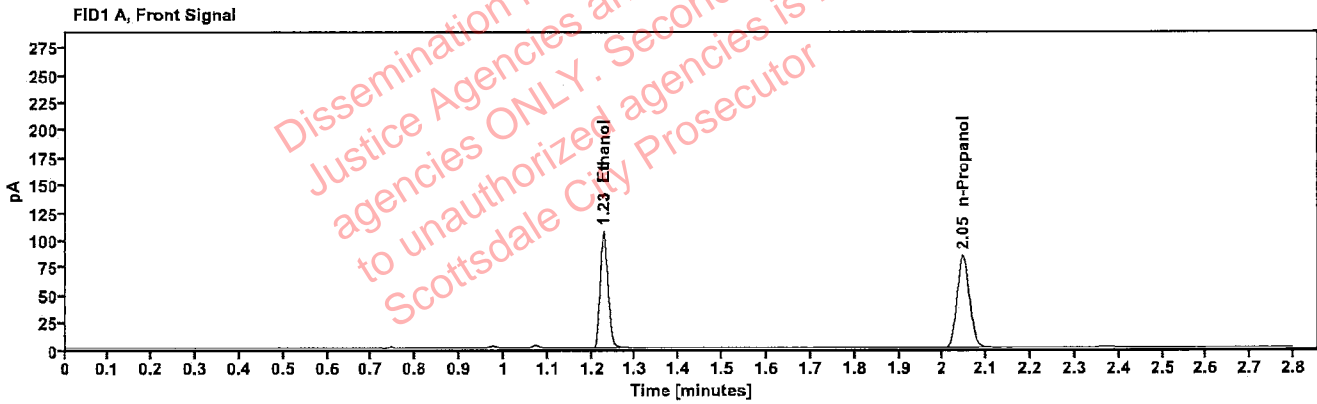


Table 1: FID 1 A (column DB-ALC1)

Compound	Amount (g/100mL)	Time (min)	Peak Area
>Ethanol	0.2076	1.227	135.902
n-Propanol	---	2.046	169.468

Table 2: FID 2 B (column DB-ALC2)

Compound	Time (min)	Peak Area
Ethanol	1.354	141.557
n-Propanol	2.432	174.722

Scottsdale Police Department Crime Lab Volatiles Analysis

Sample:	2314683-2	Vial:	43
Description:	[REDACTED]	LIMS ID:	[REDACTED]
Method:	ethanol quant.M	Sequence:	25Jul23
Instrument:	US14173023 CN14160045	Injection date:	7/25/2023 7:19:56 PM
Data file:	C:\Chem32\1\Data\25Jul23\43.D	Analyst:	Brooke

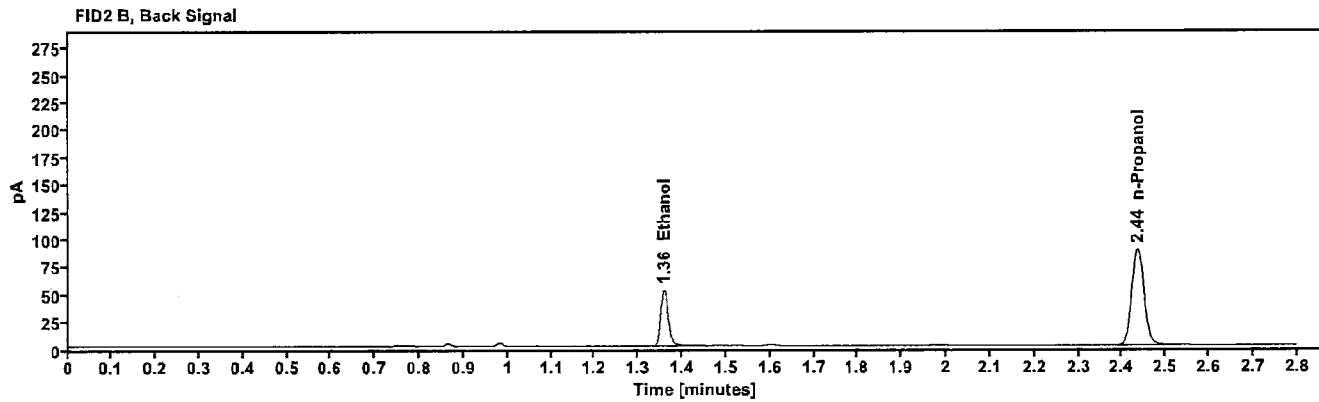
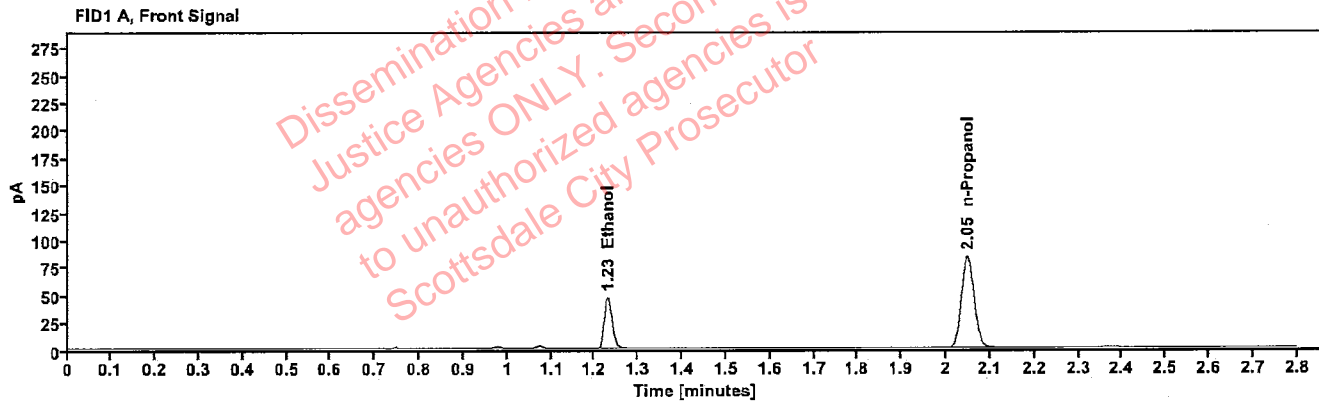


Table 1: FID 1 A (column DB-ALC1)

Compound	Amount (g/100mL)	Time (min)	Peak Area
>Ethanol	0.0927	1.230	60.167
n-Propanol	---	2.048	168.926

Table 2: FID 2 B (column DB-ALC2)

Compound	Time (min)	Peak Area
Ethanol	1.358	62.598
n-Propanol	2.435	174.297

Scottsdale Police Department Crime Lab Volatiles Analysis

Sample:	2314683-2	Vial:	44
Description:	[REDACTED]	LIMS ID:	[REDACTED]
Method:	ethanol quant.M	Sequence:	25Jul23
Instrument:	US14173023 CN14160045	Injection date:	7/25/2023 7:23:55 PM
Data file:	C:\Chem32\1\Data\25Jul23\44.D	Analyst:	Brooke

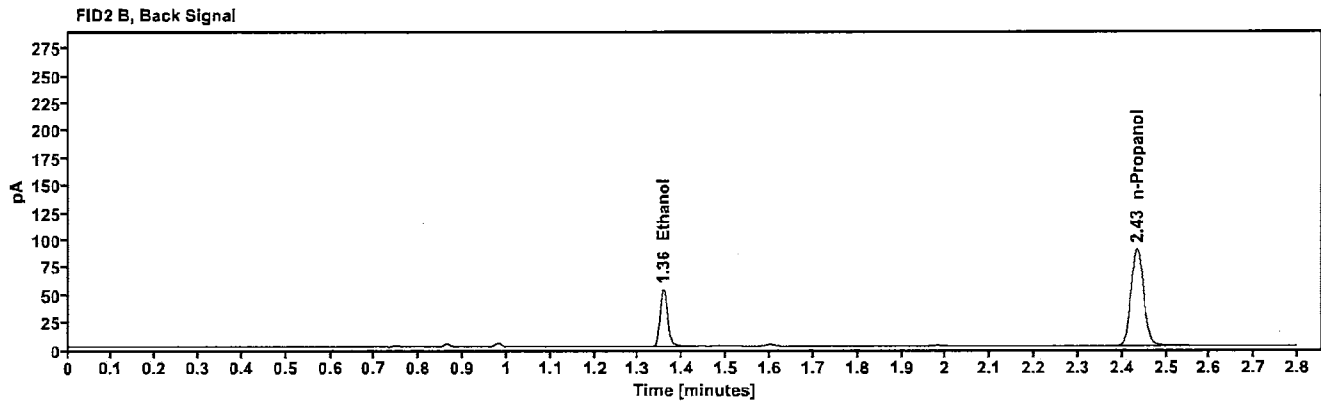
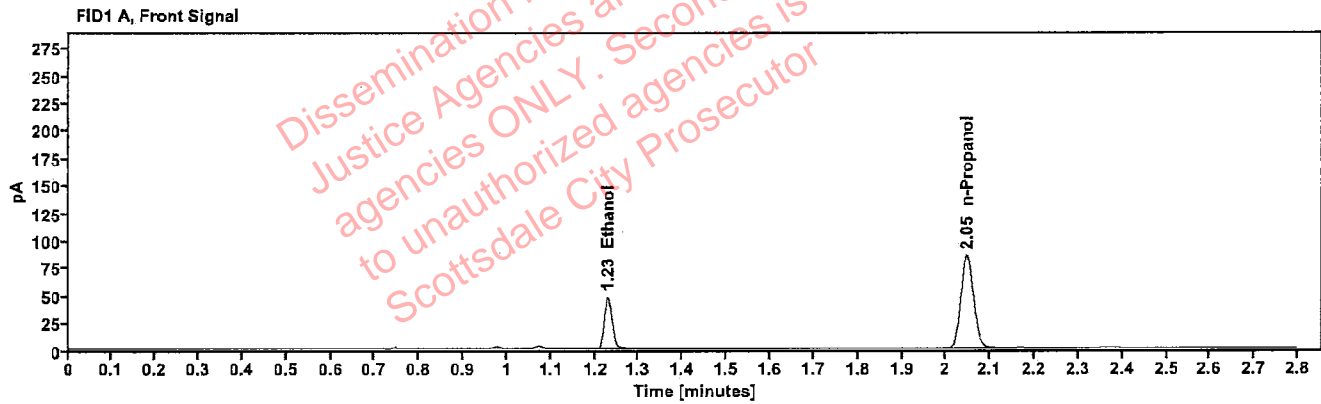


Table 1: FID 1 A (column DB-ALC1)

Compound	Amount (g/100mL)	Time (min)	Peak Area
>Ethanol	0.0924	1.229	60.626
n-Propanol	-----	2.047	170.824

Table 2: FID 2 B (column DB-ALC2)

Compound	Time (min)	Peak Area
Ethanol	1.357	63.174
n-Propanol	2.434	176.300

[REDACTED] : Brooke, Phillip - (26-Jul-2023)

Case: [REDACTED] User: pbrooke 7/26/2023

Scottsdale Police Department Crime Lab Volatiles Analysis

Sample:	2301763-1	Vial:	45
Description:	[REDACTED]	LIMS ID:	[REDACTED]
Method:	ethanol quant.M	Sequence:	25Jul23
Instrument:	US14173023 CN14160045	Injection date:	7/25/2023 7:27:55 PM
Data file:	C:\Chem32\1\Data\25Jul23\45.D	Analyst:	Brooke

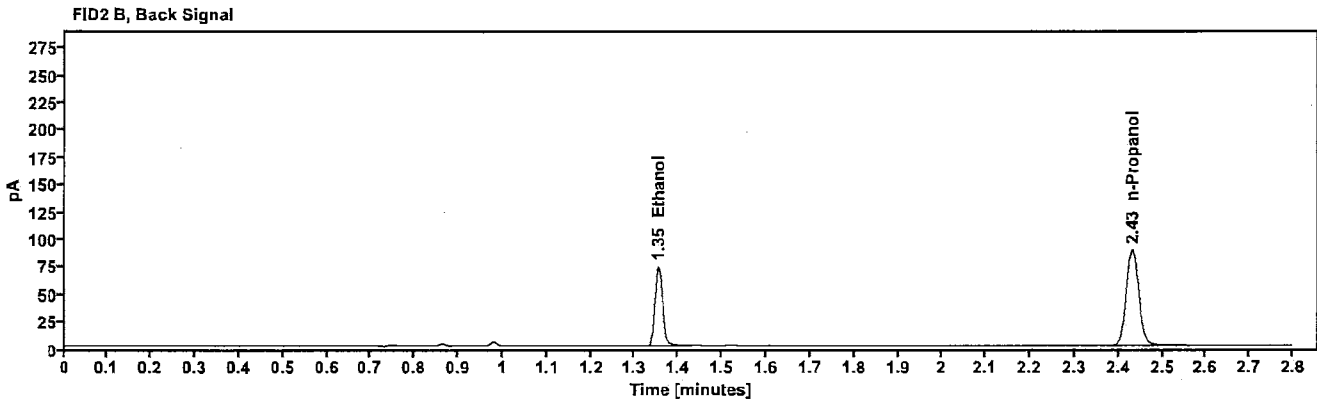
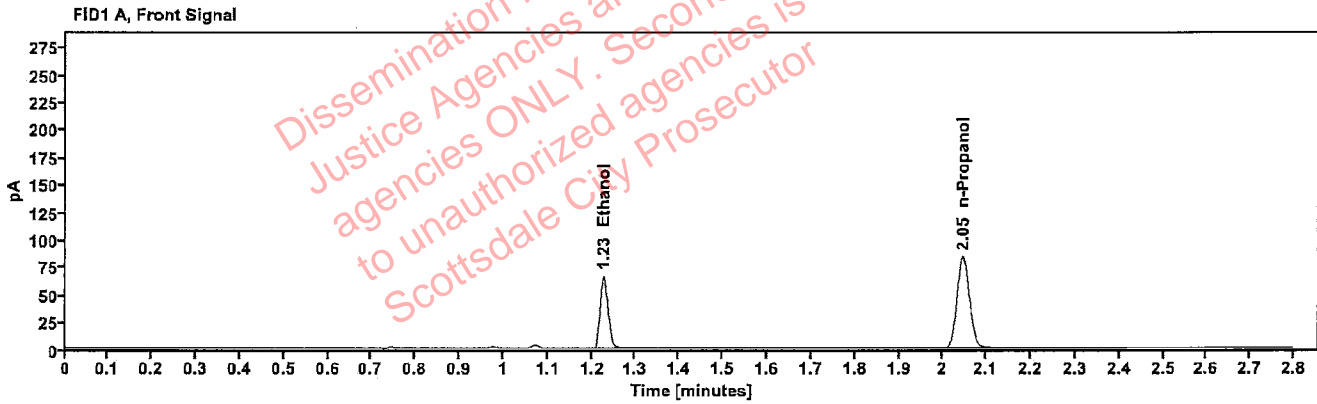


Table 1: FID 1 A (column DB-ALC1)

Compound	Amount (g/100mL)	Time (min)	Peak Area
>Ethanol	0.1303	1.227	84.490
n-Propanol	---	2.046	168.241

Table 2: FID 2 B (column DB-ALC2)

Compound	Time (min)	Peak Area
Ethanol	1.354	87.513
n-Propanol	2.431	173.955

Scottsdale Police Department Crime Lab Volatiles Analysis

Sample:	2301763-1	Vial:	46
Description:		LIMS ID:	
Method:	ethanol quant.M	Sequence:	25Jul23
Instrument:	US14173023 CN14160045	Injection date:	7/25/2023 7:31:55 PM
Data file:	C:\Chem32\1\Data\25Jul23\46.D	Analyst:	Brooke

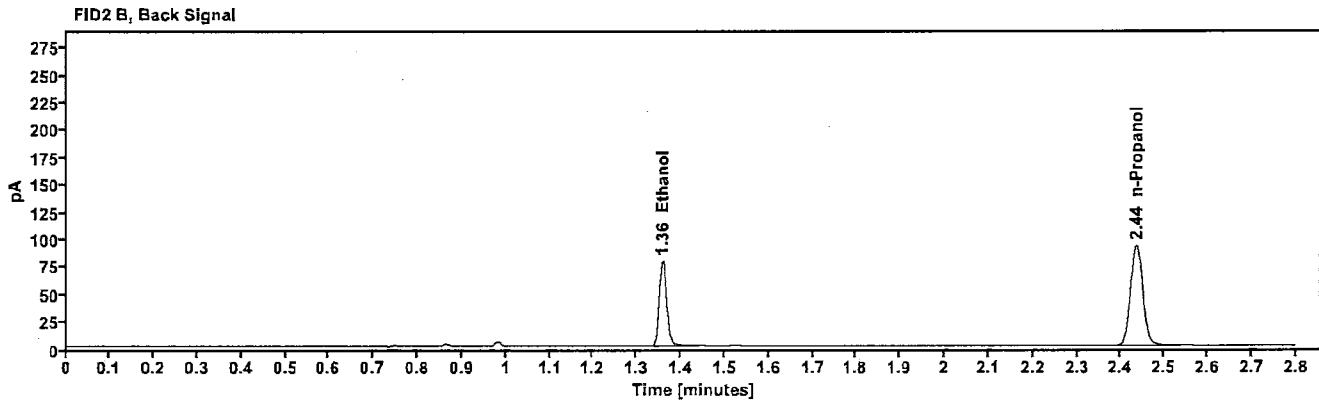
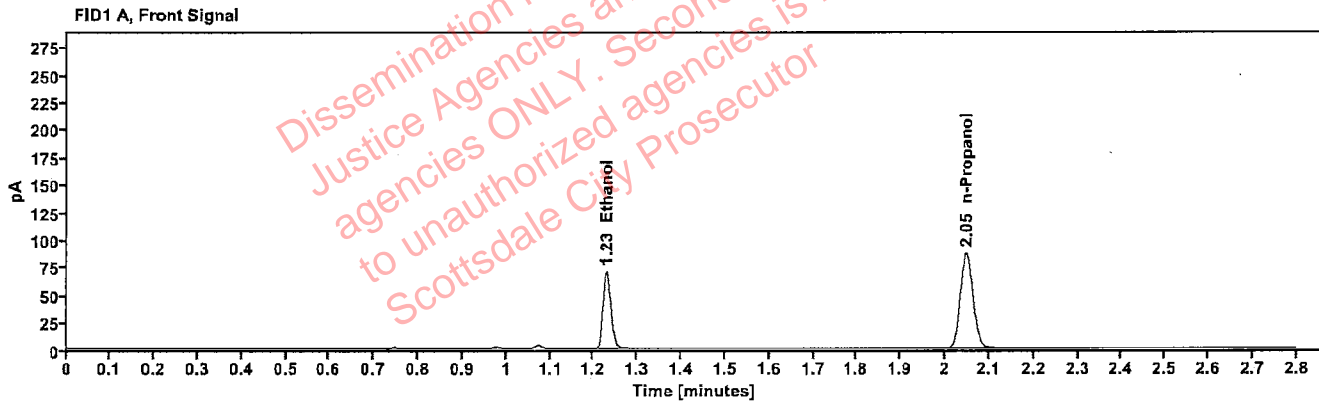


Table 1: FID 1 A (column DB-ALC1)

Compound	Amount (g/100mL)	Time (min)	Peak Area
>Ethanol	0.1340	1.230	90.361
n-Propanol	---	2.048	174.984

Table 2: FID 2 B (column DB-ALC2)

Compound	Time (min)	Peak Area
Ethanol	1.358	93.693
n-Propanol	2.435	180.872

Scottsdale Police Department Crime Lab Volatiles Analysis

Sample:	2314871-2	Vial:	47
Description:		LIMS ID:	
Method:	ethanol quant.M	Sequence:	25Jul23
Instrument:	US14173023 CN14160045	Injection date:	7/25/2023 7:35:56 PM
Data file:	C:\Chem32\1\Data\25Jul23\47.D	Analyst:	Brooke

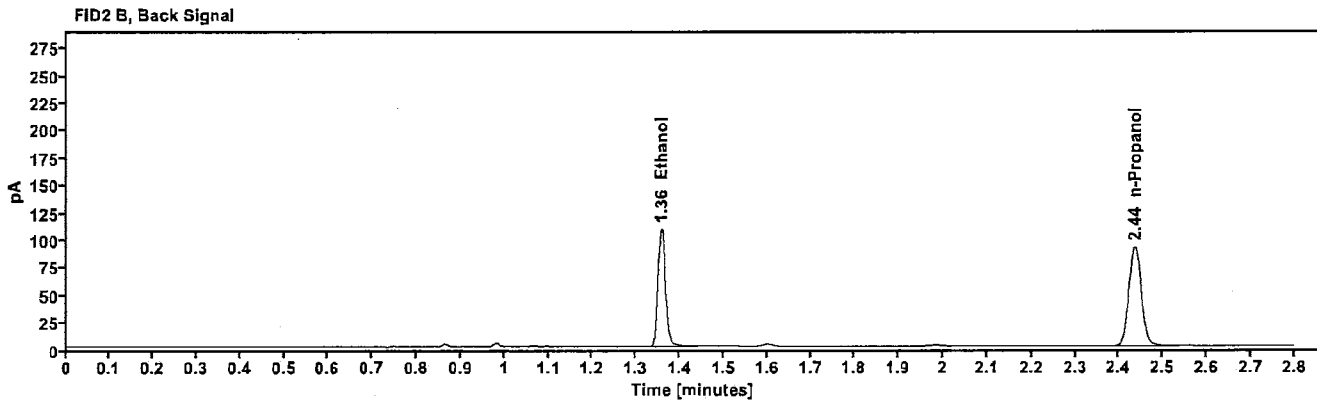
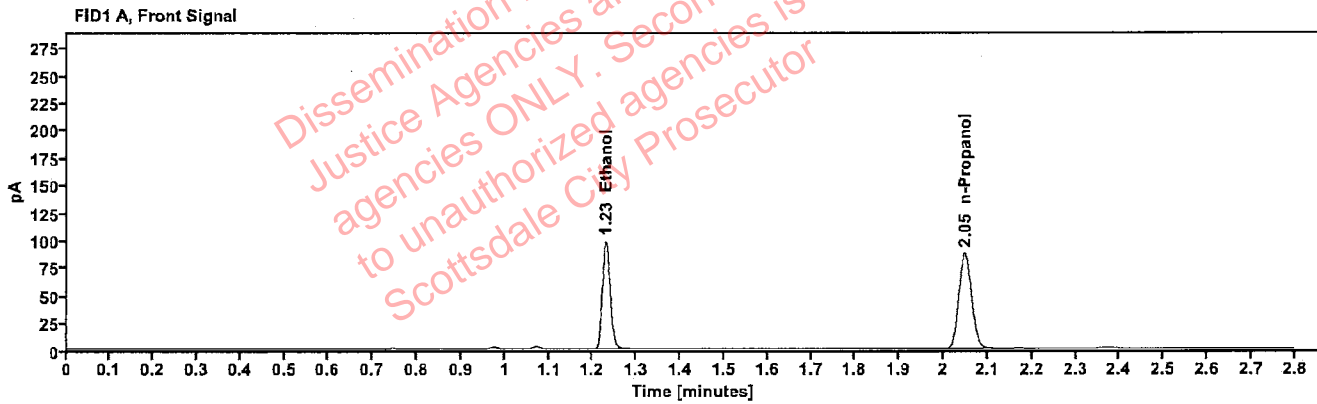


Table 1: FID 1 A (column DB-ALC1)

Compound	Amount (g/100mL)	Time (min)	Peak Area
>Ethanol	0.1859	1.229	125.688
n-Propanol	—	2.048	175.150

Table 2: FID 2 B (column DB-ALC2)

Compound	Time (min)	Peak Area
Ethanol	1.358	131.019
n-Propanol	2.435	180.524

Scottsdale Police Department Crime Lab Volatiles Analysis

Sample:	2314871-2	Vial:	48
Description:	[REDACTED]	LIMS ID:	[REDACTED]
Method:	ethanol quant.M	Sequence:	25Jul23
Instrument:	US14173023 CN14160045	Injection date:	7/25/2023 7:39:56 PM
Data file:	C:\Chem32\1\Data\25Jul23\48.D	Analyst:	Brooke

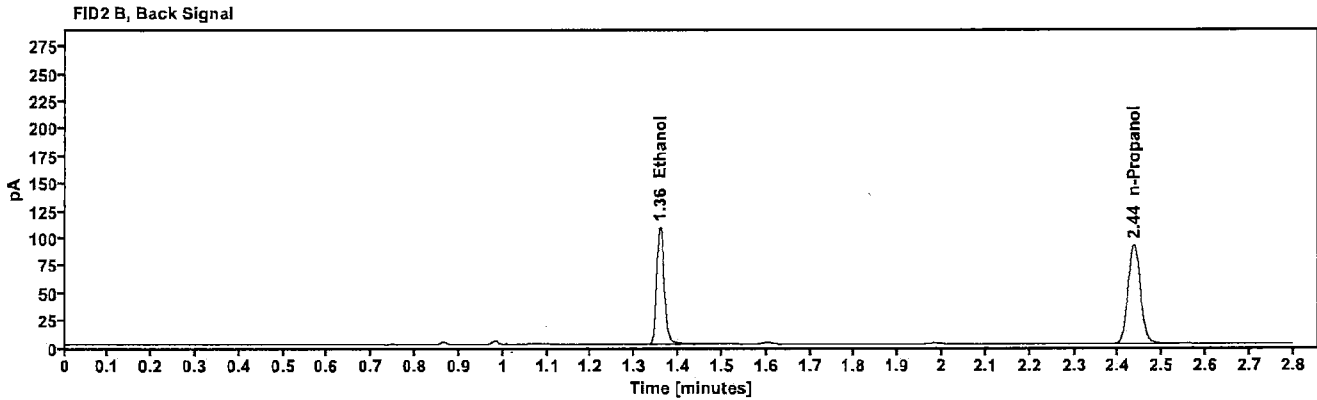
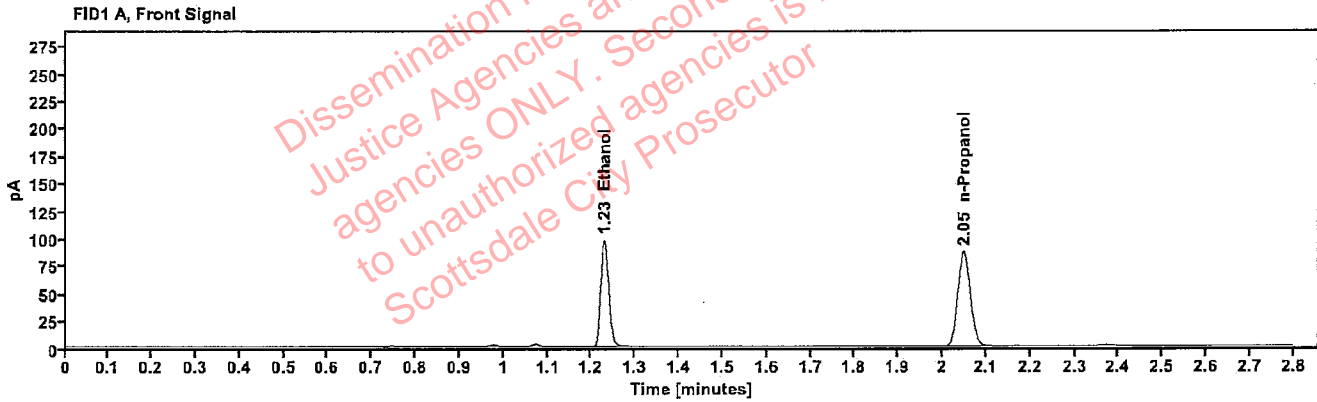


Table 1: FID 1 A (column DB-ALC1)

Compound	Amount (g/100mL)	Time (min)	Peak Area
>Ethanol	0.1854	1.229	125.130
n-Propanol	-----	2.049	174.802

Table 2: FID 2 B (column DB-ALC2)

Compound	Time (min)	Peak Area
Ethanol	1.358	130.322
n-Propanol	2.435	180.129

Scottsdale Police Department Crime Lab Volatiles Analysis

Sample:	2313794-2	Vial:	50
Description:	[REDACTED]	LIMS ID:	[REDACTED]
Method:	ethanol quant.M	Sequence:	25Jul23
Instrument:	US14173023 CN14160045	Injection date:	7/25/2023 7:48:10 PM
Data file:	C:\Chem32\1\Data\25Jul23\50.D	Analyst:	Brooke

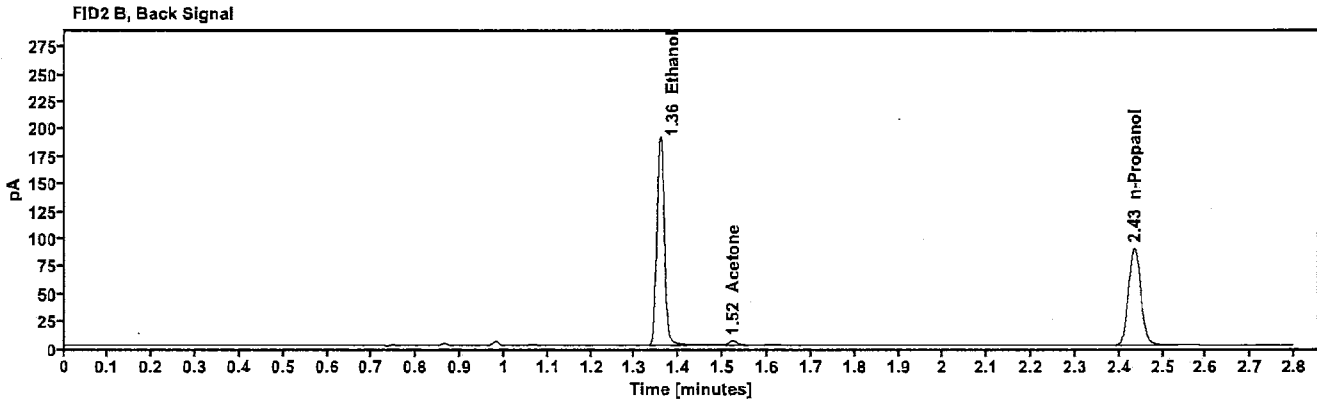
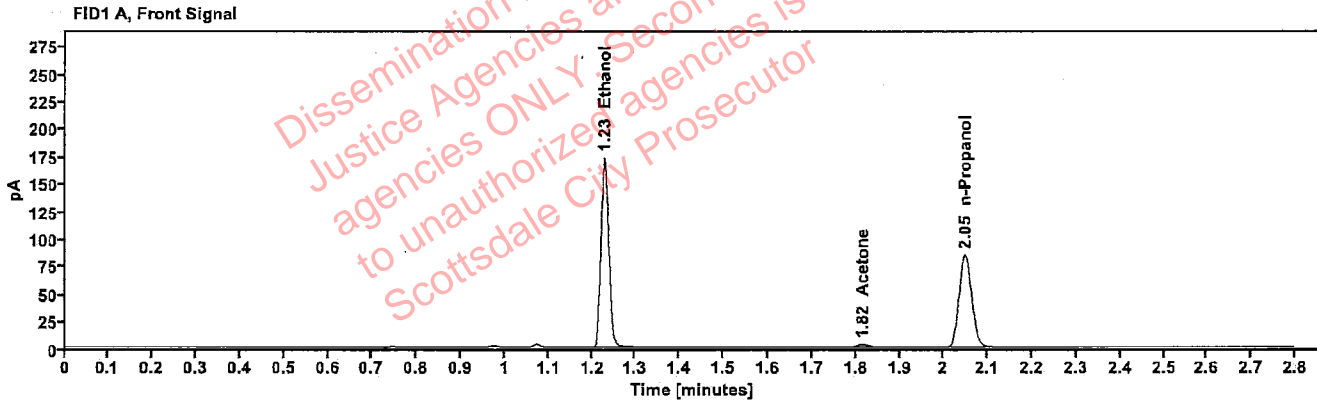


Table 1: FID 1 A (column DB-ALC1)

Compound	Amount (g/100mL)	Time (min)	Peak Area
>Ethanol	0.3358	1.228	220.518
Acetone	---	1.816	4.660
n-Propanol	---	2.048	169.736

Table 2: FID 2 B (column DB-ALC2)

Compound	Time (min)	Peak Area
Ethanol	1.357	229.989
Acetone	1.523	4.754
n-Propanol	2.435	176.363

Scottsdale Police Department Crime Lab Volatiles Analysis

Sample:	2313794-2	Vial:	49
Description:	[REDACTED]	LIMS ID:	[REDACTED]
Method:	ethanol quant.M	Sequence:	25Jul23
Instrument:	US14173023 CN14160045	Injection date:	7/25/2023 7:44:11 PM
Data file:	C:\Chem32\1\Data\25Jul23\49.D	Analyst:	Brooke

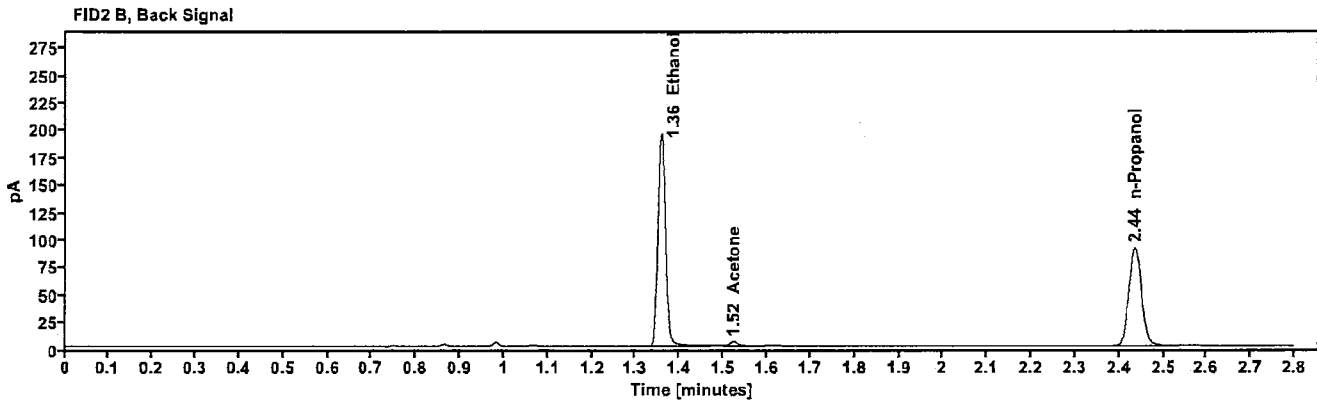
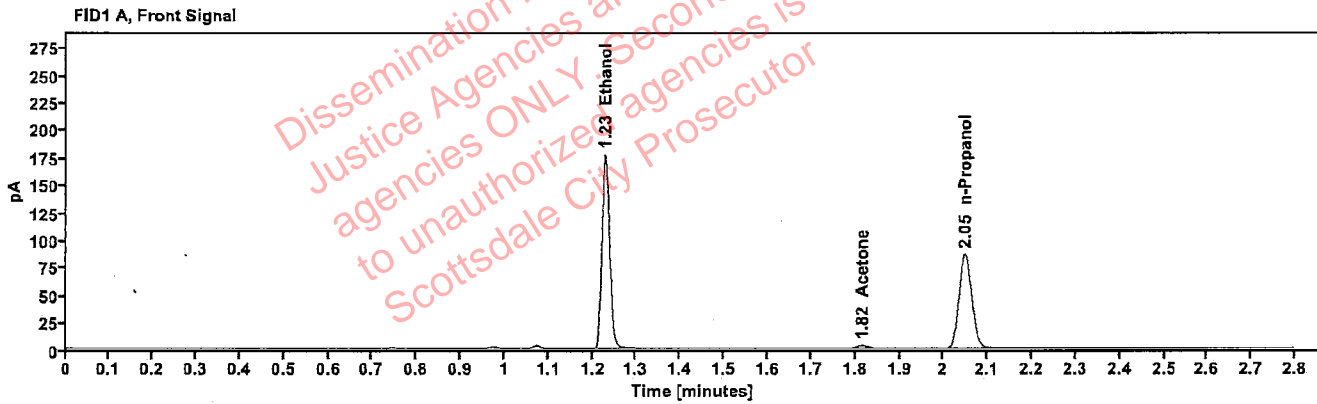


Table 1: FID 1 A (column DB-ALC1)

Compound	Amount (g/100mL)	Time (min)	Peak Area
>Ethanol	0.3377	1.229	225.880
Acetone	-----	1.816	4.707
n-Propanol	-----	2.049	172.890

Table 2: FID 2 B (column DB-ALC2)

Compound	Time (min)	Peak Area
Ethanol	1.358	235.700
Acetone	1.523	4.769
n-Propanol	2.436	179.609

[REDACTED]: Brooke, Phillip - (26-Jul-2023)

Case: [REDACTED] User: pbrooke 7/26/2023

Scottsdale Police Department Crime Lab Volatiles Analysis

Sample:	2314747-2	Vial:	51
Description:	[REDACTED]	LIMS ID:	[REDACTED]
Method:	ethanol quant.M	Sequence:	25Jul23
Instrument:	US14173023 CN14160045	Injection date:	7/25/2023 7:52:10 PM
Data file:	C:\Chem32\11Data\25Jul23\51.D	Analyst:	Brooke

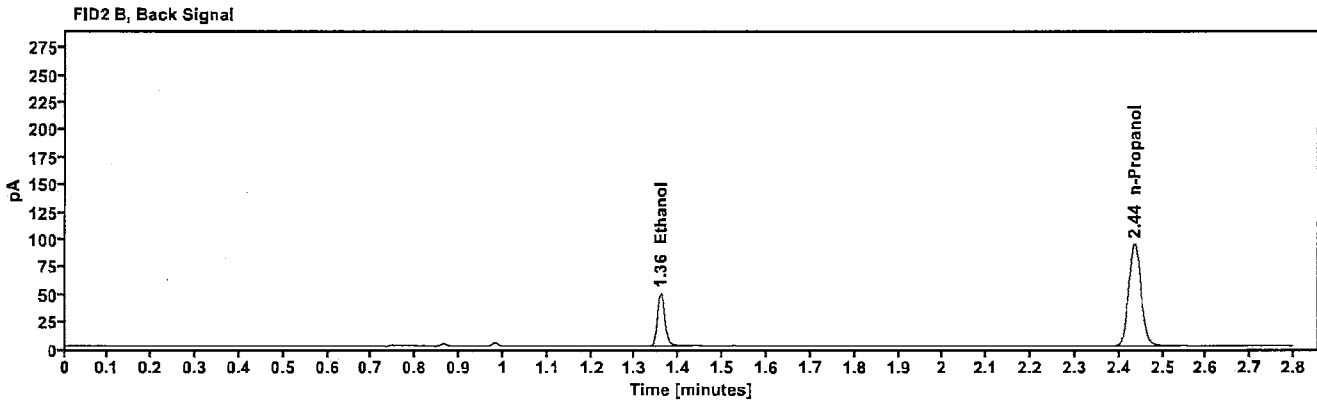
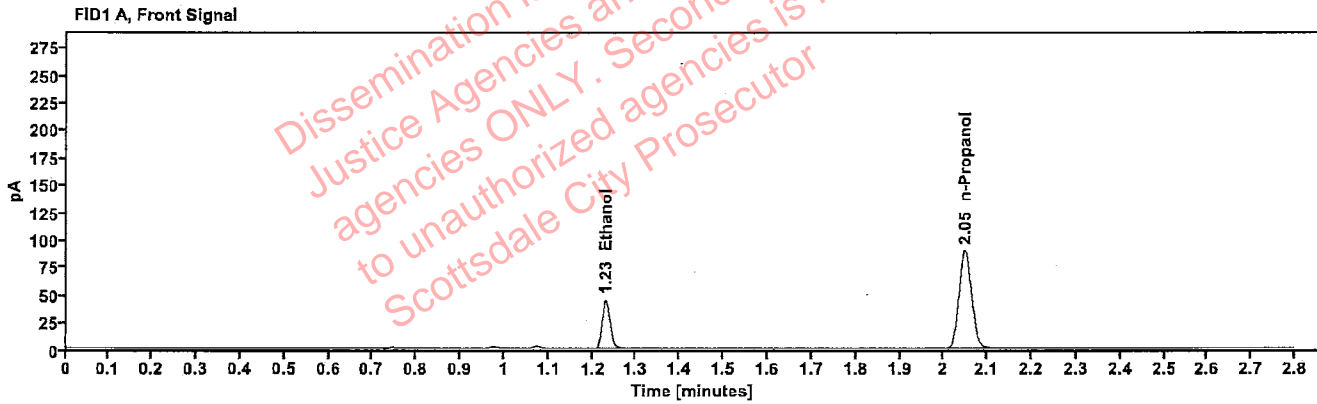


Table 1: FID 1 A (column DB-ALC1)

Compound	Amount (g/100mL)	Time (min)	Peak Area
>Ethanol	0.0827	1.230	56.898
n-Propanol	-----	2.048	179.295

Table 2: FID 2 B (column DB-ALC2)

Compound	Time (min)	Peak Area
Ethanol	1.359	58.889
n-Propanol	2.436	185.419

Scottsdale Police Department Crime Lab Volatiles Analysis

Sample:	2314747-2	Vial:	52
Description:		LIMS ID:	
Method:	ethanol quant.M	Sequence:	25Jul23
Instrument:	US14173023 CN14160045	Injection date:	7/25/2023 7:56:11 PM
Data file:	C:\Chem32\1\Data\25Jul23\52.D	Analyst:	Brooke

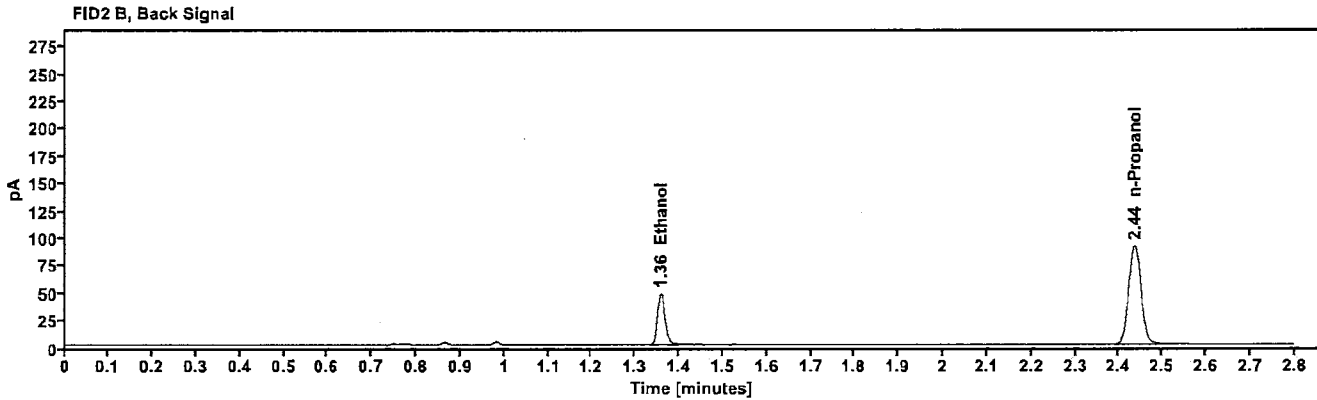
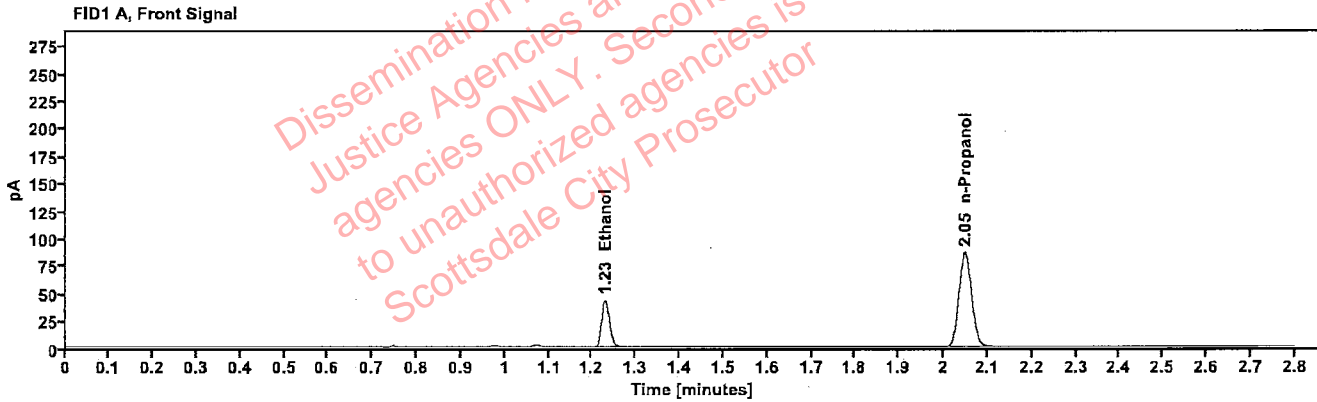


Table 1: FID 1 A (column DB-ALC1)

Compound	Amount (g/100mL)	Time (min)	Peak Area
>Ethanol	0.0825	1.230	54.813
n-Propanol	---	2.048	173.146

Table 2: FID 2 B (column DB-ALC2)

Compound	Time (min)	Peak Area
Ethanol	1.358	56.712
n-Propanol	2.435	179.006