

RESOLUTION NO. 5633

A RESOLUTION OF THE COUNCIL OF THE CITY OF SCOTTSDALE, MARICOPA COUNTY, ARIZONA DECLARING THE OFFICIAL CANVASS OF VOTES CAST IN A SPECIAL BOND ELECTION HELD ON SEPTEMBER 12, 2000 TO ALLOW THE QUALIFIED ELECTORS OF THE CITY OF SCOTTSDALE TO VOTE ON NINE QUESTIONS.

WHEREAS, a special election of the City of Scottsdale, Maricopa County, Arizona was held on September 12, 2000, for the purpose of allowing the qualified voters to vote upon nine bond questions totaling \$451.7 million for library and park improvements; neighborhood flood control; scenic corridor preservation and enhancement; municipal service facilities and technology; public safety facilities; public safety helicopter air support; transportation improvements; community housing and neighborhood improvements; and WestWorld land acquisition; and

WHEREAS, the Council of the City of Scottsdale, having canvassed the returns of the Special bond election find the returns to be as stated in this Resolution.

NOW, THEREFORE, BE IT RESOLVED by the Council of the City of Scottsdale as follows:

1. The results of the canvass having been determined, the official canvass of the City of Scottsdale special bond election held on September 12, 2000 is as follows:
  - a. The number of ballots cast or rejected in each precinct for and against Questions 1, 2, 3, 4, 5, 6, 7, 8 and 9 is as shown on Exhibit A, which is attached and incorporated by this reference.
  - b. The total number of ballots cast was 25,359. Voter turnout was 25.72%.
2. Question 1, \$124.7 million for library and park improvements, having received a number of votes which was more than a majority of the votes cast, was approved; and
3. Question 2, \$25.3 million for neighborhood flood control, having received a number of votes which was more than a majority of the votes cast, was approved; and
4. Question 3, \$27.1 million for scenic corridor preservation and enhancement, having received a number of votes which was more than a majority of the votes cast, was approved; and
5. Question 4, \$71.3 million for municipal service facilities and technology, having received a number of votes which was less than a majority of the votes cast, was rejected; and

Resolution No. 5633

September 26, 2000

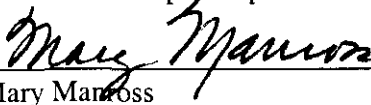
Page 2

6. Question 5, \$48.7 million for public safety facilities, having received a number of votes which was more than a majority of the votes cast, was approved; and
7. Question 6, \$6.4 million for public safety helicopter air support, having received a number of votes which was more than a majority of the votes cast, was approved; and
8. Question 7, \$126.0 million for transportation improvements, having received a number of votes which was more than a majority of the votes cast, was approved; and
9. Question 8, \$ 12.9 million for community housing and neighborhood improvements, having received a number of votes which was less than a majority of the votes cast, was rejected; and
10. Question 9, \$9.3 million for WestWorld land acquisition, having received a number of votes which was less than a majority of the votes cast, was rejected.


The city clerk and the city attorney are hereby directed to take such steps as are necessary to file the authorized bond questions as required by law.

PASSED AND ADOPTED by the Council of the City of Scottsdale this 26th day of September, 2000.

CITY OF SCOTTSDALE, an  
Arizona municipal corporation

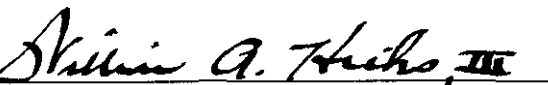
  
Mary Mankross  
Mayor

ATTEST:

  
Sonia Robertson  
City Clerk

APPROVED AS TO FORM:

SNELL & WILMER L.L.P.

By   
William A. Hicks, III

Attachment: Exhibit A

## RESOLUCION NUM. 5633

UNA RESOLUCION DEL CONCILIO DE LA CIUDAD DE SCOTTSDALE, CONDADO DE MARICOPA, ARIZONA, DECLARANDO EL ESCRUTINIO OFICIAL DE LOS VOTOS EMITIDOS EN UNA ELECCION ESPECIAL DE BONOS FINANCIEROS QUE SE CELEBRO EL 12 DE SEPTIEMBRE DE 2000, PARA PERMITIRLES A LOS ELECTORES HABILITADOS DE SCOTTSDALE VOTAR SOBRE NUEVE CUESTIONES.

VISTO QUE, el 12 de septiembre de 2000 se celebró una elección especial de la Ciudad de Scottsdale, Condado de Maricopa , Arizona con el propósito de permitir a los electores habilitados votar sobre nueve cuestiones de bonos financieros sumando \$451.4 millones para mejoramientos de bibliotecas y parques; control de inundación de las vecindades; preservación y realce del pasillo turístico; instalaciones de servicios municipales y tecnología; instalaciones de seguridad pública; apoyo aéreo de helicóptero de seguridad pública; mejoramientos de transporte; mejoramientos de viviendas de la comunidad y vecindades; y adquisición de terreno de WestWorld; y

VISTO QUE, el Concilio de la Ciudad de Scottsdale, habiendo hecho el escrutinio de los resultados de la elección Especial de bonos financieros encuentra los resultados ser como se declaran en esta Resolución .

AHORA, POR CONSIGUIENTE, RESUELVE el Concilio de la Ciudad de Scottsdale como lo siguiente:

1. Habiendo determinado el escrutinio de los resultados, el escrutinio oficial de la elección especial de bonos financieros de la Ciudad de Scottsdale, que se celebró el 12 de septiembre de 2000, son como lo siguiente:

a) El número de boletas emitidas o rechazadas en cada precinto a favor o en contra de las Cuestiones 1, 2, 3, 4, 5, 6, 7, 8 y 9 son como se indican en el Documento de Prueba "A", cual esta adjunto e incorporado por esta referencia.

b) El número de votos emitidos fue 25,359. el número de votantes representa el 25.72%.

2. Cuestión 1, \$124.7 millones para mejoramientos de bibliotecas y parques, habiendo recibido un número de votos cual fue más de la mayoría de los votos emitidos, se aprobó; y

3. Cuestión 2, \$25.3 millones para el control de inundación, habiendo recibido un número de votos cual fue más de la mayoría de los votos emitidos, se aprobó; y

4. Cuestión 3, \$27.1 millones para la preservación y realce del pasillo turístico, habiendo recibido un número de votos cual fue más de la mayoría de los votos emitidos, se aprobó; y

5. Cuestión 4, \$71.3 millones para instalaciones de servicios municipales y tecnología, habiendo recibido un número de votos cual fue menos de la mayoría de los votos emitidos, se rechazó; y

6. Cuestión 5, \$48.7 millones para instalaciones de seguridad pública, habiendo recibido un número de votos cual fue más de la mayoría de los votos emitidos, se aprobó; y

7. Cuestión 6, \$6.4 millones para apoyo aéreo de helicóptero de seguridad pública, habiendo recibido un número de votos cual fue más de la mayoría de los votos emitidos, se aprobó; y

8. Cuestión 7, \$126.0 millones para mejoramientos de transporte, habiendo recibido un número de votos cual fue más de la mayoría de los votos emitidos, se aprobó;

9. Cuestión 8, \$12.9 millones para mejoramientos de viviendas de la comunidad y vecindades, habiendo recibido un número de votos cual fue menos de la mayoría de los votos emitidos, se rechazó; y

10. Cuestión 9, \$9.3 millones para adquisición de terreno WestWorld, habiendo recibido un número de votos cual fue menos de la mayoría de los votos emitidos, se rechazó; y

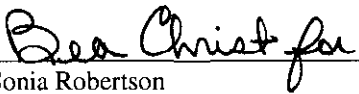
Por la presente se le ordena a la secretaria municipal y al abogado municipal tomar dichos pasos necesarios para registrar las cuestiones de bonos financieros como requerido por la ley.

PASADA Y ADOPTADA por el Concilio de la Ciudad de Scottsdale este día 26 de septiembre de 2000.

CIUDAD DE SCOTTSDALE,  
una corporación municipal de Arizona

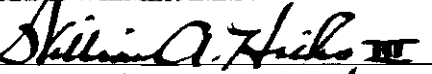
  
\_\_\_\_\_  
Mary Manross  
Alcalde

CERTIFICA:

  
\_\_\_\_\_  
Sonia Robertson  
Secretaria Municipal

APROBADA EN FORMA:

SNELL & WILMER L.L.P.

Por   
\_\_\_\_\_  
William A. Hicks, III

SUMMARY REPORT

MARICOPA COUNTY  
PRIMARY ELECTION  
SEPTEMBER 12, 2000  
NONPARTISAN

FINAL OFFICIAL RESULTS

RUN DATE: 09/20/00 10:02 AM

REPORT-EL45 PAGE 002

		VOTES PERCENT		VOTES PERCENT	
SCOTTSDALE QUESTION 1					
YES	.	13,662	58.80	.	11,606
NO.	.	9,574	41.20	.	11,443
Over Votes	.	36		.	33
Under Votes	.	2,087		.	2,277
SCOTTSDALE QUESTION 2					
YES	.	13,164	56.96	.	13,740
NO.	.	9,947	43.04	.	9,370
Over Votes	.	23		.	15
Under Votes	.	2,225		.	2,234
SCOTTSDALE QUESTION 3					
YES	.	11,930	51.61	.	9,202
NO.	.	11,186	48.39	.	13,610
Over Votes	.	8		.	17
Under Votes	.	2,235		.	2,530
SCOTTSDALE QUESTION 4					
YES	.	9,938	43.65	.	7,377
NO.	.	12,832	56.35	.	15,402
Over Votes	.	21		.	48
Under Votes	.	2,568		.	2,532
SCOTTSDALE QUESTION 5					
YES	.	14,077	61.59	.	32.39
NO.	.	8,779	38.41	.	67.61
Over Votes	.	13		.	
Under Votes	.	2,490		.	
SCOTTSDALE QUESTION 6					
YES	.			.	
NO.	.			.	
Over Votes	.			.	
Under Votes	.			.	
SCOTTSDALE QUESTION 7					
YES	.			.	
NO.	.			.	
Over Votes	.			.	
Under Votes	.			.	
SCOTTSDALE QUESTION 8					
YES	.			.	
NO.	.			.	
Over Votes	.			.	
Under Votes	.			.	
SCOTTSDALE QUESTION 9					
YES	.			.	
NO.	.			.	
Over Votes	.			.	
Under Votes	.			.	

SUMMARY REPORT

RUN DATE: 09/20/00 10:02 AM

MARICOPA COUNTY  
PRIMARY ELECTION  
SEPTEMBER 12, 2000  
STATISTICS

FINAL OFFICIAL RESULTS

REPORT-EL45 PAGE 001

	VOTES	PERCENT
PRECINCTS COUNTED (OF 80)	80	100.00
REGISTERED VOTERS - SCOTTSDALE	87,888	100.00
BALLOTS CAST - SCOTTSDALE	25,359	100.00
VOTER TURNOUT - SCOTTSDALE		28.85

VOTES PERCENT



PRECINCT REPORT

MARICOPA COUNTY  
PRIMARY ELECTION  
SEPTEMBER 12, 2000  
NONPARTISAN

OFFICIAL RESULTS

RUN DATE:09/20/00 10:01 AM

REPORT-EL30 PAGE 0041-02

0041 BARNES

VOTES PERCENT

VOTES PERCENT

SCOTTSDALE QUESTION 1

SCOTTSDALE QUESTION 6

YES . . . . . 223  
NO. . . . . 185  
Over Votes . . . . . 1  
Under Votes . . . . . 59

YES . . . . . 213  
NO. . . . . 195  
Over Votes . . . . . 1  
Under Votes . . . . . 59

SCOTTSDALE QUESTION 2

SCOTTSDALE QUESTION 7

YES . . . . . 217  
NO. . . . . 193  
Over Votes . . . . . 1  
Under Votes . . . . . 57

YES . . . . . 214  
NO. . . . . 195  
Over Votes . . . . . 0  
Under Votes . . . . . 59

SCOTTSDALE QUESTION 3

SCOTTSDALE QUESTION 8

YES . . . . . 196  
NO. . . . . 208  
Over Votes . . . . . 1  
Under Votes . . . . . 63

YES . . . . . 159  
NO. . . . . 248  
Over Votes . . . . . 0  
Under Votes . . . . . 61

SCOTTSDALE QUESTION 4

SCOTTSDALE QUESTION 9

YES . . . . . 168  
NO. . . . . 237  
Over Votes . . . . . 0  
Under Votes . . . . . 63

YES . . . . . 101  
NO. . . . . 301  
Over Votes . . . . . 0  
Under Votes . . . . . 66

SCOTTSDALE QUESTION 5

YES . . . . . 244  
NO. . . . . 162  
Over Votes . . . . . 0  
Under Votes . . . . . 62

PRECINCT REPORT

MARICOPA COUNTY  
PRIMARY ELECTION  
SEPTEMBER 12, 2000  
STATISTICS

RUN DATE:09/20/00 10:01 AM

0041 BARNES

VOTES PERCENT

REGISTERED VOTERS - SCOTTSDALE . . . . . 898  
BALLOTS CAST - SCOTTSDALE . . . . . 468  
VOTER TURNOUT - SCOTTSDALE. . . . . 52.12



PRECINCT REPORT

MARICOPA COUNTY  
PRIMARY ELECTION  
SEPTEMBER 12, 2000  
NONPARTISAN

OFFICIAL RESULTS

RUN DATE:09/20/00 10:01 AM

REPORT-EL30 PAGE 0066-02

0066 BRONCO

	VOTES	PERCENT
SCOTTSDALE QUESTION 1		
YES . . . . .	186	53.30
NO. . . . .	163	46.70
Over Votes . . . . .	1	
Under Votes . . . . .	29	

	VOTES	PERCENT
SCOTTSDALE QUESTION 6		
YES . . . . .	153	43.84
NO. . . . .	196	56.16
Over Votes . . . . .	0	
Under Votes . . . . .	30	

SCOTTSDALE QUESTION 2		
YES . . . . .	164	46.72
NO. . . . .	187	53.28
Over Votes . . . . .	0	
Under Votes . . . . .	28	

SCOTTSDALE QUESTION 7		
YES . . . . .	182	52.00
NO. . . . .	168	48.00
Over Votes . . . . .	0	
Under Votes . . . . .	29	

SCOTTSDALE QUESTION 3		
YES . . . . .	203	57.83
NO. . . . .	148	42.17
Over Votes . . . . .	0	
Under Votes . . . . .	28	

SCOTTSDALE QUESTION 8		
YES . . . . .	102	29.57
NO. . . . .	243	70.43
Over Votes . . . . .	0	
Under Votes . . . . .	34	

SCOTTSDALE QUESTION 4		
YES . . . . .	129	36.96
NO. . . . .	220	63.04
Over Votes . . . . .	0	
Under Votes . . . . .	30	

SCOTTSDALE QUESTION 9		
YES . . . . .	110	31.79
NO. . . . .	236	68.21
Over Votes . . . . .	0	
Under Votes . . . . .	33	

SCOTTSDALE QUESTION 5		
YES . . . . .	198	56.73
NO. . . . .	151	43.27
Over Votes . . . . .	0	
Under Votes . . . . .	30	

PRECINCT REPORT

MARICOPA COUNTY  
PRIMARY ELECTION  
SEPTEMBER 12, 2000  
STATISTICS

RUN DATE:09/20/00 10:01 AM

0066 BRONCO

	VOTES	PERCENT
REGISTERED VOTERS - SCOTTSDALE	1784	100.00
BALLOTS CAST - SCOTTSDALE	379	100.00
VOTER TURNOUT - SCOTTSDALE		21.24

PRECINCT REPORT

MARICOPA COUNTY  
PRIMARY ELECTION  
SEPTEMBER 12, 2000  
NONPARTISAN

OFFICIAL RESULTS

RUN DATE:09/20/00 10:01 AM

REPORT-EL30 PAGE 0071-02

0071 BUENA TERRA

SCOTTSDALE QUESTION 1

	VOTES	PERCENT
YES . . . . .	104	56.83
NO. . . . .	79	43.17
Over Votes . . . . .	0	
Under Votes . . . . .	11	

SCOTTSDALE QUESTION 6

	VOTES	PERCENT
YES . . . . .	87	48.33
NO. . . . .	93	51.67
Over Votes . . . . .	0	
Under Votes . . . . .	14	

SCOTTSDALE QUESTION 2

	VOTES	PERCENT
YES . . . . .	96	53.04
NO. . . . .	85	46.96
Over Votes . . . . .	0	
Under Votes . . . . .	13	

SCOTTSDALE QUESTION 7

	VOTES	PERCENT
YES . . . . .	106	57.92
NO. . . . .	77	42.08
Over Votes . . . . .	0	
Under Votes . . . . .	11	

SCOTTSDALE QUESTION 3

	VOTES	PERCENT
YES . . . . .	80	44.44
NO. . . . .	100	55.56
Over Votes . . . . .	0	
Under Votes . . . . .	14	

SCOTTSDALE QUESTION 8

	VOTES	PERCENT
YES . . . . .	63	35.00
NO. . . . .	117	65.00
Over Votes . . . . .	0	
Under Votes . . . . .	14	

SCOTTSDALE QUESTION 4

	VOTES	PERCENT
YES . . . . .	63	35.80
NO. . . . .	113	64.20
Over Votes . . . . .	1	
Under Votes . . . . .	17	

SCOTTSDALE QUESTION 9

	VOTES	PERCENT
YES . . . . .	53	29.44
NO. . . . .	127	70.56
Over Votes . . . . .	0	
Under Votes . . . . .	14	

SCOTTSDALE QUESTION 5

	VOTES	PERCENT
YES . . . . .	103	57.22
NO. . . . .	77	42.78
Over Votes . . . . .	0	
Under Votes . . . . .	14	

PRECINCT REPORT

MARICOPA COUNTY  
PRIMARY ELECTION  
SEPTEMBER 12, 2000  
STATISTICS

RUN DATE:09/20/00 10:01 AM

0071 BUENA TERRA

	VOTES	PERCENT
REGISTERED VOTERS - SCOTTSDALE . . . . .	598	100.00
BALLOTS CAST - SCOTTSDALE . . . . .	194	100.00
VOTER TURNOUT - SCOTTSDALE. . . . .		32.44

PRECINCT REPORT

MARICOPA COUNTY  
PRIMARY ELECTION  
SEPTEMBER 12, 2000  
NONPARTISAN

OFFICIAL RESULTS

RUN DATE:09/20/00 10:01 AM

REPORT-EL30 PAGE 0075-02

0075 CACTUS GLEN

VOTES PERCENT

VOTES PERCENT

SCOTTSDALE QUESTION 1

SCOTTSDALE QUESTION 6

YES . . . . . 123  
NO. . . . . 71  
Over Votes . . . . . 0  
Under Votes . . . . . 16

YES . . . . . 113  
NO. . . . . 84  
Over Votes . . . . . 0  
Under Votes . . . . . 13

SCOTTSDALE QUESTION 2

SCOTTSDALE QUESTION 7

YES . . . . . 126  
NO. . . . . 69  
Over Votes . . . . . 0  
Under Votes . . . . . 15

YES . . . . . 125  
NO. . . . . 67  
Over Votes . . . . . 1  
Under Votes . . . . . 17

SCOTTSDALE QUESTION 3

SCOTTSDALE QUESTION 8

YES . . . . . 106  
NO. . . . . 88  
Over Votes . . . . . 0  
Under Votes . . . . . 16

YES . . . . . 71  
NO. . . . . 120  
Over Votes . . . . . 0  
Under Votes . . . . . 19

SCOTTSDALE QUESTION 4

SCOTTSDALE QUESTION 9

YES . . . . . 91  
NO. . . . . 100  
Over Votes . . . . . 0  
Under Votes . . . . . 19

YES . . . . . 80  
NO. . . . . 112  
Over Votes . . . . . 0  
Under Votes . . . . . 18

SCOTTSDALE QUESTION 5

YES . . . . . 133  
NO. . . . . 61  
Over Votes . . . . . 0  
Under Votes . . . . . 16

68.56  
31.44

PRECINCT REPORT

MARICOPA COUNTY  
PRIMARY ELECTION  
SEPTEMBER 12, 2000  
STATISTICS

RUN DATE:09/20/00 10:01 AM

0075 CACTUS GLEN

VOTES PERCENT

REGISTERED VOTERS - SCOTTSDALE . . . . . 945  
BALLOTS CAST - SCOTTSDALE . . . . . 210  
VOTER TURNOUT - SCOTTSDALE. . . . . 22.22

PRECINCT REPORT

MARICOPA COUNTY  
PRIMARY ELECTION  
SEPTEMBER 12, 2000  
NONPARTISAN

OFFICIAL RESULTS

RUN DATE:09/20/00 10:01 AM

REPORT-EL30 PAGE 0084-02

0084 CAMELVIEW

VOTES PERCENT

VOTES PERCENT

SCOTTSDALE QUESTION 1

SCOTTSDALE QUESTION 6

YES . . . . . 106 50.24  
NO . . . . . 105 49.76  
Over Votes . . . . . 3  
Under Votes . . . . . 19

YES . . . . . 94 44.76  
NO . . . . . 116 55.24  
Over Votes . . . . . 0  
Under Votes . . . . . 23

SCOTTSDALE QUESTION 2

SCOTTSDALE QUESTION 7

YES . . . . . 119 55.87  
NO . . . . . 94 44.13  
Over Votes . . . . . 0  
Under Votes . . . . . 20

YES . . . . . 113 53.30  
NO . . . . . 99 46.70  
Over Votes . . . . . 0  
Under Votes . . . . . 21

SCOTTSDALE QUESTION 3

SCOTTSDALE QUESTION 8

YES . . . . . 99 46.92  
NO . . . . . 112 53.08  
Over Votes . . . . . 0  
Under Votes . . . . . 22

YES . . . . . 84 39.44  
NO . . . . . 129 60.56  
Over Votes . . . . . 1  
Under Votes . . . . . 19

SCOTTSDALE QUESTION 4

SCOTTSDALE QUESTION 9

YES . . . . . 83 39.90  
NO . . . . . 125 60.10  
Over Votes . . . . . 0  
Under Votes . . . . . 25

YES . . . . . 54 25.59  
NO . . . . . 157 74.41  
Over Votes . . . . . 0  
Under Votes . . . . . 22

SCOTTSDALE QUESTION 5

YES . . . . . 114 54.55  
NO . . . . . 95 45.45  
Over Votes . . . . . 0  
Under Votes . . . . . 24

PRECINCT REPORT

MARICOPA COUNTY  
PRIMARY ELECTION  
SEPTEMBER 12, 2000  
STATISTICS

RUN DATE:09/20/00 10:01 AM

0084 CAMELVIEW

VOTES PERCENT

REGISTERED VOTERS - SCOTTSDALE . . . . . 963 100.00  
BALLOTS CAST - SCOTTSDALE . . . . . 233 100.00  
VOTER TURNOUT - SCOTTSDALE . . . . . 24.20

PRECINCT REPORT

MARICOPA COUNTY  
 PRIMARY ELECTION  
 SEPTEMBER 12, 2000  
 NONPARTISAN

OFFICIAL RESULTS

RUN DATE:09/20/00 10:01 AM

REPORT--EL30 PAGE 0100-02

0100 CASCADE

SCOTTSDALE QUESTION 1

YES . . . . . 135 54.88  
 NO. . . . . 111 45.12  
 Over Votes . . . . . 1  
 Under Votes . . . . . 20

VOTES PERCENT

VOTES PERCENT

SCOTTSDALE QUESTION 2

YES . . . . . 139 56.50  
 NO. . . . . 107 43.50  
 Over Votes . . . . . 1  
 Under Votes . . . . . 20

SCOTTSDALE QUESTION 7

YES . . . . . 148 60.41  
 NO. . . . . 97 39.59  
 Over Votes . . . . . 0  
 Under Votes . . . . . 22

SCOTTSDALE QUESTION 3

YES . . . . . 135 54.88  
 NO. . . . . 111 45.12  
 Over Votes . . . . . 0  
 Under Votes . . . . . 21

SCOTTSDALE QUESTION 8

YES . . . . . 90 37.04  
 NO. . . . . 153 62.96  
 Over Votes . . . . . 1  
 Under Votes . . . . . 23

SCOTTSDALE QUESTION 4

YES . . . . . 104 42.98  
 NO. . . . . 138 57.02  
 Over Votes . . . . . 0  
 Under Votes . . . . . 25

SCOTTSDALE QUESTION 9

YES . . . . . 87 35.22  
 NO. . . . . 160 64.78  
 Over Votes . . . . . 0  
 Under Votes . . . . . 20

SCOTTSDALE QUESTION 5

YES . . . . . 137 56.15  
 NO. . . . . 107 43.85  
 Over Votes . . . . . 0  
 Under Votes . . . . . 23

PRECINCT REPORT

MARICOPA COUNTY  
 PRIMARY ELECTION  
 SEPTEMBER 12, 2000  
 STATISTICS

RUN DATE:09/20/00 10:01 AM

0100 CASCADE

VOTES PERCENT  
 REGISTERED VOTERS - SCOTTSDALE . . . . . 845 100.00  
 BALLOTS CAST - SCOTTSDALE . . . . . 267 100.00  
 VOTER TURNOUT - SCOTTSDALE . . . . . 31.60

PRECINCT REPORT

MARICOPA COUNTY  
 PRIMARY ELECTION  
 SEPTEMBER 12, 2000  
 NONPARTISAN

RUN DATE:09/20/00 10:01 AM

OFFICIAL RESULTS

REPORT-EL30 PAGE 0144-02

0144 CHAPARRAL

VOTES PERCENT VOTES PERCENT

SCOTTSDALE QUESTION 1

YES . . . . . 144 64.57  
 NO. . . . . 79 35.43  
 Over Votes . . . . . 0  
 Under Votes . . . . . 32

SCOTTSDALE QUESTION 6

YES . . . . . 116 51.33  
 NO. . . . . 110 48.67  
 Over Votes . . . . . 0  
 Under Votes . . . . . 29

SCOTTSDALE QUESTION 2

YES . . . . . 145 64.73  
 NO. . . . . 79 35.27  
 Over Votes . . . . . 0  
 Under Votes . . . . . 31

SCOTTSDALE QUESTION 7

YES . . . . . 144 63.72  
 NO. . . . . 82 36.28  
 Over Votes . . . . . 0  
 Under Votes . . . . . 29

SCOTTSDALE QUESTION 3

YES . . . . . 123 54.91  
 NO. . . . . 101 45.09  
 Over Votes . . . . . 0  
 Under Votes . . . . . 31

SCOTTSDALE QUESTION 8

YES . . . . . 115 51.57  
 NO. . . . . 108 48.43  
 Over Votes . . . . . 0  
 Under Votes . . . . . 32

SCOTTSDALE QUESTION 4

YES . . . . . 119 54.09  
 NO. . . . . 101 45.91  
 Over Votes . . . . . 0  
 Under Votes . . . . . 35

SCOTTSDALE QUESTION 9

YES . . . . . 74 33.64  
 NO. . . . . 146 66.36  
 Over Votes . . . . . 0  
 Under Votes . . . . . 35

SCOTTSDALE QUESTION 5

YES . . . . . 134 61.47  
 NO. . . . . 84 38.53  
 Over Votes . . . . . 0  
 Under Votes . . . . . 37

PRECINCT REPORT

RUN DATE:09/20/00 10:01 AM

0144 CHAPARRAL

MARICOPA COUNTY  
 PRIMARY ELECTION  
 SEPTEMBER 12, 2000  
 STATISTICS

	VOTES	PERCENT
REGISTERED VOTERS - SCOTTSDALE	806	100.00
BALLOTS CAST - SCOTTSDALE	255	100.00
VOTER TURNOUT - SCOTTSDALE	31.64	

PRECINCT REPORT

MARICOPA COUNTY  
PRIMARY ELECTION  
SEPTEMBER 12, 2000  
NONPARTISAN

OFFICIAL RESULTS

RUN DATE:09/20/00 10:01 AM

REPORT-EL30 PAGE 0153-02

0153 CIELO

SCOTTSDALE QUESTION 1

YES	. . . . .	113	67.66
NO.	. . . . .	54	32.34
Over Votes	. . . . .	0	
Under Votes	. . . . .	12	

SCOTTSDALE QUESTION 6

YES	. . . . .	86	51.81
NO.	. . . . .	80	48.19
Over Votes	. . . . .	0	
Under Votes	. . . . .	13	

SCOTTSDALE QUESTION 2

YES	. . . . .	107	64.46
NO.	. . . . .	59	35.54
Over Votes	. . . . .	0	
Under Votes	. . . . .	13	

SCOTTSDALE QUESTION 7

YES	. . . . .	101	61.21
NO.	. . . . .	64	38.79
Over Votes	. . . . .	0	
Under Votes	. . . . .	14	

SCOTTSDALE QUESTION 3

YES	. . . . .	102	61.82
NO.	. . . . .	63	38.18
Over Votes	. . . . .	0	
Under Votes	. . . . .	14	

SCOTTSDALE QUESTION 8

YES	. . . . .	71	44.10
NO.	. . . . .	90	55.90
Over Votes	. . . . .	0	
Under Votes	. . . . .	18	

SCOTTSDALE QUESTION 4

YES	. . . . .	82	50.62
NO.	. . . . .	80	49.38
Over Votes	. . . . .	0	
Under Votes	. . . . .	17	

SCOTTSDALE QUESTION 9

YES	. . . . .	57	35.63
NO.	. . . . .	103	64.38
Over Votes	. . . . .	0	
Under Votes	. . . . .	19	

SCOTTSDALE QUESTION 5

YES	. . . . .	113	69.33
NO.	. . . . .	50	30.67
Over Votes	. . . . .	0	
Under Votes	. . . . .	16	

PRECINCT REPORT

MARICOPA COUNTY  
PRIMARY ELECTION  
SEPTEMBER 12, 2000  
STATISTICS

RUN DATE:09/20/00 10:01 AM

0153 CIELO

	VOTES	PERCENT
REGISTERED VOTERS - SCOTTSDALE	. . . . .	710 100.00
BALLOTS CAST - SCOTTSDALE	. . . . .	179 100.00
VOTER TURNOUT - SCOTTSDALE	. . . . .	25.21

PRECINCT REPORT

MARICOPA COUNTY  
 PRIMARY ELECTION  
 SEPTEMBER 12, 2000  
 NONPARTISAN

OFFICIAL RESULTS

RUN DATE:09/20/00 10:01 AM

REPORT-EL30

PAGE 0164-02

0164 COCOPAH

VOTES PERCENT VOTES PERCENT

SCOTTSDALE QUESTION 1

YES . . . . . 178 61.59  
 NO. . . . . 111 38.41  
 Over Votes . . . . . 1  
 Under Votes . . . . . 16

SCOTTSDALE QUESTION 6

YES . . . . . 161 56.29  
 NO. . . . . 125 43.71  
 Over Votes . . . . . 1  
 Under Votes . . . . . 19

SCOTTSDALE QUESTION 2

YES . . . . . 188 65.96  
 NO. . . . . 97 34.04  
 Over Votes . . . . . 1  
 Under Votes . . . . . 20

SCOTTSDALE QUESTION 7

YES . . . . . 178 62.24  
 NO. . . . . 108 37.76  
 Over Votes . . . . . 1  
 Under Votes . . . . . 19

SCOTTSDALE QUESTION 3

YES . . . . . 148 51.93  
 NO. . . . . 137 48.07  
 Over Votes . . . . . 0  
 Under Votes . . . . . 21

SCOTTSDALE QUESTION 8

YES . . . . . 113 41.09  
 NO. . . . . 162 58.91  
 Over Votes . . . . . 0  
 Under Votes . . . . . 31

SCOTTSDALE QUESTION 4

YES . . . . . 131 46.79  
 NO. . . . . 149 53.21  
 Over Votes . . . . . 0  
 Under Votes . . . . . 26

SCOTTSDALE QUESTION 9

YES . . . . . 110 38.87  
 NO. . . . . 173 61.13  
 Over Votes . . . . . 0  
 Under Votes . . . . . 23

SCOTTSDALE QUESTION 5

YES . . . . . 200 70.67  
 NO. . . . . 83 29.33  
 Over Votes . . . . . 0  
 Under Votes . . . . . 23

PRECINCT REPORT

RUN DATE:09/20/00 10:01 AM

0164 COCOPAH

MARICOPA COUNTY  
 PRIMARY ELECTION  
 SEPTEMBER 12, 2000  
 STATISTICS

REGISTERED VOTERS - SCOTTSDALE . . . . . 1080 100.00  
 BALLOTS CAST - SCOTTSDALE . . . . . 306 100.00  
 VOTER TURNOUT - SCOTTSDALE. . . . . 28.33



PRECINCT REPORT

MARICOPA COUNTY  
PRIMARY ELECTION  
SEPTEMBER 12, 2000  
NONPARTISAN

OFFICIAL RESULTS

RUN DATE:09/20/00 10:01 AM

REPORT-EL30 PAGE 0166-02

0166 COLUMBUS

VOTES PERCENT

VOTES PERCENT

SCOTTSDALE QUESTION 1

SCOTTSDALE QUESTION 6

YES . . . . . 154  
NO . . . . . 139  
Over Votes . . . . . 0  
Under Votes . . . . . 40

YES . . . . . 151  
NO . . . . . 135  
Over Votes . . . . . 0  
Under Votes . . . . . 47

SCOTTSDALE QUESTION 2

SCOTTSDALE QUESTION 7

YES . . . . . 154  
NO . . . . . 132  
Over Votes . . . . . 0  
Under Votes . . . . . 47

YES . . . . . 164  
NO . . . . . 129  
Over Votes . . . . . 0  
Under Votes . . . . . 40

SCOTTSDALE QUESTION 3

SCOTTSDALE QUESTION 8

YES . . . . . 110  
NO . . . . . 179  
Over Votes . . . . . 0  
Under Votes . . . . . 44

YES . . . . . 119  
NO . . . . . 167  
Over Votes . . . . . 1  
Under Votes . . . . . 46

SCOTTSDALE QUESTION 4

SCOTTSDALE QUESTION 9

YES . . . . . 128  
NO . . . . . 158  
Over Votes . . . . . 0  
Under Votes . . . . . 47

YES . . . . . 74  
NO . . . . . 211  
Over Votes . . . . . 0  
Under Votes . . . . . 48

SCOTTSDALE QUESTION 5

YES . . . . . 170  
NO . . . . . 114  
Over Votes . . . . . 1  
Under Votes . . . . . 48

PRECINCT REPORT

MARICOPA COUNTY  
PRIMARY ELECTION  
SEPTEMBER 12, 2000  
STATISTICS

RUN DATE:09/20/00 10:01 AM

0166 COLUMBUS

VOTES PERCENT

REGISTERED VOTERS - SCOTTSDALE . . . . . 997  
BALLOTS CAST - SCOTTSDALE . . . . . 333  
VOTER TURNOUT - SCOTTSDALE . . . . . 33.40



PRECINCT REPORT

MARICOPA COUNTY  
PRIMARY ELECTION  
SEPTEMBER 12, 2000  
NONPARTISAN

OFFICIAL RESULTS

RUN DATE:09/20/00 10:01 AM

REPORT-EL30 PAGE 0182-02

0182 CORONADO

VOTES PERCENT

VOTES PERCENT

SCOTTSDALE QUESTION 1

SCOTTSDALE QUESTION 6

YES . . . . . 193  
NO. . . . . 103  
Over Votes . . . . . 0  
Under Votes . . . . . 16

YES . . . . . 149  
NO. . . . . 147  
Over Votes . . . . . 0  
Under Votes . . . . . 16

SCOTTSDALE QUESTION 2

SCOTTSDALE QUESTION 7

YES . . . . . 181  
NO. . . . . 113  
Over Votes . . . . . 0  
Under Votes . . . . . 18

YES . . . . . 178  
NO. . . . . 118  
Over Votes . . . . . 1  
Under Votes . . . . . 15

SCOTTSDALE QUESTION 3

SCOTTSDALE QUESTION 8

YES . . . . . 148  
NO. . . . . 146  
Over Votes . . . . . 0  
Under Votes . . . . . 18

YES . . . . . 137  
NO. . . . . 155  
Over Votes . . . . . 0  
Under Votes . . . . . 20

SCOTTSDALE QUESTION 4

SCOTTSDALE QUESTION 9

YES . . . . . 133  
NO. . . . . 159  
Over Votes . . . . . 0  
Under Votes . . . . . 20

YES . . . . . 72  
NO. . . . . 217  
Over Votes . . . . . 0  
Under Votes . . . . . 23

SCOTTSDALE QUESTION 5

YES . . . . . 188  
NO. . . . . 106  
Over Votes . . . . . 0  
Under Votes . . . . . 18

PRECINCT REPORT

MARICOPA COUNTY  
PRIMARY ELECTION  
SEPTEMBER 12, 2000  
STATISTICS

RUN DATE:09/20/00 10:01 AM

0182 CORONADO

VOTES PERCENT

REGISTERED VOTERS - SCOTTSDALE . . . . . 849  
BALLOTS CAST - SCOTTSDALE . . . . . 312  
VOTER TURNOUT - SCOTTSDALE . . . . . 36.75

VOTES PERCENT  
100.00  
100.00  
36.75

PRECINCT REPORT

MARICOPA COUNTY  
PRIMARY ELECTION  
SEPTEMBER 12, 2000  
NONPARTISAN

OFFICIAL RESULTS

RUN DATE:09/20/00 10:01 AM

REPORT-EL30

PAGE 0196-02

0196 CRESTWOOD

VOTES PERCENT

VOTES PERCENT

SCOTTSDALE QUESTION 1

YES . . . . . 125 58.69  
NO. . . . . 88 41.31  
Over Votes . . . . . 0  
Under Votes . . . . . 17

SCOTTSDALE QUESTION 6

YES . . . . . 109 51.90  
NO. . . . . 101 48.10  
Over Votes . . . . . 1  
Under Votes . . . . . 19

SCOTTSDALE QUESTION 2

YES . . . . . 132 61.97  
NO. . . . . 81 38.03  
Over Votes . . . . . 0  
Under Votes . . . . . 17

SCOTTSDALE QUESTION 7

YES . . . . . 129 60.85  
NO. . . . . 83 39.15  
Over Votes . . . . . 0  
Under Votes . . . . . 1.8

SCOTTSDALE QUESTION 3

YES . . . . . 114 53.77  
NO. . . . . 98 46.23  
Over Votes . . . . . 0  
Under Votes . . . . . 18

SCOTTSDALE QUESTION 8

YES . . . . . 100 47.62  
NO. . . . . 110 52.38  
Over Votes . . . . . 0  
Under Votes . . . . . 20

SCOTTSDALE QUESTION 4

YES . . . . . 101 48.10  
NO. . . . . 109 51.90  
Over Votes . . . . . 0  
Under Votes . . . . . 20

SCOTTSDALE QUESTION 9

YES . . . . . 70 32.71  
NO. . . . . 144 67.29  
Over Votes . . . . . 0  
Under Votes . . . . . 16

SCOTTSDALE QUESTION 5

YES . . . . . 134 63.81  
NO. . . . . 76 36.19  
Over Votes . . . . . 0  
Under Votes . . . . . 20

PRECINCT REPORT

MARICOPA COUNTY  
PRIMARY ELECTION  
SEPTEMBER 12, 2000  
STATISTICS

RUN DATE:09/20/00 10:01 AM

0196 CRESTWOOD

VOTES PERCENT

REGISTERED VOTERS - SCOTTSDALE . . . . . 646 100.00  
BALLOTS CAST - SCOTTSDALE . . . . . 230 100.00  
VOTER TURNOUT - SCOTTSDALE. . . . . 35.60

PRECINCT REPORT

MARICOPA COUNTY  
PRIMARY ELECTION  
SEPTEMBER 12, 2000  
NONPARTISAN

OFFICIAL RESULTS

RUN DATE: 09/20/00 10:01 AM

REPORT-EL30 PAGE 0212-02

0212 DEERVIEW

SCOTTSDALE QUESTION 1

YES	85	66.41
NO	43	33.59
Over Votes	0	
Under Votes	8	

SCOTTSDALE QUESTION 6

YES	66	51.56
NO	62	48.44
Over Votes	0	
Under Votes	8	

SCOTTSDALE QUESTION 2

YES	75	59.06
NO	52	40.94
Over Votes	0	
Under Votes	9	

SCOTTSDALE QUESTION 7

YES	75	59.52
NO	51	40.48
Over Votes	0	
Under Votes	10	

SCOTTSDALE QUESTION 3

YES	71	55.91
NO	56	44.09
Over Votes	0	
Under Votes	9	

SCOTTSDALE QUESTION 8

YES	51	40.16
NO	76	59.84
Over Votes	0	
Under Votes	9	

SCOTTSDALE QUESTION 4

YES	58	46.40
NO	67	53.60
Over Votes	0	
Under Votes	11	

SCOTTSDALE QUESTION 9

YES	44	34.65
NO	83	65.35
Over Votes	0	
Under Votes	9	

SCOTTSDALE QUESTION 5

YES	71	55.91
NO	56	44.09
Over Votes	0	
Under Votes	9	

PRECINCT REPORT

MARICOPA COUNTY  
PRIMARY ELECTION  
SEPTEMBER 12, 2000  
STATISTICS

RUN DATE: 09/20/00 10:01 AM

0212 DEERVIEW

REGISTERED VOTERS - SCOTTSDALE		826	100.00
BALLOTS CAST - SCOTTSDALE		136	100.00
VOTER TURNOUT - SCOTTSDALE			16.46

VOTES PERCENT

PRECINCT REPORT

MARICOPA COUNTY  
PRIMARY ELECTION  
SEPTEMBER 12, 2000  
NONPARTISAN

OFFICIAL RESULTS

RUN DATE:09/20/00 10:01 AM

REPORT-EL30 PAGE 0210-02

0210 DEER CANYON

VOTES PERCENT

VOTES PERCENT

SCOTTSDALE QUESTION 1

SCOTTSDALE QUESTION 6

YES . . . . . 255 66.41  
NO. . . . . 129 33.59  
Over Votes . . . . . 2  
Under Votes . . . . . 48

YES . . . . . 200 53.19  
NO. . . . . 176 46.81  
Over Votes . . . . . 1  
Under Votes . . . . . 57

SCOTTSDALE QUESTION 2

SCOTTSDALE QUESTION 7

YES . . . . . 233 60.52  
NO. . . . . 152 39.48  
Over Votes . . . . . 0  
Under Votes . . . . . 49

YES . . . . . 262 68.23  
NO. . . . . 122 31.77  
Over Votes . . . . . 0  
Under Votes . . . . . 50

SCOTTSDALE QUESTION 3

SCOTTSDALE QUESTION 8

YES . . . . . 210 55.70  
NO. . . . . 167 44.30  
Over Votes . . . . . 0  
Under Votes . . . . . 57

YES . . . . . 190 51.08  
NO. . . . . 182 48.92  
Over Votes . . . . . 0  
Under Votes . . . . . 62

SCOTTSDALE QUESTION 4

SCOTTSDALE QUESTION 9

YES . . . . . 188 50.95  
NO. . . . . 181 49.05  
Over Votes . . . . . 1  
Under Votes . . . . . 64

YES . . . . . 165 44.84  
NO. . . . . 203 55.16  
Over Votes . . . . . 0  
Under Votes . . . . . 66

SCOTTSDALE QUESTION 5

YES . . . . . 242 64.36  
NO. . . . . 134 35.64  
Over Votes . . . . . 1  
Under Votes . . . . . 57

PRECINCT REPORT

MARICOPA COUNTY  
PRIMARY ELECTION  
SEPTEMBER 12, 2000  
STATISTICS

RUN DATE:09/20/00 10:01 AM

0210 DEER CANYON

VOTES PERCENT

REGISTERED VOTERS - SCOTTSDALE . . . . . 1269 100.00  
BALLOTS CAST - SCOTTSDALE . . . . . 434 100.00  
VOTER TURNOUT - SCOTTSDALE. . . . . 34.20

PRECINCT REPORT

MARICOPA COUNTY  
PRIMARY ELECTION  
SEPTEMBER 12, 2000  
NONPARTISAN

OFFICIAL RESULTS

RUN DATE:09/20/00 10:01 AM

REPORT-EL30 PAGE 0213-02

0213 DEL JOYA

	VOTES	PERCENT
SCOTTSDALE QUESTION 1		
YES . . . . .	297	67.35
NO. . . . .	144	32.65
Over Votes . . . . .	0	
Under Votes . . . . .	31	

	VOTES	PERCENT
SCOTTSDALE QUESTION 6		
YES . . . . .	227	52.18
NO. . . . .	208	47.82
Over Votes . . . . .	2	
Under Votes . . . . .	35	

SCOTTSDALE QUESTION 2		
YES . . . . .	292	66.36
NO. . . . .	148	33.64
Over Votes . . . . .	1	
Under Votes . . . . .	31	

SCOTTSDALE QUESTION 7		
YES . . . . .	295	67.51
NO. . . . .	142	32.49
Over Votes . . . . .	0	
Under Votes . . . . .	35	

SCOTTSDALE QUESTION 3		
YES . . . . .	258	59.04
NO. . . . .	179	40.96
Over Votes . . . . .	0	
Under Votes . . . . .	35	

SCOTTSDALE QUESTION 8		
YES . . . . .	190	43.88
NO. . . . .	243	56.12
Over Votes . . . . .	1	
Under Votes . . . . .	38	

SCOTTSDALE QUESTION 4		
YES . . . . .	233	53.56
NO. . . . .	202	46.44
Over Votes . . . . .	0	
Under Votes . . . . .	37	

SCOTTSDALE QUESTION 9		
YES . . . . .	157	36.18
NO. . . . .	277	63.82
Over Votes . . . . .	0	
Under Votes . . . . .	38	

SCOTTSDALE QUESTION 5		
YES . . . . .	290	67.44
NO. . . . .	140	32.56
Over Votes . . . . .	1	
Under Votes . . . . .	41	

PRECINCT REPORT

MARICOPA COUNTY  
PRIMARY ELECTION  
SEPTEMBER 12, 2000  
STATISTICS

RUN DATE:09/20/00 10:01 AM

0213 DEL JOYA

	VOTES	PERCENT
REGISTERED VOTERS - SCOTTSDALE	1449	100.00
BALLOTS CAST - SCOTTSDALE	472	100.00
VOTER TURNOUT - SCOTTSDALE		32.57

PRECINCT REPORT

MARICOPA COUNTY  
PRIMARY ELECTION  
SEPTEMBER 12, 2000  
NONPARTISAN

OFFICIAL RESULTS

RUN DATE:09/20/00 10:01 AM

REPORT-EL30 PAGE 0229-02

0229 DIAMOND

SCOTTSDALE QUESTION 1	
YES . . . . .	135
NO . . . . .	111
Over Votes . . . . .	0
Under Votes . . . . .	25

VOTES PERCENT

SCOTTSDALE QUESTION 6	
YES . . . . .	126
NO . . . . .	117
Over Votes . . . . .	1
Under Votes . . . . .	27

VOTES PERCENT

SCOTTSDALE QUESTION 2	
YES . . . . .	138
NO . . . . .	103
Over Votes . . . . .	1
Under Votes . . . . .	29

SCOTTSDALE QUESTION 7	
YES . . . . .	138
NO . . . . .	104
Over Votes . . . . .	0
Under Votes . . . . .	29

SCOTTSDALE QUESTION 3	
YES . . . . .	108
NO . . . . .	136
Over Votes . . . . .	0
Under Votes . . . . .	27

SCOTTSDALE QUESTION 8	
YES . . . . .	114
NO . . . . .	126
Over Votes . . . . .	0
Under Votes . . . . .	31

SCOTTSDALE QUESTION 4	
YES . . . . .	96
NO . . . . .	141
Over Votes . . . . .	1
Under Votes . . . . .	33

SCOTTSDALE QUESTION 9	
YES . . . . .	59
NO . . . . .	179
Over Votes . . . . .	0
Under Votes . . . . .	33

SCOTTSDALE QUESTION 5	
YES . . . . .	153
NO . . . . .	88
Over Votes . . . . .	0
Under Votes . . . . .	30

PRECINCT REPORT

RUN DATE:09/20/00 10:01 AM

0229 DIAMOND

REGISTERED VOTERS - SCOTTSDALE . . . . .	914	100.00
BALLOTS CAST - SCOTTSDALE . . . . .	271	100.00
VOTER TURNOUT - SCOTTSDALE. . . . .		29.65

MARICOPA COUNTY  
PRIMARY ELECTION  
SEPTEMBER 12, 2000  
STATISTICS

VOTES PERCENT



PRECINCT REPORT

MARICOPA COUNTY  
PRIMARY ELECTION  
SEPTEMBER 12, 2000  
NONPARTISAN

OFFICIAL RESULTS

RUN DATE:09/20/00 10:01 AM

REPORT-EL30 PAGE 0235-02

0235 DREYFUS

	VOTES	PERCENT
SCOTTSDALE QUESTION 1		
YES . . . . .	189	62.58
NO. . . . .	113	37.42
Over Votes . . . . .	1	
Under Votes . . . . .	30	

	VOTES	PERCENT
SCOTTSDALE QUESTION 6		
YES . . . . .	154	51.51
NO. . . . .	145	48.49
Over Votes . . . . .	0	
Under Votes . . . . .	34	

SCOTTSDALE QUESTION 2

YES . . . . .	180	59.60
NO. . . . .	122	40.40
Over Votes . . . . .	1	
Under Votes . . . . .	30	

SCOTTSDALE QUESTION 7

YES . . . . .	196	64.90
NO. . . . .	106	35.10
Over Votes . . . . .	0	
Under Votes . . . . .	31	

SCOTTSDALE QUESTION 3

YES . . . . .	165	54.64
NO. . . . .	137	45.36
Over Votes . . . . .	0	
Under Votes . . . . .	31	

SCOTTSDALE QUESTION 8

YES . . . . .	131	43.52
NO. . . . .	170	56.48
Over Votes . . . . .	0	
Under Votes . . . . .	32	

SCOTTSDALE QUESTION 4

YES . . . . .	161	54.21
NO. . . . .	136	45.79
Over Votes . . . . .	0	
Under Votes . . . . .	36	

SCOTTSDALE QUESTION 9

YES . . . . .	136	45.64
NO. . . . .	162	54.36
Over Votes . . . . .	0	
Under Votes . . . . .	35	

SCOTTSDALE QUESTION 5

YES . . . . .	202	67.11
NO. . . . .	99	32.89
Over Votes . . . . .	1	
Under Votes . . . . .	31	

PRECINCT REPORT

MARICOPA COUNTY  
PRIMARY ELECTION  
SEPTEMBER 12, 2000  
STATISTICS

RUN DATE:09/20/00 10:01 AM

0235 DREYFUS

	VOTES	PERCENT
REGISTERED VOTERS - SCOTTSDALE . . . . .	1331	100.00
BALLOTS CAST - SCOTTSDALE . . . . .	333	100.00
VOTER TURNOUT - SCOTTSDALE. . . . .		25.02

PRECINCT REPORT

MARICOPA COUNTY  
PRIMARY ELECTION  
SEPTEMBER 12, 2000  
NONPARTISAN

OFFICIAL RESULTS

RUN DATE:09/20/00 10:01 AM

REPORT-EL30 PAGE 0430-02

0430 LAKESIDE

		VOTES	PERCENT			VOTES	PERCENT
SCOTTSDALE QUESTION 1							
YES	.	108	65.45	.	.	85	51.83
NO.	.	57	34.55	.	.	79	48.17
Over Votes	.	1		.	.	1	
Under Votes	.	13		.	.	14	
SCOTTSDALE QUESTION 2							
YES	.	107	65.24	.	.	110	65.87
NO.	.	57	34.76	.	.	57	34.13
Over Votes	.	0		.	.	1	
Under Votes	.	15		.	.	11	
SCOTTSDALE QUESTION 3							
YES	.	83	50.61	.	.	71	44.10
NO.	.	81	49.39	.	.	90	55.90
Over Votes	.	0		.	.	0	
Under Votes	.	15		.	.	18	
SCOTTSDALE QUESTION 4							
YES	.	81	49.69	.	.	44	26.99
NO.	.	82	50.31	.	.	119	73.01
Over Votes	.	0		.	.	1	
Under Votes	.	16		.	.	15	
SCOTTSDALE QUESTION 5							
YES	.	108	65.45	.	.		
NO.	.	57	34.55	.	.		
Over Votes	.	2		.	.		
Under Votes	.	12		.	.		
SCOTTSDALE QUESTION 6							
YES	.			.	.		
NO.	.			.	.		
Over Votes	.			.	.		
Under Votes	.			.	.		
SCOTTSDALE QUESTION 7							
YES	.			.	.		
NO.	.			.	.		
Over Votes	.			.	.		
Under Votes	.			.	.		
SCOTTSDALE QUESTION 8							
YES	.			.	.		
NO.	.			.	.		
Over Votes	.			.	.		
Under Votes	.			.	.		
SCOTTSDALE QUESTION 9							
YES	.			.	.		
NO.	.			.	.		
Over Votes	.			.	.		
Under Votes	.			.	.		

PRECINCT REPORT

MARICOPA COUNTY  
PRIMARY ELECTION  
SEPTEMBER 12, 2000  
STATISTICS

RUN DATE:09/20/00 10:01 AM

0430 LAKESIDE

	VOTES	PERCENT
REGISTERED VOTERS - SCOTTSDALE	569	100.00
BALLOTS CAST - SCOTTSDALE	179	100.00
VOTER TURNOUT - SCOTTSDALE		31.46

PRECINCT REPORT

MARICOPA COUNTY  
PRIMARY ELECTION  
SEPTEMBER 12, 2000  
NONPARTISAN

OFFICIAL RESULTS

RUN DATE: 09/20/00 10:01 AM

REPORT-EL30 PAGE 0438-02

0438 LAUREL

VOTES PERCENT

VOTES PERCENT

SCOTTSDALE QUESTION 1

SCOTTSDALE QUESTION 6

YES	. . . . .	136	58.12
NO	. . . . .	98	41.88
Over Votes	. . . . .	0	
Under Votes	. . . . .	16	

YES	. . . . .	126	53.85
NO	. . . . .	108	46.15
Over Votes	. . . . .	0	
Under Votes	. . . . .	16	

SCOTTSDALE QUESTION 2

SCOTTSDALE QUESTION 7

YES	. . . . .	125	54.11
NO	. . . . .	106	45.89
Over Votes	. . . . .	0	
Under Votes	. . . . .	19	

YES	. . . . .	128	55.17
NO	. . . . .	104	44.83
Over Votes	. . . . .	0	
Under Votes	. . . . .	18	

SCOTTSDALE QUESTION 3

SCOTTSDALE QUESTION 8

YES	. . . . .	114	49.14
NO	. . . . .	118	50.86
Over Votes	. . . . .	0	
Under Votes	. . . . .	18	

YES	. . . . .	94	40.87
NO	. . . . .	136	59.13
Over Votes	. . . . .	0	
Under Votes	. . . . .	20	

SCOTTSDALE QUESTION 4

SCOTTSDALE QUESTION 9

YES	. . . . .	93	41.15
NO	. . . . .	133	58.85
Over Votes	. . . . .	0	
Under Votes	. . . . .	24	

YES	. . . . .	65	28.89
NO	. . . . .	160	71.11
Over Votes	. . . . .	3	
Under Votes	. . . . .	22	

SCOTTSDALE QUESTION 5

YES	. . . . .	135	59.21
NO	. . . . .	93	40.79
Over Votes	. . . . .	0	
Under Votes	. . . . .	22	

PRECINCT REPORT

MARICOPA COUNTY  
PRIMARY ELECTION  
SEPTEMBER 12, 2000  
STATISTICS

RUN DATE: 09/20/00 10:01 AM

0438 LAUREL

VOTES PERCENT

REGISTERED VOTERS - SCOTTSDALE	. . . . .	971	100.00
BALLOTS CAST - SCOTTSDALE	. . . . .	250	100.00
VOTER TURNOUT - SCOTTSDALE	. . . . .		25.75

PRECINCT REPORT

MARICOPA COUNTY  
PRIMARY ELECTION  
SEPTEMBER 12, 2000  
NONPARTISAN

OFFICIAL RESULTS

RUN DATE:09/20/00 10:01 AM

REPORT-EL30

PAGE 0453-02

0453 LONE MOUNTAIN

VOTES PERCENT

VOTES PERCENT

SCOTTSDALE QUESTION 1

SCOTTSDALE QUESTION 6

YES . . . . . 0  
NO. . . . . 0  
Over Votes . . . . . 0  
Under Votes . . . . . 0

YES . . . . . 0  
NO. . . . . 0  
Over Votes . . . . . 0  
Under Votes . . . . . 0

SCOTTSDALE QUESTION 2

SCOTTSDALE QUESTION 7

YES . . . . . 0  
NO. . . . . 0  
Over Votes . . . . . 0  
Under Votes . . . . . 0

YES . . . . . 0  
NO. . . . . 0  
Over Votes . . . . . 0  
Under Votes . . . . . 0

SCOTTSDALE QUESTION 3

SCOTTSDALE QUESTION 8

YES . . . . . 0  
NO. . . . . 0  
Over Votes . . . . . 0  
Under Votes . . . . . 0

YES . . . . . 0  
NO. . . . . 0  
Over Votes . . . . . 0  
Under Votes . . . . . 0

SCOTTSDALE QUESTION 4

SCOTTSDALE QUESTION 9

YES . . . . . 0  
NO. . . . . 0  
Over Votes . . . . . 0  
Under Votes . . . . . 0

YES . . . . . 0  
NO. . . . . 0  
Over Votes . . . . . 0  
Under Votes . . . . . 0

SCOTTSDALE QUESTION 5

YES . . . . . 0  
NO. . . . . 0  
Over Votes . . . . . 0  
Under Votes . . . . . 0

PRECINCT REPORT

MARICOPA COUNTY  
PRIMARY ELECTION  
SEPTEMBER 12, 2000  
STATISTICS

RUN DATE:09/20/00 10:01 AM

0453 LONE MOUNTAIN

VOTES PERCENT

REGISTERED VOTERS - SCOTTSDALE . . . . . 1625 100.00  
BALLOTS CAST - SCOTTSDALE . . . . . 0

PRECINCT REPORT

MARICOPA COUNTY  
PRIMARY ELECTION  
SEPTEMBER 12, 2000  
NONPARTISAN

OFFICIAL RESULTS

RUN DATE: 09/20/00 10:01 AM

REPORT-EL30 PAGE 0459-02

0459 LUCAS

		VOTES	PERCENT
SCOTTSDALE QUESTION 1			
YES	.	88	61.11
NO.	.	56	38.89
Over Votes	.	0	
Under Votes	.	8	

		VOTES	PERCENT
SCOTTSDALE QUESTION 6			
YES	.	68	47.22
NO.	.	76	52.78
Over Votes	.	0	
Under Votes	.	8	

SCOTTSDALE QUESTION 2			
YES	.	77	53.10
NO.	.	68	46.90
Over Votes	.	1	
Under Votes	.	6	

SCOTTSDALE QUESTION 7			
YES	.	85	59.44
NO.	.	58	40.56
Over Votes	.	0	
Under Votes	.	9	

SCOTTSDALE QUESTION 3			
YES	.	78	54.93
NO.	.	64	45.07
Over Votes	.	0	
Under Votes	.	10	

SCOTTSDALE QUESTION 8			
YES	.	57	39.31
NO.	.	88	60.69
Over Votes	.	0	
Under Votes	.	7	

SCOTTSDALE QUESTION 4			
YES	.	66	45.83
NO.	.	78	54.17
Over Votes	.	0	
Under Votes	.	8	

SCOTTSDALE QUESTION 9			
YES	.	47	33.57
NO.	.	93	66.43
Over Votes	.	0	
Under Votes	.	12	

SCOTTSDALE QUESTION 5			
YES	.	91	62.76
NO.	.	54	37.24
Over Votes	.	0	
Under Votes	.	7	

PRECINCT REPORT

MARICOPA COUNTY  
PRIMARY ELECTION  
SEPTEMBER 12, 2000  
STATISTICS

RUN DATE: 09/20/00 10:01 AM

0459 LUCAS

	VOTES	PERCENT
REGISTERED VOTERS - SCOTTSDALE	540	100.00
BALLOTS CAST - SCOTTSDALE	152	100.00
VOTER TURNOUT - SCOTTSDALE	28.15	

PRECINCT REPORT

MARICOPA COUNTY  
PRIMARY ELECTION  
SEPTEMBER 12, 2000  
NONPARTISAN

OFFICIAL RESULTS

RUN DATE:09/20/00 10:01 AM

REPORT-EL30 PAGE 0469 02

0469 MALAPAI

VOTES PERCENT

VOTES PERCENT

SCOTTSDALE QUESTION 1

SCOTTSDALE QUESTION 6

YES . . . . . 245  
NO . . . . . 180  
Over Votes . . . . . 0  
Under Votes . . . . . 60

YES . . . . . 230  
NO . . . . . 185  
Over Votes . . . . . 0  
Under Votes . . . . . 70

SCOTTSDALE QUESTION 2

SCOTTSDALE QUESTION 7

YES . . . . . 269  
NO . . . . . 149  
Over Votes . . . . . 0  
Under Votes . . . . . 67

YES . . . . . 257  
NO . . . . . 160  
Over Votes . . . . . 0  
Under Votes . . . . . 68

SCOTTSDALE QUESTION 3

SCOTTSDALE QUESTION 8

YES . . . . . 200  
NO . . . . . 222  
Over Votes . . . . . 0  
Under Votes . . . . . 63

YES . . . . . 175  
NO . . . . . 233  
Over Votes . . . . . 0  
Under Votes . . . . . 77

SCOTTSDALE QUESTION 4

SCOTTSDALE QUESTION 9

YES . . . . . 185  
NO . . . . . 222  
Over Votes . . . . . 2  
Under Votes . . . . . 76

YES . . . . . 116  
NO . . . . . 300  
Over Votes . . . . . 4  
Under Votes . . . . . 65

SCOTTSDALE QUESTION 5

YES . . . . . 287  
NO . . . . . 127  
Over Votes . . . . . 0  
Under Votes . . . . . 71

PRECINCT REPORT

MARICOPA COUNTY  
PRIMARY ELECTION  
SEPTEMBER 12, 2000  
STATISTICS

RUN DATE:09/20/00 10:01 AM

0469 MALAPAI

VOTES PERCENT

REGISTERED VOTERS - SCOTTSDALE . . . . . 1227 100.00  
BALLOTS CAST - SCOTTSDALE . . . . . 485 100.00  
VOTER TURNOUT - SCOTTSDALE . . . . . 39.53

PRECINCT REPORT

MARICOPA COUNTY  
 PRIMARY ELECTION  
 SEPTEMBER 12, 2000  
 NONPARTISAN

OFFICIAL RESULTS

RUN DATE:09/20/00 10:01 AM

REPORT-EL30

PAGE 0474-02

0474 MARICOPA

VOTES PERCENT

VOTES PERCENT

SCOTTSDALE QUESTION 1		SCOTTSDALE QUESTION 6	
YES . . . . .	157	YES . . . . .	150
NO. . . . .	126	NO. . . . .	129
Over Votes . . . . .	1	Over Votes . . . . .	1
Under Votes . . . . .	27	Under Votes . . . . .	31

SCOTTSDALE QUESTION 2		SCOTTSDALE QUESTION 7	
YES . . . . .	159	YES . . . . .	170
NO. . . . .	125	NO. . . . .	113
Over Votes . . . . .	1	Over Votes . . . . .	0
Under Votes . . . . .	26	Under Votes . . . . .	28

SCOTTSDALE QUESTION 3		SCOTTSDALE QUESTION 8	
YES . . . . .	130	YES . . . . .	109
NO. . . . .	149	NO. . . . .	170
Over Votes . . . . .	1	Over Votes . . . . .	0
Under Votes . . . . .	31	Under Votes . . . . .	32

SCOTTSDALE QUESTION 4		SCOTTSDALE QUESTION 9	
YES . . . . .	110	YES . . . . .	66
NO. . . . .	166	NO. . . . .	213
Over Votes . . . . .	1	Over Votes . . . . .	1
Under Votes . . . . .	34	Under Votes . . . . .	31

SCOTTSDALE QUESTION 5	
YES . . . . .	167
NO. . . . .	112
Over Votes . . . . .	0
Under Votes . . . . .	32

PRECINCT REPORT

MARICOPA COUNTY  
 PRIMARY ELECTION  
 SEPTEMBER 12, 2000  
 STATISTICS

RUN DATE:09/20/00 10:01 AM

0474 MARICOPA

VOTES PERCENT

REGISTERED VOTERS - SCOTTSDALE . . . . .	1038	100.00
BALLOTS CAST - SCOTTSDALE . . . . .	311	100.00
VOTER TURNOUT - SCOTTSDALE. . . . .		29.96





PRECINCT REPORT

MARICOPA COUNTY  
PRIMARY ELECTION  
SEPTEMBER 12, 2000  
NONPARTISAN

OFFICIAL RESULTS

RUN DATE:09/20/00 10:01 AM

REPORT-EL30 PAGE 0482-02

0482 MCCORMICK WEST

VOTES PERCENT

VOTES PERCENT

SCOTTSDALE QUESTION 1

SCOTTSDALE QUESTION 6

YES . . . . . 280  
NO . . . . . 184  
Over Votes . . . . . 1  
Under Votes . . . . . 41

YES . . . . . 253  
NO . . . . . 214  
Over Votes . . . . . 0  
Under Votes . . . . . 39

SCOTTSDALE QUESTION 2

SCOTTSDALE QUESTION 7

YES . . . . . 295  
NO . . . . . 168  
Over Votes . . . . . 0  
Under Votes . . . . . 43

YES . . . . . 301  
NO . . . . . 168  
Over Votes . . . . . 0  
Under Votes . . . . . 37

SCOTTSDALE QUESTION 3

SCOTTSDALE QUESTION 8

YES . . . . . 251  
NO . . . . . 216  
Over Votes . . . . . 0  
Under Votes . . . . . 39

YES . . . . . 201  
NO . . . . . 258  
Over Votes . . . . . 0  
Under Votes . . . . . 47

SCOTTSDALE QUESTION 4

SCOTTSDALE QUESTION 9

YES . . . . . 229  
NO . . . . . 236  
Over Votes . . . . . 0  
Under Votes . . . . . 41

YES . . . . . 168  
NO . . . . . 288  
Over Votes . . . . . 0  
Under Votes . . . . . 50

SCOTTSDALE QUESTION 5

YES . . . . . 299  
NO . . . . . 160  
Over Votes . . . . . 0  
Under Votes . . . . . 47

PRECINCT REPORT

MARICOPA COUNTY  
PRIMARY ELECTION  
SEPTEMBER 12, 2000  
STATISTICS

RUN DATE:09/20/00 10:01 AM

0482 MCCORMICK WEST

	VOTES	PERCENT
REGISTERED VOTERS - SCOTTSDALE	1532	100.00
BALLOTS CAST - SCOTTSDALE	506	100.00
VOTER TURNOUT - SCOTTSDALE		33.03

PRECINCT REPORT

MARICOPA COUNTY  
PRIMARY ELECTION  
SEPTEMBER 12, 2000  
NONPARTISAN

OFFICIAL RESULTS

RUN DATE:09/20/00 10:01 AM

REPORT-EL30 PAGE 0483-02

0483 MCDONALD

	VOTES	PERCENT
SCOTTSDALE QUESTION 1		
YES . . . . .	118	61.14
NO. . . . .	75	38.86
Over Votes . . . . .	1	
Under Votes . . . . .	26	

	VOTES	PERCENT
SCOTTSDALE QUESTION 6		
YES . . . . .	104	53.61
NO. . . . .	90	46.39
Over Votes . . . . .	0	
Under Votes . . . . .	26	

SCOTTSDALE QUESTION 2		
YES . . . . .	116	60.73
NO. . . . .	75	39.27
Over Votes . . . . .	0	
Under Votes . . . . .	29	

SCOTTSDALE QUESTION 7		
YES . . . . .	128	65.98
NO. . . . .	66	34.02
Over Votes . . . . .	0	
Under Votes . . . . .	26	

SCOTTSDALE QUESTION 3		
YES . . . . .	115	59.28
NO. . . . .	79	40.72
Over Votes . . . . .	0	
Under Votes . . . . .	26	

SCOTTSDALE QUESTION 8		
YES . . . . .	89	46.84
NO. . . . .	101	53.16
Over Votes . . . . .	0	
Under Votes . . . . .	30	

SCOTTSDALE QUESTION 4		
YES . . . . .	95	50.53
NO. . . . .	93	49.47
Over Votes . . . . .	0	
Under Votes . . . . .	32	

SCOTTSDALE QUESTION 9		
YES . . . . .	77	40.74
NO. . . . .	112	59.26
Over Votes . . . . .	2	
Under Votes . . . . .	29	

SCOTTSDALE QUESTION 5		
YES . . . . .	118	62.77
NO. . . . .	70	37.23
Over Votes . . . . .	0	
Under Votes . . . . .	32	

PRECINCT REPORT

MARICOPA COUNTY  
PRIMARY ELECTION  
SEPTEMBER 12, 2000  
STATISTICS

RUN DATE:09/20/00 10:01 AM

0483 MCDONALD

	VOTES	PERCENT
REGISTERED VOTERS - SCOTTSDALE . . . . .	654	100.00
BALLOTS CAST - SCOTTSDALE . . . . .	220	100.00
VOTER TURNOUT - SCOTTSDALE. . . . .	33.64	

PRECINCT REPORT

MARICOPA COUNTY  
PRIMARY ELECTION  
SEPTEMBER 12, 2000  
NONPARTISAN

OFFICIAL RESULTS

RUN DATE:09/20/00 10:01 AM

REPORT-EL30 PAGE 0484-02

0484 MCKELLIPS PARK

VOTES PERCENT

VOTES PERCENT

SCOTTSDALE QUESTION 1

SCOTTSDALE QUESTION 6

YES . . . . . 144 57.37  
NO . . . . . 107 42.63  
Over Votes . . . . . 0  
Under Votes . . . . . 18

YES . . . . . 132 52.59  
NO . . . . . 119 47.41  
Over Votes . . . . . 0  
Under Votes . . . . . 18

SCOTTSDALE QUESTION 2

SCOTTSDALE QUESTION 7

YES . . . . . 132 53.01  
NO . . . . . 117 46.99  
Over Votes . . . . . 1  
Under Votes . . . . . 19

YES . . . . . 138 55.65  
NO . . . . . 110 44.35  
Over Votes . . . . . 0  
Under Votes . . . . . 21

SCOTTSDALE QUESTION 3

SCOTTSDALE QUESTION 8

YES . . . . . 93 36.90  
NO . . . . . 159 63.10  
Over Votes . . . . . 0  
Under Votes . . . . . 17

YES . . . . . 105 42.68  
NO . . . . . 141 57.32  
Over Votes . . . . . 0  
Under Votes . . . . . 23

SCOTTSDALE QUESTION 4

SCOTTSDALE QUESTION 9

YES . . . . . 108 43.37  
NO . . . . . 141 56.63  
Over Votes . . . . . 0  
Under Votes . . . . . 20

YES . . . . . 50 20.58  
NO . . . . . 193 79.42  
Over Votes . . . . . 4  
Under Votes . . . . . 22

SCOTTSDALE QUESTION 5

YES . . . . . 154 62.10  
NO . . . . . 94 37.90  
Over Votes . . . . . 0  
Under Votes . . . . . 21

PRECINCT REPORT

MARICOPA COUNTY  
PRIMARY ELECTION  
SEPTEMBER 12, 2000  
STATISTICS

RUN DATE:09/20/00 10:01 AM

0484 MCKELLIPS PARK

VOTES PERCENT

REGISTERED VOTERS - SCOTTSDALE . . . . . 992 100.00  
BALLOTS CAST - SCOTTSDALE . . . . . 269 100.00  
VOTER TURNOUT - SCOTTSDALE . . . . . 27.12

PRECINCT REPORT

MARICOPA COUNTY  
PRIMARY ELECTION  
SEPTEMBER 12, 2000  
NONPARTISAN

OFFICIAL RESULTS

RUN DATE:09/20/00 10:01 AM

REPORT-EL30

PAGE 0488-02

0488 MEADOW HILLS

VOTES PERCENT

VOTES PERCENT

SCOTTSDALE QUESTION 1

SCOTTSDALE QUESTION 6

YES . . . . . 168 61.09  
NO. . . . . 107 38.91  
Over Votes . . . . . 1  
Under Votes . . . . . 35

YES . . . . . 149 53.60  
NO. . . . . 129 46.40  
Over Votes . . . . . 1  
Under Votes . . . . . 32

SCOTTSDALE QUESTION 2

SCOTTSDALE QUESTION 7

YES . . . . . 161 57.71  
NO. . . . . 118 42.29  
Over Votes . . . . . 0  
Under Votes . . . . . 32

YES . . . . . 175 62.72  
NO. . . . . 104 37.28  
Over Votes . . . . . 1  
Under Votes . . . . . 31

SCOTTSDALE QUESTION 3

SCOTTSDALE QUESTION 8

YES . . . . . 151 54.91  
NO. . . . . 124 45.09  
Over Votes . . . . . 0  
Under Votes . . . . . 36

YES . . . . . 99 36.67  
NO. . . . . 171 63.33  
Over Votes . . . . . 0  
Under Votes . . . . . 41

SCOTTSDALE QUESTION 4

SCOTTSDALE QUESTION 9

YES . . . . . 116 42.96  
NO. . . . . 154 57.04  
Over Votes . . . . . 0  
Under Votes . . . . . 41

YES . . . . . 95 34.93  
NO. . . . . 177 65.07  
Over Votes . . . . . 0  
Under Votes . . . . . 39

SCOTTSDALE QUESTION 5

YES . . . . . 187 67.51  
NO. . . . . 90 32.49  
Over Votes . . . . . 0  
Under Votes . . . . . 34

PRECINCT REPORT

MARICOPA COUNTY  
PRIMARY ELECTION  
SEPTEMBER 12, 2000  
STATISTICS

RUN DATE:09/20/00 10:01 AM

0488 MEADOW HILLS

VOTES PERCENT

REGISTERED VOTERS - SCOTTSDALE . . . . . 1378 100.00  
BALLOTS CAST - SCOTTSDALE . . . . . 311 100.00  
VOTER TURNOUT - SCOTTSDALE . . . . . 22.57

PRECINCT REPORT

MARICOPA COUNTY  
PRIMARY ELECTION  
SEPTEMBER 12, 2000  
NONPARTISAN

OFFICIAL RESULTS

RUN DATE:09/20/00 10:01 AM

REPORT-EL30 PAGE 0618-02

0618 MOHAVE

VOTES PERCENT

VOTES PERCENT

SCOTTSDALE QUESTION 1

SCOTTSDALE QUESTION 6

YES . . . . . 237 54.99  
NO. . . . . 194 45.01  
Over Votes . . . . . 0  
Under Votes . . . . . 29

YES . . . . . 192 44.96  
NO. . . . . 235 55.04  
Over Votes . . . . . 0  
Under Votes . . . . . 33

SCOTTSDALE QUESTION 2

SCOTTSDALE QUESTION 7

YES . . . . . 233 54.82  
NO. . . . . 192 45.18  
Over Votes . . . . . 0  
Under Votes . . . . . 35

YES . . . . . 233 54.69  
NO. . . . . 193 45.31  
Over Votes . . . . . 0  
Under Votes . . . . . 34

SCOTTSDALE QUESTION 3

SCOTTSDALE QUESTION 8

YES . . . . . 195 45.88  
NO. . . . . 230 54.12  
Over Votes . . . . . 0  
Under Votes . . . . . 35

YES . . . . . 167 39.48  
NO. . . . . 256 60.52  
Over Votes . . . . . 1  
Under Votes . . . . . 36

SCOTTSDALE QUESTION 4

SCOTTSDALE QUESTION 9

YES . . . . . 170 40.38  
NO. . . . . 251 59.62  
Over Votes . . . . . 0  
Under Votes . . . . . 39

YES . . . . . 111 26.56  
NO. . . . . 307 73.44  
Over Votes . . . . . 0  
Under Votes . . . . . 42

SCOTTSDALE QUESTION 5

YES . . . . . 241 57.24  
NO. . . . . 180 42.76  
Over Votes . . . . . 0  
Under Votes . . . . . 39

PRECINCT REPORT

MARICOPA COUNTY  
PRIMARY ELECTION  
SEPTEMBER 12, 2000  
STATISTICS

RUN DATE:09/20/00 10:01 AM

0618 MOHAVE

VOTES PERCENT

REGISTERED VOTERS - SCOTTSDALE . . . . . 1536 100.00  
BALLOTS CAST - SCOTTSDALE . . . . . 460 100.00  
VOTER TURNOUT - SCOTTSDALE. . . . . 29.95

PRECINCT REPORT

MARICOPA COUNTY  
PRIMARY ELECTION  
SEPTEMBER 12, 2000  
NONPARTISAN

OFFICIAL RESULTS

RUN DATE:09/20/00 10:01 AM

REPORT-EL30 PAGE 0630-02

0630 MOONSET

	VOTES	PERCENT
SCOTTSDALE QUESTION 1		
YES . . . . .	102	57.63
NO. . . . .	75	42.37
Over Votes . . . . .	0	
Under Votes . . . . .	14	

	VOTES	PERCENT
SCOTTSDALE QUESTION 6		
YES . . . . .	82	46.86
NO. . . . .	93	53.14
Over Votes . . . . .	1	
Under Votes . . . . .	15	

SCOTTSDALE QUESTION 2		
YES . . . . .	87	48.88
NO. . . . .	91	51.12
Over Votes . . . . .	0	
Under Votes . . . . .	13	

SCOTTSDALE QUESTION 7		
YES . . . . .	103	58.52
NO. . . . .	73	41.48
Over Votes . . . . .	1	
Under Votes . . . . .	14	

SCOTTSDALE QUESTION 3		
YES . . . . .	91	51.12
NO. . . . .	87	48.88
Over Votes . . . . .	0	
Under Votes . . . . .	13	

SCOTTSDALE QUESTION 8		
YES . . . . .	74	42.53
NO. . . . .	100	57.47
Over Votes . . . . .	0	
Under Votes . . . . .	17	

SCOTTSDALE QUESTION 4		
YES . . . . .	77	44.00
NO. . . . .	98	56.00
Over Votes . . . . .	0	
Under Votes . . . . .	16	

SCOTTSDALE QUESTION 9		
YES . . . . .	69	39.43
NO. . . . .	106	60.57
Over Votes . . . . .	1	
Under Votes . . . . .	15	

SCOTTSDALE QUESTION 5		
YES . . . . .	106	60.57
NO. . . . .	69	39.43
Over Votes . . . . .	0	
Under Votes . . . . .	16	

PRECINCT REPORT

MARICOPA COUNTY  
PRIMARY ELECTION  
SEPTEMBER 12, 2000  
STATISTICS

RUN DATE:09/20/00 10:01 AM

0630 MOONSET

	VOTES	PERCENT
REGISTERED VOTERS - SCOTTSDALE . . . . .	836	100.00
BALLOTS CAST - SCOTTSDALE . . . . .	191	100.00
VOTER TURNOUT - SCOTTSDALE. . . . .	22.85	

PRECINCT REPORT

MARICOPA COUNTY  
PRIMARY ELECTION  
SEPTEMBER 12, 2000  
NONPARTISAN

OFFICIAL RESULTS

RUN DATE:09/20/00 10:01 AM

REPORT-EL30

PAGE 0636-02

0636 MOUNTAIN VISTA

VOTES PERCENT

VOTES PERCENT

SCOTTSDALE QUESTION 1

SCOTTSDALE QUESTION 6

YES . . . . . 230 56.23  
NO. . . . . 179 43.77  
Over Votes . . . . . 1  
Under Votes . . . . . 43

YES . . . . . 173 43.25  
NO. . . . . 227 56.75  
Over Votes . . . . . 2  
Under Votes . . . . . 51

SCOTTSDALE QUESTION 2

SCOTTSDALE QUESTION 7

YES . . . . . 215 53.22  
NO. . . . . 189 46.78  
Over Votes . . . . . 2  
Under Votes . . . . . 47

YES . . . . . 233 57.82  
NO. . . . . 170 42.18  
Over Votes . . . . . 0  
Under Votes . . . . . 50

SCOTTSDALE QUESTION 3

SCOTTSDALE QUESTION 8

YES . . . . . 184 45.66  
NO. . . . . 219 54.34  
Over Votes . . . . . 0  
Under Votes . . . . . 50

YES . . . . . 148 37.28  
NO. . . . . 249 62.72  
Over Votes . . . . . 0  
Under Votes . . . . . 56

SCOTTSDALE QUESTION 4

SCOTTSDALE QUESTION 9

YES . . . . . 170 42.39  
NO. . . . . 231 57.61  
Over Votes . . . . . 0  
Under Votes . . . . . 52

YES . . . . . 123 30.83  
NO. . . . . 276 69.17  
Over Votes . . . . . 0  
Under Votes . . . . . 54

SCOTTSDALE QUESTION 5

YES . . . . . 230 57.21  
NO. . . . . 172 42.79  
Over Votes . . . . . 0  
Under Votes . . . . . 51

PRECINCT REPORT

MARICOPA COUNTY  
PRIMARY ELECTION  
SEPTEMBER 12, 2000  
STATISTICS

RUN DATE:09/20/00 10:01 AM

0636 MOUNTAIN VISTA

REGISTERED VOTERS - SCOTTSDALE . . . . . 1498 100.00  
BALLOTS CAST - SCOTTSDALE . . . . . 453 100.00  
VOTER TURNOUT - SCOTTSDALE. . . . . 30.24

VOTES PERCENT

OFFICIAL RESULTS

MARICOPA COUNTY  
PRIMARY ELECTION  
SEPTEMBER 12, 2000  
NONPARTISAN

PRECINCT REPORT

REPORT-EL30 PAGE 0637-02

RUN DATE:09/20/00 10:01 AM

0637 MOUNTAINSIDE

VOTES PERCENT

VOTES PERCENT

SCOTTSDALE QUESTION 1

YES	. . . . .	286	67.45
NO.	. . . . .	138	32.55
Over Votes	. . . . .	1	
Under Votes	. . . . .	28	

SCOTTSDALE QUESTION 6

YES	. . . . .	215	50.71
NO.	. . . . .	209	49.29
Over Votes	. . . . .	0	
Under Votes	. . . . .	29	

SCOTTSDALE QUESTION 2

YES	. . . . .	269	64.05
NO.	. . . . .	151	35.95
Over Votes	. . . . .	0	
Under Votes	. . . . .	33	

SCOTTSDALE QUESTION 7

YES	. . . . .	279	66.91
NO.	. . . . .	138	33.09
Over Votes	. . . . .	0	
Under Votes	. . . . .	36	

SCOTTSDALE QUESTION 3

YES	. . . . .	258	60.99
NO.	. . . . .	165	39.01
Over Votes	. . . . .	0	
Under Votes	. . . . .	30	

SCOTTSDALE QUESTION 8

YES	. . . . .	175	42.58
NO.	. . . . .	236	57.42
Over Votes	. . . . .	0	
Under Votes	. . . . .	42	

SCOTTSDALE QUESTION 4

YES	. . . . .	206	49.52
NO.	. . . . .	210	50.48
Over Votes	. . . . .	0	
Under Votes	. . . . .	37	

SCOTTSDALE QUESTION 9

YES	. . . . .	155	38.08
NO.	. . . . .	252	61.92
Over Votes	. . . . .	0	
Under Votes	. . . . .	46	

SCOTTSDALE QUESTION 5

YES	. . . . .	279	66.75
NO.	. . . . .	139	33.25
Over Votes	. . . . .	0	
Under Votes	. . . . .	35	

PRECINCT REPORT

MARICOPA COUNTY  
PRIMARY ELECTION  
SEPTEMBER 12, 2000  
STATISTICS

RUN DATE:09/20/00 10:01 AM

0637 MOUNTAINSIDE

VOTES	PERCENT
REGISTERED VOTERS - SCOTTSDALE	. . . . . 1772 100.00
BALLOTS CAST - SCOTTSDALE	. . . . . 453 100.00
VOTER TURNOUT - SCOTTSDALE	. . . . . 25.56



PRECINCT REPORT

MARICOPA COUNTY  
PRIMARY ELECTION  
SEPTEMBER 12, 2000  
NONPARTISAN

OFFICIAL RESULTS

RUN DATE: 09/20/00 10:01 AM

REPORT-EL30 PAGE 0641-02

0641 MUSTANG

VOTES PERCENT

VOTES PERCENT

SCOTTSDALE QUESTION 1

YES . . . . . 175 63.64  
NO . . . . . 100 36.36  
Over Votes . . . . . 0  
Under Votes . . . . . 22

SCOTTSDALE QUESTION 6

YES . . . . . 128 46.38  
NO . . . . . 148 53.62  
Over Votes . . . . . 0  
Under Votes . . . . . 21

SCOTTSDALE QUESTION 2

YES . . . . . 165 61.11  
NO . . . . . 105 38.89  
Over Votes . . . . . 2  
Under Votes . . . . . 25

SCOTTSDALE QUESTION 7

YES . . . . . 183 67.03  
NO . . . . . 90 32.97  
Over Votes . . . . . 0  
Under Votes . . . . . 24

SCOTTSDALE QUESTION 3

YES . . . . . 158 58.09  
NO . . . . . 114 41.91  
Over Votes . . . . . 0  
Under Votes . . . . . 25

SCOTTSDALE QUESTION 8

YES . . . . . 121 45.15  
NO . . . . . 147 54.85  
Over Votes . . . . . 0  
Under Votes . . . . . 29

SCOTTSDALE QUESTION 4

YES . . . . . 143 52.77  
NO . . . . . 128 47.23  
Over Votes . . . . . 0  
Under Votes . . . . . 26

SCOTTSDALE QUESTION 9

YES . . . . . 103 37.73  
NO . . . . . 170 62.27  
Over Votes . . . . . 0  
Under Votes . . . . . 24

SCOTTSDALE QUESTION 5

YES . . . . . 172 63.01  
NO . . . . . 101 37.01  
Over Votes . . . . . 0  
Under Votes . . . . . 24

PRECINCT REPORT

MARICOPA COUNTY  
PRIMARY ELECTION  
SEPTEMBER 12, 2000  
STATISTICS

RUN DATE: 09/20/00 10:01 AM

0641 MUSTANG

VOTES PERCENT

REGISTERED VOTERS - SCOTTSDALE . . . . . 1179 100.00  
BALLOTS CAST - SCOTTSDALE . . . . . 297 100.00  
VOTER TURNOUT - SCOTTSDALE . . . . . 25.19

PRECINCT REPORT

MARICOPA COUNTY  
PRIMARY ELECTION  
SEPTEMBER 12, 2000  
NONPARTISAN

OFFICIAL RESULTS

RUN DATE:09/20/00 10:01 AM

REPORT-EL30 PAGE 0643-02

0643 NAVAJO

VOTES PERCENT

VOTES PERCENT

SCOTTSDALE QUESTION 1

SCOTTSDALE QUESTION 6

YES . . . . . 161  
NO. . . . . 115  
Over Votes . . . . . 0  
Under Votes . . . . . 28

YES . . . . . 149  
NO. . . . . 123  
Over Votes . . . . . 1  
Under Votes . . . . . 31

SCOTTSDALE QUESTION 2

SCOTTSDALE QUESTION 7

YES . . . . . 158  
NO. . . . . 116  
Over Votes . . . . . 0  
Under Votes . . . . . 30

YES . . . . . 158  
NO. . . . . 116  
Over Votes . . . . . 0  
Under Votes . . . . . 30

SCOTTSDALE QUESTION 3

SCOTTSDALE QUESTION 8

YES . . . . . 131  
NO. . . . . 144  
Over Votes . . . . . 0  
Under Votes . . . . . 29

YES . . . . . 127  
NO. . . . . 147  
Over Votes . . . . . 0  
Under Votes . . . . . 30

SCOTTSDALE QUESTION 4

SCOTTSDALE QUESTION 9

YES . . . . . 116  
NO. . . . . 153  
Over Votes . . . . . 1  
Under Votes . . . . . 34

YES . . . . . 86  
NO. . . . . 186  
Over Votes . . . . . 0  
Under Votes . . . . . 32

SCOTTSDALE QUESTION 5

YES . . . . . 176  
NO. . . . . 96  
Over Votes . . . . . 1  
Under Votes . . . . . 31

PRECINCT REPORT

MARICOPA COUNTY  
PRIMARY ELECTION  
SEPTEMBER 12, 2000  
STATISTICS

RUN DATE:09/20/00 10:01 AM

0643 NAVAJO

VOTES PERCENT

REGISTERED VOTERS - SCOTTSDALE . . . . . 796  
BALLOTS CAST - SCOTTSDALE . . . . . 304  
VOTER TURNOUT - SCOTTSDALE. . . . . 38.19

VOTES PERCENT  
100.00  
100.00  
38.19

PRECINCT REPORT

MARICOPA COUNTY  
PRIMARY ELECTION  
SEPTEMBER 12, 2000  
NONPARTISAN

OFFICIAL RESULTS

RUN DATE:09/20/00 10:01 AM

REPORT-EL30 PAGE 0664-02

0664 ORANGE

VOTES PERCENT

VOTES PERCENT

SCOTTSDALE QUESTION 1

YES . . . . . 194 61.01  
NO. . . . . 124 38.99  
Over Votes . . . . . 2  
Under Votes . . . . . 25

SCOTTSDALE QUESTION 6

YES . . . . . 172 55.31  
NO. . . . . 139 44.69  
Over Votes . . . . . 0  
Under Votes . . . . . 34

SCOTTSDALE QUESTION 2

YES . . . . . 174 54.72  
NO. . . . . 144 45.28  
Over Votes . . . . . 0  
Under Votes . . . . . 27

SCOTTSDALE QUESTION 7

YES . . . . . 181 57.83  
NO. . . . . 132 42.17  
Over Votes . . . . . 0  
Under Votes . . . . . 32

SCOTTSDALE QUESTION 3

YES . . . . . 146 46.06  
NO. . . . . 171 53.94  
Over Votes . . . . . 0  
Under Votes . . . . . 28

SCOTTSDALE QUESTION 8

YES . . . . . 125 41.12  
NO. . . . . 179 58.88  
Over Votes . . . . . 1  
Under Votes . . . . . 40

SCOTTSDALE QUESTION 4

YES . . . . . 127 40.58  
NO. . . . . 186 59.42  
Over Votes . . . . . 0  
Under Votes . . . . . 32

SCOTTSDALE QUESTION 9

YES . . . . . 78 25.74  
NO. . . . . 225 74.26  
Over Votes . . . . . 1  
Under Votes . . . . . 41

SCOTTSDALE QUESTION 5

YES . . . . . 199 63.17  
NO. . . . . 116 36.83  
Over Votes . . . . . 0  
Under Votes . . . . . 30

PRECINCT REPORT

MARICOPA COUNTY  
PRIMARY ELECTION  
SEPTEMBER 12, 2000  
STATISTICS

RUN DATE:09/20/00 10:01 AM

0664 ORANGE

VOTES PERCENT

REGISTERED VOTERS - SCOTTSDALE . . . . . 852 100.00  
BALLOTS CAST - SCOTTSDALE . . . . . 345 100.00  
VOTER TURNOUT - SCOTTSDALE . . . . . 40.49

PRECINCT REPORT

MARICOPA COUNTY  
PRIMARY ELECTION  
SEPTEMBER 12, 2000  
NONPARTISAN

OFFICIAL RESULTS

RUN DATE:09/20/00 10:01 AM

REPORT-EL30 PAGE 0665-02

0665 ORANGE TREE

	VOTES	PERCENT
SCOTTSDALE QUESTION 1		
YES . . . . .	14	32.56
NO. . . . .	29	67.44
Over Votes . . . . .	0	
Under Votes . . . . .	3	

	VOTES	PERCENT
SCOTTSDALE QUESTION 6		
YES . . . . .	23	52.27
NO. . . . .	21	47.73
Over Votes . . . . .	0	
Under Votes . . . . .	2	

SCOTTSDALE QUESTION 2		
YES . . . . .	18	40.91
NO. . . . .	26	59.09
Over Votes . . . . .	0	
Under Votes . . . . .	2	

SCOTTSDALE QUESTION 7		
YES . . . . .	17	38.64
NO. . . . .	27	61.36
Over Votes . . . . .	0	
Under Votes . . . . .	2	

SCOTTSDALE QUESTION 3		
YES . . . . .	22	50.00
NO. . . . .	22	50.00
Over Votes . . . . .	0	
Under Votes . . . . .	2	

SCOTTSDALE QUESTION 8		
YES . . . . .	12	27.27
NO. . . . .	32	72.73
Over Votes . . . . .	0	
Under Votes . . . . .	2	

SCOTTSDALE QUESTION 4		
YES . . . . .	14	32.56
NO. . . . .	29	67.44
Over Votes . . . . .	0	
Under Votes . . . . .	3	

SCOTTSDALE QUESTION 9		
YES . . . . .	13	29.55
NO. . . . .	31	70.45
Over Votes . . . . .	0	
Under Votes . . . . .	2	

SCOTTSDALE QUESTION 5		
YES . . . . .	20	46.51
NO. . . . .	23	53.49
Over Votes . . . . .	0	
Under Votes . . . . .	3	

PRECINCT REPORT

MARICOPA COUNTY  
PRIMARY ELECTION  
SEPTEMBER 12, 2000  
STATISTICS

RUN DATE:09/20/00 10:01 AM

0665 ORANGE TREE

	VOTES	PERCENT
REGISTERED VOTERS - SCOTTSDALE . . . . .	1060	100.00
BALLOTS CAST - SCOTTSDALE . . . . .	46	100.00
VOTER TURNOUT - SCOTTSDALE. . . . .		4.34

PRECINCT REPORT

MARICOPA COUNTY  
PRIMARY ELECTION  
SEPTEMBER 12, 2000  
NONPARTISAN

OFFICIAL RESULTS

RUN DATE:09/20/00 10:01 AM

REPORT-EL30

PAGE 0671-02

0671 PAIUTE

VOTES PERCENT

VOTES PERCENT

SCOTTSDALE QUESTION 1

SCOTTSDALE QUESTION 6

YES . . . . . 135  
NO . . . . . 73  
Over Votes . . . . . 0  
Under Votes . . . . . 20

YES . . . . . 100  
NO . . . . . 107  
Over Votes . . . . . 0  
Under Votes . . . . . 21

SCOTTSDALE QUESTION 2

SCOTTSDALE QUESTION 7

YES . . . . . 135  
NO . . . . . 70  
Over Votes . . . . . 0  
Under Votes . . . . . 23

YES . . . . . 126  
NO . . . . . 79  
Over Votes . . . . . 0  
Under Votes . . . . . 23

SCOTTSDALE QUESTION 3

SCOTTSDALE QUESTION 8

YES . . . . . 93  
NO . . . . . 108  
Over Votes . . . . . 0  
Under Votes . . . . . 27

YES . . . . . 119  
NO . . . . . 85  
Over Votes . . . . . 0  
Under Votes . . . . . 24

SCOTTSDALE QUESTION 4

SCOTTSDALE QUESTION 9

YES . . . . . 98  
NO . . . . . 107  
Over Votes . . . . . 0  
Under Votes . . . . . 23

YES . . . . . 60  
NO . . . . . 141  
Over Votes . . . . . 0  
Under Votes . . . . . 27

SCOTTSDALE QUESTION 5

YES . . . . . 133  
NO . . . . . 71  
Over Votes . . . . . 0  
Under Votes . . . . . 24

YES . . . . . 65.20  
NO . . . . . 34.80

PRECINCT REPORT

MARICOPA COUNTY  
PRIMARY ELECTION  
SEPTEMBER 12, 2000  
STATISTICS

RUN DATE:09/20/00 10:01 AM

0671 PAIUTE

VOTES PERCENT

REGISTERED VOTERS - SCOTTSDALE . . . . . 895  
BALLOTS CAST - SCOTTSDALE . . . . . 228  
VOTER TURNOUT - SCOTTSDALE . . . . . 25.47

PRECINCT REPORT

MARICOPA COUNTY  
PRIMARY ELECTION  
SEPTEMBER 12, 2000  
NONPARTISAN

OFFICIAL RESULTS

RUN DATE:09/20/00 10:01 AM

REPORT-EL30 PAGE 0686-02

0686 PARK MEADOWS

VOTES PERCENT

VOTES PERCENT

SCOTTSDALE QUESTION 1

SCOTTSDALE QUESTION 6

YES . . . . . 169  
NO . . . . . 112  
Over Votes . . . . . 0  
Under Votes . . . . . 22

YES . . . . . 123  
NO . . . . . 149  
Over Votes . . . . . 1  
Under Votes . . . . . 30

SCOTTSDALE QUESTION 2

SCOTTSDALE QUESTION 7

YES . . . . . 162  
NO . . . . . 117  
Over Votes . . . . . 0  
Under Votes . . . . . 24

YES . . . . . 170  
NO . . . . . 109  
Over Votes . . . . . 0  
Under Votes . . . . . 24

SCOTTSDALE QUESTION 3

SCOTTSDALE QUESTION 8

YES . . . . . 155  
NO . . . . . 123  
Over Votes . . . . . 0  
Under Votes . . . . . 25

YES . . . . . 96  
NO . . . . . 179  
Over Votes . . . . . 0  
Under Votes . . . . . 28

SCOTTSDALE QUESTION 4

SCOTTSDALE QUESTION 9

YES . . . . . 104  
NO . . . . . 169  
Over Votes . . . . . 0  
Under Votes . . . . . 30

YES . . . . . 107  
NO . . . . . 169  
Over Votes . . . . . 0  
Under Votes . . . . . 27

SCOTTSDALE QUESTION 5

YES . . . . . 159  
NO . . . . . 111  
Over Votes . . . . . 1  
Under Votes . . . . . 32

PRECINCT REPORT

MARICOPA COUNTY  
PRIMARY ELECTION  
SEPTEMBER 12, 2000  
STATISTICS

RUN DATE:09/20/00 10:01 AM

0686 PARK MEADOWS

VOTES PERCENT

REGISTERED VOTERS - SCOTTSDALE . . . . . 1033  
BALLOTS CAST - SCOTTSDALE . . . . . 303  
VOTER TURNOUT - SCOTTSDALE . . . . . 29.33

PRECINCT REPORT

MARICOPA COUNTY  
PRIMARY ELECTION  
SEPTEMBER 12, 2000  
NONPARTISAN

OFFICIAL RESULTS

RUN DATE:09/20/00 10:01 AM

REPORT-EL30 PAGE 0690-02

0690 PEAK VIEW

VOTES PERCENT

VOTES PERCENT

SCOTTSDALE QUESTION 1

SCOTTSDALE QUESTION 6

YES . . . . . 85  
NO. . . . . 69  
Over Votes . . . . . 0  
Under Votes . . . . . 17

YES . . . . . 80  
NO. . . . . 72  
Over Votes . . . . . 2  
Under Votes . . . . . 17

SCOTTSDALE QUESTION 2

SCOTTSDALE QUESTION 7

YES . . . . . 54  
NO. . . . . 101  
Over Votes . . . . . 0  
Under Votes . . . . . 16

YES . . . . . 77  
NO. . . . . 77  
Over Votes . . . . . 0  
Under Votes . . . . . 17

SCOTTSDALE QUESTION 3

SCOTTSDALE QUESTION 8

YES . . . . . 112  
NO. . . . . 44  
Over Votes . . . . . 0  
Under Votes . . . . . 15

YES . . . . . 45  
NO. . . . . 104  
Over Votes . . . . . 0  
Under Votes . . . . . 22

SCOTTSDALE QUESTION 4

SCOTTSDALE QUESTION 9

YES . . . . . 50  
NO. . . . . 100  
Over Votes . . . . . 1  
Under Votes . . . . . 20

YES . . . . . 53  
NO. . . . . 97  
Over Votes . . . . . 0  
Under Votes . . . . . 21

SCOTTSDALE QUESTION 5

YES . . . . . 82  
NO. . . . . 67  
Over Votes . . . . . 0  
Under Votes . . . . . 22

PRECINCT REPORT

MARICOPA COUNTY  
PRIMARY ELECTION  
SEPTEMBER 12, 2000  
STATISTICS

RUN DATE:09/20/00 10:01 AM

0690 PEAK VIEW

VOTES PERCENT

REGISTERED VOTERS - SCOTTSDALE . . . . . 1374 100.00  
BALLOTS CAST - SCOTTSDALE . . . . . 171 100.00  
VOTER TURNOUT - SCOTTSDALE. . . . . 12.45

PRECINCT REPORT

MARICOPA COUNTY  
PRIMARY ELECTION  
SEPTEMBER 12, 2000  
NONPARTISAN

OFFICIAL RESULTS

RUN DATE:09/20/00 10:01 AM

REPORT-EL30 PAGE 0693-02

0693 PECOS

VOTES PERCENT

VOTES PERCENT

SCOTTSDALE QUESTION 1

YES . . . . . 185 59.11  
NO. . . . . 128 40.89  
Over Votes . . . . . 0  
Under Votes . . . . . 21

SCOTTSDALE QUESTION 6

YES . . . . . 175 57.00  
NO. . . . . 132 43.00  
Over Votes . . . . . 0  
Under Votes . . . . . 27

SCOTTSDALE QUESTION 2

YES . . . . . 193 61.86  
NO. . . . . 119 38.14  
Over Votes . . . . . 0  
Under Votes . . . . . 22

SCOTTSDALE QUESTION 7

YES . . . . . 181 58.58  
NO. . . . . 128 41.42  
Over Votes . . . . . 0  
Under Votes . . . . . 25

SCOTTSDALE QUESTION 3

YES . . . . . 143 46.43  
NO. . . . . 165 53.57  
Over Votes . . . . . 0  
Under Votes . . . . . 26

SCOTTSDALE QUESTION 8

YES . . . . . 127 41.64  
NO. . . . . 178 58.36  
Over Votes . . . . . 0  
Under Votes . . . . . 29

SCOTTSDALE QUESTION 4

YES . . . . . 142 46.56  
NO. . . . . 163 53.44  
Over Votes . . . . . 0  
Under Votes . . . . . 29

SCOTTSDALE QUESTION 9

YES . . . . . 89 30.17  
NO. . . . . 206 69.83  
Over Votes . . . . . 0  
Under Votes . . . . . 39

SCOTTSDALE QUESTION 5

YES . . . . . 204 66.67  
NO. . . . . 102 33.33  
Over Votes . . . . . 1  
Under Votes . . . . . 27

PRECINCT REPORT

MARICOPA COUNTY  
PRIMARY ELECTION  
SEPTEMBER 12, 2000  
STATISTICS

RUN DATE:09/20/00 10:01 AM

0693 PECOS

VOTES PERCENT

REGISTERED VOTERS - SCOTTSDALE . . . . . 777 100.00  
BALLOTS CAST - SCOTTSDALE . . . . . 334 100.00  
VOTER TURNOUT - SCOTTSDALE. . . . . 42.99



PRECINCT REPORT

MARICOPA COUNTY  
PRIMARY ELECTION  
SEPTEMBER 12, 2000  
NONPARTISAN

OFFICIAL RESULTS

RUN DATE:09/20/00 10:01 AM

REPORT-EL30 PAGE 0706-02

0706 PEPPERTREE

VOTES PERCENT VOTES PERCENT

SCOTTSDALE QUESTION 1

YES . . . . . 158 55.83  
NO. . . . . 125 44.17  
Over Votes . . . . . 1  
Under Votes . . . . . 28

SCOTTSDALE QUESTION 6

YES . . . . . 137 48.58  
NO. . . . . 145 51.42  
Over Votes . . . . . 0  
Under Votes . . . . . 30

SCOTTSDALE QUESTION 2

YES . . . . . 154 54.42  
NO. . . . . 129 45.58  
Over Votes . . . . . 0  
Under Votes . . . . . 29

SCOTTSDALE QUESTION 7

YES . . . . . 167 58.80  
NO. . . . . 117 41.20  
Over Votes . . . . . 0  
Under Votes . . . . . 28

SCOTTSDALE QUESTION 3

YES . . . . . 138 48.08  
NO. . . . . 149 51.92  
Over Votes . . . . . 0  
Under Votes . . . . . 25

SCOTTSDALE QUESTION 8

YES . . . . . 109 38.79  
NO. . . . . 172 61.21  
Over Votes . . . . . 0  
Under Votes . . . . . 31

SCOTTSDALE QUESTION 4

YES . . . . . 120 42.25  
NO. . . . . 164 57.75  
Over Votes . . . . . 0  
Under Votes . . . . . 28

SCOTTSDALE QUESTION 9

YES . . . . . 74 26.81  
NO. . . . . 202 73.19  
Over Votes . . . . . 1  
Under Votes . . . . . 35

SCOTTSDALE QUESTION 5

YES . . . . . 163 58.21  
NO. . . . . 117 41.79  
Over Votes . . . . . 0  
Under Votes . . . . . 32

PRECINCT REPORT

MARICOPA COUNTY  
PRIMARY ELECTION  
SEPTEMBER 12, 2000  
STATISTICS

RUN DATE:09/20/00 10:01 AM

0706 PEPPERTREE

REGISTERED VOTERS - SCOTTSDALE . . . . . 1046 100.00  
BALLOTS CAST - SCOTTSDALE . . . . . 312 100.00  
VOTER TURNOUT - SCOTTSDALE . . . . . 29.83

PRECINCT REPORT

MARICOPA COUNTY  
PRIMARY ELECTION  
SEPTEMBER 12, 2000  
NONPARTISAN

OFFICIAL RESULTS

RUN DATE:09/20/00 10:01 AM

REPORT-EL30

PAGE 0261-02

0261 EXETER

VOTES PERCENT

VOTES PERCENT

SCOTTSDALE QUESTION 1

SCOTTSDALE QUESTION 6

YES . . . . . 126 58.33  
NO . . . . . 90 41.67  
Over Votes . . . . . 2  
Under Votes . . . . . 10

YES . . . . . 100 47.39  
NO . . . . . 111 52.61  
Over Votes . . . . . 2  
Under Votes . . . . . 15

SCOTTSDALE QUESTION 2

SCOTTSDALE QUESTION 7

YES . . . . . 129 59.17  
NO . . . . . 89 40.83  
Over Votes . . . . . 0  
Under Votes . . . . . 10

YES . . . . . 128 59.53  
NO . . . . . 87 40.47  
Over Votes . . . . . 0  
Under Votes . . . . . 13

SCOTTSDALE QUESTION 3

SCOTTSDALE QUESTION 8

YES . . . . . 105 48.84  
NO . . . . . 110 51.16  
Over Votes . . . . . 0  
Under Votes . . . . . 13

YES . . . . . 96 45.50  
NO . . . . . 115 54.50  
Over Votes . . . . . 3  
Under Votes . . . . . 14

SCOTTSDALE QUESTION 4

SCOTTSDALE QUESTION 9

YES . . . . . 112 52.83  
NO . . . . . 100 47.17  
Over Votes . . . . . 0  
Under Votes . . . . . 16

YES . . . . . 68 31.78  
NO . . . . . 146 68.22  
Over Votes . . . . . 0  
Under Votes . . . . . 14

SCOTTSDALE QUESTION 5

YES . . . . . 131 61.79  
NO . . . . . 81 38.21  
Over Votes . . . . . 0  
Under Votes . . . . . 16

PRECINCT REPORT

MARICOPA COUNTY  
PRIMARY ELECTION  
SEPTEMBER 12, 2000  
STATISTICS

RUN DATE:09/20/00 10:01 AM

0261 EXETER

VOTES PERCENT

REGISTERED VOTERS - SCOTTSDALE . . . . . 705 100.00  
BALLOTS CAST - SCOTTSDALE . . . . . 228 100.00  
VOTER TURNOUT - SCOTTSDALE. . . . . 32.34

PRECINCT REPORT

MARICOPA COUNTY  
PRIMARY ELECTION  
SEPTEMBER 12, 2000  
NONPARTISAN

OFFICIAL RESULTS

RUN DATE:09/20/00 10:01 AM

REPORT-EL30 PAGE 0347-02

0347 GRACE

SCOTTSDALE QUESTION 1

YES . . . . . 158 56.03  
NO. . . . . 124 43.97  
Over Votes . . . . . 0  
Under Votes . . . . . 23

VOTES PERCENT

SCOTTSDALE QUESTION 6

YES . . . . . 139 49.47  
NO. . . . . 142 50.53  
Over Votes . . . . . 0  
Under Votes . . . . . 24

VOTES PERCENT

SCOTTSDALE QUESTION 2

YES . . . . . 141 50.18  
NO. . . . . 140 49.82  
Over Votes . . . . . 0  
Under Votes . . . . . 24

SCOTTSDALE QUESTION 7

YES . . . . . 156 55.71  
NO. . . . . 124 44.29  
Over Votes . . . . . 0  
Under Votes . . . . . 25

SCOTTSDALE QUESTION 3

YES . . . . . 121 43.37  
NO. . . . . 158 56.63  
Over Votes . . . . . 1  
Under Votes . . . . . 25

SCOTTSDALE QUESTION 8

YES . . . . . 110 39.29  
NO. . . . . 170 60.71  
Over Votes . . . . . 0  
Under Votes . . . . . 25

SCOTTSDALE QUESTION 4

YES . . . . . 115 41.37  
NO. . . . . 163 58.63  
Over Votes . . . . . 0  
Under Votes . . . . . 27

SCOTTSDALE QUESTION 9

YES . . . . . 65 23.81  
NO. . . . . 208 76.19  
Over Votes . . . . . 3  
Under Votes . . . . . 29

SCOTTSDALE QUESTION 5

YES . . . . . 156 56.73  
NO. . . . . 119 43.27  
Over Votes . . . . . 0  
Under Votes . . . . . 30

PRECINCT REPORT

MARICOPA COUNTY  
PRIMARY ELECTION  
SEPTEMBER 12, 2000  
STATISTICS

RUN DATE:09/20/00 10:01 AM

0347 GRACE

VOTES PERCENT

REGISTERED VOTERS - SCOTTSDALE . . . . . 988 100.00  
BALLOTS CAST - SCOTTSDALE . . . . . 305 100.00  
VOTER TURNOUT - SCOTTSDALE . . . . . 30.87

PRECINCT REPORT

MARICOPA COUNTY  
PRIMARY ELECTION  
SEPTEMBER 12, 2000  
NONPARTISAN

OFFICIAL RESULTS

RUN DATE:09/20/00 10:01 AM

REPORT-EL30 PAGE 0350-02

0350 GRANITE MOUNTAIN

	VOTES	PERCENT
SCOTTSDALE QUESTION 1		
YES . . . . .	264	44.75
NO. . . . .	326	55.25
Over Votes . . . . .	0	
Under Votes . . . . .	51	

	VOTES	PERCENT
SCOTTSDALE QUESTION 6		
YES . . . . .	274	46.76
NO. . . . .	312	53.24
Over Votes . . . . .	1	
Under Votes . . . . .	54	

SCOTTSDALE QUESTION 2

YES . . . . .	205	35.04
NO. . . . .	380	64.96
Over Votes . . . . .	0	
Under Votes . . . . .	56	

SCOTTSDALE QUESTION 7		
YES . . . . .	280	47.78
NO. . . . .	306	52.22
Over Votes . . . . .	0	
Under Votes . . . . .	55	

SCOTTSDALE QUESTION 3

YES . . . . .	359	60.54
NO. . . . .	234	39.46
Over Votes . . . . .	0	
Under Votes . . . . .	48	

SCOTTSDALE QUESTION 8		
YES . . . . .	147	25.21
NO. . . . .	436	74.79
Over Votes . . . . .	1	
Under Votes . . . . .	57	

SCOTTSDALE QUESTION 4

YES . . . . .	178	30.90
NO. . . . .	398	69.10
Over Votes . . . . .	1	
Under Votes . . . . .	64	

SCOTTSDALE QUESTION 9		
YES . . . . .	151	26.49
NO. . . . .	419	73.51
Over Votes . . . . .	12	
Under Votes . . . . .	59	

SCOTTSDALE QUESTION 5

YES . . . . .	297	50.77
NO. . . . .	288	49.23
Over Votes . . . . .	0	
Under Votes . . . . .	56	

PRECINCT REPORT

MARICOPA COUNTY  
PRIMARY ELECTION  
SEPTEMBER 12, 2000  
STATISTICS

RUN DATE:09/20/00 10:01 AM

0350 GRANITE MOUNTAIN

	VOTES	PERCENT
REGISTERED VOTERS - SCOTTSDALE	1672	100.00
BALLOTS CAST - SCOTTSDALE	641	100.00
VOTER TURNOUT - SCOTTSDALE		38.34

PRECINCT REPORT

MARICOPA COUNTY  
PRIMARY ELECTION  
SEPTEMBER 12, 2000  
NONPARTISAN

OFFICIAL RESULTS

RUN DATE:09/20/00 10:01 AM

REPORT-EL30 PAGE 0383-02

0383 HOHOKAM

	VOTES	PERCENT
SCOTTSDALE QUESTION 1		
YES . . . . .	215	51.31
NO. . . . .	204	48.69
Over Votes . . . . .	0	
Under Votes . . . . .	35	

	VOTES	PERCENT
SCOTTSDALE QUESTION 6		
YES . . . . .	214	51.82
NO. . . . .	199	48.18
Over Votes . . . . .	1	
Under Votes . . . . .	40	

SCOTTSDALE QUESTION 2		
YES . . . . .	229	55.72
NO. . . . .	182	44.28
Over Votes . . . . .	0	
Under Votes . . . . .	43	

SCOTTSDALE QUESTION 7		
YES . . . . .	225	54.74
NO. . . . .	186	45.26
Over Votes . . . . .	1	
Under Votes . . . . .	42	

SCOTTSDALE QUESTION 3		
YES . . . . .	154	37.11
NO. . . . .	261	62.89
Over Votes . . . . .	1	
Under Votes . . . . .	38	

SCOTTSDALE QUESTION 8		
YES . . . . .	153	37.32
NO. . . . .	257	62.68
Over Votes . . . . .	0	
Under Votes . . . . .	44	

SCOTTSDALE QUESTION 4		
YES . . . . .	163	39.95
NO. . . . .	245	60.05
Over Votes . . . . .	3	
Under Votes . . . . .	43	

SCOTTSDALE QUESTION 9		
YES . . . . .	90	22.00
NO. . . . .	319	78.00
Over Votes . . . . .	1	
Under Votes . . . . .	44	

SCOTTSDALE QUESTION 5		
YES . . . . .	249	61.03
NO. . . . .	159	38.97
Over Votes . . . . .	0	
Under Votes . . . . .	46	

PRECINCT REPORT

MARICOPA COUNTY  
PRIMARY ELECTION  
SEPTEMBER 12, 2000  
STATISTICS

RUN DATE:09/20/00 10:01 AM

0383 HOHOKAM

	VOTES	PERCENT
REGISTERED VOTERS - SCOTTSDALE . . . . .	1406	100.00
BALLOTS CAST - SCOTTSDALE . . . . .	454	100.00
VOTER TURNOUT - SCOTTSDALE . . . . .		32.29

PRECINCT REPORT

MARICOPA COUNTY  
PRIMARY ELECTION  
SEPTEMBER 12, 2000  
NONPARTISAN

OFFICIAL RESULTS

RUN DATE:09/20/00 10:01 AM

REPORT-EL30 PAGE 0394-02

0394 HUBBELL

VOTES PERCENT

VOTES PERCENT

SCOTTSDALE QUESTION 1

SCOTTSDALE QUESTION 6

YES . . . . . 181  
NO . . . . . 163  
Over Votes . . . . . 0  
Under Votes . . . . . 22

YES . . . . . 167  
NO . . . . . 172  
Over Votes . . . . . 0  
Under Votes . . . . . 27

SCOTTSDALE QUESTION 2

SCOTTSDALE QUESTION 7

YES . . . . . 176  
NO . . . . . 163  
Over Votes . . . . . 0  
Under Votes . . . . . 27

YES . . . . . 175  
NO . . . . . 165  
Over Votes . . . . . 1  
Under Votes . . . . . 25

SCOTTSDALE QUESTION 3

SCOTTSDALE QUESTION 8

YES . . . . . 139  
NO . . . . . 199  
Over Votes . . . . . 0  
Under Votes . . . . . 28

YES . . . . . 130  
NO . . . . . 208  
Over Votes . . . . . 0  
Under Votes . . . . . 28

SCOTTSDALE QUESTION 4

SCOTTSDALE QUESTION 9

YES . . . . . 130  
NO . . . . . 207  
Over Votes . . . . . 0  
Under Votes . . . . . 29

YES . . . . . 69  
NO . . . . . 259  
Over Votes . . . . . 5  
Under Votes . . . . . 33

SCOTTSDALE QUESTION 5

YES . . . . . 204  
NO . . . . . 138  
Over Votes . . . . . 0  
Under Votes . . . . . 24

PRECINCT REPORT

MARICOPA COUNTY  
PRIMARY ELECTION  
SEPTEMBER 12, 2000  
STATISTICS

RUN DATE:09/20/00 10:01 AM

0394 HUBBELL

VOTES PERCENT

REGISTERED VOTERS - SCOTTSDALE . . . . . 1183  
BALLOTS CAST - SCOTTSDALE . . . . . 366  
VOTER TURNOUT - SCOTTSDALE . . . . . 30.94

PRECINCT REPORT

MARICOPA COUNTY  
PRIMARY ELECTION  
SEPTEMBER 12, 2000  
NONPARTISAN

OFFICIAL RESULTS

RUN DATE: 09/20/00 10:01 AM

REPORT-EL30 PAGE 0417-02

0417 KALIL

	VOTES	PERCENT
SCOTTSDALE QUESTION 1		
YES . . . . .	233	64.54
NO. . . . .	128	35.46
Over Votes . . . . .	0	
Under Votes . . . . .	30	

	VOTES	PERCENT
SCOTTSDALE QUESTION 6		
YES . . . . .	210	58.01
NO. . . . .	152	41.99
Over Votes . . . . .	0	
Under Votes . . . . .	29	

SCOTTSDALE QUESTION 2		
YES . . . . .	239	66.95
NO. . . . .	118	33.05
Over Votes . . . . .	0	
Under Votes . . . . .	34	

SCOTTSDALE QUESTION 7		
YES . . . . .	249	68.98
NO. . . . .	112	31.02
Over Votes . . . . .	0	
Under Votes . . . . .	30	

SCOTTSDALE QUESTION 3		
YES . . . . .	210	58.17
NO. . . . .	151	41.83
Over Votes . . . . .	0	
Under Votes . . . . .	30	

SCOTTSDALE QUESTION 8		
YES . . . . .	161	45.74
NO. . . . .	191	54.26
Over Votes . . . . .	0	
Under Votes . . . . .	39	

SCOTTSDALE QUESTION 4		
YES . . . . .	171	48.31
NO. . . . .	183	51.69
Over Votes . . . . .	1	
Under Votes . . . . .	36	

SCOTTSDALE QUESTION 9		
YES . . . . .	158	45.40
NO. . . . .	190	54.60
Over Votes . . . . .	6	
Under Votes . . . . .	37	

SCOTTSDALE QUESTION 5		
YES . . . . .	242	67.60
NO. . . . .	116	32.40
Over Votes . . . . .	0	
Under Votes . . . . .	33	

PRECINCT REPORT

MARICOPA COUNTY  
PRIMARY ELECTION  
SEPTEMBER 12, 2000  
STATISTICS

RUN DATE: 09/20/00 10:01 AM

0417 KALIL

	VOTES	PERCENT
REGISTERED VOTERS - SCOTTSDALE . . . . .	1478	100.00
BALLOTS CAST - SCOTTSDALE . . . . .	391	100.00
VOTER TURNOUT - SCOTTSDALE . . . . .		26.45

PRECINCT REPORT

MARICOPA COUNTY  
PRIMARY ELECTION  
SEPTEMBER 12, 2000  
NONPARTISAN

OFFICIAL RESULTS

RUN DATE:09/20/00 10:01 AM

REPORT-EL30 PAGE 0424-02

0424 KIVA

VOTES PERCENT

VOTES PERCENT

SCOTTSDALE QUESTION 1

SCOTTSDALE QUESTION 6

YES . . . . . 17 56.67  
NO. . . . . 13 43.33  
Over Votes . . . . . 0  
Under Votes . . . . . 5

YES . . . . . 18 58.06  
NO. . . . . 13 41.94  
Over Votes . . . . . 0  
Under Votes . . . . . 4

SCOTTSDALE QUESTION 2

SCOTTSDALE QUESTION 7

YES . . . . . 19 63.33  
NO. . . . . 11 36.67  
Over Votes . . . . . 0  
Under Votes . . . . . 5

YES . . . . . 20 66.67  
NO. . . . . 10 33.33  
Over Votes . . . . . 0  
Under Votes . . . . . 5

SCOTTSDALE QUESTION 3

SCOTTSDALE QUESTION 8

YES . . . . . 19 61.29  
NO. . . . . 12 38.71  
Over Votes . . . . . 0  
Under Votes . . . . . 4

YES . . . . . 13 44.83  
NO. . . . . 16 55.17  
Over Votes . . . . . 0  
Under Votes . . . . . 6

SCOTTSDALE QUESTION 4

SCOTTSDALE QUESTION 9

YES . . . . . 16 53.33  
NO. . . . . 14 46.67  
Over Votes . . . . . 0  
Under Votes . . . . . 5

YES . . . . . 11 37.93  
NO. . . . . 18 62.07  
Over Votes . . . . . 0  
Under Votes . . . . . 6

SCOTTSDALE QUESTION 5

YES . . . . . 23 76.67  
NO. . . . . 7 23.33  
Over Votes . . . . . 0  
Under Votes . . . . . 5

PRECINCT REPORT

MARICOPA COUNTY  
PRIMARY ELECTION  
SEPTEMBER 12, 2000  
STATISTICS

RUN DATE:09/20/00 10:01 AM

0424 KIVA

VOTES PERCENT

REGISTERED VOTERS - SCOTTSDALE . . . . . 586 100.00  
BALLOTS CAST - SCOTTSDALE . . . . . 35 100.00  
VOTER TURNOUT - SCOTTSDALE. . . . . 5.97



PRECINCT REPORT

MARICOPA COUNTY  
PRIMARY ELECTION  
SEPTEMBER 12, 2000  
NONPARTISAN

OFFICIAL RESULTS

RUN DATE:09/20/00 10:01 AM

REPORT-EL30

PAGE 0714-02

0714 PIMA

VOTES PERCENT

VOTES PERCENT

SCOTTSDALE QUESTION 1

SCOTTSDALE QUESTION 6

YES . . . . . 258 58.64  
NO. . . . . 182 41.36  
Over Votes . . . . . 0  
Under Votes . . . . . 25

YES . . . . . 207 47.70  
NO. . . . . 227 52.30  
Over Votes . . . . . 0  
Under Votes . . . . . 31

SCOTTSDALE QUESTION 2

SCOTTSDALE QUESTION 7

YES . . . . . 255 58.22  
NO. . . . . 183 41.78  
Over Votes . . . . . 0  
Under Votes . . . . . 27

YES . . . . . 271 62.30  
NO. . . . . 164 37.70  
Over Votes . . . . . 0  
Under Votes . . . . . 30

SCOTTSDALE QUESTION 3

SCOTTSDALE QUESTION 8

YES . . . . . 196 45.16  
NO. . . . . 238 54.84  
Over Votes . . . . . 1  
Under Votes . . . . . 30

YES . . . . . 197 46.03  
NO. . . . . 231 53.97  
Over Votes . . . . . 0  
Under Votes . . . . . 37

SCOTTSDALE QUESTION 4

SCOTTSDALE QUESTION 9

YES . . . . . 183 42.96  
NO. . . . . 243 57.04  
Over Votes . . . . . 0  
Under Votes . . . . . 39

YES . . . . . 109 25.59  
NO. . . . . 317 74.41  
Over Votes . . . . . 0  
Under Votes . . . . . 39

SCOTTSDALE QUESTION 5

YES . . . . . 255 58.89  
NO. . . . . 178 41.11  
Over Votes . . . . . 0  
Under Votes . . . . . 32

PRECINCT REPORT

MARICOPA COUNTY  
PRIMARY ELECTION  
SEPTEMBER 12, 2000  
STATISTICS

RUN DATE:09/20/00 10:01 AM

0714 PIMA

VOTES PERCENT

REGISTERED VOTERS - SCOTTSDALE . . . . . 1235 100.00  
BALLOTS CAST - SCOTTSDALE . . . . . 465 100.00  
VOTER TURNOUT - SCOTTSDALE. . . . . 37.65

PRECINCT REPORT

MARICOPA COUNTY  
PRIMARY ELECTION  
SEPTEMBER 12, 2000  
NONPARTISAN

OFFICIAL RESULTS

RUN DATE:09/20/00 10:01 AM

REPORT-EL30 PAGE 0716-02

0716 PINE VALLEY

VOTES PERCENT

VOTES PERCENT

SCOTTSDALE QUESTION 1

SCOTTSDALE QUESTION 6

YES . . . . . 138 50.55  
NO . . . . . 135 49.45  
Over Votes . . . . . 0  
Under Votes . . . . . 16

YES . . . . . 103 38.72  
NO . . . . . 163 61.28  
Over Votes . . . . . 0  
Under Votes . . . . . 23

SCOTTSDALE QUESTION 2

SCOTTSDALE QUESTION 7

YES . . . . . 142 52.79  
NO . . . . . 127 47.21  
Over Votes . . . . . 1  
Under Votes . . . . . 19

YES . . . . . 137 50.93  
NO . . . . . 132 49.07  
Over Votes . . . . . 0  
Under Votes . . . . . 20

SCOTTSDALE QUESTION 3

SCOTTSDALE QUESTION 8

YES . . . . . 117 43.01  
NO . . . . . 155 56.99  
Over Votes . . . . . 0  
Under Votes . . . . . 17

YES . . . . . 70 26.62  
NO . . . . . 193 73.38  
Over Votes . . . . . 2  
Under Votes . . . . . 24

SCOTTSDALE QUESTION 4

SCOTTSDALE QUESTION 9

YES . . . . . 87 32.71  
NO . . . . . 179 67.29  
Over Votes . . . . . 0  
Under Votes . . . . . 23

YES . . . . . 81 30.57  
NO . . . . . 184 69.43  
Over Votes . . . . . 1  
Under Votes . . . . . 23

SCOTTSDALE QUESTION 5

YES . . . . . 138 52.47  
NO . . . . . 125 47.53  
Over Votes . . . . . 0  
Under Votes . . . . . 26

PRECINCT REPORT

MARICOPA COUNTY  
PRIMARY ELECTION  
SEPTEMBER 12, 2000  
STATISTICS

RUN DATE:09/20/00 10:01 AM

0716 PINE VALLEY

VOTES PERCENT

REGISTERED VOTERS - SCOTTSDALE . . . . . 1032 100.00  
BALLOTS CAST - SCOTTSDALE . . . . . 289 100.00  
VOTER TURNOUT - SCOTTSDALE . . . . . 28.00

PRECINCT REPORT

MARICOPA COUNTY  
PRIMARY ELECTION  
SEPTEMBER 12, 2000  
NONPARTISAN

OFFICIAL RESULTS

RUN DATE:09/20/00 10:01 AM

REPORT-EL30

PAGE 0717-02

0717 PINNACLE PEAK

VOTES PERCENT

VOTES PERCENT

SCOTTSDALE QUESTION 1

SCOTTSDALE QUESTION 6

YES . . . . . 342 50.67  
NO. . . . . 333 49.33  
Over Votes . . . . . 1  
Under Votes . . . . . 43

YES . . . . . 285 44.05  
NO. . . . . 362 55.95  
Over Votes . . . . . 2  
Under Votes . . . . . 70

SCOTTSDALE QUESTION 2

SCOTTSDALE QUESTION 7

YES . . . . . 302 45.14  
NO. . . . . 367 54.86  
Over Votes . . . . . 1  
Under Votes . . . . . 49

YES . . . . . 369 55.07  
NO. . . . . 301 44.93  
Over Votes . . . . . 0  
Under Votes . . . . . 49

SCOTTSDALE QUESTION 3

SCOTTSDALE QUESTION 8

YES . . . . . 383 56.91  
NO. . . . . 290 43.09  
Over Votes . . . . . 0  
Under Votes . . . . . 46

YES . . . . . 184 27.75  
NO. . . . . 479 72.25  
Over Votes . . . . . 0  
Under Votes . . . . . 56

SCOTTSDALE QUESTION 4

SCOTTSDALE QUESTION 9

YES . . . . . 226 34.82  
NO. . . . . 423 65.18  
Over Votes . . . . . 1  
Under Votes . . . . . 69

YES . . . . . 194 29.48  
NO. . . . . 464 70.52  
Over Votes . . . . . 0  
Under Votes . . . . . 61

SCOTTSDALE QUESTION 5

YES . . . . . 360 55.30  
NO. . . . . 291 44.70  
Over Votes . . . . . 0  
Under Votes . . . . . 68

PRECINCT REPORT

MARICOPA COUNTY  
PRIMARY ELECTION  
SEPTEMBER 12, 2000  
STATISTICS

RUN DATE:09/20/00 10:01 AM

0717 PINNACLE PEAK

VOTES PERCENT

REGISTERED VOTERS - SCOTTSDALE . . . . . 2487 100.00  
BALLOTS CAST - SCOTTSDALE . . . . . 719 100.00  
VOTER TURNOUT - SCOTTSDALE. . . . . 28.91

PRECINCT REPORT

MARICOPA COUNTY  
PRIMARY ELECTION  
SEPTEMBER 12, 2000  
NONPARTISAN

OFFICIAL RESULTS

RUN DATE: 09/20/00 10:01 AM

REPORT-EL30

PAGE 0718-02

0718 PINNACLE SOUTH

	VOTES	PERCENT
SCOTTSDALE QUESTION 1		
YES	274	53.20
NO.	241	46.80
Over Votes	0	
Under Votes	59	
SCOTTSDALE QUESTION 2		
YES	231	45.12
NO.	281	54.88
Over Votes	0	
Under Votes	62	
SCOTTSDALE QUESTION 3		
YES	266	51.75
NO.	248	48.25
Over Votes	0	
Under Votes	60	
SCOTTSDALE QUESTION 4		
YES	172	33.86
NO.	336	66.14
Over Votes	2	
Under Votes	64	
SCOTTSDALE QUESTION 5		
YES	264	51.76
NO.	246	48.24
Over Votes	0	
Under Votes	64	

	VOTES	PERCENT
SCOTTSDALE QUESTION 6		
YES	222	43.44
NO.	289	56.56
Over Votes	0	
Under Votes	63	
SCOTTSDALE QUESTION 7		
YES	283	55.49
NO.	227	44.51
Over Votes	1	
Under Votes	63	
SCOTTSDALE QUESTION 8		
YES	164	32.54
NO.	340	67.46
Over Votes	0	
Under Votes	70	
SCOTTSDALE QUESTION 9		
YES	184	36.73
NO.	317	63.27
Over Votes	0	
Under Votes	73	

PRECINCT REPORT

RUN DATE: 09/20/00 10:01 AM

0718 PINNACLE SOUTH

	VOTES	PERCENT
REGISTERED VOTERS - SCOTTSDALE	1815	100.00
BALLOTS CAST - SCOTTSDALE	574	100.00
VOTER TURNOUT - SCOTTSDALE	31.63	

MARICOPA COUNTY  
PRIMARY ELECTION  
SEPTEMBER 12, 2000  
STATISTICS

PRECINCT REPORT

MARICOPA COUNTY  
PRIMARY ELECTION  
SEPTEMBER 12, 2000  
NONPARTISAN

OFFICIAL RESULTS

RUN DATE:09/20/00 10:01 AM

REPORT-EL30 PAGE 0719-02

0719 PINNACLE WEST

	VOTES	PERCENT	VOTES	PERCENT
SCOTTSDALE QUESTION 1				
YES . . . . .	369	63.84	322	56.69
NO. . . . .	209	36.16	246	43.31
Over Votes . . . . .	2		0	
Under Votes . . . . .	47		59	

SCOTTSDALE QUESTION 2				
YES . . . . .	374	65.27	384	66.78
NO. . . . .	199	34.73	191	33.22
Over Votes . . . . .	1		0	
Under Votes . . . . .	53		52	

SCOTTSDALE QUESTION 3				
YES . . . . .	389	67.53	193	34.10
NO. . . . .	187	32.47	373	65.90
Over Votes . . . . .	0		0	
Under Votes . . . . .	51		61	

SCOTTSDALE QUESTION 4				
YES . . . . .	238	41.61	211	37.48
NO. . . . .	334	58.39	352	62.52
Over Votes . . . . .	0		0	
Under Votes . . . . .	55		64	

SCOTTSDALE QUESTION 5				
YES . . . . .	377	66.14		
NO. . . . .	193	33.86		
Over Votes . . . . .	1			
Under Votes . . . . .	56			

SCOTTSDALE QUESTION 6				
YES . . . . .	322	56.69		
NO. . . . .	246	43.31		
Over Votes . . . . .	0			
Under Votes . . . . .	59			

SCOTTSDALE QUESTION 7				
YES . . . . .	384	66.78		
NO. . . . .	191	33.22		
Over Votes . . . . .	0			
Under Votes . . . . .	52			

SCOTTSDALE QUESTION 8				
YES . . . . .	193	34.10		
NO. . . . .	373	65.90		
Over Votes . . . . .	0			
Under Votes . . . . .	61			

SCOTTSDALE QUESTION 9				
YES . . . . .	211	37.48		
NO. . . . .	352	62.52		
Over Votes . . . . .	0			
Under Votes . . . . .	64			

PRECINCT REPORT

MARICOPA COUNTY  
PRIMARY ELECTION  
SEPTEMBER 12, 2000  
STATISTICS

RUN DATE:09/20/00 10:01 AM

0719 PINNACLE WEST

	VOTES	PERCENT
REGISTERED VOTERS - SCOTTSDALE	2001	100.00
BALLOTS CAST - SCOTTSDALE	627	100.00
VOTER TURNOUT - SCOTTSDALE		31.33

PRECINCT REPORT

MARICOPA COUNTY  
PRIMARY ELECTION  
SEPTEMBER 12, 2000  
NONPARTISAN

OFFICIAL RESULTS

RUN DATE:09/20/00 10:01 AM

REPORT-EL30 PAGE 0730-02

0730 PRINCETON

	VOTES	PERCENT
SCOTTSDALE QUESTION 1		
YES . . . . .	178	57.05
NO. . . . .	134	42.95
Over Votes . . . . .	0	
Under Votes . . . . .	38	

	VOTES	PERCENT
SCOTTSDALE QUESTION 6		
YES . . . . .	169	54.87
NO. . . . .	139	45.13
Over Votes . . . . .	0	
Under Votes . . . . .	42	

SCOTTSDALE QUESTION 2		
YES . . . . .	173	55.10
NO. . . . .	141	44.90
Over Votes . . . . .	0	
Under Votes . . . . .	36	

SCOTTSDALE QUESTION 7		
YES . . . . .	174	55.41
NO. . . . .	140	44.59
Over Votes . . . . .	0	
Under Votes . . . . .	36	

SCOTTSDALE QUESTION 3		
YES . . . . .	132	42.44
NO. . . . .	179	57.56
Over Votes . . . . .	0	
Under Votes . . . . .	39	

SCOTTSDALE QUESTION 8		
YES . . . . .	131	42.81
NO. . . . .	175	57.19
Over Votes . . . . .	0	
Under Votes . . . . .	44	

SCOTTSDALE QUESTION 4		
YES . . . . .	138	44.95
NO. . . . .	169	55.05
Over Votes . . . . .	0	
Under Votes . . . . .	43	

SCOTTSDALE QUESTION 9		
YES . . . . .	67	21.97
NO. . . . .	238	78.03
Over Votes . . . . .	0	
Under Votes . . . . .	45	

SCOTTSDALE QUESTION 5		
YES . . . . .	182	59.09
NO. . . . .	126	40.91
Over Votes . . . . .	0	
Under Votes . . . . .	42	

PRECINCT REPORT

MARICOPA COUNTY  
PRIMARY ELECTION  
SEPTEMBER 12, 2000  
STATISTICS

RUN DATE:09/20/00 10:01 AM

0730 PRINCETON

	VOTES	PERCENT
REGISTERED VOTERS - SCOTTSDALE	1027	100.00
BALLOTS CAST - SCOTTSDALE	350	100.00
VOTER TURNOUT - SCOTTSDALE		34.08

PRECINCT REPORT

MARICOPA COUNTY  
PRIMARY ELECTION  
SEPTEMBER 12, 2000  
NONPARTISAN

OFFICIAL RESULTS

RUN DATE:09/20/00 10:01 AM

REPORT-EL30 PAGE 0731-02

0731 PUEBLO

VOTES PERCENT

VOTES PERCENT

SCOTTSDALE QUESTION 1

YES . . . . . 104 70.27  
NO . . . . . 44 29.73  
Over Votes . . . . . 0  
Under Votes . . . . . 21

SCOTTSDALE QUESTION 6

YES . . . . . 83 55.33  
NO . . . . . 67 44.67  
Over Votes . . . . . 0  
Under Votes . . . . . 19

SCOTTSDALE QUESTION 2

YES . . . . . 95 63.33  
NO . . . . . 55 36.67  
Over Votes . . . . . 0  
Under Votes . . . . . 19

SCOTTSDALE QUESTION 7

YES . . . . . 93 63.27  
NO . . . . . 54 36.73  
Over Votes . . . . . 0  
Under Votes . . . . . 22

SCOTTSDALE QUESTION 3

YES . . . . . 79 53.02  
NO . . . . . 70 46.98  
Over Votes . . . . . 0  
Under Votes . . . . . 20

SCOTTSDALE QUESTION 8

YES . . . . . 71 49.65  
NO . . . . . 72 50.35  
Over Votes . . . . . 0  
Under Votes . . . . . 26

SCOTTSDALE QUESTION 4

YES . . . . . 71 50.35  
NO . . . . . 70 49.65  
Over Votes . . . . . 0  
Under Votes . . . . . 28

SCOTTSDALE QUESTION 9

YES . . . . . 51 35.92  
NO . . . . . 91 64.08  
Over Votes . . . . . 0  
Under Votes . . . . . 27

SCOTTSDALE QUESTION 5

YES . . . . . 90 61.64  
NO . . . . . 56 38.36  
Over Votes . . . . . 0  
Under Votes . . . . . 23

PRECINCT REPORT

MARICOPA COUNTY  
PRIMARY ELECTION  
SEPTEMBER 12, 2000  
STATISTICS

RUN DATE:09/20/00 10:01 AM

0731 PUEBLO

VOTES PERCENT

REGISTERED VOTERS - SCOTTSDALE . . . . . 521 100.00  
BALLOTS CAST - SCOTTSDALE . . . . . 169 100.00  
VOTER TURNOUT - SCOTTSDALE. . . . . 32.44







PRECINCT REPORT

MARICOPA COUNTY  
PRIMARY ELECTION  
SEPTEMBER 12, 2000  
NONPARTISAN

OFFICIAL RESULTS

RUN DATE:09/20/00 10:01 AM

REPORT-EL30 PAGE 0740-02

0740 RHODES

	VOTES	PERCENT
SCOTTSDALE QUESTION 1		
YES . . . . .	102	69.86
NO. . . . .	44	30.14
Over Votes . . . . .	0	
Under Votes . . . . .	7	

	VOTES	PERCENT
SCOTTSDALE QUESTION 6		
YES . . . . .	81	56.64
NO. . . . .	62	43.36
Over Votes . . . . .	0	
Under Votes . . . . .	10	

SCOTTSDALE QUESTION 2		
YES . . . . .	94	65.28
NO. . . . .	50	34.72
Over Votes . . . . .	0	
Under Votes . . . . .	9	

SCOTTSDALE QUESTION 7		
YES . . . . .	89	62.24
NO. . . . .	54	37.76
Over Votes . . . . .	2	
Under Votes . . . . .	8	

SCOTTSDALE QUESTION 3		
YES . . . . .	86	60.14
NO. . . . .	57	39.86
Over Votes . . . . .	0	
Under Votes . . . . .	10	

SCOTTSDALE QUESTION 8		
YES . . . . .	68	47.55
NO. . . . .	75	52.45
Over Votes . . . . .	0	
Under Votes . . . . .	10	

SCOTTSDALE QUESTION 4		
YES . . . . .	69	48.59
NO. . . . .	73	51.41
Over Votes . . . . .	0	
Under Votes . . . . .	11	

SCOTTSDALE QUESTION 9		
YES . . . . .	68	47.55
NO. . . . .	75	52.45
Over Votes . . . . .	0	
Under Votes . . . . .	10	

SCOTTSDALE QUESTION 5		
YES . . . . .	87	60.42
NO. . . . .	57	39.58
Over Votes . . . . .	0	
Under Votes . . . . .	9	

PRECINCT REPORT

MARICOPA COUNTY  
PRIMARY ELECTION  
SEPTEMBER 12, 2000  
STATISTICS

RUN DATE:09/20/00 10:01 AM

0740 RHODES

	VOTES	PERCENT
REGISTERED VOTERS - SCOTTSDALE	643	100.00
BALLOTS CAST - SCOTTSDALE	153	100.00
VOTER TURNOUT - SCOTTSDALE	23.79	

PRECINCT REPORT

MARICOPA COUNTY  
PRIMARY ELECTION  
SEPTEMBER 12, 2000  
NONPARTISAN

OFFICIAL RESULTS

RUN DATE:09/20/00 10:01 AM

REPORT-EL30 PAGE 0743-02

0743 RIO MONTANA

	VOTES	PERCENT
SCOTTSDALE QUESTION 1		
YES . . . . .	236	58.42
NO. . . . .	168	41.58
Over Votes . . . . .	1	
Under Votes . . . . .	36	

	VOTES	PERCENT
SCOTTSDALE QUESTION 6		
YES . . . . .	206	50.74
NO. . . . .	200	49.26
Over Votes . . . . .	1	
Under Votes . . . . .	34	

SCOTTSDALE QUESTION 2		
YES . . . . .	219	53.81
NO. . . . .	188	46.19
Over Votes . . . . .	0	
Under Votes . . . . .	34	

SCOTTSDALE QUESTION 7		
YES . . . . .	242	59.17
NO. . . . .	167	40.83
Over Votes . . . . .	0	
Under Votes . . . . .	32	

SCOTTSDALE QUESTION 3		
YES . . . . .	210	51.34
NO. . . . .	199	48.66
Over Votes . . . . .	0	
Under Votes . . . . .	32	

SCOTTSDALE QUESTION 8		
YES . . . . .	132	32.59
NO. . . . .	273	67.41
Over Votes . . . . .	1	
Under Votes . . . . .	35	

SCOTTSDALE QUESTION 4		
YES . . . . .	171	42.54
NO. . . . .	231	57.46
Over Votes . . . . .	0	
Under Votes . . . . .	39	

SCOTTSDALE QUESTION 9		
YES . . . . .	136	33.42
NO. . . . .	271	66.58
Over Votes . . . . .	0	
Under Votes . . . . .	34	

SCOTTSDALE QUESTION 5		
YES . . . . .	267	65.60
NO. . . . .	140	34.40
Over Votes . . . . .	0	
Under Votes . . . . .	34	

PRECINCT REPORT

MARICOPA COUNTY  
PRIMARY ELECTION  
SEPTEMBER 12, 2000  
STATISTICS

RUN DATE:09/20/00 10:01 AM

0743 RIO MONTANA

	VOTES	PERCENT
REGISTERED VOTERS - SCOTTSDALE . . . . .	1703	100.00
BALLOTS CAST - SCOTTSDALE . . . . .	441	100.00
VOTER TURNOUT - SCOTTSDALE. . . . .		25.90

PRECINCT REPORT

MARICOPA COUNTY  
PRIMARY ELECTION  
SEPTEMBER 12, 2000  
NONPARTISAN

OFFICIAL RESULTS

RUN DATE:09/20/00 10:01 AM

REPORT-EL30

PAGE 0767-02

0767 SALT RIVER

VOTES PERCENT

VOTES PERCENT

SCOTTSDALE QUESTION 1

SCOTTSDALE QUESTION 6

YES . . . . . 161  
NO. . . . . 97  
Over Votes . . . . . 0  
Under Votes . . . . . 50

YES . . . . . 174  
NO. . . . . 89  
Over Votes . . . . . 0  
Under Votes . . . . . 45

SCOTTSDALE QUESTION 2

SCOTTSDALE QUESTION 7

YES . . . . . 173  
NO. . . . . 84  
Over Votes . . . . . 1  
Under Votes . . . . . 50

YES . . . . . 176  
NO. . . . . 85  
Over Votes . . . . . 0  
Under Votes . . . . . 47

SCOTTSDALE QUESTION 3

SCOTTSDALE QUESTION 8

YES . . . . . 132  
NO. . . . . 128  
Over Votes . . . . . 0  
Under Votes . . . . . 48

YES . . . . . 150  
NO. . . . . 106  
Over Votes . . . . . 1  
Under Votes . . . . . 51

SCOTTSDALE QUESTION 4

SCOTTSDALE QUESTION 9

YES . . . . . 119  
NO. . . . . 133  
Over Votes . . . . . 0  
Under Votes . . . . . 56

YES . . . . . 83  
NO. . . . . 176  
Over Votes . . . . . 0  
Under Votes . . . . . 49

SCOTTSDALE QUESTION 5

YES . . . . . 176  
NO. . . . . 71  
Over Votes . . . . . 0  
Under Votes . . . . . 61

71.26  
28.74

PRECINCT REPORT

MARICOPA COUNTY  
PRIMARY ELECTION  
SEPTEMBER 12, 2000  
STATISTICS

RUN DATE:09/20/00 10:01 AM

0767 SALT RIVER

VOTES PERCENT

REGISTERED VOTERS - SCOTTSDALE . . . . . 792  
BALLOTS CAST - SCOTTSDALE . . . . . 308  
VOTER TURNOUT - SCOTTSDALE . . . . . 38.89

PRECINCT REPORT

MARICOPA COUNTY  
PRIMARY ELECTION  
SEPTEMBER 12, 2000  
NONPARTISAN

OFFICIAL RESULTS

RUN DATE:09/20/00 10:01 AM

REPORT:EL30 PAGE 0775-02

0775 SANDY SHORES

VOTES PERCENT

VOTES PERCENT

SCOTTSDALE QUESTION 1

SCOTTSDALE QUESTION 6

YES . . . . . 166  
NO . . . . . 97  
Over Votes . . . . . 0  
Under Votes . . . . . 18

YES . . . . . 141  
NO . . . . . 124  
Over Votes . . . . . 0  
Under Votes . . . . . 16

SCOTTSDALE QUESTION 2

SCOTTSDALE QUESTION 7

YES . . . . . 164  
NO . . . . . 97  
Over Votes . . . . . 0  
Under Votes . . . . . 20

YES . . . . . 168  
NO . . . . . 94  
Over Votes . . . . . 0  
Under Votes . . . . . 19

SCOTTSDALE QUESTION 3

SCOTTSDALE QUESTION 8

YES . . . . . 142  
NO . . . . . 119  
Over Votes . . . . . 0  
Under Votes . . . . . 20

YES . . . . . 106  
NO . . . . . 156  
Over Votes . . . . . 1  
Under Votes . . . . . 18

SCOTTSDALE QUESTION 4

SCOTTSDALE QUESTION 9

YES . . . . . 132  
NO . . . . . 124  
Over Votes . . . . . 0  
Under Votes . . . . . 25

YES . . . . . 94  
NO . . . . . 169  
Over Votes . . . . . 0  
Under Votes . . . . . 18

SCOTTSDALE QUESTION 5

SCOTTSDALE QUESTION 10

YES . . . . . 164  
NO . . . . . 97  
Over Votes . . . . . 0  
Under Votes . . . . . 20

YES . . . . . 141  
NO . . . . . 124  
Over Votes . . . . . 0  
Under Votes . . . . . 16

PRECINCT REPORT

MARICOPA COUNTY  
PRIMARY ELECTION  
SEPTEMBER 12, 2000  
STATISTICS

RUN DATE:09/20/00 10:01 AM

0775 SANDY SHORES

VOTES PERCENT

REGISTERED VOTERS - SCOTTSDALE . . . . . 964  
BALLOTS CAST - SCOTTSDALE . . . . . 281  
VOTER TURNOUT - SCOTTSDALE . . . . . 29.15

REGISTERED VOTERS - SCOTTSDALE . . . . . 964  
BALLOTS CAST - SCOTTSDALE . . . . . 281  
VOTER TURNOUT - SCOTTSDALE . . . . . 29.15

PRECINCT REPORT

MARICOPA COUNTY  
PRIMARY ELECTION  
SEPTEMBER 12, 2000  
NONPARTISAN

OFFICIAL RESULTS

RUN DATE:09/20/00 10:01 AM

REPORT-EL30 PAGE 0770-02

0770 SAN SIMON

VOTES PERCENT

VOTES PERCENT

SCOTTSDALE QUESTION 1

SCOTTSDALE QUESTION 6

YES . . . . . 185 66.07  
NO. . . . . 95 33.93  
Over Votes . . . . . 0  
Under Votes . . . . . 23

YES . . . . . 125 45.29  
NO. . . . . 151 54.71  
Over Votes . . . . . 0  
Under Votes . . . . . 27

SCOTTSDALE QUESTION 2

SCOTTSDALE QUESTION 7

YES . . . . . 172 61.21  
NO. . . . . 109 38.79  
Over Votes . . . . . 0  
Under Votes . . . . . 22

YES . . . . . 172 62.09  
NO. . . . . 105 37.91  
Over Votes . . . . . 0  
Under Votes . . . . . 26

SCOTTSDALE QUESTION 3

SCOTTSDALE QUESTION 8

YES . . . . . 156 57.35  
NO. . . . . 116 42.65  
Over Votes . . . . . 0  
Under Votes . . . . . 31

YES . . . . . 132 48.71  
NO. . . . . 139 51.29  
Over Votes . . . . . 0  
Under Votes . . . . . 32

SCOTTSDALE QUESTION 4

SCOTTSDALE QUESTION 9

YES . . . . . 139 50.73  
NO. . . . . 135 49.27  
Over Votes . . . . . 0  
Under Votes . . . . . 29

YES . . . . . 111 40.51  
NO. . . . . 163 59.49  
Over Votes . . . . . 0  
Under Votes . . . . . 29

SCOTTSDALE QUESTION 5

YES . . . . . 167 61.62  
NO. . . . . 104 38.38  
Over Votes . . . . . 0  
Under Votes . . . . . 32

PRECINCT REPORT

MARICOPA COUNTY  
PRIMARY ELECTION  
SEPTEMBER 12, 2000  
STATISTICS

RUN DATE:09/20/00 10:01 AM

0770 SAN SIMON

VOTES PERCENT

REGISTERED VOTERS - SCOTTSDALE . . . . . 933 100.00  
BALLOTS CAST - SCOTTSDALE . . . . . 303 100.00  
VOTER TURNOUT - SCOTTSDALE. . . . . 32.48

PRECINCT REPORT

MARICOPA COUNTY  
PRIMARY ELECTION  
SEPTEMBER 12, 2000  
NONPARTISAN

OFFICIAL RESULTS

RUN DATE: 09/20/00 10:01 AM

REPORT-EL30

PAGE 0771-02

0771 SAN VICTOR

VOTES PERCENT

VOTES PERCENT

SCOTTSDALE QUESTION 1

YES . . . . . 146 58.40  
NO . . . . . 104 41.60  
Over Votes . . . . . 1  
Under Votes . . . . . 37

SCOTTSDALE QUESTION 6

YES . . . . . 132 51.56  
NO . . . . . 124 48.44  
Over Votes . . . . . 0  
Under Votes . . . . . 32

SCOTTSDALE QUESTION 2

YES . . . . . 157 62.80  
NO . . . . . 93 37.20  
Over Votes . . . . . 0  
Under Votes . . . . . 38

SCOTTSDALE QUESTION 7

YES . . . . . 163 64.17  
NO . . . . . 91 35.83  
Over Votes . . . . . 0  
Under Votes . . . . . 34

SCOTTSDALE QUESTION 3

YES . . . . . 153 60.96  
NO . . . . . 98 39.04  
Over Votes . . . . . 0  
Under Votes . . . . . 37

SCOTTSDALE QUESTION 8

YES . . . . . 110 44.53  
NO . . . . . 137 55.47  
Over Votes . . . . . 0  
Under Votes . . . . . 41

SCOTTSDALE QUESTION 4

YES . . . . . 113 45.75  
NO . . . . . 134 54.25  
Over Votes . . . . . 0  
Under Votes . . . . . 41

SCOTTSDALE QUESTION 9

YES . . . . . 89 35.89  
NO . . . . . 159 64.11  
Over Votes . . . . . 0  
Under Votes . . . . . 40

SCOTTSDALE QUESTION 5

YES . . . . . 167 66.01  
NO . . . . . 86 33.99  
Over Votes . . . . . 0  
Under Votes . . . . . 35

PRECINCT REPORT

MARICOPA COUNTY  
PRIMARY ELECTION  
SEPTEMBER 12, 2000  
STATISTICS

RUN DATE: 09/20/00 10:01 AM

0771 SAN VICTOR

VOTES PERCENT

REGISTERED VOTERS - SCOTTSDALE . . . . . 1161 100.00  
BALLOTS CAST - SCOTTSDALE . . . . . 288 100.00  
VOTER TURNOUT - SCOTTSDALE . . . . . 24.81

PRECINCT REPORT

MARICOPA COUNTY  
PRIMARY ELECTION  
SEPTEMBER 12, 2000  
NONPARTISAN

OFFICIAL RESULTS

RUN DATE:09/20/00 10:01 AM

REPORT-EL30 PAGE 0779--02

0779 SANTO

		VOTES	PERCENT			VOTES	PERCENT
SCOTTSDALE QUESTION 1							
YES	.	.	.	.	.	84	61.31
NO	.	.	.	.	.	53	38.69
Over Votes	.	.	.	.	.	0	
Under Votes	.	.	.	.	.	6	

		VOTES	PERCENT			VOTES	PERCENT
SCOTTSDALE QUESTION 6							
YES	.	.	.	.	.	52	39.10
NO	.	.	.	.	.	81	60.90
Over Votes	.	.	.	.	.	0	
Under Votes	.	.	.	.	.	10	

		VOTES	PERCENT			VOTES	PERCENT
SCOTTSDALE QUESTION 2							
YES	.	.	.	.	.	75	55.56
NO	.	.	.	.	.	60	44.44
Over Votes	.	.	.	.	.	0	
Under Votes	.	.	.	.	.	8	

		VOTES	PERCENT			VOTES	PERCENT
SCOTTSDALE QUESTION 7							
YES	.	.	.	.	.	84	62.69
NO	.	.	.	.	.	50	37.31
Over Votes	.	.	.	.	.	0	
Under Votes	.	.	.	.	.	9	

		VOTES	PERCENT			VOTES	PERCENT
SCOTTSDALE QUESTION 3							
YES	.	.	.	.	.	73	54.48
NO	.	.	.	.	.	61	45.52
Over Votes	.	.	.	.	.	0	
Under Votes	.	.	.	.	.	9	

		VOTES	PERCENT			VOTES	PERCENT
SCOTTSDALE QUESTION 8							
YES	.	.	.	.	.	51	38.93
NO	.	.	.	.	.	80	61.07
Over Votes	.	.	.	.	.	0	
Under Votes	.	.	.	.	.	12	

		VOTES	PERCENT			VOTES	PERCENT
SCOTTSDALE QUESTION 4							
YES	.	.	.	.	.	50	37.88
NO	.	.	.	.	.	82	62.12
Over Votes	.	.	.	.	.	0	
Under Votes	.	.	.	.	.	11	

		VOTES	PERCENT			VOTES	PERCENT
SCOTTSDALE QUESTION 9							
YES	.	.	.	.	.	49	37.40
NO	.	.	.	.	.	82	62.60
Over Votes	.	.	.	.	.	0	
Under Votes	.	.	.	.	.	12	

		VOTES	PERCENT			VOTES	PERCENT
SCOTTSDALE QUESTION 5							
YES	.	.	.	.	.	83	62.41
NO	.	.	.	.	.	50	37.59
Over Votes	.	.	.	.	.	0	
Under Votes	.	.	.	.	.	10	

		VOTES	PERCENT			VOTES	PERCENT
SCOTTSDALE QUESTION 6							
YES	.	.	.	.	.	52	39.10
NO	.	.	.	.	.	81	60.90
Over Votes	.	.	.	.	.	0	
Under Votes	.	.	.	.	.	10	

PRECINCT REPORT

MARICOPA COUNTY  
PRIMARY ELECTION  
SEPTEMBER 12, 2000  
STATISTICS

RUN DATE:09/20/00 10:01 AM

0779 SANTO

	VOTES	PERCENT
REGISTERED VOTERS - SCOTTSDALE	546	100.00
BALLOTS CAST - SCOTTSDALE	143	100.00
VOTER TURNOUT - SCOTTSDALE	26.19	



PRECINCT REPORT

MARICOPA COUNTY  
PRIMARY ELECTION  
SEPTEMBER 12, 2000  
NONPARTISAN

OFFICIAL RESULTS

RUN DATE:09/20/00 10:01 AM

REPORT-EL30 PAGE 0781-02

0781 SCOTTSDALE

VOTES PERCENT

VOTES PERCENT

SCOTTSDALE QUESTION 1

SCOTTSDALE QUESTION 6

YES . . . . . 99 63.46  
NO. . . . . 57 36.54  
Over Votes . . . . . 0  
Under Votes . . . . . 18

YES . . . . . 76 49.67  
NO. . . . . 77 50.33  
Over Votes . . . . . 1  
Under Votes . . . . . 20

SCOTTSDALE QUESTION 2

SCOTTSDALE QUESTION 7

YES . . . . . 95 60.90  
NO. . . . . 61 39.10  
Over Votes . . . . . 0  
Under Votes . . . . . 18

YES . . . . . 96 62.75  
NO. . . . . 57 37.25  
Over Votes . . . . . 0  
Under Votes . . . . . 21

SCOTTSDALE QUESTION 3

SCOTTSDALE QUESTION 8

YES . . . . . 78 50.98  
NO. . . . . 75 49.02  
Over Votes . . . . . 0  
Under Votes . . . . . 21

YES . . . . . 75 50.00  
NO. . . . . 75 50.00  
Over Votes . . . . . 0  
Under Votes . . . . . 24

SCOTTSDALE QUESTION 4

SCOTTSDALE QUESTION 9

YES . . . . . 77 50.99  
NO. . . . . 74 49.01  
Over Votes . . . . . 0  
Under Votes . . . . . 23

YES . . . . . 43 28.29  
NO. . . . . 109 71.71  
Over Votes . . . . . 0  
Under Votes . . . . . 22

SCOTTSDALE QUESTION 5

YES . . . . . 95 61.69  
NO. . . . . 59 38.31  
Over Votes . . . . . 0  
Under Votes . . . . . 20

PRECINCT REPORT

MARICOPA COUNTY  
PRIMARY ELECTION  
SEPTEMBER 12, 2000  
STATISTICS

RUN DATE:09/20/00 10:01 AM

0781 SCOTTSDALE

VOTES PERCENT

REGISTERED VOTERS - SCOTTSDALE . . . . . 663 100.00  
BALLOTS CAST - SCOTTSDALE . . . . . 174 100.00  
VOTER TURNOUT - SCOTTSDALE . . . . . 26.24

PRECINCT REPORT

MARICOPA COUNTY  
PRIMARY ELECTION  
SEPTEMBER 12, 2000  
NONPARTISAN

OFFICIAL RESULTS

RUN DATE:09/20/00 10:01 AM

REPORT-EL30 PAGE 0792-02

0792 SHAWNEE

	VOTES	PERCENT
SCOTTSDALE QUESTION 1		
YES . . . . .	74	59.68
NO. . . . .	50	40.32
Over Votes . . . . .	0	
Under Votes . . . . .	30	

	VOTES	PERCENT
SCOTTSDALE QUESTION 6		
YES . . . . .	75	61.48
NO. . . . .	47	38.52
Over Votes . . . . .	2	
Under Votes . . . . .	30	

	VOTES	PERCENT
SCOTTSDALE QUESTION 2		
YES . . . . .	80	63.49
NO. . . . .	46	36.51
Over Votes . . . . .	1	
Under Votes . . . . .	27	

	VOTES	PERCENT
SCOTTSDALE QUESTION 7		
YES . . . . .	72	60.00
NO. . . . .	48	40.00
Over Votes . . . . .	0	
Under Votes . . . . .	34	

	VOTES	PERCENT
SCOTTSDALE QUESTION 3		
YES . . . . .	66	55.00
NO. . . . .	54	45.00
Over Votes . . . . .	0	
Under Votes . . . . .	34	

	VOTES	PERCENT
SCOTTSDALE QUESTION 8		
YES . . . . .	52	44.83
NO. . . . .	64	55.17
Over Votes . . . . .	0	
Under Votes . . . . .	38	

	VOTES	PERCENT
SCOTTSDALE QUESTION 4		
YES . . . . .	57	48.31
NO. . . . .	61	51.69
Over Votes . . . . .	0	
Under Votes . . . . .	36	

	VOTES	PERCENT
SCOTTSDALE QUESTION 9		
YES . . . . .	36	31.03
NO. . . . .	80	68.97
Over Votes . . . . .	0	
Under Votes . . . . .	38	

	VOTES	PERCENT
SCOTTSDALE QUESTION 5		
YES . . . . .	84	68.29
NO. . . . .	39	31.71
Over Votes . . . . .	0	
Under Votes . . . . .	31	

PRECINCT REPORT

MARICOPA COUNTY  
PRIMARY ELECTION  
SEPTEMBER 12, 2000  
STATISTICS

RUN DATE:09/20/00 10:01 AM

0792 SHAWNEE

	VOTES	PERCENT
REGISTERED VOTERS - SCOTTSDALE . . . . .	601	100.00
BALLOTS CAST - SCOTTSDALE . . . . .	154	100.00
VOTER TURNOUT - SCOTTSDALE. . . . .		25.62

PRECINCT REPORT

MARICOPA COUNTY  
PRIMARY ELECTION  
SEPTEMBER 12, 2000  
NONPARTISAN

OFFICIAL RESULTS

RUN DATE:09/20/00 10:01 AM

REPORT-EL30

PAGE 0801-02

0801 SILVER SPUR

VOTES PERCENT

VOTES PERCENT

SCOTTSDALE QUESTION 1

SCOTTSDALE QUESTION 6

YES . . . . . 109 61.24  
NO. . . . . 69 38.76  
Over Votes . . . . . 0  
Under Votes . . . . . 20

YES . . . . . 83 47.16  
NO. . . . . 93 52.84  
Over Votes . . . . . 0  
Under Votes . . . . . 22

SCOTTSDALE QUESTION 2

SCOTTSDALE QUESTION 7

YES . . . . . 98 54.75  
NO. . . . . 81 45.25  
Over Votes . . . . . 0  
Under Votes . . . . . 19

YES . . . . . 104 58.43  
NO. . . . . 74 41.57  
Over Votes . . . . . 0  
Under Votes . . . . . 20

SCOTTSDALE QUESTION 3

SCOTTSDALE QUESTION 8

YES . . . . . 100 56.82  
NO. . . . . 76 43.18  
Over Votes . . . . . 0  
Under Votes . . . . . 22

YES . . . . . 66 37.93  
NO. . . . . 108 62.07  
Over Votes . . . . . 0  
Under Votes . . . . . 24

SCOTTSDALE QUESTION 4

SCOTTSDALE QUESTION 9

YES . . . . . 75 44.12  
NO. . . . . 95 55.88  
Over Votes . . . . . 0  
Under Votes . . . . . 28

YES . . . . . 65 37.14  
NO. . . . . 110 62.86  
Over Votes . . . . . 0  
Under Votes . . . . . 23

SCOTTSDALE QUESTION 5

YES . . . . . 100 57.80  
NO. . . . . 73 42.20  
Over Votes . . . . . 0  
Under Votes . . . . . 25

PRECINCT REPORT

MARICOPA COUNTY  
PRIMARY ELECTION  
SEPTEMBER 12, 2000  
STATISTICS

RUN DATE:09/20/00 10:01 AM

0801 SILVER SPUR

VOTES PERCENT

REGISTERED VOTERS - SCOTTSDALE . . . . . 893 100.00  
BALLOTS CAST - SCOTTSDALE . . . . . 198 100.00  
VOTER TURNOUT - SCOTTSDALE. . . . . 22.17

PRECINCT REPORT

MARICOPA COUNTY  
PRIMARY ELECTION  
SEPTEMBER 12, 2000  
NONPARTISAN

OFFICIAL RESULTS

RUN DATE:09/20/00 10:01 AM

REPORT-EL30 PAGE 0824-02

0824 STAGECOACH

VOTES PERCENT

VOTES PERCENT

SCOTTSDALE QUESTION 1

SCOTTSDALE QUESTION 6

YES . . . . . 65 51.18  
NO. . . . . 62 48.82  
Over Votes . . . . . 0  
Under Votes . . . . . 11

YES . . . . . 57 44.53  
NO. . . . . 71 55.47  
Over Votes . . . . . 0  
Under Votes . . . . . 10

SCOTTSDALE QUESTION 2

SCOTTSDALE QUESTION 7

YES . . . . . 58 45.67  
NO. . . . . 69 54.33  
Over Votes . . . . . 1  
Under Votes . . . . . 10

YES . . . . . 70 55.12  
NO. . . . . 57 44.88  
Over Votes . . . . . 0  
Under Votes . . . . . 11

SCOTTSDALE QUESTION 3

SCOTTSDALE QUESTION 8

YES . . . . . 79 61.72  
NO. . . . . 49 38.28  
Over Votes . . . . . 0  
Under Votes . . . . . 10

YES . . . . . 40 31.50  
NO. . . . . 87 68.50  
Over Votes . . . . . 0  
Under Votes . . . . . 11

SCOTTSDALE QUESTION 4

SCOTTSDALE QUESTION 9

YES . . . . . 43 33.86  
NO. . . . . 84 66.14  
Over Votes . . . . . 1  
Under Votes . . . . . 10

YES . . . . . 39 30.23  
NO. . . . . 90 69.77  
Over Votes . . . . . 0  
Under Votes . . . . . 9

SCOTTSDALE QUESTION 5

YES . . . . . 69 53.91  
NO. . . . . 59 46.09  
Over Votes . . . . . 0  
Under Votes . . . . . 10

PRECINCT REPORT

MARICOPA COUNTY  
PRIMARY ELECTION  
SEPTEMBER 12, 2000  
STATISTICS

RUN DATE:09/20/00 10:01 AM

0824 STAGECOACH

VOTES PERCENT

REGISTERED VOTERS - SCOTTSDALE . . . . . 585 100.00  
BALLOTS CAST - SCOTTSDALE . . . . . 138 100.00  
VOTER TURNOUT - SCOTTSDALE . . . . . 23.59

PRECINCT REPORT  
 MARICOPA COUNTY  
 PRIMARY ELECTION  
 SEPTEMBER 12, 2000  
 NONPARTISAN

OFFICIAL RESULTS  
 REPORT-EL30  
 PAGE 0828-02

RUN DATE:09/20/00 10:01 AM  
 0828 STONEGATE

		VOTES	PERCENT			VOTES	PERCENT
SCOTTSDALE QUESTION 1							
YES	.	.	.	.	.	138	45.10
NO.	.	.	.	.	.	168	54.90
Over Votes	.	.	.	.	.	1	
Under Votes	.	.	.	.	.	24	

SCOTTSDALE QUESTION 2							
YES	.	.	.	.	.	188	61.24
NO.	.	.	.	.	.	119	38.76
Over Votes	.	.	.	.	.	0	
Under Votes	.	.	.	.	.	24	

SCOTTSDALE QUESTION 3							
YES	.	.	.	.	.	111	36.16
NO.	.	.	.	.	.	196	63.84
Over Votes	.	.	.	.	.	0	
Under Votes	.	.	.	.	.	24	

SCOTTSDALE QUESTION 4							
YES	.	.	.	.	.	96	31.27
NO.	.	.	.	.	.	211	68.73
Over Votes	.	.	.	.	.	0	
Under Votes	.	.	.	.	.	24	

SCOTTSDALE QUESTION 5							
YES	.	.	.	.	.	185	60.66
NO.	.	.	.	.	.	120	39.34
Over Votes	.	.	.	.	.	0	
Under Votes	.	.	.	.	.	26	

SCOTTSDALE QUESTION 6							
YES	.	.	.	.	.	138	45.10
NO.	.	.	.	.	.	168	54.90
Over Votes	.	.	.	.	.	1	
Under Votes	.	.	.	.	.	24	

SCOTTSDALE QUESTION 7							
YES	.	.	.	.	.	188	61.24
NO.	.	.	.	.	.	119	38.76
Over Votes	.	.	.	.	.	0	
Under Votes	.	.	.	.	.	24	

SCOTTSDALE QUESTION 8							
YES	.	.	.	.	.	111	36.16
NO.	.	.	.	.	.	196	63.84
Over Votes	.	.	.	.	.	0	
Under Votes	.	.	.	.	.	24	

SCOTTSDALE QUESTION 9							
YES	.	.	.	.	.	96	31.27
NO.	.	.	.	.	.	211	68.73
Over Votes	.	.	.	.	.	0	
Under Votes	.	.	.	.	.	24	

SCOTTSDALE QUESTION 10							
YES	.	.	.	.	.	185	60.66
NO.	.	.	.	.	.	120	39.34
Over Votes	.	.	.	.	.	0	
Under Votes	.	.	.	.	.	26	

PRECINCT REPORT

MARICOPA COUNTY  
 PRIMARY ELECTION  
 SEPTEMBER 12, 2000  
 STATISTICS

RUN DATE:09/20/00 10:01 AM

0828 STONEGATE

REGISTERED VOTERS - SCOTTSDALE	.	.	.	.	.	1103	100.00
BALLOTS CAST - SCOTTSDALE	.	.	.	.	.	331	100.00
VOTER TURNOUT - SCOTTSDALE	.	.	.	.	.	30.01	

PRECINCT REPORT

MARICOPA COUNTY  
PRIMARY ELECTION  
SEPTEMBER 12, 2000  
NONPARTISAN

OFFICIAL RESULTS

RUN DATE:09/20/00 10:01 AM

REPORT-EL30 PAGE 0842-02

0842 SUNDOWN

SCOTTSDALE QUESTION 1					
YES	.	.	.	.	.
NO.	.	.	.	.	.
Over Votes	.	.	.	.	.
Under Votes	.	.	.	.	.

VOTES	243
PERCENT	63.95
	137
	36.05
	1
	33

SCOTTSDALE QUESTION 6					
YES	.	.	.	.	.
NO.	.	.	.	.	.
Over Votes	.	.	.	.	.
Under Votes	.	.	.	.	.

VOTES	183
PERCENT	48.16
	197
	51.84
	0
	34

SCOTTSDALE QUESTION 2					
YES	.	.	.	.	.
NO.	.	.	.	.	.
Over Votes	.	.	.	.	.
Under Votes	.	.	.	.	.

VOTES	241
PERCENT	63.76
	137
	36.24
	1
	35

SCOTTSDALE QUESTION 7					
YES	.	.	.	.	.
NO.	.	.	.	.	.
Over Votes	.	.	.	.	.
Under Votes	.	.	.	.	.

VOTES	239
PERCENT	63.23
	139
	36.77
	0
	36

SCOTTSDALE QUESTION 3					
YES	.	.	.	.	.
NO.	.	.	.	.	.
Over Votes	.	.	.	.	.
Under Votes	.	.	.	.	.

VOTES	211
PERCENT	54.52
	176
	45.48
	0
	27

SCOTTSDALE QUESTION 8					
YES	.	.	.	.	.
NO.	.	.	.	.	.
Over Votes	.	.	.	.	.
Under Votes	.	.	.	.	.

VOTES	155
PERCENT	41.67
	217
	58.33
	0
	42

SCOTTSDALE QUESTION 4					
YES	.	.	.	.	.
NO.	.	.	.	.	.
Over Votes	.	.	.	.	.
Under Votes	.	.	.	.	.

VOTES	182
PERCENT	48.53
	193
	51.47
	0
	39

SCOTTSDALE QUESTION 9					
YES	.	.	.	.	.
NO.	.	.	.	.	.
Over Votes	.	.	.	.	.
Under Votes	.	.	.	.	.

VOTES	126
PERCENT	33.78
	247
	66.22
	0
	41

SCOTTSDALE QUESTION 5					
YES	.	.	.	.	.
NO.	.	.	.	.	.
Over Votes	.	.	.	.	.
Under Votes	.	.	.	.	.

VOTES	242
PERCENT	64.36
	134
	35.64
	1
	37

PRECINCT REPORT

MARICOPA COUNTY  
PRIMARY ELECTION  
SEPTEMBER 12, 2000  
STATISTICS

RUN DATE:09/20/00 10:01 AM

0842 SUNDOWN

VOTES	PERCENT
REGISTERED VOTERS - SCOTTSDALE	1265 100.00
BALLOTS CAST - SCOTTSDALE	414 100.00
VOTER TURNOUT - SCOTTSDALE	32.73

PRECINCT REPORT

MARICOPA COUNTY  
PRIMARY ELECTION  
SEPTEMBER 12, 2000  
NONPARTISAN

OFFICIAL RESULTS

RUN DATE:09/20/00 10:01 AM

REPORT:EL30 PAGE 0856-02

0856 SUPAI

VOTES PERCENT

VOTES PERCENT

SCOTTSDALE QUESTION 1

SCOTTSDALE QUESTION 6

YES . . . . . 109  
NO. . . . . 151  
Over Votes . . . . . 2  
Under Votes . . . . . 34

YES . . . . . 132  
NO. . . . . 137  
Over Votes . . . . . 0  
Under Votes . . . . . 27

SCOTTSDALE QUESTION 2

SCOTTSDALE QUESTION 7

YES . . . . . 123  
NO. . . . . 139  
Over Votes . . . . . 0  
Under Votes . . . . . 34

YES . . . . . 124  
NO. . . . . 141  
Over Votes . . . . . 0  
Under Votes . . . . . 31

SCOTTSDALE QUESTION 3

SCOTTSDALE QUESTION 8

YES . . . . . 82  
NO. . . . . 184  
Over Votes . . . . . 0  
Under Votes . . . . . 30

YES . . . . . 88  
NO. . . . . 180  
Over Votes . . . . . 0  
Under Votes . . . . . 28

SCOTTSDALE QUESTION 4

SCOTTSDALE QUESTION 9

YES . . . . . 81  
NO. . . . . 180  
Over Votes . . . . . 1  
Under Votes . . . . . 34

YES . . . . . 63  
NO. . . . . 205  
Over Votes . . . . . 0  
Under Votes . . . . . 28

SCOTTSDALE QUESTION 5

YES . . . . . 135  
NO. . . . . 127  
Over Votes . . . . . 0  
Under Votes . . . . . 34

YES . . . . . 51.53  
NO. . . . . 48.47  
Over Votes . . . . . 0  
Under Votes . . . . . 34

PRECINCT REPORT

MARICOPA COUNTY  
PRIMARY ELECTION  
SEPTEMBER 12, 2000  
STATISTICS

RUN DATE:09/20/00 10:01 AM

0856 SUPAI

VOTES PERCENT

REGISTERED VOTERS - SCOTTSDALE . . . . . 833  
BALLOTS CAST - SCOTTSDALE . . . . . 296  
VOTER TURNOUT - SCOTTSDALE . . . . . 35.53

PRECINCT REPORT

MARICOPA COUNTY  
PRIMARY ELECTION  
SEPTEMBER 12, 2000  
NONPARTISAN

OFFICIAL RESULTS

RUN DATE:09/20/00 10:01 AM

REPORT-EL30

PAGE 0859-02

0859 SUTTON

VOTES PERCENT

VOTES PERCENT

SCOTTSDALE QUESTION 1

SCOTTSDALE QUESTION 6

YES . . . . . 176  
NO. . . . . 101  
Over Votes . . . . . 0  
Under Votes . . . . . 13

YES . . . . . 124  
NO. . . . . 148  
Over Votes . . . . . 0  
Under Votes . . . . . 18

SCOTTSDALE QUESTION 2

SCOTTSDALE QUESTION 7

YES . . . . . 158  
NO. . . . . 116  
Over Votes . . . . . 0  
Under Votes . . . . . 16

YES . . . . . 159  
NO. . . . . 114  
Over Votes . . . . . 0  
Under Votes . . . . . 17

SCOTTSDALE QUESTION 3

SCOTTSDALE QUESTION 8

YES . . . . . 129  
NO. . . . . 147  
Over Votes . . . . . 0  
Under Votes . . . . . 14

YES . . . . . 95  
NO. . . . . 174  
Over Votes . . . . . 1  
Under Votes . . . . . 20

SCOTTSDALE QUESTION 4

SCOTTSDALE QUESTION 9

YES . . . . . 119  
NO. . . . . 153  
Over Votes . . . . . 0  
Under Votes . . . . . 18

YES . . . . . 102  
NO. . . . . 169  
Over Votes . . . . . 0  
Under Votes . . . . . 19

SCOTTSDALE QUESTION 5

YES . . . . . 168  
NO. . . . . 101  
Over Votes . . . . . 0  
Under Votes . . . . . 21

PRECINCT REPORT

MARICOPA COUNTY  
PRIMARY ELECTION  
SEPTEMBER 12, 2000  
STATISTICS

RUN DATE:09/20/00 10:01 AM

0859 SUTTON

VOTES PERCENT

REGISTERED VOTERS - SCOTTSDALE . . . . . 1089 100.00  
BALLOTS CAST - SCOTTSDALE . . . . . 290 100.00  
VOTER TURNOUT - SCOTTSDALE. . . . . 26.63



PRECINCT REPORT

MARICOPA COUNTY  
PRIMARY ELECTION  
SEPTEMBER 12, 2000  
NONPARTISAN

OFFICIAL RESULTS

RUN DATE:09/20/00 10:01 AM

REPORT-EL30 PAGE 0929-02

0929 TERRAVITA

VOTES PERCENT

VOTES PERCENT

SCOTTSDALE QUESTION 1

SCOTTSDALE QUESTION 6

YES . . . . . 194  
NO. . . . . 180  
Over Votes . . . . . 1  
Under Votes . . . . . 29

YES . . . . . 164  
NO. . . . . 206  
Over Votes . . . . . 1  
Under Votes . . . . . 33

SCOTTSDALE QUESTION 2

SCOTTSDALE QUESTION 7

YES . . . . . 189  
NO. . . . . 180  
Over Votes . . . . . 0  
Under Votes . . . . . 35

YES . . . . . 207  
NO. . . . . 163  
Over Votes . . . . . 0  
Under Votes . . . . . 34

SCOTTSDALE QUESTION 3

SCOTTSDALE QUESTION 8

YES . . . . . 255  
NO. . . . . 121  
Over Votes . . . . . 0  
Under Votes . . . . . 28

YES . . . . . 136  
NO. . . . . 233  
Over Votes . . . . . 0  
Under Votes . . . . . 35

SCOTTSDALE QUESTION 4

SCOTTSDALE QUESTION 9

YES . . . . . 123  
NO. . . . . 240  
Over Votes . . . . . 0  
Under Votes . . . . . 41

YES . . . . . 108  
NO. . . . . 262  
Over Votes . . . . . 0  
Under Votes . . . . . 34

SCOTTSDALE QUESTION 5

YES . . . . . 198  
NO. . . . . 167  
Over Votes . . . . . 0  
Under Votes . . . . . 39

PRECINCT REPORT

MARICOPA COUNTY  
PRIMARY ELECTION  
SEPTEMBER 12, 2000  
STATISTICS

RUN DATE:09/20/00 10:01 AM

0929 TERRAVITA

VOTES PERCENT

REGISTERED VOTERS - SCOTTSDALE . . . . . 1533  
BALLOTS CAST - SCOTTSDALE . . . . . 404  
VOTER TURNOUT - SCOTTSDALE. . . . . 26.35

PRECINCT REPORT  
 MARICOPA COUNTY  
 PRIMARY ELECTION  
 SEPTEMBER 12, 2000  
 NONPARTISAN

OFFICIAL RESULTS  
 REPORT-EL30  
 PAGE 0931-02

RUN DATE:09/20/00 10:01 AM

0931 THORNWOOD

SCOTTSDALE QUESTION 1		SCOTTSDALE QUESTION 2		SCOTTSDALE QUESTION 3		SCOTTSDALE QUESTION 4		SCOTTSDALE QUESTION 5		SCOTTSDALE QUESTION 6		SCOTTSDALE QUESTION 7		SCOTTSDALE QUESTION 8		SCOTTSDALE QUESTION 9		SCOTTSDALE QUESTION 10		
YES	NO.	YES	NO.	YES	NO.	YES	NO.	YES	NO.	YES	NO.	YES	NO.	YES	NO.	YES	NO.	YES	NO.	
194	163	192	161	156	197	133	219	205	143	162	193	198	160	137	214	100	255	1118	378	
54.34	45.66	54.39	45.61	44.19	55.81	37.78	62.22	58.91	41.09	45.63	54.37	55.31	44.69	39.03	60.97	28.17	71.83	100.00	100.00	
Over Votes	0	Over Votes	1	Over Votes	0	Over Votes	0	Over Votes	0	Over Votes	1	Over Votes	0	Over Votes	1	Over Votes	0	Over Votes	0	Over Votes
Under Votes	21	Under Votes	24	Under Votes	25	Under Votes	26	Under Votes	30	Under Votes	22	Under Votes	20	Under Votes	26	Under Votes	23	Under Votes	23	Under Votes

PRECINCT REPORT

RUN DATE:09/20/00 10:01 AM

0931 THORNWOOD

MARICOPA COUNTY  
 PRIMARY ELECTION  
 SEPTEMBER 12, 2000  
 STATISTICS

	VOTES	PERCENT
REGISTERED VOTERS - SCOTTSDALE	1118	100.00
BALLOTS CAST - SCOTTSDALE	378	100.00
VOTER TURNOUT - SCOTTSDALE	33.81	

PRECINCT REPORT  
 MARICOPA COUNTY  
 PRIMARY ELECTION  
 SEPTEMBER 12, 2000  
 NONPARTISAN

OFFICIAL RESULTS  
 REPORT-EL30  
 PAGE 0958-02

RUN DATE: 09/20/00 10:01 AM  
 0958 VIRGINIA

		VOTES	PERCENT			VOTES	PERCENT
SCOTTSDALE QUESTION 1							
YES	.	.	.	.	.	163	54.33
NO.	.	.	.	.	.	137	45.67
Over Votes	.	.	.	.	.	0	
Under Votes	.	.	.	.	.	20	

SCOTTSDALE QUESTION 6							
YES	.	.	.	.	.	133	45.70
NO.	.	.	.	.	.	158	54.30
Over Votes	.	.	.	.	.	1	
Under Votes	.	.	.	.	.	28	

SCOTTSDALE QUESTION 2							
YES	.	.	.	.	.	145	49.32
NO.	.	.	.	.	.	149	50.68
Over Votes	.	.	.	.	.	0	
Under Votes	.	.	.	.	.	26	

SCOTTSDALE QUESTION 7							
YES	.	.	.	.	.	159	54.08
NO.	.	.	.	.	.	135	45.92
Over Votes	.	.	.	.	.	0	
Under Votes	.	.	.	.	.	26	

SCOTTSDALE QUESTION 3							
YES	.	.	.	.	.	109	37.20
NO.	.	.	.	.	.	184	62.80
Over Votes	.	.	.	.	.	0	
Under Votes	.	.	.	.	.	27	

SCOTTSDALE QUESTION 8							
YES	.	.	.	.	.	133	45.70
NO.	.	.	.	.	.	158	54.30
Over Votes	.	.	.	.	.	0	
Under Votes	.	.	.	.	.	29	

SCOTTSDALE QUESTION 4							
YES	.	.	.	.	.	113	39.24
NO.	.	.	.	.	.	175	60.76
Over Votes	.	.	.	.	.	0	
Under Votes	.	.	.	.	.	32	

SCOTTSDALE QUESTION 9							
YES	.	.	.	.	.	77	26.19
NO.	.	.	.	.	.	217	73.81
Over Votes	.	.	.	.	.	0	
Under Votes	.	.	.	.	.	26	

SCOTTSDALE QUESTION 5							
YES	.	.	.	.	.	170	59.23
NO.	.	.	.	.	.	117	40.77
Over Votes	.	.	.	.	.	0	
Under Votes	.	.	.	.	.	33	

MARICOPA COUNTY  
 PRIMARY ELECTION  
 SEPTEMBER 12, 2000  
 STATISTICS

PRECINCT REPORT

RUN DATE: 09/20/00 10:01 AM

0958 VIRGINIA

	VOTES	PERCENT
REGISTERED VOTERS - SCOTTSDALE	973	100.00
BALLOTS CAST - SCOTTSDALE	320	100.00
VOTER TURNOUT - SCOTTSDALE		32.89

PRECINCT REPORT

MARICOPA COUNTY  
PRIMARY ELECTION  
SEPTEMBER 12, 2000  
NONPARTISAN

OFFICIAL RESULTS

RUN DATE:09/20/00 10:01 AM

REPORT-EL30

PAGE 0784-02

0784 SENTRY

VOTES PERCENT

VOTES PERCENT

SCOTTSDALE QUESTION 1

SCOTTSDALE QUESTION 6

YES . . . . . 196  
NO. . . . . 112  
Over Votes . . . . . 0  
Under Votes . . . . . 36

YES . . . . . 179  
NO. . . . . 127  
Over Votes . . . . . 0  
Under Votes . . . . . 38

SCOTTSDALE QUESTION 2

SCOTTSDALE QUESTION 7

YES . . . . . 178  
NO. . . . . 126  
Over Votes . . . . . 0  
Under Votes . . . . . 40

YES . . . . . 193  
NO. . . . . 115  
Over Votes . . . . . 0  
Under Votes . . . . . 36

SCOTTSDALE QUESTION 3

SCOTTSDALE QUESTION 8

YES . . . . . 166  
NO. . . . . 142  
Over Votes . . . . . 0  
Under Votes . . . . . 36

YES . . . . . 128  
NO. . . . . 174  
Over Votes . . . . . 0  
Under Votes . . . . . 42

SCOTTSDALE QUESTION 4

SCOTTSDALE QUESTION 9

YES . . . . . 144  
NO. . . . . 157  
Over Votes . . . . . 0  
Under Votes . . . . . 43

YES . . . . . 122  
NO. . . . . 185  
Over Votes . . . . . 0  
Under Votes . . . . . 37

SCOTTSDALE QUESTION 5

YES . . . . . 194  
NO. . . . . 104  
Over Votes . . . . . 0  
Under Votes . . . . . 46

PRECINCT REPORT

MARICOPA COUNTY  
PRIMARY ELECTION  
SEPTEMBER 12, 2000  
STATISTICS

RUN DATE:09/20/00 10:01 AM

0784 SENTRY

VOTES PERCENT

REGISTERED VOTERS - SCOTTSDALE . . . . . 1459 100.00  
BALLOTS CAST - SCOTTSDALE . . . . . 344 100.00  
VOTER TURNOUT - SCOTTSDALE. . . . . 23.58

PRECINCT REPORT

MARICOPA COUNTY  
PRIMARY ELECTION  
SEPTEMBER 12, 2000  
NONPARTISAN

OFFICIAL RESULTS

RUN DATE: 09/20/00 10:01 AM

REPORT-EL30 PAGE 0976-02

0976 WESTWORLD

VOTES PERCENT

VOTES PERCENT

SCOTTSDALE QUESTION 1

YES . . . . . 501 68.26  
NO. . . . . 233 31.74  
Over Votes . . . . . 0  
Under Votes . . . . . 38

SCOTTSDALE QUESTION 6

YES . . . . . 373 51.45  
NO. . . . . 352 48.55  
Over Votes . . . . . 1  
Under Votes . . . . . 46

SCOTTSDALE QUESTION 2

YES . . . . . 418 57.81  
NO. . . . . 305 42.19  
Over Votes . . . . . 0  
Under Votes . . . . . 49

SCOTTSDALE QUESTION 7

YES . . . . . 476 65.75  
NO. . . . . 248 34.25  
Over Votes . . . . . 1  
Under Votes . . . . . 47

SCOTTSDALE QUESTION 3

YES . . . . . 447 61.32  
NO. . . . . 282 38.68  
Over Votes . . . . . 2  
Under Votes . . . . . 41

SCOTTSDALE QUESTION 8

YES . . . . . 291 40.53  
NO. . . . . 427 59.47  
Over Votes . . . . . 0  
Under Votes . . . . . 54

SCOTTSDALE QUESTION 4

YES . . . . . 356 49.79  
NO. . . . . 359 50.21  
Over Votes . . . . . 1  
Under Votes . . . . . 56

SCOTTSDALE QUESTION 9

YES . . . . . 380 52.49  
NO. . . . . 344 47.51  
Over Votes . . . . . 1  
Under Votes . . . . . 47

SCOTTSDALE QUESTION 5

YES . . . . . 488 68.16  
NO. . . . . 228 31.84  
Over Votes . . . . . 0  
Under Votes . . . . . 56

PRECINCT REPORT

MARICOPA COUNTY  
PRIMARY ELECTION  
SEPTEMBER 12, 2000  
STATISTICS

RUN DATE: 09/20/00 10:01 AM

0976 WESTWORLD

VOTES PERCENT

REGISTERED VOTERS - SCOTTSDALE . . . . . 2793 100.00  
BALLOTS CAST - SCOTTSDALE . . . . . 772 100.00  
VOTER TURNOUT - SCOTTSDALE. . . . . 27.64

PRECINCT REPORT

MARICOPA COUNTY  
PRIMARY ELECTION  
SEPTEMBER 12, 2000  
NONPARTISAN

OFFICIAL RESULTS

RUN DATE:09/20/00 10:01 AM

REPORT-EL30 PAGE 1004-02

1004 YUMA

VOTES PERCENT

VOTES PERCENT

SCOTTSDALE QUESTION 1

SCOTTSDALE QUESTION 6

YES . . . . . 253 55.60  
NO. . . . . 202 44.40  
Over Votes . . . . . 0  
Under Votes . . . . . 54

YES . . . . . 232 50.66  
NO. . . . . 226 49.34  
Over Votes . . . . . 0  
Under Votes . . . . . 51

SCOTTSDALE QUESTION 2

SCOTTSDALE QUESTION 7

YES . . . . . 255 55.80  
NO. . . . . 202 44.20  
Over Votes . . . . . 0  
Under Votes . . . . . 52

YES . . . . . 235 51.65  
NO. . . . . 220 48.35  
Over Votes . . . . . 0  
Under Votes . . . . . 54

SCOTTSDALE QUESTION 3

SCOTTSDALE QUESTION 8

YES . . . . . 160 35.40  
NO. . . . . 292 64.60  
Over Votes . . . . . 0  
Under Votes . . . . . 57

YES . . . . . 159 35.73  
NO. . . . . 286 64.27  
Over Votes . . . . . 0  
Under Votes . . . . . 64

SCOTTSDALE QUESTION 4

SCOTTSDALE QUESTION 9

YES . . . . . 180 39.91  
NO. . . . . 271 60.09  
Over Votes . . . . . 0  
Under Votes . . . . . 58

YES . . . . . 110 24.28  
NO. . . . . 343 75.72  
Over Votes . . . . . 1  
Under Votes . . . . . 55

SCOTTSDALE QUESTION 5

YES . . . . . 271 59.96  
NO. . . . . 181 40.04  
Over Votes . . . . . 1  
Under Votes . . . . . 56

PRECINCT REPORT

MARICOPA COUNTY  
PRIMARY ELECTION  
SEPTEMBER 12, 2000  
STATISTICS

RUN DATE:09/20/00 10:01 AM

1004 YUMA

VOTES PERCENT

REGISTERED VOTERS - SCOTTSDALE . . . . . 1390 100.00  
BALLOTS CAST - SCOTTSDALE . . . . . 509 100.00  
VOTER TURNOUT - SCOTTSDALE. . . . . 36.62