

SCOTTSDALE POLICE DEPARTMENT CRIME LABORATORY BLOOD ALCOHOL FACE SHEET

ANALYSIS DATE 09/06/2016 SEQUENCE NAME 06Sep16

EQUIPMENT

Pipettor Hamilton ML600EH7497 Hamilton MD91JF5016
 Gas Chromatograph Agilent US14173023 Perkin Elmer 650N9042002

INSTRUMENT CALIBRATION

Vial 1	0.02 calibrator	Lot <u>FN08101401</u>	Coefficient of determination (r ²) <u>0.99999</u>
Vial 2	0.10 calibrator	Lot <u>FN06181501</u>	
Vial 3	0.20 calibrator	Lot <u>FN07201502</u>	
Vial 4	0.40 calibrator	Lot <u>FN11191402</u>	

CALIBRATION VERIFICATION AND RESOLUTION TEST

Vial	Sample	Expected result	Measured result	Manufacturer/lot
5	blank	Not detected	Not detected	SPD lab 110215
6	volatiles mixture	6 Compounds	6 Compounds	SPD lab 030916ASL
7	aqueous control	0.400 g/dL	0.401g/dL	Lipomed 05012012-C
8	aqueous control	0.040 g/dL	0.039g/dL	Lipomed 30112011-B
9	blood control	0.200 g/dL	0.200g/dL	ACQ 402101060/6
20	aqueous control	0.080 g/dL	0.079g/dL	Lipomed 14112011-A
31	aqueous control	0.150 g/dL	0.150g/dL	Lipomed 11012012-C
42	blood control	0.200 g/dL	0.202g/dL	ACQ 402101060/6
53	aqueous control	0.080 g/dL	0.079g/dL	Lipomed 14112011-A
56	aqueous control	0.400 g/dL	0.403g/dL	Lipomed 05012012-C
57	aqueous control	0.040 g/dL	0.040g/dL	Lipomed 30112011-B
58	blood control	0.200 g/dL	0.205g/dL	ACQ 402101060/6
59	blank	Not detected	Not detected	SPD lab 110215

SUBJECT SAMPLES

Subjects in the sequence 21 Subjects requiring reanalysis 1

ADDITIONAL NOTES: Vials 21 & 22 duplicates fell outside of the expected 2% agreement range. DR 2016-15692 item number corrected by hand on all documents.

Run valid
Run invalid

Amudangan
Analyst

Run valid
Run invalid

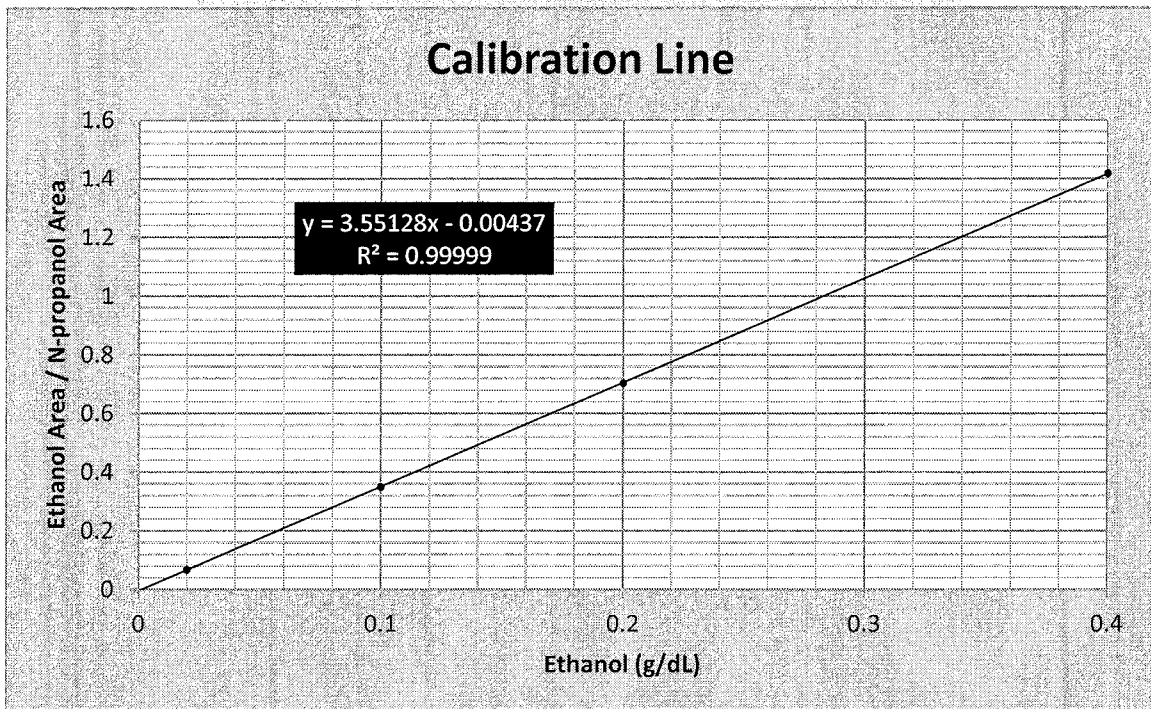
KOBECKI 9/10/16
Technical Reviewer

**SCOTTSDALE POLICE DEPARTMENT CRIME LABORATORY
SEQUENCE QUALITY ASSURANCE SUMMARY**

SEQUENCE NAME: 06Sep16

Control	Vial	Expected Value (g/dL)	Measured Value (g/dL)	Percent Difference	Absolute Difference (g/dL)
1	5	negative	negative	-	-
2	7	0.400	0.401	0.25	0.001
3	8	0.040	0.039	2.50	-0.001
4	9	0.200	0.200	0.00	0.000
5	20	0.080	0.079	1.25	-0.001
6	31	0.150	0.150	0.00	0.000
7	42	0.200	0.202	1.00	0.002
8	53	0.080	0.079	1.25	-0.001
9	56	0.400	0.403	0.75	0.003
10	57	0.040	0.040	0.00	0.000
11	58	0.200	0.205	2.50	0.005
12	59	negative	negative	-	-

Calibrator	Ethanol Area	N-propanol Area	Ratio
0.020	11.517	168.178	0.068
0.100	57.821	165.285	0.350
0.200	115.734	164.440	0.704
0.400	231.885	163.608	1.417



Scottsdale Police Department Crime Lab Volatiles Analysis

Sample: 0.02 Cerilliant FN08101401	Item number:
Injection date: 9/6/2016 6:34:55 PM	Vial: 1
Method: ethanol quant.M	Sequence: 06Sep16
Instrument: US14173023 CN14160045	Analyst: Langan <i>ML</i>
Data file: C:\Chem32\1\Data\06Sep16\1.D	

Dissemination is restricted to Criminal Justice Agencies and authorized Non-C.J. Agencies ONLY. Secondary dissemination to unauthorized agencies is PROHIBITED. Scottsdale City Prosecutor

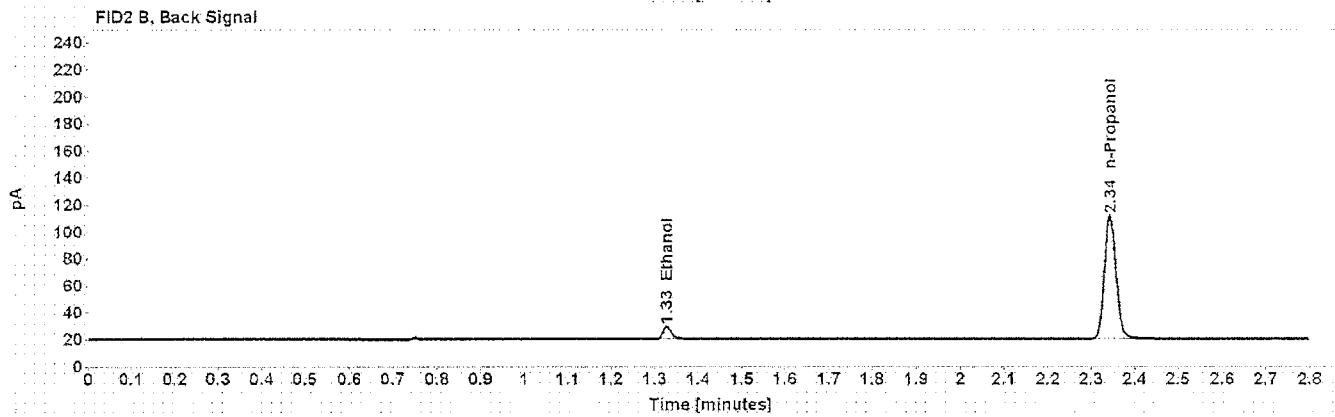
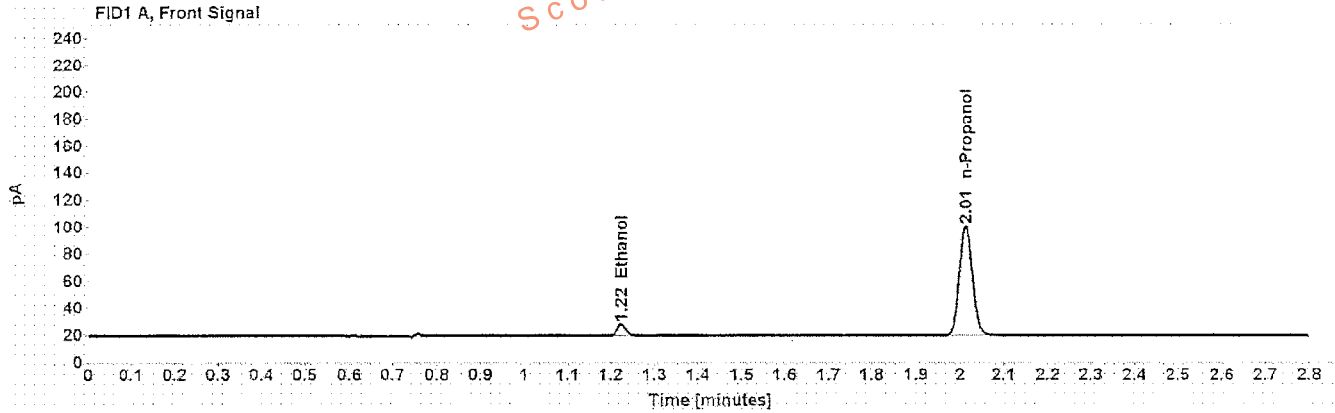


Table 1: FID 1 A (column DB-ALC1)

Compound	Time (min)	Peak Area
Ethanol	1.224	11.517
n-Propanol	2.013	168.178

Table 2: FID 2 B (column DB-ALC2)

Compound	Time (min)	Peak Area
Ethanol	1.328	11.553
n-Propanol	2.343	171.911

Scottsdale Police Department Crime Lab Volatiles Analysis

Sample: 0.10 Cerilliant FN06181501	Item number:
Injection date: 9/6/2016 6:38:56 PM	Vial: 2
Method: ethanol quant M	Sequence: 06Sep16
Instrument: US14173023 CN14160045	Analyst: Langan <i>AL</i>
Data file: C:\Chem32\11\Data\06Sep16\2.D	

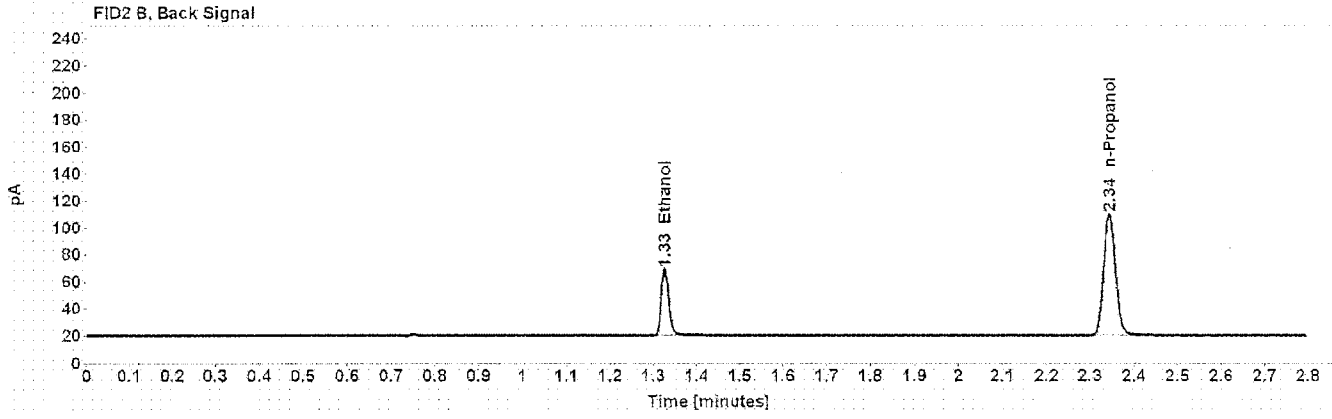
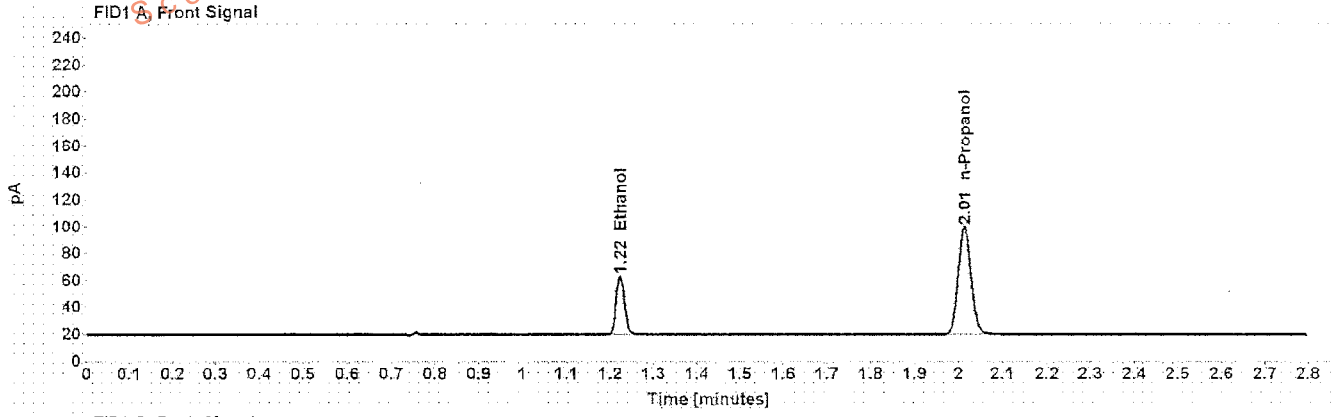


Table 1: FID 1 A (column DB-ALC1)

Compound	Time (min)	Peak Area
Ethanol	1.223	57.821
n-Propanol	2.013	165.285

Table 2: FID 2 B (column DB-ALC2)

Compound	Time (min)	Peak Area
Ethanol	1.326	59.134
n-Propanol	2.344	168.996

Scottsdale Police Department Crime Lab Volatiles Analysis

Sample: 0.20 Cerilliant FN07201502	Item number:
Injection date: 9/6/2016 6:42:56 PM	Vial: 3
Method: ethanol quant.M	Sequence: 06Sep16
Instrument: US14173023 CN14160045	Analyst: Langan <i>ML</i>
Data file: C:\Chem3211\Data\06Sep16\3.D	

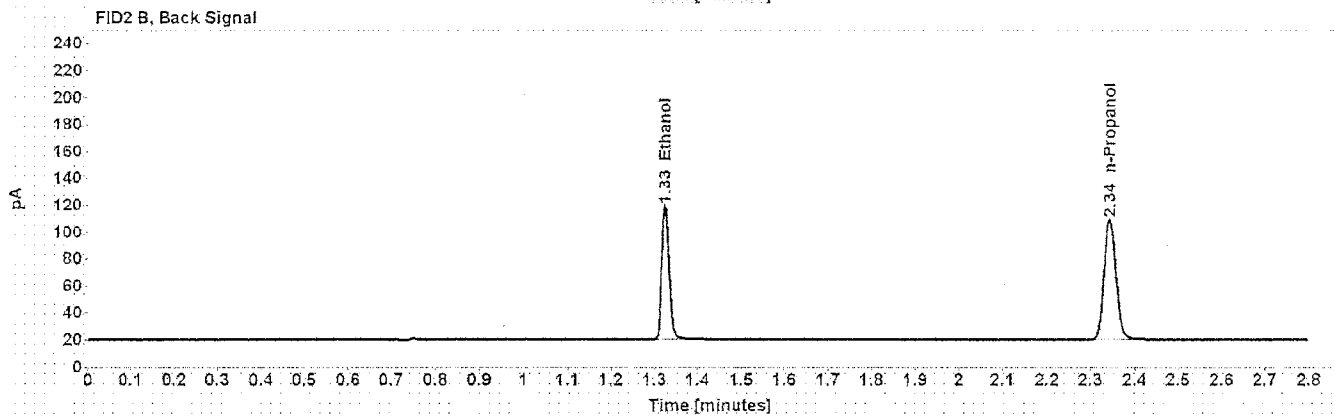
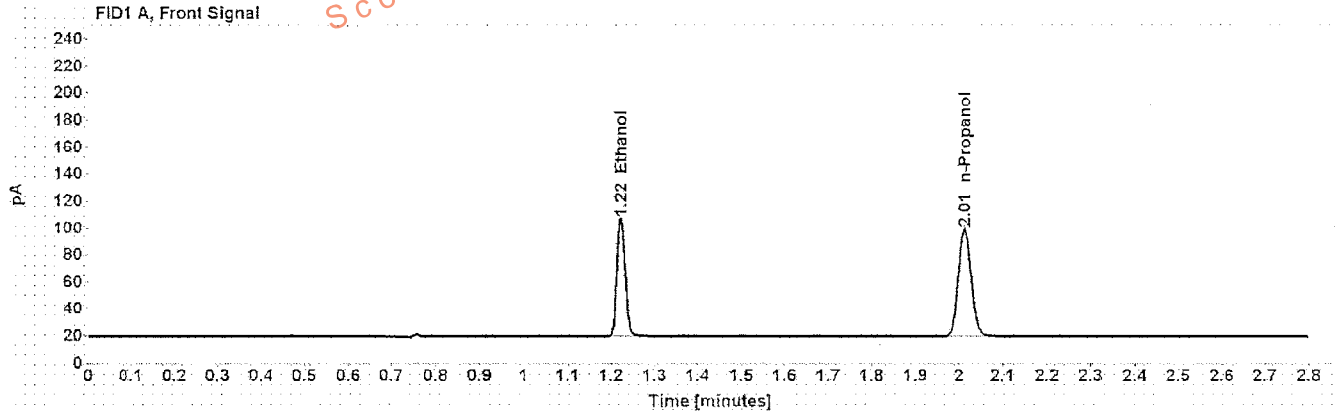


Table 1: FID 1 A (column DB-ALC1)

Compound	Time (min)	Peak Area
Ethanol	1.223	115.734
n-Propanol	2.013	164.440

Table 2: FID 2 B (column DB-ALC2)

Compound	Time (min)	Peak Area
Ethanol	1.325	118.656
n-Propanol	2.344	167.871

Scottsdale Police Department Crime Lab Volatiles Analysis

Sample: 0.40 Cerilliant FN11191402
Injection date: 9/6/2016 6:46:56 PM
Method: ethanol quant.M
Instrument: US14173023 CN14160045
Data file: C:\Chem32\1\Data\06Sep16\4.D

Item number:
Vial: 4
Sequence: 06Sep16
Analyst: Langan

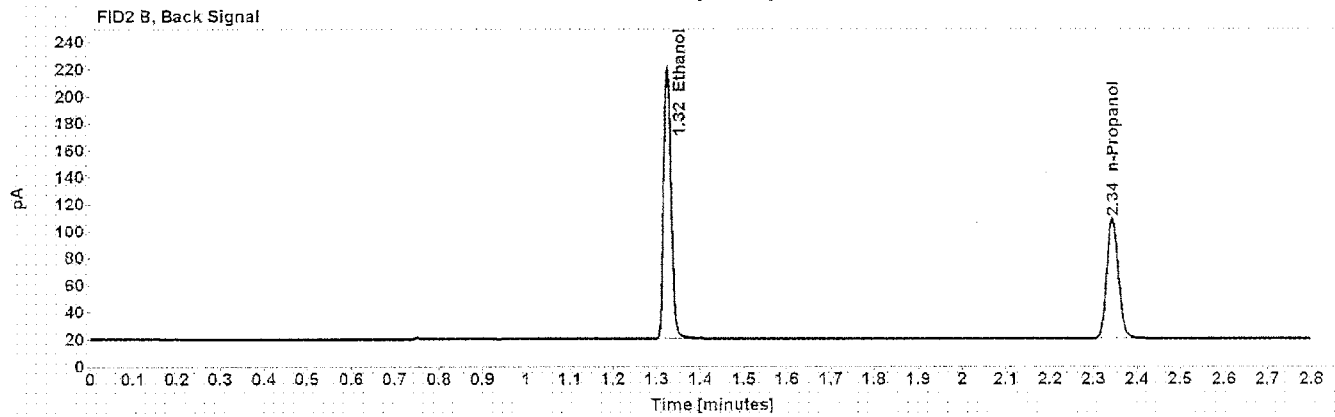
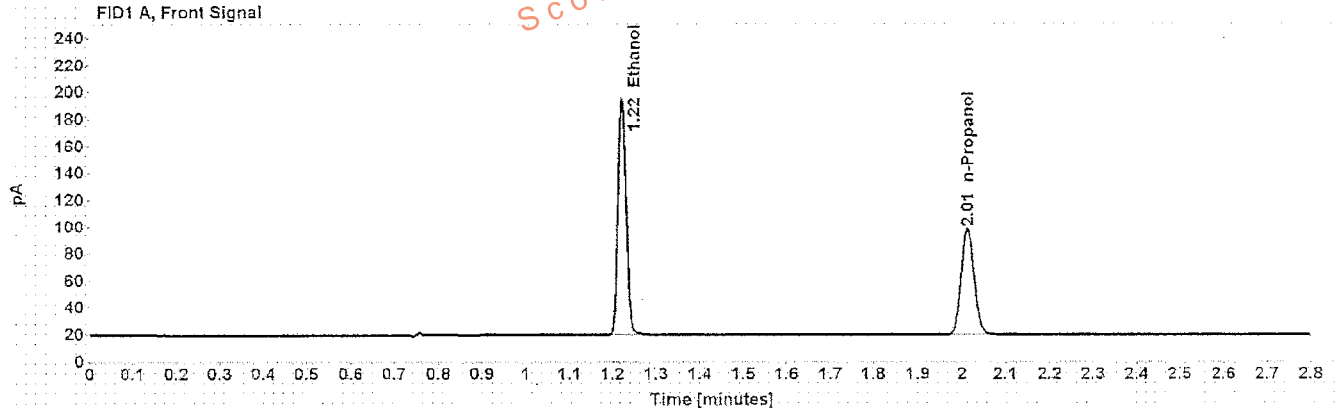


Table 1: FID 1 A (column DB-ALC1)

Compound	Time (min)	Peak Area
Ethanol	1.222	231.885
n-Propanol	2.013	163.608

Table 2: FID 2 B (column DB-ALC2)

Compound	Time (min)	Peak Area
Ethanol	1.325	239.101
n-Propanol	2.343	167.096

Scottsdale Police Department Crime Lab Volatiles Analysis

Sample: blank 110215	Item number:
Injection date: 9/6/2016 6:50:56 PM	Vial: 5
Method: ethanol quant.M	Sequence: 06Sep16
Instrument: US14173023 CN14160045	Analyst: Langan AJ
Data file: C:\Chem32\1\1\Data\06Sep16\5.D	

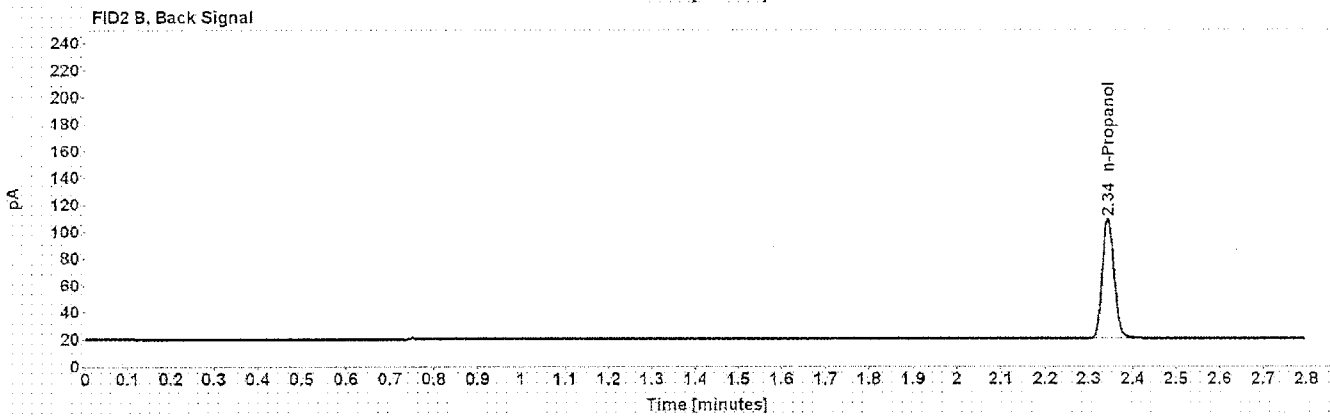
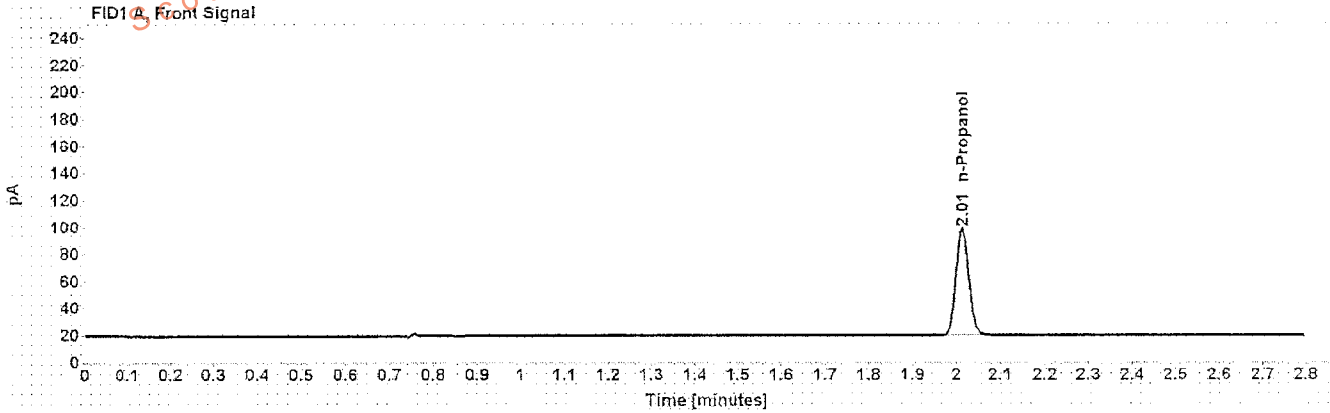


Table 1: FID 1 A (column DB-ALC1)

Compound	Amount (g/100mL)	Time (min)	Peak Area
n-Propanol	-----	2.013	163.797

Table 2: FID 2 B (column DB-ALC2)

Compound	Time (min)	Peak Area
n-Propanol	2.343	167.489

Scottsdale Police Department Crime Lab Volatiles Analysis

Sample: volatiles mix 030916 ASL	Item number:
Injection date: 9/6/2016 6:54:55 PM	Vial: 6
Method: ethanol quant.M	Sequence: 06Sep16
Instrument: US14173023 CN14160045	Analyst: Langan
Data file: C:\Chem32\1\Data\06Sep16\6.D	

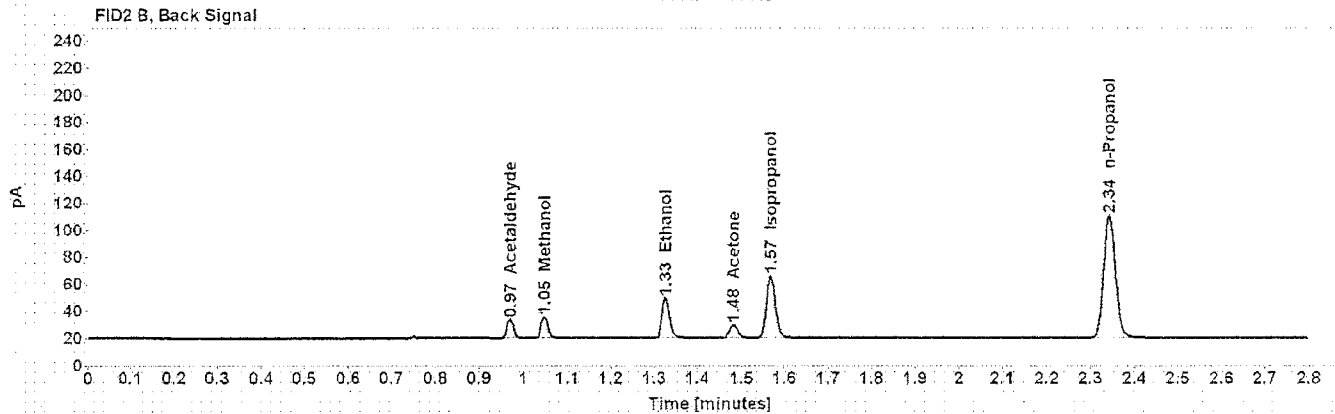
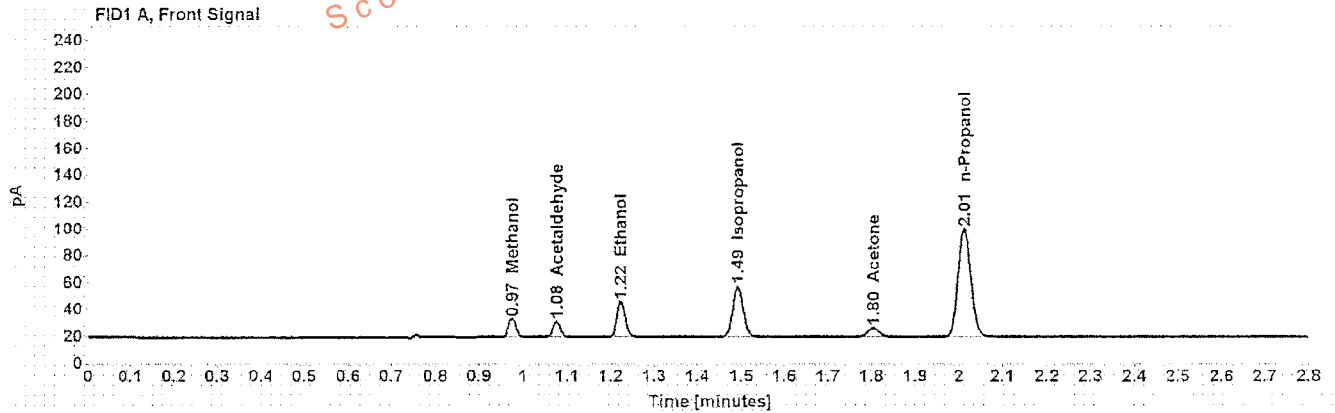


Table 1: FID 1 A (column DB-ALC1)

Compound	Amount (g/100mL)	Time (min)	Peak Area
Methanol	-----	0.975	16.640
Acetaldehyde	-----	1.076	13.579
>Ethanol	0.0601	1.223	34.958
Isopropanol	-----	1.492	63.527
Acetone	-----	1.803	12.344
n-Propanol	-----	2.013	167.078

Table 2: FID 2 B (column DB-ALC2)

Compound	Time (min)	Peak Area
Acetaldehyde	0.970	14.460
Methanol	1.048	17.040
Ethanol	1.326	35.608
Acetone	1.482	12.473
Isopropanol	1.568	65.614
n-Propanol	2.343	170.656

Scottsdale Police Department Crime Lab Volatiles Analysis

Sample: 0.40 Lipomed 05012012-C	Item number:
Injection date: 9/6/2016 6:59:12 PM	Vial: 7
Method: ethanol quant.M	Sequence: 06Sep16
Instrument: US14173023 CN14160045	Analyst: Langan AK
Data file: C:\Chem32\1\Data\06Sep16\7.D	

Dissemination is restricted to Criminal Justice Agencies and authorized Non-C.J. Agencies ONLY. Secondary dissemination to unauthorized agencies is PROHIBITED. Scottsdale City Prosecutor

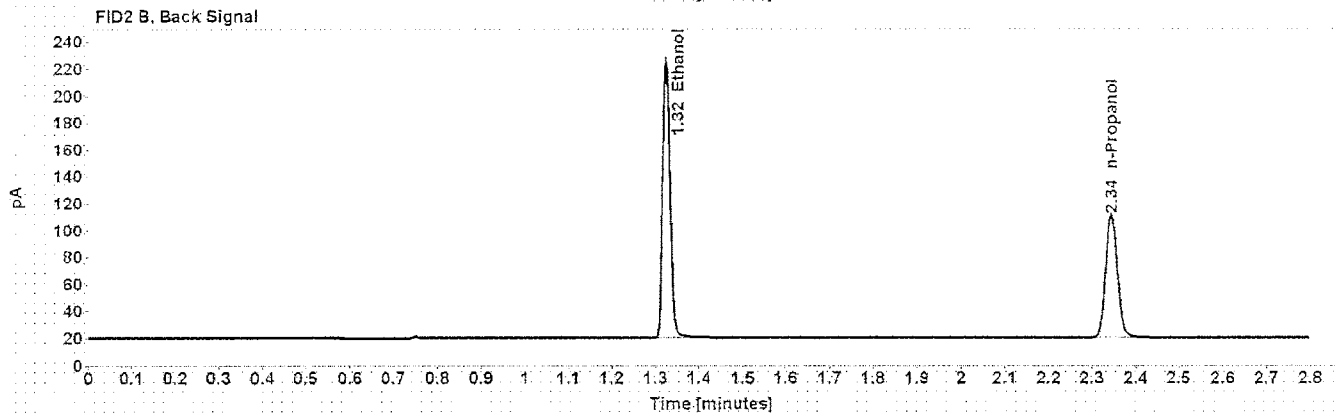
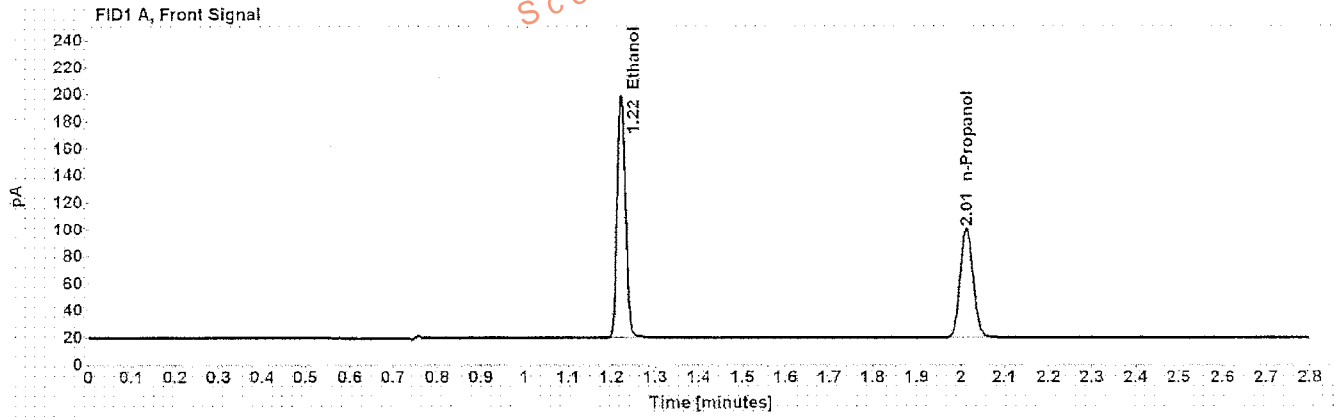


Table 1: FID 1 A (column DB-ALC1)

Compound	Amount (g/100mL)	Time (min)	Peak Area
>Ethanol	0.4014	1.222	238.110
n-Propanol	-----	2.013	167.547

Table 2: FID 2 B (column DB-ALC2)

Compound	Time (min)	Peak Area
Ethanol	1.325	245.686
n-Propanol	2.344	171.336

Scottsdale Police Department Crime Lab Volatiles Analysis

Sample: 0.04 Lipomed 30112011-B	Item number:
Injection date: 9/6/2016 7:03:11 PM	Vial: 8
Method: ethanol quant.M	Sequence: 06Sep16
Instrument: US14173023 CN14160045	Analyst: Langan AL
Data file: C:\Chem32\1\Data\06Sep16\8.D	

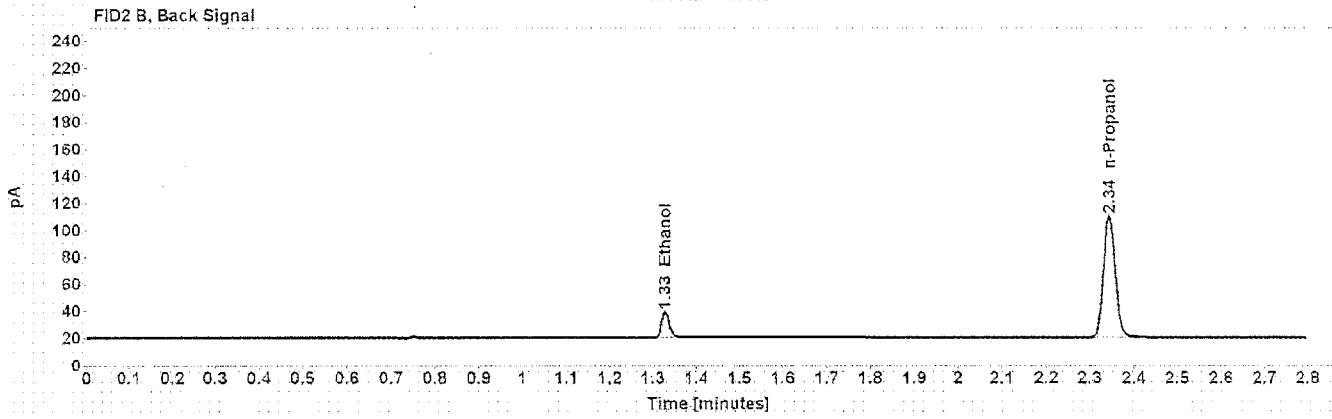
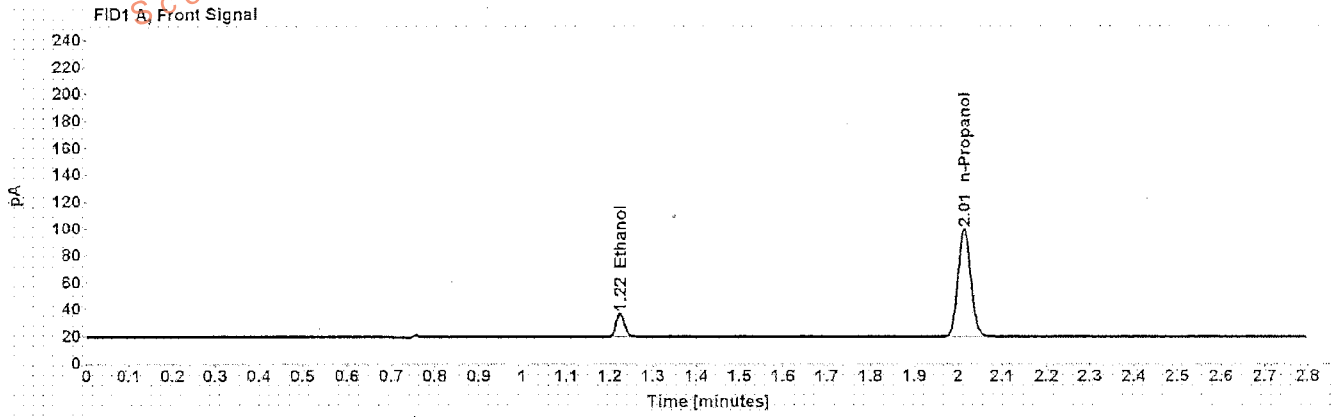


Table 1: FID 1 A (column DB-ALC1)

Compound	Amount (g/100mL)	Time (min)	Peak Area
>Ethanol	0.0399	1.224	22.775
n-Propanol	-----	2.014	166.033

Table 2: FID 2 B (column DB-ALC2)

Compound	Time (min)	Peak Area
Ethanol	1.327	23.139
n-Propanol	2.344	169.805

Scottsdale Police Department Crime Lab Volatiles Analysis

Sample: 0.20 ACQ 402101060/6	Item number:
Injection date: 9/6/2016 7:07:10 PM	Vial: 9
Method: ethanol quant.M	Sequence: 06Sep16
Instrument: US14173023 CN14160045	Analyst: Langan <i>AK</i>
Data file: C:\Chem3211\Data\06Sep16\9.D	

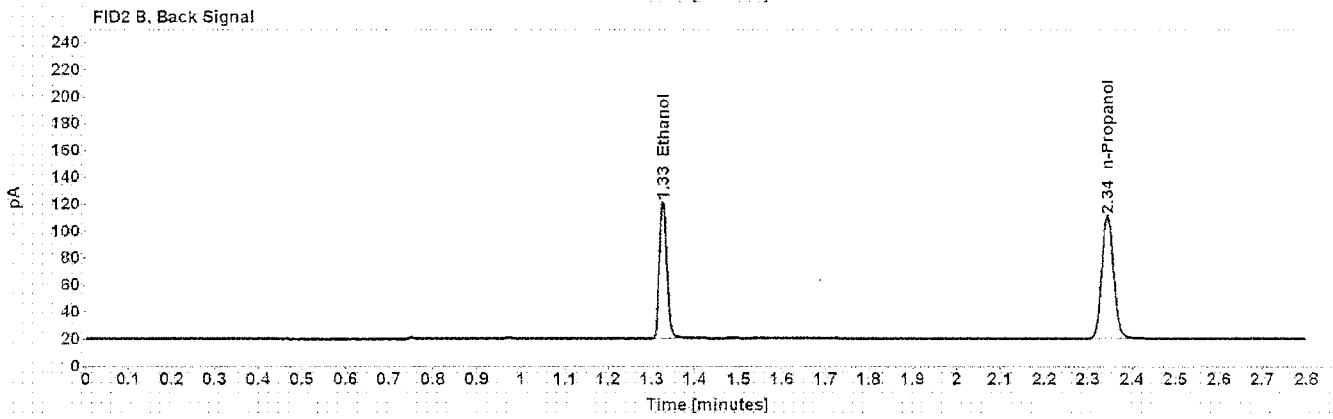
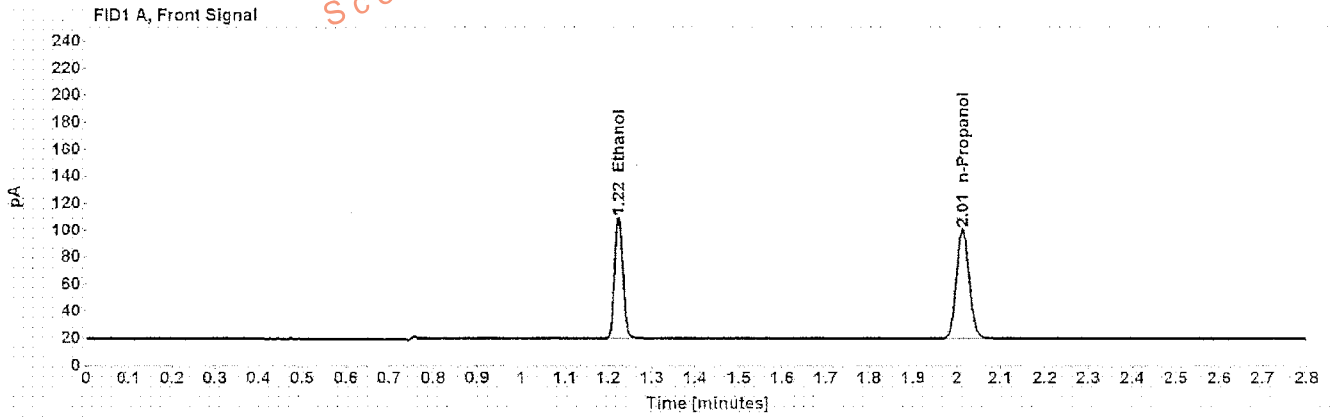


Table 1: FID 1 A (column DB-ALC1)

Compound	Amount (g/100mL)	Time (min)	Peak Area
>Ethanol	0.2006	1.223	118.716
n-Propanol	-----	2.014	167.696

Table 2: FID 2 B (column DB-ALC2)

Compound	Time (min)	Peak Area
Ethanol	1.326	121.687
n-Propanol	2.344	171.948

Scottsdale Police Department Crime Lab Volatiles Analysis

Sample: 0.080 Lipomed 14112011-A	Item number:
Injection date: 9/6/2016 7:51:40 PM	Vial: 20
Method: ethanol quant.M	Sequence: 06Sep16
Instrument: US14173023 CN14160045	Analyst: Langan A
Data file: C:\Chem32\1\Data\06Sep16\20.D	

Dissemination is restricted to Criminal Justice Agencies and authorized Non-C.J. Agencies ONLY. Secondary dissemination to unauthorized agencies is PROHIBITED. Scottsdale City Prosecutor

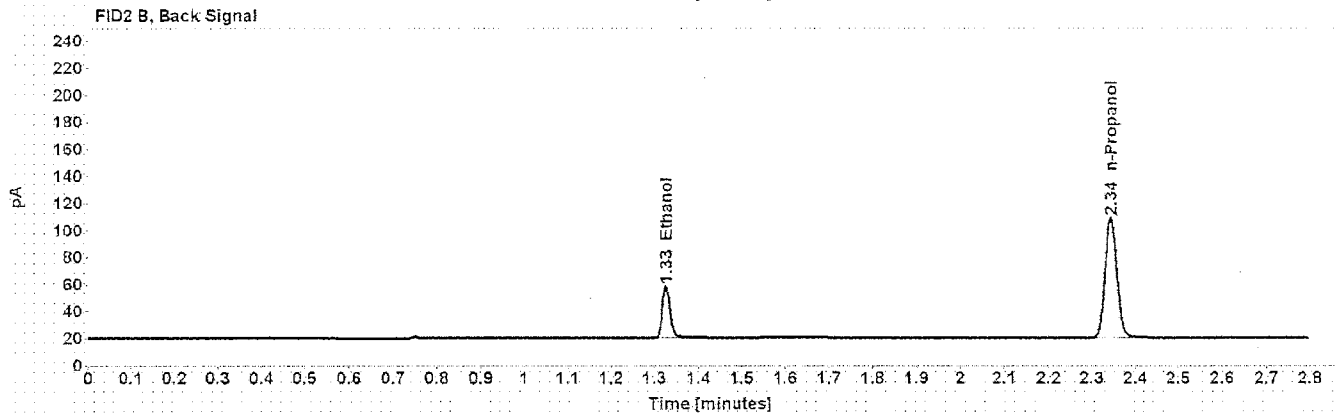
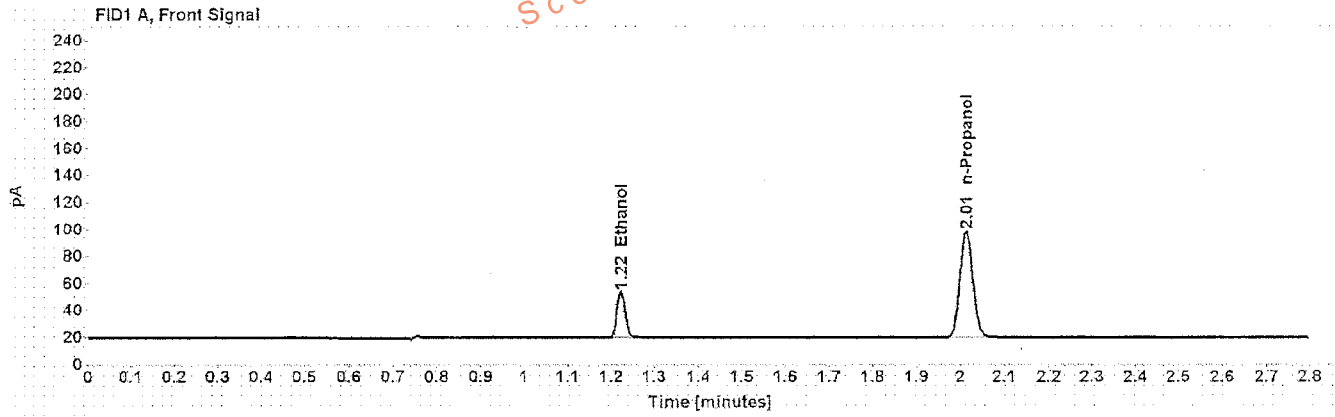


Table 1: FID 1 A (column DB-ALC1)

Compound	Amount (g/100mL)	Time (min)	Peak Area
>Ethanol	0.0794	1.223	45.302
n-Propanol	-----	2.013	163.293

Table 2: FID 2 B (column DB-ALC2)

Compound	Time (min)	Peak Area
Ethanol	1.326	46.408
n-Propanol	2.343	167.567

Scottsdale Police Department Crime Lab Volatiles Analysis

Sample: 0.150 Lipomed11012012-C	Item number:
Injection date: 9/6/2016 8:36:11 PM	Vial: 31
Method: ethanol quant M	Sequence: 06Sep16
Instrument: US14173023 CN14160045	Analyst: Langan <i>AL</i>
Data file: C:\Chem32\11\Data\06Sep16\31.D	

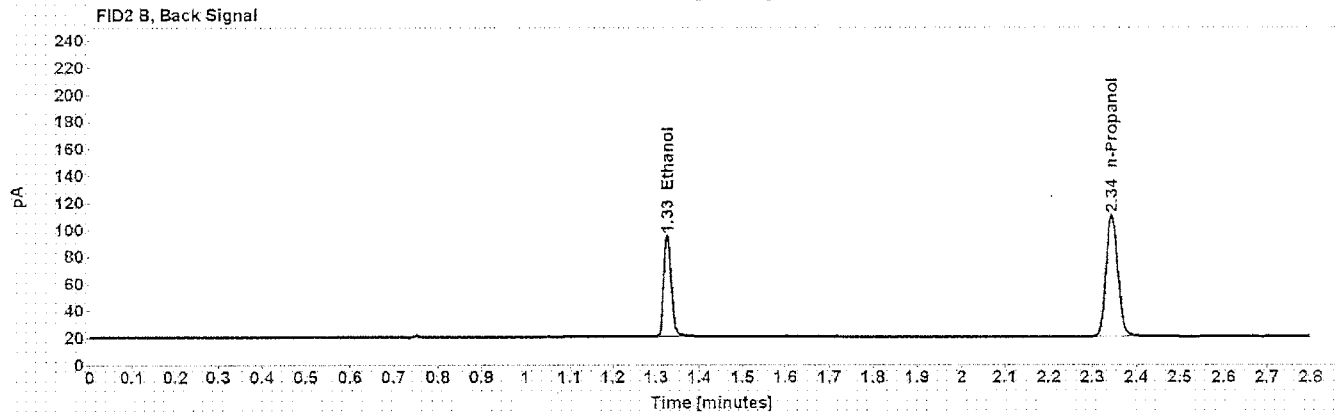
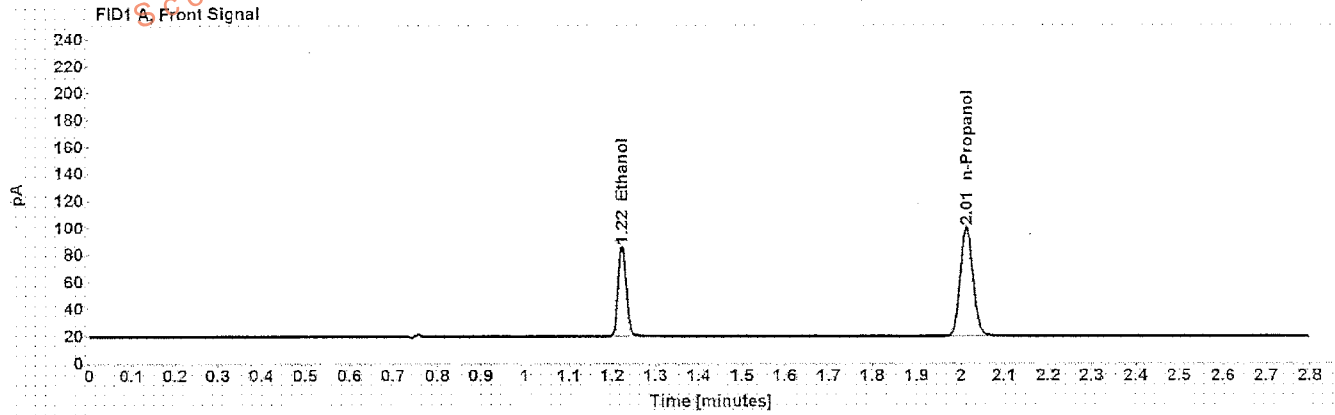


Table 1: FID 1 A (column DB-ALC1)

Compound	Amount (g/100mL)	Time (min)	Peak Area
>Ethanol	0.1502	1.223	87.823
n-Propanol	-----	2.014	166.018

Table 2: FID 2 B (column DB-ALC2)

Compound	Time (min)	Peak Area
Ethanol	1.326	90.195
n-Propanol	2.344	170.379

Scottsdale Police Department Crime Lab Volatiles Analysis

Sample: 0.20 ACQ 402101060/6	Item number:
Injection date: 9/6/2016 9:20:26 PM.	Vial: 42
Method: ethanol quant.M	Sequence: 06Sep16
Instrument: US14178023 CN14160045	Analyst: Langan <i>AL</i>
Data file: C:\Chem3211\Data\06Sep16\42.D	

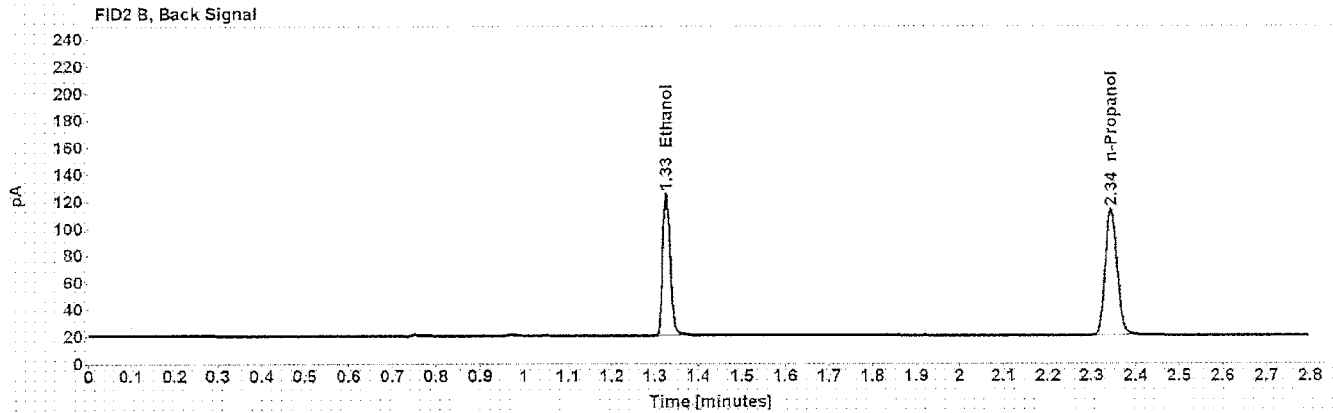
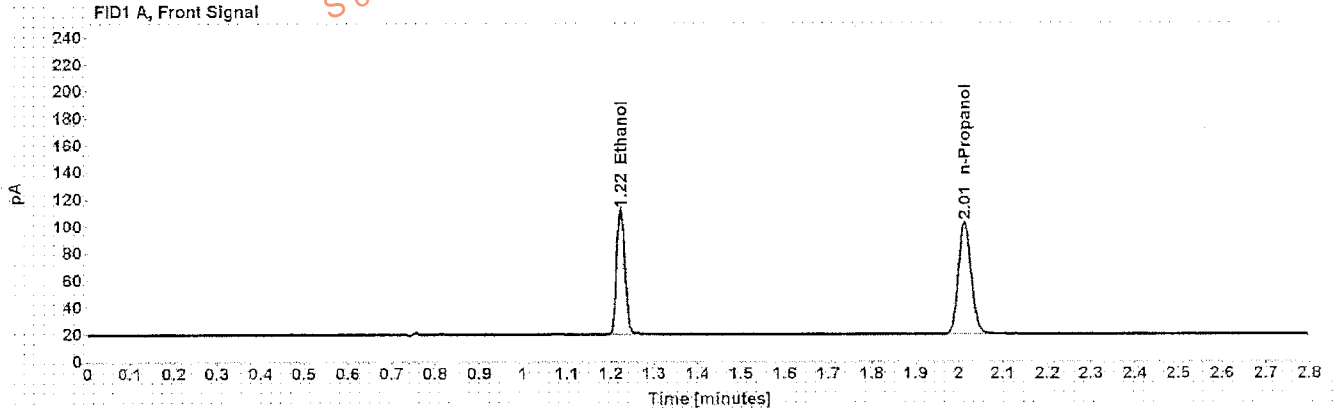


Table 1: FID 1 A (column DB-ALC1)

Compound	Amount (g/100mL)	Time (min)	Peak Area
>Ethanol	0.2023	1.223	122.675
n-Propanol	-----	2.014	171.777

Table 2: FID 2 B (column DB-ALC2)

Compound	Time (min)	Peak Area
Ethanol	1.326	126.308
n-Propanol	2.344	176.525

Scottsdale Police Department Crime Lab Volatiles Analysis

Sample: 0.080 Lipomed 14112011-A	Item number:
Injection date: 9/6/2016 10:04:56 PM	Vial: 53
Method: ethanol quant.M	Sequence: 06Sep16
Instrument: US14173023 CN14160045	Analyst: Langan <i>ML</i>
Data file: C:\Chem32\1\Data\06Sep16\53.D	

Dissemination is restricted to Criminal Justice Agencies and authorized Non-C.J. Agencies ONLY. Secondary dissemination to unauthorized agencies is PROHIBITED. Scottsdale City Prosecutor

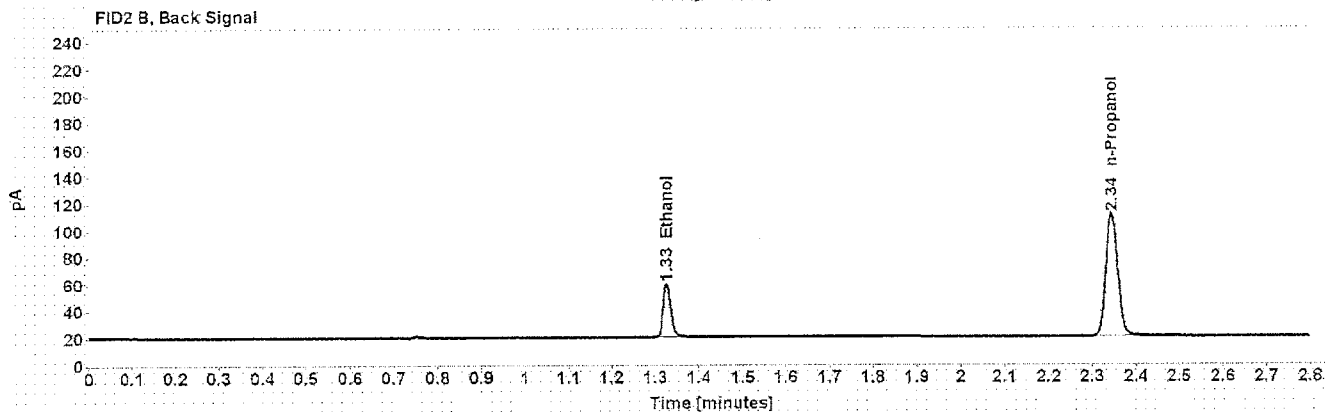
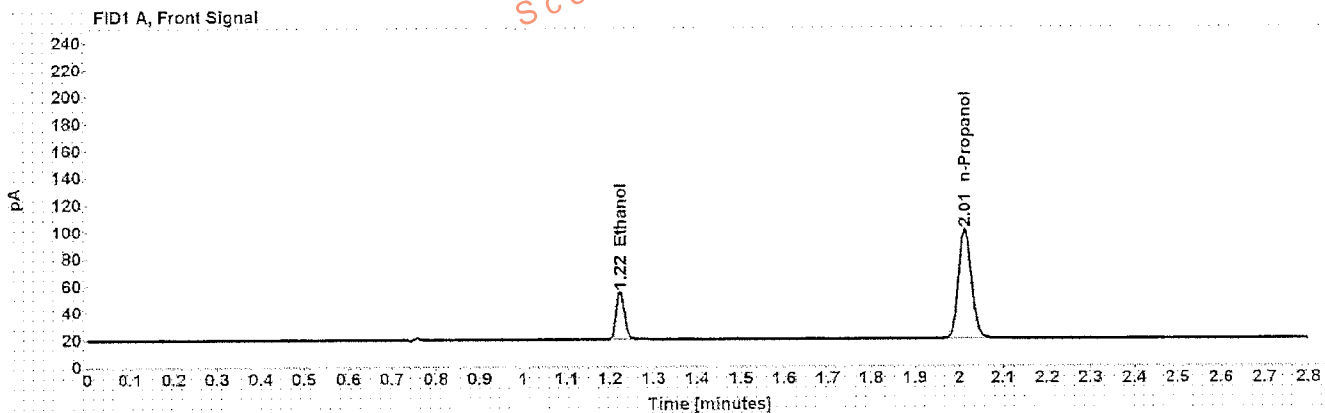


Table 1: FID 1 A (column DB-ALC1)

Compound	Amount (g/100mL)	Time (min)	Peak Area
>Ethanol	0.0799	1.223	46.822
n-Propanol	-----	2.014	167.573

Table 2: FID 2 B (column DB-ALC2)

Compound	Time (min)	Peak Area
Ethanol	1.326	48.030
n-Propanol	2.344	172.054

Scottsdale Police Department Crime Lab Volatiles Analysis

Sample: 0.40 Lipomed 05012012-C	Item number:
Injection date: 9/6/2016 10:17:12 PM	Vial: 56
Method: ethanol quant.M	Sequence: 06Sep16
Instrument: US14173023 CN14160045	Analyst: Langan <i>ML</i>
Data file: C:\Chem\3211\Data\06Sep16\56.D	

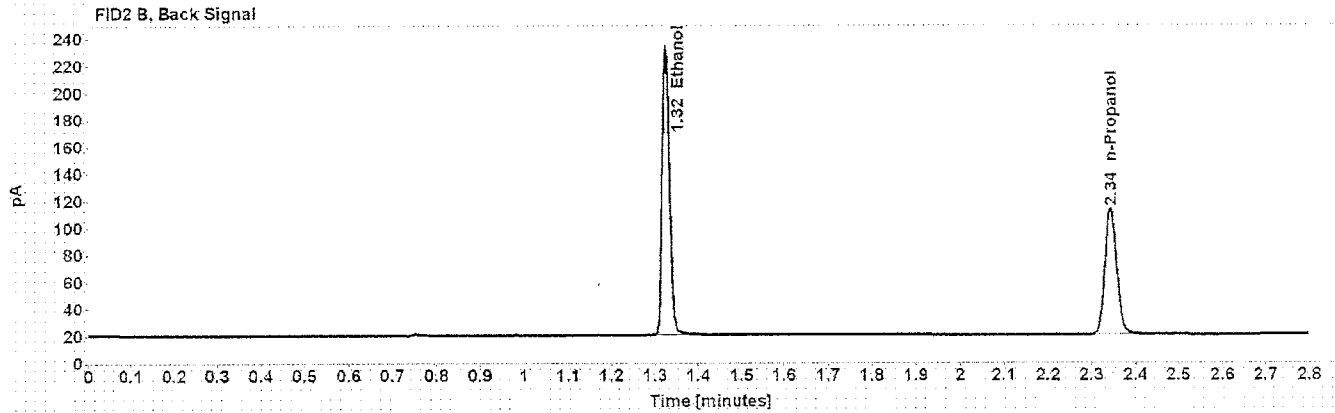
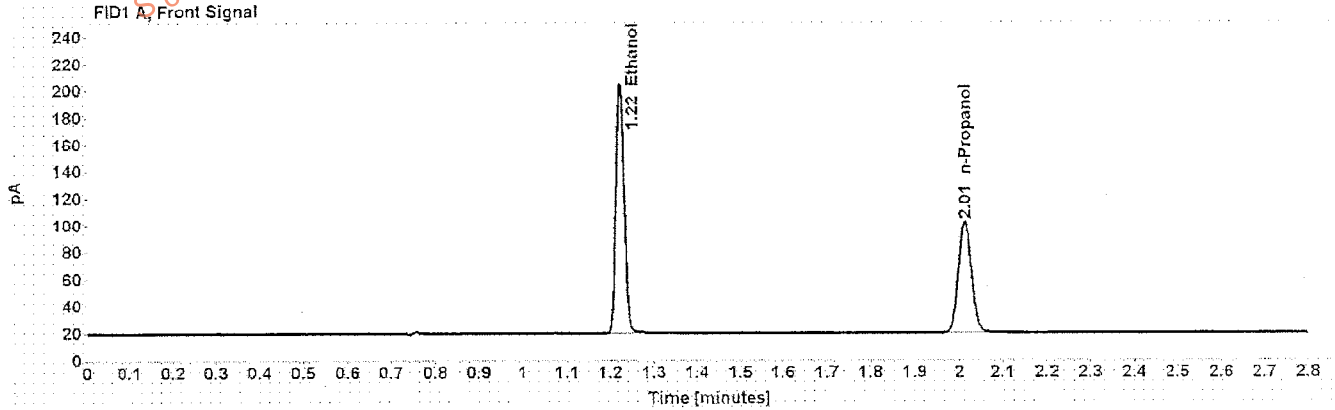


Table 1: FID 1 A (column DB-ALC1)

Compound	Amount (g/100mL)	Time (min)	Peak Area
>Ethanol	0.4039	1.222	244.705
n-Propanol	-----	2.013	171.138

Table 2: FID 2 B (column DB-ALC2)

Compound	Time (min)	Peak Area
Ethanol	1.325	253.304
n-Propanol	2.344	175.666

Scottsdale Police Department Crime Lab Volatiles Analysis

Sample: 0.04 Lipomed 30112011-B	Item number:
Injection date: 9/6/2016 10:21:11 PM	Vial: 57
Method: ethanol quant.M	Sequence: 06Sep16
Instrument: US14173023 CN14160045	Analyst: Langan <i>AL</i>
Data file: C:\Chem3211\Data\06Sep16\57.D	

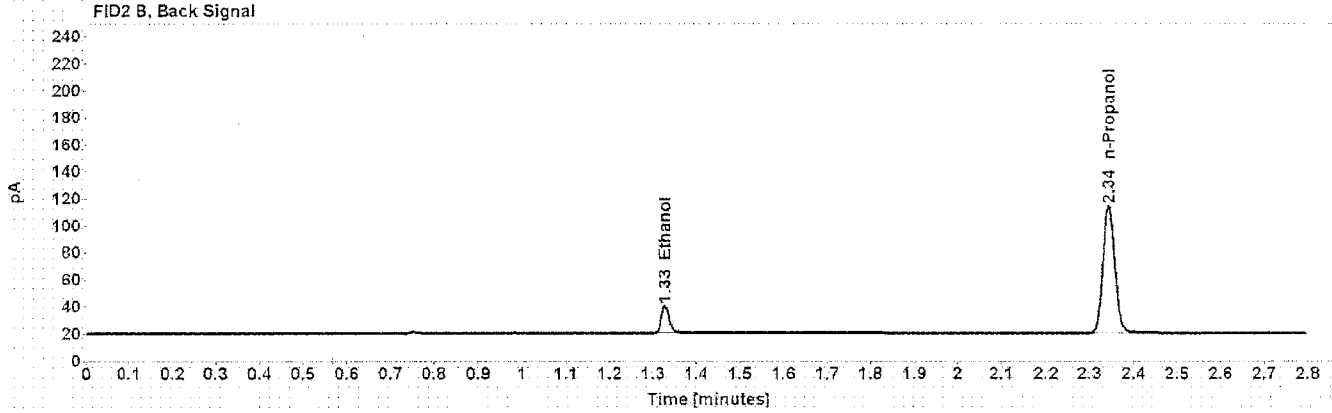
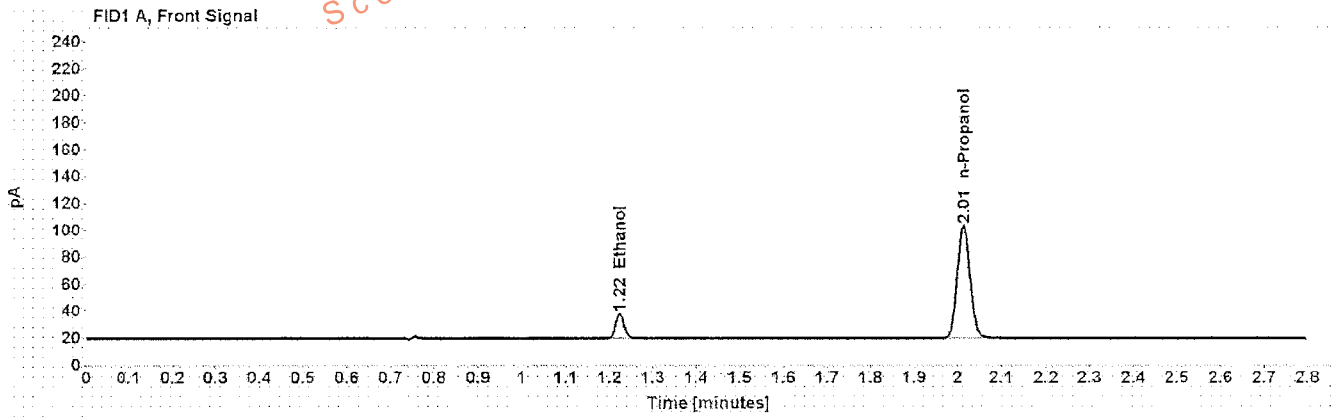


Table 1: FID 1 A (column DB-ALC1)

Compound	Amount (g/100mL)	Time (min)	Peak Area
>Ethanol	0.0404	1.224	24.053
n-Propanol	-----	2.013	172.919

Table 2: FID 2 B (column DB-ALC2)

Compound	Time (min)	Peak Area
Ethanol	1.327	24.495
n-Propanol	2.344	177.671

Scottsdale Police Department Crime Lab Volatiles Analysis

Sample: 0.20 ACQ 402101060/6	Item number:
Injection date: 9/6/2016 10:25:10 PM	Vial: 58
Method: ethanol quant.M	Sequence: 06Sep16
Instrument: US14173023 CN14160045	Analyst: Langan <i>LA</i>
Data file: C:\Chem32\11\Data\06Sep16\158.D	

Dissemination is restricted to Criminal Justice Agencies and authorized Non-C.J. Agencies ONLY. Secondary dissemination to unauthorized agencies is PROHIBITED. Scottsdale City Prosecutor

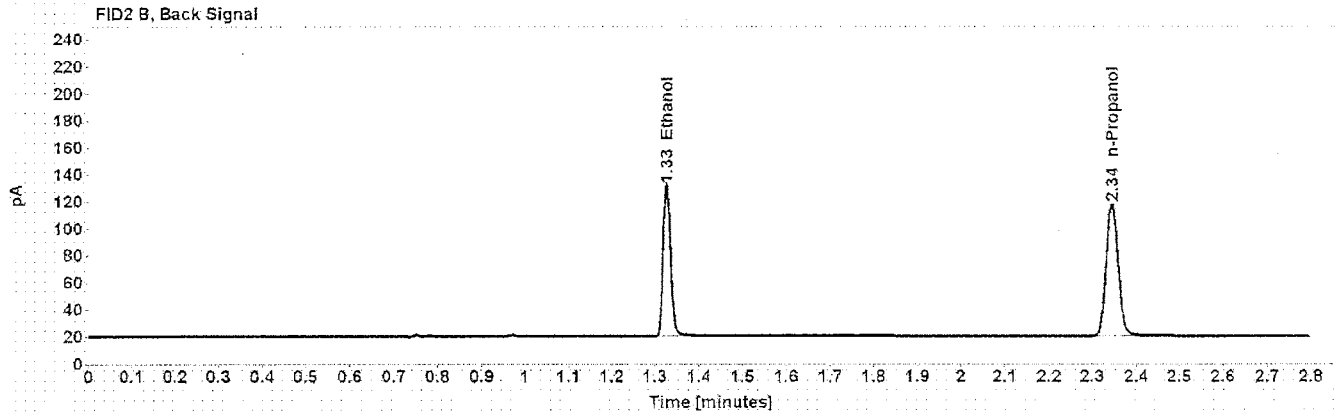
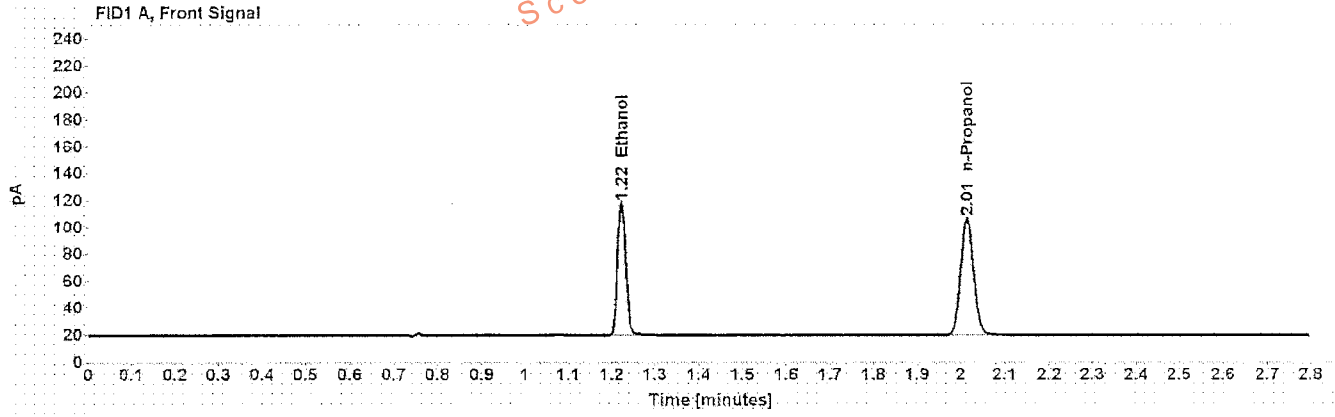


Table 1: FID 1 A (column DB-ALC1)

Compound	Amount (g/100mL)	Time (min)	Peak Area
>Ethanol	0.2055	1.223	129.925
n-Propanol	-----	2.014	179.133

Table 2: FID 2 B (column DB-ALC2)

Compound	Time (min)	Peak Area
Ethanol	1.326	133.859
n-Propanol	2.345	184.349

Scottsdale Police Department Crime Lab Volatiles Analysis

Sample: blank 110215 Injection date: 9/6/2016 10:29:11 PM Method: ethanol quant.M Instrument: US14173023 CN14160045 Data file: C:\Chem32\1\Data\06Sep16\59.D	Item number: Vial: 59 Sequence: 06Sep16 Analyst: Langan <i>AL</i>
---	--

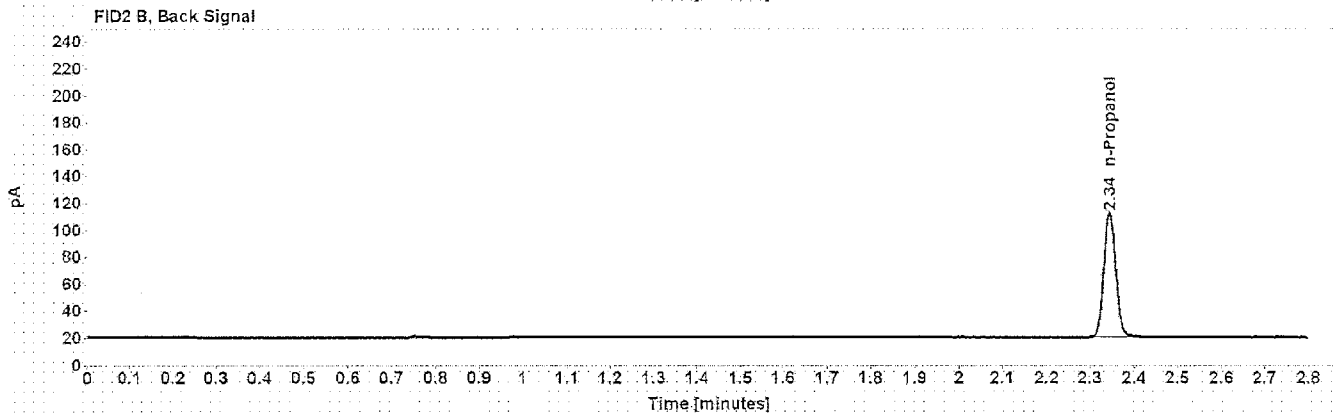
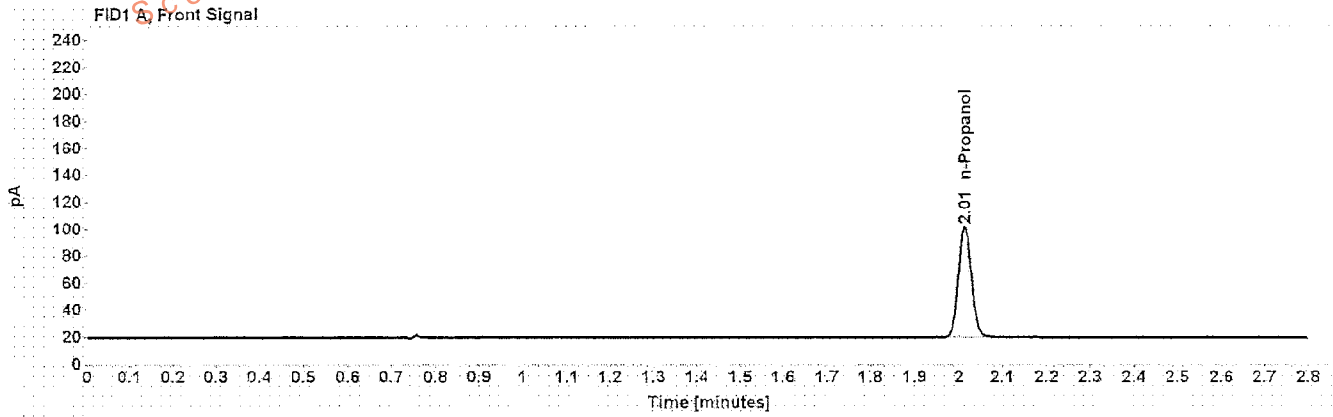


Table 1: FID 1 A (column DB-ALC1)

Compound	Amount (g/100mL)	Time (min)	Peak Area
n-Propanol	-----	2.014	170.555

Table 2: FID 2 B (column DB-ALC2)

Compound	Time (min)	Peak Area
n-Propanol	2.344	175.045

Sequence Summary

Sequence name: 06Sep16 Instrument: US14173023 CN14160045 Analyst: Langan *AL*

Vial	Sample	Type	Item Number	Method
1	0.02 Cerilliant FN08101401	Calibration		ethanol quant.M
2	0.10 Cerilliant FN06181501	Calibration		ethanol quant.M
3	0.20 Cerilliant FN07201502	Calibration		ethanol quant.M
4	0.40 Cerilliant FN11191402	Calibration		ethanol quant.M
5	blank 110215	Control		ethanol quant.M
6	volatiles mix 030916 ASL	Control		ethanol quant.M
7	0.40 Lipomed 05012012-C	Control		ethanol quant.M
8	0.04 Lipomed 30112011-B	Control		ethanol quant.M
9	0.20 ACQ 402101060/6	Control		ethanol quant.M
10	L16 [REDACTED]	Sample	1076861	ethanol quant.M
11	L16 [REDACTED]	Sample	1076861	ethanol quant.M
12	L16 [REDACTED]	Sample	1108243	ethanol quant.M
13	L16 [REDACTED]	Sample	1108243	ethanol quant.M
14	L16 [REDACTED]	Sample	1073692	ethanol quant.M
15	L16 [REDACTED]	Sample	1073692	ethanol quant.M
16	L16 [REDACTED]	Sample	1110594	ethanol quant.M
17	L16 [REDACTED]	Sample	1110594	ethanol quant.M
18	L16 [REDACTED]	Sample	1107099	ethanol quant.M
19	L16 [REDACTED]	Sample	1107099	ethanol quant.M
20	0.080 Lipomed 14112011-A	Control		ethanol quant.M
21	L16 [REDACTED]	Sample	1108175	ethanol quant.M
22	L16 [REDACTED]	Sample	1108175	ethanol quant.M
23	L16 [REDACTED]	Sample	1108252	ethanol quant.M
24	L16 [REDACTED]	Sample	1108252	ethanol quant.M
25	L16 [REDACTED]	Sample	1109515	ethanol quant.M
26	L16 [REDACTED]	Sample	1109515	ethanol quant.M
27	L16 [REDACTED]	Sample	1082490	ethanol quant.M
28	L16 [REDACTED]	Sample	1082490	ethanol quant.M
29	L16 [REDACTED]	Sample	1087049	ethanol quant.M
30	L16 [REDACTED]	Sample	1087049	ethanol quant.M
31	0.150 Lipomed 11012012-C	Control		ethanol quant.M
32	L16 [REDACTED]	Sample	1106922	ethanol quant.M
33	L16 [REDACTED]	Sample	1106922	ethanol quant.M
34	L16 [REDACTED]	Sample	321-07A <i>AL</i>	ethanol quant.M
35	L16 [REDACTED]	Sample	321-07A <i>4-7-16</i>	ethanol quant.M
36	L16 [REDACTED]	Sample	1108183	ethanol quant.M
37	L16 [REDACTED]	Sample	1108183	ethanol quant.M
38	L16 [REDACTED]	Sample	1094922	ethanol quant.M
39	L16 [REDACTED]	Sample	1094922	ethanol quant.M
40	L16 [REDACTED]	Sample	1103477	ethanol quant.M
41	L16 [REDACTED]	Sample	1103477	ethanol quant.M
42	0.20 ACQ 402101060/6	Control		ethanol quant.M
43	L16 [REDACTED]	Sample	1102571	ethanol quant.M
44	L16 [REDACTED]	Sample	1102571	ethanol quant.M
45	L16 [REDACTED]	Sample	1110505	ethanol quant.M
46	L16 [REDACTED]	Sample	1110505	ethanol quant.M
47	L16 [REDACTED]	Sample	1110515	ethanol quant.M

Dissemination is restricted to Criminal Justice Agencies and authorized Non-C.J. Agencies ONLY. Secondary dissemination by non-authorized agencies is PROHIBITED.

Sequence Summary

48	L16		Sample	1110515	ethanol quant.M
49	L16		Sample	1111233	ethanol quant.M
50	L16		Sample	1111233	ethanol quant.M
51	L16		Sample	1106273	ethanol quant.M
52	L16		Sample	1106273	ethanol quant.M
53	0.080 Lipomed 14112011-A		Control		ethanol quant.M
54	L16		Sample	72-01A	ethanol quant.M
55	L16		Sample	72-01A	ethanol quant.M
56	0.40 Lipomed 05012012-C		Control		ethanol quant.M
57	0.04 Lipomed 30112011-B		Control		ethanol quant.M
58	0.20 ACQ 402101060/6		Control		ethanol quant.M
59	blank 110215		Control		ethanol quant.M

Dissemination is restricted to Criminal Justice Agencies and authorized Non-C.J. Agencies Only. Secondary dissemination to unauthorized agencies is PROHIBITED.
 Scottsdale City Prosecutor

Scottsdale Police Department Crime Lab Volatiles Analysis

Sample: [REDACTED] **Item number:** 1076861
Injection date: 9/6/2016 7:11:10 PM **Vial:** 10
Method: ethanol quant.M **Sequence:** 06Sep16
Instrument: US14173023 CN14160045 **Analyst:** Langan
Data file: C:\Chem32\1\Data\06Sep16\10.D

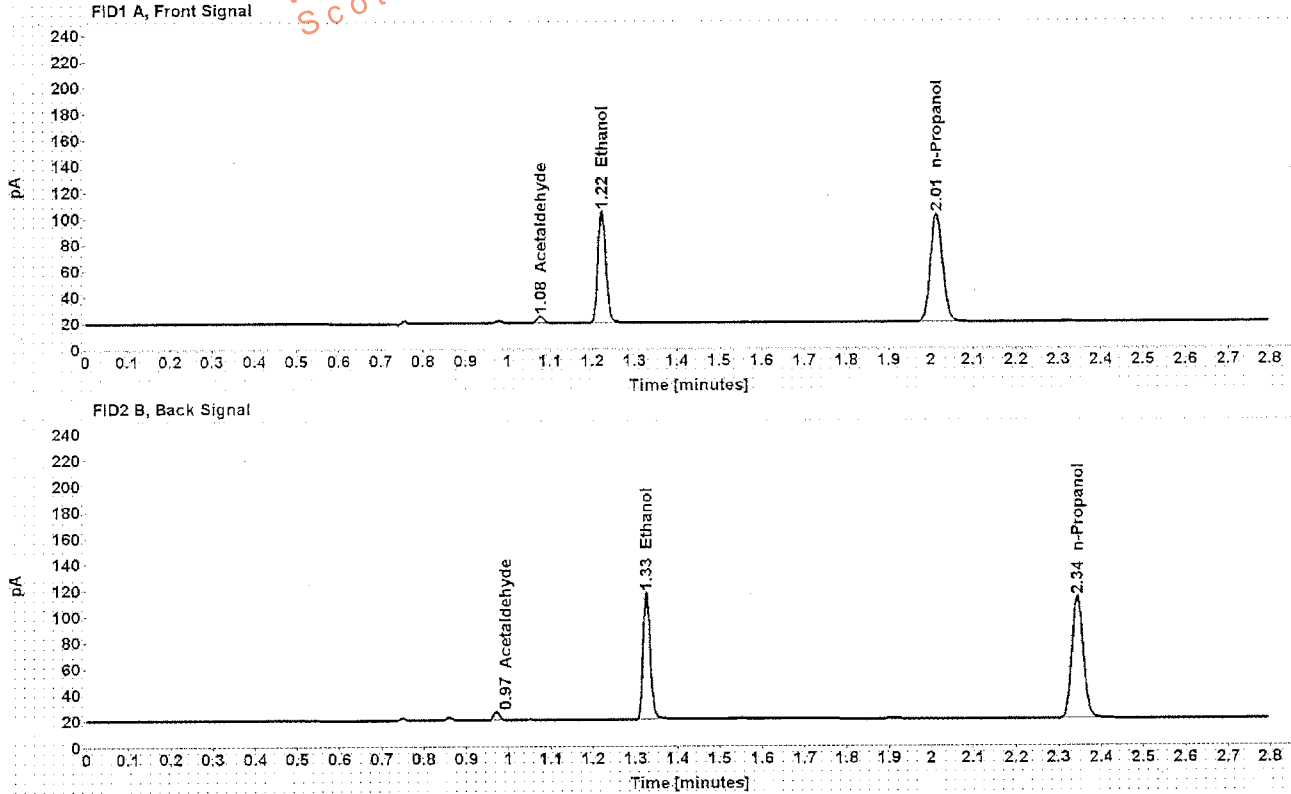


Table 1: FID 1 A (column DB-ALC1)

Compound	Amount (g/100mL)	Time (min)	Peak Area
Acetaldehyde	-----	1.077	6.101
>Ethanol	0.1881	1.223	113.207
n-Propanol	-----	2.014	170.622

Table 2: FID 2 B (column DB-ALC2)

Compound	Time (min)	Peak Area
Acetaldehyde	0.971	6.474
Ethanol	1.326	116.064
n-Propanol	2.344	175.462

Scottsdale Police Department Crime Lab Volatiles Analysis

Sample: [REDACTED]	Item number: 1076861
Injection date: 9/6/2016 7:15:10 PM	Vial: 11
Method: ethanol quant.M	Sequence: 06Sep16
Instrument: US14173023 CN14160045	Analyst: Langan
Data file: C:\Chem32\11\Data\06Sep16\11.D	

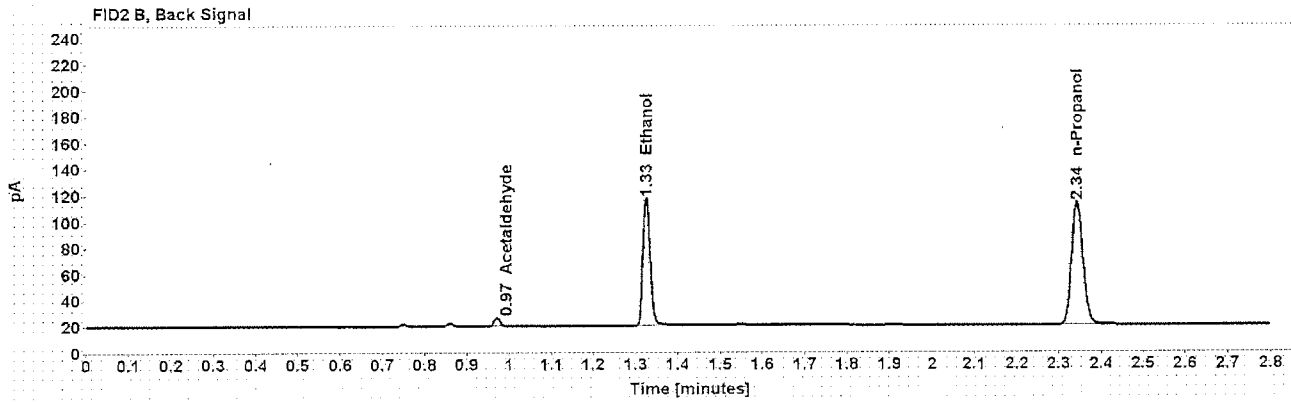
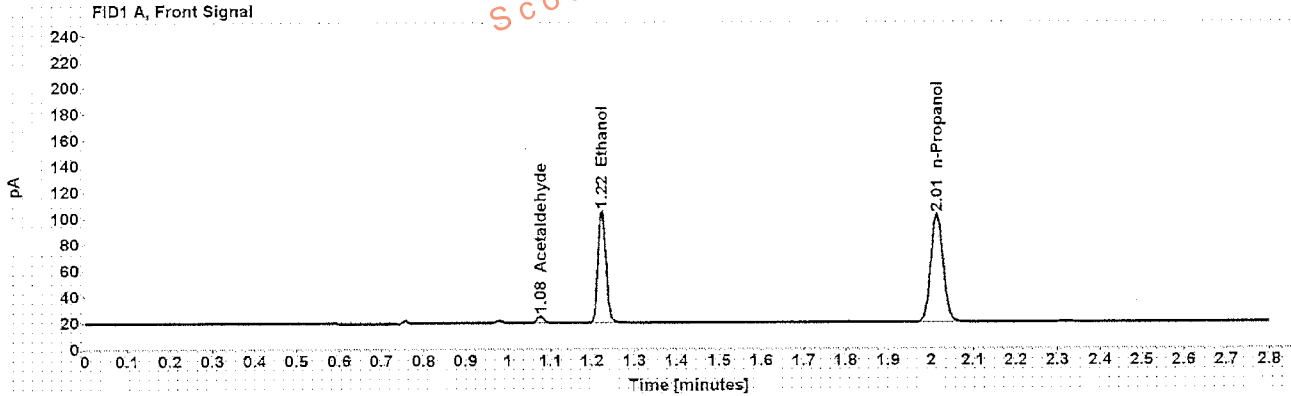


Table 1: FID 1 A (column DB-ALC1)

Compound	Amount (g/100mL)	Time (min)	Peak Area
Acetaldehyde	-----	1.077	5.938
>Ethanol	0.1881	1.223	113.442
n-Propanol	-----	2.014	170.972

Table 2: FID 2 B (column DB-ALC2)

Compound	Time (min)	Peak Area
Acetaldehyde	0.971	6.306
Ethanol	1.326	116.481
n-Propanol	2.344	175.850

Scottsdale Police Department Crime Lab Volatiles Analysis

Sample: [REDACTED]	Item number: 1108243
Injection date: 9/6/2016 7:19:11 PM	Vial: 12
Method: ethanol quant.M	Sequence: 06Sep16
Instrument: US14173023 CN14160045	Analyst: Langan
Data file: C:\Chem3211\Data\06Sep16\12.D	

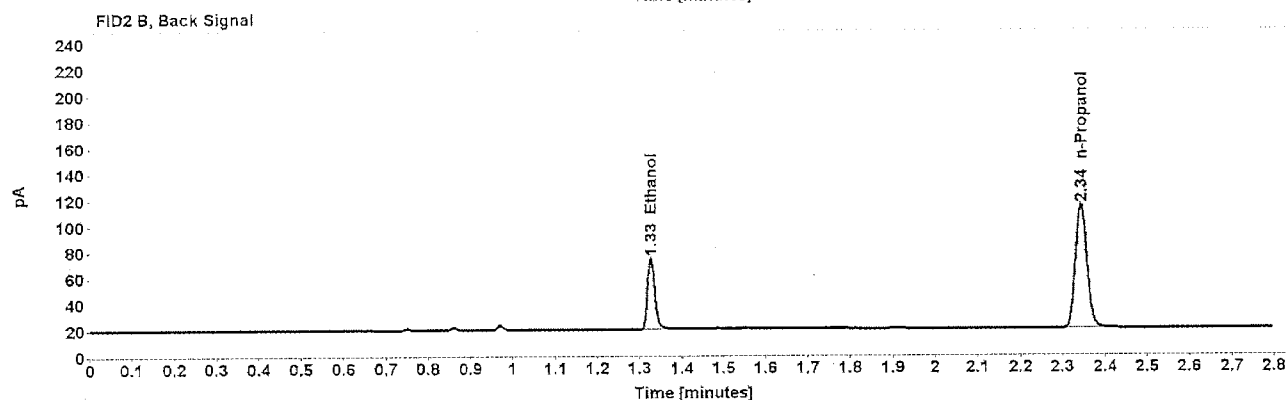
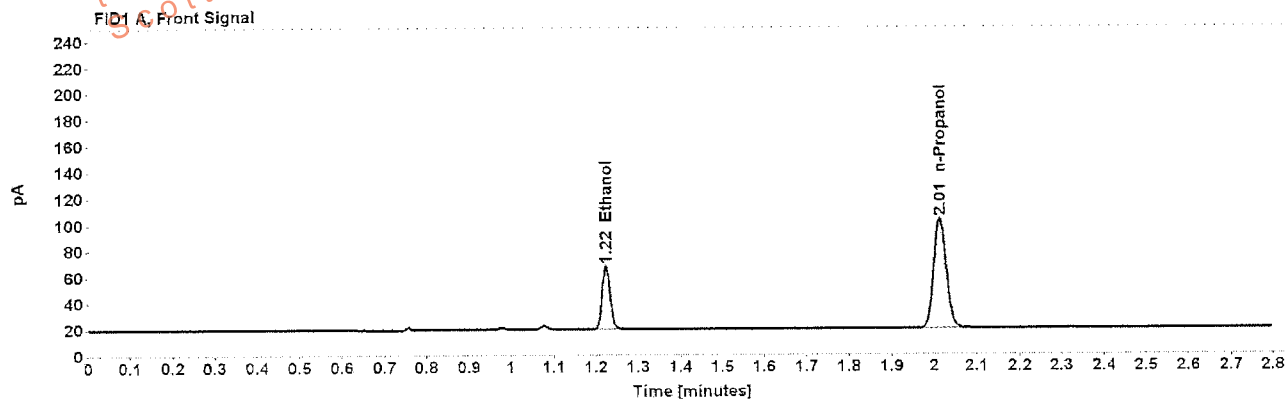


Table 1: FID 1 A (column DB-ALC1)

Compound	Amount (g/100mL)	Time (min)	Peak Area
>Ethanol	0.1051	1.223	63.913
n-Propanol	-----	2.014	173.213

Table 2: FID 2 B (column DB-ALC2)

Compound	Time (min)	Peak Area
Ethanol	1.326	65.641
n-Propanol	2.344	178.214

Scottsdale Police Department Crime Lab Volatiles Analysis

Sample: [REDACTED]	Item number: 1108243
Injection date: 9/6/2016 7:23:26 PM	Vial: 13
Method: ethanol quant.M	Sequence: 06Sep16
Instrument: US14173923 CN14160045	Analyst: Langan
Data file: C:\Chem3211\Data\06Sep16\13.D	

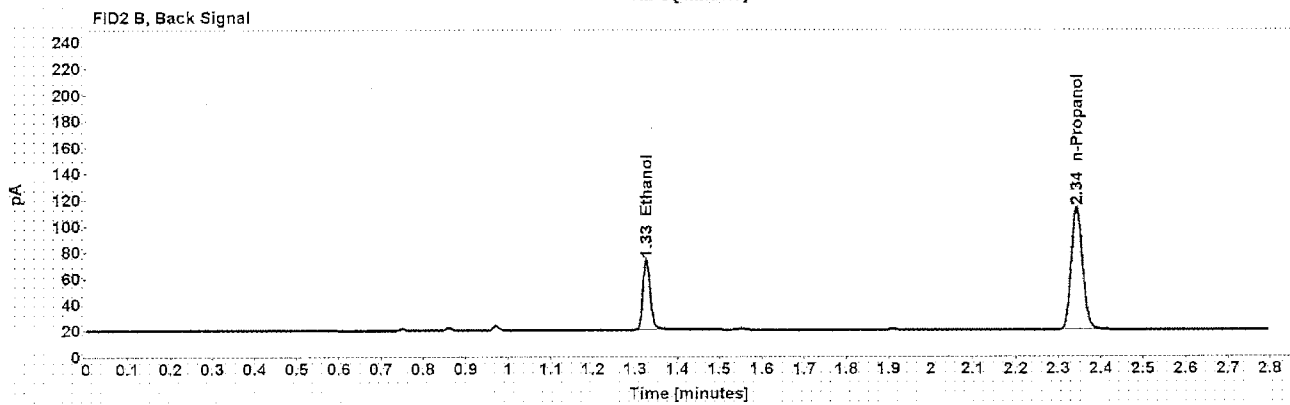
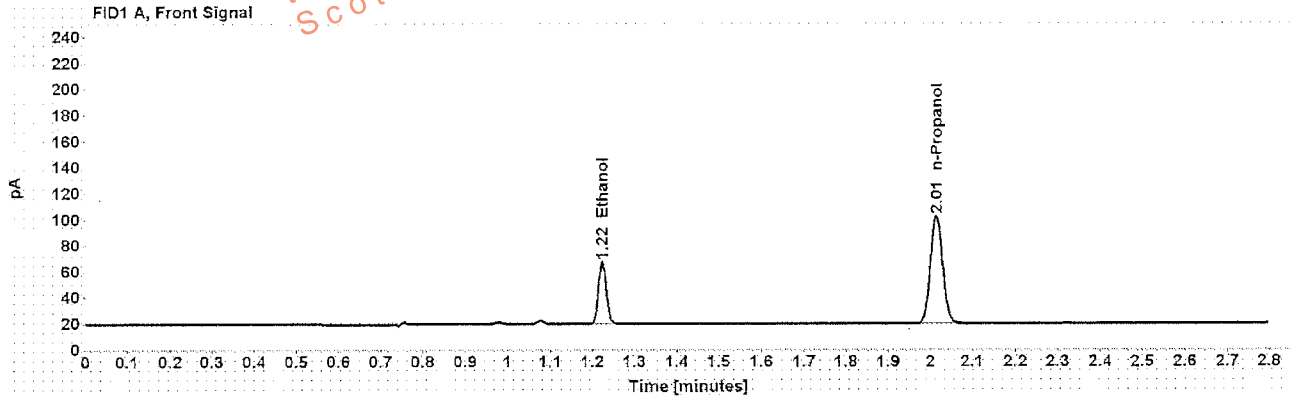


Table 1: FID 1 A (column DB-ALC1)

Compound	Amount (g/100mL)	Time (min)	Peak Area
>Ethanol	0.1047	1.223	62.950
n-Propanol	-----	2.014	171.255

Table 2: FID 2 B (column DB-ALC2)

Compound	Time (min)	Peak Area
Ethanol	1.326	64.709
n-Propanol	2.344	176.217

Scottsdale Police Department Crime Lab Volatiles Analysis

Sample:	[REDACTED]	Item number:	1073692
Injection date:	9/6/2016 7:27:25 PM	Vial:	14
Method:	ethanol quant.M	Sequence:	06Sep16
Instrument:	US14173023 CN14160045	Analyst:	Langan
Data file:	C:\Chem32\1\Data\06Sep16\14.D		

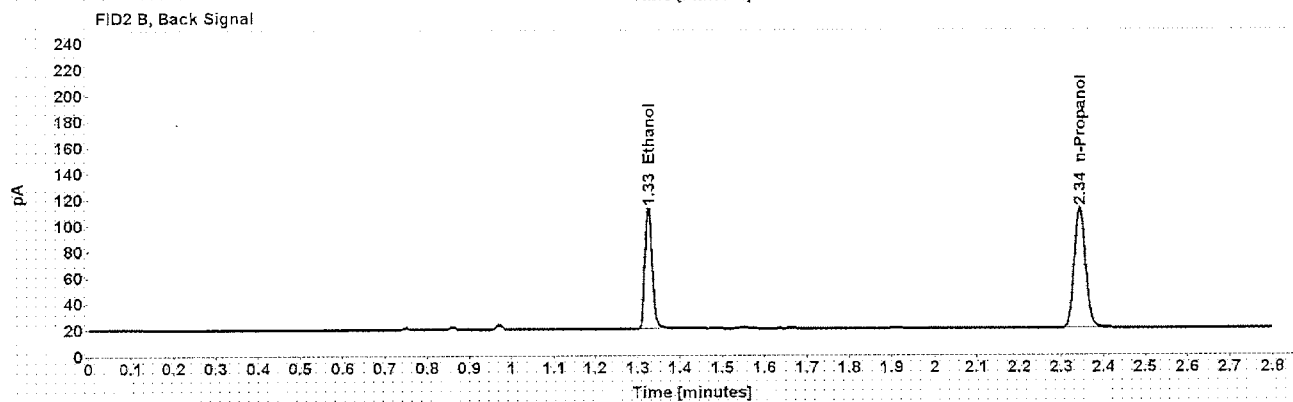
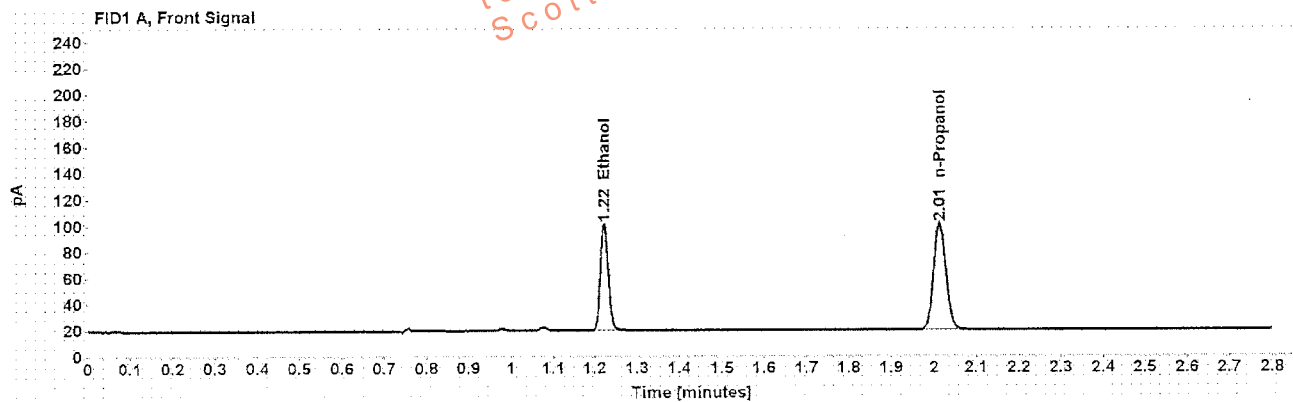


Table 1: FID 1 A (column DB-ALC1)

Compound	Amount (g/100mL)	Time (min)	Peak Area
>Ethanol	0.1827	1.223	108.626
n-Propanol	-----	2.013	168.515

Table 2: FID 2 B (column DB-ALC2)

Compound	Time (min)	Peak Area
Ethanol	1.325	111.936
n-Propanol	2.344	173.436

Scottsdale Police Department Crime Lab Volatiles Analysis

Sample: [REDACTED]	Item number: 1073692
Injection date: 9/6/2016 7:31:25 PM	Vial: 15
Method: ethanol quant.M	Sequence: 06Sep16
Instrument: US14173023 CN14160045	Analyst: Langan
Data file: C:\Chem32\1\Data\06Sep16\15.D	

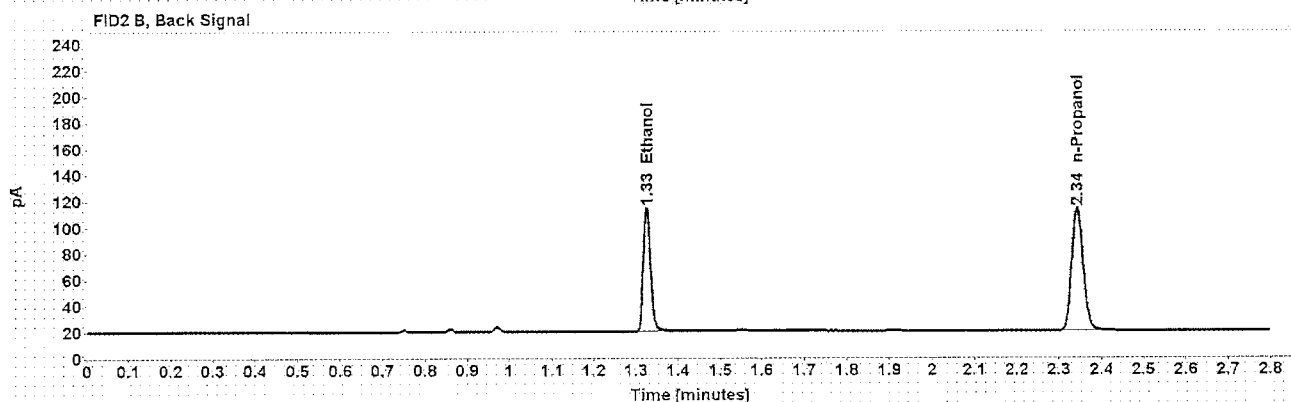
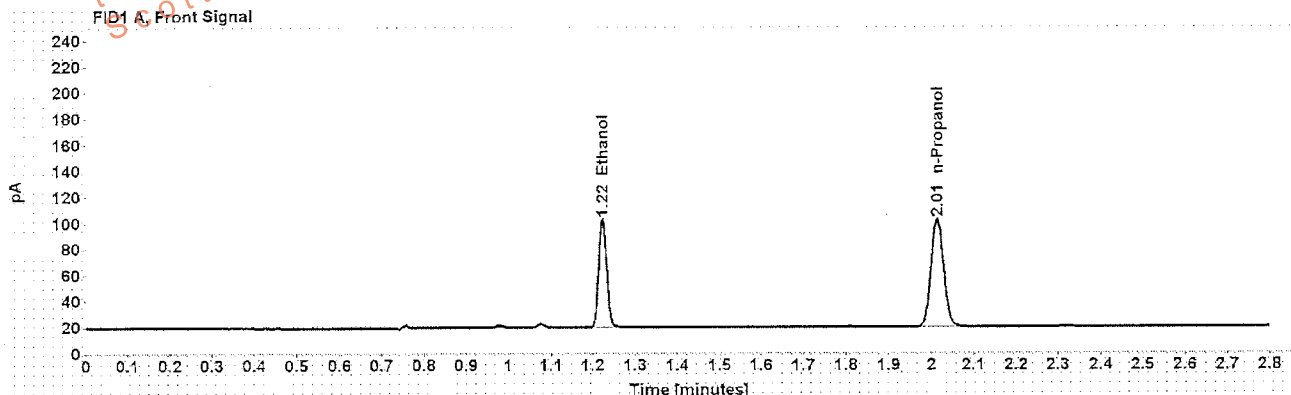


Table 1: FID 1 A (column DB-ALC1)

Compound	Amount (g/100mL)	Time (min)	Peak Area
>Ethanol	0.1831	1.223	110.470
n-Propanol	-----	2.014	171.025

Table 2: FID 2 B (column DB-ALC2)

Compound	Time (min)	Peak Area
Ethanol	1.326	113.670
n-Propanol	2.344	176.152

Scottsdale Police Department Crime Lab Volatiles Analysis

Sample: [REDACTED]	Item number: 1110594
Injection date: 9/6/2016 7:35:26 PM	Vial: 16
Method: ethanol quant.M	Sequence: 06Sep16
Instrument: US14173023 CN14160045	Analyst: Langan
Data file: C:\Chem32\1\Data\06Sep16\16.D	

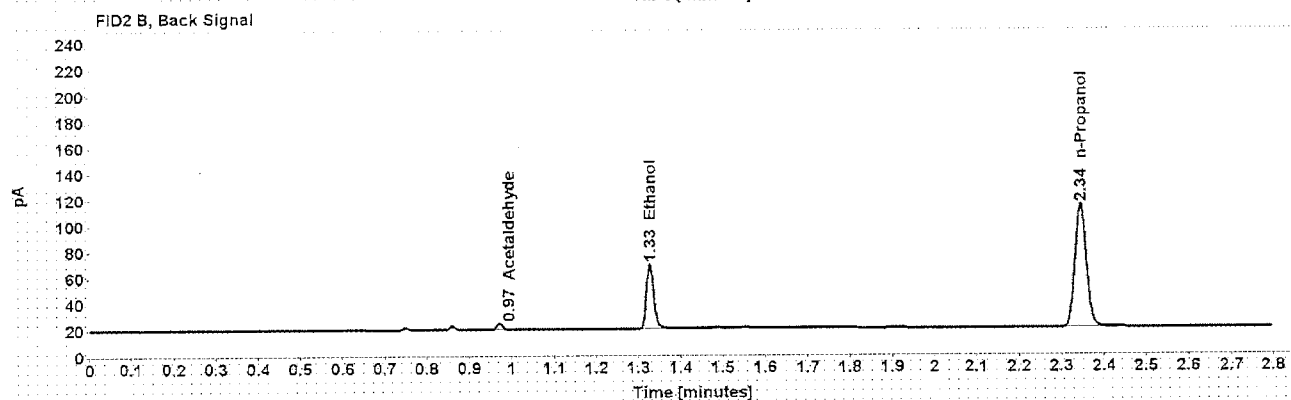
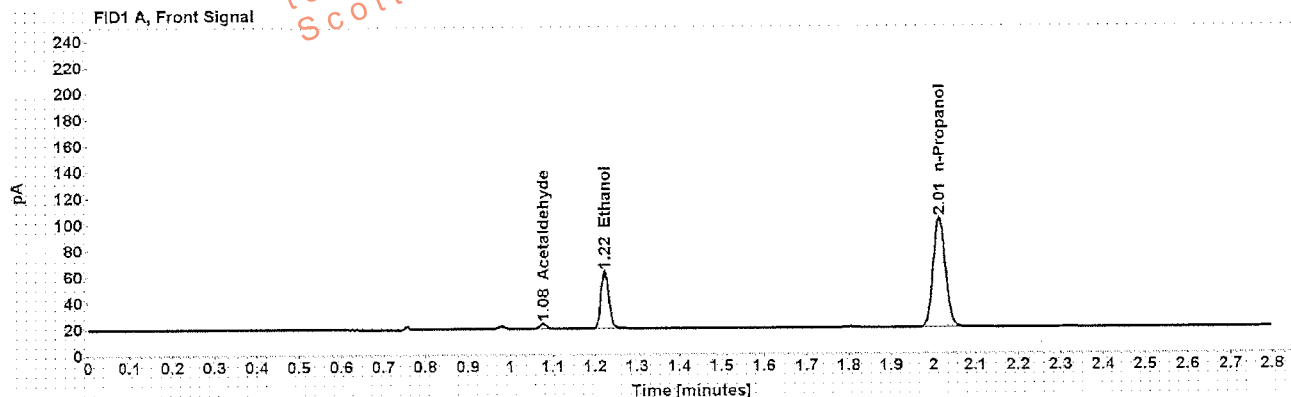


Table 1: FID 1 A (column DB-ALC1)

Compound	Amount (g/100mL)	Time (min)	Peak Area
Acetaldehyde	-----	1.077	4.181
>Ethanol	0.0959	1.223	58.018
n-Propanol	-----	2.014	172.537

Table 2: FID 2 B (column DB-ALC2)

Compound	Time (min)	Peak Area
Acetaldehyde	0.971	4.494
Ethanol	1.326	60.160
n-Propanol	2.344	177.918

Scottsdale Police Department Crime Lab Volatiles Analysis

Sample: [REDACTED]	Item number: 1110594
Injection date: 9/6/2016 7:39:26 PM	Vial: 17
Method: ethanol quant.M	Sequence: 06Sep16
Instrument: US14173023 CN14160045	Analyst: Langan
Data file: C:\Chem3211\Data\06Sep16\17.D	

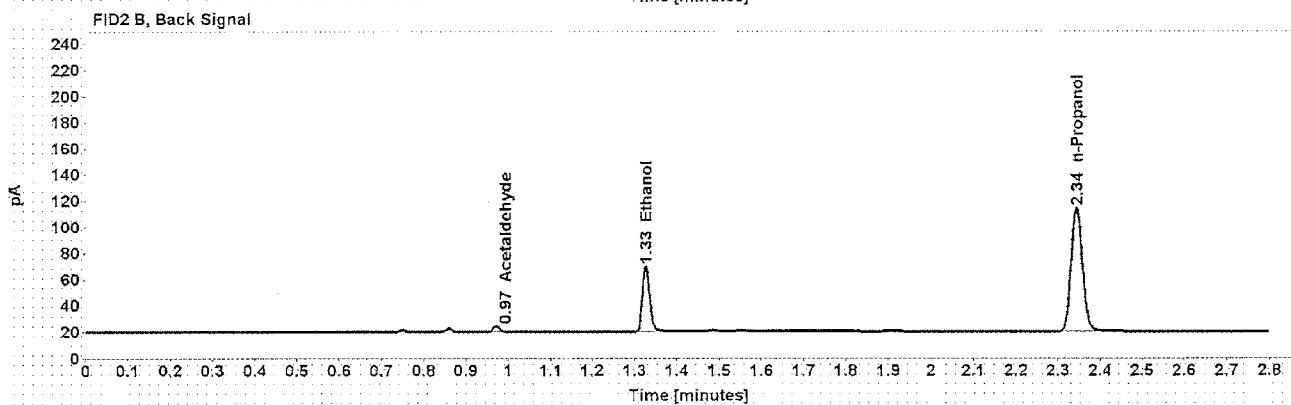
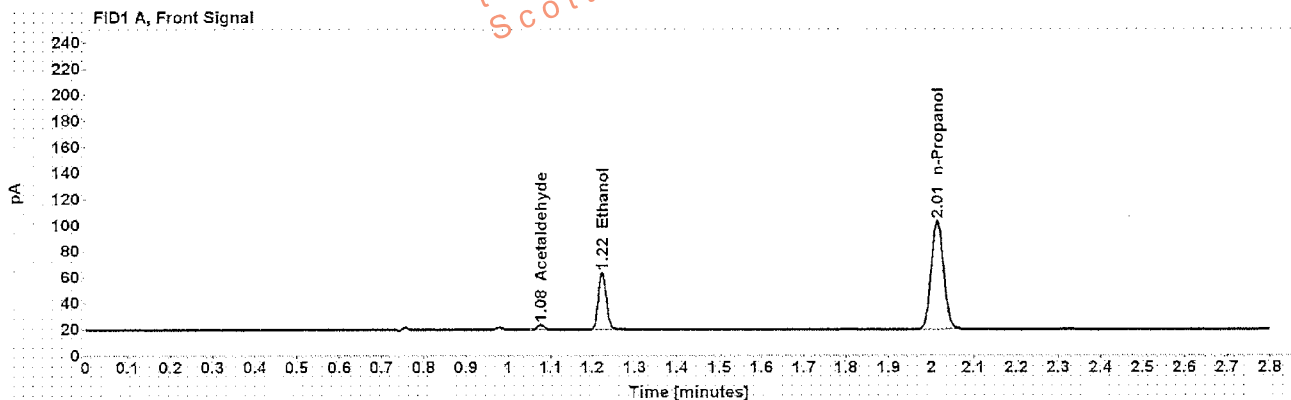


Table 1: FID 1 A (column DB-ALC1)

Compound	Amount (g/100mL)	Time (min)	Peak Area
Acetaldehyde	-----	1.077	4.212
>Ethanol	0.0964	1.224	58.223
n-Propanol	-----	2.014	172.204

Table 2: FID 2 B (column DB-ALC2)

Compound	Time (min)	Peak Area
Acetaldehyde	0.971	4.504
Ethanol	1.327	59.810
n-Propanol	2.344	177.432

Scottsdale Police Department Crime Lab Volatiles Analysis

Sample: [REDACTED]	Item number: 1107099
Injection date: 9/8/2016 7:43:25 PM	Vial: 18
Method: ethanol quant.M	Sequence: 06Sep16
Instrument: JIS14173023 CN14160045	Analyst: Langan
Data file: C:\Chem321\Data\06Sep16\18.D	

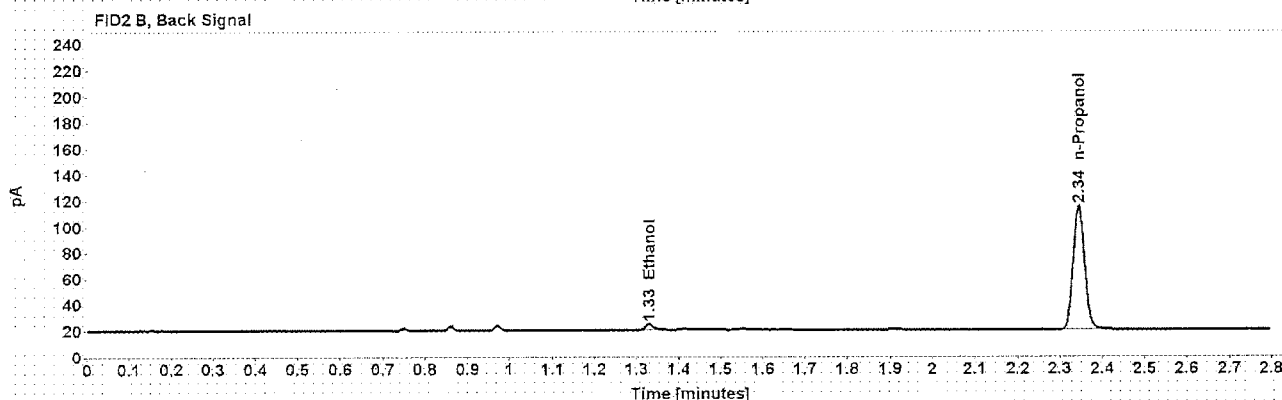
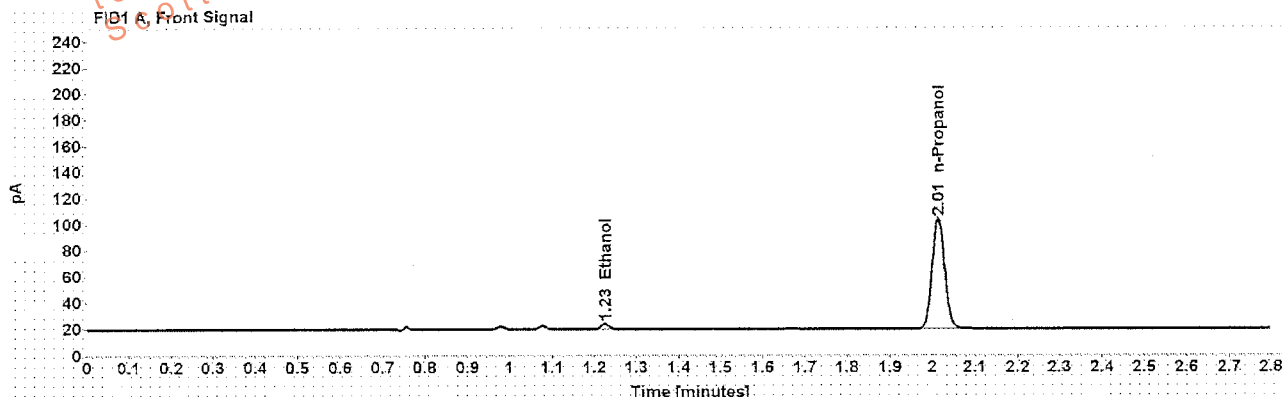


Table 1: FID 1 A (column DB-ALC1)

Compound	Amount (g/100mL)	Time (min)	Peak Area
>Ethanol	0.0103	1.225	5.633
n-Propanol	-----	2.014	174.356

Table 2: FID 2 B (column DB-ALC2)

Compound	Time (min)	Peak Area
Ethanol	1.330	6.139
n-Propanol	2.344	179.371

Scottsdale Police Department Crime Lab Volatiles Analysis

Sample: [REDACTED]	Item number: 1107099
Injection date: 9/6/2016 7:47:40 PM	Vial: 19
Method: ethanol quant.M	Sequence: 06Sep16
Instrument: US14173023 CN14160045	Analyst: Langan
Data file: C:\Chem3211\Data\06Sep16\19.D	

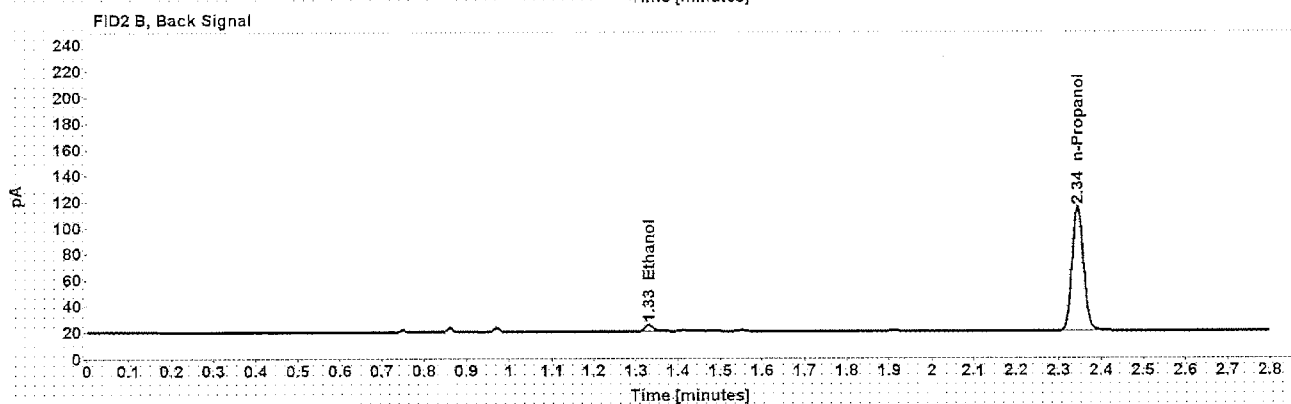
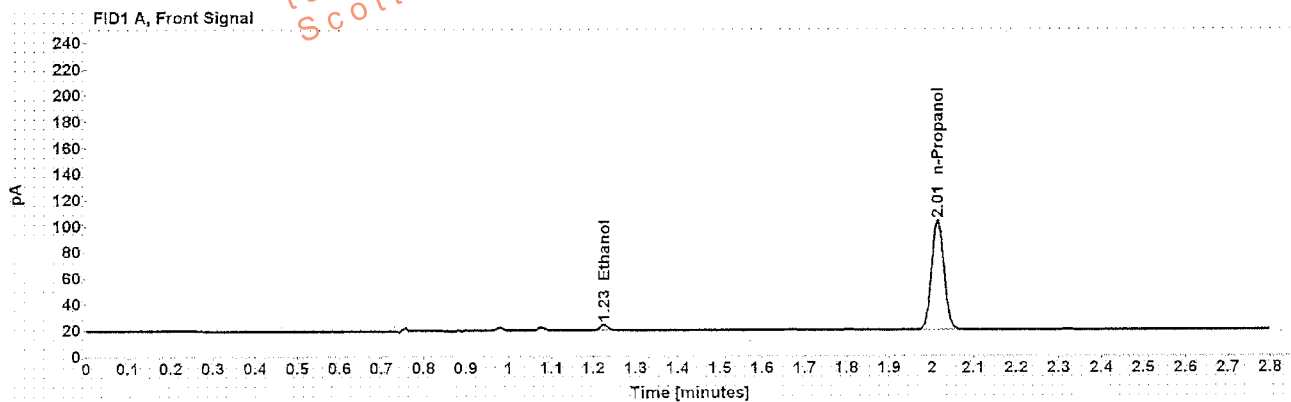


Table 1: FID 1 A (column DB-ALC1)

Compound	Amount (g/100mL)	Time (min)	Peak Area
>Ethanol	0.0107	1.225	5.844
n-Propanol	-----	2.014	173.934

Table 2: FID 2 B (column DB-ALC2)

Compound	Time (min)	Peak Area
Ethanol	1.330	6.643
n-Propanol	2.344	179.272

Scottsdale Police Department Crime Lab Volatiles Analysis

Sample: [REDACTED]	Item number: 1108175
Injection date: 9/6/2016 7:55:40 PM	Vial: 21
Method: ethanol quant.M	Sequence: 06Sep16
Instrument: US14173023 CN14160045	Analyst: Langan
Data file: C:\Chem32\1\Data\06Sep16\21.D	

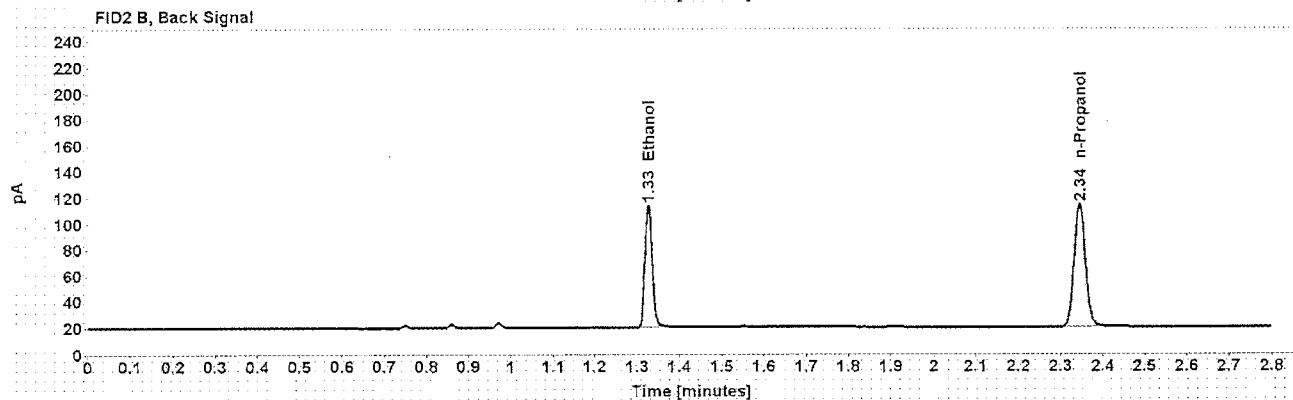
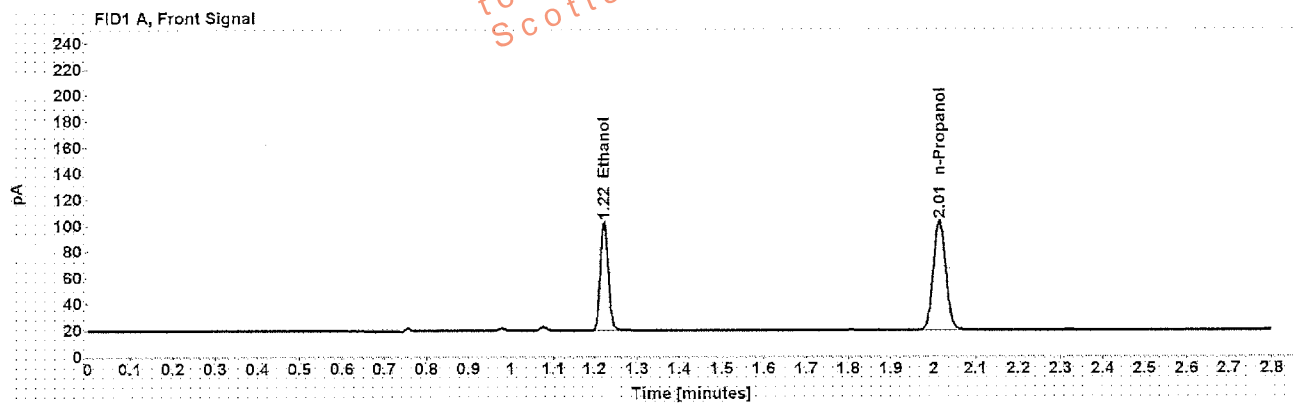


Table 1: FID 1 A (column DB-ALC1)

Compound	Amount (g/100mL)	Time (min)	Peak Area
>Ethanol	0.1798	1.223	109.572
n-Propanol	-----	2.014	172.831

Table 2: FID 2 B (column DB-ALC2)

Compound	Time (min)	Peak Area
Ethanol	1.326	112.770
n-Propanol	2.344	177.749

Scottsdale Police Department Crime Lab Volatiles Analysis

Sample: [REDACTED]	Item number: 1108175
Injection date: 9/6/2016 7:59:41 PM	Vial: 22
Method: ethanol.quant.M	Sequence: 06Sep16
Instrument: US14173023 CN14160045	Analyst: Langan
Data file: C:\Chem3211\Data\06Sep16\22.D	

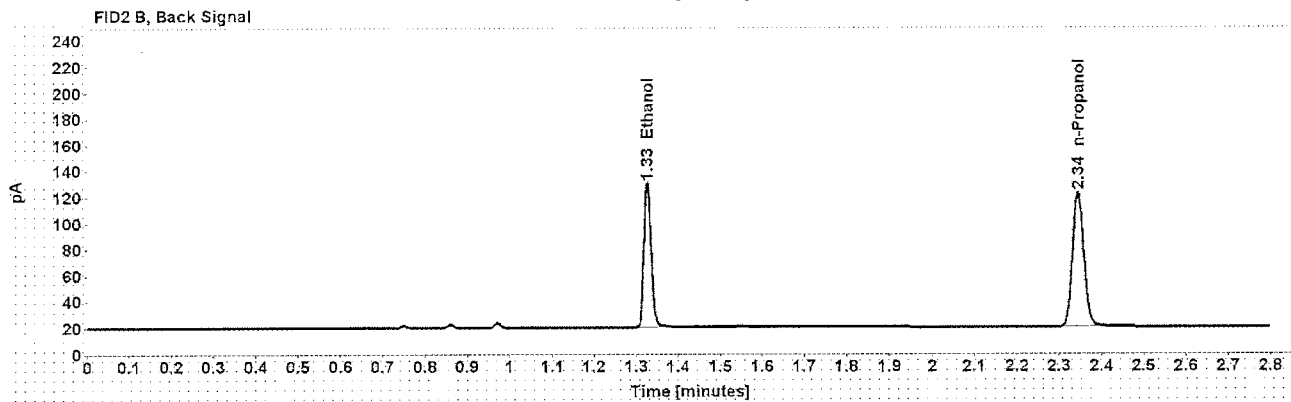
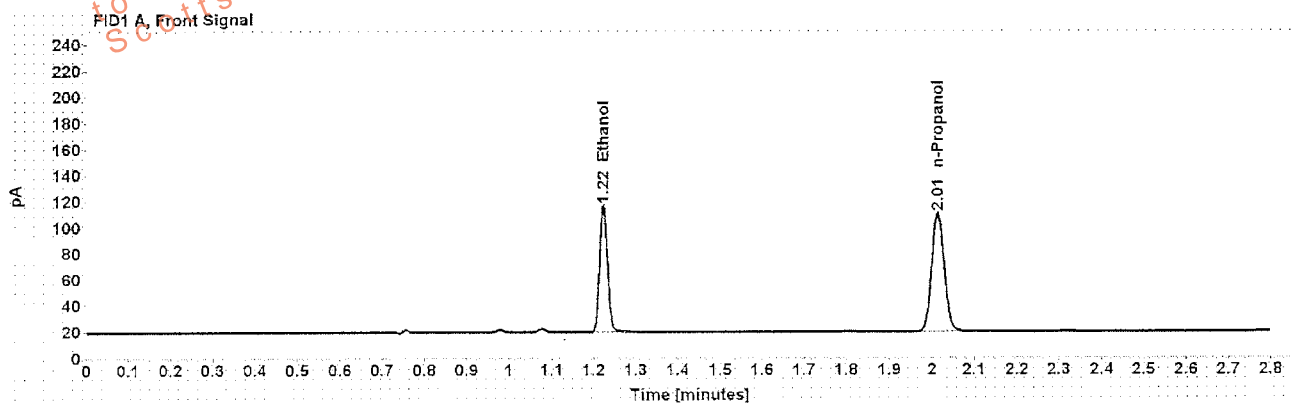


Table 1: FID 1 A (column DB-ALC1)

Compound	Amount (g/100mL)	Time (min)	Peak Area
>Ethanol	0.1937	1.223	128.497
n-Propanol	-----	2.014	187.951

Table 2: FID 2 B (column DB-ALC2)

Compound	Time (min)	Peak Area
Ethanol	1.326	132.274
n-Propanol	2.345	193.487

Case: [REDACTED] User: alangan 9/7/2016

Scottsdale Police Department Crime Lab Volatiles Analysis

Sample: [REDACTED] Item number: 1108252
Injection date: 9/6/2016 8:03:42 PM Vial: 23
Method: ethanol quant.M Sequence: 06Sep16
Instrument: US14173023 CN14160045 Analyst: Langan
Data file: C:\Chem32\1\Data\06Sep16\23.D

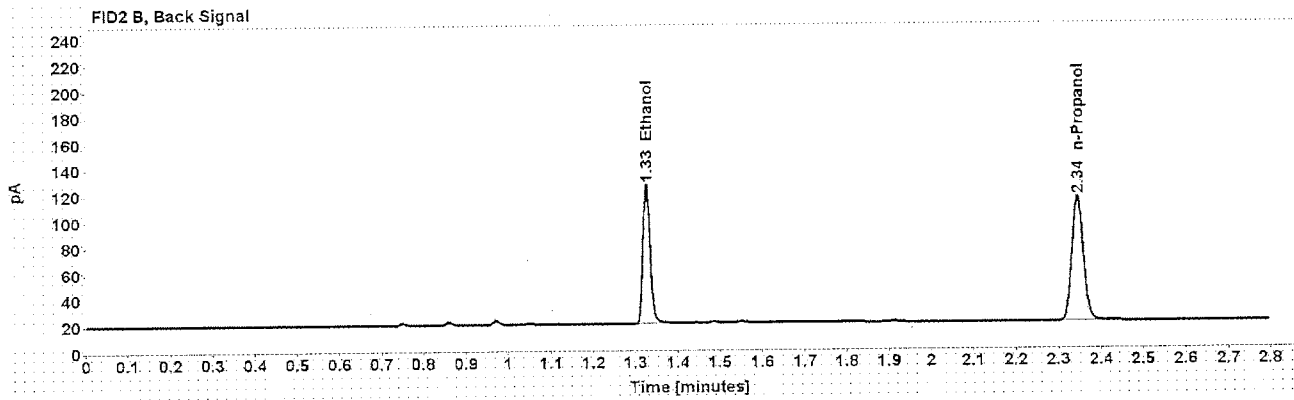
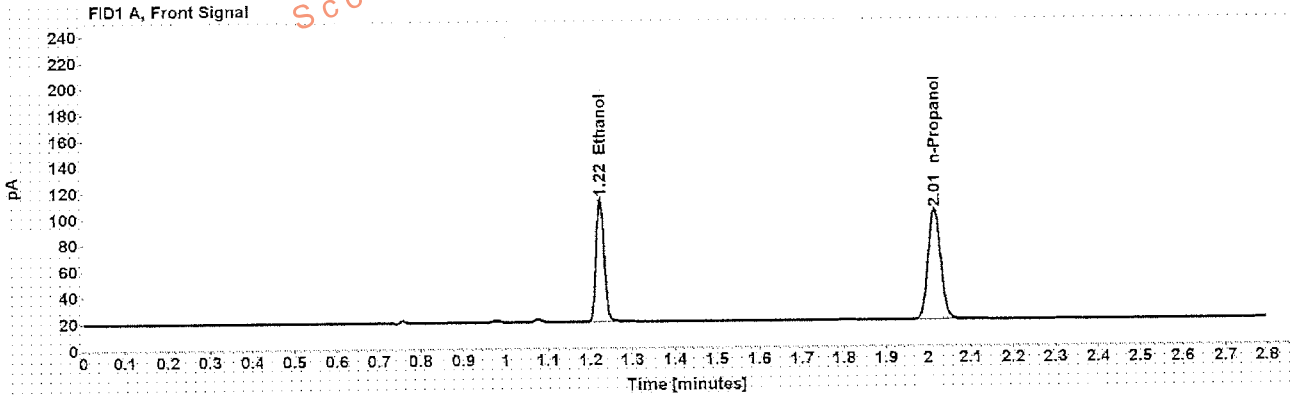


Table 1: FID 1 A (column DB-ALC1)

Compound	Amount (g/100mL)	Time (min)	Peak Area
>Ethanol	0.2026	1.223	124.406
n-Propanol	-----	2.014	173.990

Table 2: FID 2 B (column DB-ALC2)

Compound	Time (min)	Peak Area
Ethanol	1.326	128.053
n-Propanol	2.344	179.163

Scottsdale Police Department Crime Lab Volatiles Analysis

Sample: [REDACTED]	Item number: 1108252
Injection date: 9/6/2016 8:07:41 PM	Vial: 24
Method: ethanol quant.M	Sequence: 06Sep16
Instrument: US14173023 CN14160045	Analyst: Langan
Data file: C:\Chem32\1\Data\06Sep16\24.D	

Dissemination is restricted to Criminal Justice Agencies and authorized Non-C.J. Agencies ONLY. Secondary dissemination to unauthorized agencies is PROHIBITED.
Scottsdale City Prosecutor

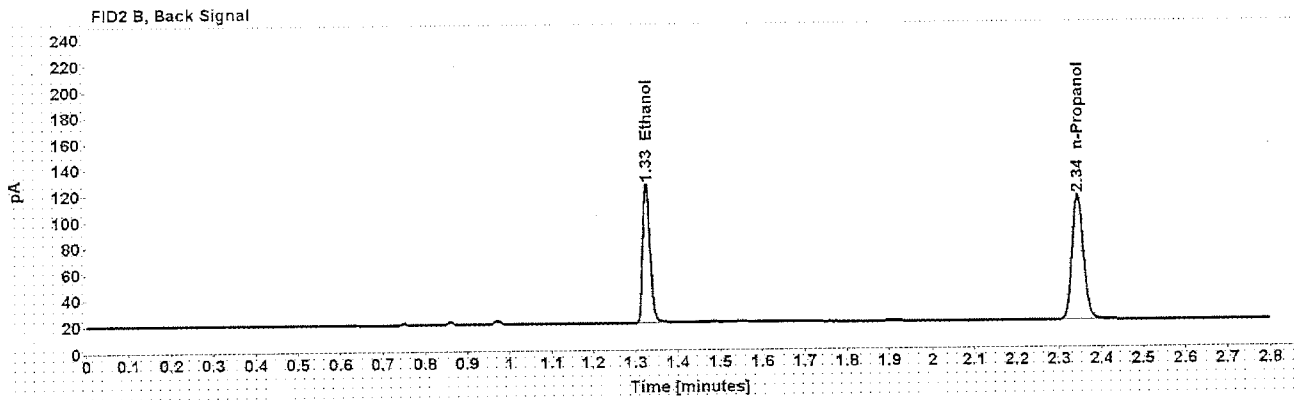
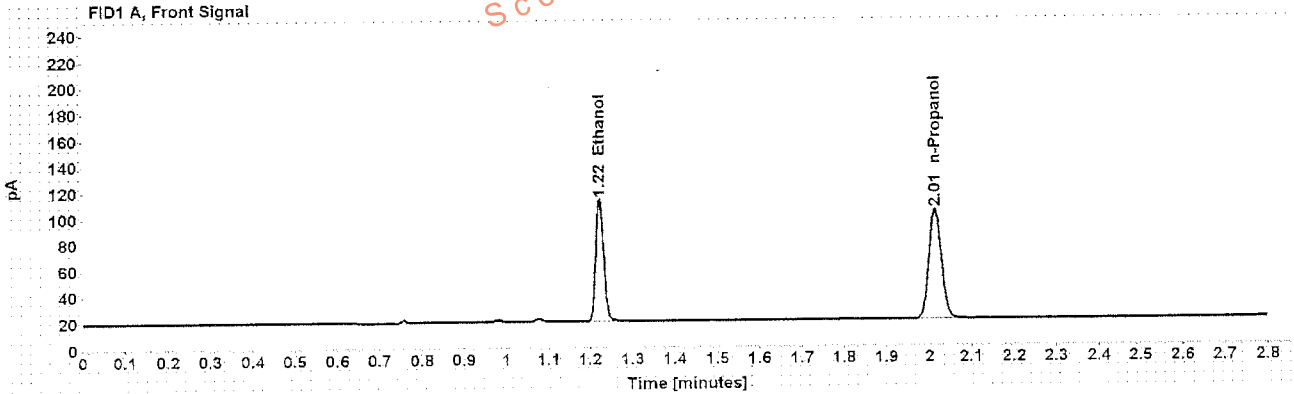


Table 1: FID 1 A (column DB-ALC1)

Compound	Amount (g/100mL)	Time (min)	Peak Area
>Ethanol	0.2014	1.223	123.735
n-Propanol	-----	2.014	174.052

Table 2: FID 2 B (column DB-ALC2)

Compound	Time (min)	Peak Area
Ethanol	1.326	127.362
n-Propanol	2.344	179.337

Scottsdale Police Department Crime Lab Volatiles Analysis

Sample: [REDACTED]	Item number: 1109515
Injection date: 9/6/2016 8:11:55 PM	Vial: 25
Method: ethanol quant M	Sequence: 06Sep16
Instrument: US14173023 CN14160045	Analyst: Langan
Data file: C:\Chem32\11\Data\06Sep16\25.D	

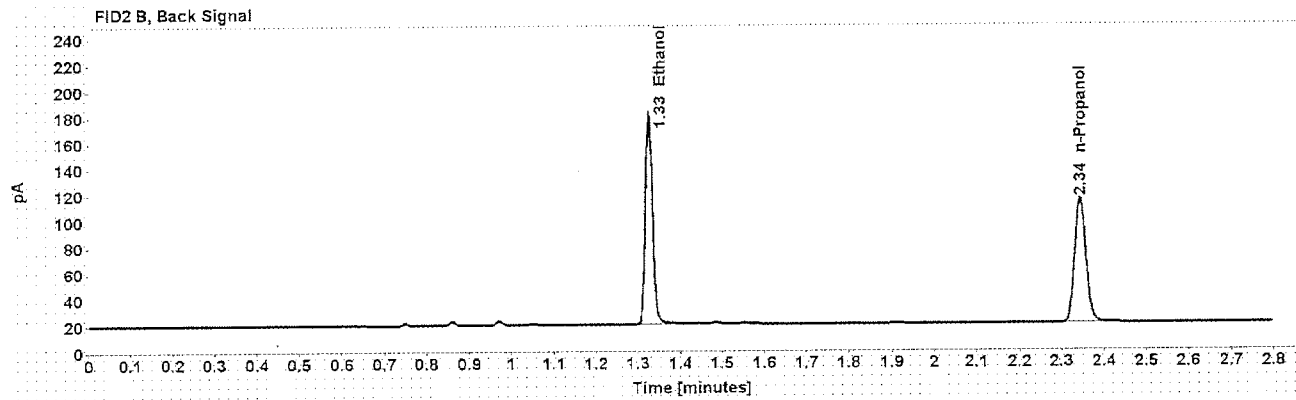
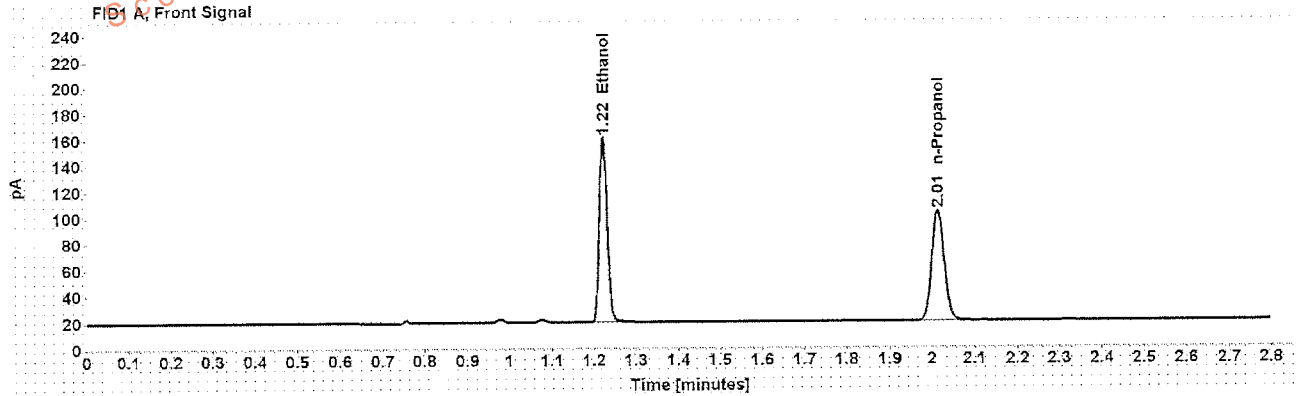


Table 1: FID 1 A (column DB-ALC1)

Compound	Amount (g/100mL)	Time (min)	Peak Area
>Ethanol	0.3051	1.223	187.241
n-Propanol	-----	2.014	173.533

Table 2: FID 2 B (column DB-ALC2)

Compound	Time (min)	Peak Area
Ethanol	1.325	194.618
n-Propanol	2.344	178.566

Scottsdale Police Department Crime Lab Volatiles Analysis

Sample:	[REDACTED]	Item number:	1109515
Injection date:	9/6/2016 8:15:55 PM	Vial:	26
Method:	ethanol quant.M	Sequence:	06Sep16
Instrument:	US14173023 CN14160045	Analyst:	Langan
Data file:	C:\Chem3211\Data\06Sep16\26.D		

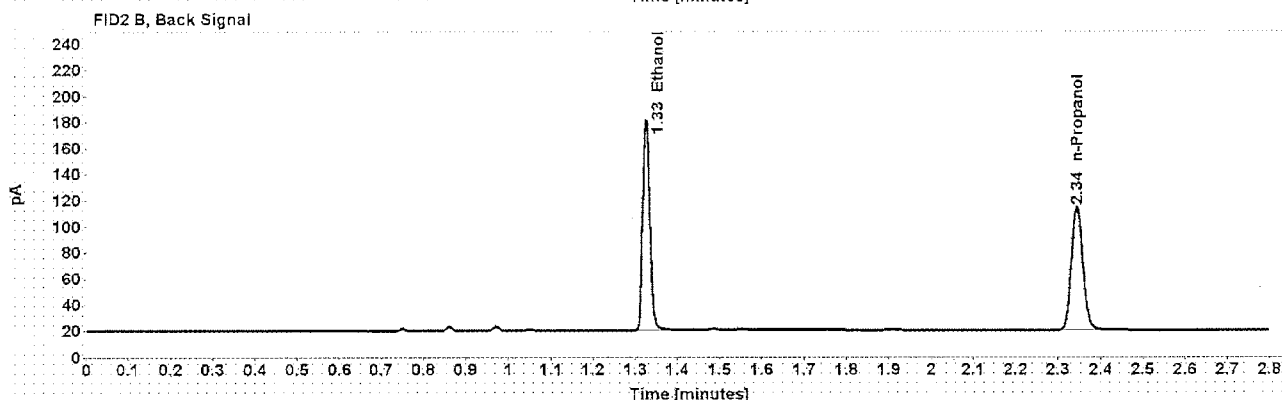
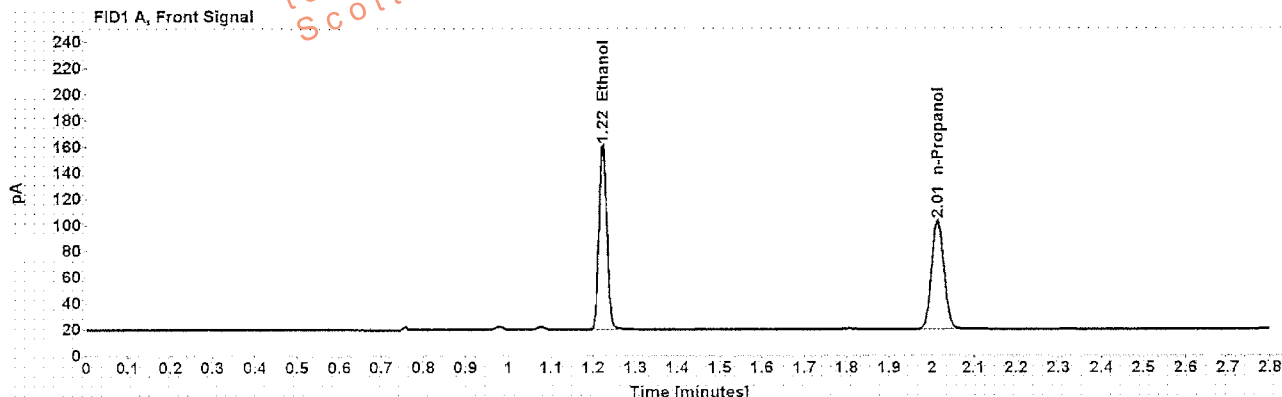


Table 1: FID 1 A (column DB-ALC1)

Compound	Amount (g/100mL)	Time (min)	Peak Area
>Ethanol	0.3063	1.223	186.923
n-Propanol	-----	2.014	172.521

Table 2: FID 2 B (column DB-ALC2)

Compound	Time (min)	Peak Area
Ethanol	1.326	193.705
n-Propanol	2.344	177.651

Scottsdale Police Department Crime Lab Volatiles Analysis

Sample: [REDACTED]	Item number: 1082490
Injection date: 9/6/2016 8:19:56 PM	Vial: 27
Method: ethanol quant.M	Sequence: 06Sep16
Instrument: US14173023 CN14160045	Analyst: Langan
Data file: C:\Chem32\1\Data\06Sep16\27.D	

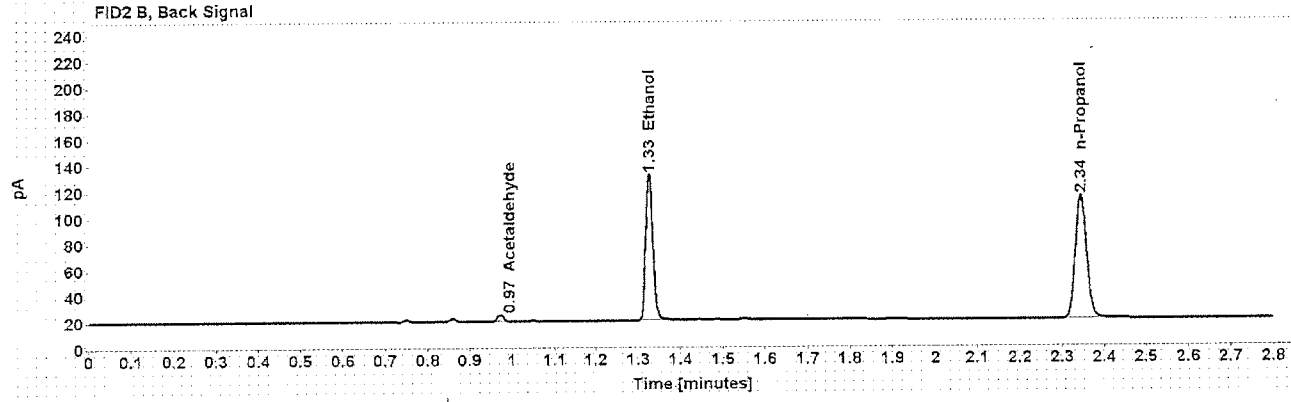
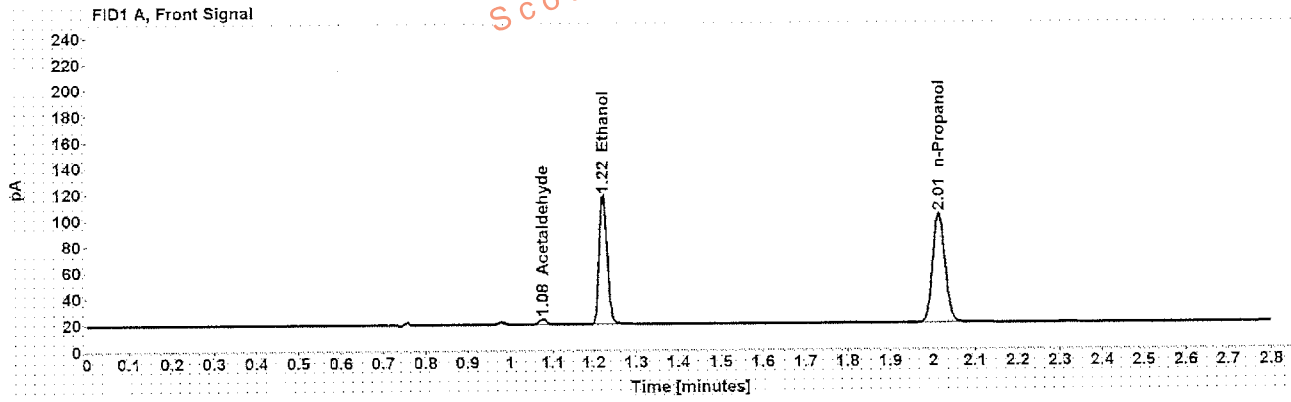


Table 1: FID 1 A (column DB-ALC1)

Compound	Amount (g/100mL)	Time (min)	Peak Area
Acetaldehyde	-----	1.077	4.772
>Ethanol	0.2148	1.223	130.613
n-Propanol	-----	2.014	172.243

Table 2: FID 2 B (column DB-ALC2)

Compound	Time (min)	Peak Area
Acetaldehyde	0.971	5.074
Ethanol	1.326	134.373
n-Propanol	2.344	177.476

Scottsdale Police Department Crime Lab Volatiles Analysis

Sample: [REDACTED]	Item number: 1082490
Injection date: 9/6/2016 8:23:55 PM	Vial: 28
Method: ethanol quant.M	Sequence: 06Sep16
Instrument: JS14173023 CN14160045	Analyst: Langan
Data file: C:\Chem321\1Data\06Sep16\28.D	

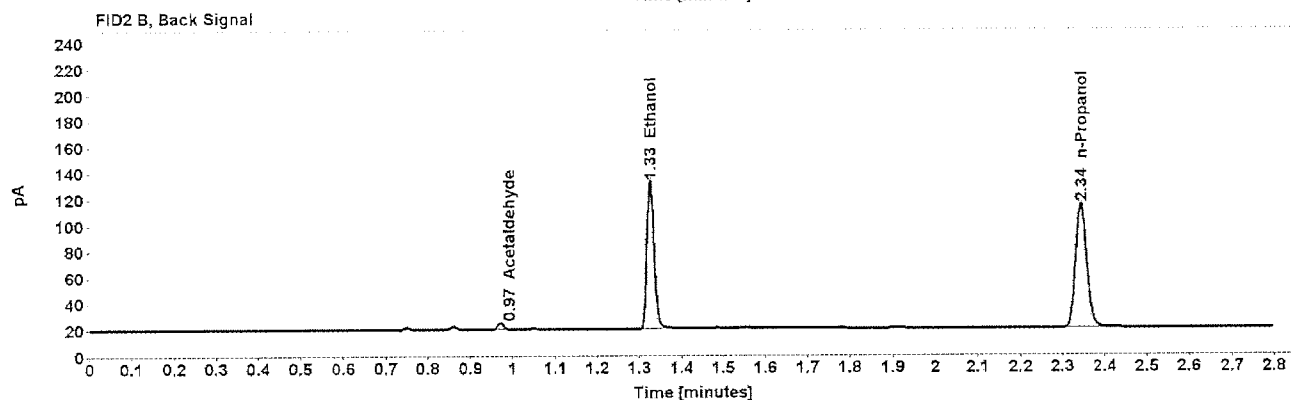
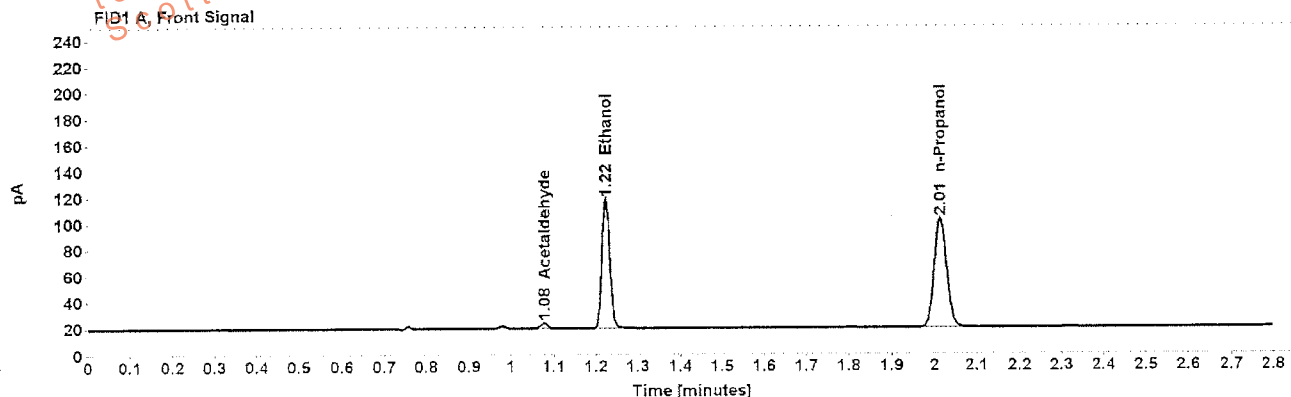


Table 1: FID 1 A (column DB-ALC1)

Compound	Amount (g/100mL)	Time (min)	Peak Area
Acetaldehyde	-----	1.077	4.716
>Ethanol	0.2152	1.223	130.839
n-Propanol	-----	2.014	172.206

Table 2: FID 2 B (column DB-ALC2)

Compound	Time (min)	Peak Area
Acetaldehyde	0.971	5.011
Ethanol	1.326	134.824
n-Propanol	2.345	177.441

Scottsdale Police Department Crime Lab Volatiles Analysis

Sample: [REDACTED]	Item number: 1087049
Injection date: 9/6/2016 8:27:56 PM	Vial: 29
Method: ethanol quant M	Sequence: 06Sep16
Instrument: US14173023 CN14160045	Analyst: Langan
Data file: C:\Chem321\1\Data\06Sep16\29.D	

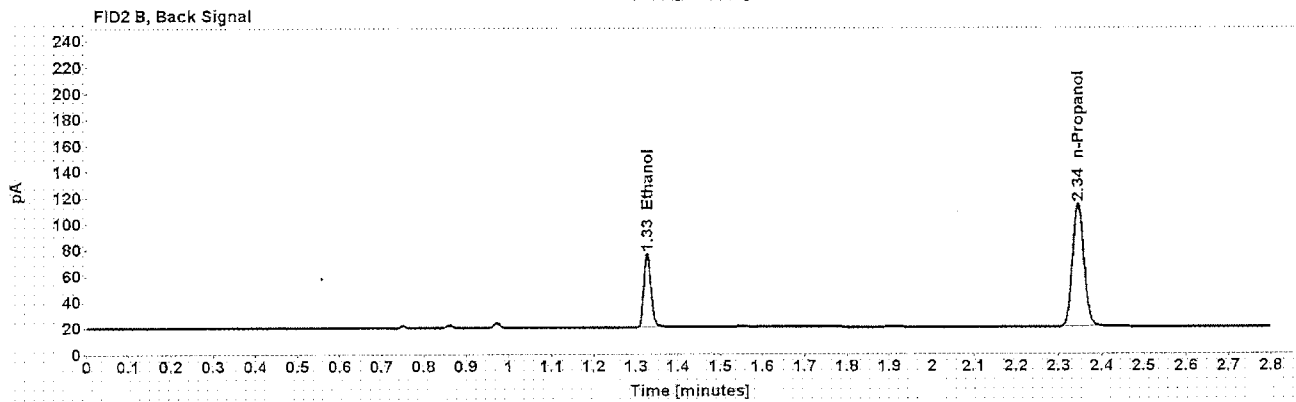
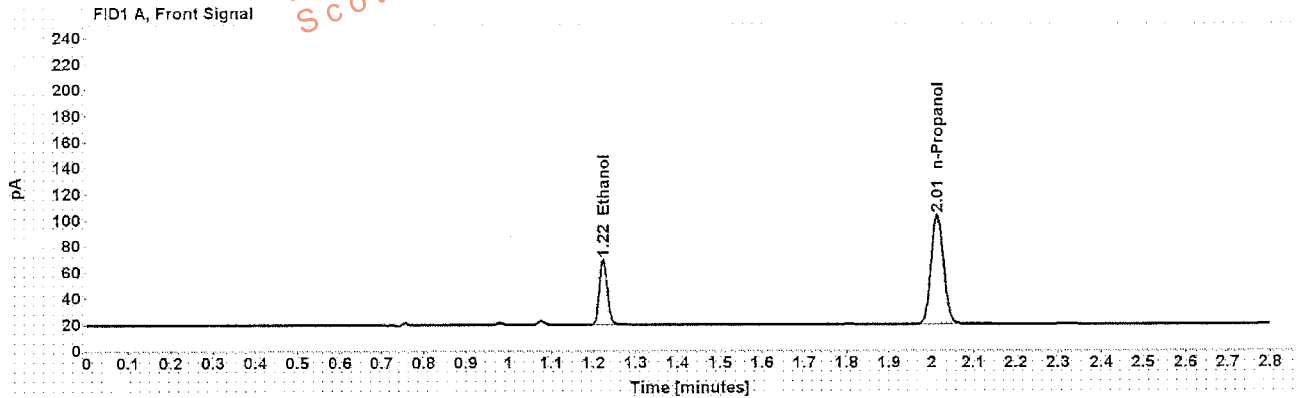


Table 1: FID 1 A (column DB-ALC1)

Compound	Amount (g/100mL)	Time (min)	Peak Area
>Ethanol	0.1087	1.223	66.033
n-Propanol	-----	2.014	172.938

Table 2: FID 2 B (column DB-ALC2)

Compound	Time (min)	Peak Area
Ethanol	1.326	67.978
n-Propanol	2.344	177.816

Scottsdale Police Department Crime Lab Volatiles Analysis

Sample: [REDACTED]	Item number: 1087049
Injection date: 9/6/2016 8:31:57 PM	Vial: 30
Method: ethanol quant.M	Sequence: 06Sep16
Instrument: US14173023 CN14160045	Analyst: Langan
Data file: C:\Chem32\11\Data\06Sep16\30.D	

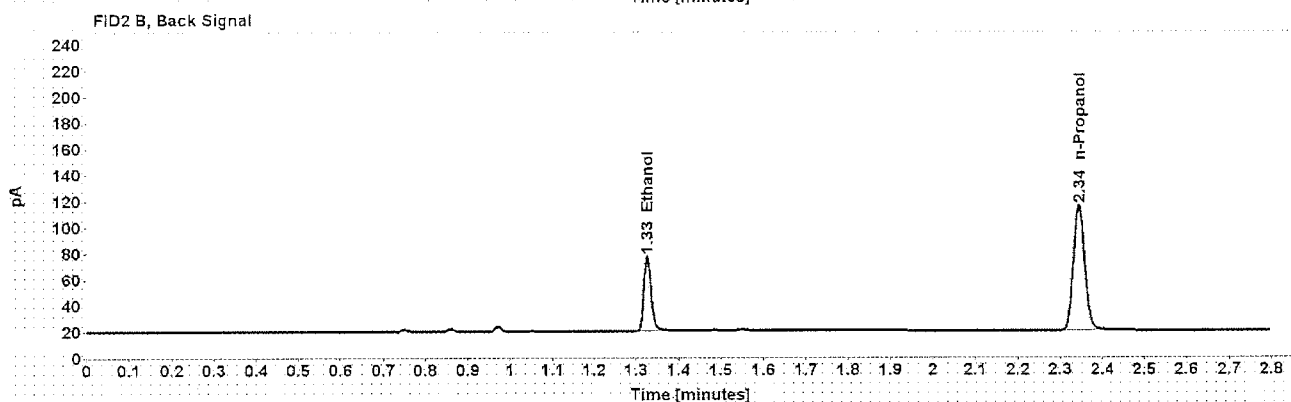
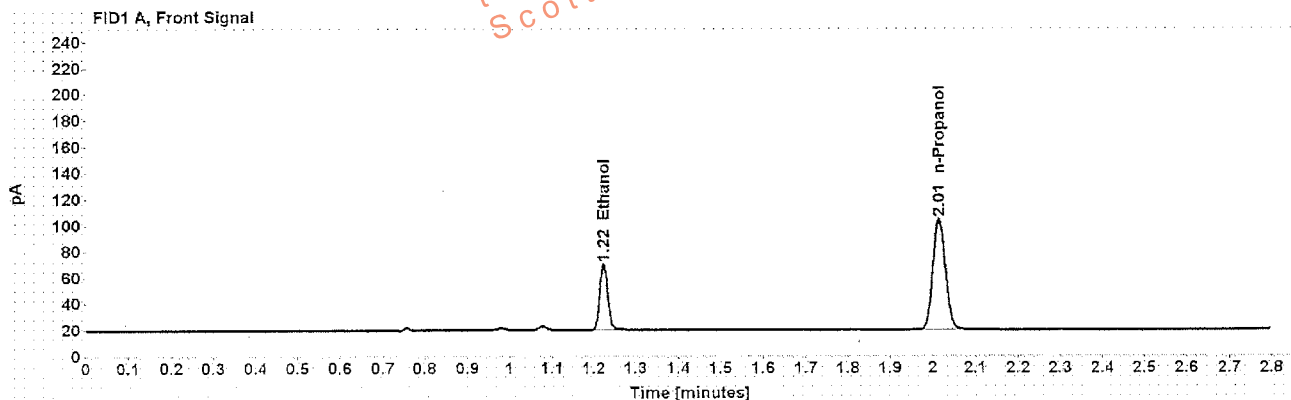


Table 1: FID 1 A (column DB-ALC1)

Compound	Amount (g/100mL)	Time (min)	Peak Area
>Ethanol	0.1087	1.223	66.753
n-Propanol	----	2.014	174.941

Table 2: FID 2 B (column DB-ALC2)

Compound	Time (min)	Peak Area
Ethanol	1.326	69.199
n-Propanol	2.344	180.067

Scottsdale Police Department Crime Lab Volatiles Analysis

Sample: [REDACTED]	Item number: 1106922
Injection date: 9/6/2016 8:40:10 PM	Vial: 32
Method: ethanol quant.M	Sequence: 06Sep16
Instrument: US14173023 CN14160045	Analyst: Langan
Data file: C:\Chem32\11\Data\06Sep16\32.D	

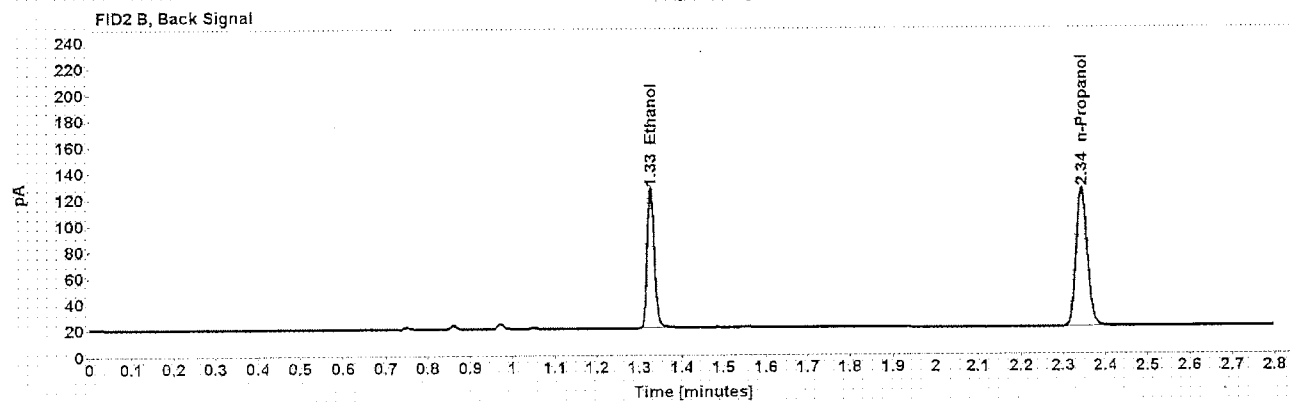
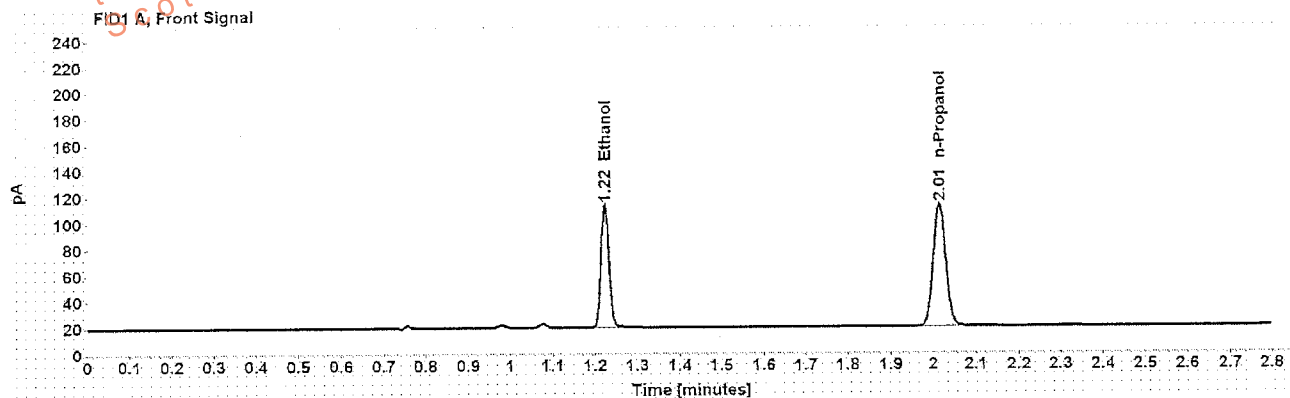


Table 1: FID 1 A (column DB-ALC1)

Compound	Amount (g/100mL)	Time (min)	Peak Area
>Ethanol	0.1825	1.223	124.121
n-Propanol	-----	2.014	192.853

Table 2: FID 2 B (column DB-ALC2)

Compound	Time (min)	Peak Area
Ethanol	1.326	127.837
n-Propanol	2.345	198.441

Scottsdale Police Department Crime Lab Volatiles Analysis

Sample: [REDACTED]	Item number: 1106922
Injection date: 9/6/2016 8:44:10 PM	Vial: 33
Method: ethanol quant M	Sequence: 06Sep16
Instrument: US14173023 CN14160045	Analyst: Langan
Data file: C:\Chem3211\Data\06Sep16\33.D	

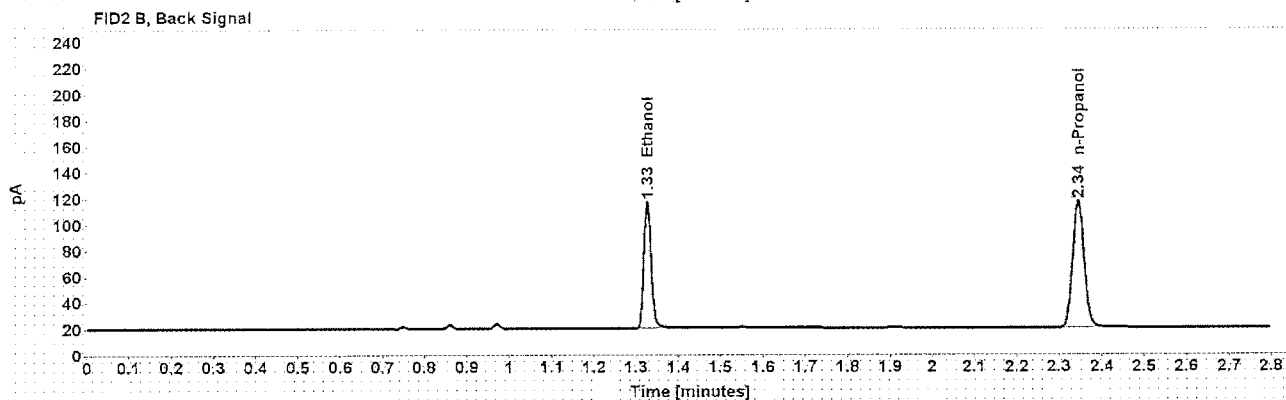
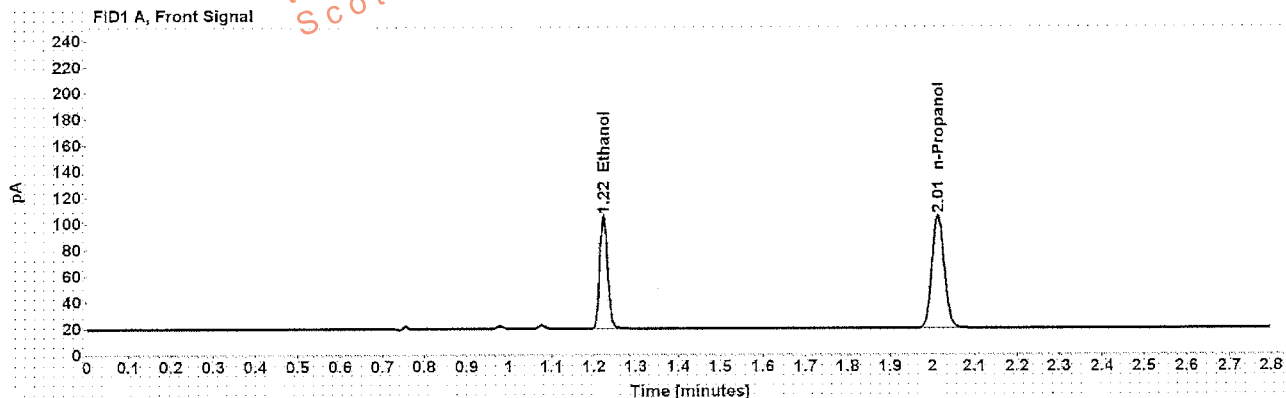


Table 1: FID 1 A (column DB-ALC1)

Compound	Amount (g/100mL)	Time (min)	Peak Area
>Ethanol	0.1817	1.223	113.558
n-Propanol	-----	2.014	177.189

Table 2: FID 2 B (column DB-ALC2)

Compound	Time (min)	Peak Area
Ethanol	1.326	116.906
n-Propanol	2.344	182.296

Scottsdale Police Department Crime Lab Volatiles Analysis

Sample:	[REDACTED]	Item number:	321-01A
Injection date:	9/6/2016 8:48:11 PM	Vial:	34 4 <i>MA-7-16</i>
Method:	ethanol quant.M	Sequence:	06Sep16
Instrument:	US14173023 CN14160045	Analyst:	Langan
Data file:	C:\Chem3211\Data\06Sep16\34.D		

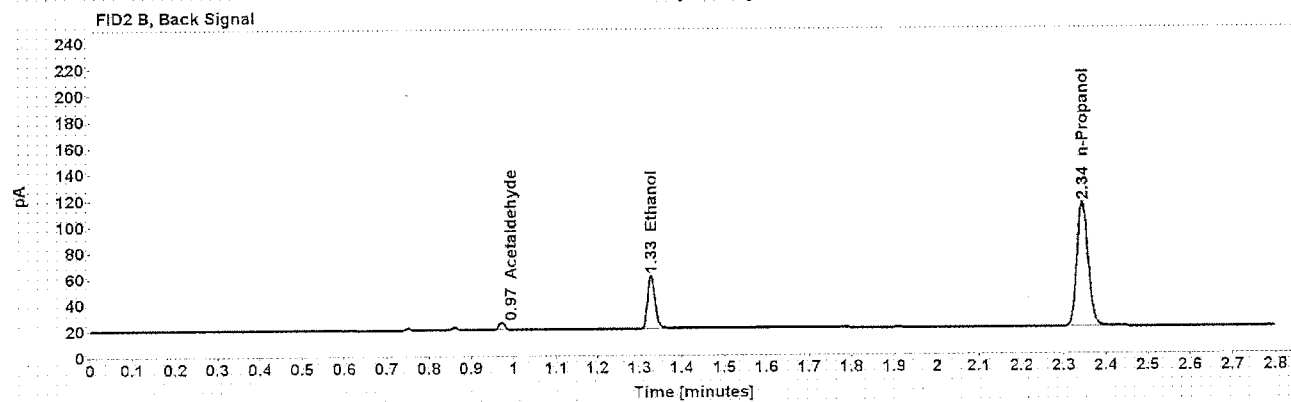
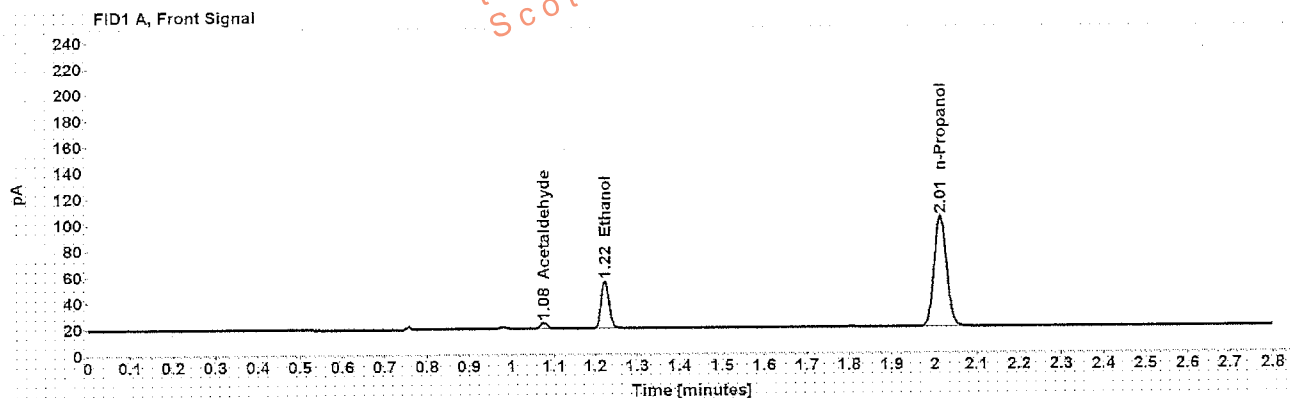


Table 1: FID 1 A (column DB-ALC1)

Compound	Amount (g/100mL)	Time (min)	Peak Area
Acetaldehyde	-----	1.077	5.067
>Ethanol	0.0783	1.224	47.767
n-Propanol	-----	2.014	174.551

Table 2: FID 2 B (column DB-ALC2)

Compound	Time (min)	Peak Area
Acetaldehyde	0.971	5.354
Ethanol	1.327	49.451
n-Propanol	2.344	179.633

Scottsdale Police Department Crime Lab Volatiles Analysis

Sample: [REDACTED]	Item number: 321-01A
Injection date: 9/6/2016 8:52:10 PM	Vial: 35 <i>4</i> <i>9-7-16</i>
Method: ethanol quant.M	Sequence: 06Sep16
Instrument: US14173023 CN14160045	Analyst: Langan
Data file: C:\Chem3211\Data\06Sep16\35.D	

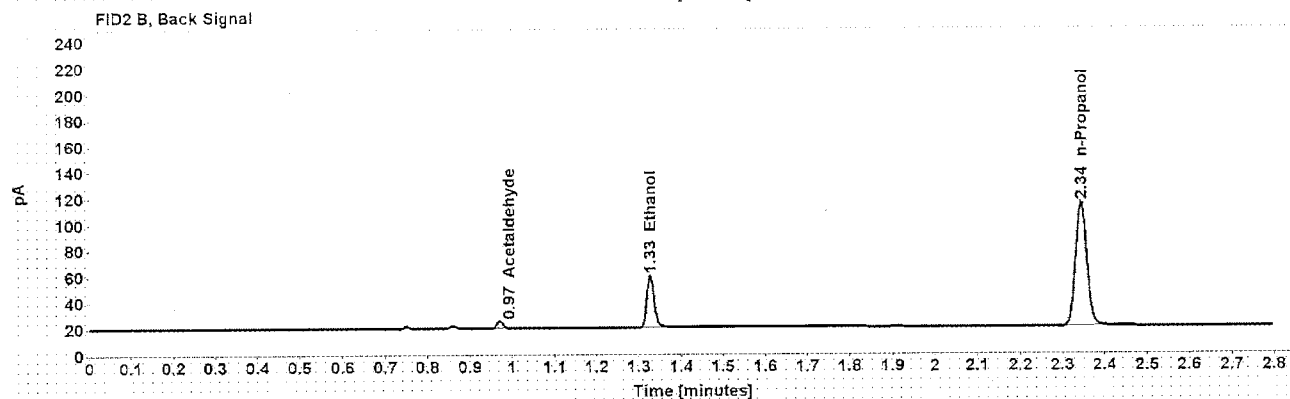
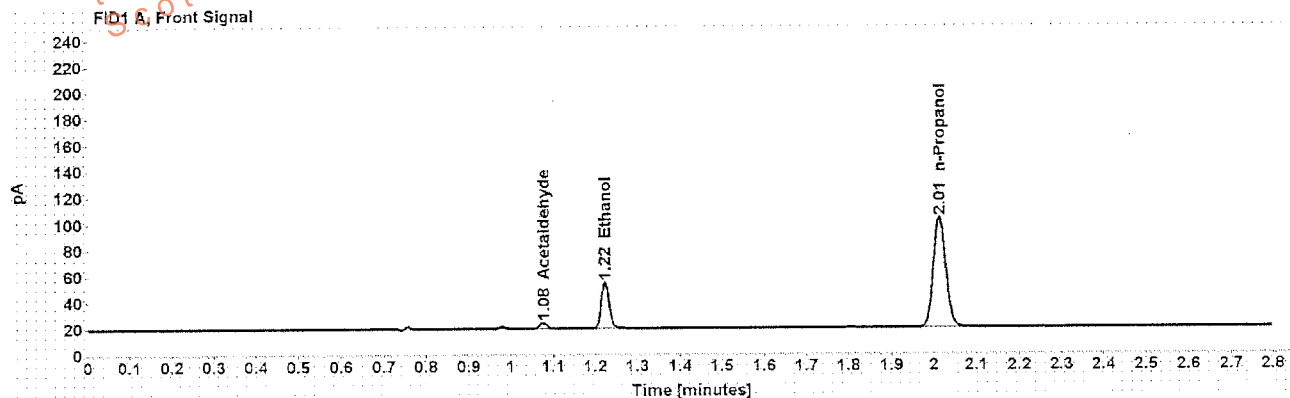


Table 1: FID 1 A (column DB-ALC1)

Compound	Amount (g/100mL)	Time (min)	Peak Area
Acetaldehyde	-----	1.077	5.032
>Ethanol	0.0771	1.224	46.719
n-Propanol	-----	2.014	173.327

Table 2: FID 2 B (column DB-ALC2)

Compound	Time (min)	Peak Area
Acetaldehyde	0.971	5.392
Ethanol	1.327	48.475
n-Propanol	2.344	178.391

Scottsdale Police Department Crime Lab Volatiles Analysis

Sample: [REDACTED] Item number: 1108183
Injection date: 9/6/2016 8:56:10 PM Vial: 36
Method: ethanol quant.M Sequence: 06Sep16
Instrument: US14173023 CN14160045 Analyst: Langan
Data file: C:\Chem32\1\Data\06Sep16\36.D

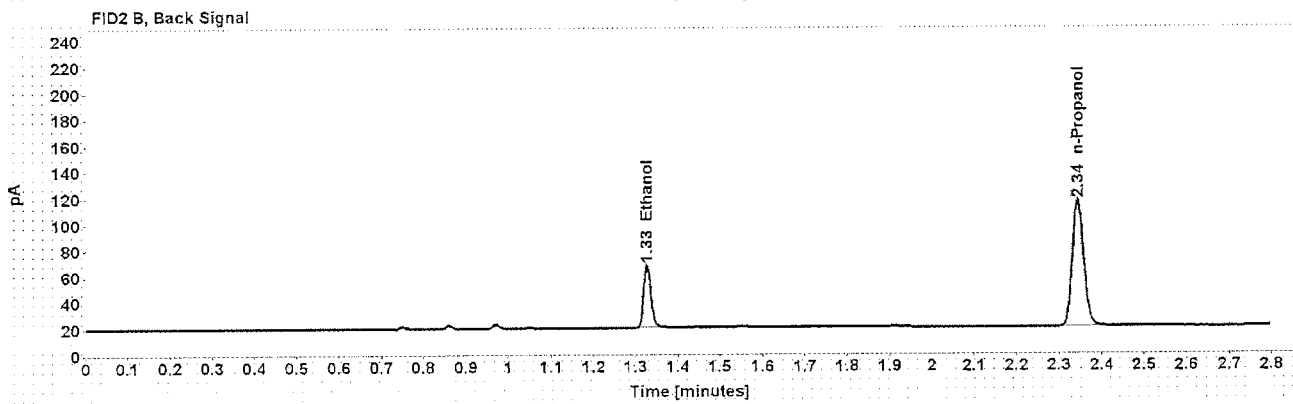
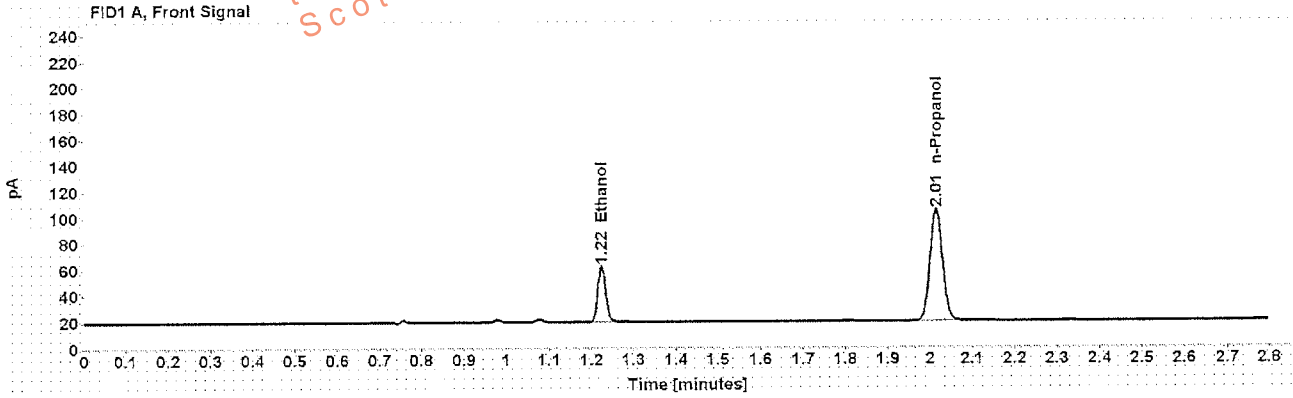


Table 1: FID 1 A (column DB-ALC1)

Compound	Amount (g/100mL)	Time (min)	Peak Area
>Ethanol	0.0911	1.224	56.292
n-Propanol	-----	2.014	176.450

Table 2: FID 2 B (column DB-ALC2)

Compound	Time (min)	Peak Area
Ethanol	1.327	57.808
n-Propanol	2.345	181.793

Scottsdale Police Department Crime Lab Volatiles Analysis

Sample: [REDACTED]	Item number: 1108183
Injection date: 9/6/2016 9:00:26 PM	Vial: 37
Method: ethanol quant.M	Sequence: 06Sep16
Instrument: US14173023 CN14160045	Analyst: Langan
Data file: C:\Chem32\1\Data\06Sep16\37.D	

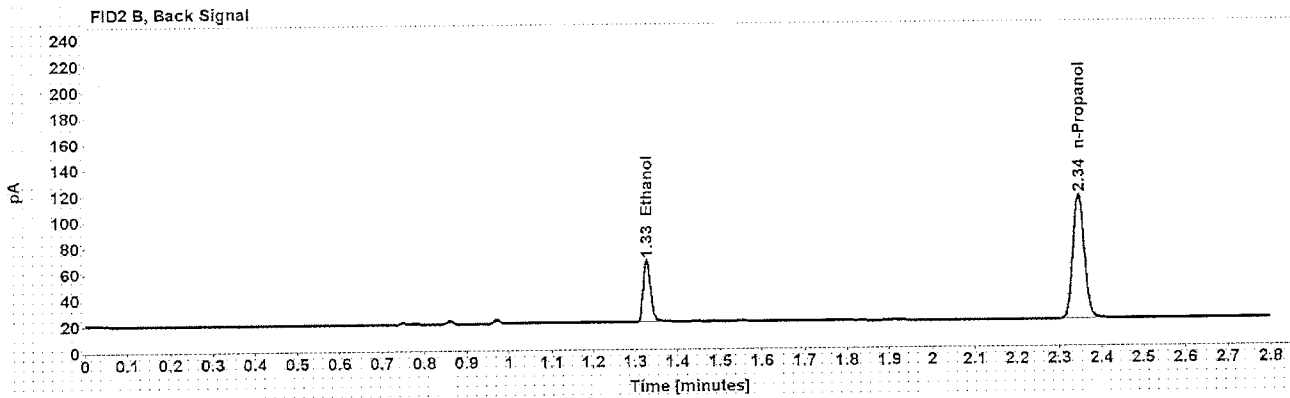
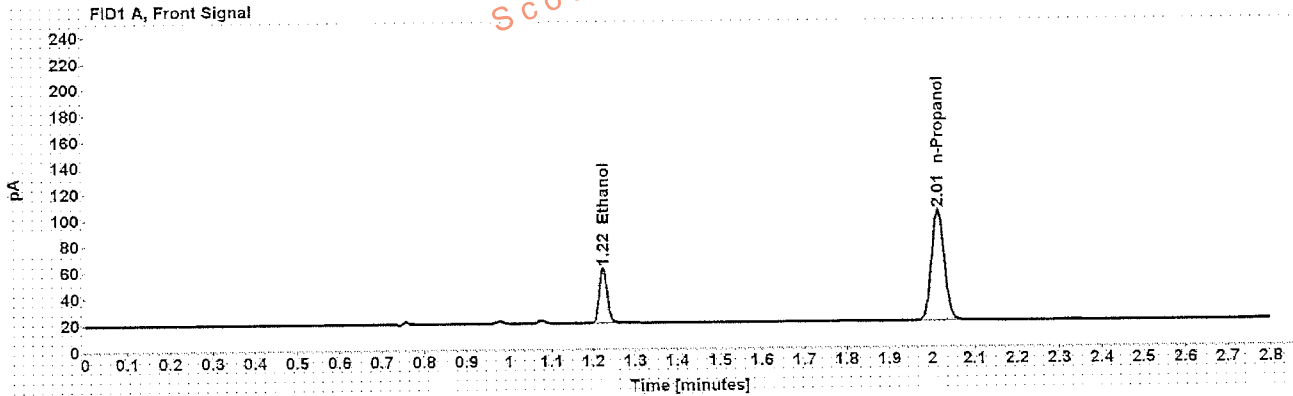


Table 1: FID 1 A (column DB-ALC1)

Compound	Amount (g/100mL)	Time (min)	Peak Area
>Ethanol	0.0908	1.224	55.304
n-Propanol	-----	2.014	173.890

Table 2: FID 2 B (column DB-ALC2)

Compound	Time (min)	Peak Area
Ethanol	1.327	56.819
n-Propanol	2.345	179.321

Scottsdale Police Department Crime Lab Volatiles Analysis

Sample: [REDACTED]	Item number: 1094922
Injection date: 9/6/2016 9:04:25 PM	Vial: 38
Method: ethanol quant M	Sequence: 06Sep16
Instrument: US14173023 CN14160046	Analyst: Langan
Data file: C:\Chem3211\Data\06Sep16\38.D	

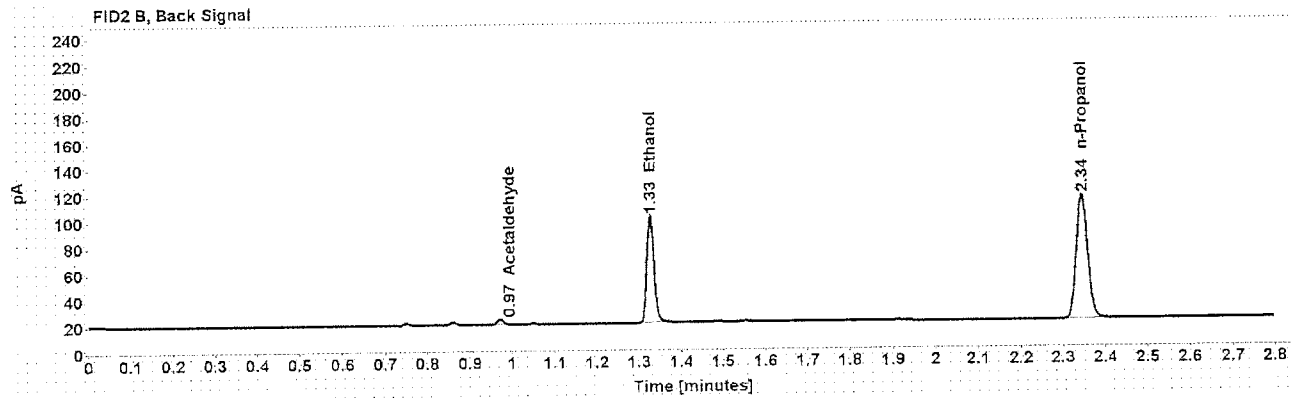
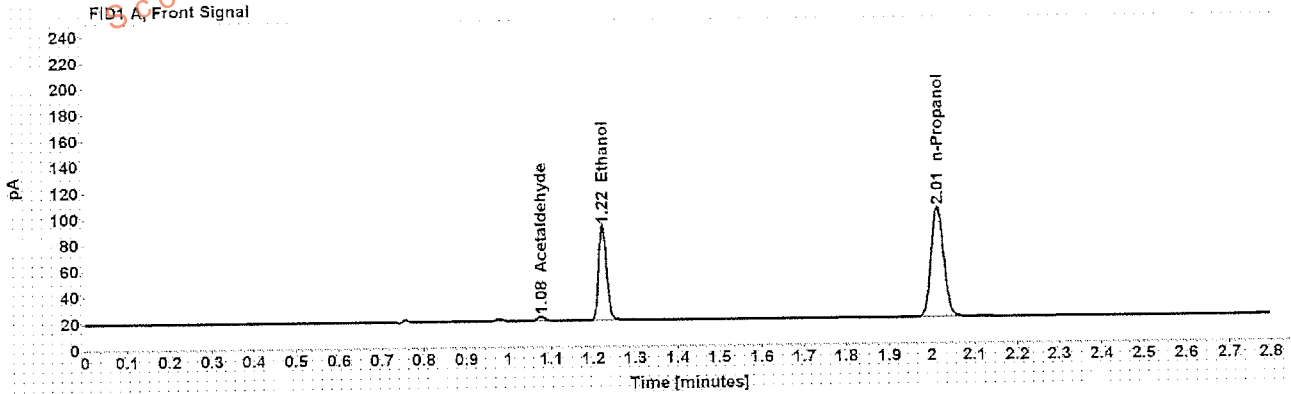


Table 1: FID 1 A (column DB-ALC1)

Compound	Amount (g/100mL)	Time (min)	Peak Area
Acetaldehyde	-----	1.077	3.773
>Ethanol	0.1562	1.223	95.254
n-Propanol	-----	2.014	173.108

Table 2: FID 2 B (column DB-ALC2)

Compound	Time (min)	Peak Area
Acetaldehyde	0.971	4.035
Ethanol	1.326	98.259
n-Propanol	2.344	178.463

Scottsdale Police Department Crime Lab Volatiles Analysis

Sample:	[REDACTED]	Item number:	1094922
Injection date:	9/6/2016 9:08:26 PM	Vial:	39
Method:	ethanol quant.M	Sequence:	06Sep16
Instrument:	US14173023 CN14160045	Analyst:	Langan
Data file:	C:\Chem32\1\Data\06Sep16\39.D		

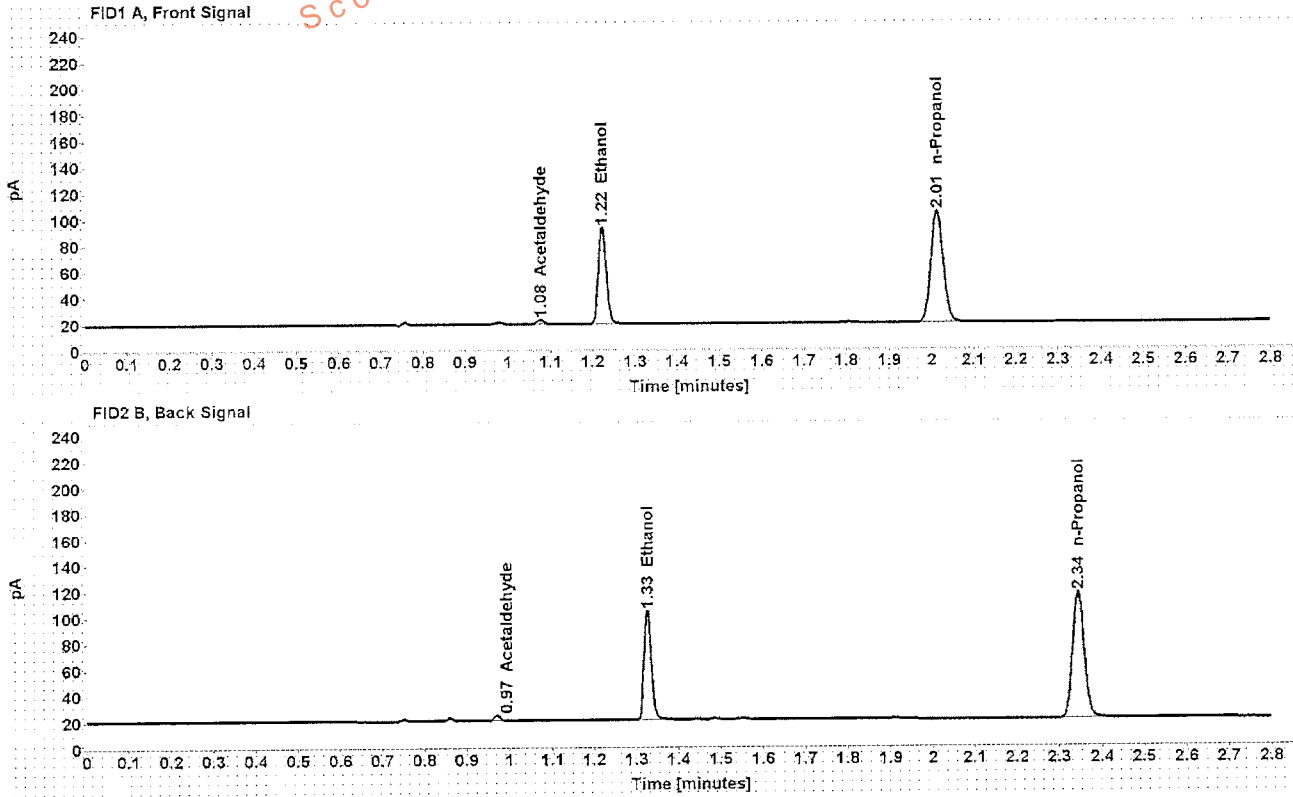


Table 1: FID 1 A (column DB-ALC1)

Compound	Amount (g/100mL)	Time (min)	Peak Area
Acetaldehyde	-----	1.077	3.844
>Ethanol	0.1577	1.223	97.797
n-Propanol	-----	2.014	176.037

Table 2: FID 2 B (column DB-ALC2)

Compound	Time (min)	Peak Area
Acetaldehyde	0.971	4.096
Ethanol	1.326	100.936
n-Propanol	2.344	181.469

Scottsdale Police Department Crime Lab Volatiles Analysis

Dissemination is restricted to Criminal Justice Agencies and authorized Non-C.J. Agencies ONLY. Secondary dissemination to unauthorized agencies is PROHIBITED.
Scottsdale City Prosecutor

Sample: [REDACTED]	Item number: 1103477
Injection date: 9/6/2016 9:12:25 PM	Vial: 40
Method: ethanol quant.M	Sequence: 06Sep16
Instrument: US14173023 CN14160045	Analyst: Langan
Data file: C:\Chem32\1\Data\06Sep16\40.D	

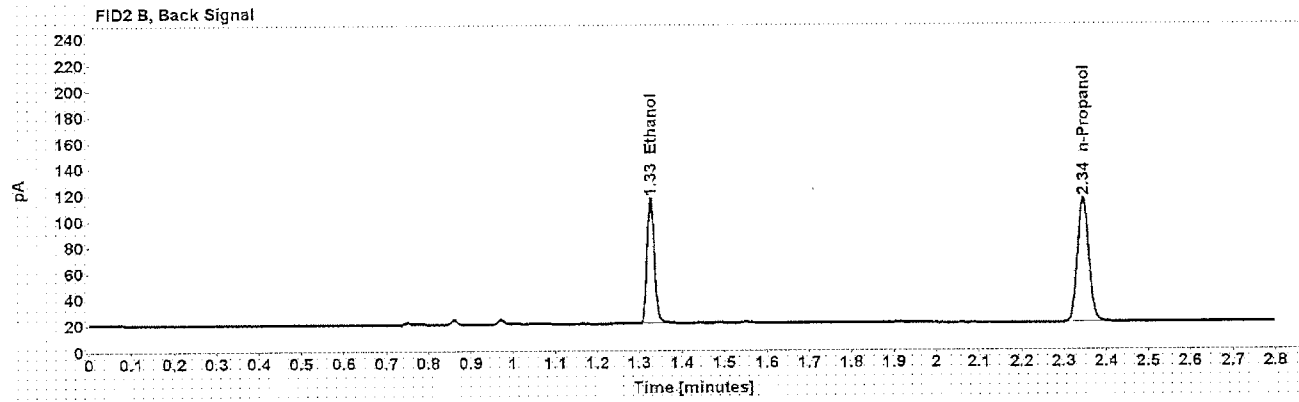
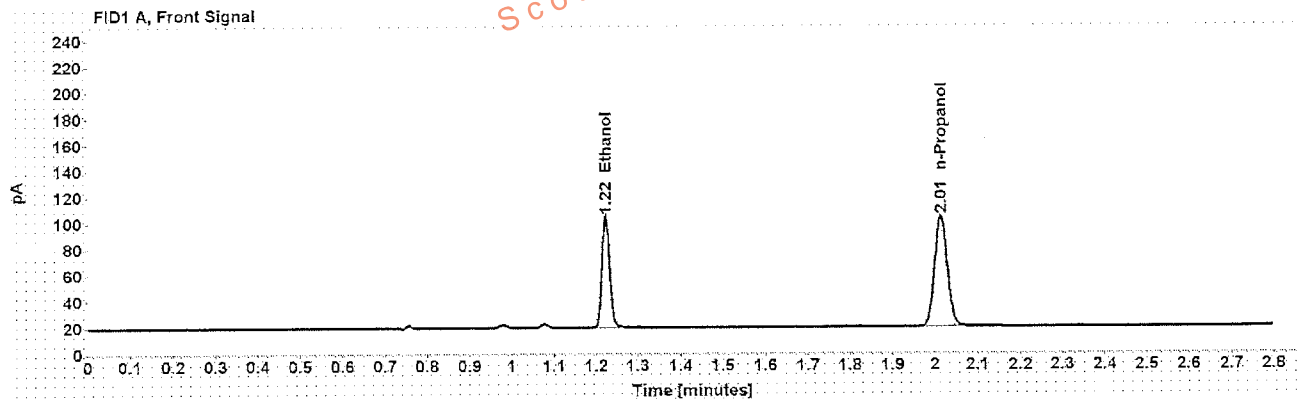


Table 1: FID 1 A (column DB-ALC1)

Compound	Amount (g/100mL)	Time (min)	Peak Area
>Ethanol	0.1834	1.223	112.394
n-Propanol	-----	2.014	173.738

Table 2: FID 2 B (column DB-ALC2)

Compound	Time (min)	Peak Area
Ethanol	1.326	115.886
n-Propanol	2.344	179.139

Scottsdale Police Department Crime Lab Volatiles Analysis

Sample: [REDACTED]	Item number: 1103477
Injection date: 9/6/2016 9:16:25 PM	Vial: 41
Method: ethanol quant.M	Sequence: 06Sep16
Instrument: US14173023 CN14160045	Analyst: Langan
Data file: C:\Chem3211\Data\06Sep16\41.D	

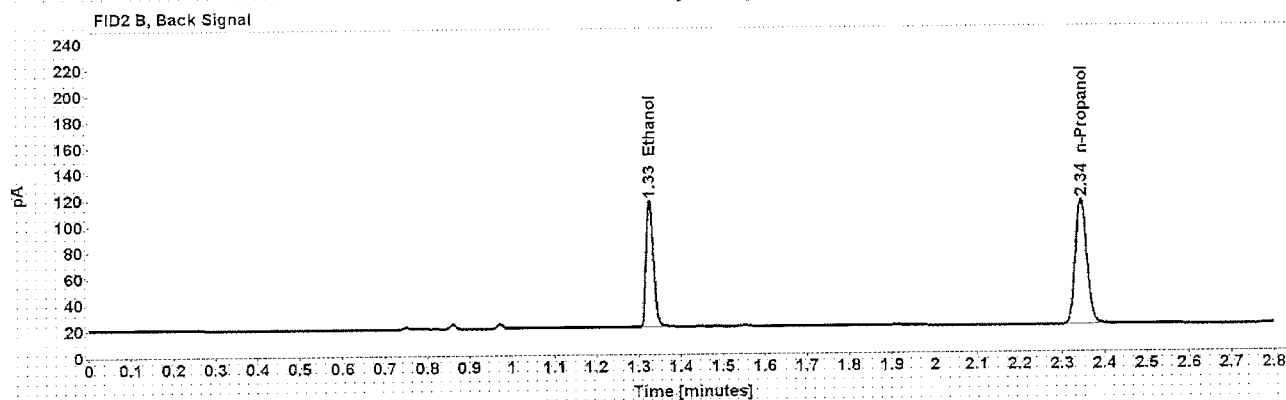
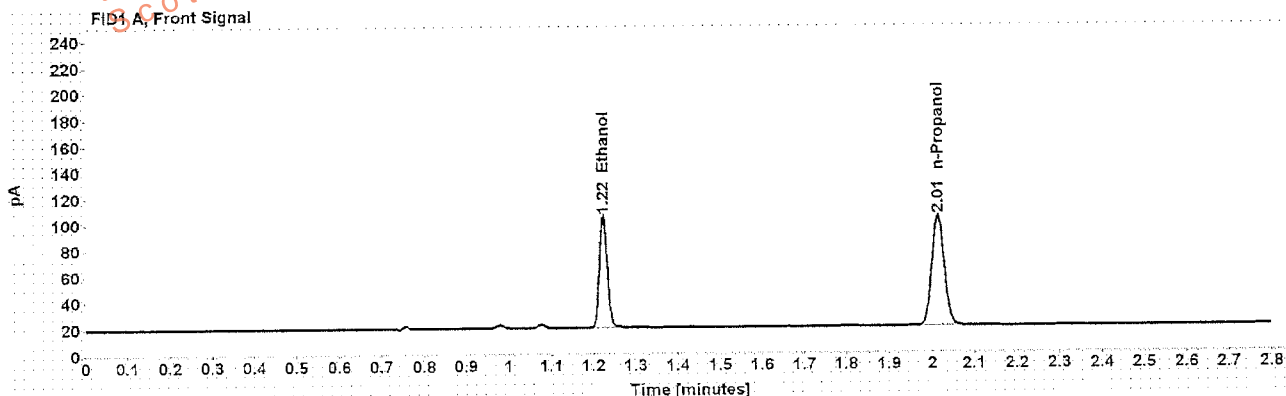


Table 1: FID 1 A (column DB-ALC1)

Compound	Amount (g/100mL)	Time (min)	Peak Area
>Ethanol	0.1835	1.223	112.848
n-Propanol	-----	2.014	174.361

Table 2: FID 2 B (column DB-ALC2)

Compound	Time (min)	Peak Area
Ethanol	1.326	116.431
n-Propanol	2.344	179.594

Scottsdale Police Department Crime Lab Volatiles Analysis

Sample:	[REDACTED]	Item number:	1102571
Injection date:	9/6/2016 9:24:41 PM	Vial:	43
Method:	ethanol quant.M	Sequence:	06Sep16
Instrument:	US14173023.CN14160045	Analyst:	Langan
Data file:	C:\Chem32\1\Data\06Sep16\43.D		

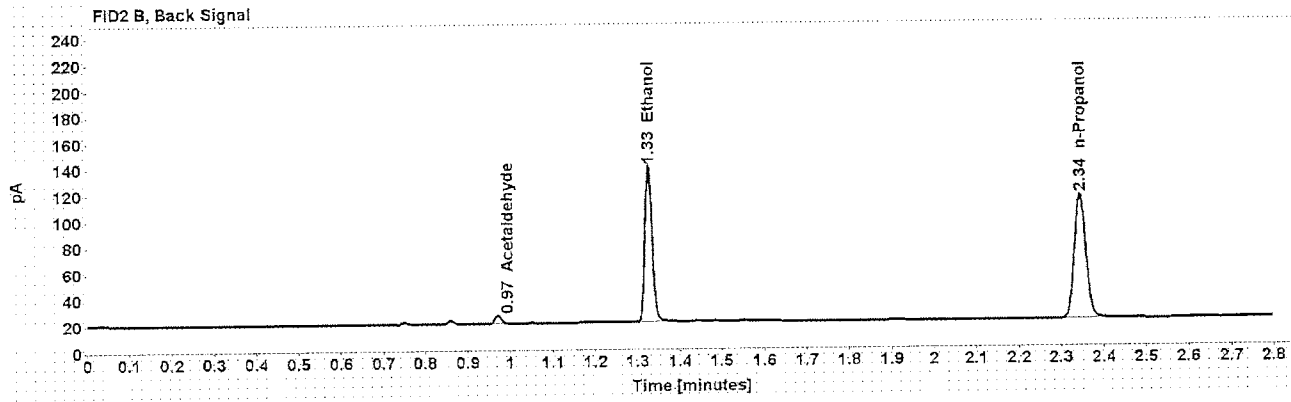
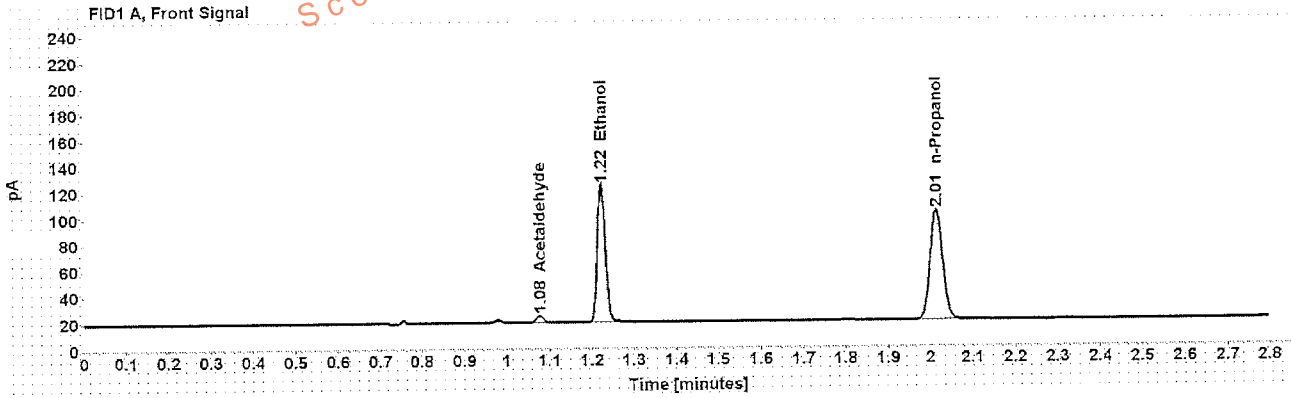


Table 1: FID 1 A (column DB-ALC1)

Compound	Amount (g/100mL)	Time (min)	Peak Area
Acetaldehyde	-----	1.077	6.037
>Ethanol	0.2277	1.223	139.516
n-Propanol	-----	2.014	173.499

Table 2: FID 2 B (column DB-ALC2)

Compound	Time (min)	Peak Area
Acetaldehyde	0.971	6.421
Ethanol	1.326	143.851
n-Propanol	2.344	178.554

Scottsdale Police Department Crime Lab Volatiles Analysis

Sample: [REDACTED]	Item number: 1102571
Injection date: 9/6/2016 9:28:40 PM	Vial: 44
Method: ethanol quant.M	Sequence: 06Sep16
Instrument: US14173023 CN14160045	Analyst: Langan
Data file: C:\Chem32\1\Data\06Sep16\44.D	

Dissemination is restricted to Criminal Justice Agencies and authorized Non-C.J. Agencies ONLY. Secondary dissemination to unauthorized agencies is PROHIBITED. Scottsdale City Prosecutor

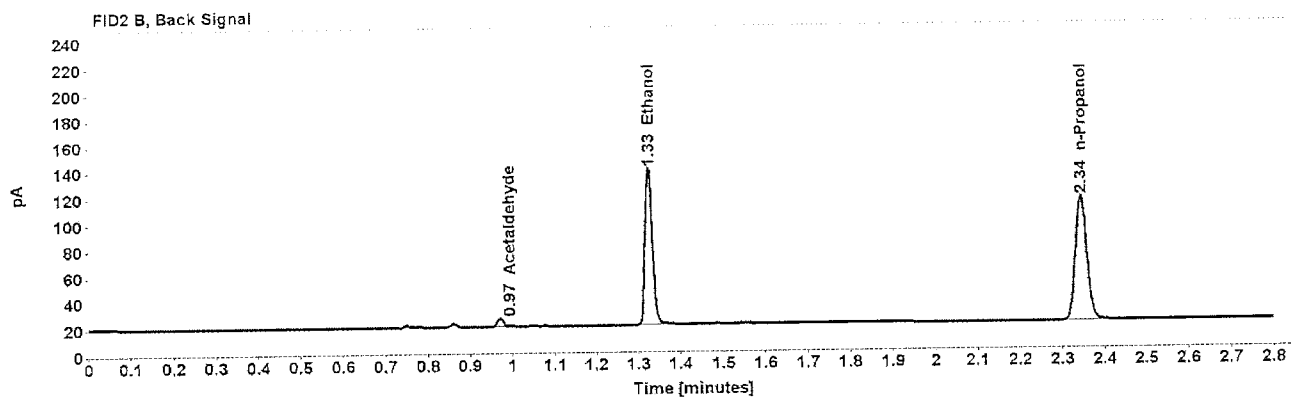
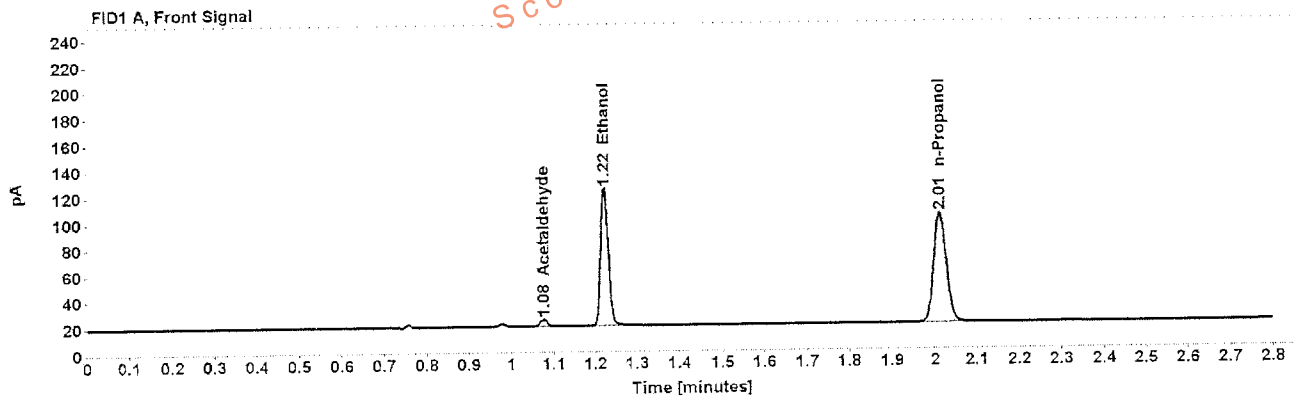


Table 1: FID 1 A (column DB-ALC1)

Compound	Amount (g/100mL)	Time (min)	Peak Area
Acetaldehyde	-----	1.077	5.995
>Ethanol	0.2280	1.223	139.508
n-Propanol	-----	2.014	173.252

Table 2: FID 2 B (column DB-ALC2)

Compound	Time (min)	Peak Area
Acetaldehyde	0.971	6.378
Ethanol	1.326	143.875
n-Propanol	2.344	178.480

Scottsdale Police Department Crime Lab Volatiles Analysis

Sample: [REDACTED]	Item number: 1110505
Injection date: 9/6/2016 9:32:41 PM	Vial: 45
Method: ethanol quant.M	Sequence: 06Sep16
Instrument: US14173023 CN14160045	Analyst: Langan
Data file: C:\Chem3211\Data\06Sep16\45.D	

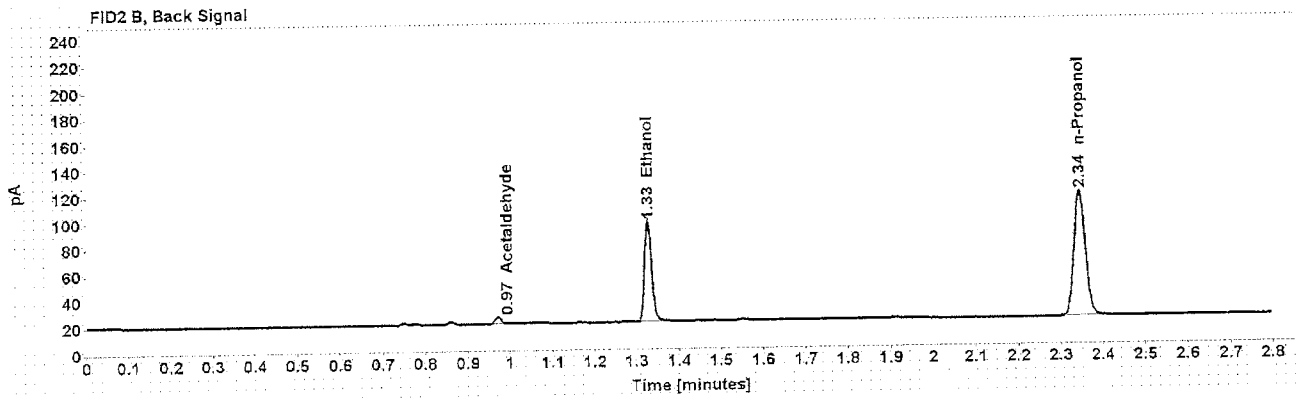
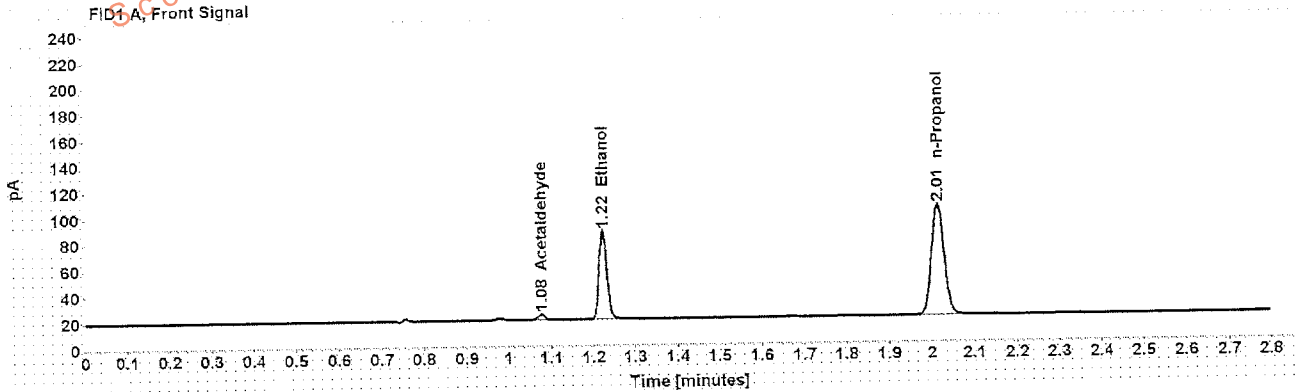


Table 1: FID 1 A (column DB-ALC1)

Compound	Amount (g/100mL)	Time (min)	Peak Area
Acetaldehyde	-----	1.077	4.781
>Ethanol	0.1448	1.224	89.312
n-Propanol	-----	2.014	175.213

Table 2: FID 2 B (column DB-ALC2)

Compound	Time (min)	Peak Area
Acetaldehyde	0.971	5.045
Ethanol	1.327	92.074
n-Propanol	2.345	180.774

Scottsdale Police Department Crime Lab Volatiles Analysis

Sample:	[REDACTED]	Item number:	1110505
Injection date:	9/6/2016 9:36:42 PM	Vial:	46
Method:	ethanol quant.M	Sequence:	06Sep16
Instrument:	US14173023 CN14160045	Analyst:	Langan
Data file:	C:\Chem32\1\Data\06Sep16\46.D		

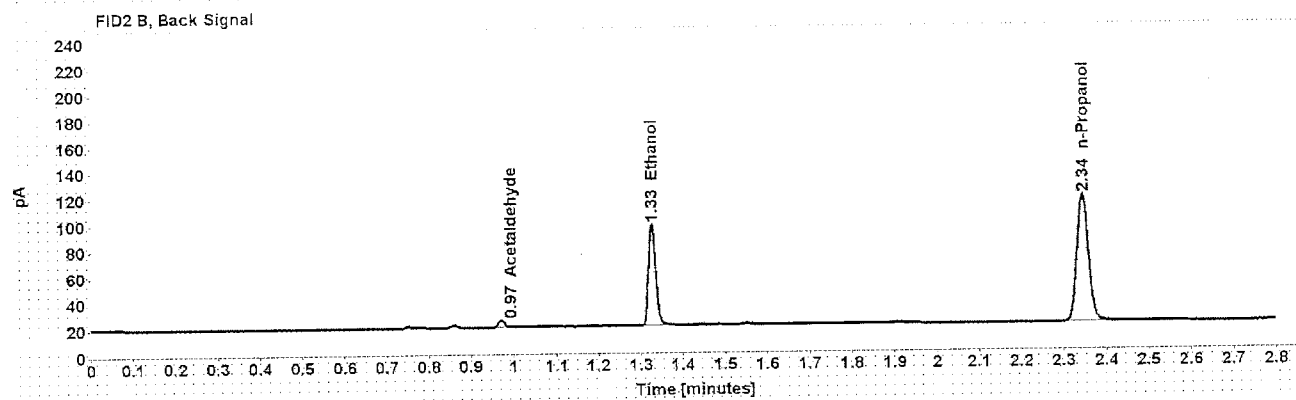
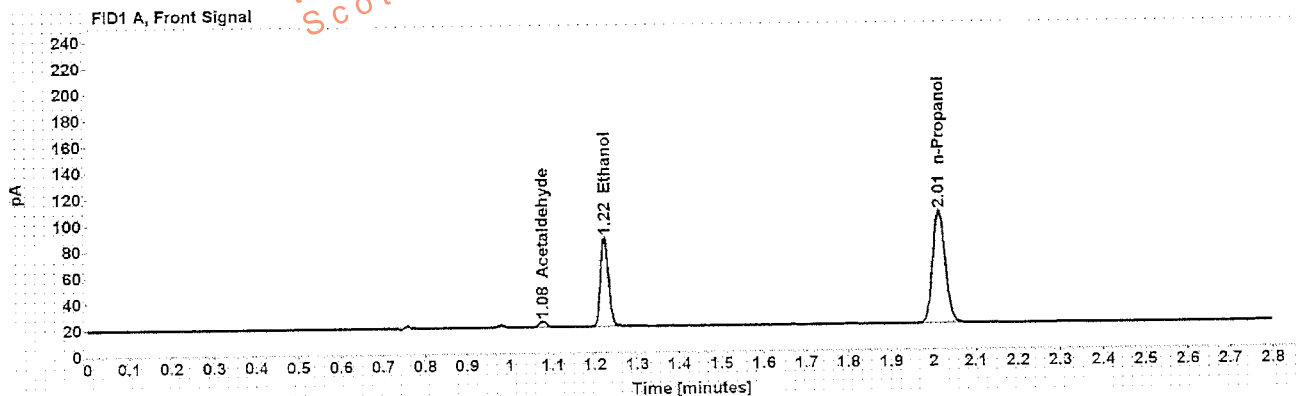


Table 1: FID 1 A (column DB-ALC1)

Compound	Amount (g/100mL)	Time (min)	Peak Area
Acetaldehyde	-----	1.077	4.870
>Ethanol	0.1445	1.223	90.269
n-Propanol	-----	2.014	177.408

Table 2: FID 2 B (column DB-ALC2)

Compound	Time (min)	Peak Area
Acetaldehyde	0.971	5.151
Ethanol	1.326	93.012
n-Propanol	2.345	183.008

Scottsdale Police Department Crime Lab Volatiles Analysis

Sample: [REDACTED]	Item number: 1110515
Injection date: 9/6/2016 9:40:41 PM	Vial: 47
Method: ethanol quant.M	Sequence: 06Sep16
Instrument: US14173023 CN14160045	Analyst: Langan
Data file: C:\Chem32\1\Data\06Sep16\47.D	

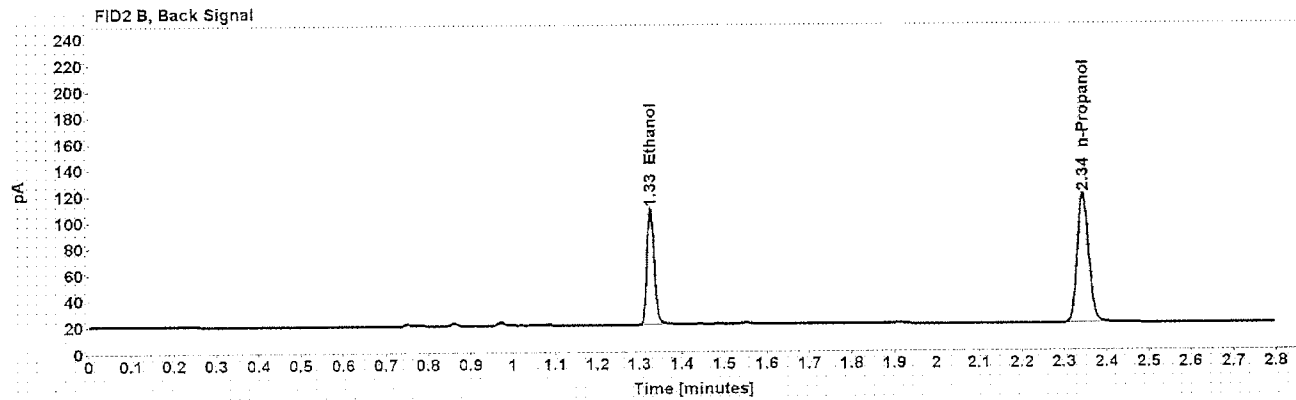
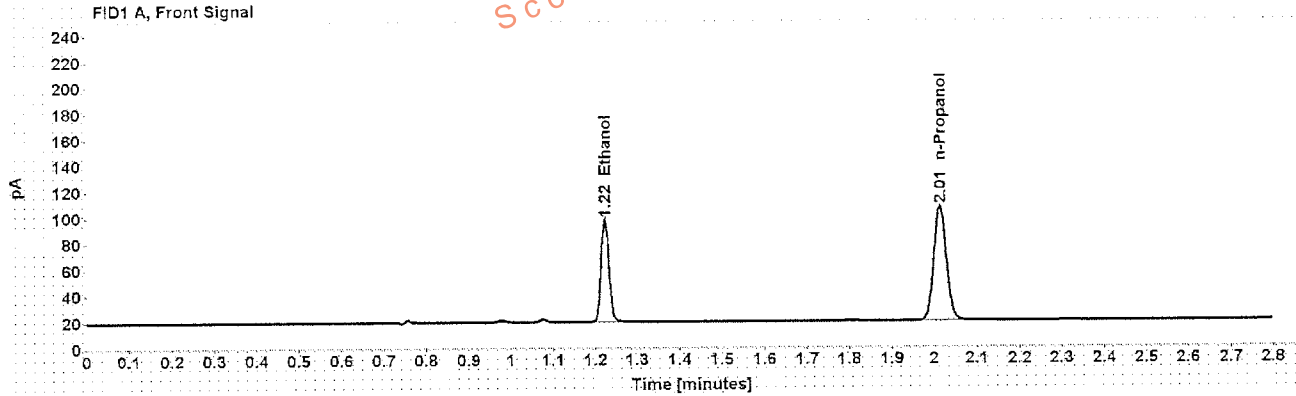


Table 1: FID 1 A (column DB-ALC1)

Compound	Amount (g/100mL)	Time (min)	Peak Area
>Ethanol	0.1631	1.223	104.017
n-Propanol	-----	2.013	180.964

Table 2: FID 2 B (column DB-ALC2)

Compound	Time (min)	Peak Area
Ethanol	1.326	107.353
n-Propanol	2.344	186.416

Scottsdale Police Department Crime Lab Volatiles Analysis

Sample: [REDACTED]	Item number: 1110515
Injection date: 9/6/2016 9:44:41 PM	Vial: 48
Method: ethanol quant.M	Sequence: 06Sep16
Instrument: US14173023 CN14160045	Analyst: Langan
Data file: C:\Chem32\1\Data\06Sep16\48.D	

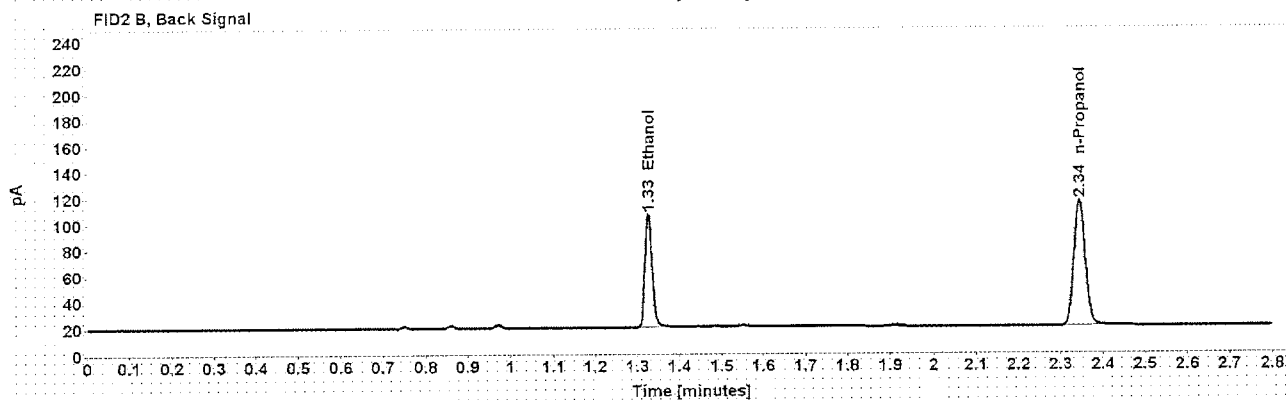
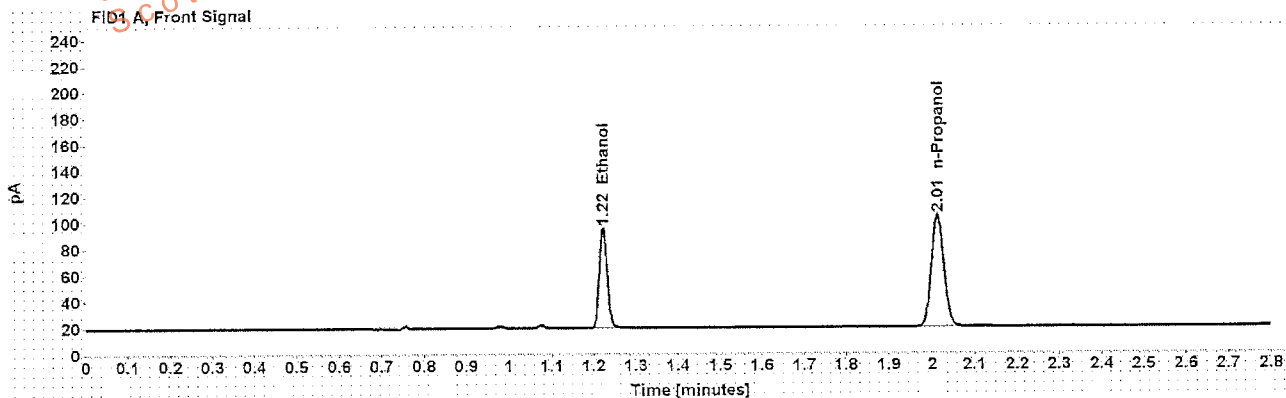


Table 1: FID 1 A (column DB-ALC1)

Compound	Amount (g/100mL)	Time (min)	Peak Area
>Ethanol	0.1630	1.223	101.126
n-Propanol	-----	2.013	176.017

Table 2: FID 2 B (column DB-ALC2)

Compound	Time (min)	Peak Area
Ethanol	1.326	104.227
n-Propanol	2.344	181.446

Case: [REDACTED] User: alangan 9/7/2016

Scottsdale Police Department Crime Lab Volatiles Analysis

Sample: [REDACTED] Item number: 1111233
Injection date: 9/6/2016 9:48:57 PM Vial: 49
Method: ethanol quant.M Sequence: 06Sep16
Instrument: US14173023 CN14160045 Analyst: Langan
Data file: C:\Chem32\1\Datat06Sep16\49.D

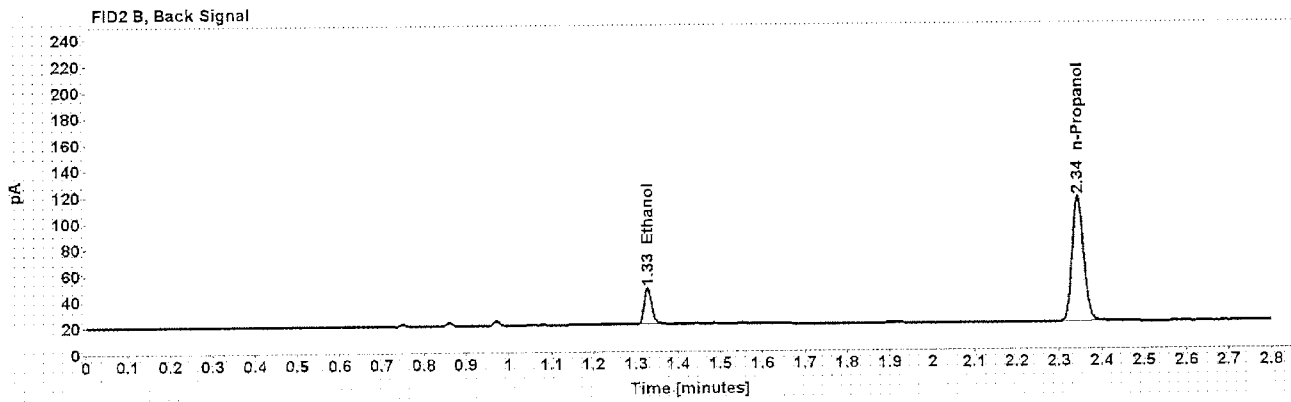
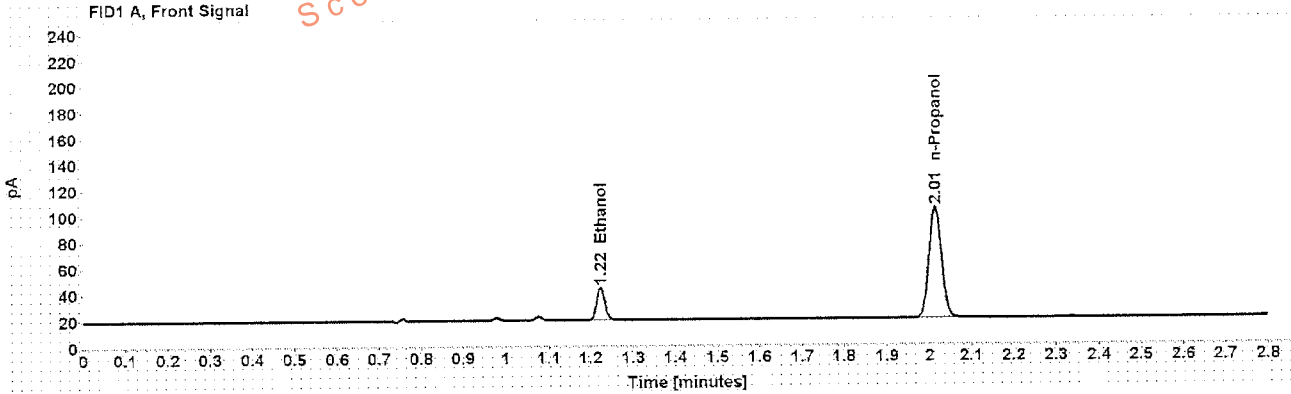


Table 1: FID 1 A (column DB-ALC1)

Compound	Amount (g/100mL)	Time (min)	Peak Area
>Ethanol	0.0539	1.224	32.774
n-Propanol	-----	2.014	175.313

Table 2: FID 2 B (column DB-ALC2)

Compound	Time (min)	Peak Area
Ethanol	1.327	34.529
n-Propanol	2.344	180.798

Scottsdale Police Department Crime Lab Volatiles Analysis

Sample: [REDACTED]	Item number: 1111233
Injection date: 9/6/2016 9:52:57 PM	Vial: 50
Method: ethanol quant.M	Sequence: 06Sep16
Instrument: US14173023 CN14160045	Analyst: Langan
Data file: C:\Chem32\1\Data\06Sep16\50.D	

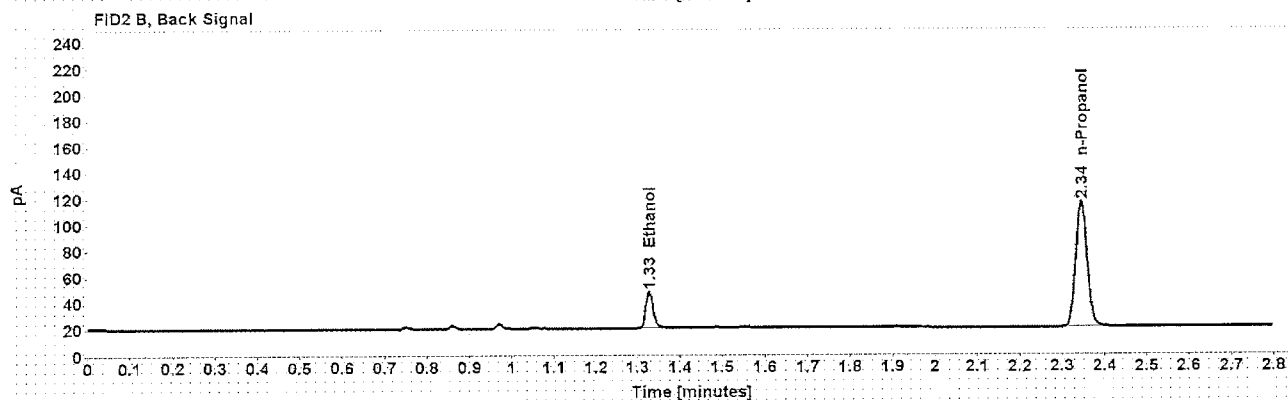
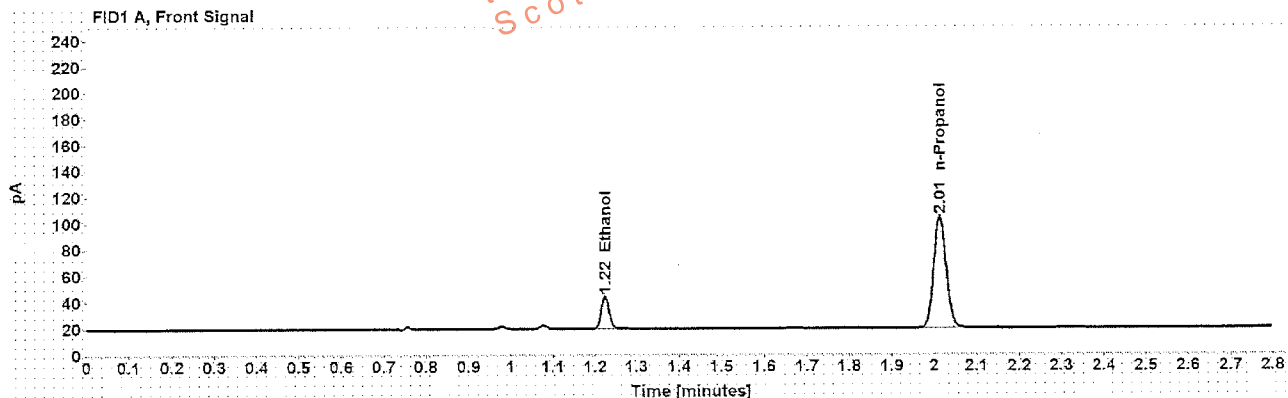


Table 1: FID 1 A (column DB-ALC1)

Compound	Amount (g/100mL)	Time (min)	Peak Area
>Ethanol	0.0533	1.224	32.487
n-Propanol	-----	2.014	175.563

Table 2: FID 2 B (column DB-ALC2)

Compound	Time (min)	Peak Area
Ethanol	1.327	33.749
n-Propanol	2.344	180.813

Case: [REDACTED] User: alangan 9/7/2016

Scottsdale Police Department Crime Lab Volatiles Analysis

Sample:	[REDACTED]	Item number:	1106273
Injection date:	9/6/2016 9:56:55 PM	Vial:	51
Method:	ethanol quant M	Sequence:	06Sep16
Instrument:	US14173023 CN14160046	Analyst:	Langan
Data file:	C:\Chem32\1\Data\06Sep16\51.D		

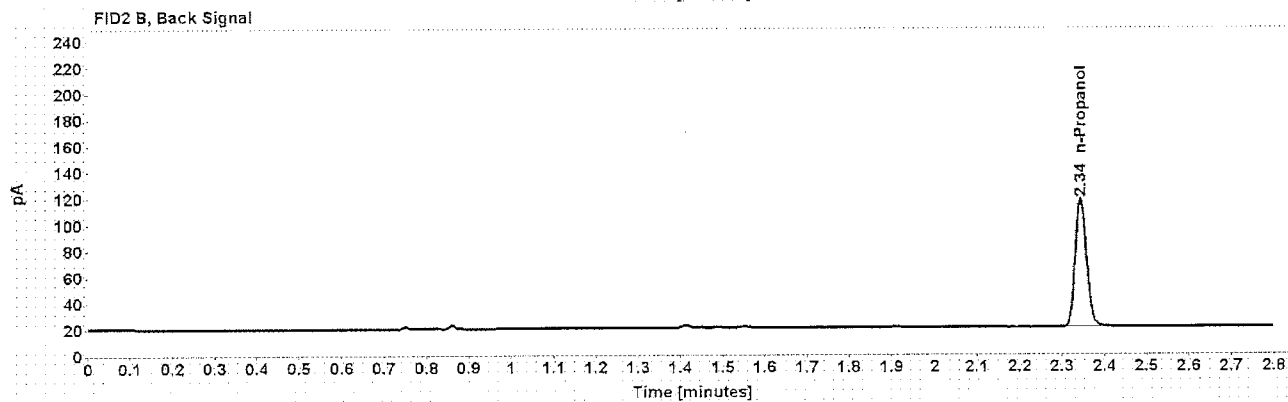
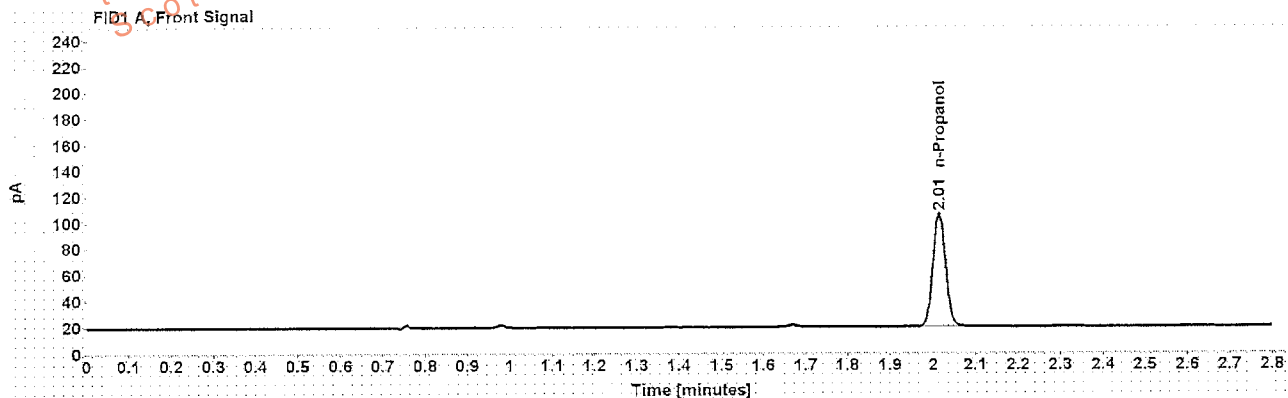


Table 1: FID 1 A (column DB-ALC1)

Compound	Amount (g/100mL)	Time (min)	Peak Area
n-Propanol	-----	2.014	178.890

Table 2: FID 2 B (column DB-ALC2)

Compound	Time (min)	Peak Area
n-Propanol	2.344	184.587

Case: [REDACTED] User: alangan 9/7/2016

Scottsdale Police Department Crime Lab Volatiles Analysis

Sample:	[REDACTED]	Item number:	1106273
Injection date:	9/6/2016 10:00:56 PM	Vial:	52
Method:	ethanol quant.M	Sequence:	06Sep16
Instrument:	US14173023 CN14160045	Analyst:	Langan
Data file:	C:\Chem321\Data\06Sep16\52.D		

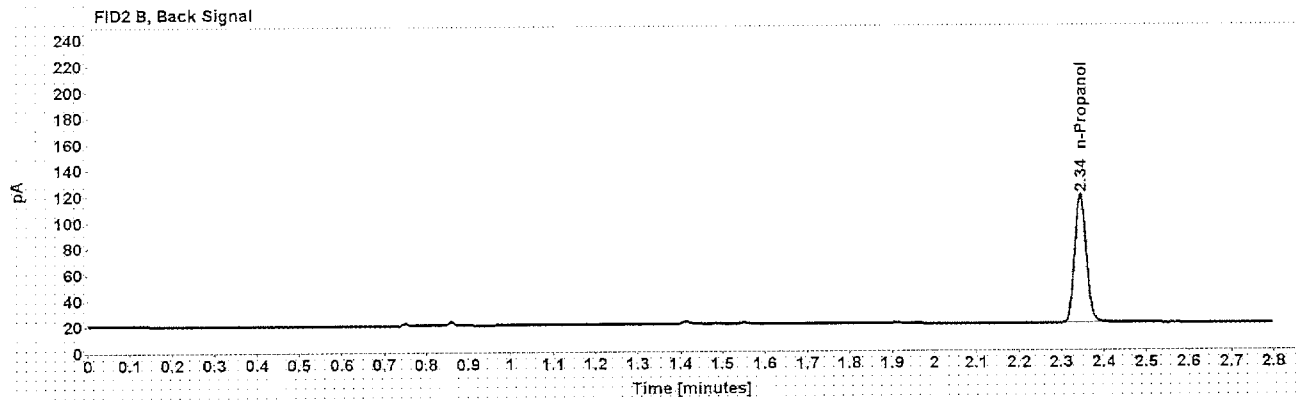
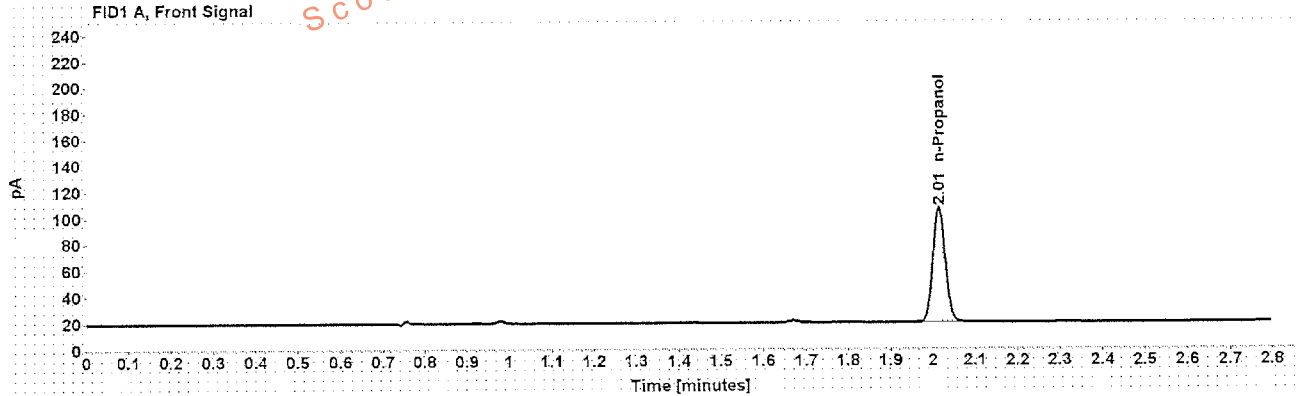


Table 1: FID 1 A (column DB-ALC1)

Compound	Amount (g/100mL)	Time (min)	Peak Area
n-Propanol	-----	2.014	179.835

Table 2: FID 2 B (column DB-ALC2)

Compound	Time (min)	Peak Area
n-Propanol	2.345	185.664

Scottsdale Police Department Crime Lab Volatiles Analysis

Sample: [REDACTED]	Item number: 72-01A
Injection date: 9/6/2016 10:08:56 PM	Vial: 54
Method: ethanol quant.M	Sequence: 06Sep16
Instrument: US14173023 CN14160045	Analyst: Langan
Data file: C:\Chem32\1\Data\06Sep16\54.D	

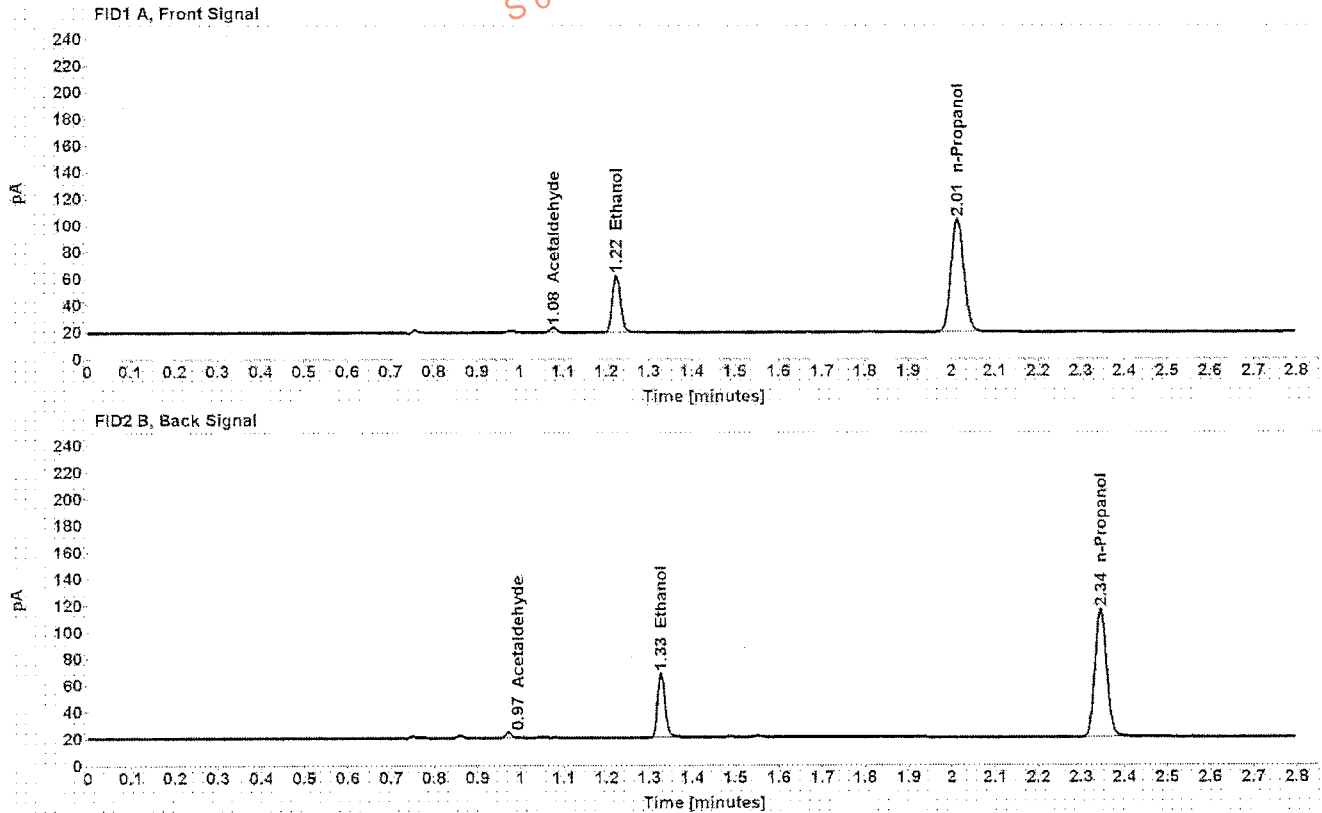


Table 1: FID 1 A (column DB-ALC1)

Compound	Amount (g/100mL)	Time (min)	Peak Area
Acetaldehyde	-----	1.077	4.035
>Ethanol	0.0922	1.224	56.700
n-Propanol	-----	2.014	175.524

Table 2: FID 2 B (column DB-ALC2)

Compound	Time (min)	Peak Area
Acetaldehyde	0.971	4.271
Ethanol	1.327	58.312
n-Propanol	2.345	180.905

Case: [REDACTED] User: alangan 9/7/2016

Scottsdale Police Department Crime Lab Volatiles Analysis

Sample: [REDACTED] Item number: 72-01A
Injection date: 9/6/2016 10:13:11 PM Vial: 55
Method: ethanol quant.M Sequence: 06Sep16
Instrument: US14173023 CN14160045 Analyst: Langan
Data file: C:\Chem32\1\Data\06Sep16\55.D

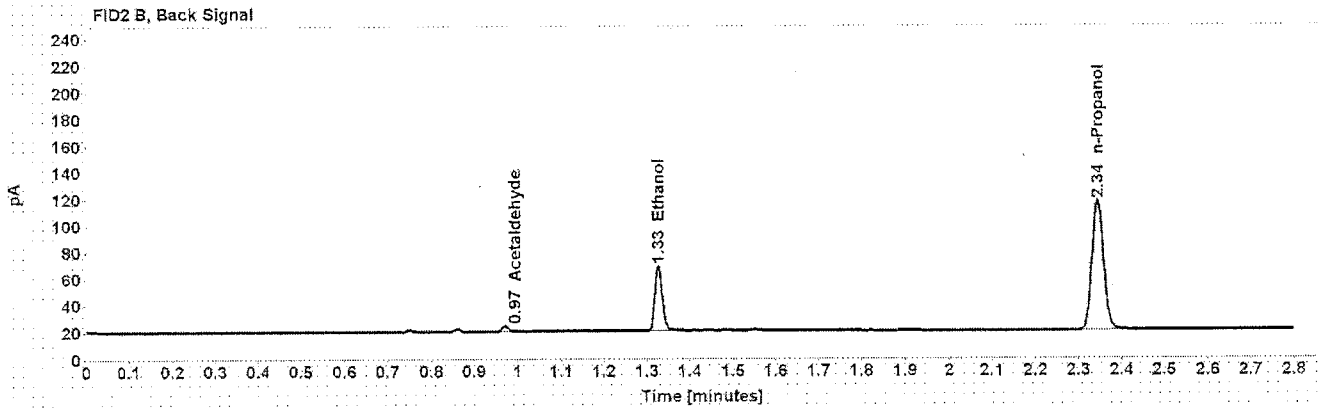
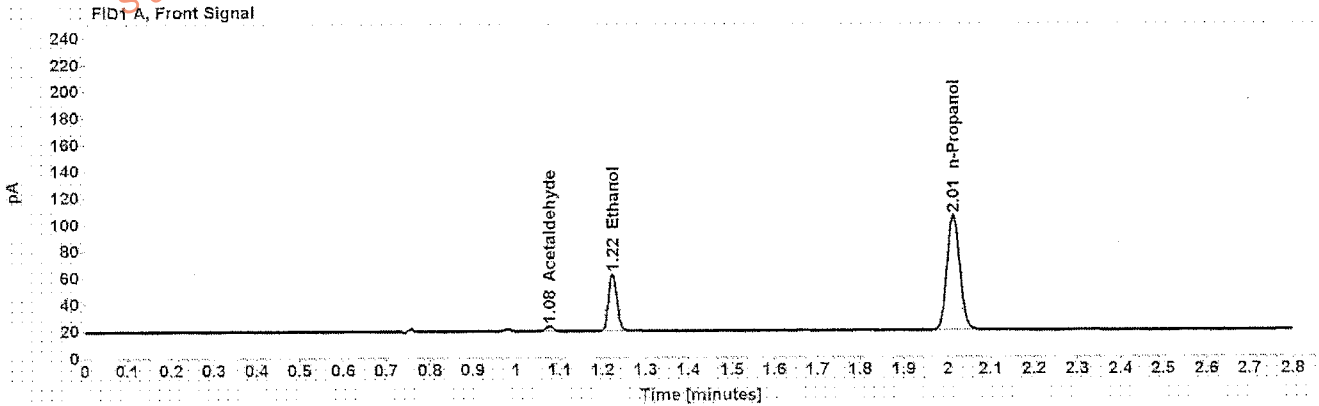


Table 1: FID 1 A (column DB-ALC1)

Compound	Amount (g/100mL)	Time (min)	Peak Area
Acetaldehyde	-----	1.077	4.049
>Ethanol	0.0916	1.223	56.971
n-Propanol	-----	2.013	177.515

Table 2: FID 2 B (column DB-ALC2)

Compound	Time (min)	Peak Area
Acetaldehyde	0.971	4.329
Ethanol	1.326	58.788
n-Propanol	2.344	183.020