

SCOTTSDALE POLICE DEPARTMENT CRIME LABORATORY BLOOD ALCOHOL FACE SHEET

ANALYSIS DATE 10/23/2018 SEQUENCE NAME 23Oct18

EQUIPMENT

Pipettor Hamilton ML600EH7497 Hamilton ML600GJ10749
 Gas Chromatograph Agilent US14173023

INSTRUMENT CALIBRATION

Vial 1 0.02 calibrator Lot FN03241604 Coefficient of determination (r²)
 Vial 2 0.10 calibrator Lot FN06181501 1.00000
 Vial 3 0.20 calibrator Lot FN07201502
 Vial 4 0.40 calibrator Lot FN11191402

CALIBRATION VERIFICATION AND RESOLUTION TEST

Vial	Sample	Expected result	Measured result	Manufacturer/lot
5	Blank	Not detected	Not detected	SPD lab 081418
6	Volatiles mixture	6 compounds	6 compounds	SPD lab 020917WLA
7	Aqueous control	0.400 g/dL	0.403 g/dL	Lipomed 08012015-C
8	Aqueous control	0.040 g/dL	0.039 g/dL	Lipomed 09022015-A
9	Blood control	0.198 g/dL	0.201 g/dL	ACQ 407041529/3
20	Aqueous control	0.080 g/dL	0.081 g/dL	Lipomed 28082014-B
31	Aqueous control	0.150 g/dL	0.153 g/dL	Lipomed 09022015-C
42	Blood control	0.198 g/dL	0.202 g/dL	ACQ 407041529/3
53	Aqueous control	0.080 g/dL	0.081 g/dL	Lipomed 28082014-B
64	Aqueous control	0.150 g/dL	0.153 g/dL	Lipomed 09022015-C
71	Aqueous control	0.400 g/dL	0.408 g/dL	Lipomed 08012015-C
72	Aqueous control	0.040 g/dL	0.040 g/dL	Lipomed 09022015-A
73	Blood control	0.198 g/dL	0.202 g/dL	ACQ 407041529/3
74	Blank	Not detected	Not detected	SPD lab 081418

SUBJECT SAMPLES

Subjects in the sequence 28 Subjects requiring reanalysis 0

ADDITIONAL NOTES: All testing proceeded as expected.

Run valid Run invalid WAB1570 10/24/18 Analyst
 Run valid Run invalid KOSECKI 10/24/18 Technical Reviewer

Scottsdale Police Department Crime Laboratory WFA Sequence Quality Assurance Summary

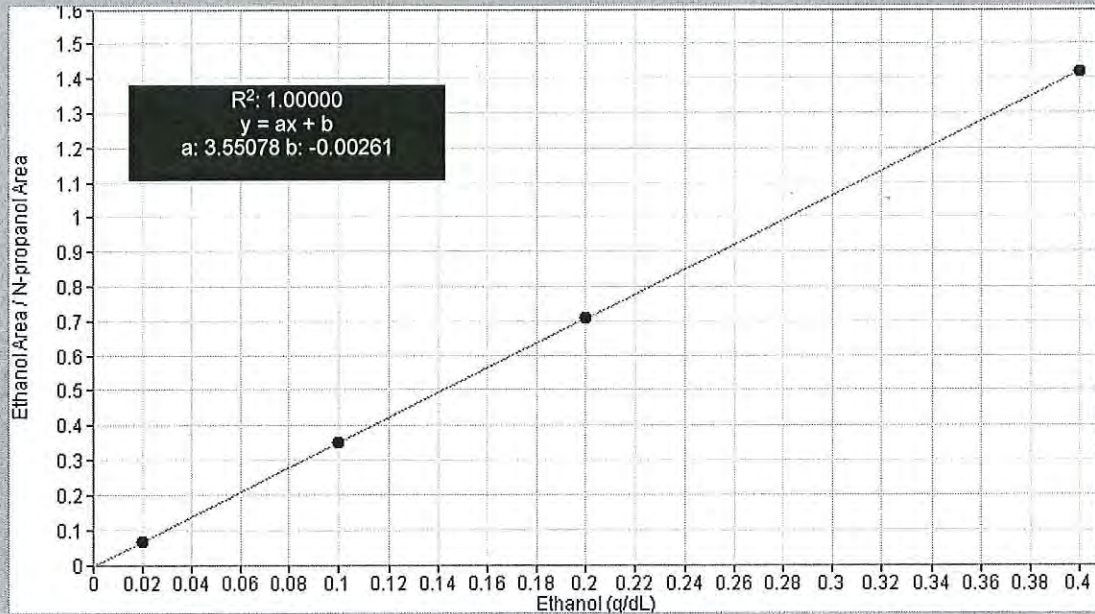
SEQUENCE NAME: 23Oct18

ANALYST: Adrian

Sample Name	Vial	Measured Value (g/dL)	Expected Value (g/dL)	Percent Difference	Absolute Difference (g/dL)
blank 081418	5	negative	negative	-	-
0.400 Lipomed 08012015-C	7	0.403	0.400	0.75	0.003
0.040 Lipomed 09022015-A	8	0.039	0.040	2.50	-0.001
0.198 ACQ 407041529/3	9	0.201	0.198	1.52	0.003
0.080 Lipomed 28082014-B	20	0.081	0.080	1.25	0.001
0.150 Lipomed 09022015-C	31	0.153	0.150	2.00	0.003
0.198 ACQ 407041529/3	42	0.202	0.198	2.02	0.004
0.080 Lipomed 28082014-B	53	0.081	0.080	1.25	0.001
0.150 Lipomed 09022015-C	64	0.153	0.150	2.00	0.003
0.40 Lipomed 08012015-C	71	0.408	0.400	2.00	0.008
0.04 Lipomed 09022015-A	72	0.040	0.040	0.00	0.000
0.198 ACQ 407041529/3	73	0.202	0.198	2.02	0.004
blank 081418	74	negative	negative	-	-

Calibrator	Ethanol Area	N-propanol Area	Ratio
0.020	11.714	171.198	0.068
0.100	61.910	175.398	0.353
0.200	124.833	176.624	0.707
0.400	236.647	166.892	1.418

Calibration Line



Scottsdale Police Department Crime Lab Volatiles Analysis

WA

Sample: 0.020 Cerilliant FN03241604	Item number:
Injection date: 10/23/2018 2:44:44 PM	Vial: 1
Method: ethanol quant.M	Sequence: 23Oct18
Instrument: US14173023 CN14160045	Analyst: Adrian
Data file: C:\Chem32\1\Data\23Oct18\1.D	

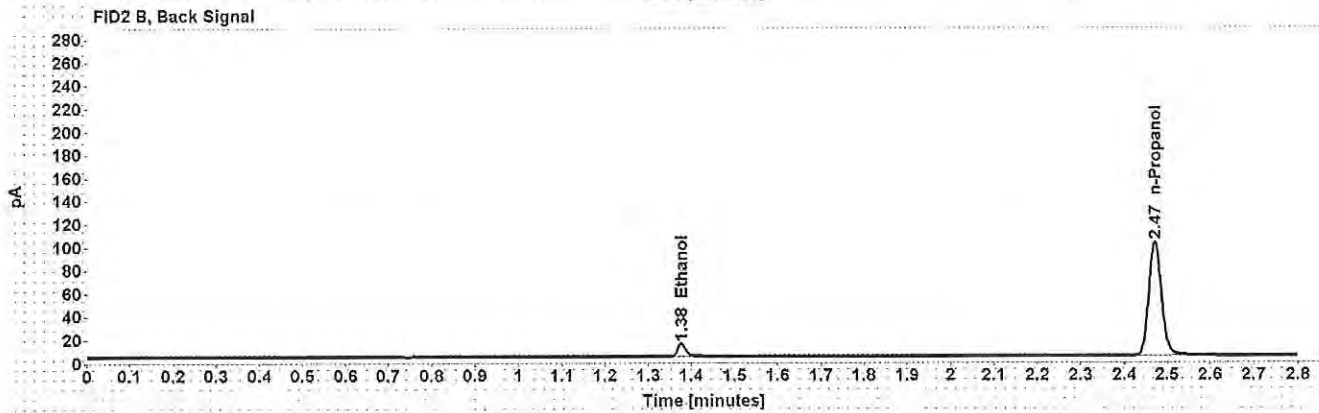
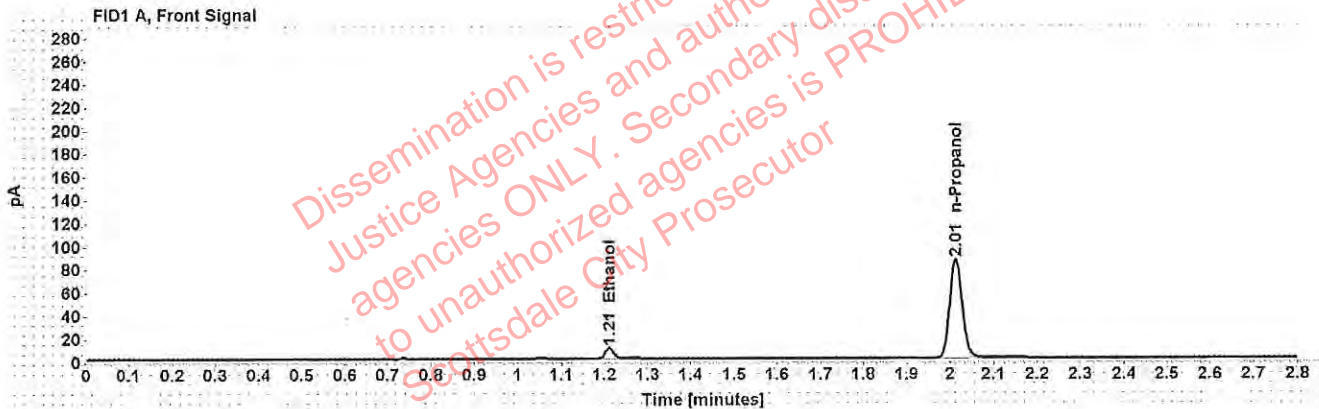


Table 1: FID 1 A (column DB-ALC1)

Compound	Time (min)	Peak Area
Ethanol	1.211	11.714
n-Propanol	2.014	171.198

Table 2: FID 2 B (column DB-ALC2)

Compound	Time (min)	Peak Area
Ethanol	1.377	14.225
n-Propanol	2.471	202.453

Scottsdale Police Department Crime Lab Volatiles Analysis

WA

Sample: 0.100 Cerilliant FN06181501	Item number:
Injection date: 10/23/2018 2:48:44 PM	Vial: 2
Method: ethanol quant.M	Sequence: 23Oct18
Instrument: US14173023 CN14160045	Analyst: Adrian
Data file: C:\Chem32\1\Data\23Oct18\2.D	

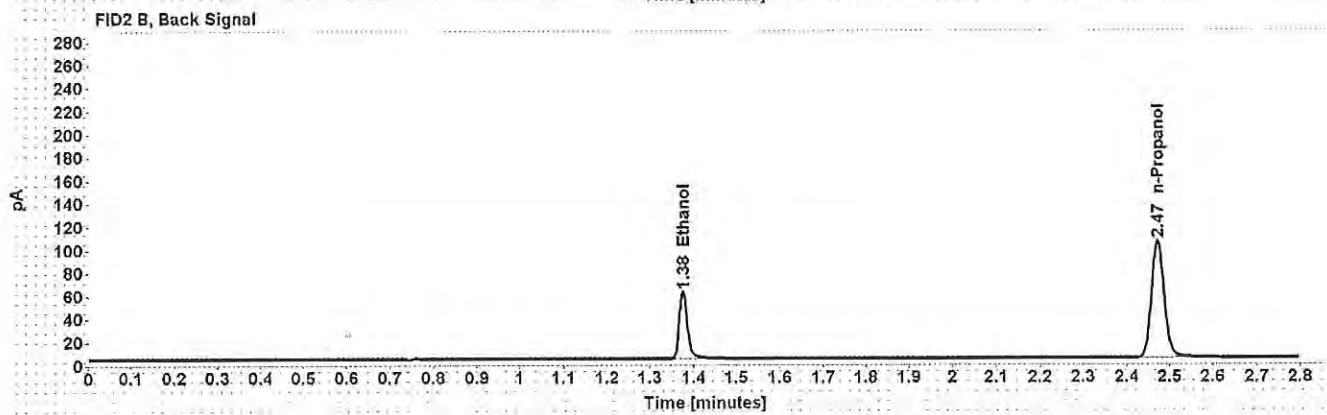
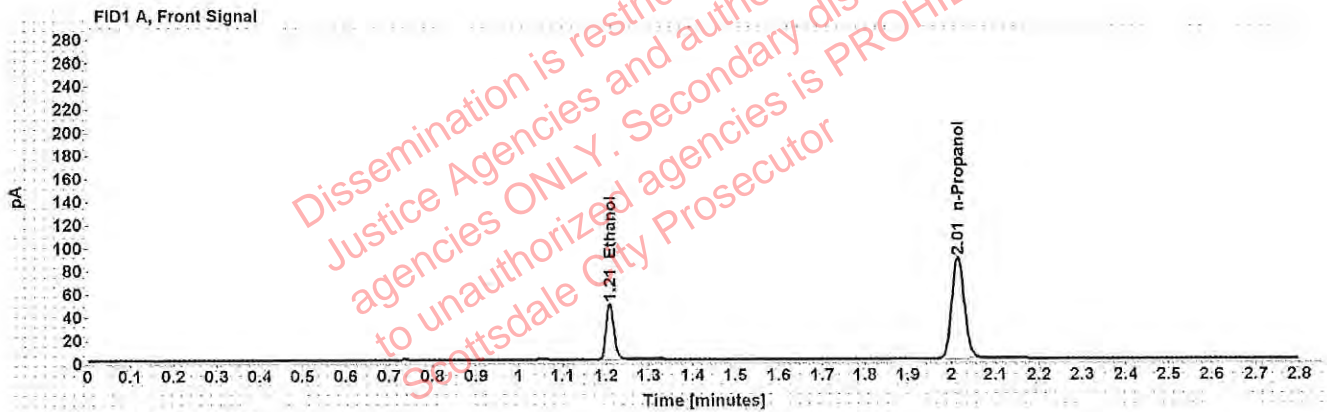


Table 1: FID 1 A (column DB-ALC1)

Compound	Time (min)	Peak Area
Ethanol	1.209	61.910
n-Propanol	2.014	175.398

Table 2: FID 2 B (column DB-ALC2)

Compound	Time (min)	Peak Area
Ethanol	1.376	75.580
n-Propanol	2.472	208.827

Scottsdale Police Department Crime Lab Volatiles Analysis

WA

Sample: 0.200 Cerilliant FN07201502	Item number:
Injection date: 10/23/2018 2:52:44 PM	Vial: 3
Method: ethanol quant.M	Sequence: 23Oct18
Instrument: US14173023 CN14160045	Analyst: Adrian
Data file: C:\Chem32\11\Data\23Oct18\3.D	

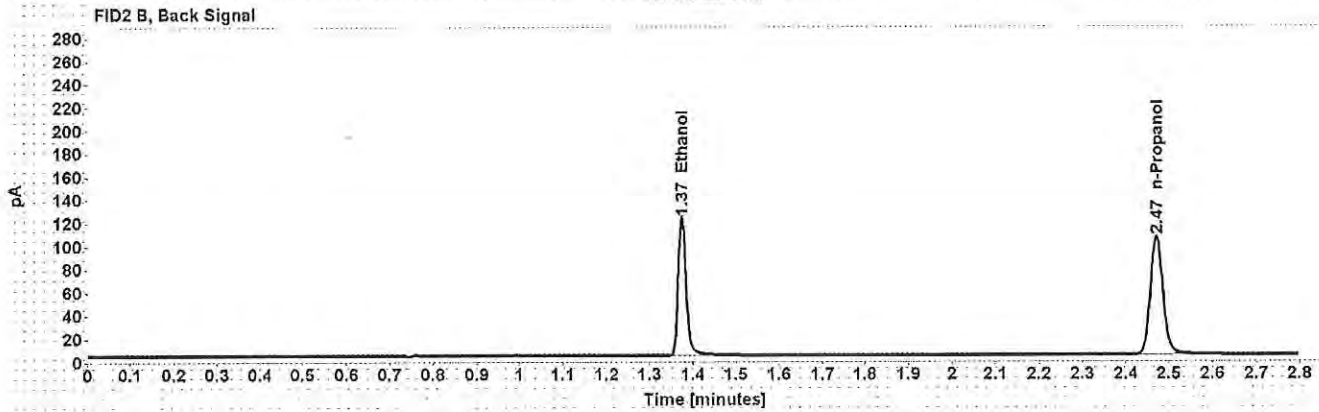
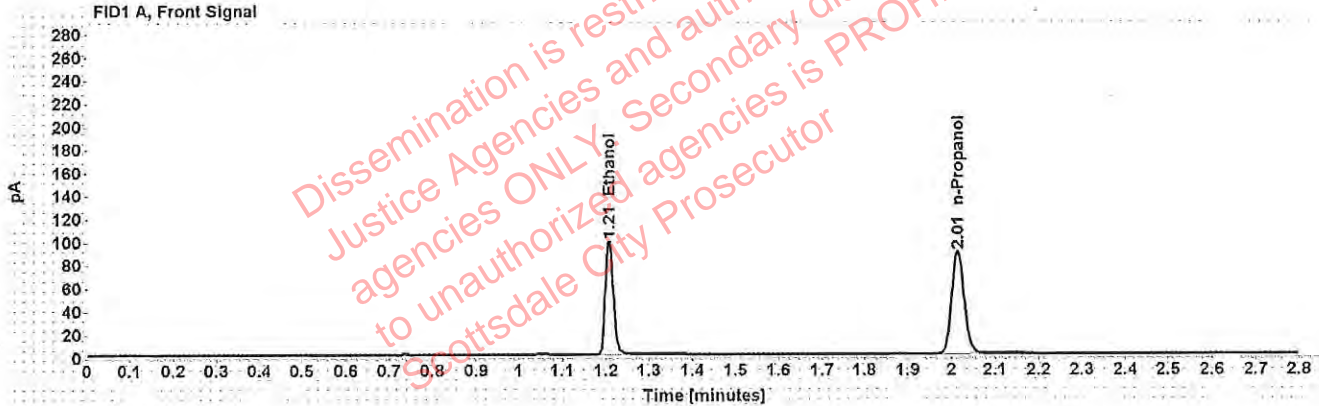


Table 1: FID 1 A (column DB-ALC1)

Compound	Time (min)	Peak Area
Ethanol	1.208	124.833
n-Propanol	2.014	176.624

Table 2: FID 2 B (column DB-ALC2)

Compound	Time (min)	Peak Area
Ethanol	1.375	152.797
n-Propanol	2.471	210.629

Scottsdale Police Department Crime Lab Volatiles Analysis

WA

Sample: 0.400 Cerilliant FN11191402	Item number:
Injection date: 10/23/2018 2:56:44 PM	Vial: 4
Method: ethanol quant.M	Sequence: 23Oct18
Instrument: US14173023 CN14160045	Analyst: Adrian
Data file: C:\Chem32\1\Data\23Oct18\4.D	

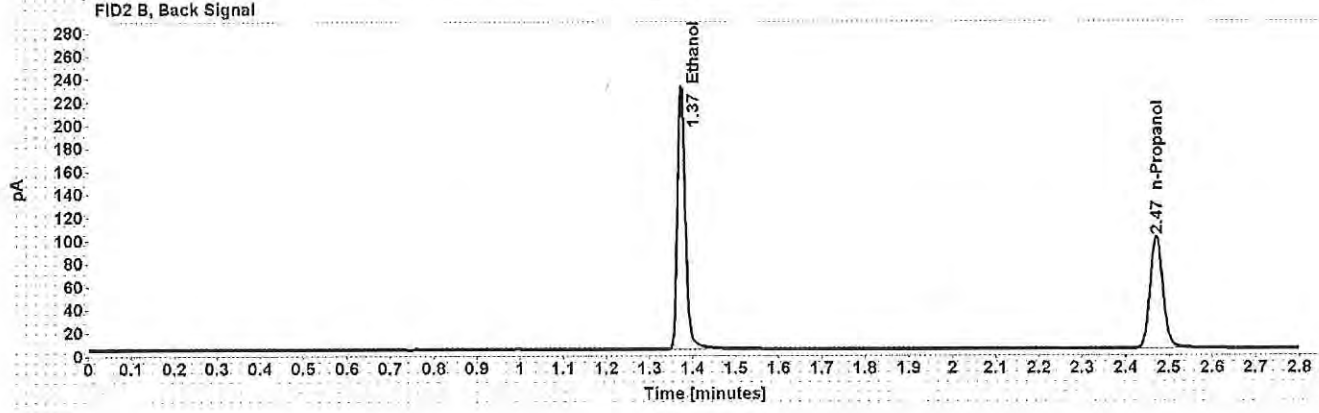
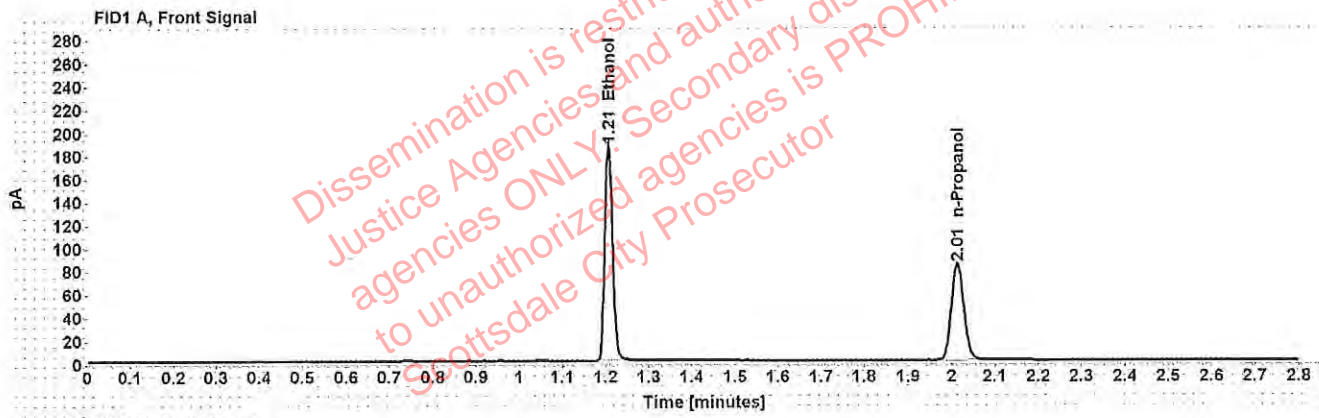


Table 1: FID 1 A (column DB-ALC1)

Compound	Time (min)	Peak Area
Ethanol	1.207	236.647
n-Propanol	2.014	166.892

Table 2: FID 2 B (column DB-ALC2)

Compound	Time (min)	Peak Area
Ethanol	1.374	291.043
n-Propanol	2.471	199.580

Scottsdale Police Department Crime Lab Volatiles Analysis

WA

Sample: blank 081418	Item number:
Injection date: 10/23/2018 3:00:44 PM	Vial: 5
Method: ethanol quant.M	Sequence: 23Oct18
Instrument: US14173023 CN14160045	Analyst: Adrian
Data file: C:\Chem32\1\Data\23Oct18\5.D	

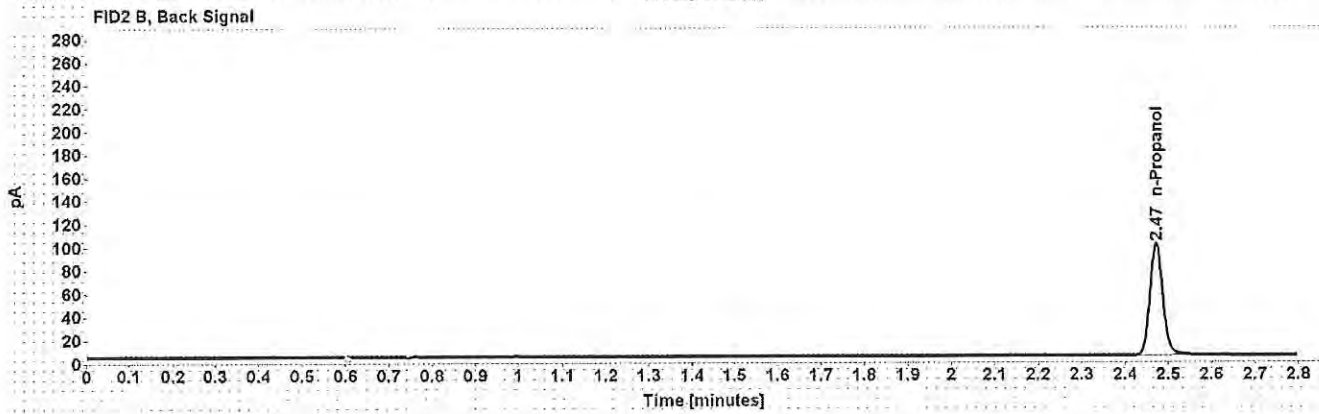


Table 1: FID 1 A (column DB-ALC1)

Compound	Amount (g/100mL)	Time (min)	Peak Area
n-Propanol	-----	2.014	167.655

Table 2: FID 2 B (column DB-ALC2)

Compound	Time (min)	Peak Area
n-Propanol	2.472	199.316

Scottsdale Police Department Crime Lab Volatiles Analysis

WAF

Sample: volatiles mix 020917 WLA	Item number:
Injection date: 10/23/2018 3:04:44 PM	Vial: 6
Method: ethanol quant.M	Sequence: 23Oct18
Instrument: US14173023 CN14160045	Analyst: Adrian
Data file: C:\Chem32\11\Data\23Oct18\6.D	

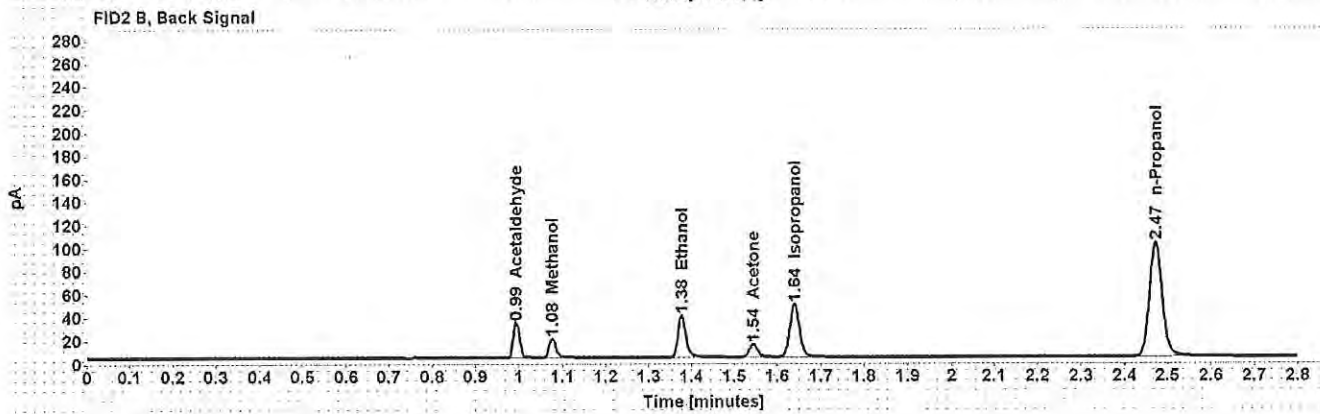
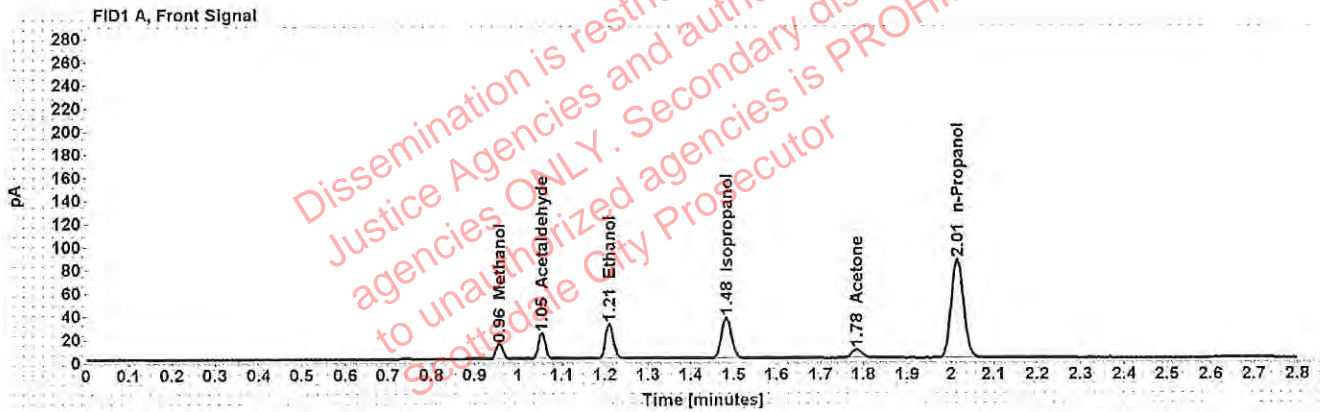


Table 1: FID 1 A (column DB-ALC1)

Compound	Amount (g/100mL)	Time (min)	Peak Area
Methanol	-----	0.956	14.373
Acetaldehyde	-----	1.054	24.586
>Ethanol	0.0639	1.210	38.264
Isopropanol	-----	1.483	56.959
Acetone	-----	1.784	12.358
n-Propanol	-----	2.015	170.689

Table 2: FID 2 B (column DB-ALC2)

Compound	Time (min)	Peak Area
Acetaldehyde	0.993	31.377
Methanol	1.077	18.023
Ethanol	1.377	46.540
Acetone	1.544	14.353
Isopropanol	1.639	70.444
n-Propanol	2.472	203.716

Scottsdale Police Department Crime Lab Volatiles Analysis

WA

Sample: 0.400 Lipomed 08012015-C	Item number:
Injection date: 10/23/2018 3:08:59 PM	Vial: 7
Method: ethanol quant.M	Sequence: 23Oct18
Instrument: US14173023 CN14160045	Analyst: Adrian
Data file: C:\Chem32\1\Data\23Oct18\7.D	

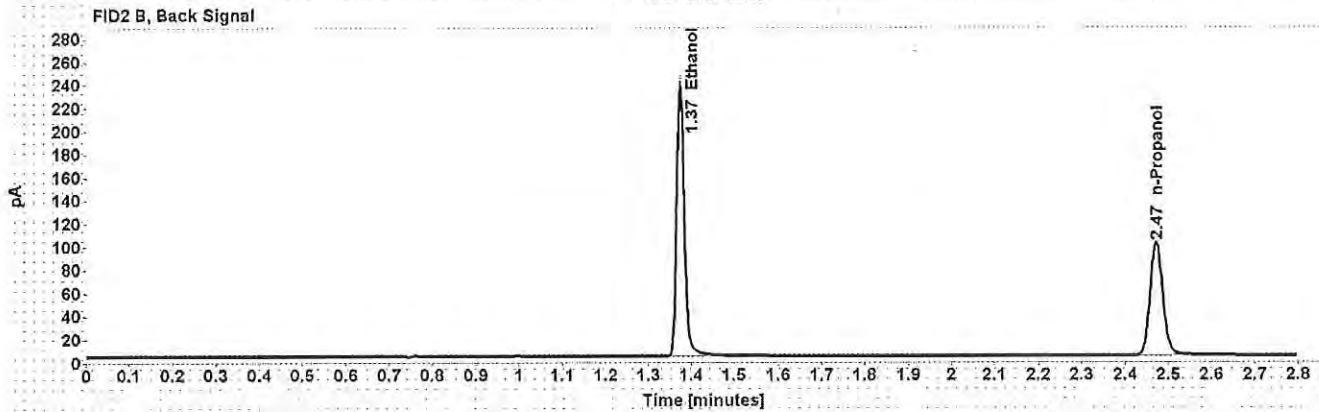
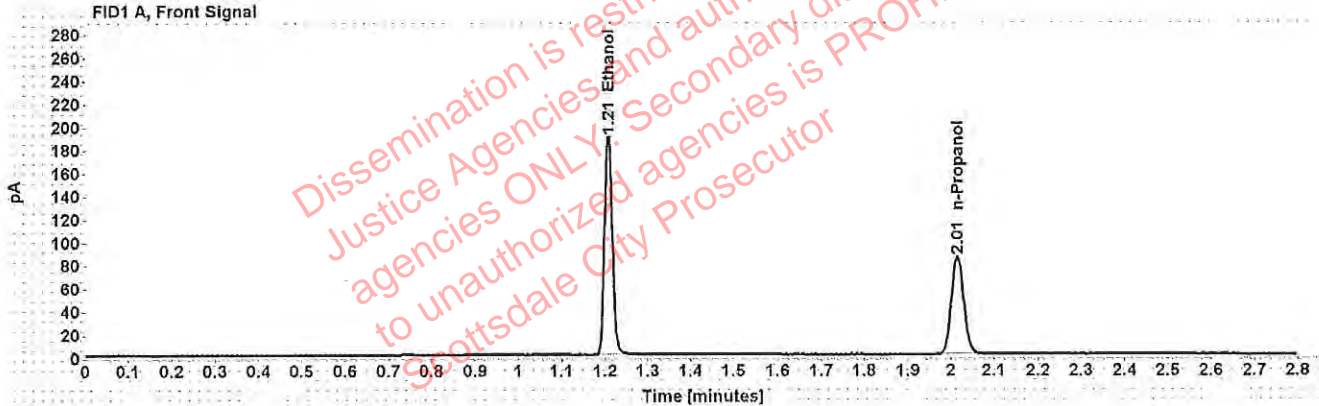


Table 1: FID 1 A (column DB-ALC1)

Compound	Amount (g/100mL)	Time (min)	Peak Area
>Ethanol	0.4032	1.207	240.920
n-Propanol	-----	2.014	168.591

Table 2: FID 2 B (column DB-ALC2)

Compound	Time (min)	Peak Area
Ethanol	1.375	296.472
n-Propanol	2.472	201.387

Scottsdale Police Department Crime Lab Volatiles Analysis

WVA

Sample: 0.040 Lipomed 09022015-A	Item number:
Injection date: 10/23/2018 3:12:59 PM	Vial: 8
Method: ethanol quant.M	Sequence: 23Oct18
Instrument: US14173023 CN14160045	Analyst: Adrian
Data file: C:\Chem32\1\Data\23Oct18\8.D	

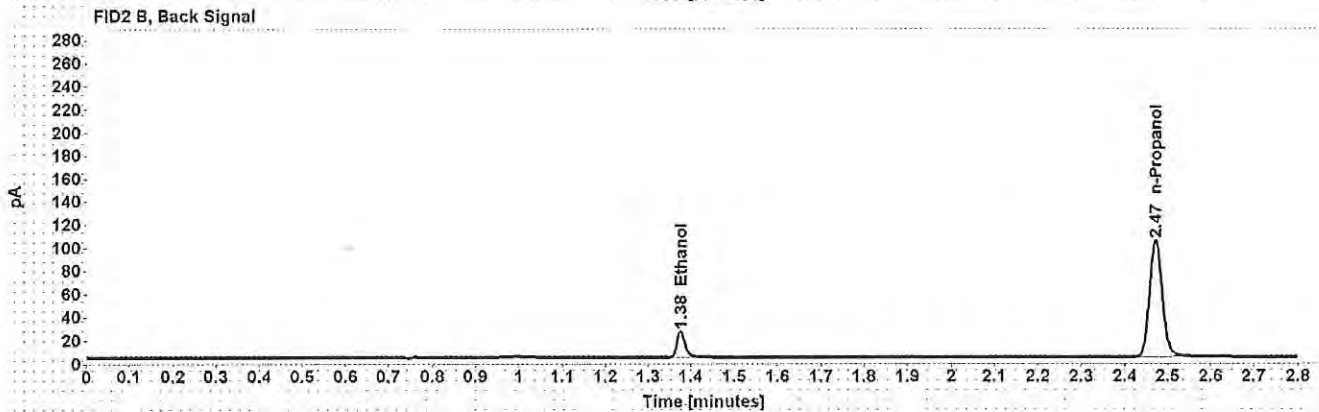
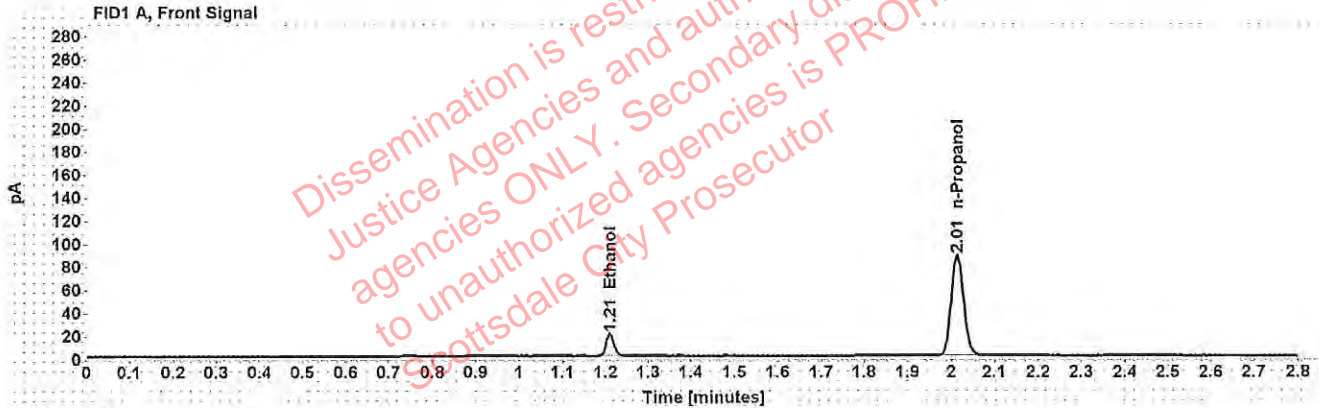


Table 1: FID 1 A (column DB-ALC1)

Compound	Amount (g/100mL)	Time (min)	Peak Area
>Ethanol	0.0396	1.210	23.924
n-Propanol	-----	2.014	173.552

Table 2: FID 2 B (column DB-ALC2)

Compound	Time (min)	Peak Area
Ethanol	1.376	29.086
n-Propanol	2.472	206.987

Scottsdale Police Department Crime Lab Volatiles Analysis

WA

Sample: 0.198 ACQ 407041529/3	Item number:
Injection date: 10/23/2018 3:16:59 PM	Vial: 9
Method: ethanol quant.M	Sequence: 23Oct18
Instrument: US14173023 CN14160045	Analyst: Adrian
Data file: C:\Chem32\11\Data\23Oct18\9.D	

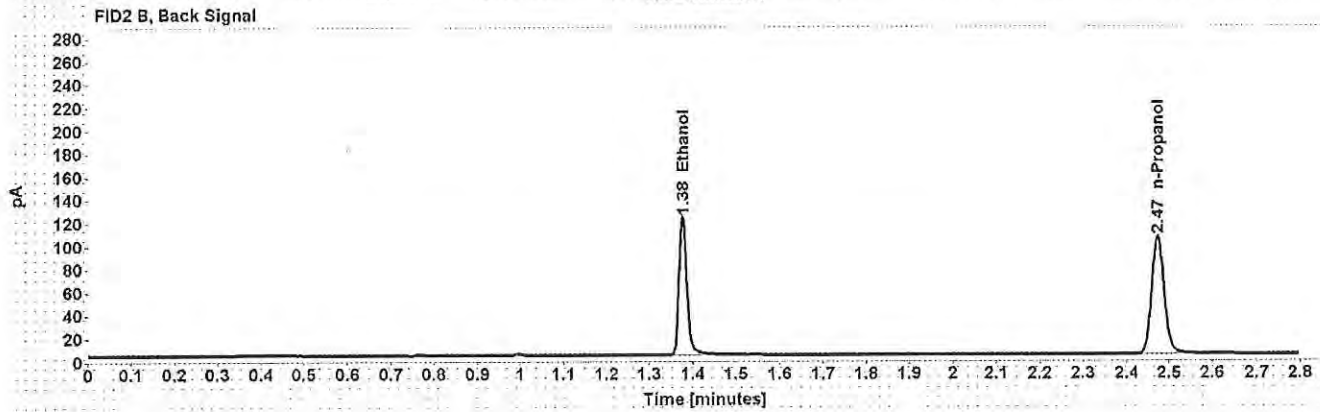
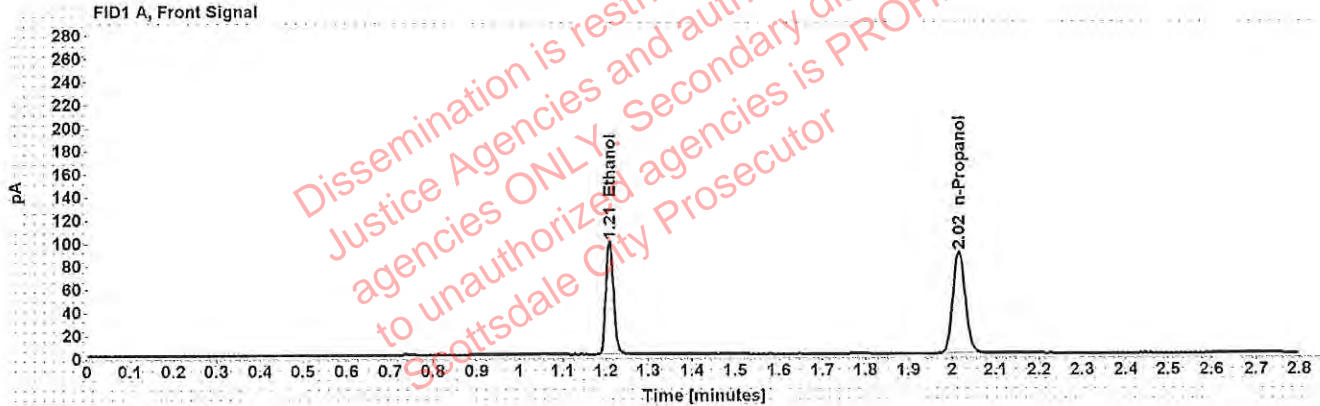


Table 1: FID 1 A (column DB-ALC1)

Compound	Amount (g/100mL)	Time (min)	Peak Area
>Ethanol	0.2011	1.209	125.017
n-Propanol	-----	2.015	175.743

Table 2: FID 2 B (column DB-ALC2)

Compound	Time (min)	Peak Area
Ethanol	1.377	153.156
n-Propanol	2.473	209.656

Scottsdale Police Department Crime Lab Volatiles Analysis

WA

Sample: 0.080 Lipomed 28082014-B	Item number:
Injection date: 10/23/2018 4:01:29 PM	Vial: 20
Method: ethanol quant.M	Sequence: 23Oct18
Instrument: US14173023 CN14160045	Analyst: Adrian
Data file: C:\Chem32\1\Data\23Oct18\20.D	

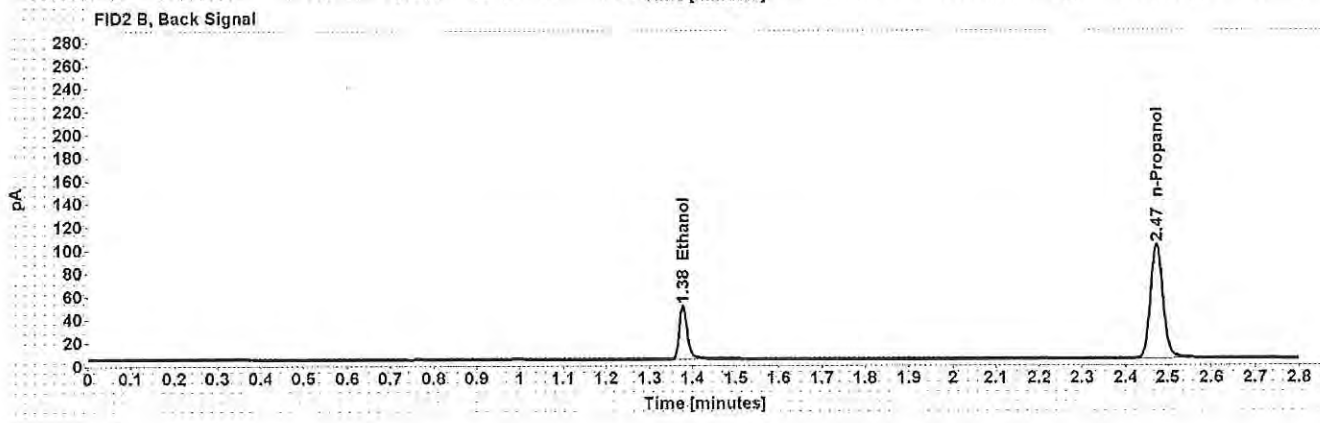
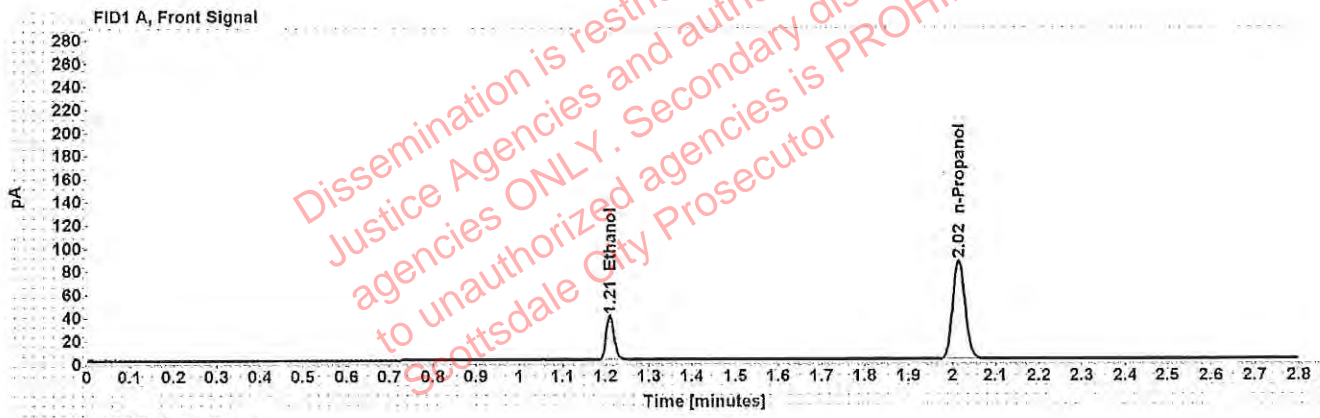


Table 1: FID 1 A (column DB-ALC1)

Compound	Amount (g/100mL)	Time (min)	Peak Area
>Ethanol	0.0814	1.210	48.880
n-Propanol	-----	2.015	170.595

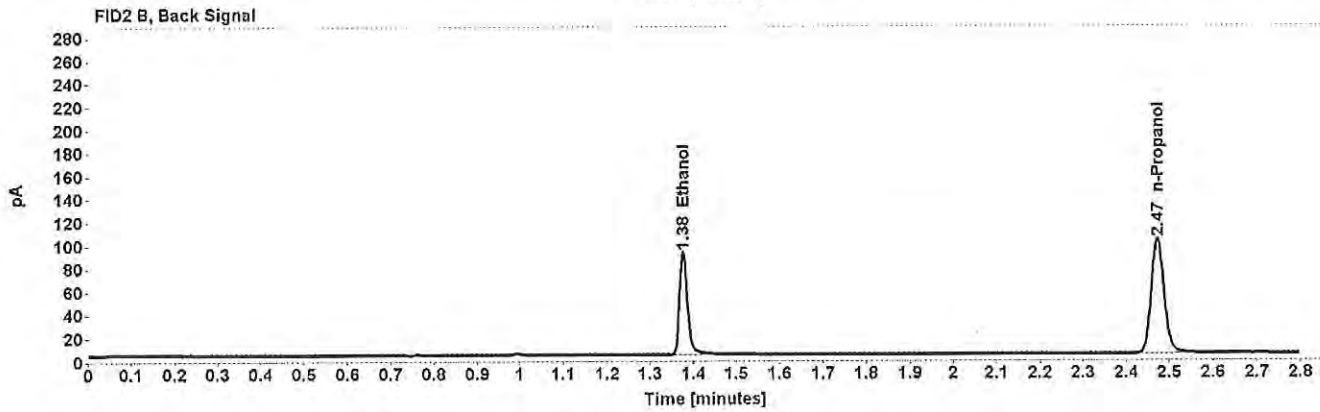
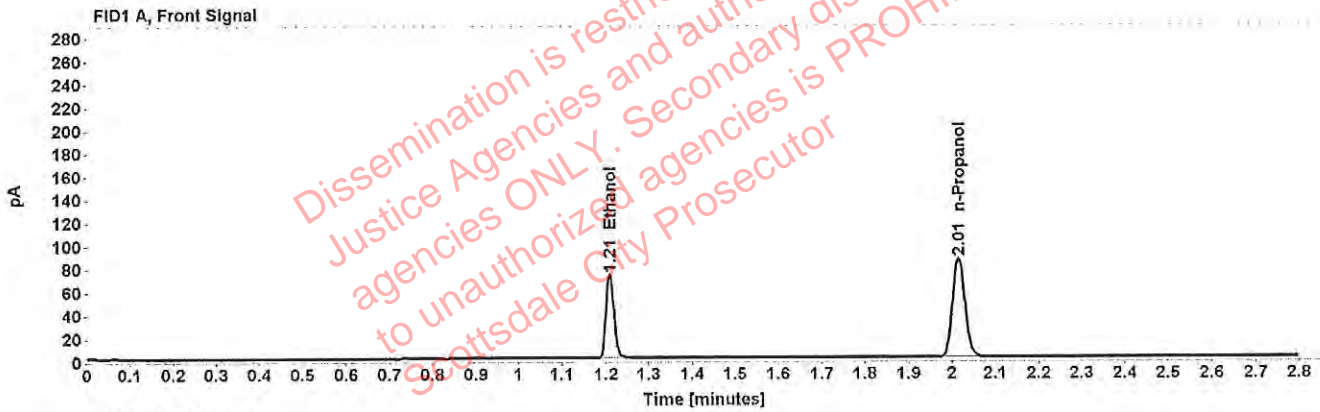
Table 2: FID 2 B (column DB-ALC2)

Compound	Time (min)	Peak Area
Ethanol	1.377	59.884
n-Propanol	2.473	204.255

Scottsdale Police Department Crime Lab Volatiles Analysis

w/A

Sample: 0.150 Lipomed 09022015-C	Item number:
Injection date: 10/23/2018 4:45:59 PM	Vial: 31
Method: ethanol quant.M	Sequence: 23Oct18
Instrument: US14173023 CN14160045	Analyst: Adrian
Data file: C:\Chem32\1\Data\23Oct18\31.D	



Dissemination is restricted to Criminal Justice Agencies and authorized Non-C.J. agencies ONLY. Secondary dissemination to unauthorized agencies is PROHIBITED. Scottsdale City Prosecutor

Table 1: FID 1 A (column DB-ALC1)

Compound	Amount (g/100mL)	Time (min)	Peak Area
>Ethanol	0.1532	1.209	92.391
n-Propanol	-----	2.015	170.647

Table 2: FID 2 B (column DB-ALC2)

Compound	Time (min)	Peak Area
Ethanol	1.377	113.848
n-Propanol	2.473	204.555

Scottsdale Police Department Crime Lab Volatiles Analysis

WA

Sample: 0.198 ACQ 407041529/3	Item number:
Injection date: 10/23/2018 5:30:14 PM	Vial: 42
Method: ethanol quant.M	Sequence: 23Oct18
Instrument: US14173023 CN14160045	Analyst: Adrian
Data file: C:\Chem32\1\Data\23Oct18\42.D	

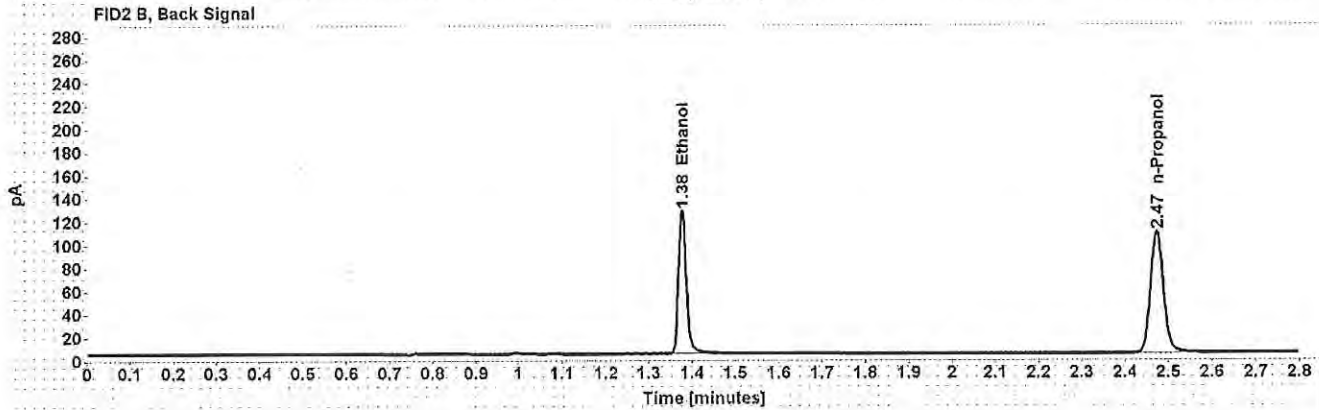
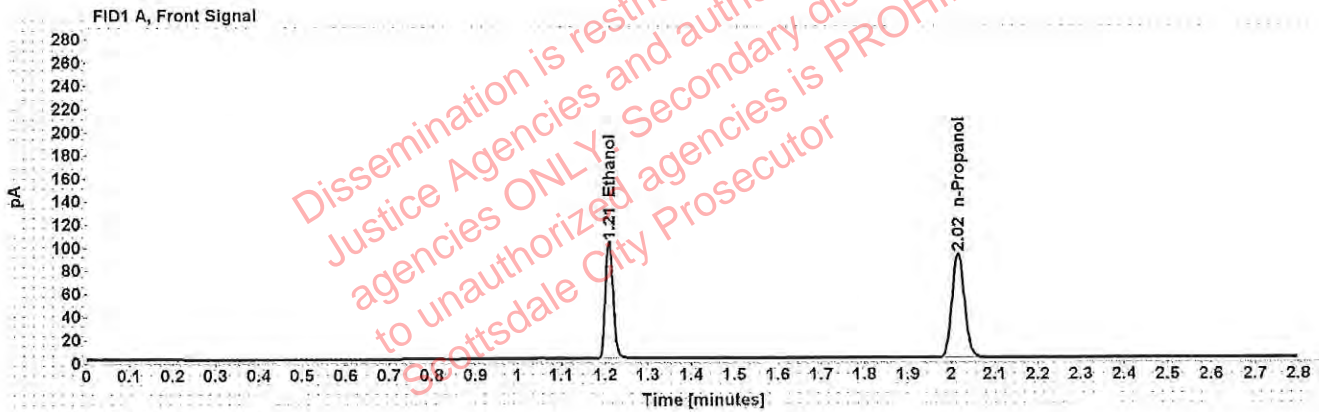


Table 1: FID 1 A (column DB-ALC1)

Compound	Amount (g/100mL)	Time (min)	Peak Area
>Ethanol	0.2021	1.209	128.893
n-Propanol	-----	2.015	180.279

Table 2: FID 2 B (column DB-ALC2)

Compound	Time (min)	Peak Area
Ethanol	1.377	159.352
n-Propanol	2.473	217.665

Scottsdale Police Department Crime Lab Volatiles Analysis

WA

Sample: 0.080 Lipomed 28082014-B	Item number:
Injection date: 10/23/2018 6:14:44 PM	Vial: 53
Method: ethanol quant.M	Sequence: 23Oct18
Instrument: US14173023 CN14160045	Analyst: Adrian
Data file: C:\Chem32\1\Data\23Oct18\53.D	

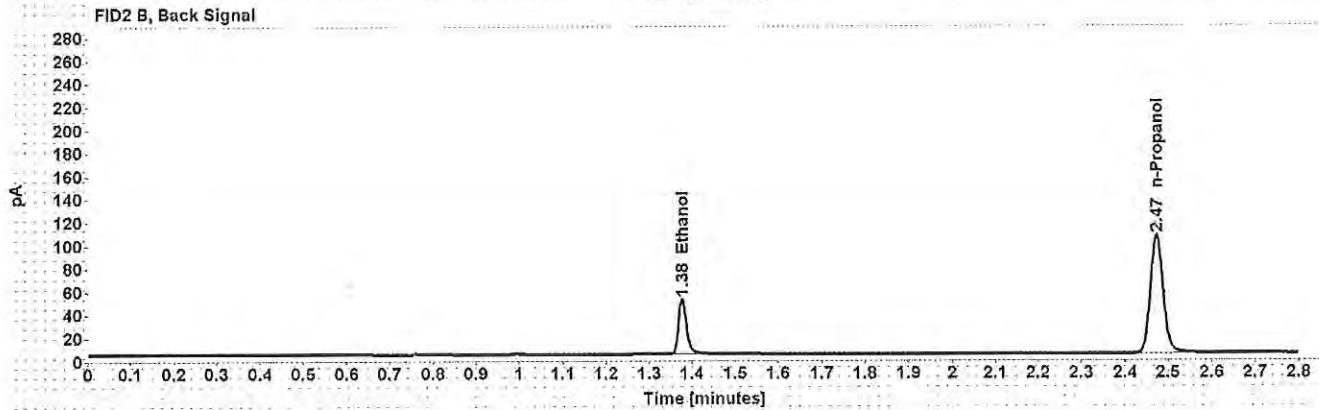
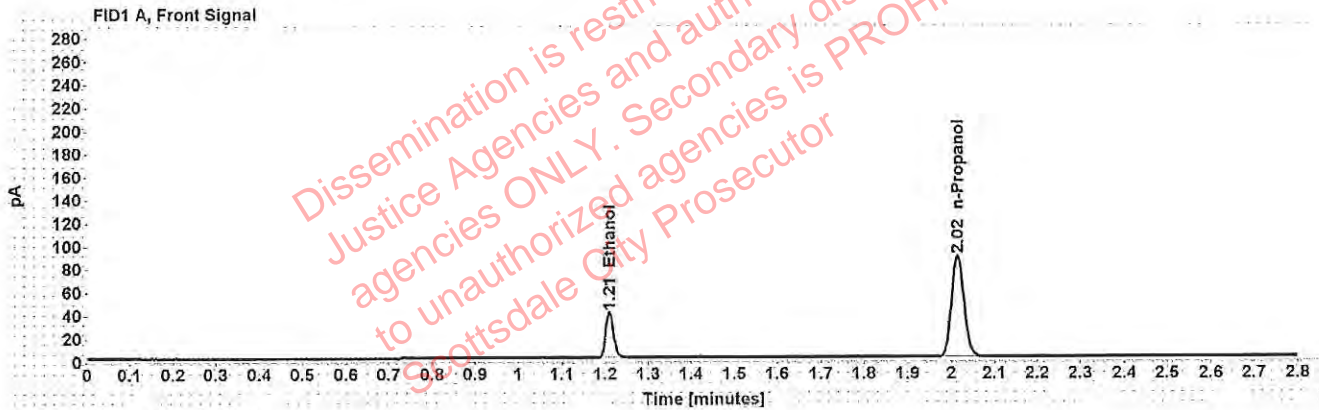


Table 1: FID 1 A (column DB-ALC1)

Compound	Amount (g/100mL)	Time (min)	Peak Area
>Ethanol	0.0814	1.210	50.133
n-Propanol	-----	2.015	174.985

Table 2: FID 2 B (column DB-ALC2)

Compound	Time (min)	Peak Area
Ethanol	1.377	61.813
n-Propanol	2.473	211.417

Scottsdale Police Department Crime Lab Volatiles Analysis

WA

Sample: 0.150 Lipomed 09022015-C	Item number:
Injection date: 10/23/2018 6:59:15 PM	Vial: 64
Method: ethanol quant.M	Sequence: 23Oct18
Instrument: US14173023 CN14160045	Analyst: Adrian
Data file: C:\Chem32\1\Data\23Oct18\64.D	

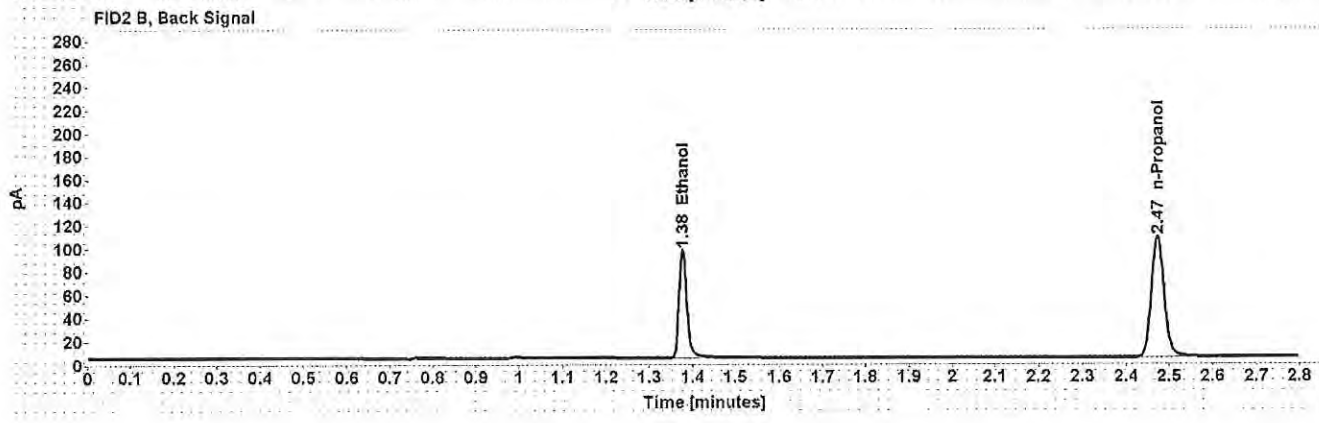
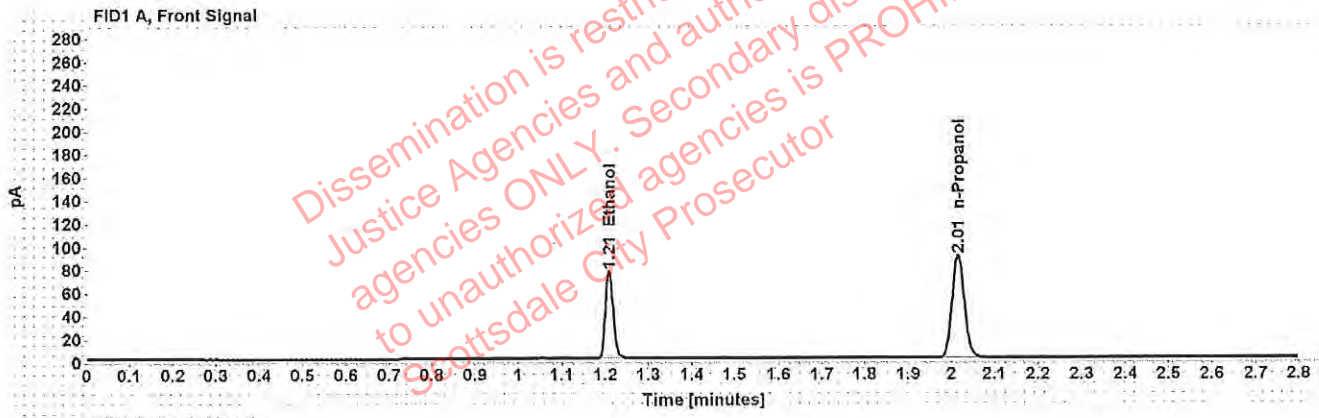


Table 1: FID 1 A (column DB-ALC1)

Compound	Amount (g/100mL)	Time (min)	Peak Area
>Ethanol	0.1537	1.209	96.145
n-Propanol	-----	2.015	176.977

Table 2: FID 2 B (column DB-ALC2)

Compound	Time (min)	Peak Area
Ethanol	1.377	119.114
n-Propanol	2.473	214.483

Scottsdale Police Department Crime Lab Volatiles Analysis

MA

Sample: 0.40 Lipomed 08012015-C	Item number:
Injection date: 10/23/2018 7:27:29 PM	Vial: 71
Method: ethanol quant.M	Sequence: 23Oct18
Instrument: US14173023 CN14160045	Analyst: Adrian
Data file: C:\Chem32\1\Data\23Oct18\71.D	

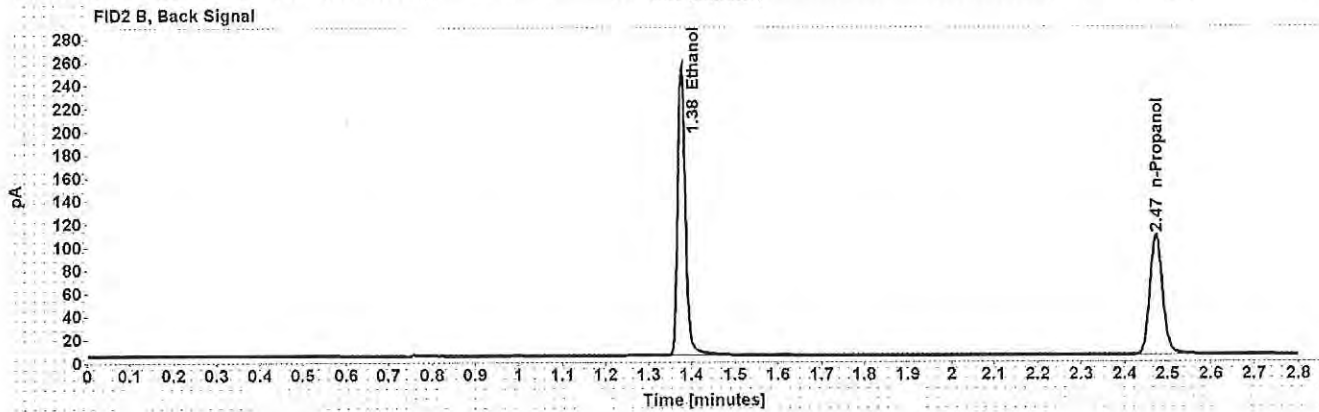
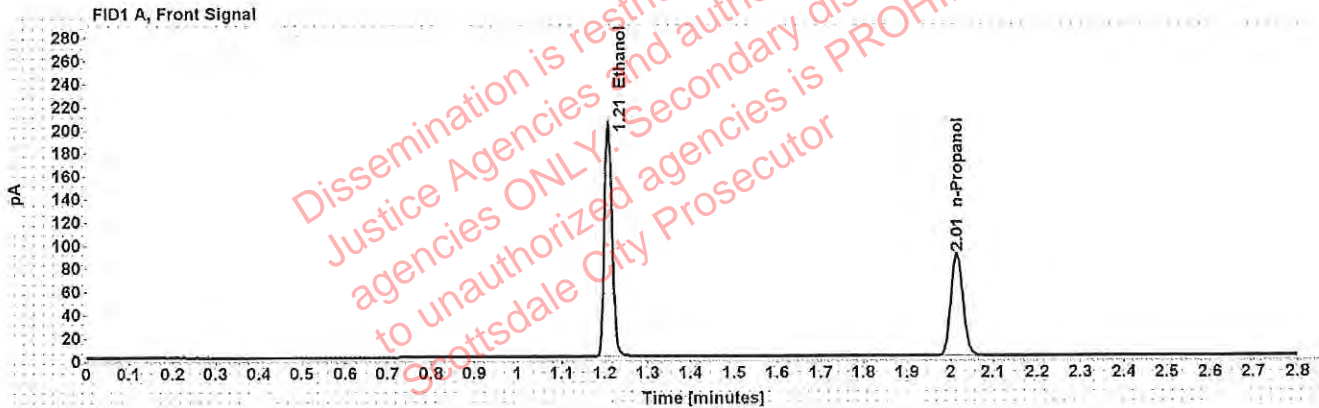


Table 1: FID 1 A (column DB-ALC1)

Compound	Amount (g/100mL)	Time (min)	Peak Area
>Ethanol	0.4089	1.208	254.625
n-Propanol	-----	2.015	175.683

Table 2: FID 2 B (column DB-ALC2)

Compound	Time (min)	Peak Area
Ethanol	1.376	317.699
n-Propanol	2.473	213.923

Scottsdale Police Department Crime Lab Volatiles Analysis

WA

Sample: 0.04 Lipomed 09022015-A	Item number:
Injection date: 10/23/2018 7:31:30 PM	Vial: 72
Method: ethanol quant.M	Sequence: 23Oct18
Instrument: US14173023 CN14160045	Analyst: Adrian
Data file: C:\Chem32\1\Data\23Oct18\72.D	

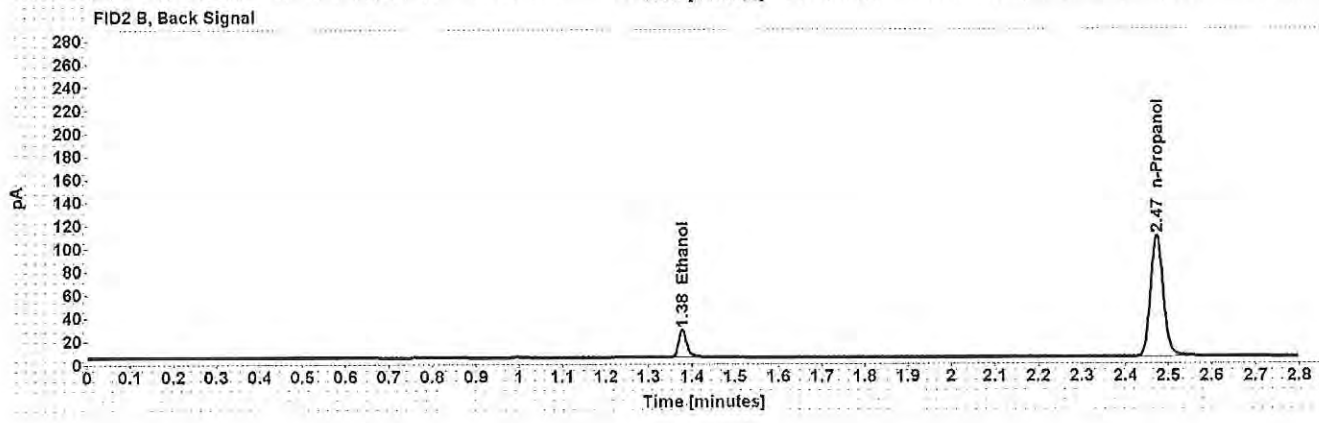
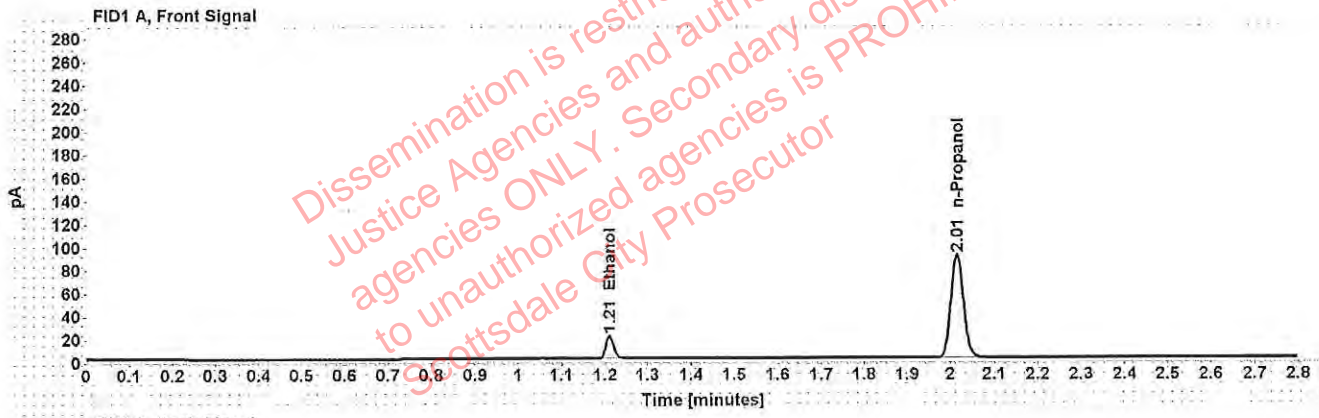


Table 1: FID 1 A (column DB-ALC1)

Compound	Amount (g/100mL)	Time (min)	Peak Area
>Ethanol	0.0403	1.210	25.045
n-Propanol	-----	2.015	178.367

Table 2: FID 2 B (column DB-ALC2)

Compound	Time (min)	Peak Area
Ethanol	1.378	31.012
n-Propanol	2.473	215.678

Scottsdale Police Department Crime Lab Volatiles Analysis

WA

Sample: 0.198 ACQ 407041529/3	Item number:
Injection date: 10/23/2018 7:35:44 PM	Vial: 73
Method: ethanol quant.M	Sequence: 23Oct18
Instrument: US14173023 CN14160045	Analyst: Adrian
Data file: C:\Chem32\1\Data\23Oct18\73.D	

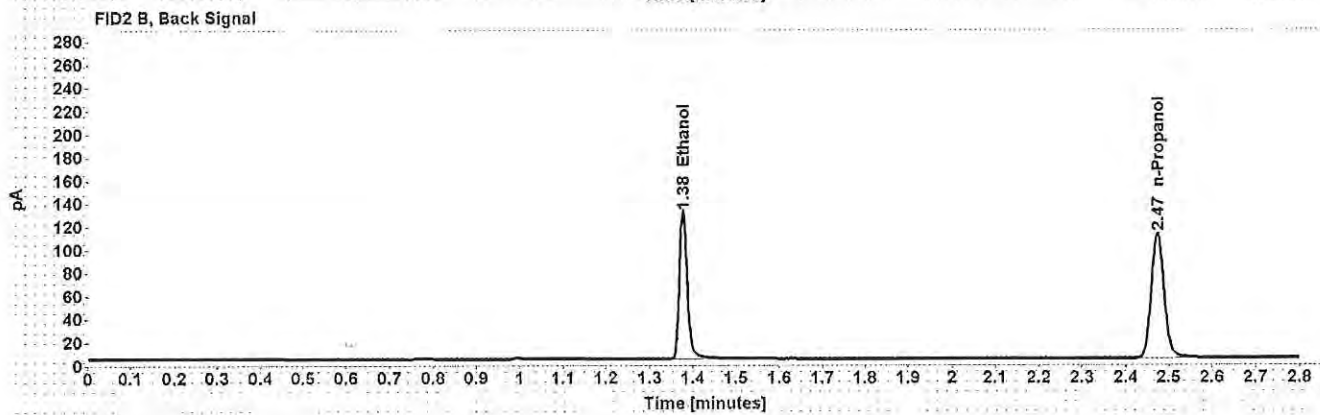
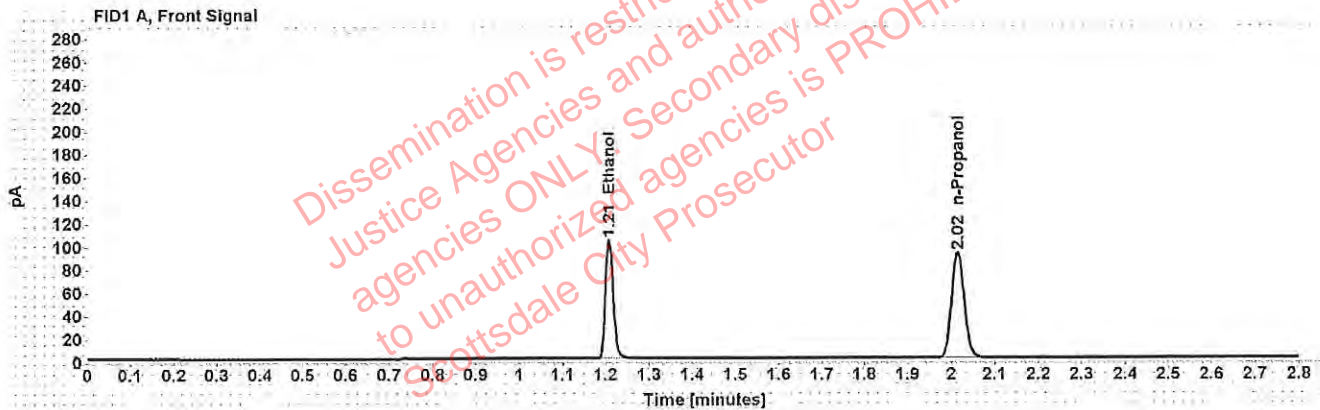


Table 1: FID 1 A (column DB-ALC1)

Compound	Amount (g/100mL)	Time (min)	Peak Area
>Ethanol	0.2029	1.209	131.501
n-Propanol	-----	2.015	183.171

Table 2: FID 2 B (column DB-ALC2)

Compound	Time (min)	Peak Area
Ethanol	1.377	163.013
n-Propanol	2.473	222.150

Scottsdale Police Department Crime Lab Volatiles Analysis

Sample: blank 081418	Item number:
Injection date: 10/23/2018 7:39:44 PM	Vial: 74
Method: ethanol quant.M	Sequence: 23Oct18
Instrument: US14173023 CN14160045	Analyst: Adrian
Data file: C:\Chem32\1\Data\23Oct18\74.D	

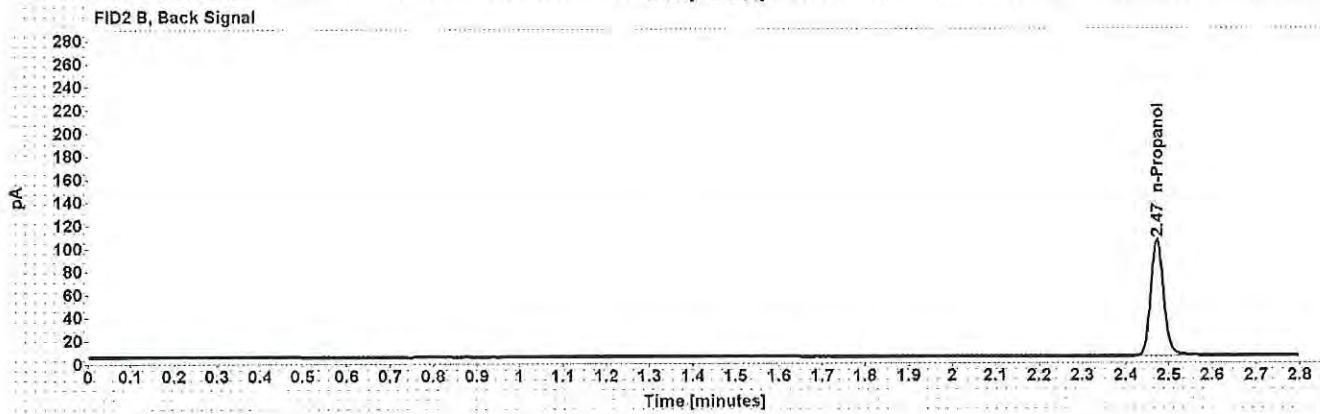


Table 1: FID 1 A (column DB-ALC1)

Compound	Amount (g/100mL)	Time (min)	Peak Area
n-Propanol	-----	2.015	172.240

Table 2: FID 2 B (column DB-ALC2)

Compound	Time (min)	Peak Area
n-Propanol	2.473	208.574

Sequence Summary

Sequence name: 23Oct18 **Instrument:** US14173023 CN14160045 **Analyst:** Adrian

Vial	Sample	Type	Item Number	Method
1	0.020 Cerilliant FN03241604	Calibration		ethanol quant.M
2	0.100 Cerilliant FN06181501	Calibration		ethanol quant.M
3	0.200 Cerilliant FN07201502	Calibration		ethanol quant.M
4	0.400 Cerilliant FN11191402	Calibration		ethanol quant.M
5	blank 081418	Control		ethanol quant.M
6	volatiles mix 020917 WLA	Control		ethanol quant.M
7	0.400 Lipomed 08012015-C	Control		ethanol quant.M
8	0.040 Lipomed 09022015-A	Control		ethanol quant.M
9	0.198 ACQ 407041529/3	Control		ethanol quant.M
10	[REDACTED]	Sample	1223258	ethanol quant.M
11	[REDACTED]	Sample	1223258	ethanol quant.M
12	[REDACTED]	Sample	1234099	ethanol quant.M
13	[REDACTED]	Sample	1234099	ethanol quant.M
14	[REDACTED]	Sample	1235215	ethanol quant.M
15	[REDACTED]	Sample	1235215	ethanol quant.M
16	[REDACTED]	Sample	1235527	ethanol quant.M
17	[REDACTED]	Sample	1235527	ethanol quant.M
18	[REDACTED]	Sample	1235843	ethanol quant.M
19	[REDACTED]	Sample	1235843	ethanol quant.M
20	0.080 Lipomed 28082014-B	Control		ethanol quant.M
21	[REDACTED]	Sample	1238293	ethanol quant.M
22	[REDACTED]	Sample	1238293	ethanol quant.M
23	[REDACTED]	Sample	1238450	ethanol quant.M
24	[REDACTED]	Sample	1238450	ethanol quant.M
25	[REDACTED]	Sample	1235840	ethanol quant.M
26	[REDACTED]	Sample	1235840	ethanol quant.M
27	[REDACTED]	Sample	1236192	ethanol quant.M
28	[REDACTED]	Sample	1236192	ethanol quant.M
29	[REDACTED]	Sample	1235989	ethanol quant.M
30	[REDACTED]	Sample	1235989	ethanol quant.M
31	0.150 Lipomed 09022015-C	Control		ethanol quant.M
32	[REDACTED]	Sample	1236526	ethanol quant.M
33	[REDACTED]	Sample	1236526	ethanol quant.M
34	[REDACTED]	Sample	1236252	ethanol quant.M
35	[REDACTED]	Sample	1236252	ethanol quant.M
36	[REDACTED]	Sample	1211896	ethanol quant.M
37	[REDACTED]	Sample	1211896	ethanol quant.M
38	[REDACTED]	Sample	1238968	ethanol quant.M
39	[REDACTED]	Sample	1238968	ethanol quant.M
40	[REDACTED]	Sample	1240032	ethanol quant.M
41	[REDACTED]	Sample	1240032	ethanol quant.M
42	0.198 ACQ 407041529/3	Control		ethanol quant.M
43	[REDACTED]	Sample	1209529	ethanol quant.M
44	[REDACTED]	Sample	1209529	ethanol quant.M
45	[REDACTED]	Sample	1205245	ethanol quant.M
46	[REDACTED]	Sample	1205245	ethanol quant.M
47	[REDACTED]	Sample	1216437	ethanol quant.M

Dissemination is restricted to original
 Justice Agencies and authorized agencies ONLY. Secondary dissemination
 to unauthorized agencies is PROHIBITED.
 Scottsdale City Prosecutor

Sequence Summary

23 Oct 18

WA

48		Sample	1216437	ethanol quant.M
49		Sample	1237698	ethanol quant.M
50		Sample	1237698	ethanol quant.M
51		Sample	1238064	ethanol quant.M
52		Sample	1238064	ethanol quant.M
53	0.080 Lipomed 28082014-B	Control		ethanol quant.M
54		Sample	1237514	ethanol quant.M
55		Sample	1237514	ethanol quant.M
56		Sample	1222342	ethanol quant.M
57		Sample	1222342	ethanol quant.M
58		Sample	335-01A	ethanol quant.M
59		Sample	335-01A	ethanol quant.M
60		Sample	307-01A	ethanol quant.M
61		Sample	307-01A	ethanol quant.M
62		Sample	340-01A	ethanol quant.M
63		Sample	340-01A	ethanol quant.M
64	0.150 Lipomed 09022015-C	Control		ethanol quant.M
65		Sample	335-01A	ethanol quant.M
66		Sample	335-01A	ethanol quant.M
67		Sample	321-01A	ethanol quant.M
68		Sample	321-01A	ethanol quant.M
69		Sample	1239883	ethanol quant.M
70		Sample	1239883	ethanol quant.M
71	0.40 Lipomed 08012015-C	Control		ethanol quant.M
72	0.04 Lipomed 09022015-A	Control		ethanol quant.M
73	0.198 ACQ 407041529/3	Control		ethanol quant.M
74	blank 081418	Control		ethanol quant.M

Scottsdale Police Department Crime Laboratory Summary of Cases

WA

SEQUENCE NAME: 23Oct18

ANALYST: Adrian

Vials	Test 1 (g/dL)	Test 2 (g/dL)	Mean (g/dL)	Percent Difference*	Absolute Difference (g/dL)*
10 11	0.2273	0.2230	0.22515	0.95	0.00215
12 13	0.1323	0.1347	0.13350	0.90	0.00120
14 15	0.2534	0.2548	0.25410	0.28	0.00070
16 17	0.0911	0.0919	0.09150	0.44	0.00040
18 19	0.2468	0.2474	0.24710	0.12	0.00030
21 22	0.2531	0.2477	0.25040	1.08	0.00270
23 24	0.0000	0.0000	0.00000	0.00	0.00000
25 26	0.2497	0.2495	0.24960	0.04	0.00010
27 28	0.0995	0.1009	0.10020	0.70	0.00070
29 30	0.1586	0.1576	0.15810	0.32	0.00050
32 33	0.2038	0.2082	0.20600	1.07	0.00220
34 35	0.1701	0.1657	0.16790	1.31	0.00220
36 37	0.1480	0.1507	0.14935	0.90	0.00135
38 39	0.1827	0.1818	0.18225	0.25	0.00045
40 41	0.0362	0.0362	0.03620	0.00	0.00000
43 44	0.0949	0.0954	0.09515	0.26	0.00025
45 46	0.0635	0.0639	0.06370	0.31	0.00020
47 48	0.2559	0.2602	0.25805	0.83	0.00215
49 50	0.1905	0.1903	0.19040	0.05	0.00010
51 52	0.1220	0.1221	0.12205	0.04	0.00005
54 55	0.1071	0.1082	0.10765	0.51	0.00055
56 57	0.1943	0.1952	0.19475	0.23	0.00045
58 59	0.1271	0.1255	0.12630	0.63	0.00080
60 61	0.2076	0.2076	0.20760	0.00	0.00000
62 63	0.1413	0.1428	0.14205	0.53	0.00075
65 66	0.2062	0.2081	0.20715	0.46	0.00095
67 68	0.2568	0.2620	0.25940	1.00	0.00260
69 70	0.3216	0.3193	0.32045	0.36	0.00115

*Calculated differences are differences from the mean of the two results.

Scottsdale Police Department Crime Lab Volatiles Analysis

Sample: [REDACTED]	Item number: 1223258
Injection date: 10/23/2018 3:20:59 PM	Vial: 10
Method: ethanol quant.M	Sequence: 23Oct18
Instrument: US14173023 CN14160045	Analyst: Adrian
Data file: C:\Chem32\1\Data\23Oct18\10.D	

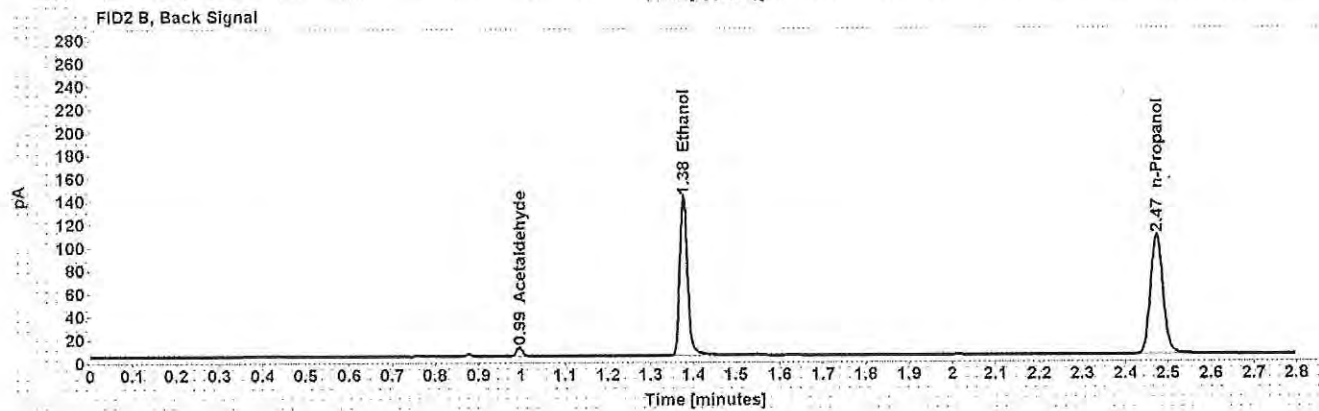
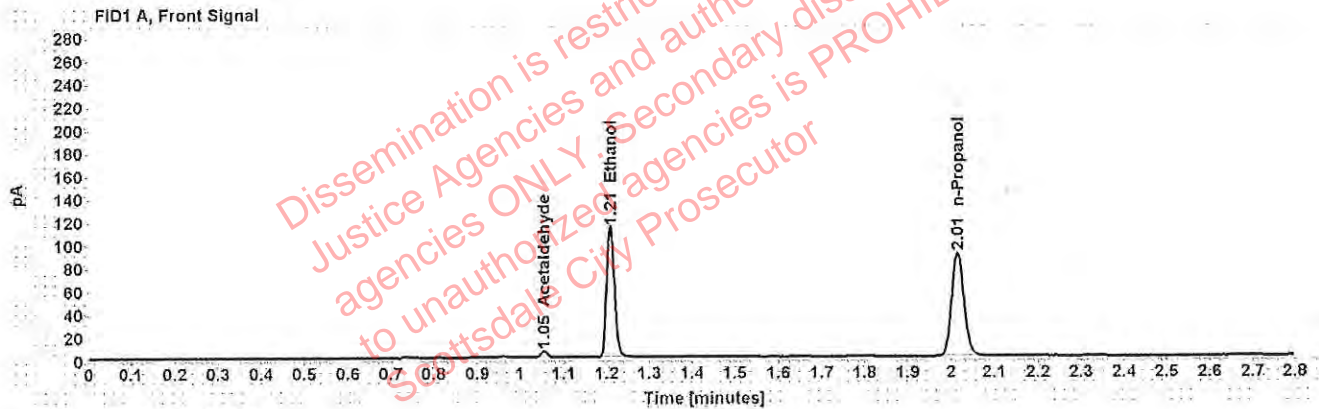


Table 1: FID 1 A (column DB-ALC1)

Compound	Amount (g/100mL)	Time (min)	Peak Area
Acetaldehyde	-----	1.055	5.637
>Ethanol	0.2273	1.209	144.040
n-Propanol	-----	2.015	179.077

Table 2: FID 2 B (column DB-ALC2)

Compound	Time (min)	Peak Area
Acetaldehyde	0.995	7.353
Ethanol	1.377	176.231
n-Propanol	2.473	214.020

Scottsdale Police Department Crime Lab Volatiles Analysis

Sample: [REDACTED]	Item number: 1223258
Injection date: 10/23/2018 3:24:59 PM	Vial: 11
Method: ethanol quant.M	Sequence: 23Oct18
Instrument: US14173023 CN14160045	Analyst: Adrian
Data file: C:\Chem32\1\Data\23Oct18\11.D	

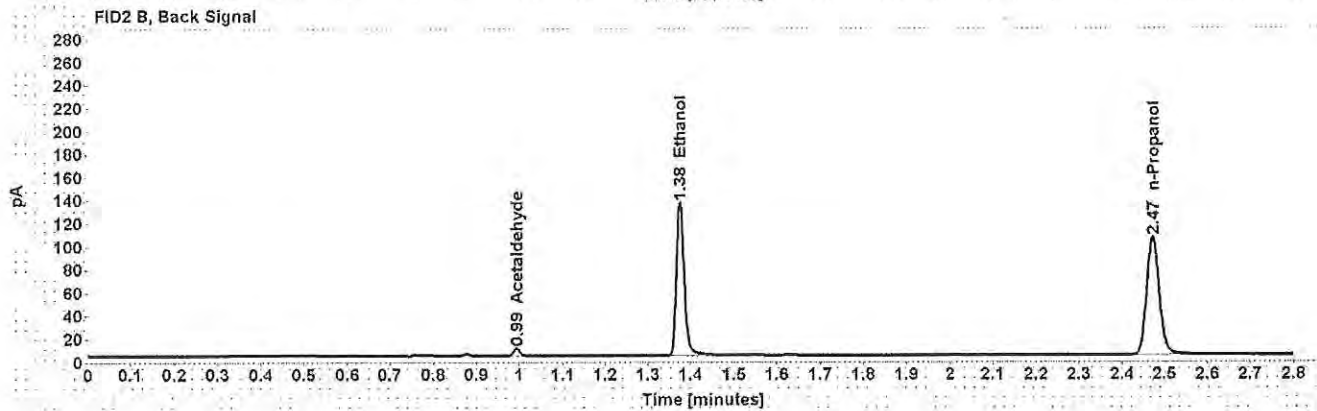
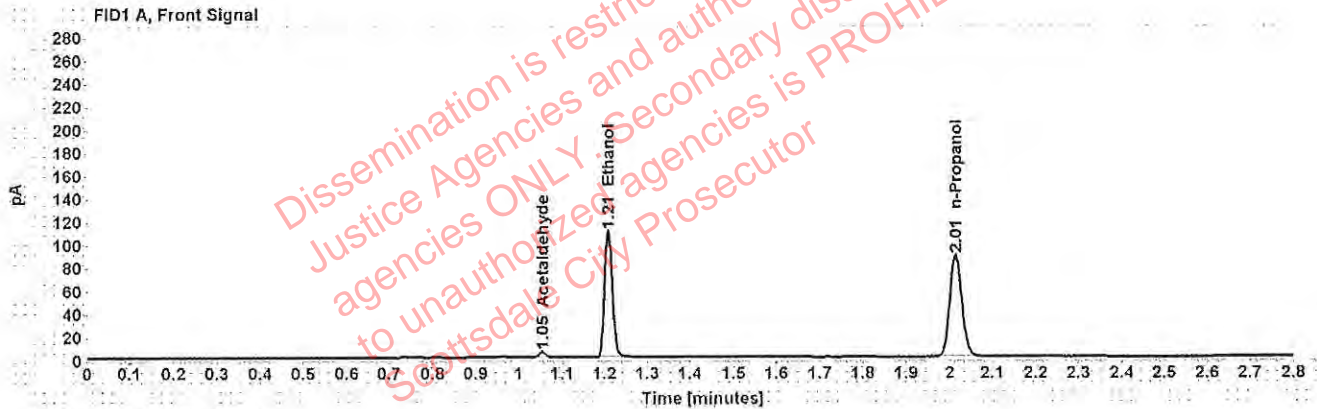


Table 1: FID 1 A (column DB-ALC1)

Compound	Amount (g/100mL)	Time (min)	Peak Area
Acetaldehyde	-----	1.055	4.913
>Ethanol	0.2230	1.208	139.173
n-Propanol	-----	2.014	176.313

Table 2: FID 2 B (column DB-ALC2)

Compound	Time (min)	Peak Area
Acetaldehyde	0.994	6.381
Ethanol	1.376	170.561
n-Propanol	2.472	210.800

Scottsdale Police Department Crime Lab Volatiles Analysis

Sample: [REDACTED]	Item number: 1234099
Injection date: 10/23/2018 3:28:59 PM	Vial: 12
Method: ethanol quant.M	Sequence: 23Oct18
Instrument: US14173023 CN14160045	Analyst: Adrian
Data file: C:\Chem32\1\Data\23Oct18\12.D	

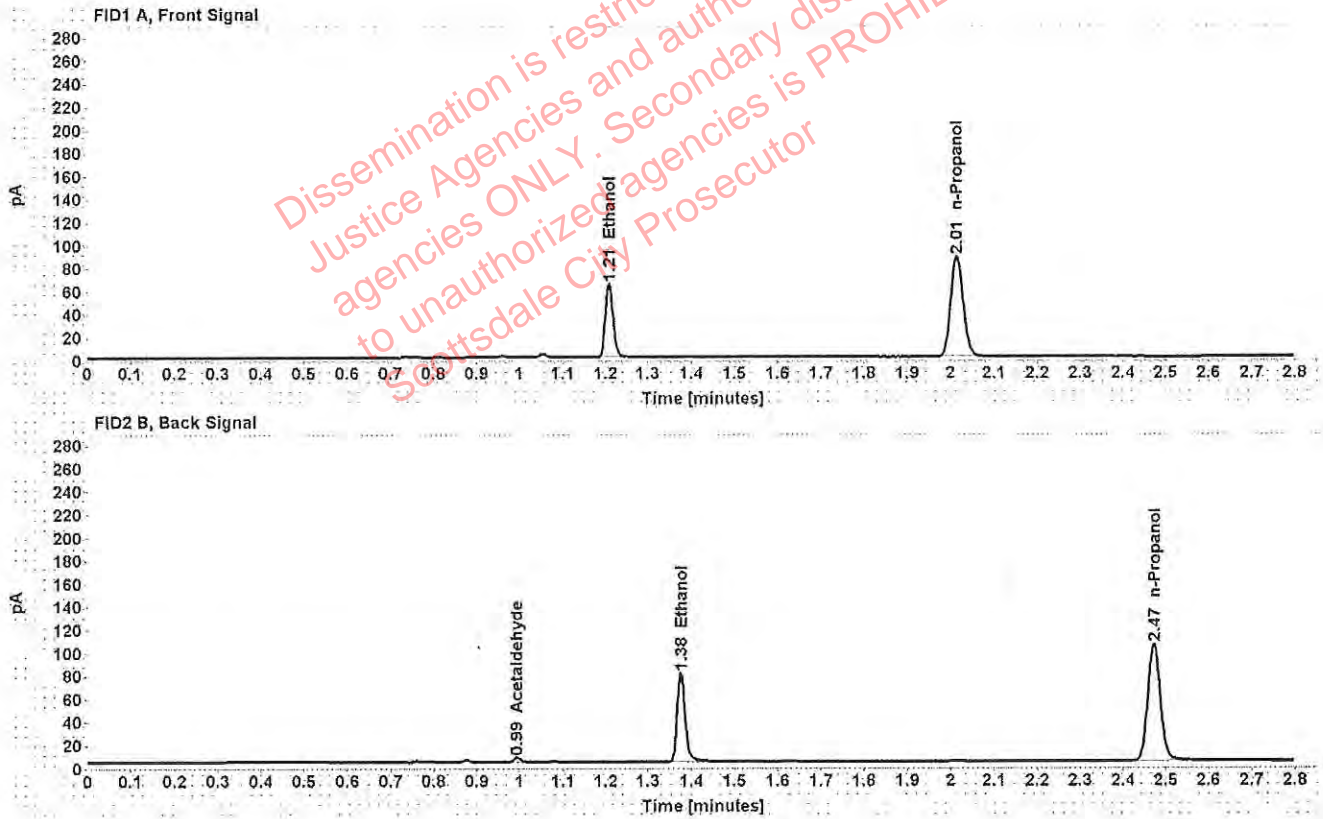


Table 1: FID 1 A (column DB-ALC1)

Compound	Amount (g/100mL)	Time (min)	Peak Area
>Ethanol	0.1323	1.208	81.772
n-Propanol	-----	2.014	175.050

Table 2: FID 2 B (column DB-ALC2)

Compound	Time (min)	Peak Area
Acetaldehyde	0.993	3.891
Ethanol	1.376	99.965
n-Propanol	2.472	208.837

Scottsdale Police Department Crime Lab Volatiles Analysis

Sample: [REDACTED]	Item number: 1234099
Injection date: 10/23/2018 3:33:14 PM	Vial: 13
Method: ethanol quant.M	Sequence: 23Oct18
Instrument: US14173023 CN14160045	Analyst: Adrian
Data file: C:\Chem32\1\Data\23Oct18\13.D	

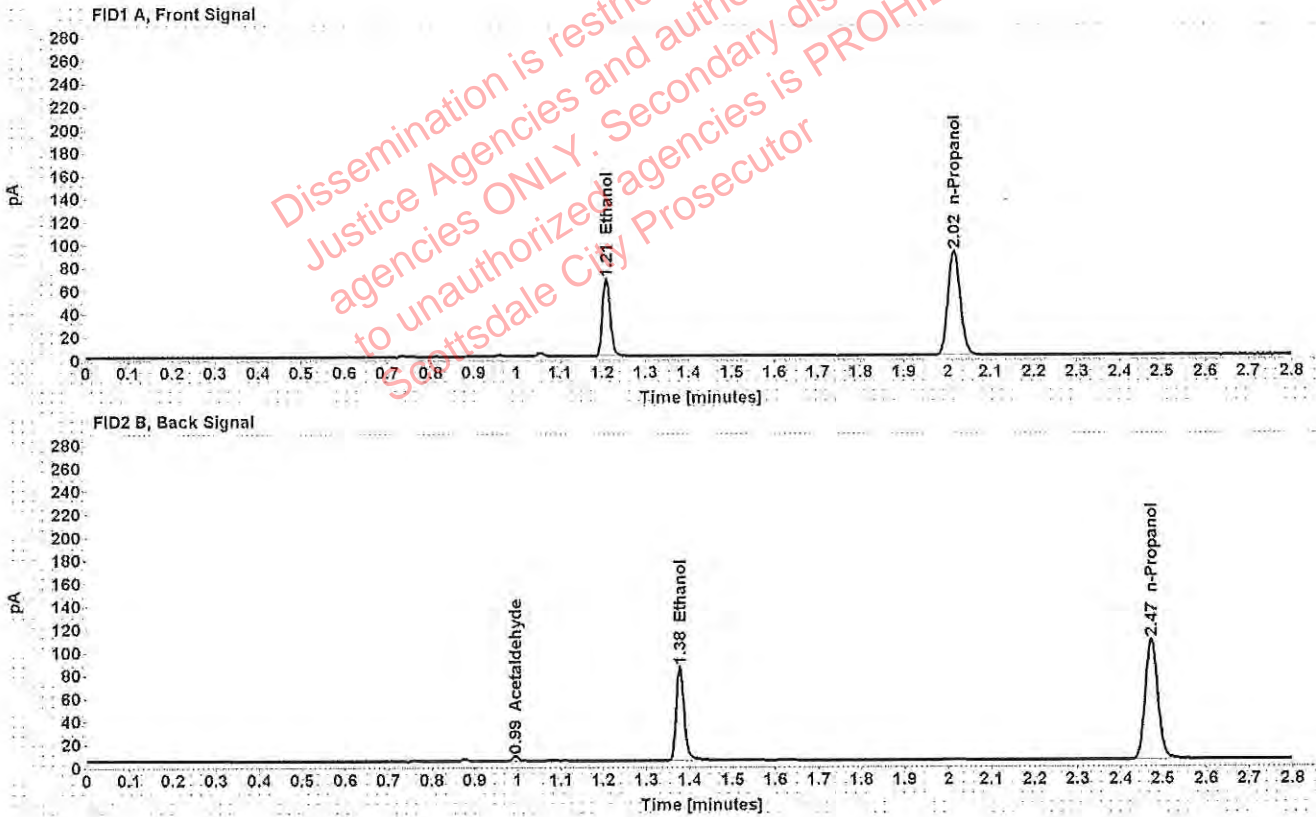


Table 1: FID 1 A (column DB-ALC1)

Compound	Amount (g/100mL)	Time (min)	Peak Area
>Ethanol	0.1347	1.209	85.925
n-Propanol	-----	2.015	180.671

Table 2: FID 2 B (column DB-ALC2)

Compound	Time (min)	Peak Area
Acetaldehyde	0.995	4.170
Ethanol	1.377	104.326
n-Propanol	2.473	215.747

Scottsdale Police Department Crime Lab Volatiles Analysis

Sample: [REDACTED]	Item number: 1235215
Injection date: 10/23/2018 3:37:14 PM	Vial: 14
Method: ethanol quant.M	Sequence: 23Oct18
Instrument: US14173023 CN14160045	Analyst: Adrian
Data file: C:\Chem32\1\Data\23Oct18\14.D	

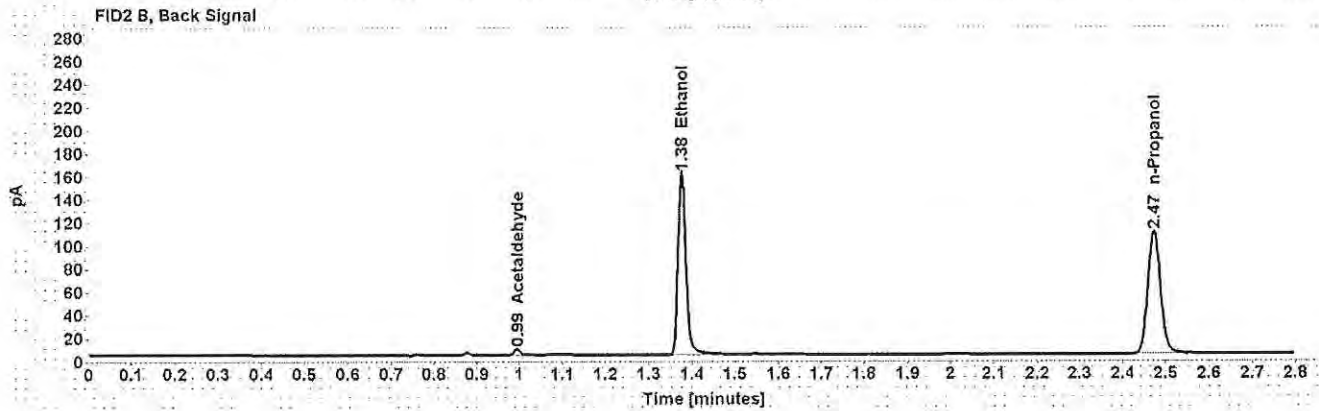
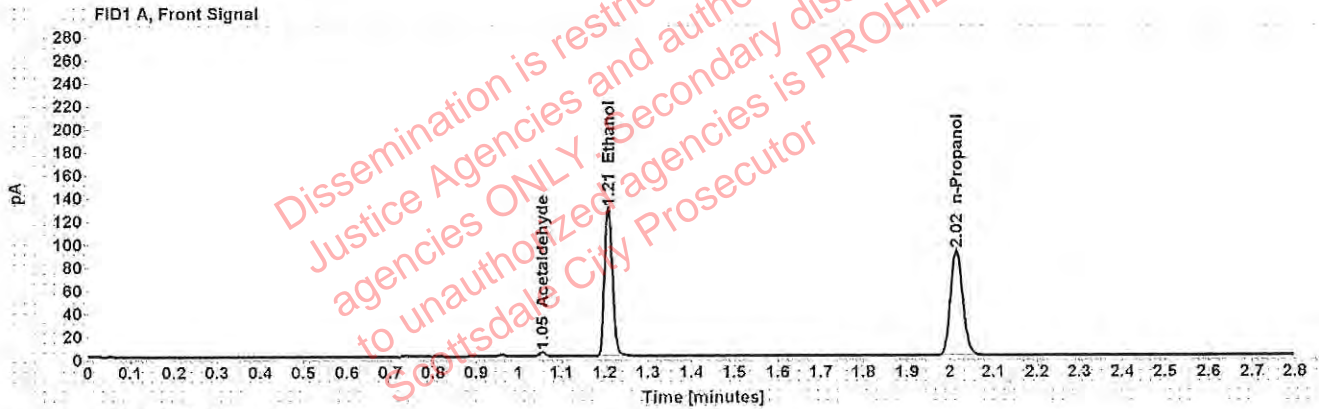


Table 1: FID 1 A (column DB-ALC1)

Compound	Amount (g/100mL)	Time (min)	Peak Area
Acetaldehyde	-----	1.055	3.797
>Ethanol	0.2534	1.209	164.061
n-Propanol	-----	2.015	182.843

Table 2: FID 2 B (column DB-ALC2)

Compound	Time (min)	Peak Area
Acetaldehyde	0.995	4.951
Ethanol	1.377	201.228
n-Propanol	2.473	218.290

Scottsdale Police Department Crime Lab Volatiles Analysis

Sample: [REDACTED]	Item number: 1235215
Injection date: 10/23/2018 3:41:14 PM	Vial: 15
Method: ethanol quant.M	Sequence: 23Oct18
Instrument: US14173023 CN14160045	Analyst: Adrian
Data file: C:\Chem32\1\Data\23Oct18\15.D	

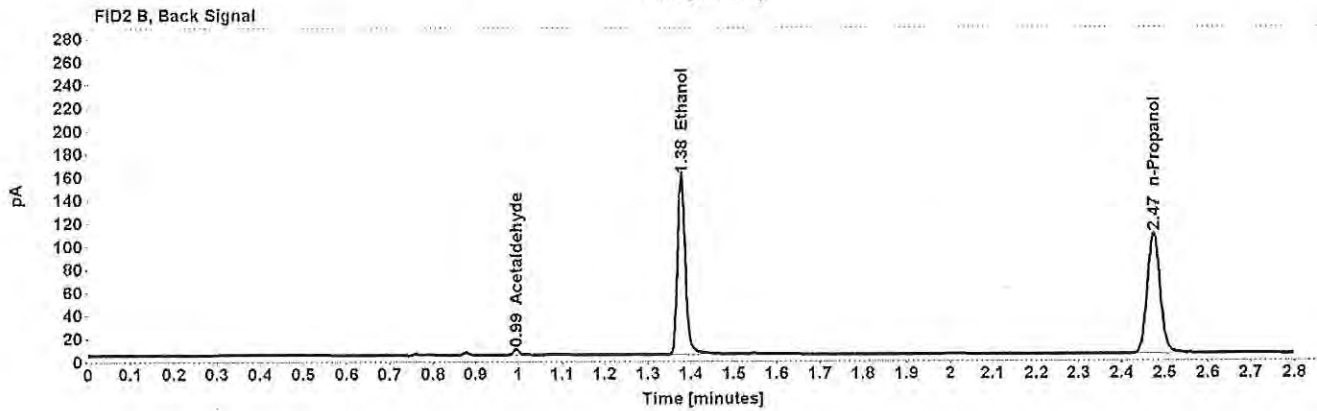
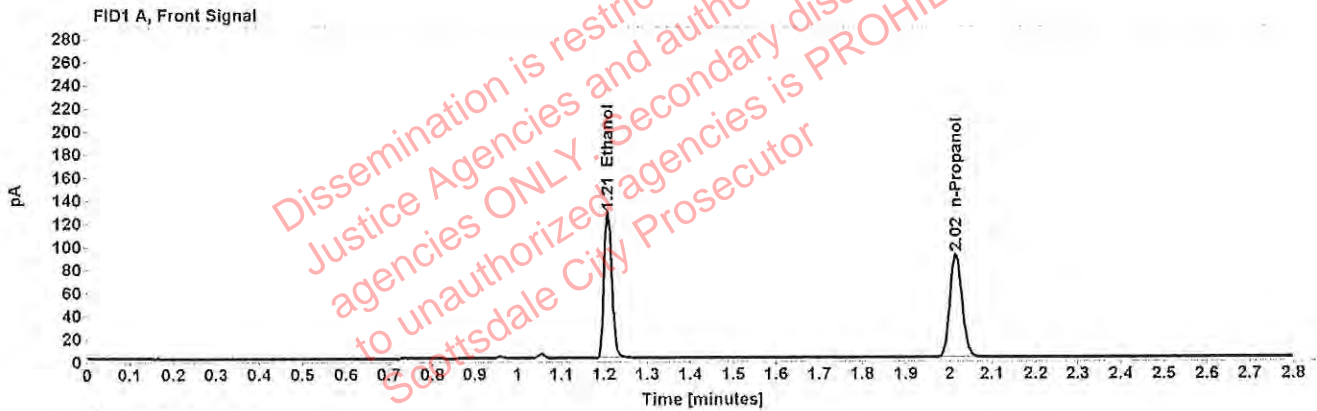


Table 1: FID 1 A (column DB-ALC1)

Compound	Amount (g/100mL)	Time (min)	Peak Area
>Ethanol	0.2548	1.209	162.014
n-Propanol	-----	2.015	179.620

Table 2: FID 2 B (column DB-ALC2)

Compound	Time (min)	Peak Area
Acetaldehyde	0.995	4.725
Ethanol	1.377	198.352
n-Propanol	2.473	214.976

Scottsdale Police Department Crime Lab Volatiles Analysis

Sample: [REDACTED]	Item number: 1235527
Injection date: 10/23/2018 3:45:14 PM	Vial: 16
Method: ethanol quant.M	Sequence: 23Oct18
Instrument: US14173023 CN14160045	Analyst: Adrian
Data file: C:\Chem32\1\Data\23Oct18\16.D	

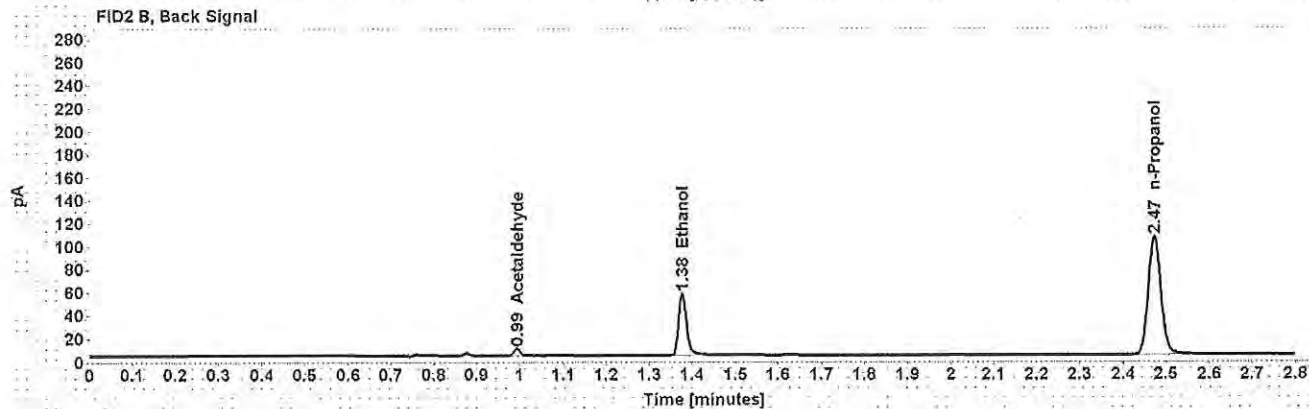
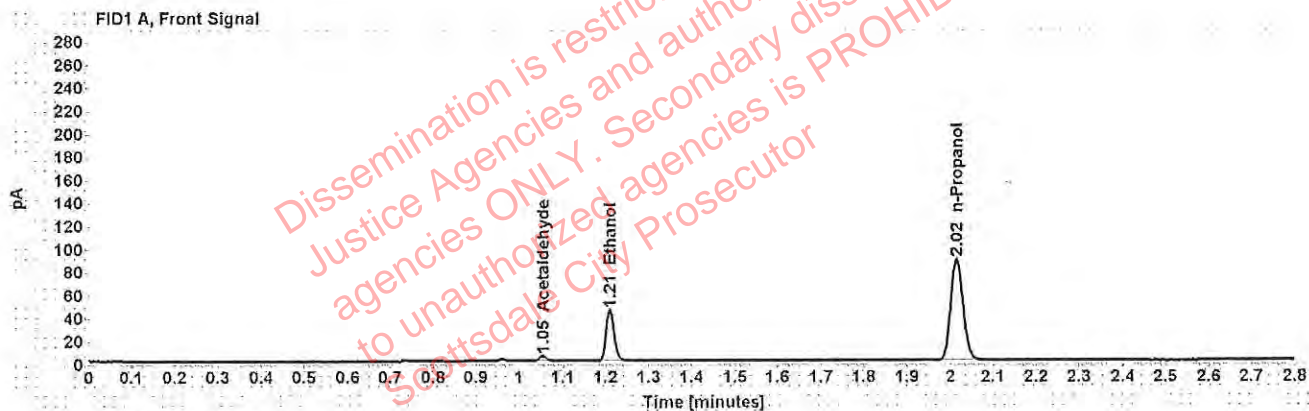


Table 1: FID 1 A (column DB-ALC1)

Compound	Amount (g/100mL)	Time (min)	Peak Area
Acetaldehyde	-----	1.055	4.507
>Ethanol	0.0911	1.210	56.611
n-Propanol	-----	2.015	176.348

Table 2: FID 2 B (column DB-ALC2)

Compound	Time (min)	Peak Area
Acetaldehyde	0.994	5.860
Ethanol	1.377	68.650
n-Propanol	2.473	210.886

Scottsdale Police Department Crime Lab Volatiles Analysis

Sample: [REDACTED]	Item number: 1235527
Injection date: 10/23/2018 3:49:14 PM	Vial: 17
Method: ethanol quant.M	Sequence: 23Oct18
Instrument: US14173023 CN14160045	Analyst: Adrian
Data file: C:\Chem32\1\Data\23Oct18\17.D	

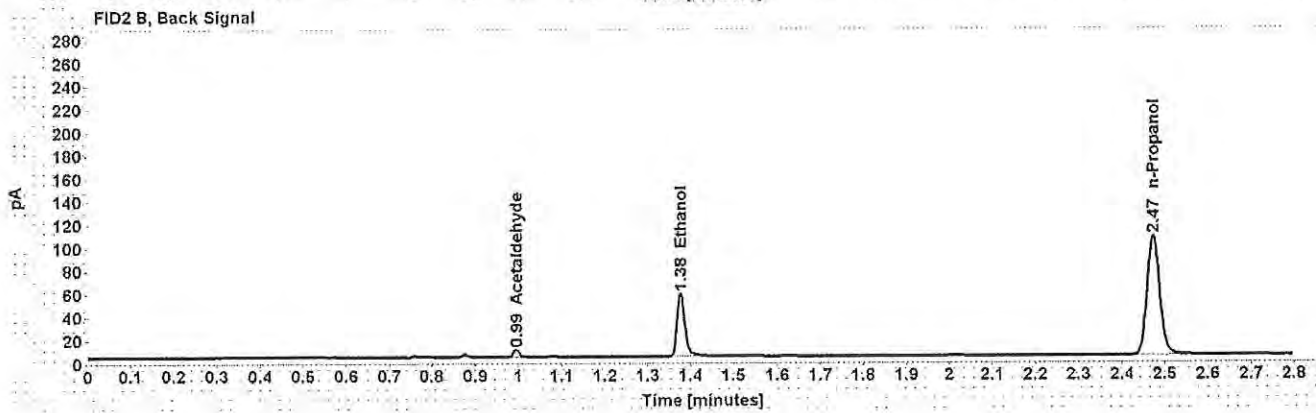
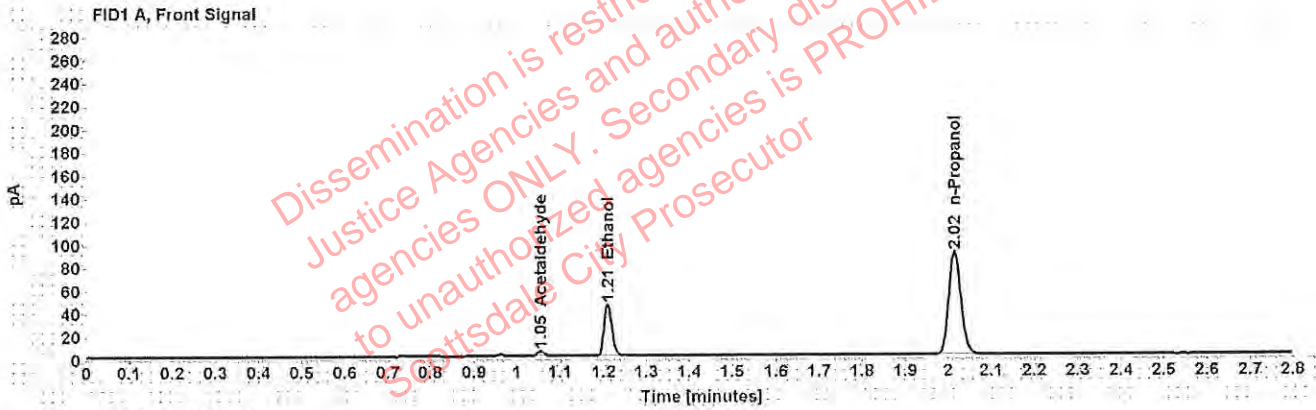


Table 1: FID 1 A (column DB-ALC1)

Compound	Amount (g/100mL)	Time (min)	Peak Area
Acetaldehyde	-----	1.055	4.618
>Ethanol	0.0919	1.210	57.686
n-Propanol	-----	2.015	178.275

Table 2: FID 2 B (column DB-ALC2)

Compound	Time (min)	Peak Area
Acetaldehyde	0.995	6.012
Ethanol	1.377	69.997
n-Propanol	2.473	213.251

Scottsdale Police Department Crime Lab Volatiles Analysis

Sample: [REDACTED]	Item number: 1235843
Injection date: 10/23/2018 3:53:14 PM	Vial: 18
Method: ethanol quant.M	Sequence: 23Oct18
Instrument: US14173023 CN14160045	Analyst: Adrian
Data file: C:\Chem32\1\Data\23Oct18\18.D	

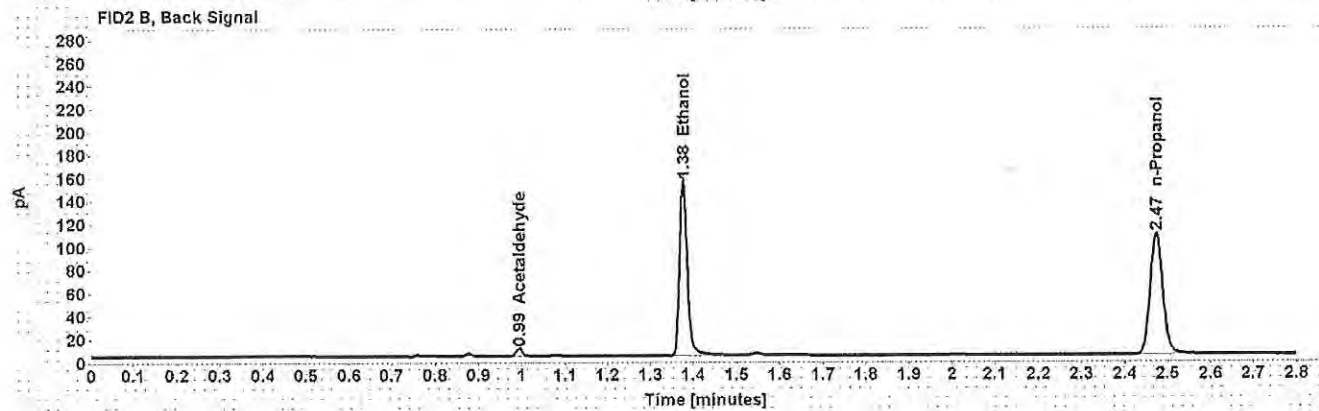
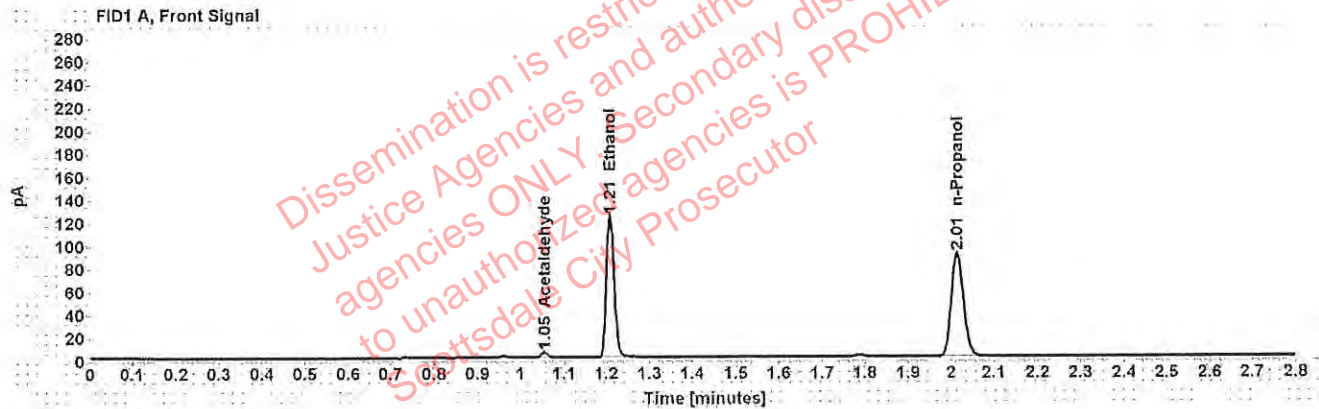


Table 1: FID 1 A (column DB-ALC1)

Compound	Amount (g/100mL)	Time (min)	Peak Area
Acetaldehyde	-----	1.055	4.694
>Ethanol	0.2468	1.209	157.431
n-Propanol	-----	2.015	180.201

Table 2: FID 2 B (column DB-ALC2)

Compound	Time (min)	Peak Area
Acetaldehyde	0.995	6.141
Ethanol	1.377	193.255
n-Propanol	2.473	216.224

Scottsdale Police Department Crime Lab Volatiles Analysis

Sample: [REDACTED]	Item number: 1235843
Injection date: 10/23/2018 3:57:29 PM	Vial: 19
Method: ethanol quant.M	Sequence: 23Oct18
Instrument: US14173023 CN14160045	Analyst: Adrian
Data file: C:\Chem32\1\Data\23Oct18\19.D	

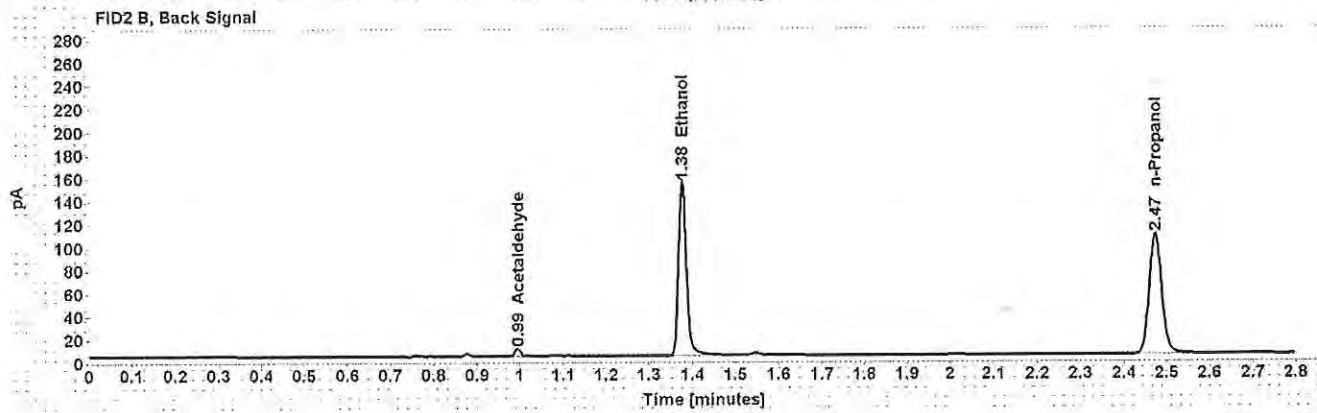
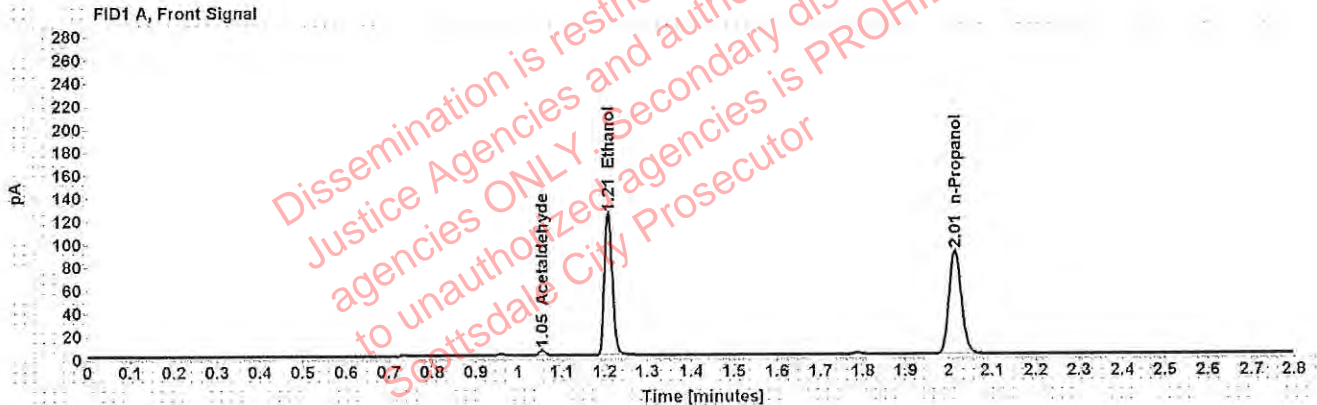


Table 1: FID 1 A (column DB-ALC1)

Compound	Amount (g/100mL)	Time (min)	Peak Area
Acetaldehyde	-----	1.055	4.673
>Ethanol	0.2474	1.209	157.229
n-Propanol	-----	2.015	179.508

Table 2: FID 2 B (column DB-ALC2)

Compound	Time (min)	Peak Area
Acetaldehyde	0.995	6.057
Ethanol	1.377	192.967
n-Propanol	2.473	214.940

Scottsdale Police Department Crime Lab Volatiles Analysis

Sample: [REDACTED]	Item number: 1238293
Injection date: 10/23/2018 4:05:29 PM	Vial: 21
Method: ethanol quant.M	Sequence: 23Oct18
Instrument: US14173023 CN14160045	Analyst: Adrian
Data file: C:\Chem32\1\Data\23Oct18\21.D	

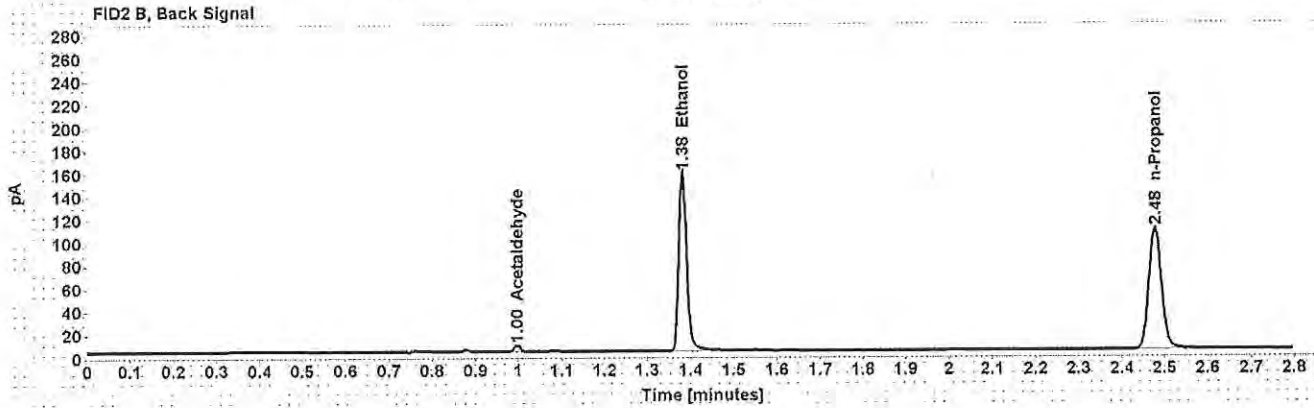
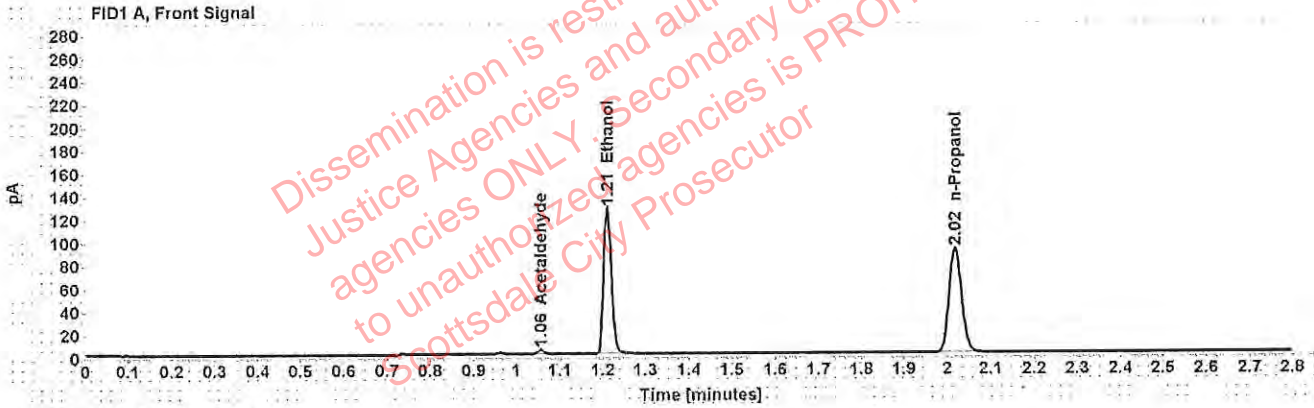


Table 1: FID 1 A (column DB-ALC1)

Compound	Amount (g/100mL)	Time (min)	Peak Area
Acetaldehyde	-----	1.056	3.971
>Ethanol	0.2531	1.211	162.897
n-Propanol	-----	2.018	181.820

Table 2: FID 2 B (column DB-ALC2)

Compound	Time (min)	Peak Area
Acetaldehyde	0.997	5.147
Ethanol	1.381	199.683
n-Propanol	2.478	218.102

Scottsdale Police Department Crime Lab Volatiles Analysis

Sample: [REDACTED]	Item number: 1238293
Injection date: 10/23/2018 4:09:29 PM	Vial: 22
Method: ethanol quant.M	Sequence: 23Oct18
Instrument: US14173023 CN14160045	Analyst: Adrian
Data file: C:\Chem321\1\Data\23Oct18\22.D	

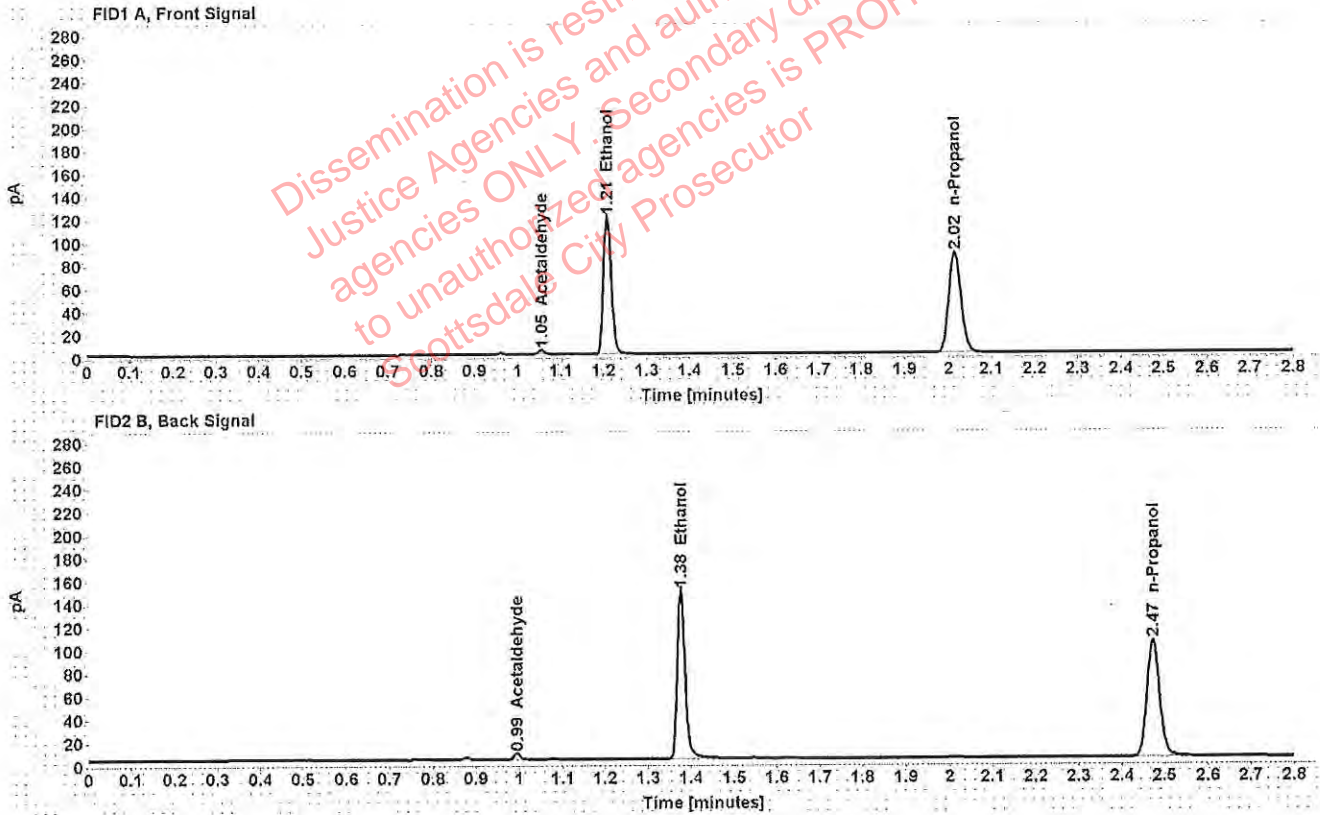


Table 1: FID 1 A (column DB-ALC1)

Compound	Amount (g/100mL)	Time (min)	Peak Area
Acetaldehyde	-----	1.055	3.858
>Ethanol	0.2477	1.209	152.609
n-Propanol	-----	2.015	174.034

Table 2: FID 2 B (column DB-ALC2)

Compound	Time (min)	Peak Area
Acetaldehyde	0.994	5.030
Ethanol	1.377	187.379
n-Propanol	2.473	208.437

Scottsdale Police Department Crime Lab Volatiles Analysis

Sample: [REDACTED]	Item number: 1238450
Injection date: 10/23/2018 4:13:29 PM	Vial: 23
Method: ethanol quant.M	Sequence: 23Oct18
Instrument: US14173023 CN14160045	Analyst: Adrian
Data file: C:\Chem32\1\Data\23Oct18\23.D	

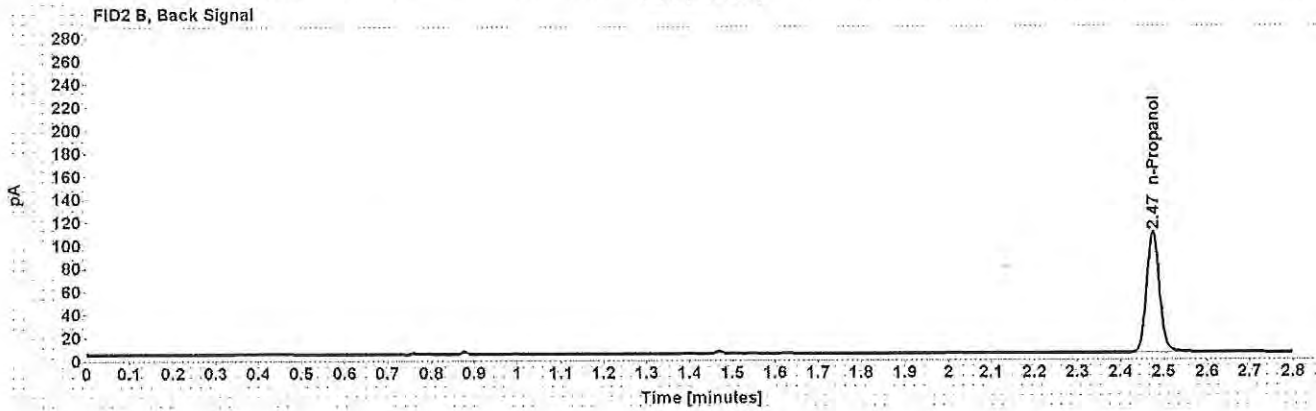


Table 1: FID 1 A (column DB-ALC1)

Compound	Amount (g/100mL)	Time (min)	Peak Area
n-Propanol	-----	2.016	180.097

Table 2: FID 2 B (column DB-ALC2)

Compound	Time (min)	Peak Area
n-Propanol	2.474	216.373

Scottsdale Police Department Crime Lab Volatiles Analysis

Sample: [REDACTED]	Item number: 1238450
Injection date: 10/23/2018 4:17:29 PM	Vial: 24
Method: ethanol quant.M	Sequence: 23Oct18
Instrument: US14173023 CN14160045	Analyst: Adrian
Data file: C:\Chem32\1\Data\23Oct18\24.D	

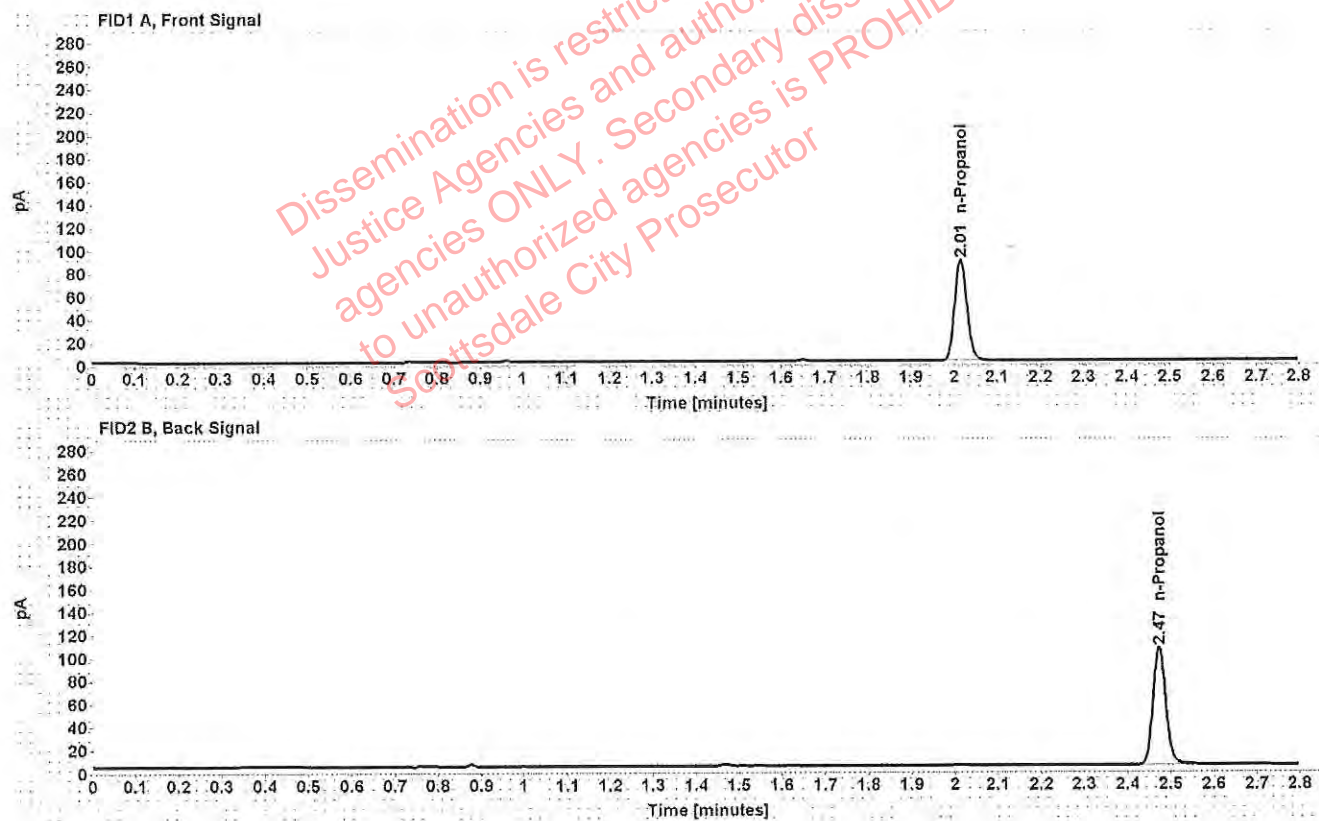


Table 1: FID 1 A (column DB-ALC1)

Compound	Amount (g/100mL)	Time (min)	Peak Area
n-Propanol	-----	2.015	175.625

Table 2: FID 2 B (column DB-ALC2)

Compound	Time (min)	Peak Area
n-Propanol	2.473	210.748

Scottsdale Police Department Crime Lab Volatiles Analysis

Sample: [REDACTED]	Item number: 1235840
Injection date: 10/23/2018 4:21:44 PM	Vial: 25
Method: ethanol quant.M	Sequence: 23Oct18
Instrument: US14173023 CN14160045	Analyst: Adrian
Data file: C:\Chem32\1\Data\23Oct18\25.D	

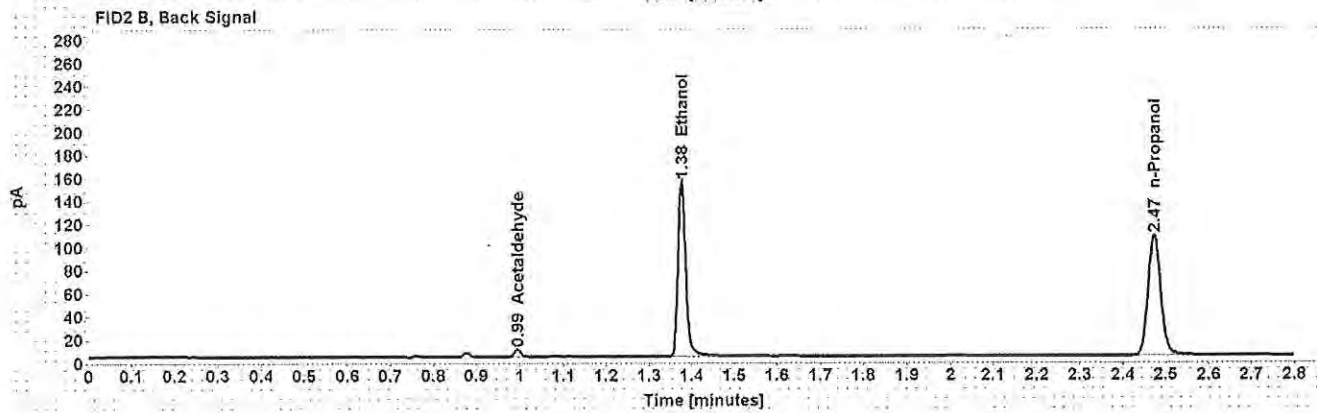
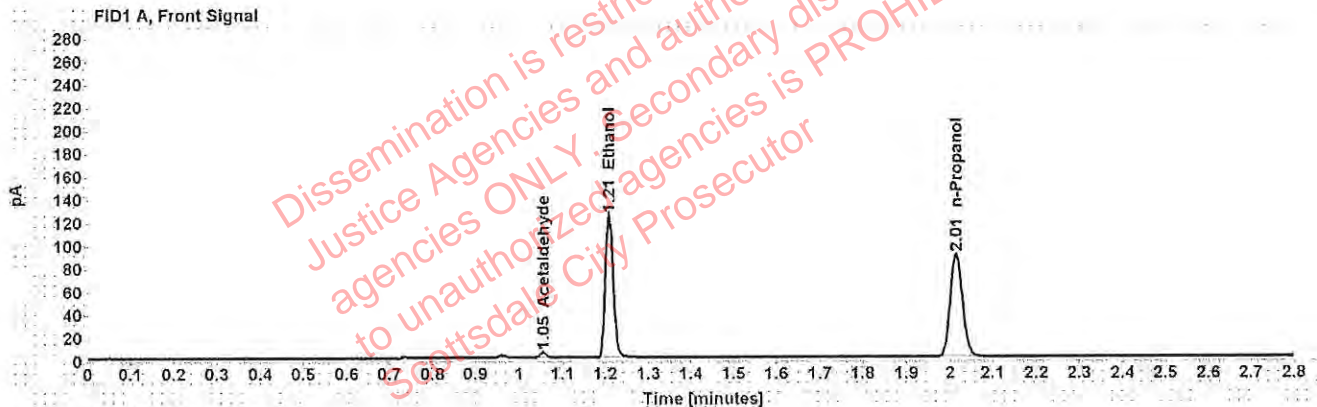


Table 1: FID 1 A (column DB-ALC1)

Compound	Amount (g/100mL)	Time (min)	Peak Area
Acetaldehyde	-----	1.055	4.647
>Ethanol	0.2497	1.209	157.993
n-Propanol	-----	2.015	178.749

Table 2: FID 2 B (column DB-ALC2)

Compound	Time (min)	Peak Area
Acetaldehyde	0.994	6.105
Ethanol	1.376	193.729
n-Propanol	2.473	214.458

Scottsdale Police Department Crime Lab Volatiles Analysis

Sample: [REDACTED]	Item number: 1235840
Injection date: 10/23/2018 4:25:44 PM	Vial: 26
Method: ethanol quant.M	Sequence: 23Oct18
Instrument: US14173023 CN14160045	Analyst: Adrian
Data file: C:\Chem32\1\Data\23Oct18\26.D	

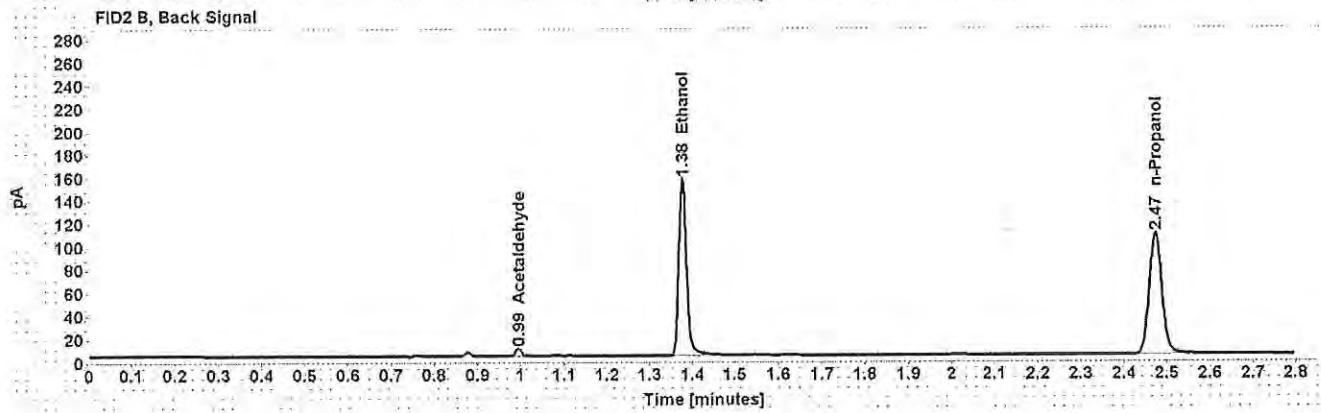
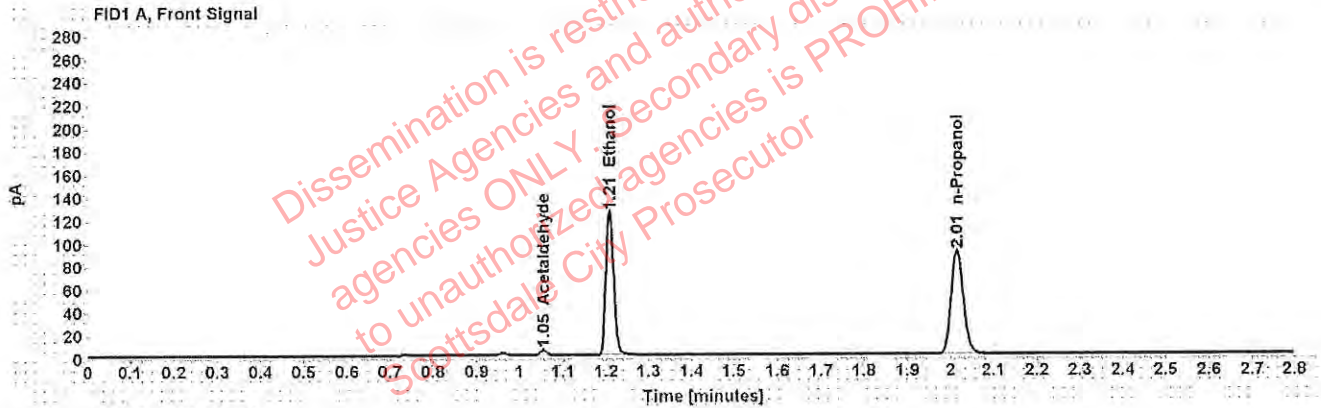


Table 1: FID 1 A (column DB-ALC1)

Compound	Amount (g/100mL)	Time (min)	Peak Area
Acetaldehyde	-----	1.055	4.688
>Ethanol	0.2495	1.209	159.111
n-Propanol	-----	2.015	180.111

Table 2: FID 2 B (column DB-ALC2)

Compound	Time (min)	Peak Area
Acetaldehyde	0.995	6.153
Ethanol	1.377	195.635
n-Propanol	2.473	217.110

Scottsdale Police Department Crime Lab Volatiles Analysis

Sample: [REDACTED]	Item number: 1236192
Injection date: 10/23/2018 4:29:44 PM	Vial: 27
Method: ethanol quant.M	Sequence: 23Oct18
Instrument: US14173023 CN14160045	Analyst: Adrian
Data file: C:\Chem32\11\Data\23Oct18\27.D	

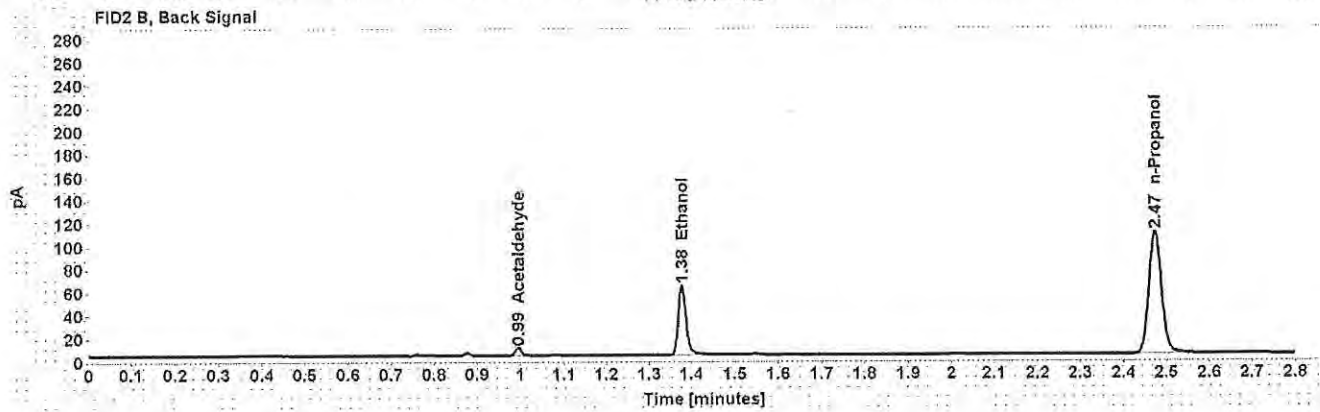
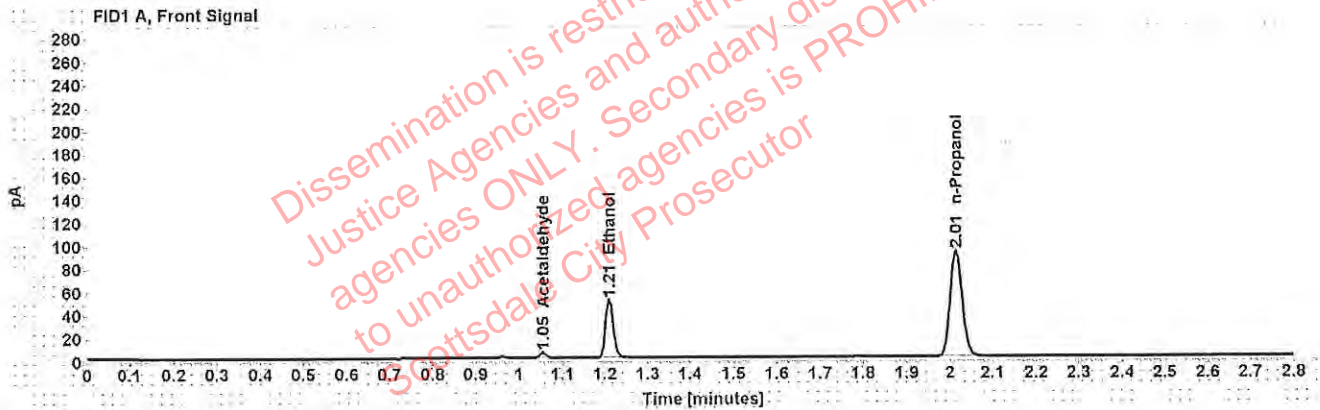


Table 1: FID 1 A (column DB-ALC1)

Compound	Amount (g/100mL)	Time (min)	Peak Area
Acetaldehyde	-----	1.055	4.812
>Ethanol	0.0995	1.210	64.083
n-Propanol	-----	2.015	182.689

Table 2: FID 2 B (column DB-ALC2)

Compound	Time (min)	Peak Area
Acetaldehyde	0.995	6.275
Ethanol	1.377	77.819
n-Propanol	2.473	219.295

Scottsdale Police Department Crime Lab Volatiles Analysis

Sample: [REDACTED]	Item number: 1236192
Injection date: 10/23/2018 4:33:44 PM	Vial: 28
Method: ethanol quant.M	Sequence: 23Oct18
Instrument: US14173023 CN14160045	Analyst: Adrian
Data file: C:\Chem32\1\Data\23Oct18\28.D	

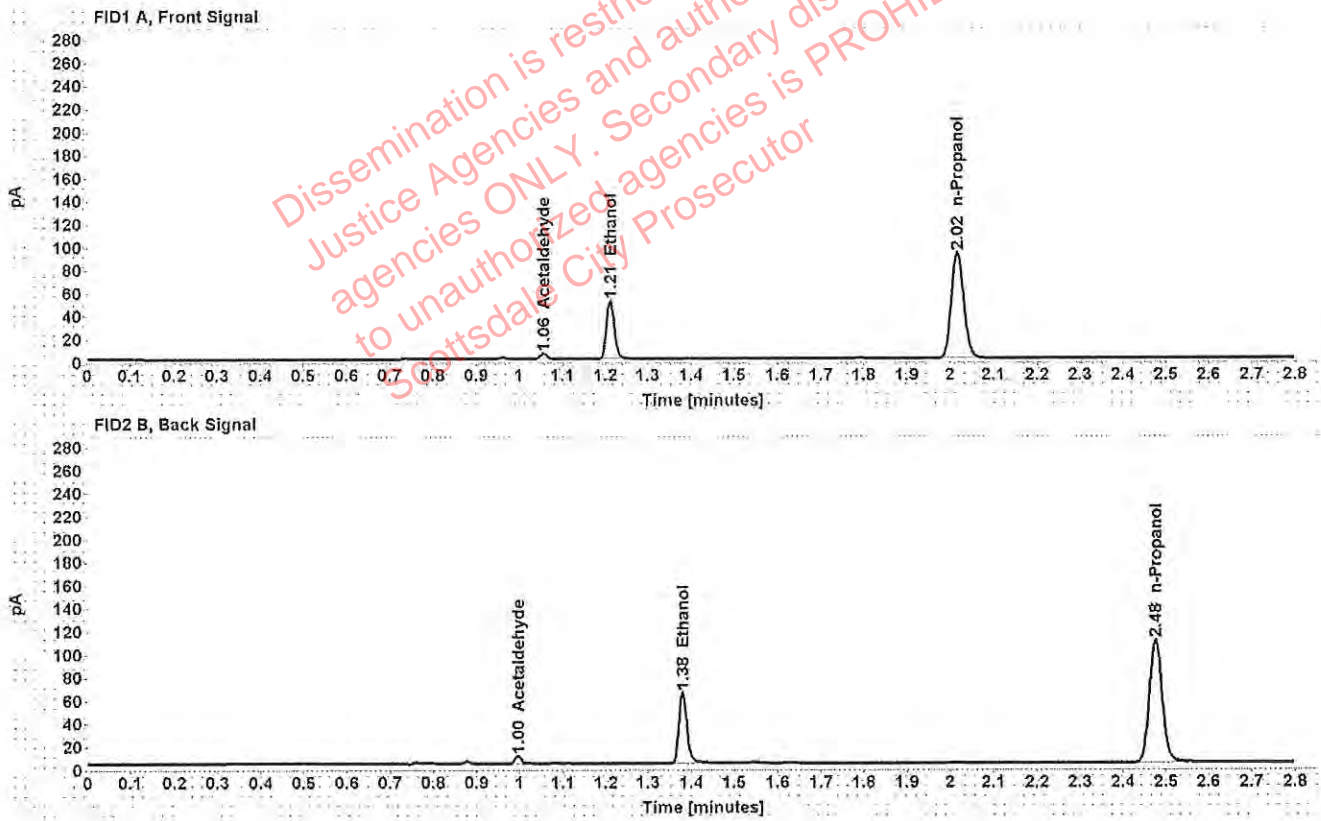


Table 1: FID 1 A (column DB-ALC1)

Compound	Amount (g/100mL)	Time (min)	Peak Area
Acetaldehyde	-----	1.056	4.783
>Ethanol	0.1009	1.211	65.305
n-Propanol	-----	2.017	183.636

Table 2: FID 2 B (column DB-ALC2)

Compound	Time (min)	Peak Area
Acetaldehyde	0.996	6.258
Ethanol	1.380	79.296
n-Propanol	2.476	220.642

Scottsdale Police Department Crime Lab Volatiles Analysis

Sample: [REDACTED]	Item number: ... 1235989
Injection date: 10/23/2018 4:37:44 PM	Vial: 29
Method: ethanol quant.M	Sequence: 23Oct18
Instrument: US14173023 CN14160045	Analyst: Adrian
Data file: C:\Chem32\1\Data\23Oct18\29.D	

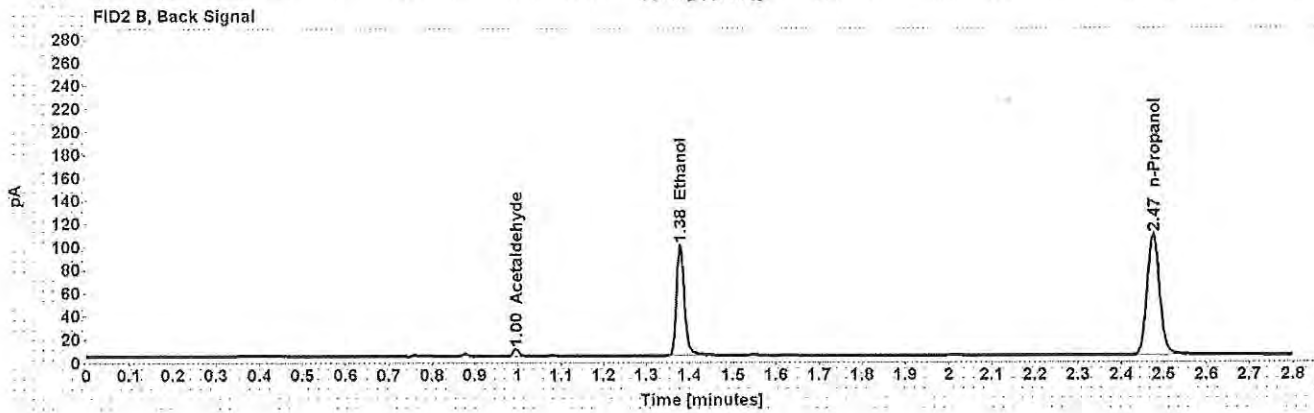
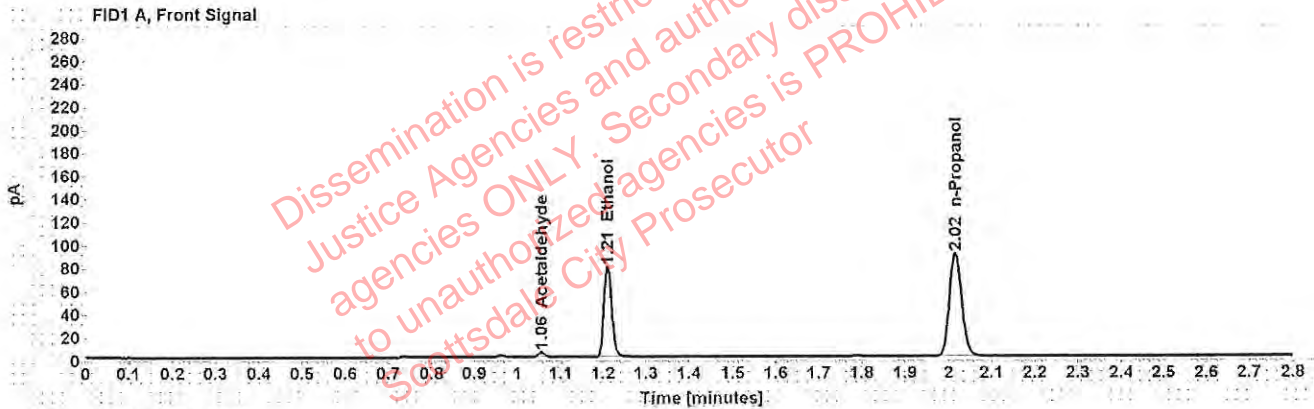


Table 1: FID 1 A (column DB-ALC1)

Compound	Amount (g/100mL)	Time (min)	Peak Area
Acetaldehyde	-----	1.056	4.317
>Ethanol	0.1586	1.210	100.364
n-Propanol	-----	2.016	179.013

Table 2: FID 2 B (column DB-ALC2)

Compound	Time (min)	Peak Area
Acetaldehyde	0.996	5.625
Ethanol	1.379	123.470
n-Propanol	2.475	214.954

Scottsdale Police Department Crime Lab Volatiles Analysis

Sample: [REDACTED]	Item number: 1235989
Injection date: 10/23/2018 4:41:44 PM	Vial: 30
Method: ethanol quant.M	Sequence: 23Oct18
Instrument: US14173023 CN14160045	Analyst: Adrian
Data file: C:\Chem32\1\Data\23Oct18\30.D	

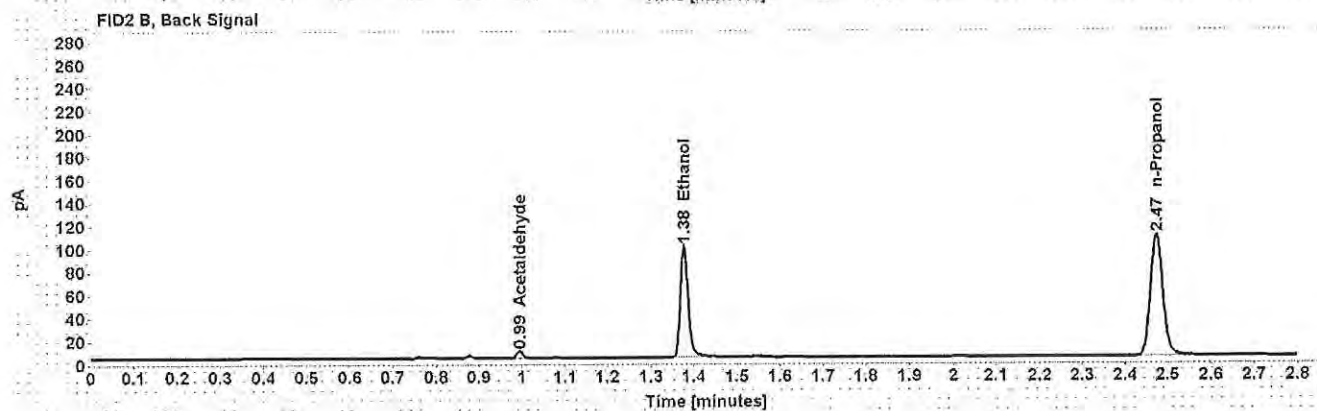
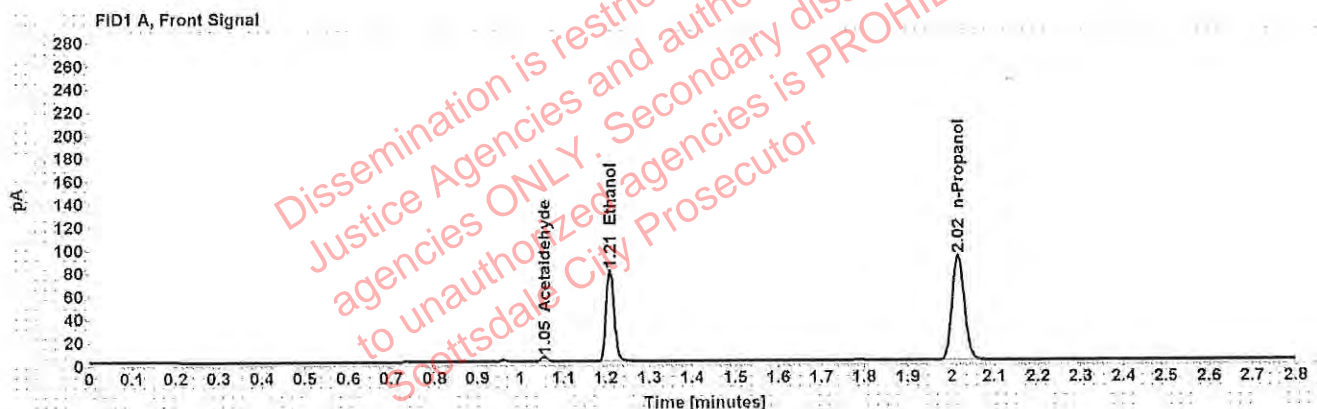


Table 1: FID 1 A (column DB-ALC1)

Compound	Amount (g/100mL)	Time (min)	Peak Area
Acetaldehyde	-----	1.055	4.443
>Ethanol	0.1576	1.209	101.228
n-Propanol	-----	2.015	181.687

Table 2: FID 2 B (column DB-ALC2)

Compound	Time (min)	Peak Area
Acetaldehyde	0.995	5.815
Ethanol	1.377	124.733
n-Propanol	2.473	218.271

Scottsdale Police Department Crime Lab Volatiles Analysis

Sample: [REDACTED]	Item number: 1236526
Injection date: 10/23/2018 4:49:59 PM	Vial: 32
Method: ethanol quant.M	Sequence: 23Oct18
Instrument: US14173023 CN14160045	Analyst: Adrian
Data file: C:\Chem32\1\Data\23Oct18\32.D	

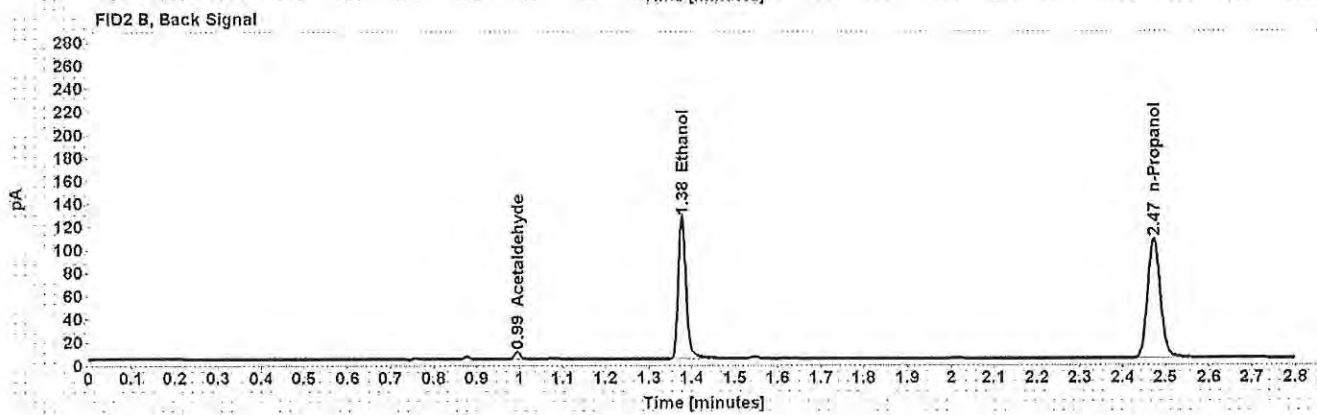
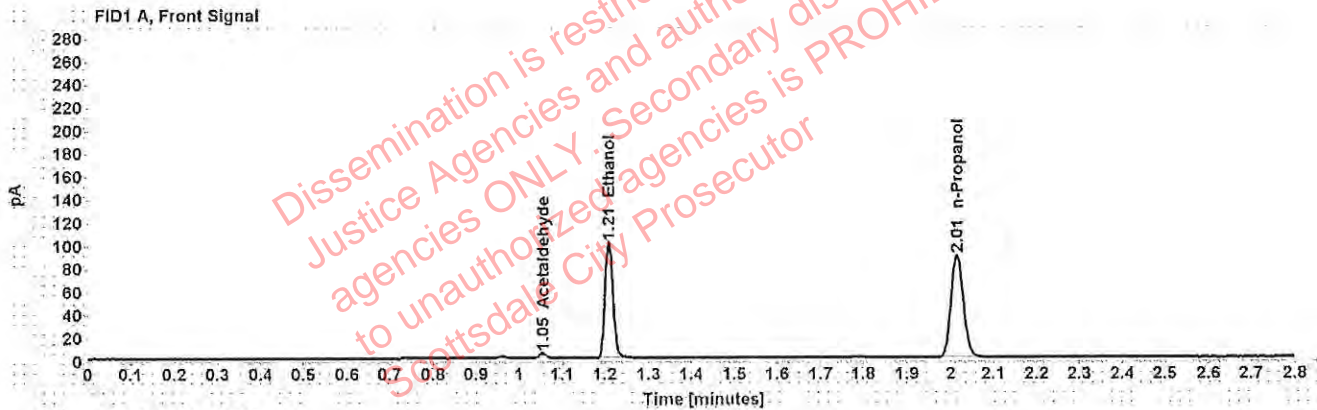


Table 1: FID 1 A (column DB-ALC1)

Compound	Amount (g/100mL)	Time (min)	Peak Area
Acetaldehyde	-----	1.055	4.621
>Ethanol	0.2038	1.209	128.194
n-Propanol	-----	2.015	177.759

Table 2: FID 2 B (column DB-ALC2)

Compound	Time (min)	Peak Area
Acetaldehyde	0.995	6.027
Ethanol	1.377	157.706
n-Propanol	2.473	212.837

Scottsdale Police Department Crime Lab Volatiles Analysis

Sample: [REDACTED]	Item number: 1236526
Injection date: 10/23/2018 4:53:59 PM	Vial: 33
Method: ethanol quant.M	Sequence: 23Oct18
Instrument: US14173023 CN14160045	Analyst: Adrian
Data file: C:\Chem32\11\Data\23Oct18\33.D	

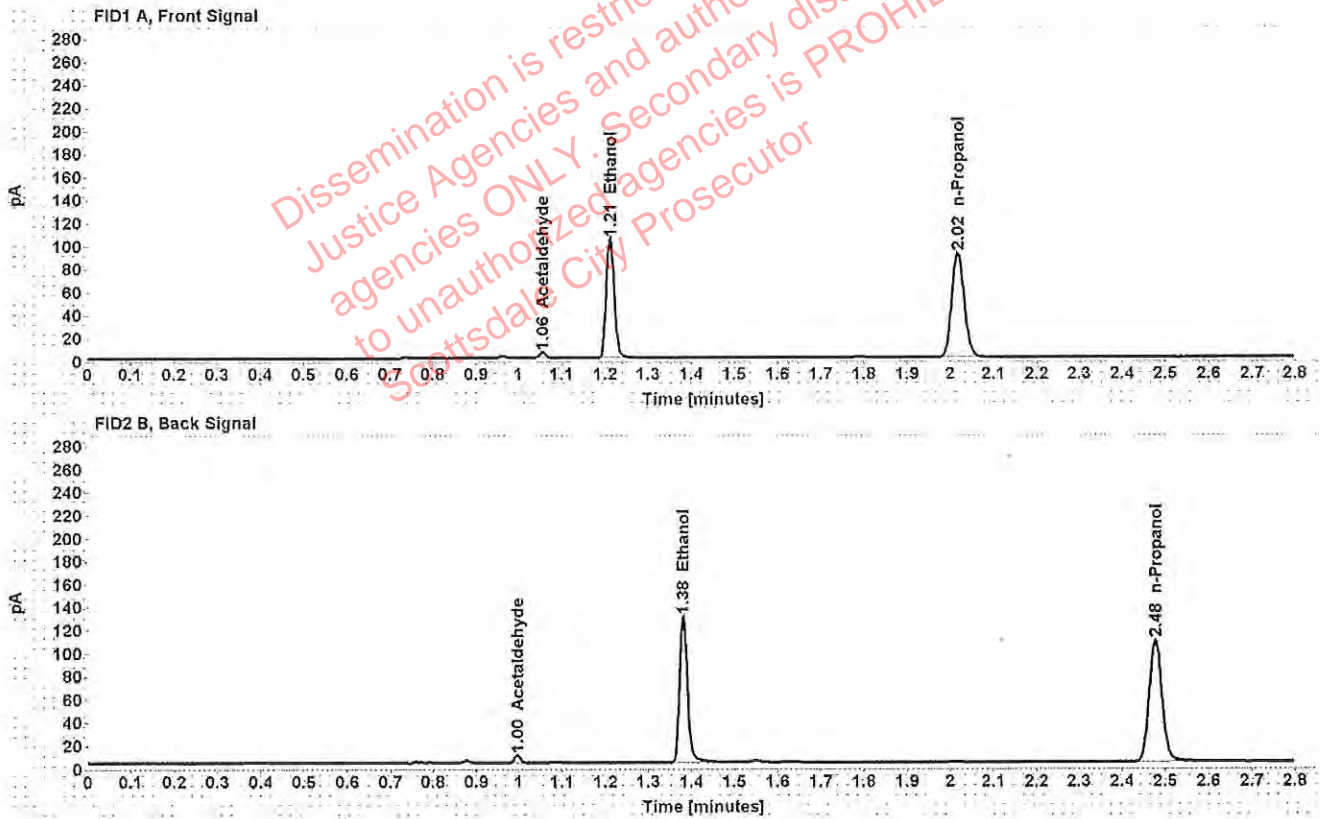


Table 1: FID 1 A (column DB-ALC1)

Compound	Amount (g/100mL)	Time (min)	Peak Area
Acetaldehyde	-----	1.056	4.784
>Ethanol	0.2082	1.211	133.704
n-Propanol	-----	2.017	181.516

Table 2: FID 2 B (column DB-ALC2)

Compound	Time (min)	Peak Area
Acetaldehyde	0.997	6.189
Ethanol	1.381	164.187
n-Propanol	2.477	217.637

Scottsdale Police Department Crime Lab Volatiles Analysis

Sample: [REDACTED]	Item number: 1236252
Injection date: 10/23/2018 4:57:59 PM	Vial: 34
Method: ethanol quant.M	Sequence: 23Oct18
Instrument: US14173023 CN14160045	Analyst: Adrian
Data file: C:\Chem32\1\Data\23Oct18\34.D	

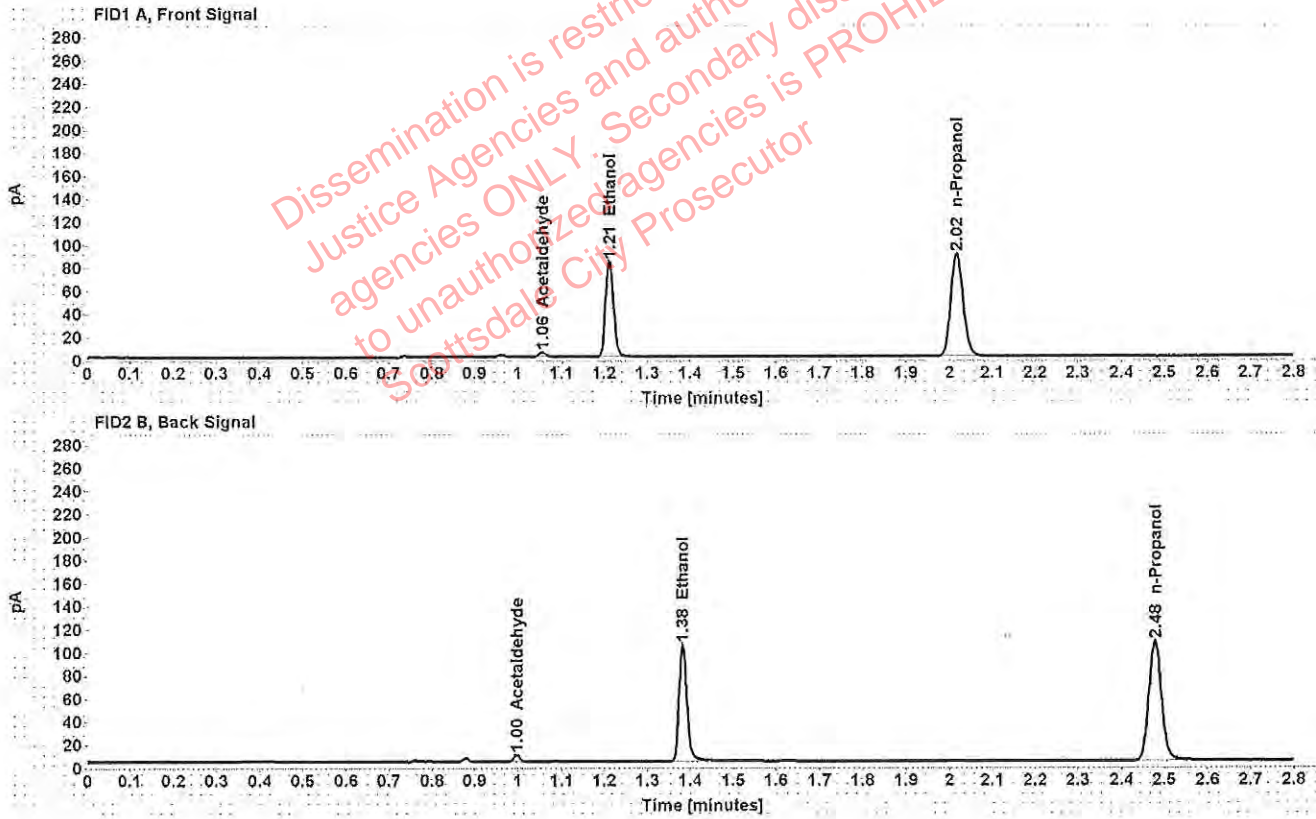


Table 1: FID 1 A (column DB-ALC1)

Compound	Amount (g/100mL)	Time (min)	Peak Area
Acetaldehyde	-----	1.056	4.150
>Ethanol	0.1701	1.212	107.268
n-Propanol	-----	2.018	178.327

Table 2: FID 2 B (column DB-ALC2)

Compound	Time (min)	Peak Area
Acetaldehyde	0.997	5.437
Ethanol	1.382	131.757
n-Propanol	2.478	214.003

Scottsdale Police Department Crime Lab Volatiles Analysis

Sample: [REDACTED]	Item number: 1236252
Injection date: 10/23/2018 5:01:59 PM	Vial: 35
Method: ethanol quant.M	Sequence: 23Oct18
Instrument: US14173023 CN14160045	Analyst: Adrian
Data file: C:\Chem32\1\Data\23Oct18\35.D	

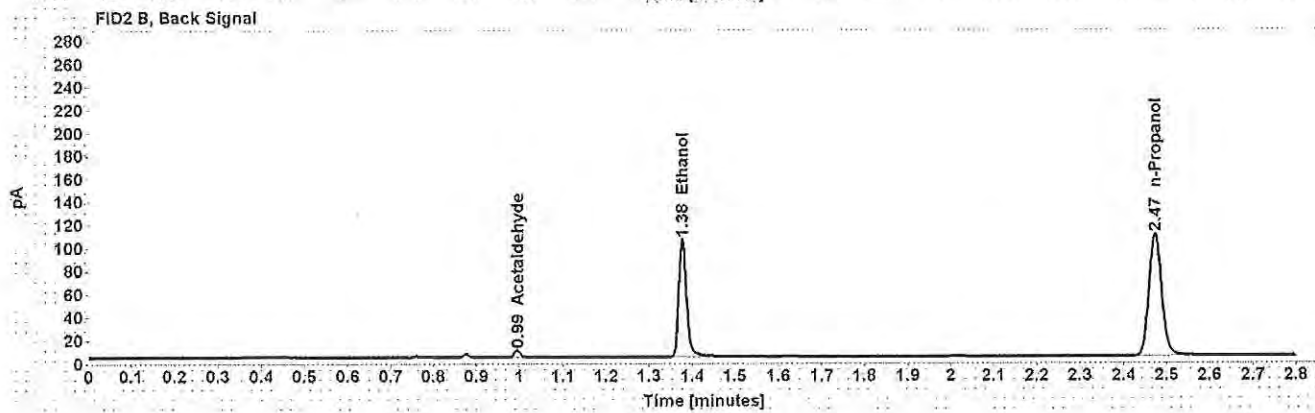
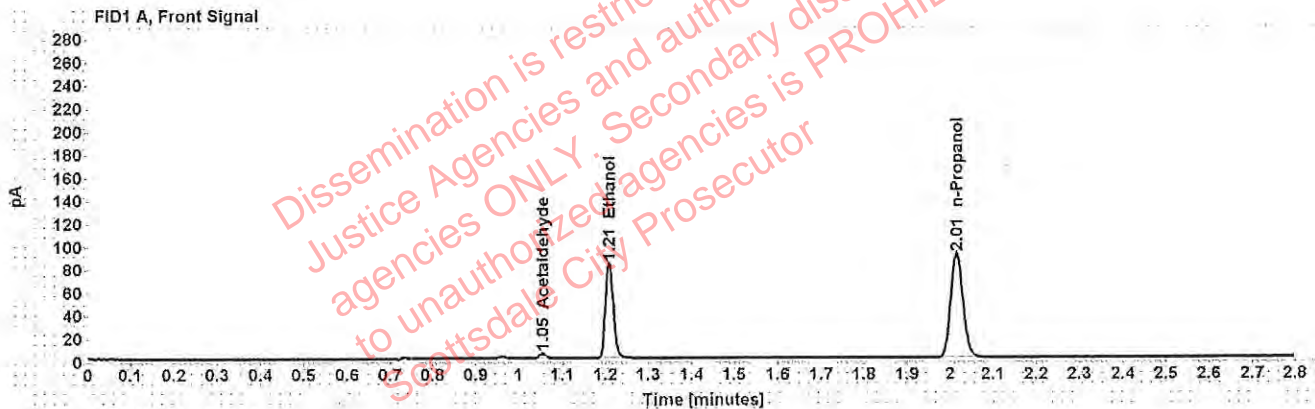


Table 1: FID 1 A (column DB-ALC1)

Compound	Amount (g/100mL)	Time (min)	Peak Area
Acetaldehyde	-----	1.055	4.314
>Ethanol	0.1657	1.209	106.169
n-Propanol	-----	2.015	181.218

Table 2: FID 2 B (column DB-ALC2)

Compound	Time (min)	Peak Area
Acetaldehyde	0.995	5.640
Ethanol	1.377	130.351
n-Propanol	2.473	217.734

Scottsdale Police Department Crime Lab Volatiles Analysis

Sample: [REDACTED]	Item number: 1211896
Injection date: 10/23/2018 5:05:59 PM	Vial: 36
Method: ethanol quant.M	Sequence: 23Oct18
Instrument: US14173023 CN14160045	Analyst: Adrian
Data file: C:\Chem32\1\Data\23Oct18\36.D	

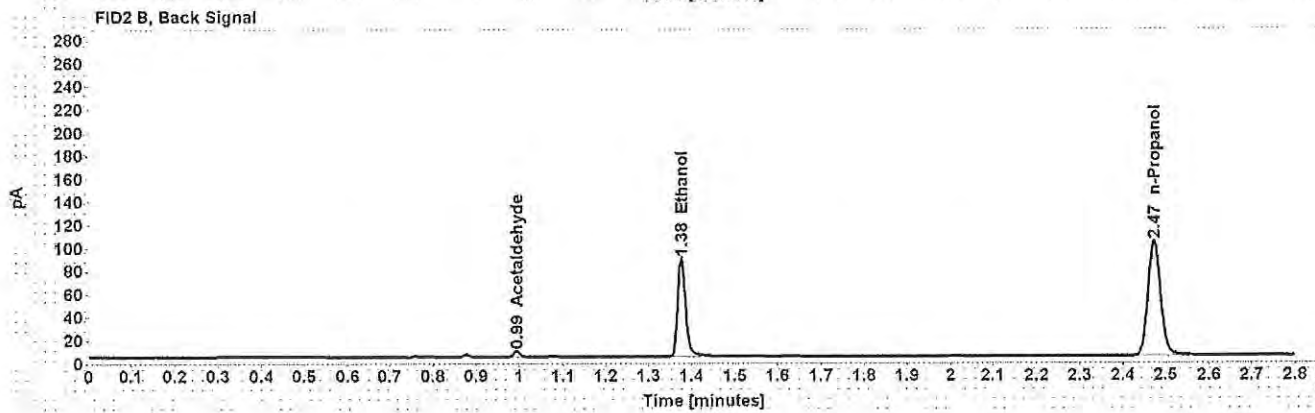
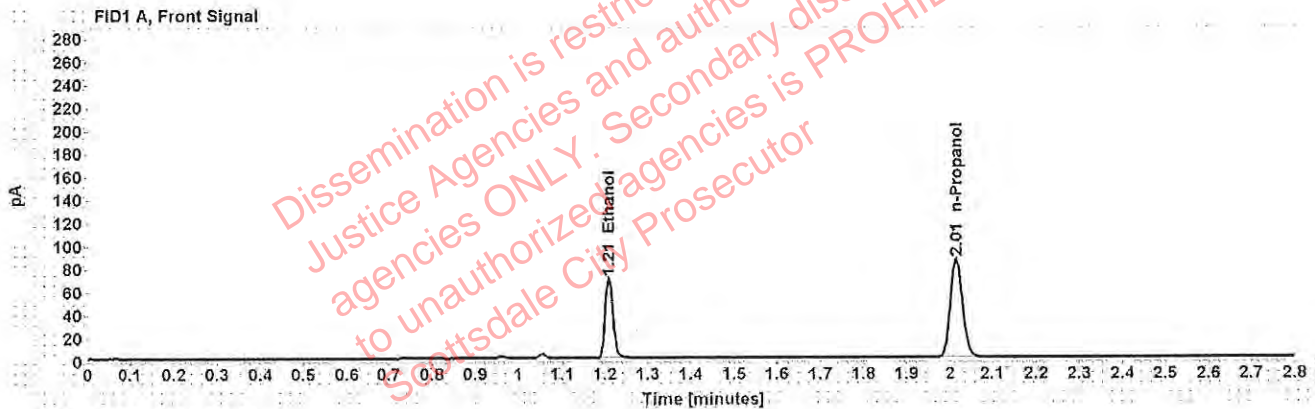


Table 1: FID 1 A (column DB-ALC1)

Compound	Amount (g/100mL)	Time (min)	Peak Area
>Ethanol	0.1480	1.209	89.271
n-Propanol	-----	2.015	170.743

Table 2: FID 2 B (column DB-ALC2)

Compound	Time (min)	Peak Area
Acetaldehyde	0.994	4.805
Ethanol	1.376	109.823
n-Propanol	2.473	205.434

Scottsdale Police Department Crime Lab Volatiles Analysis

Sample: [REDACTED]	Item number: 1211896
Injection date: 10/23/2018 5:10:14 PM	Vial: 37
Method: ethanol quant.M	Sequence: 23Oct18
Instrument: US14173023 CN14160045	Analyst: Adrian
Data file: C:\Chem32\1\Data\23Oct18\37.D	

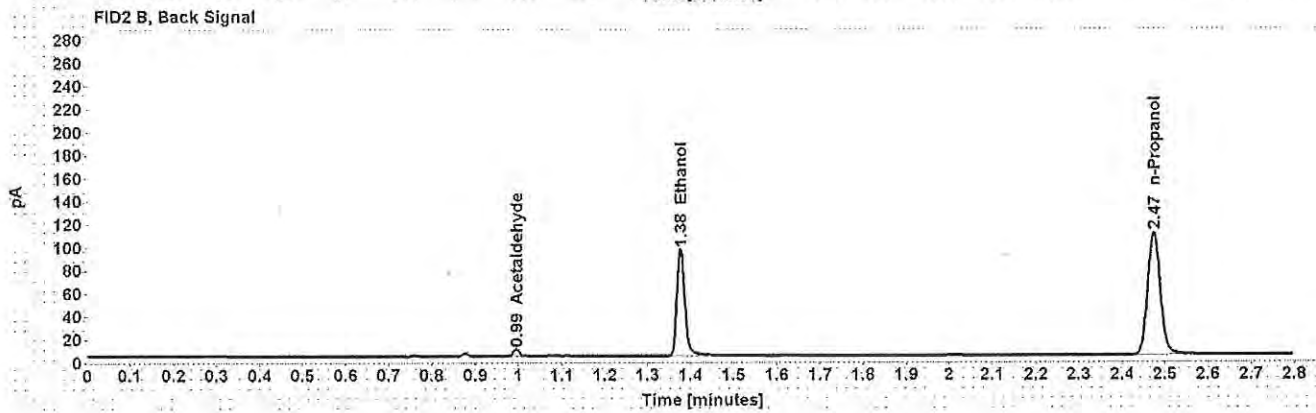
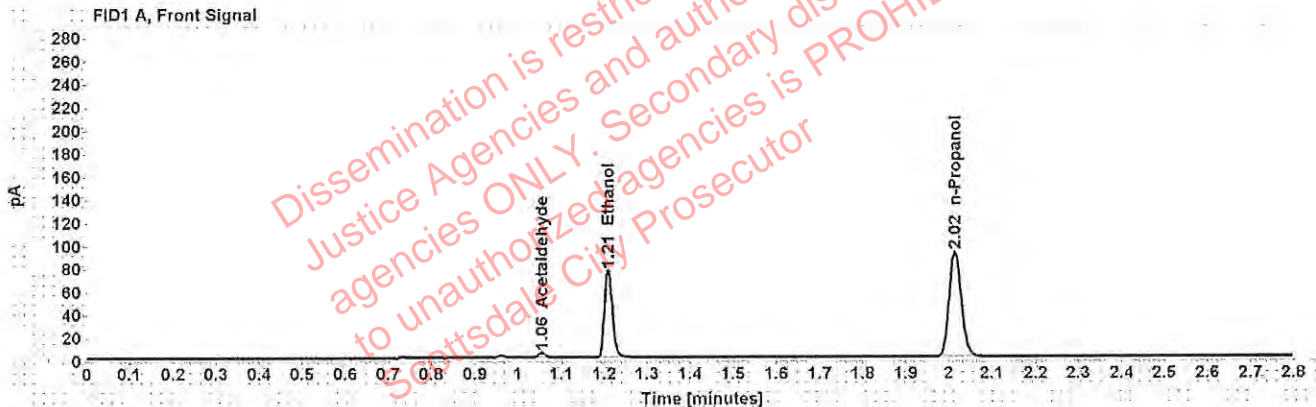


Table 1: FID 1 A (column DB-ALC1)

Compound	Amount (g/100mL)	Time (min)	Peak Area
Acetaldehyde	-----	1.055	4.330
>Ethanol	0.1507	1.209	97.391
n-Propanol	-----	2.015	182.857

Table 2: FID 2 B (column DB-ALC2)

Compound	Time (min)	Peak Area
Acetaldehyde	0.995	5.679
Ethanol	1.377	119.615
n-Propanol	2.474	220.236

Scottsdale Police Department Crime Lab Volatiles Analysis

Sample: [REDACTED]	Item number: 1238968
Injection date: 10/23/2018 5:14:14 PM	Vial: 38
Method: ethanol quant.M	Sequence: 23Oct18
Instrument: US14173023 CN14160045	Analyst: Adrian
Data file: C:\Chem32\1\Data\23Oct18\38.D	

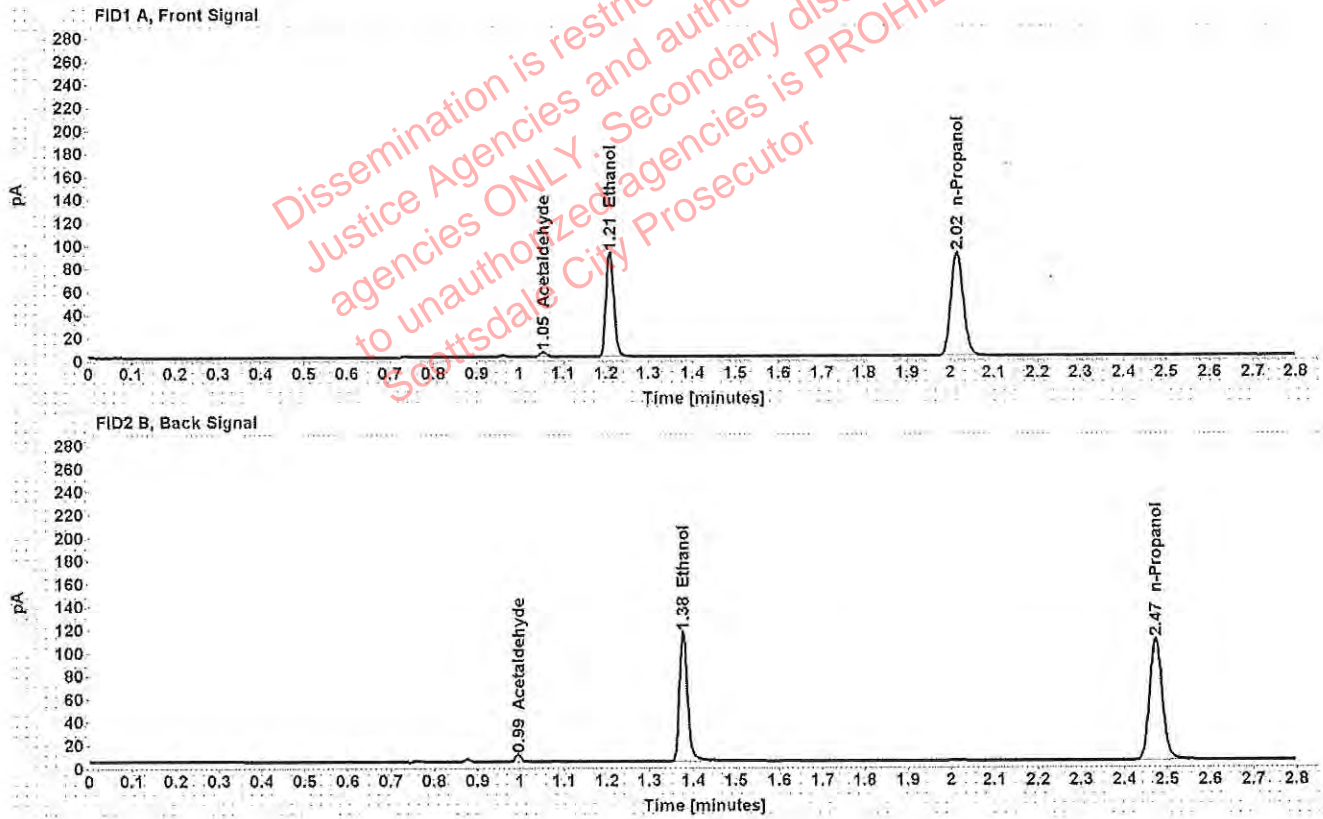


Table 1: FID 1 A (column DB-ALC1)

Compound	Amount (g/100mL)	Time (min)	Peak Area
Acetaldehyde	-----	1.055	4.348
>Ethanol	0.1827	1.209	116.256
n-Propanol	-----	2.015	179.881

Table 2: FID 2 B (column DB-ALC2)

Compound	Time (min)	Peak Area
Acetaldehyde	0.995	5.678
Ethanol	1.377	142.800
n-Propanol	2.473	216.576

Scottsdale Police Department Crime Lab Volatiles Analysis

Sample: [REDACTED]	Item number: 1238968
Injection date: 10/23/2018 5:18:14 PM	Vial: 39
Method: ethanol quant.M	Sequence: 23Oct18
Instrument: US14173023 CN14160045	Analyst: Adrian
Data file: C:\Chem32\1\Data\23Oct18\39.D	

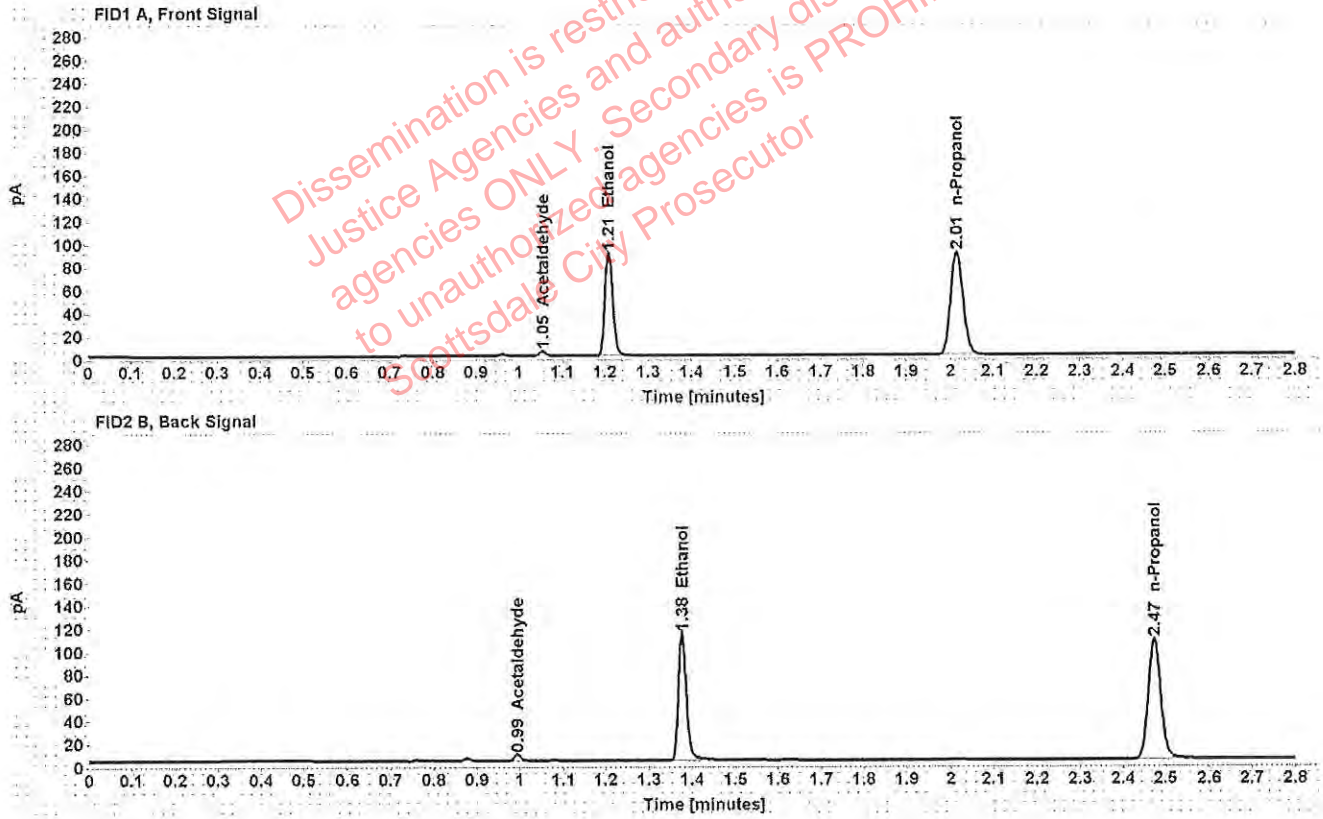


Table 1: FID 1 A (column DB-ALC1)

Compound	Amount (g/100mL)	Time (min)	Peak Area
Acetaldehyde	-----	1.055	4.132
>Ethanol	0.1818	1.209	114.900
n-Propanol	-----	2.015	178.693

Table 2: FID 2 B (column DB-ALC2)

Compound	Time (min)	Peak Area
Acetaldehyde	0.995	5.411
Ethanol	1.377	141.652
n-Propanol	2.473	215.608

Scottsdale Police Department Crime Lab Volatiles Analysis

Sample: [REDACTED]	Item number: 1240032
Injection date: 10/23/2018 5:22:14 PM	Vial: 40
Method: ethanol quant.M	Sequence: 23Oct18
Instrument: US14173023 CN14160045	Analyst: Adrian
Data file: C:\Chem32\1\Data\23Oct18\40.D	

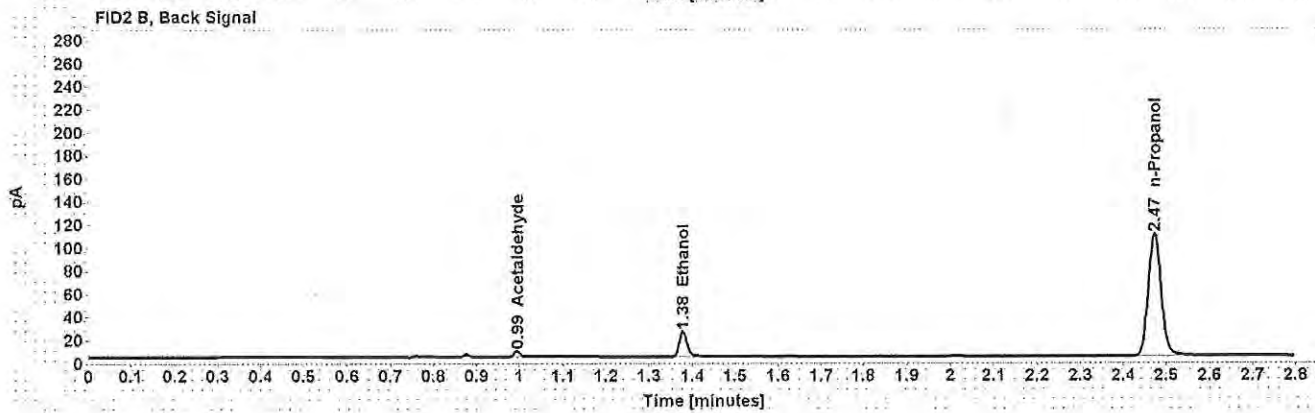
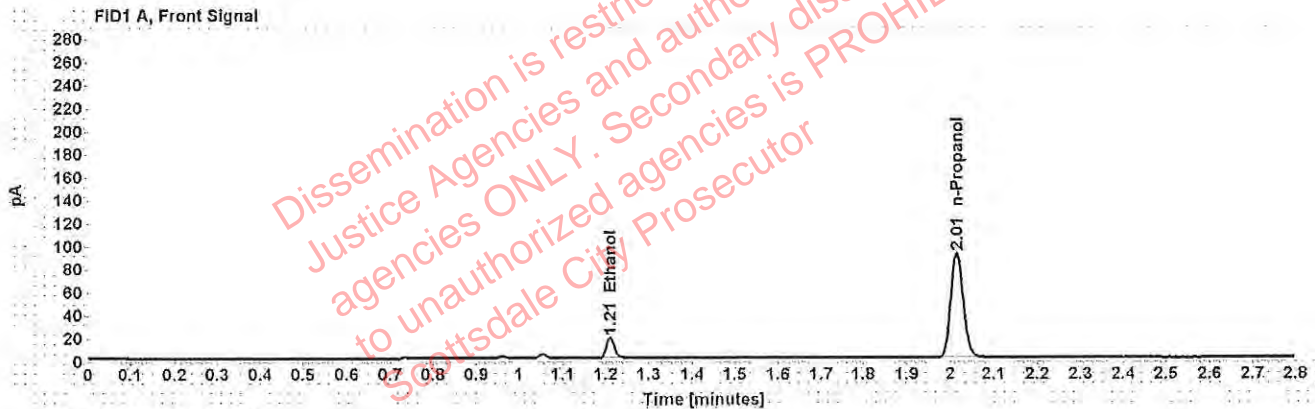


Table 1: FID 1 A (column DB-ALC1)

Compound	Amount (g/100mL)	Time (min)	Peak Area
>Ethanol	0.0362	1.211	22.895
n-Propanol	-----	2.015	181.954

Table 2: FID 2 B (column DB-ALC2)

Compound	Time (min)	Peak Area
Acetaldehyde	0.995	4.642
Ethanol	1.378	28.331
n-Propanol	2.473	219.053

Scottsdale Police Department Crime Lab Volatiles Analysis

Sample: [REDACTED]	Item number: 1240032
Injection date: 10/23/2018 5:26:14 PM	Vial: 41
Method: ethanol quant.M	Sequence: 23Oct18
Instrument: US14173023 CN14160045	Analyst: Adrian
Data file: C:\Chem32\1\Data\23Oct18\41.D	

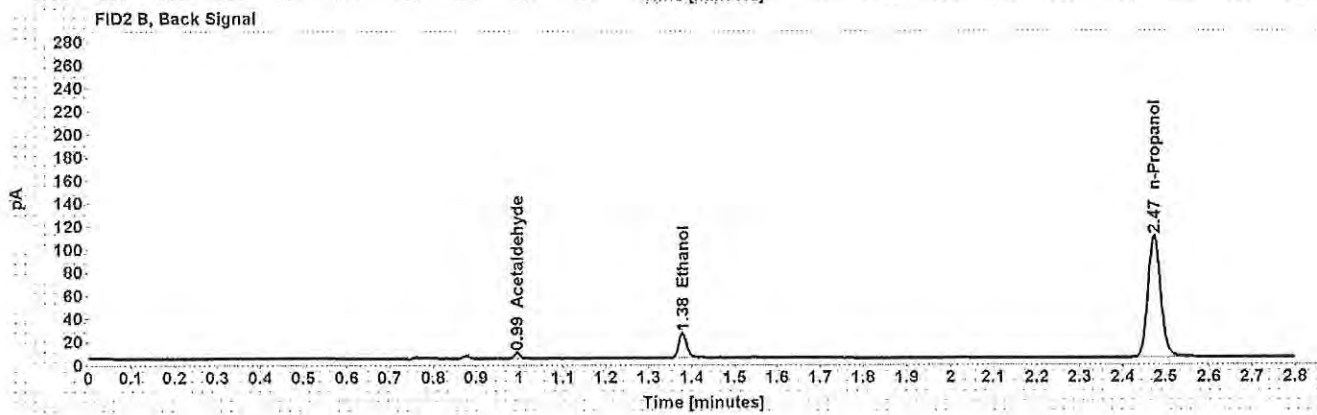
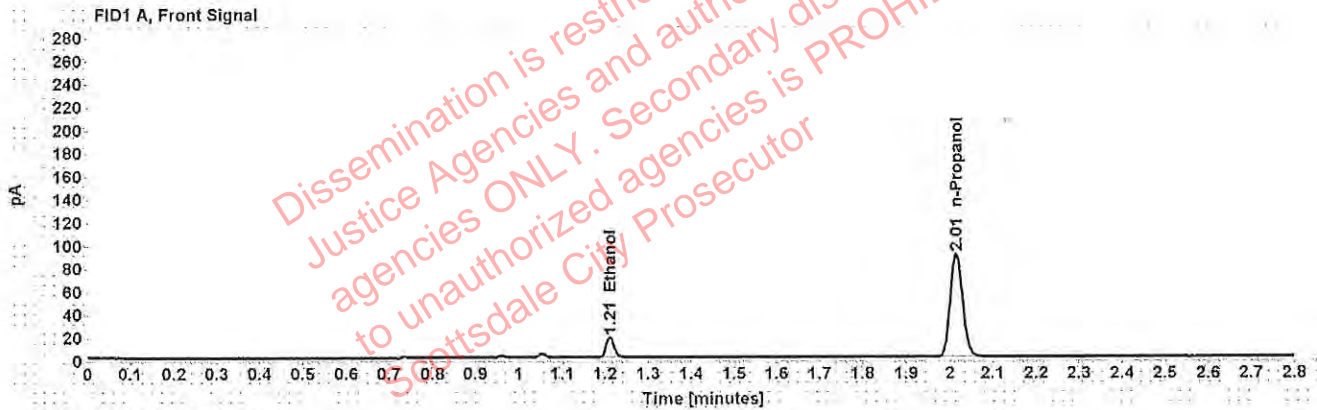


Table 1: FID 1 A (column DB-ALC1)

Compound	Amount (g/100mL)	Time (min)	Peak Area
>Ethanol	0.0362	1.211	22.649
n-Propanol	-----	2.015	180.009

Table 2: FID 2 B (column DB-ALC2)

Compound	Time (min)	Peak Area
Acetaldehyde	0.995	4.460
Ethanol	1.378	28.202
n-Propanol	2.473	217.694

Scottsdale Police Department Crime Lab Volatiles Analysis

Sample: [REDACTED]	Item number: 1209529
Injection date: 10/23/2018 5:34:30 PM	Vial: 43
Method: ethanol quant.M	Sequence: 23Oct18
Instrument: US14173023 CN14160045	Analyst: Adrian
Data file: C:\Chem32\1\Data\23Oct18\43.D	

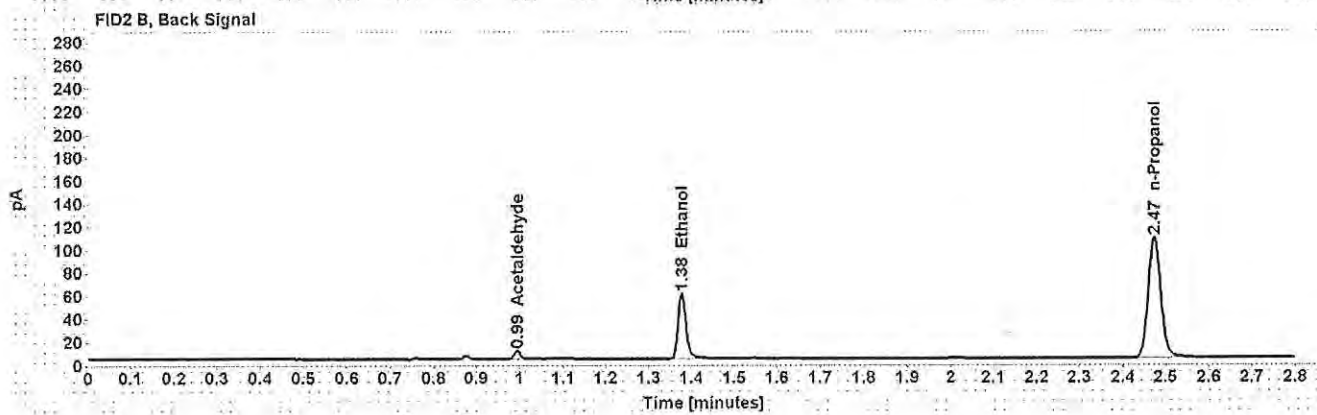
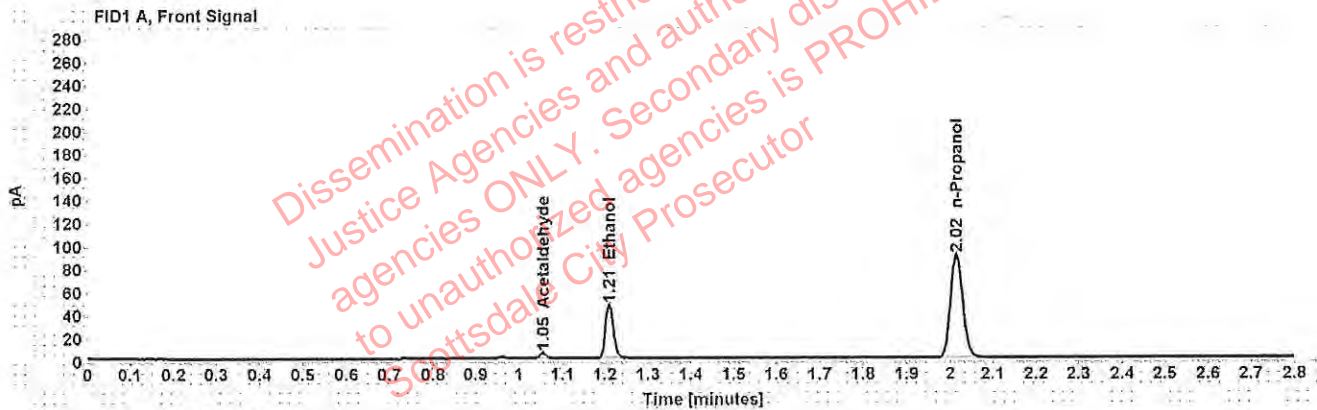


Table 1: FID 1 A (column DB-ALC1)

Compound	Amount (g/100mL)	Time (min)	Peak Area
Acetaldehyde	-----	1.055	4.990
>Ethanol	0.0949	1.210	59.850
n-Propanol	-----	2.015	179.027

Table 2: FID 2 B (column DB-ALC2)

Compound	Time (min)	Peak Area
Acetaldehyde	0.995	6.532
Ethanol	1.377	73.266
n-Propanol	2.473	215.909

Scottsdale Police Department Crime Lab Volatiles Analysis

Sample: [REDACTED]	Item number: 1209529
Injection date: 10/23/2018 5:38:29 PM	Vial: 44
Method: ethanol quant.M	Sequence: 23Oct18
Instrument: US14173023 CN14160045	Analyst: Adrian
Data file: C:\Chem3211\Data\23Oct18\44.D	

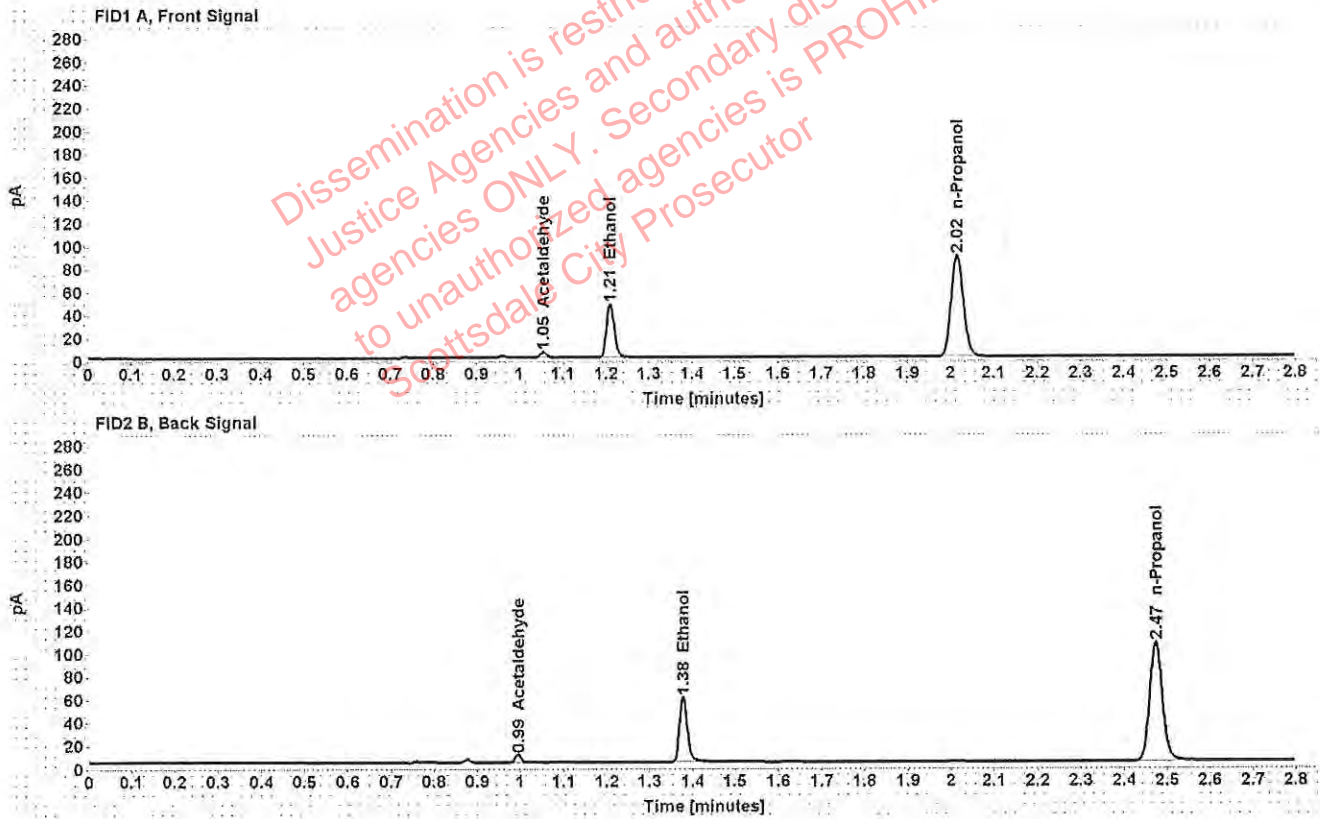


Table 1: FID 1 A (column DB-ALC1)

Compound	Amount (g/100mL)	Time (min)	Peak Area
Acetaldehyde	-----	1.055	4.930
>Ethanol	0.0954	1.210	59.352
n-Propanol	-----	2.015	176.551

Table 2: FID 2 B (column DB-ALC2)

Compound	Time (min)	Peak Area
Acetaldehyde	0.995	6.456
Ethanol	1.377	72.148
n-Propanol	2.473	213.029

Scottsdale Police Department Crime Lab Volatiles Analysis

Sample: [REDACTED]	Item number: 1205245
Injection date: 10/23/2018 5:42:29 PM	Vial: 45
Method: ethanol quant.M	Sequence: 23Oct18
Instrument: US14173023 CN14160045	Analyst: Adrian
Data file: C:\Chem32\1\Data\23Oct18\45.D	

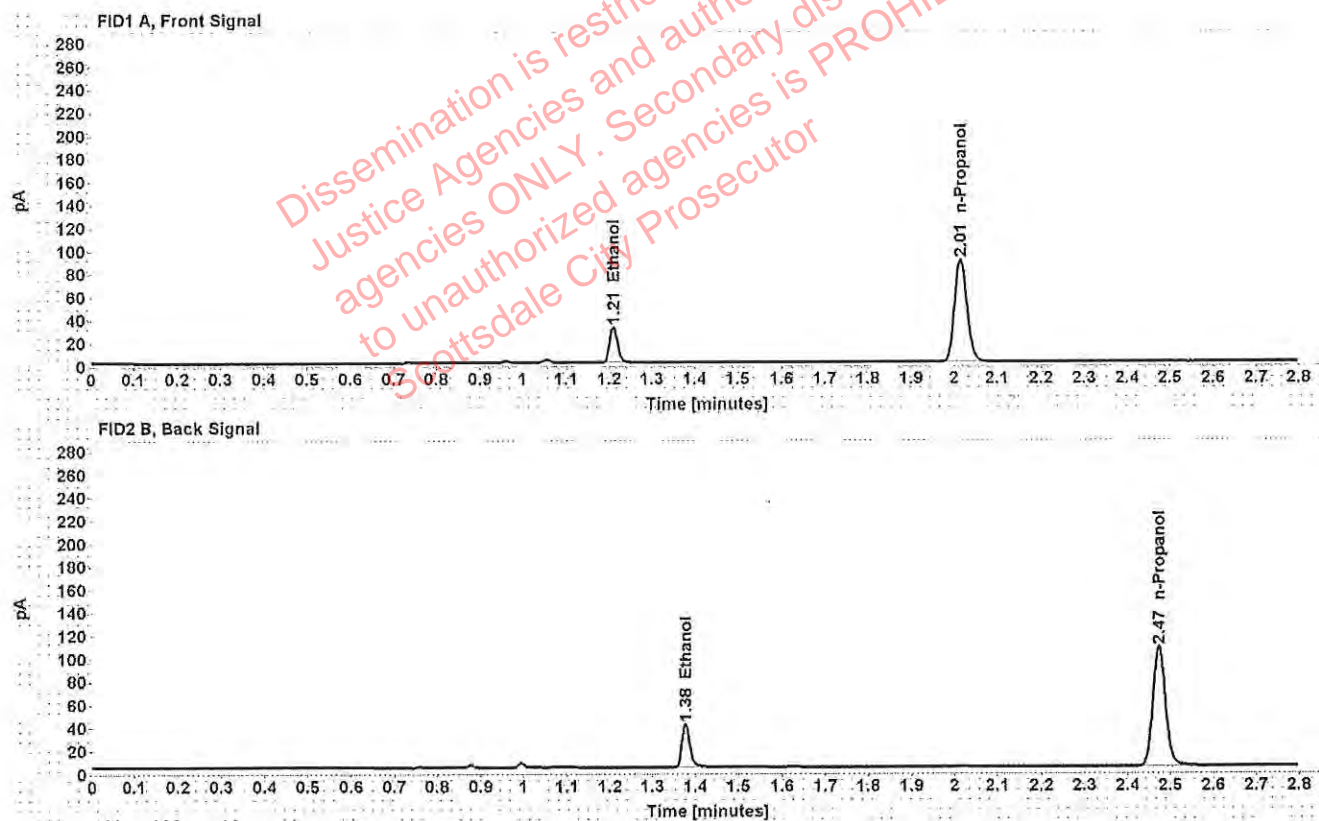


Table 1: FID 1 A (column DB-ALC1)

Compound	Amount (g/100mL)	Time (min)	Peak Area
>Ethanol	0.0635	1.210	39.615
n-Propanol	-----	2.015	177.848

Table 2: FID 2 B (column DB-ALC2)

Compound	Time (min)	Peak Area
Ethanol	1.377	48.160
n-Propanol	2.473	214.700

Scottsdale Police Department Crime Lab Volatiles Analysis

Sample: [REDACTED]	Item number: 1205245
Injection date: 10/23/2018 5:46:29 PM	Vial: 46
Method: ethanol quant.M	Sequence: 23Oct18
Instrument: US14173023 CN14160045	Analyst: Adrian
Data file: C:\Chem32\1\Data\23Oct18\46.D	

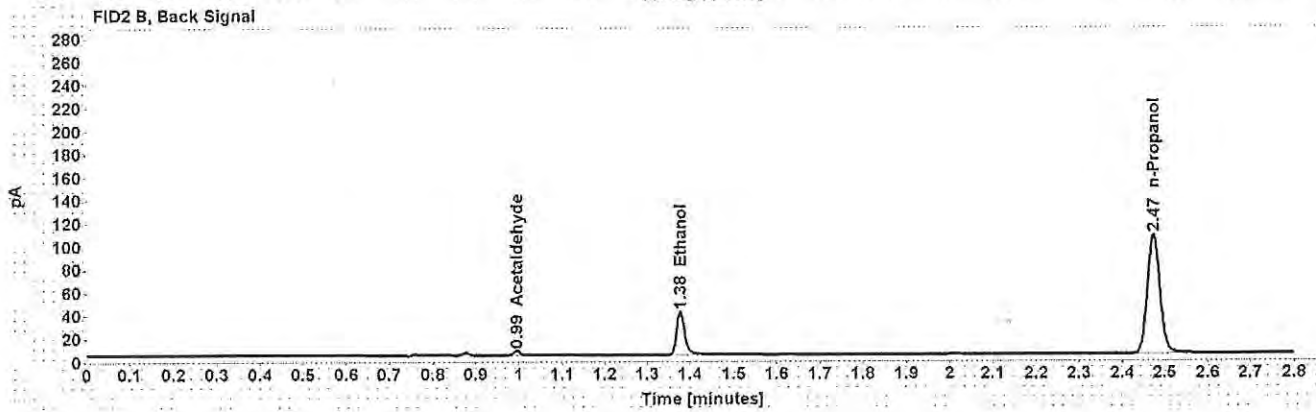
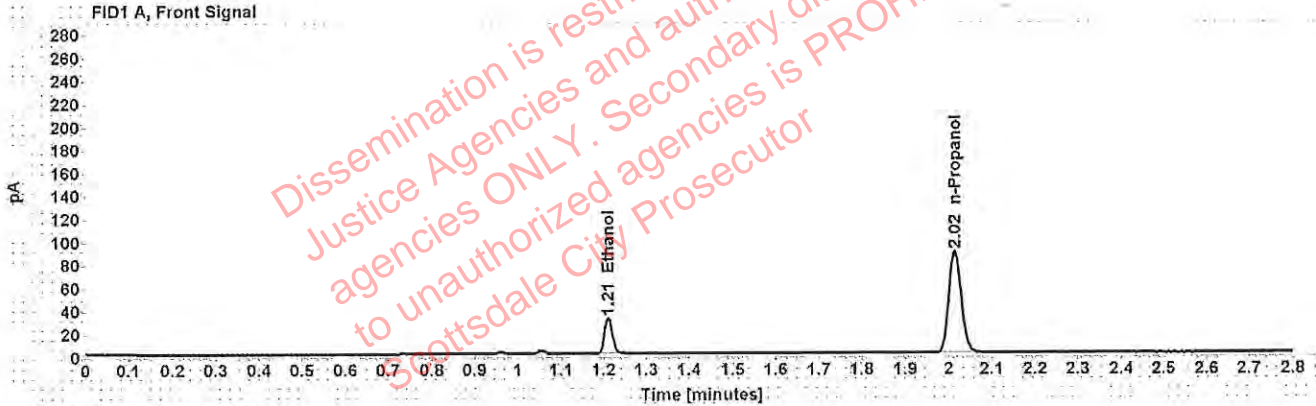


Table 1: FID 1 A (column DB-ALC1)

Compound	Amount (g/100mL)	Time (min)	Peak Area
>Ethanol	0.0639	1.210	39.676
n-Propanol	-----	2.015	177.007

Table 2: FID 2 B (column DB-ALC2)

Compound	Time (min)	Peak Area
Acetaldehyde	0.995	3.768
Ethanol	1.378	48.260
n-Propanol	2.473	213.570

Scottsdale Police Department Crime Lab Volatiles Analysis

Sample: [REDACTED]	Item number: 1216437
Injection date: 10/23/2018 5:50:29 PM	Vial: 47
Method: ethanol quant.M	Sequence: 23Oct18
Instrument: US14173023 CN14160045	Analyst: Adrian
Data file: C:\Chem32\1\Data\23Oct18\47.D	

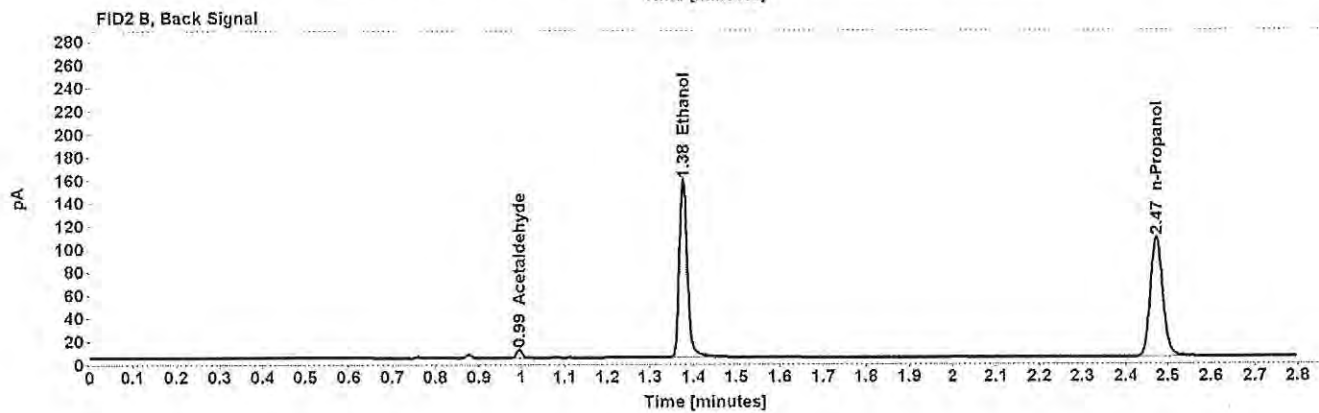
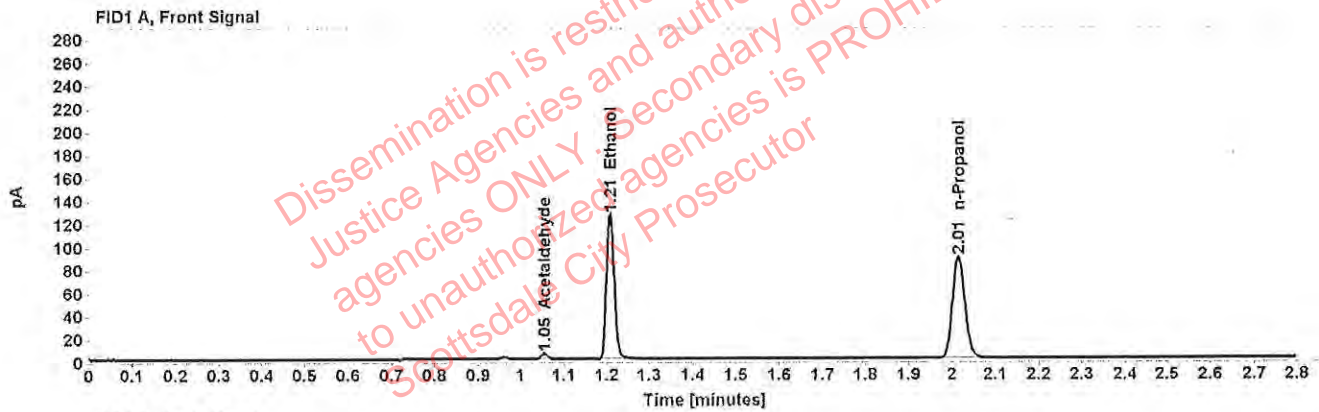


Table 1: FID 1 A (column DB-ALC1)

Compound	Amount (g/100mL)	Time (min)	Peak Area
Acetaldehyde	-----	1.055	5.002
>Ethanol	0.2559	1.208	159.846
n-Propanol	-----	2.015	176.420

Table 2: FID 2 B (column DB-ALC2)

Compound	Time (min)	Peak Area
Acetaldehyde	0.994	6.535
Ethanol	1.376	197.537
n-Propanol	2.473	213.515

Scottsdale Police Department Crime Lab Volatiles Analysis

Sample: [REDACTED]	Item number: 1216437
Injection date: 10/23/2018 5:54:29 PM	Vial: 48
Method: ethanol quant.M	Sequence: 23Oct18
Instrument: US14173023 CN14160045	Analyst: Adrian
Data file: C:\Chem32\11\Data\23Oct18\48.D	

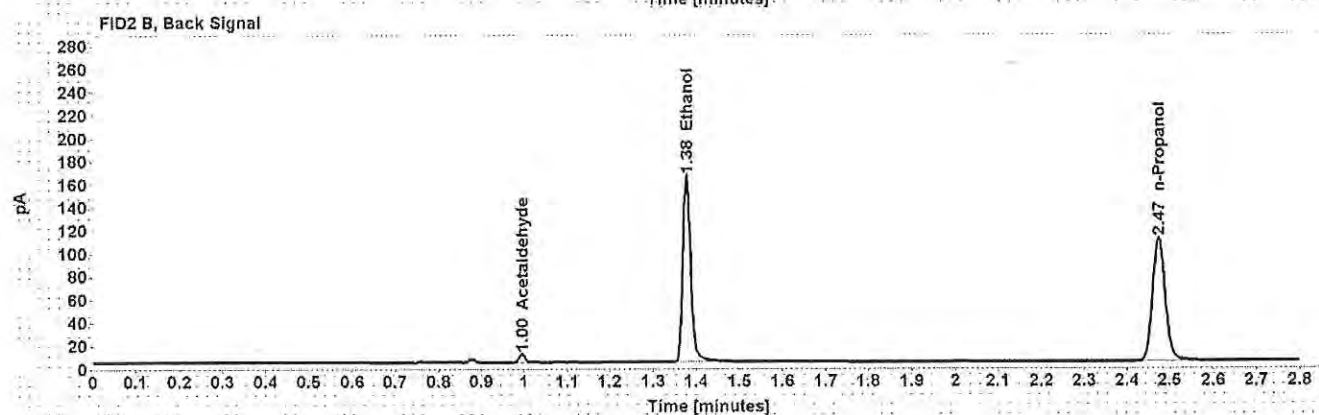
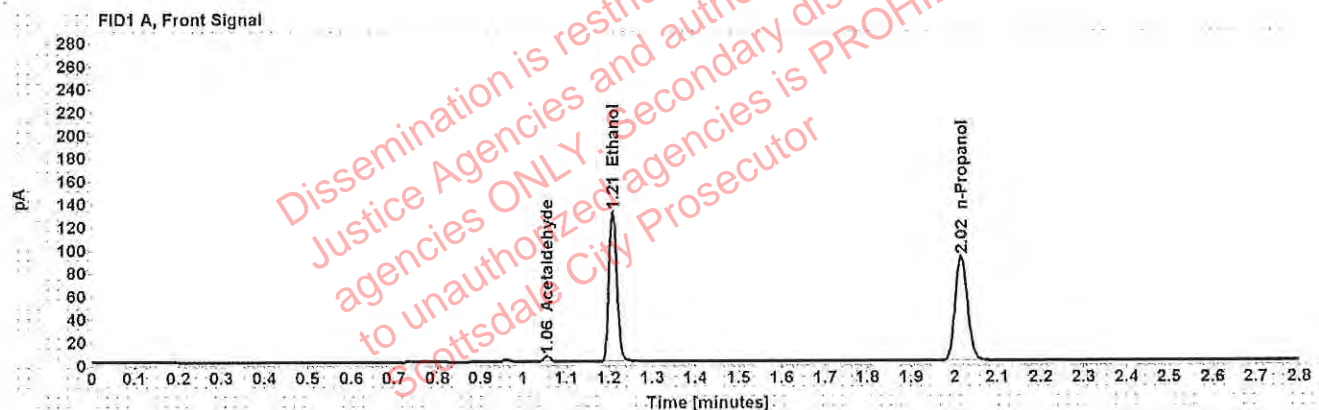


Table 1: FID 1 A (column DB-ALC1)

Compound	Amount (g/100mL)	Time (min)	Peak Area
Acetaldehyde	-----	1.055	5.143
>Ethanol	0.2602	1.209	167.284
n-Propanol	-----	2.016	181.562

Table 2: FID 2 B (column DB-ALC2)

Compound	Time (min)	Peak Area
Acetaldehyde	0.995	6.747
Ethanol	1.378	206.562
n-Propanol	2.474	220.187

Scottsdale Police Department Crime Lab Volatiles Analysis

Sample: [REDACTED]	Item number: 1237698
Injection date: 10/23/2018 5:58:44 PM	Vial: 49
Method: ethanol quant.M	Sequence: 23Oct18
Instrument: US14173023 CN14160045	Analyst: Adrian
Data file: C:\Chem3211\Data\23Oct18\49.D	

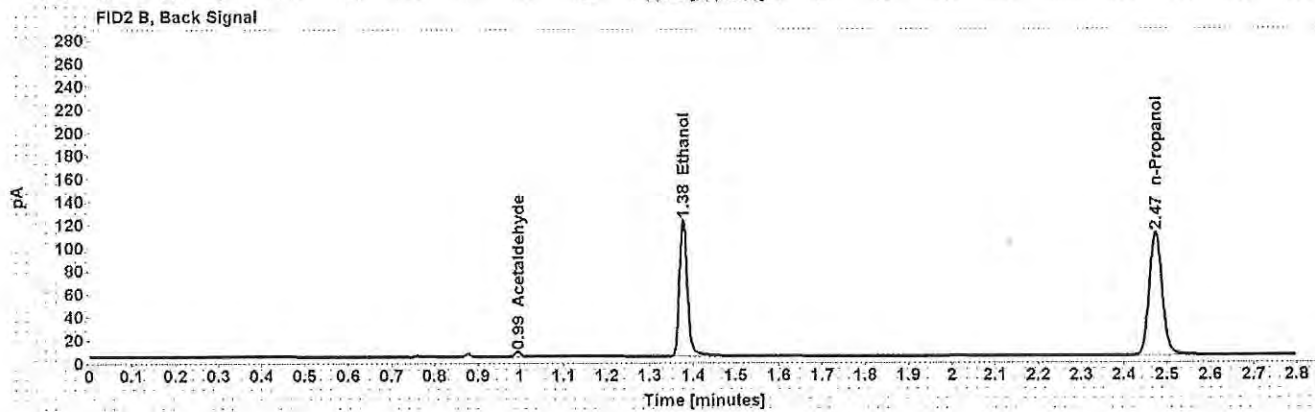
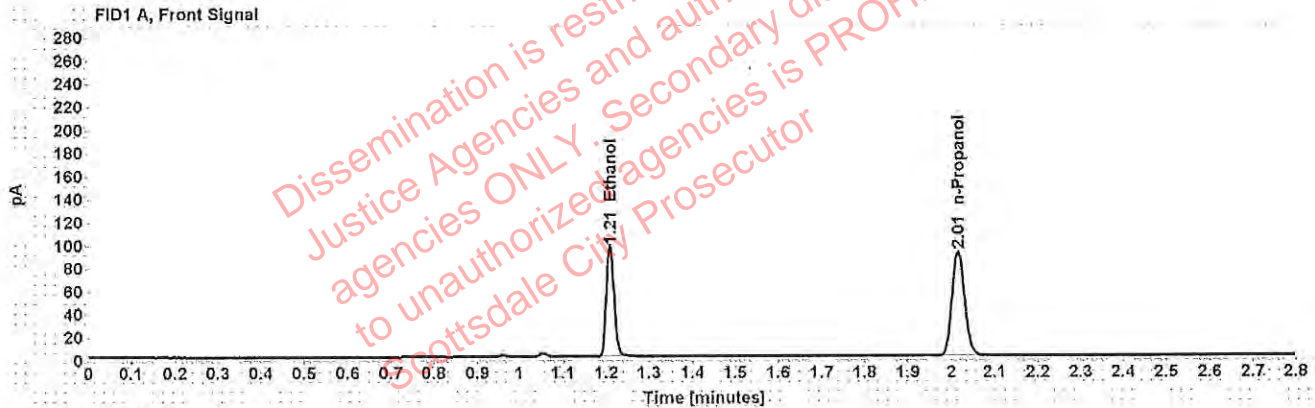


Table 1: FID 1 A (column DB-ALC1)

Compound	Amount (g/100mL)	Time (min)	Peak Area
>Ethanol	0.1905	1.209	122.735
n-Propanol	-----	2.015	182.111

Table 2: FID 2 B (column DB-ALC2)

Compound	Time (min)	Peak Area
Acetaldehyde	0.995	4.076
Ethanol	1.377	151.361
n-Propanol	2.473	220.289

Scottsdale Police Department Crime Lab Volatiles Analysis

Sample: [REDACTED]	Item number: 1237698
Injection date: 10/23/2018 6:02:44 PM	Vial: 50
Method: ethanol quant.M	Sequence: 23Oct18
Instrument: US14173023 CN14160045	Analyst: Adrian
Data file: C:\Chem3211\Data\23Oct18\50.D	

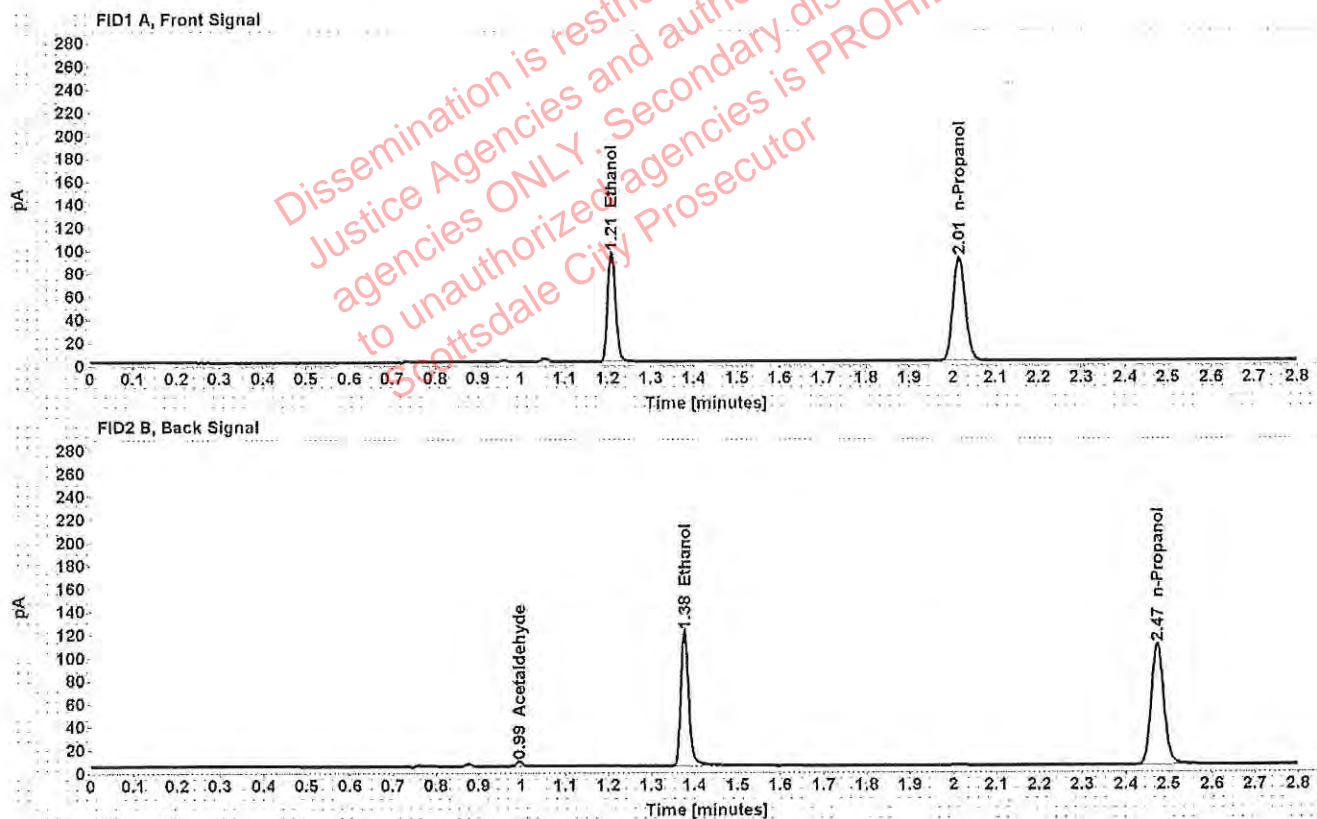


Table 1: FID 1 A (column DB-ALC1)

Compound	Amount (g/100mL)	Time (min)	Peak Area
>Ethanol	0.1903	1.209	121.175
n-Propanol	-----	2.015	180.049

Table 2: FID 2 B (column DB-ALC2)

Compound	Time (min)	Peak Area
Acetaldehyde	0.994	3.842
Ethanol	1.377	149.763
n-Propanol	2.473	217.438

Scottsdale Police Department Crime Lab Volatiles Analysis

Sample: [REDACTED]	Item number: 1238064
Injection date: 10/23/2018 6:06:44 PM	Vial: 51
Method: ethanol quant.M	Sequence: 23Oct18
Instrument: US14173023 CN14160045	Analyst: Adrian
Data file: C:\Chem32\11\Data\23Oct18\51.D	

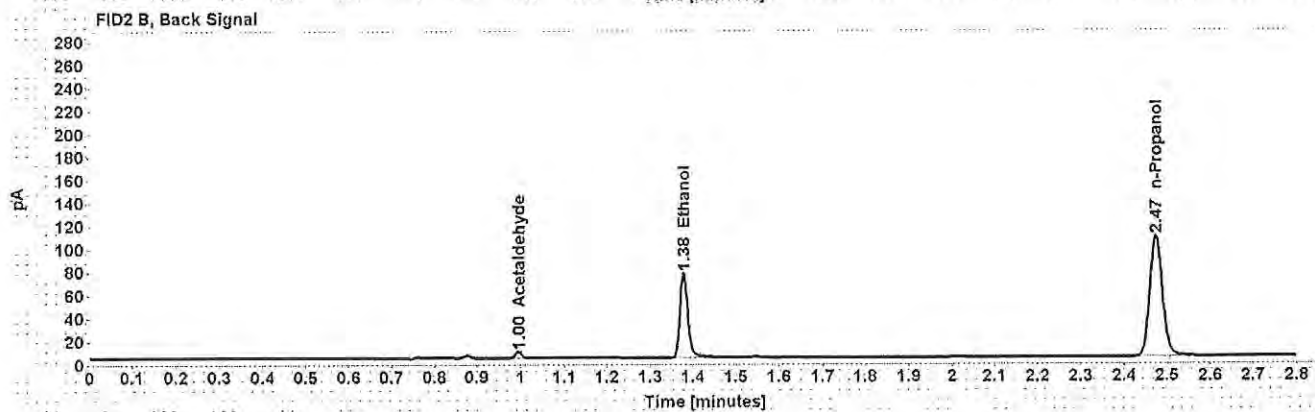
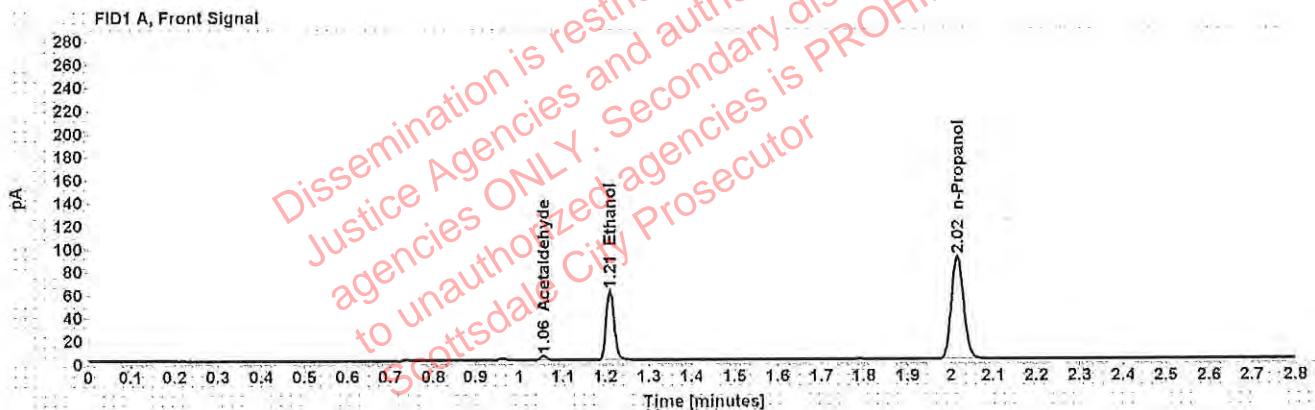


Table 1: FID 1 A (column DB-ALC1)

Compound	Amount (g/100mL)	Time (min)	Peak Area
Acetaldehyde	-----	1.055	4.023
>Ethanol	0.1220	1.210	76.930
n-Propanol	-----	2.016	178.604

Table 2: FID 2 B (column DB-ALC2)

Compound	Time (min)	Peak Area
Acetaldehyde	0.995	5.265
Ethanol	1.378	93.948
n-Propanol	2.474	215.363

Scottsdale Police Department Crime Lab Volatiles Analysis

Sample: [REDACTED]	Item number: 1238064
Injection date: 10/23/2018 6:10:44 PM	Vial: 52
Method: ethanol quant.M	Sequence: 23Oct18
Instrument: US14173023 CN14160045	Analyst: Adrian
Data file: C:\Chem3211\Data\23Oct18\52.D	

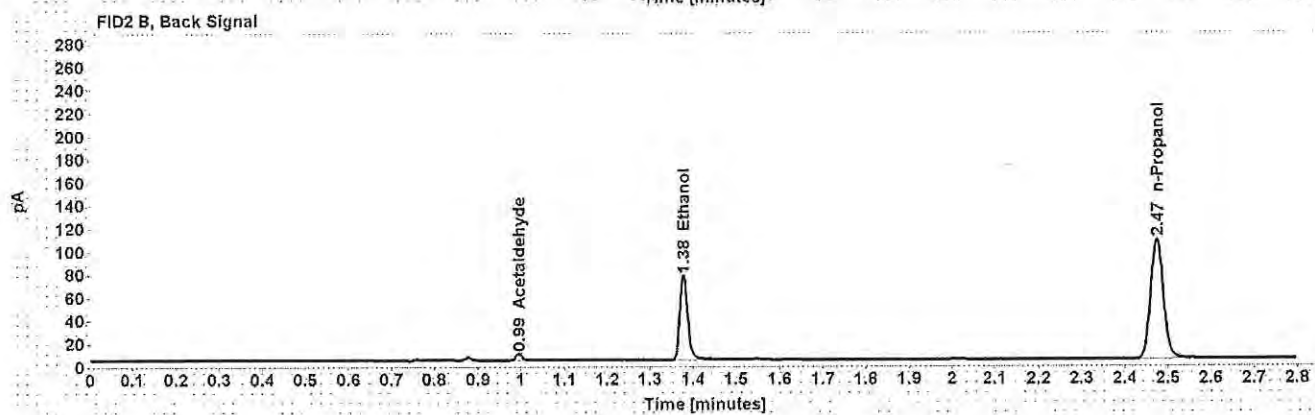
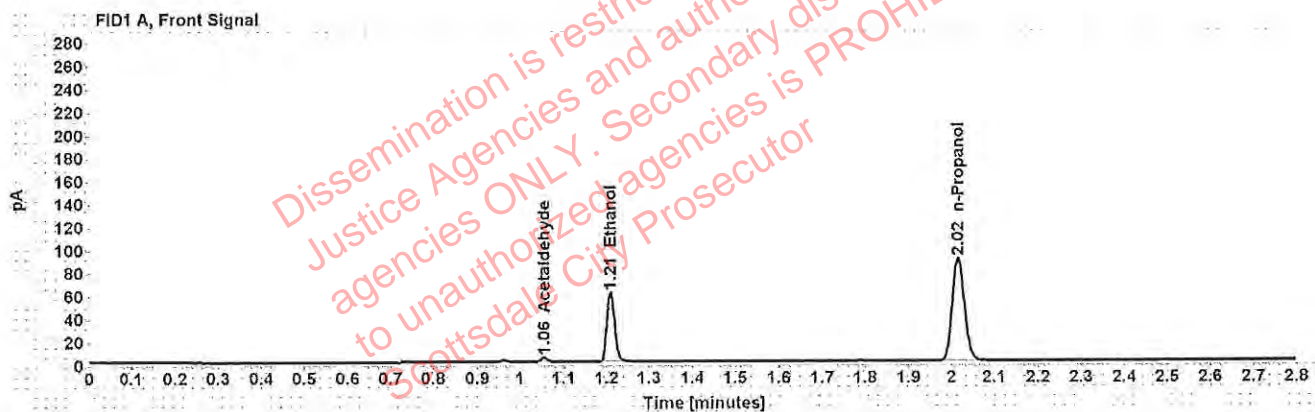


Table 1: FID 1 A (column DB-ALC1)

Compound	Amount (g/100mL)	Time (min)	Peak Area
Acetaldehyde	-----	1.055	4.082
>Ethanol	0.1221	1.210	77.035
n-Propanol	-----	2.015	178.692

Table 2: FID 2 B (column DB-ALC2)

Compound	Time (min)	Peak Area
Acetaldehyde	0.995	5.343
Ethanol	1.377	94.799
n-Propanol	2.474	215.523

Scottsdale Police Department Crime Lab Volatiles Analysis

Sample: [REDACTED]	Item number: 1237514
Injection date: 10/23/2018 6:18:44 PM	Vial: 54
Method: ethanol quant.M	Sequence: 23Oct18
Instrument: US14173023 CN14160045	Analyst: Adrian
Data file: C:\Chem3211\Data\23Oct18\54.D	

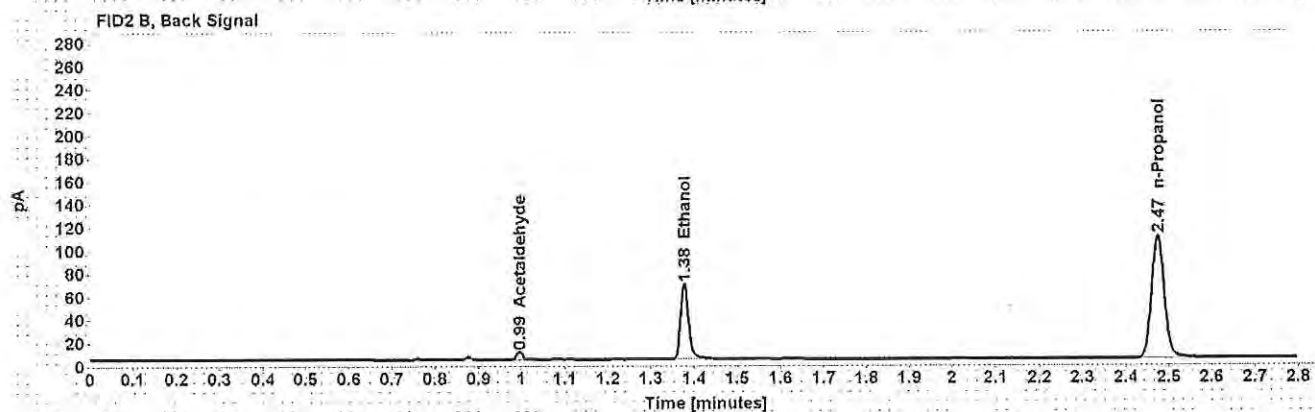
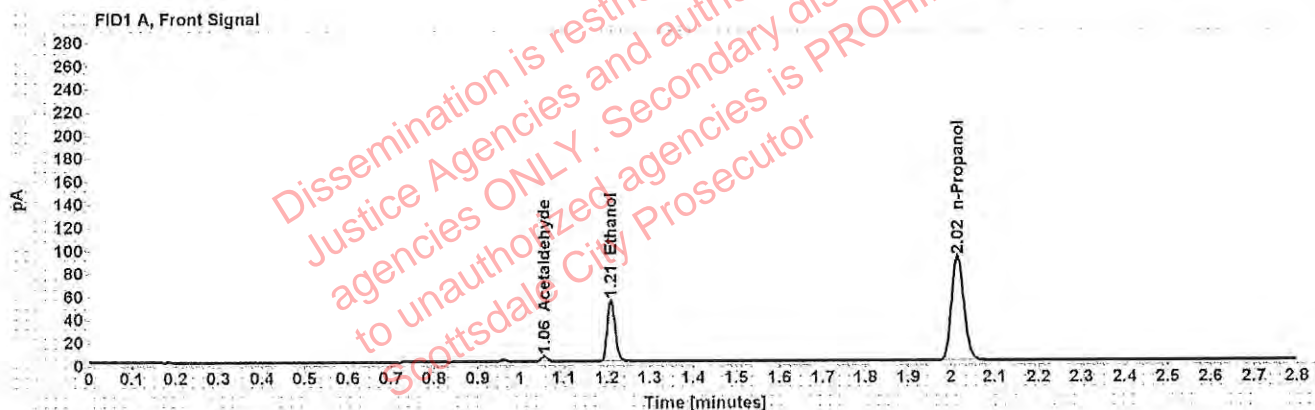


Table 1: FID 1 A (column DB-ALC1)

Compound	Amount (g/100mL)	Time (min)	Peak Area
Acetaldehyde	-----	1.055	4.798
>Ethanol	0.1071	1.210	68.376
n-Propanol	-----	2.015	180.986

Table 2: FID 2 B (column DB-ALC2)

Compound	Time (min)	Peak Area
Acetaldehyde	0.995	6.279
Ethanol	1.377	83.478
n-Propanol	2.474	219.071

Scottsdale Police Department Crime Lab Volatiles Analysis

Sample: [REDACTED]	Item number: 1237514
Injection date: 10/23/2018 6:22:59 PM	Vial: 55
Method: ethanol quant.M	Sequence: 23Oct18
Instrument: US14173023 CN14160045	Analyst: Adrian
Data file: C:\Chem32\1\Data\23Oct18\55.D	

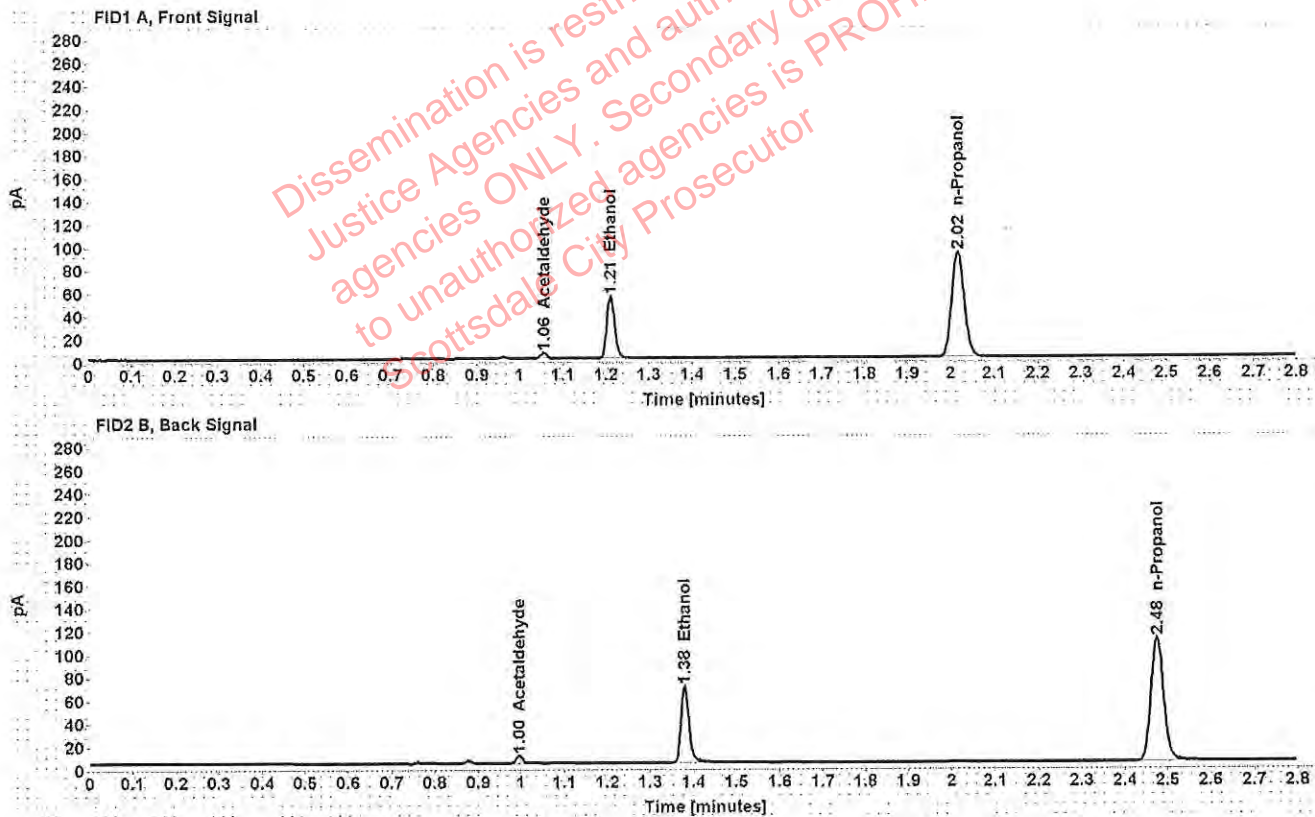


Table 1: FID 1 A (column DB-ALC1)

Compound	Amount (g/100mL)	Time (min)	Peak Area
Acetaldehyde	-----	1.056	4.776
>Ethanol	0.1082	1.211	69.826
n-Propanol	-----	2.016	183.069

Table 2: FID 2 B (column DB-ALC2)

Compound	Time (min)	Peak Area
Acetaldehyde	0.996	6.222
Ethanol	1.380	85.259
n-Propanol	2.475	221.464

Scottsdale Police Department Crime Lab Volatiles Analysis

Sample: [REDACTED]	Item number: 1222342
Injection date: 10/23/2018 6:26:59 PM	Vial: 56
Method: ethanol quant.M	Sequence: 23Oct18
Instrument: US14173023 CN14160045	Analyst: Adrian
Data file: C:\Chem32\1\Data\23Oct18\56.D	

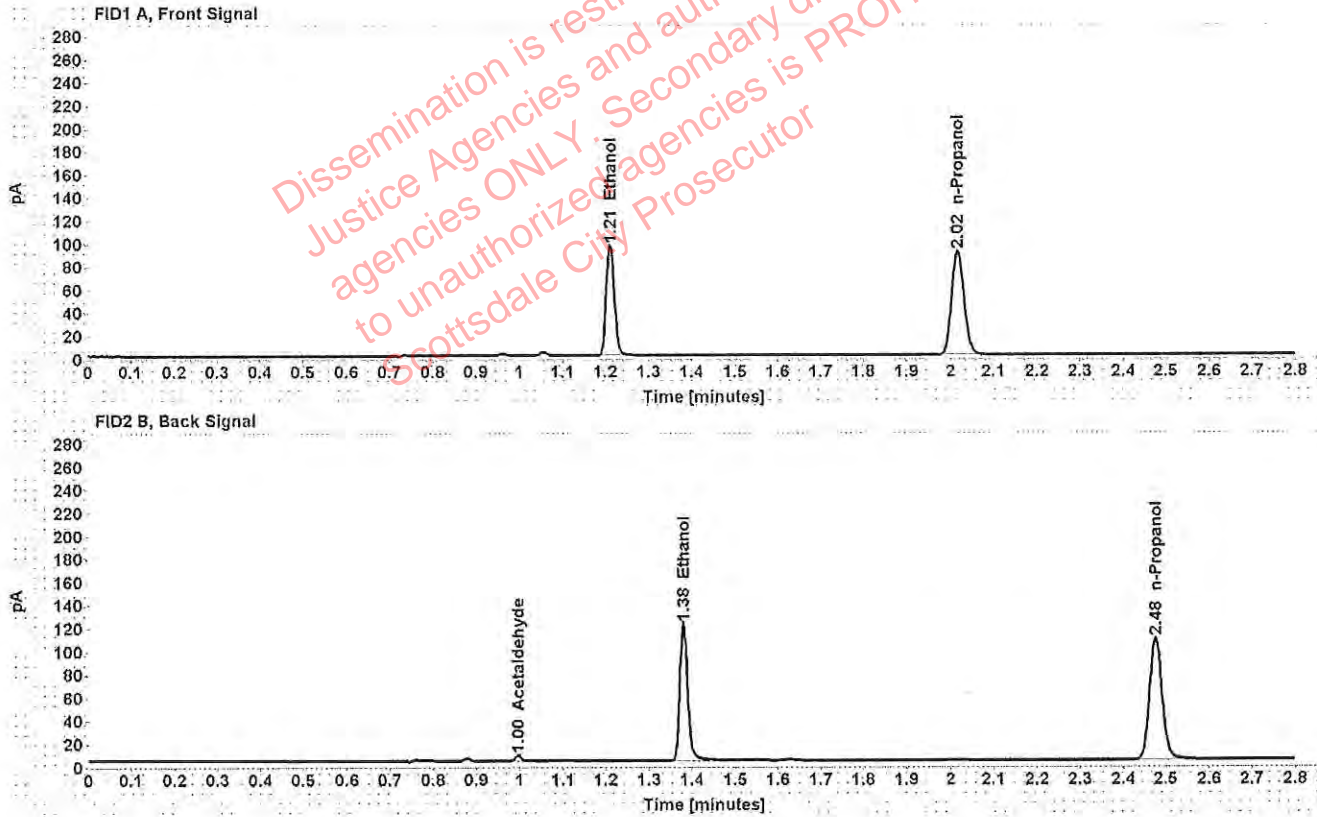


Table 1: FID 1 A (column DB-ALC1)

Compound	Amount (g/100mL)	Time (min)	Peak Area
>Ethanol	0.1943	1.211	123.964
n-Propanol	-----	2.017	180.321

Table 2: FID 2 B (column DB-ALC2)

Compound	Time (min)	Peak Area
Acetaldehyde	0.996	4.336
Ethanol	1.380	154.402
n-Propanol	2.476	218.374

Scottsdale Police Department Crime Lab Volatiles Analysis

Sample: [REDACTED]	Item number: 1222342
Injection date: 10/23/2018 6:30:59 PM	Vial: 57
Method: ethanol quant.M	Sequence: 23Oct18
Instrument: US14173023 CN14160045	Analyst: Adrian
Data file: C:\Chem32\1\Data\23Oct18\57.D	

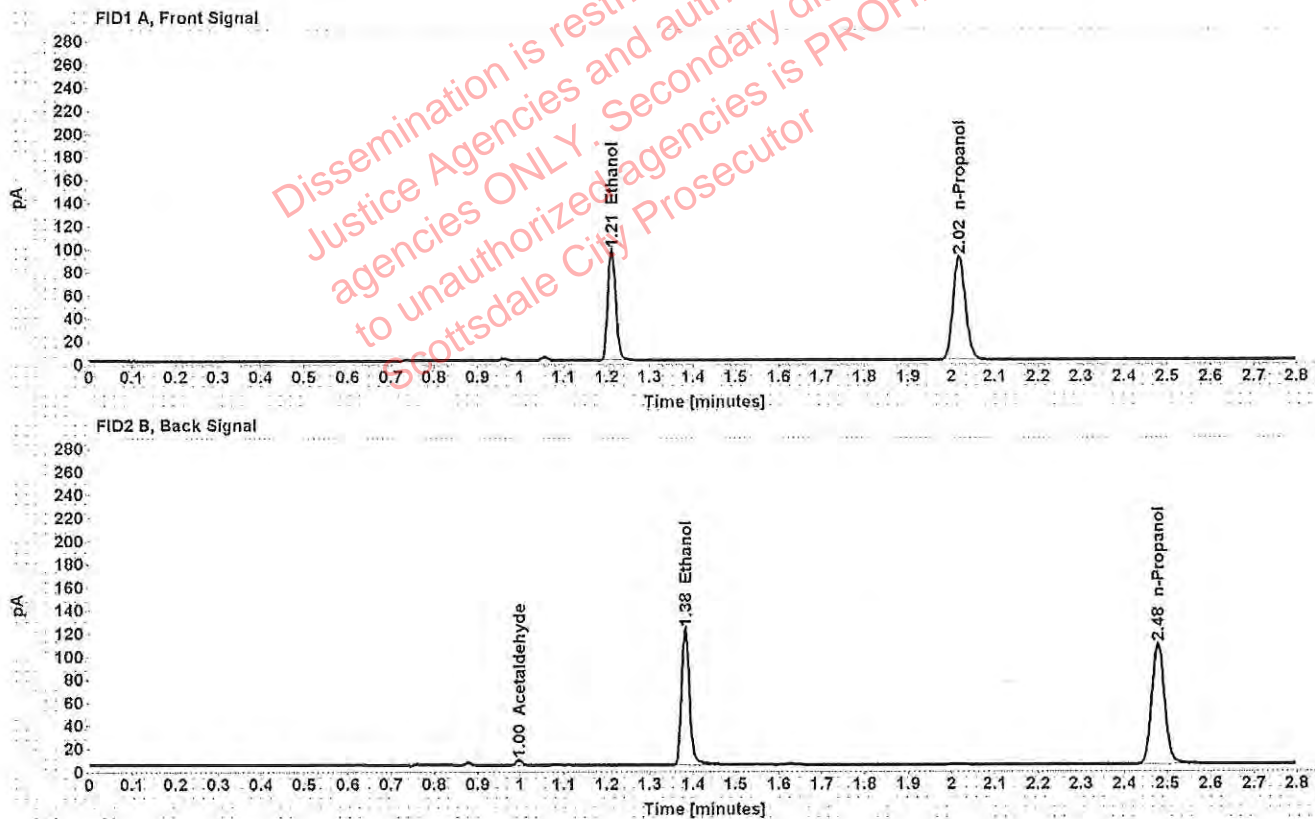


Table 1: FID 1 A (column DB-ALC1)

Compound	Amount (g/100mL)	Time (min)	Peak Area
>Ethanol	0.1952	1.212	123.989
n-Propanol	-----	2.018	179.527

Table 2: FID 2 B (column DB-ALC2)

Compound	Time (min)	Peak Area
Acetaldehyde	0.997	4.207
Ethanol	1.381	154.385
n-Propanol	2.477	217.529

Scottsdale Police Department Crime Lab Volatiles Analysis

Sample: [REDACTED]	Item number: 335-01A
Injection date: 10/23/2018 6:34:59 PM	Vial: 58
Method: ethanol quant.M	Sequence: 23Oct18
Instrument: US14173023 CN14160045	Analyst: Adrian
Data file: C:\Chem32\11\Data\23Oct18\58.D	

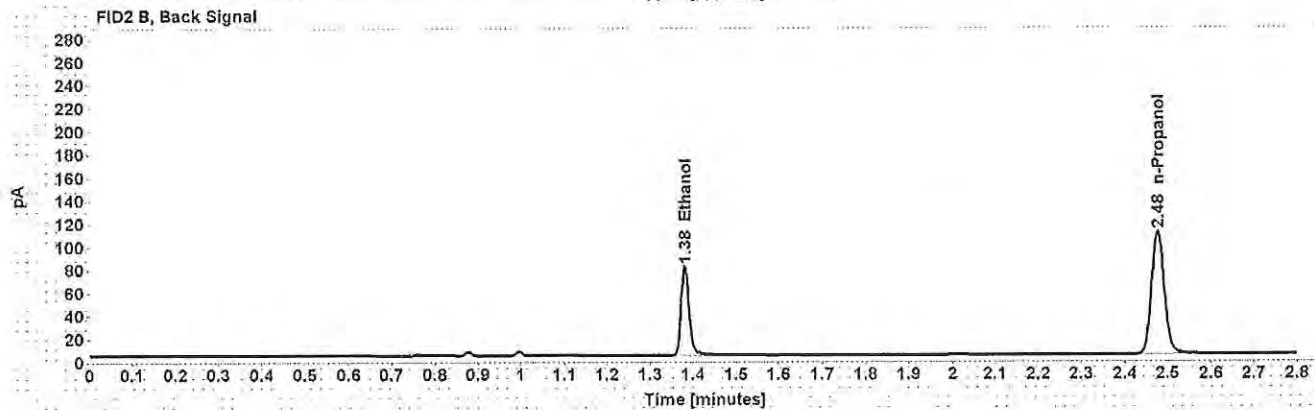
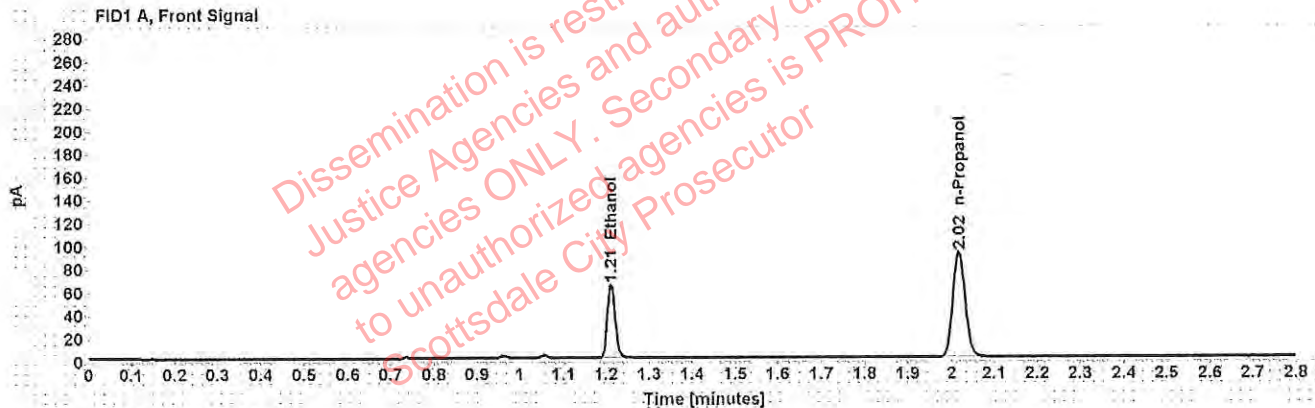


Table 1: FID 1 A (column DB-ALC1)

Compound	Amount (g/100mL)	Time (min)	Peak Area
>Ethanol	0.1271	1.211	81.772
n-Propanol	-----	2.017	182.230

Table 2: FID 2 B (column DB-ALC2)

Compound	Time (min)	Peak Area
Ethanol	1.381	102.027
n-Propanol	2.476	221.108

Scottsdale Police Department Crime Lab Volatiles Analysis

Sample: [REDACTED]	Item number: 335-01A
Injection date: 10/23/2018 6:38:59 PM	Vial: 59
Method: ethanol quant.M	Sequence: 23Oct18
Instrument: US14173023 CN14160045	Analyst: Adrian
Data file: C:\Chem3211\Data\23Oct18\59.D	

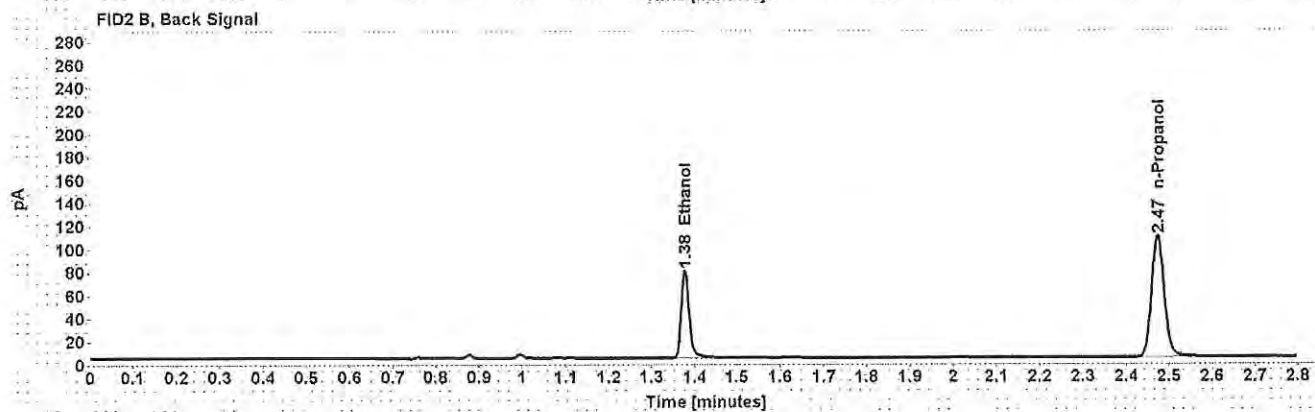
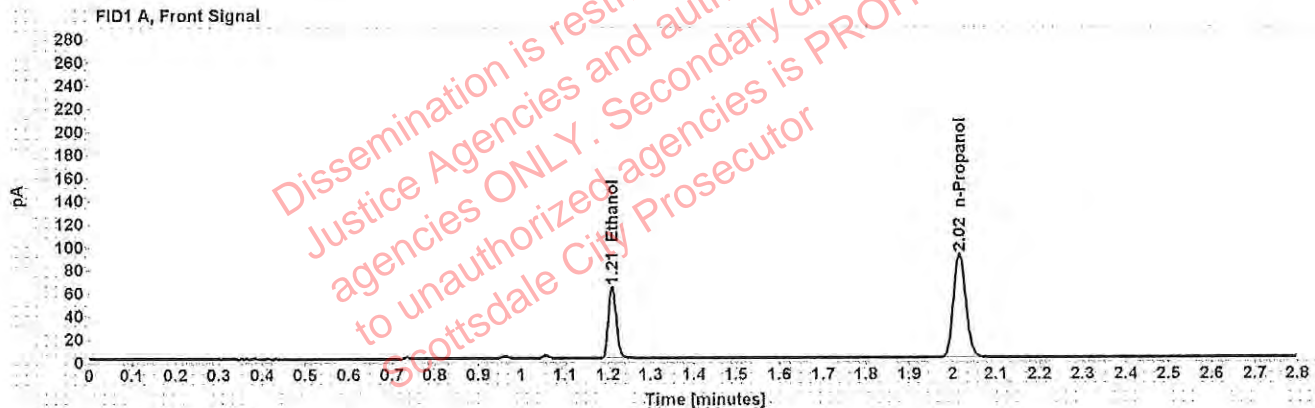


Table 1: FID 1 A (column DB-ALC1)

Compound	Amount (g/100mL)	Time (min)	Peak Area
>Ethanol	0.1255	1.209	79.353
n-Propanol	-----	2.015	179.175

Table 2: FID 2 B (column DB-ALC2)

Compound	Time (min)	Peak Area
Ethanol	1.377	99.148
n-Propanol	2.473	217.232

Scottsdale Police Department Crime Lab Volatiles Analysis

Sample: [REDACTED]	Item number: 307-01A
Injection date: 10/23/2018 6:43:00 PM	Vial: 60
Method: ethanol quant.M	Sequence: 23Oct18
Instrument: US14173023 CN14160045	Analyst: Adrian
Data file: C:\Chem32\11\Data\23Oct18\60.D	

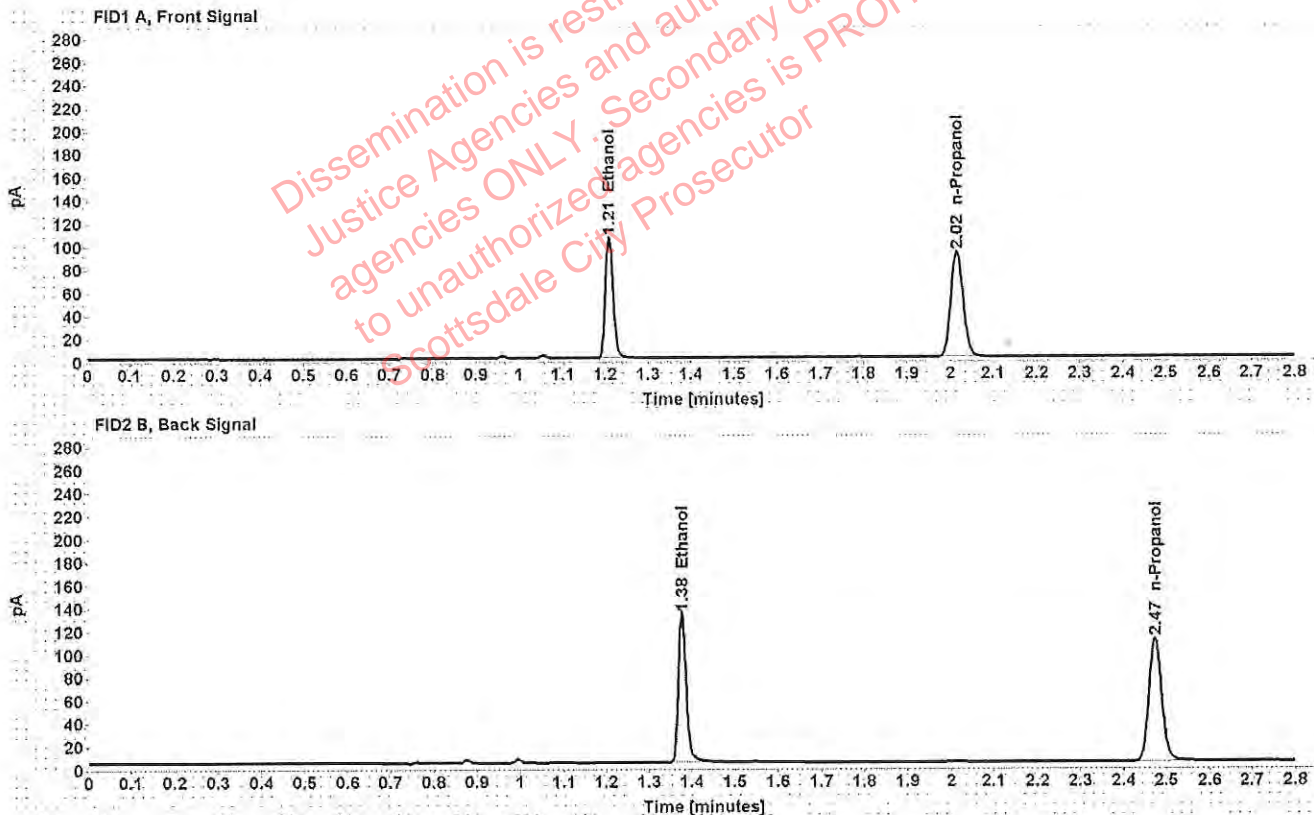


Table 1: FID 1 A (column DB-ALC1)

Compound	Amount (g/100mL)	Time (min)	Peak Area
>Ethanol	0.2076	1.209	134.141
n-Propanol	-----	2.015	182.606

Table 2: FID 2 B (column DB-ALC2)

Compound	Time (min)	Peak Area
Ethanol	1.377	167.285
n-Propanol	2.474	221.645

Scottsdale Police Department Crime Lab Volatiles Analysis

Sample: [REDACTED]	Item number: 307-01A
Injection date: 10/23/2018 6:47:15 PM	Vial: 61
Method: ethanol quant.M	Sequence: 23Oct18
Instrument: US14173023 CN14160045	Analyst: Adrian
Data file: C:\Chem3211\Data\23Oct18\61.D	

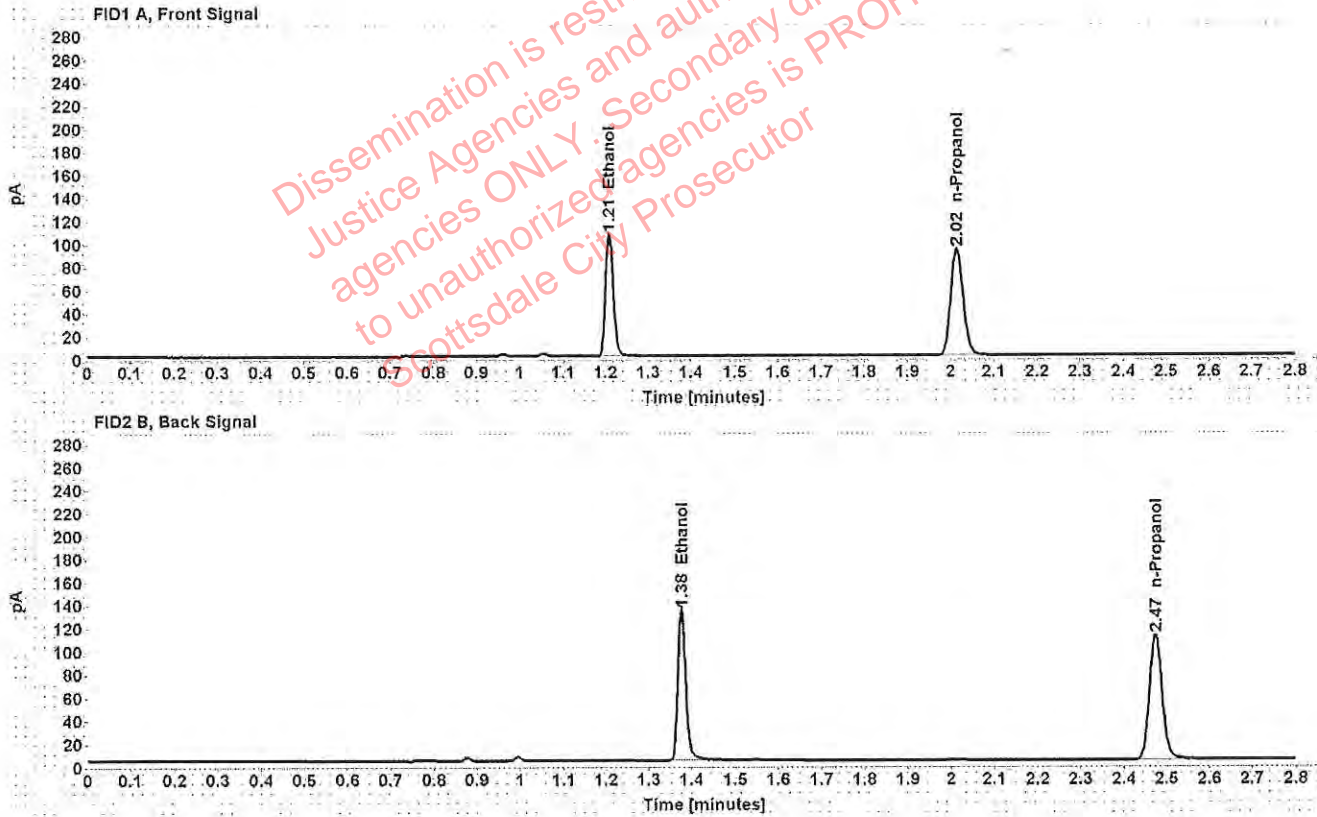


Table 1: FID 1 A (column DB-ALC1)

Compound	Amount (g/100mL)	Time (min)	Peak Area
>Ethanol	0.2076	1.209	135.638
n-Propanol	-----	2.015	184.655

Table 2: FID 2 B (column DB-ALC2)

Compound	Time (min)	Peak Area
Ethanol	1.377	167.340
n-Propanol	2.473	224.079

Scottsdale Police Department Crime Lab Volatiles Analysis

Sample: [REDACTED]	Item number: 340-01A
Injection date: 10/23/2018 6:51:14 PM	Vial: 62
Method: ethanol quant.M	Sequence: 23Oct18
Instrument: US14173023 CN14160045	Analyst: Adrian
Data file: C:\Chem32\1\Data\23Oct18\62.D	

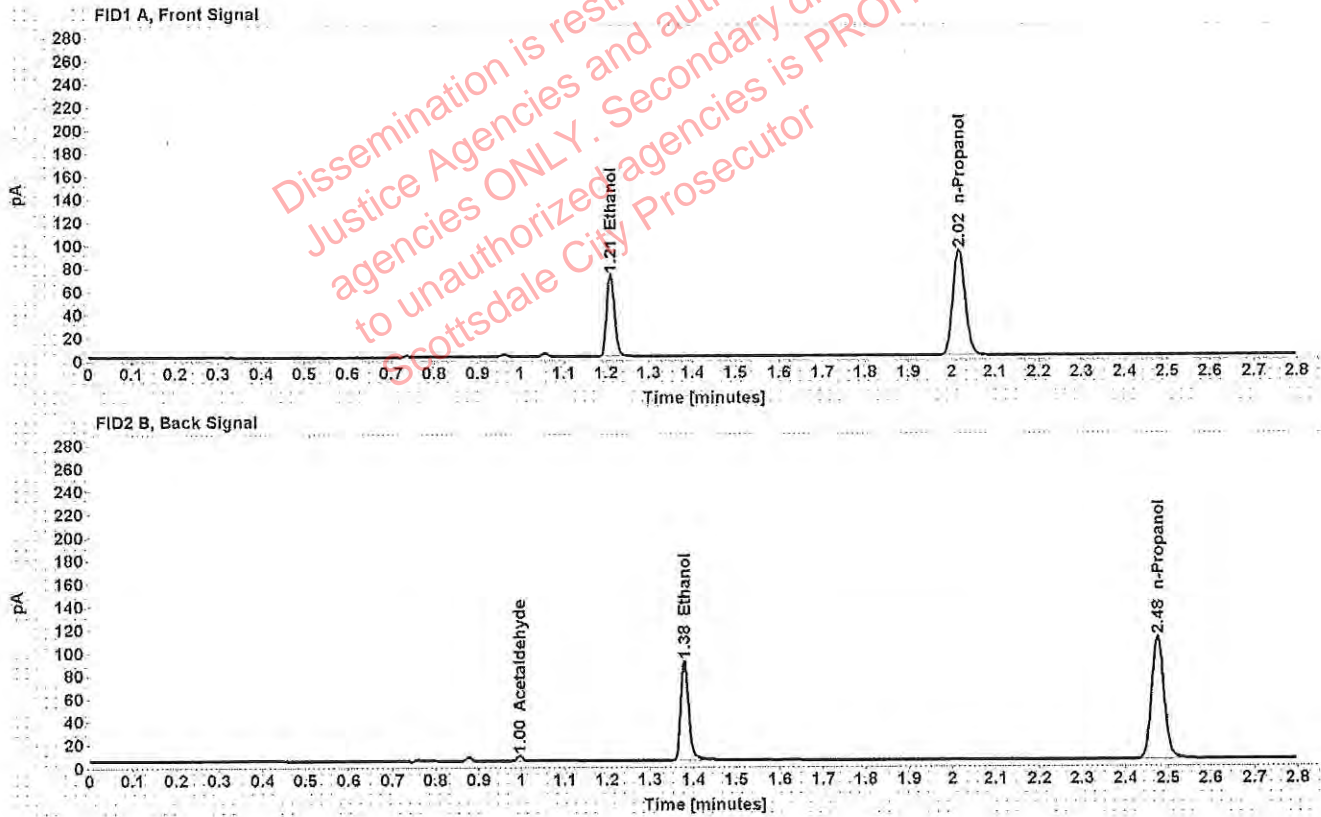


Table 1: FID 1 A (column DB-ALC1)

Compound	Amount (g/100mL)	Time (min)	Peak Area
>Ethanol	0.1413	1.210	90.801
n-Propanol	-----	2.016	181.895

Table 2: FID 2 B (column DB-ALC2)

Compound	Time (min)	Peak Area
Acetaldehyde	0.996	3.923
Ethanol	1.379	112.023
n-Propanol	2.475	220.146

Scottsdale Police Department Crime Lab Volatiles Analysis

Sample: [REDACTED]	Item number: 340-01A
Injection date: 10/23/2018 6:55:14 PM	Vial: 63
Method: ethanol quant.M	Sequence: 23Oct18
Instrument: US14173023 CN14160045	Analyst: Adrian
Data file: C:\Chem3211\Data\23Oct18\63.D	

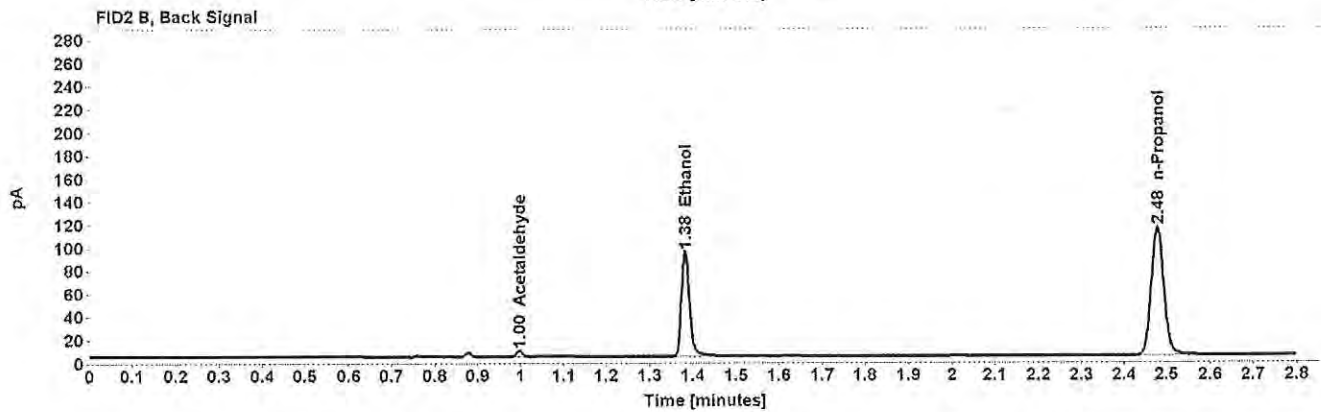
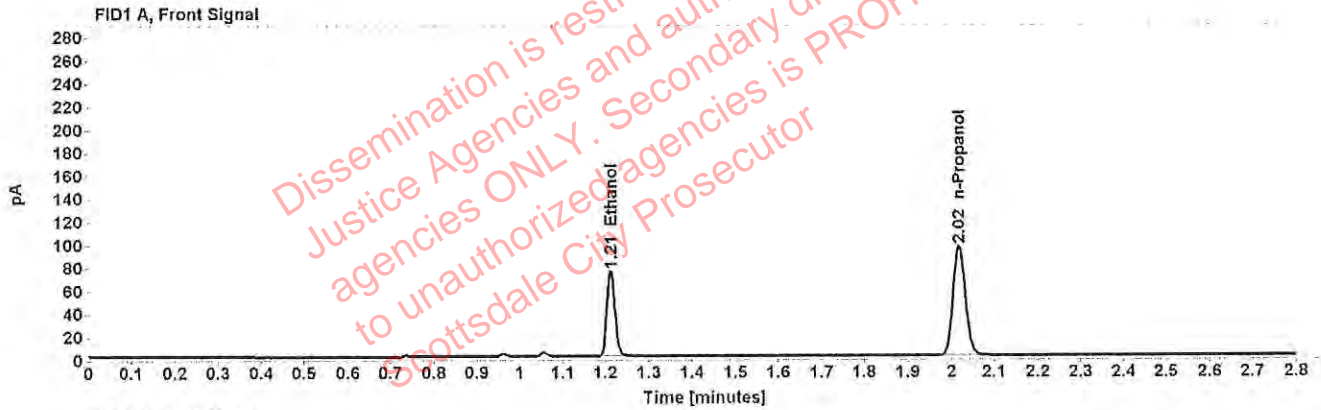


Table 1: FID 1 A (column DB-ALC1)

Compound	Amount (g/100mL)	Time (min)	Peak Area
>Ethanol	0.1428	1.212	95.749
n-Propanol	-----	2.018	189.805

Table 2: FID 2 B (column DB-ALC2)

Compound	Time (min)	Peak Area
Acetaldehyde	0.997	4.690
Ethanol	1.382	118.148
n-Propanol	2.478	230.145

Scottsdale Police Department Crime Lab Volatiles Analysis

Sample: [REDACTED]	Item number: 335-01A
Injection date: 10/23/2018 7:03:14 PM	Vial: 65
Method: ethanol quant.M	Sequence: 23Oct18
Instrument: US14173023 CN14160045	Analyst: Adrian
Data file: C:\Chem32\1\Data\23Oct18\65.D	

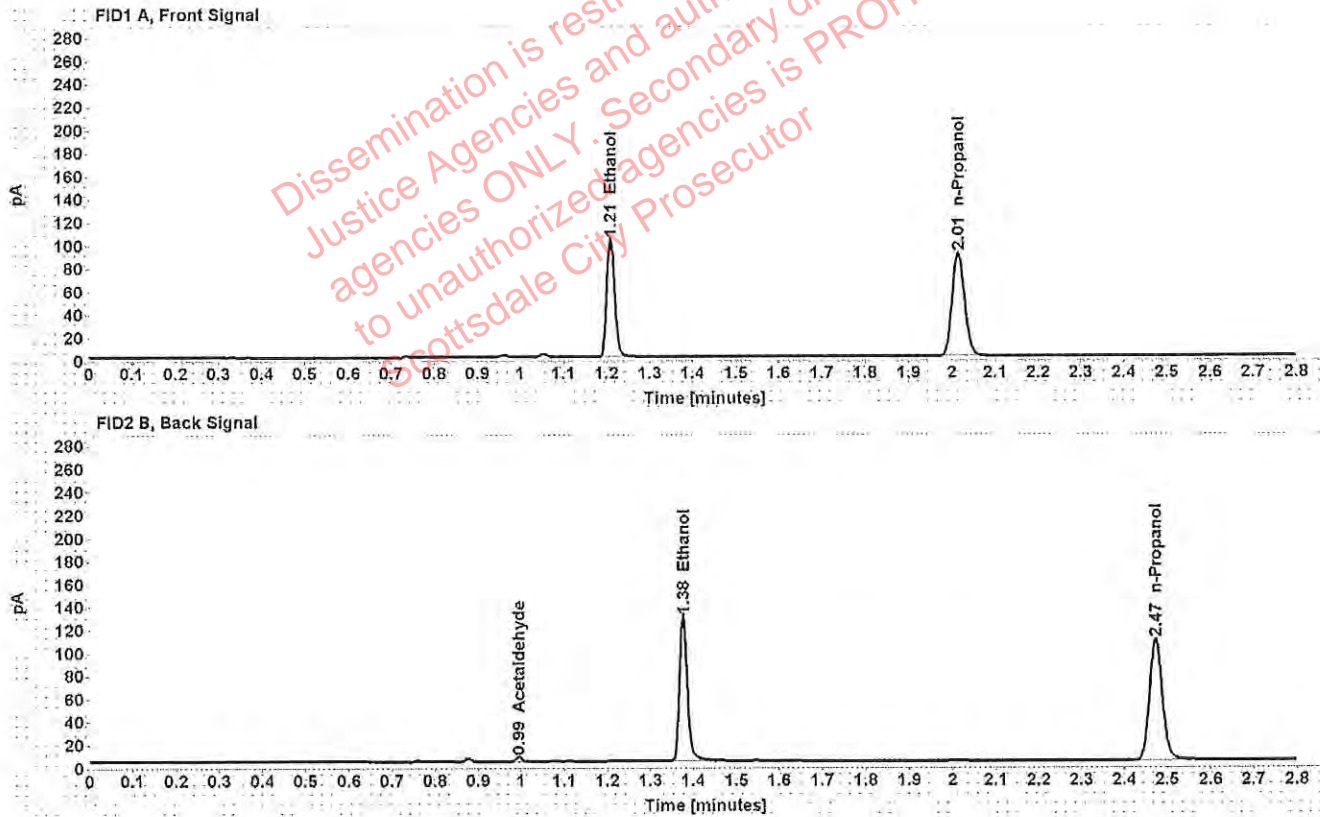


Table 1: FID 1 A (column DB-ALC1)

Compound	Amount (g/100mL)	Time (min)	Peak Area
>Ethanol	0.2062	1.209	130.617
n-Propanol	-----	2.015	179.025

Table 2: FID 2 B (column DB-ALC2)

Compound	Time (min)	Peak Area
Acetaldehyde	0.994	3.822
Ethanol	1.376	163.307
n-Propanol	2.473	217.404

Scottsdale Police Department Crime Lab Volatiles Analysis

Sample: [REDACTED]	Item number: 335-01A
Injection date: 10/23/2018 7:07:15 PM	Vial: 66
Method: ethanol quant.M	Sequence: 23Oct18
Instrument: US14173023 CN14160045	Analyst: Adrian
Data file: C:\Chem32\1\Data\23Oct18\66.D	

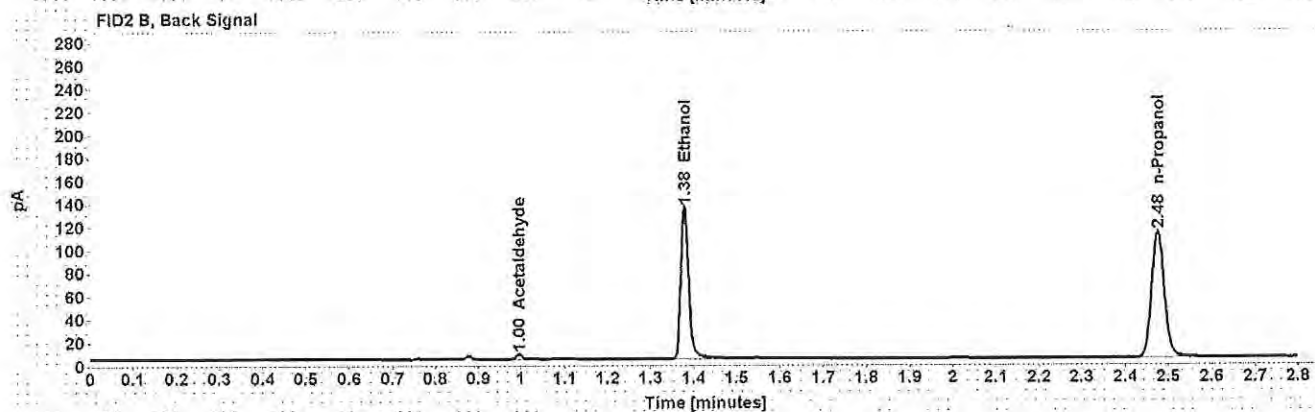
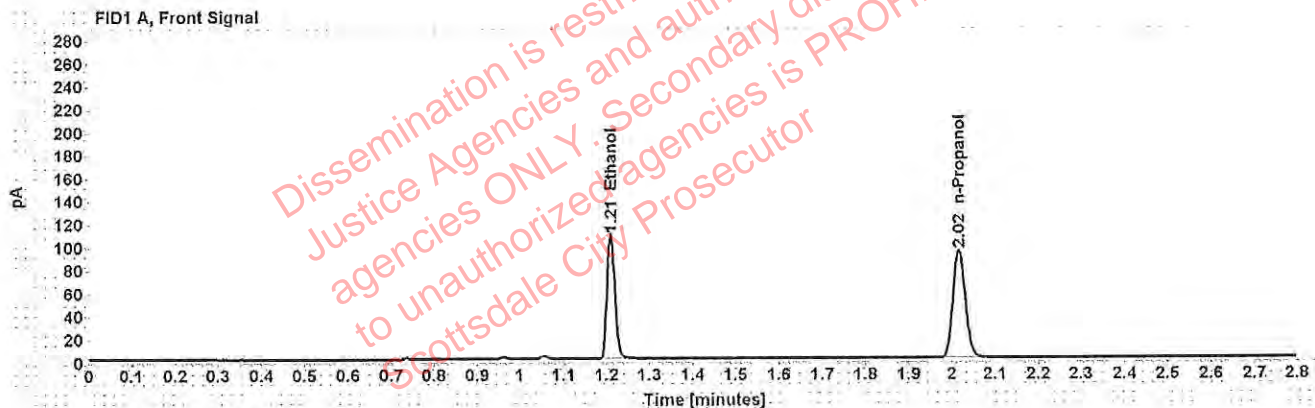


Table 1: FID 1 A (column DB-ALC1)

Compound	Amount (g/100mL)	Time (min)	Peak Area
>Ethanol	0.2081	1.210	136.960
n-Propanol	-----	2.016	186.050

Table 2: FID 2 B (column DB-ALC2)

Compound	Time (min)	Peak Area
Acetaldehyde	0.996	3.912
Ethanol	1.379	170.639
n-Propanol	2.475	226.223

Scottsdale Police Department Crime Lab Volatiles Analysis

Sample: [REDACTED]	Item number: 321-01A
Injection date: 10/23/2018 7:11:30 PM	Vial: 67
Method: ethanol quant.M	Sequence: 23Oct18
Instrument: US14173023 CN14160045	Analyst: Adrian
Data file: C:\Chem3211\Data\23Oct18\67.D	

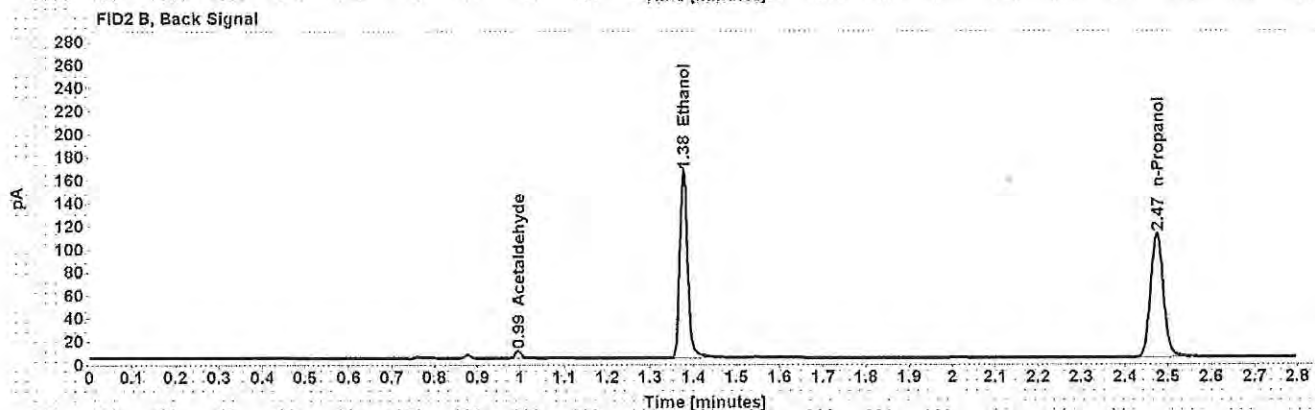
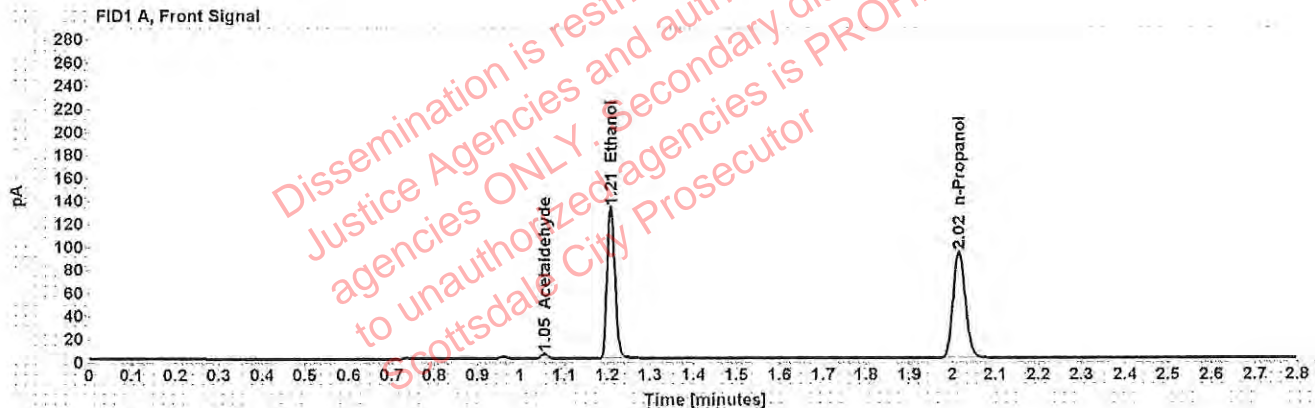


Table 1: FID 1 A (column DB-ALC1)

Compound	Amount (g/100mL)	Time (min)	Peak Area
Acetaldehyde	-----	1.055	4,568
>Ethanol	0.2568	1.209	167,268
n-Propanol	-----	2.015	183,974

Table 2: FID 2 B (column DB-ALC2)

Compound	Time (min)	Peak Area
Acetaldehyde	0.995	5,991
Ethanol	1.377	206,830
n-Propanol	2.473	222,477

Scottsdale Police Department Crime Lab Volatiles Analysis

Sample: [REDACTED]	Item number: 321-01A
Injection date: 10/23/2018 7:15:29 PM	Vial: 68
Method: ethanol quant.M	Sequence: 23Oct18
Instrument: US14173023 CN14160045	Analyst: Adrian
Data file: C:\Chem3211\Data\23Oct18\68.D	

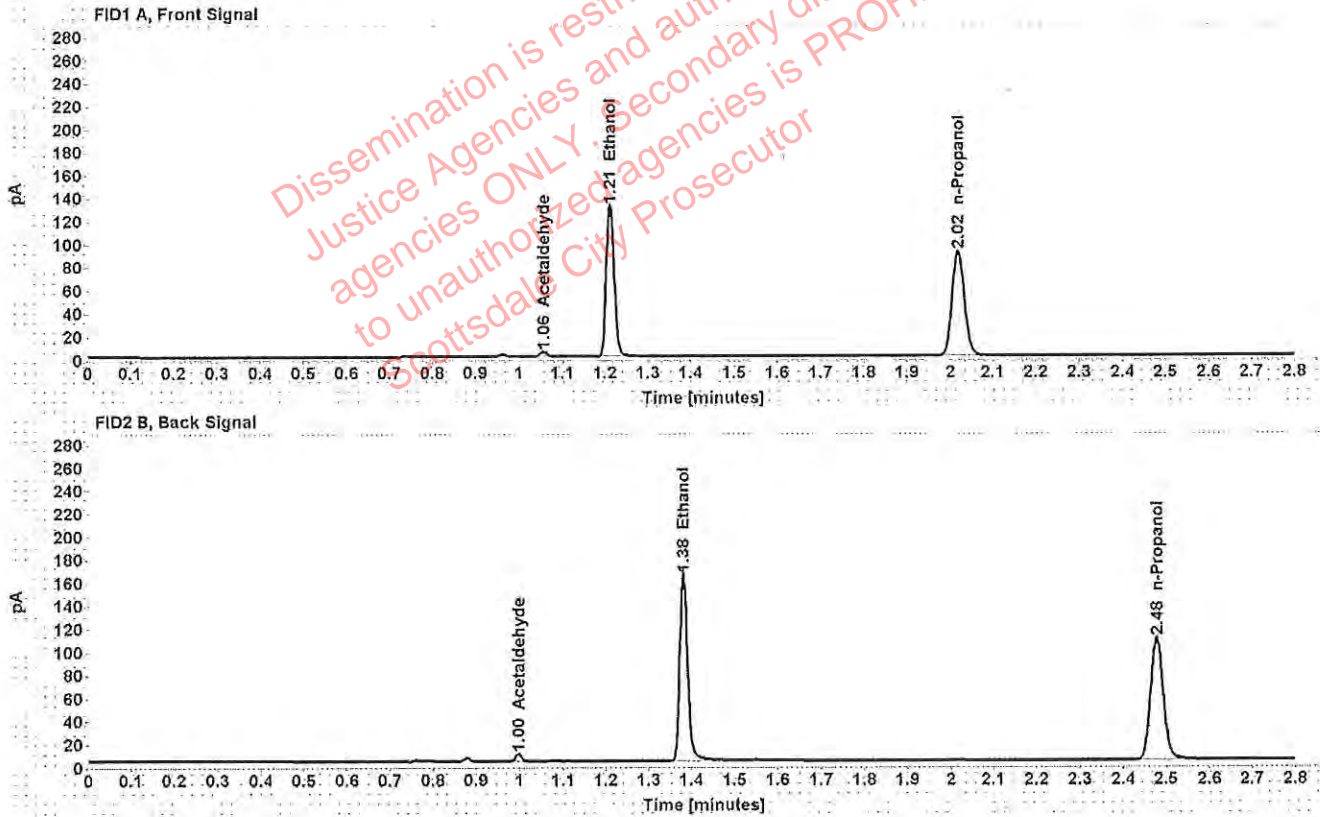


Table 1: FID 1 A (column DB-ALC1)

Compound	Amount (g/100mL)	Time (min)	Peak Area
Acetaldehyde	-----	1.056	4.425
>Ethanol	0.2620	1.212	167.956
n-Propanol	-----	2.018	181.014

Table 2: FID 2 B (column DB-ALC2)

Compound	Time (min)	Peak Area
Acetaldehyde	0.997	5.740
Ethanol	1.382	207.450
n-Propanol	2.478	219.196

Scottsdale Police Department Crime Lab Volatiles Analysis

Sample: [REDACTED]	Item number: 1239883
Injection date: 10/23/2018 7:19:29 PM	Vial: 69
Method: ethanol quant.M	Sequence: 23Oct18
Instrument: US14173023 CN14160045	Analyst: Adrian
Data file: C:\Chem32\1\Data\23Oct18\69.D	

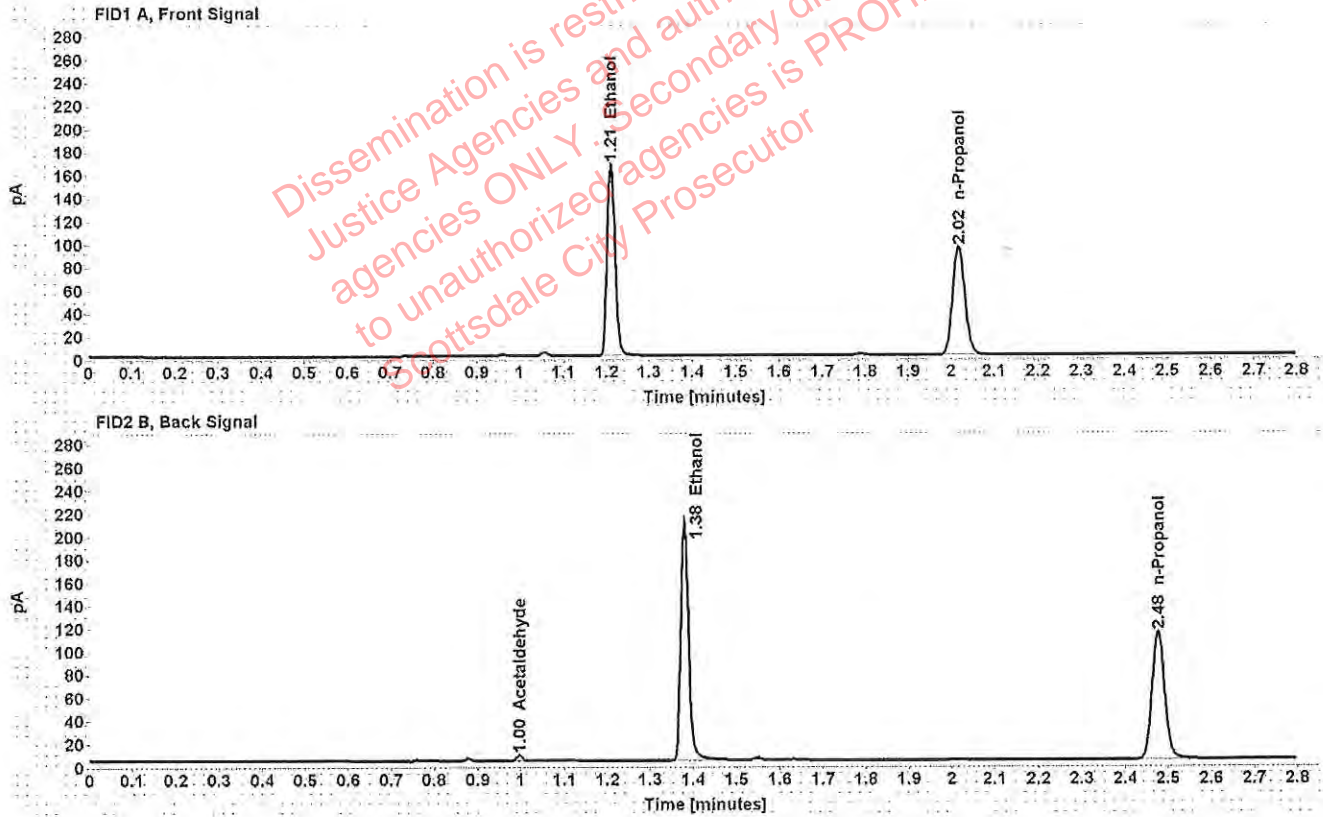


Table 1: FID 1 A (column DB-ALC1)

Compound	Amount (g/100mL)	Time (min)	Peak Area
>Ethanol	0.3216	1.211	213.897
n-Propanol	-----	2.017	187.736

Table 2: FID 2 B (column DB-ALC2)

Compound	Time (min)	Peak Area
Acetaldehyde	0.996	4.394
Ethanol	1.380	264.281
n-Propanol	2.477	227.302

Scottsdale Police Department Crime Lab Volatiles Analysis

Sample: [REDACTED]	Item number: 1239883
Injection date: 10/23/2018 7:23:30 PM	Vial: 70
Method: ethanol quant.M	Sequence: 23Oct18
Instrument: US14173023 CN14160045	Analyst: Adrian
Data file: C:\Chem3211\Data\23Oct18\70.D	

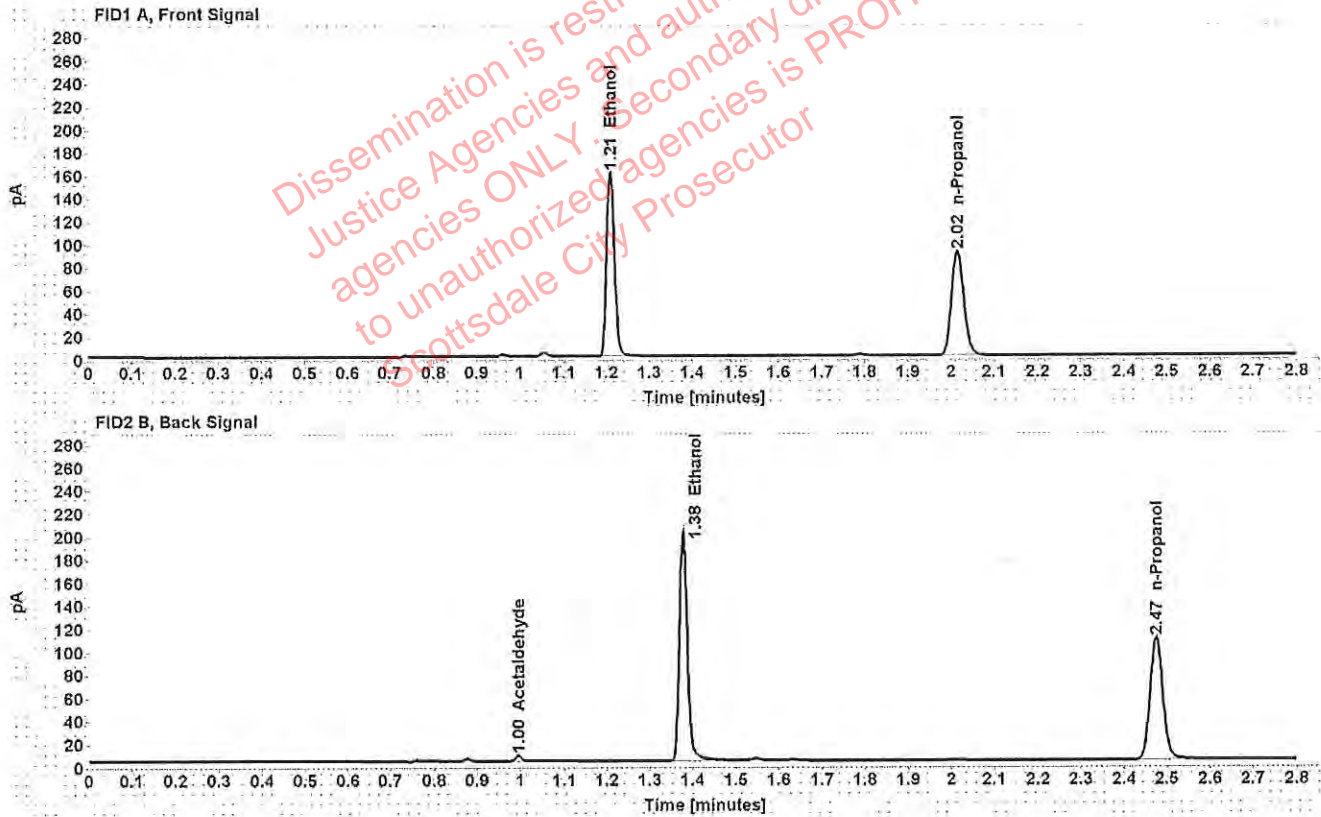


Table 1: FID 1 A (column DB-ALC1)

Compound	Amount (g/100mL)	Time (min)	Peak Area
>Ethanol	0.3193	1.209	204.773
n-Propanol	-----	2.016	181.020

Table 2: FID 2 B (column DB-ALC2)

Compound	Time (min)	Peak Area
Acetaldehyde	0.995	4.466
Ethanol	1.378	253.550
n-Propanol	2.474	219.526