

# SCOTTSDALE POLICE DEPARTMENT CRIME LABORATORY BLOOD ALCOHOL FACE SHEET

ANALYSIS DATE 1/30/2019 SEQUENCE NAME 30Jan19

**EQUIPMENT**

Pipettor  Hamilton ML600EH7497  Hamilton ML600GJ10749  
 Gas Chromatograph  Agilent US14173023

**INSTRUMENT CALIBRATION**

Vial 1 0.02 calibrator Lot FN03241604 Coefficient of determination (r<sup>2</sup>)  
 Vial 2 0.10 calibrator Lot FN06181501 1.00000  
 Vial 3 0.20 calibrator Lot FN07201502  
 Vial 4 0.40 calibrator Lot FN11191402

**CALIBRATION VERIFICATION AND RESOLUTION TEST**

Vial	Sample	Expected result	Measured result	Manufacturer/lot
5	Blank	Not detected	Not detected	SPD lab 121118
6	Volatiles mixture	6 compounds	6 compounds	SPD lab 020917WLA
7	Aqueous control	0.400 g/dL	0.403 g/dL	Lipomed 08012015-C
8	Aqueous control	0.040 g/dL	0.039 g/dL	Lipomed 09022015-A
9	Blood control	0.198 g/dL	0.199 g/dL	ACQ 407041529/13
20	Aqueous control	0.080 g/dL	0.080 g/dL	Lipomed 28082014-B
31	Aqueous control	0.150 g/dL	0.152 g/dL	Lipomed 09022015-C
42	Blood control	0.198 g/dL	0.202 g/dL	ACQ 407041529/13
53	Aqueous control	0.080 g/dL	0.081 g/dL	Lipomed 28082014-B
64	Aqueous control	0.150 g/dL	0.152 g/dL	Lipomed 09022015-C
75	Blood control	0.198 g/dL	0.201 g/dL	ACQ 407041529/13
82	Aqueous control	0.400 g/dL	0.408 g/dL	Lipomed 08012015-C
83	Aqueous control	0.040 g/dL	0.039 g/dL	Lipomed 09022015-A
84	Blood control	0.198 g/dL	0.199 g/dL	ACQ 407041529/13
85	Blank	Not detected	Not detected	SPD lab 121118

**SUBJECT SAMPLES**

Subjects in the sequence 33 Subjects requiring reanalysis 0

ADDITIONAL NOTES: All testing proceeded as expected.  
 \_\_\_\_\_  
 \_\_\_\_\_  
 \_\_\_\_\_

Run valid  Run invalid  WAB1570 1/31/19 Analyst  
 Run valid  Run invalid  KOSECKI 2/4/19 Technical Reviewer

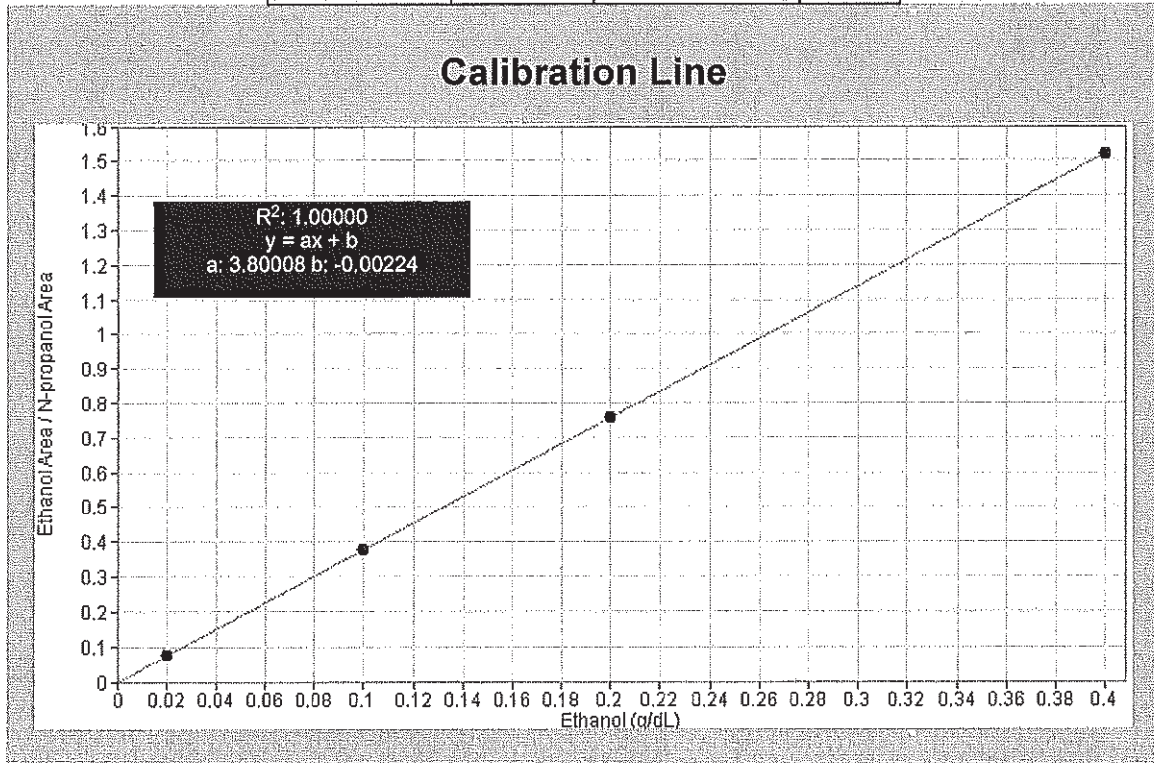
# Scottsdale Police Department Crime Laboratory Sequence Quality Assurance Summary

SEQUENCE NAME: 30Jan19

ANALYST: Adrian WA

Sample Name	Vial	Measured Value (g/dL)	Expected Value (g/dL)	Percent Difference	Absolute Difference (g/dL)
blank 121118	5	negative	negative	-	-
0.400 08012015-C	7	0.403	0.400	0.75	0.003
0.040 09022015-A	8	0.039	0.040	2.50	-0.001
0.198 407041529/13	9	0.199	0.198	0.51	0.001
0.080 28082014-B	20	0.080	0.080	0.00	0.000
0.150 09022015-C	31	0.152	0.150	1.33	0.002
0.198 407041529/13	42	0.202	0.198	2.02	0.004
0.080 28082014-B	53	0.081	0.080	1.25	0.001
0.150 09022015-C	64	0.152	0.150	1.33	0.002
0.198 407041529/13	75	0.201	0.198	1.52	0.003
0.40 08012015-C	82	0.408	0.400	2.00	0.008
0.04 09022015-A	83	0.039	0.040	2.50	-0.001
0.198 407041529/13	84	0.199	0.198	0.51	0.001
blank 121118	85	negative	negative	-	-

Calibrator	Ethanol Area	N-propanol Area	Ratio
0.020	12.116	163.423	0.074
0.100	60.547	160.660	0.377
0.200	121.685	160.445	0.758
0.400	245.967	162.068	1.518



# Scottsdale Police Department Crime Lab Volatiles Analysis

<b>Sample:</b> 0.020 FN03241604	<b>Item number:</b>
<b>Injection date:</b> 1/30/2019 6:16:47 PM	<b>Vial:</b> 1
<b>Method:</b> ethanol quant.M	<b>Sequence:</b> 30Jan19
<b>Instrument:</b> US14173023 CN14160045	<b>Analyst:</b> Adrian
<b>Data file:</b> C:\Chem32\1\Data\30Jan19\1.D	

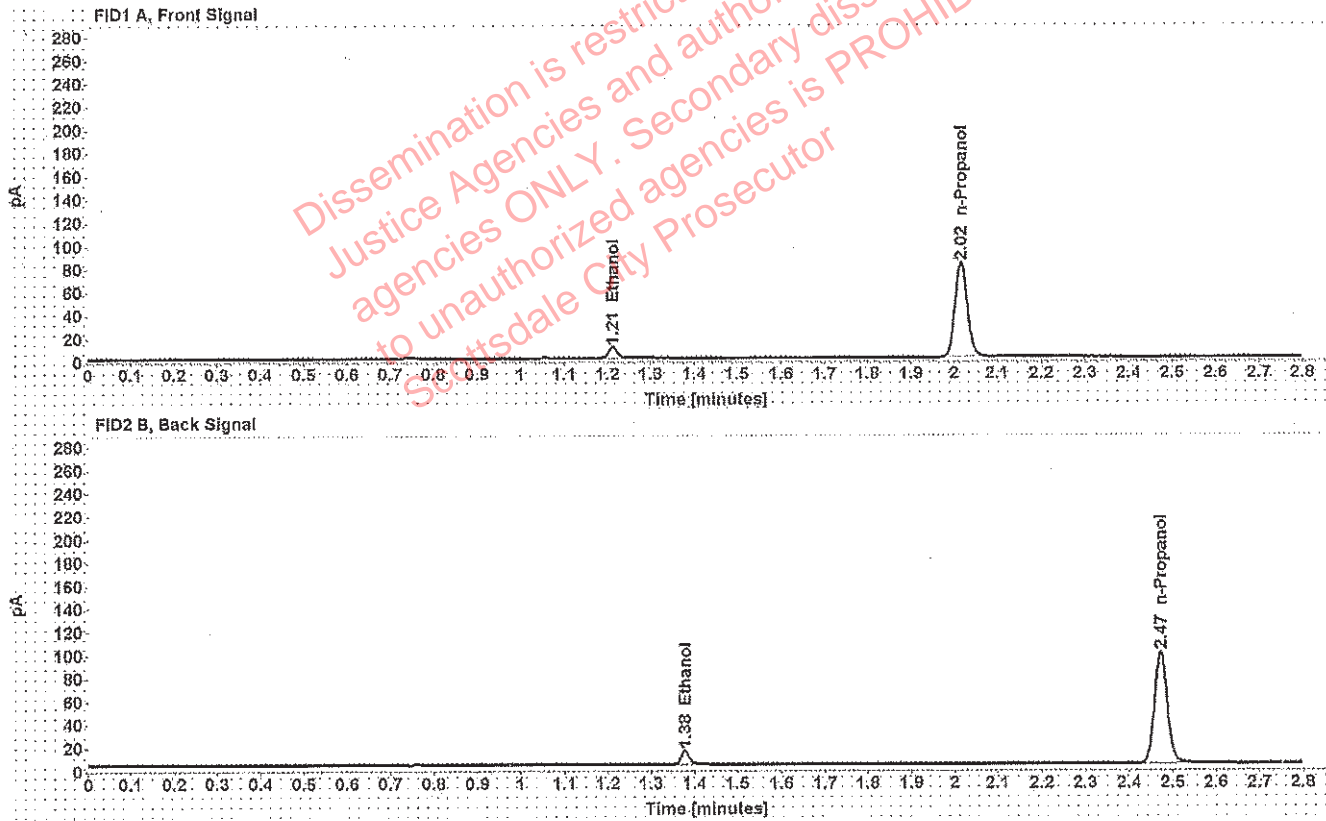


Table 1: FID 1 A (column DB-ALC1)

Compound	Time (min)	Peak Area
Ethanol	1.212	12.116
n-Propanol	2.015	163.423

Table 2: FID 2 B (column DB-ALC2)

Compound	Time (min)	Peak Area
Ethanol	1.377	14.712
n-Propanol	2.471	196.838

# Scottsdale Police Department Crime Lab Volatiles Analysis

<b>Sample:</b> 0.100 FN06181501	<b>Item number:</b> <span style="float: right;">WNA</span>
<b>Injection date:</b> 1/30/2019 6:20:47 PM	<b>Vial:</b> 2
<b>Method:</b> ethanol quant.M	<b>Sequence:</b> 30Jan19
<b>Instrument:</b> US14173023 CN14160045	<b>Analyst:</b> Adrian
<b>Data file:</b> C:\Chem32\1\Data\30Jan19\2.D	

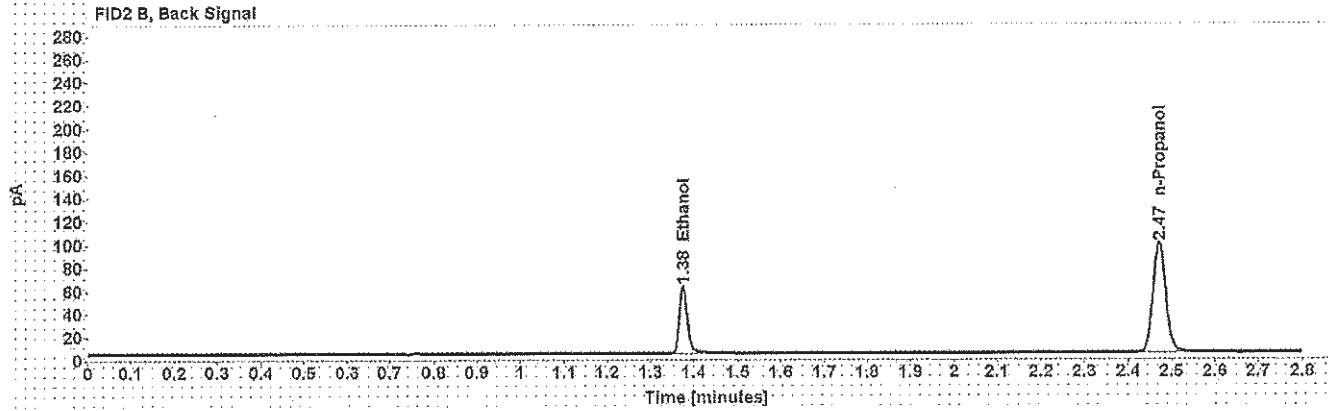
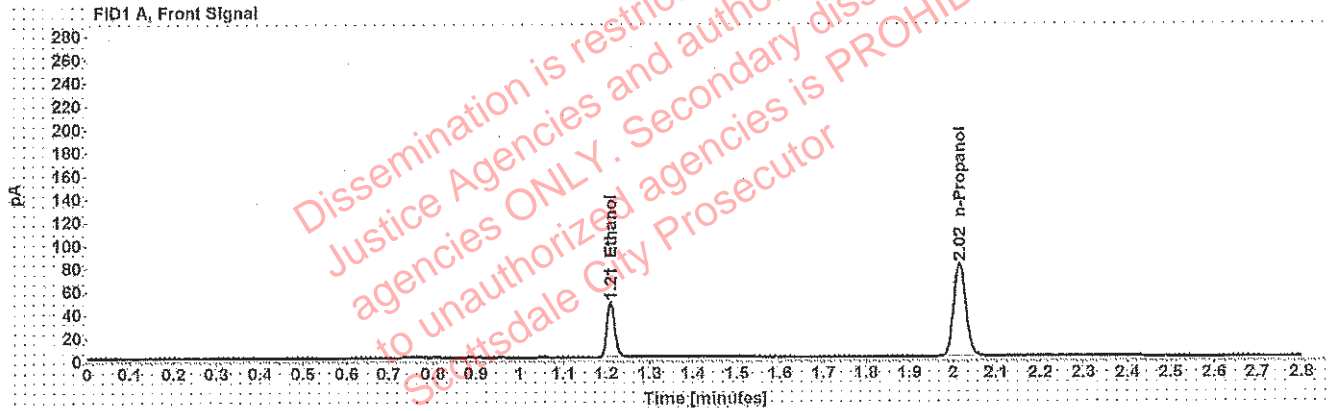


Table 1: FID 1 A (column DB-ALC1)

Compound	Time (min)	Peak Area
Ethanol	1.209	60.547
n-Propanol	2.015	160.660

Table 2: FID 2 B (column DB-ALC2)

Compound	Time (min)	Peak Area
Ethanol	1.375	74.382
n-Propanol	2.471	194.207

# Scottsdale Police Department Crime Lab Volatiles Analysis

WAA

Sample: 0.200 FN07201502	Item number:
Injection date: 1/30/2019 6:24:47 PM	Vial: 3
Method: ethanol quant.M	Sequence: 30Jan19
Instrument: US14173023 CN14160045	Analyst: Adrian
Data file: C:\Chem32\1\Data\30Jan19\3.D	

Dissemination is restricted to Criminal Justice Agencies and authorized agencies ONLY. Secondary dissemination to unauthorized agencies is PROHIBITED. Scottsdale City Prosecutor

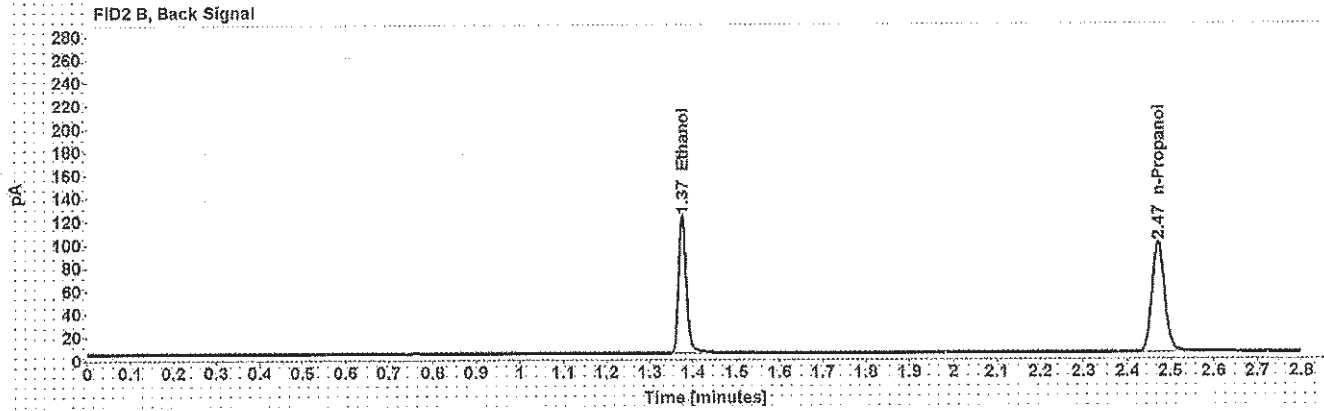
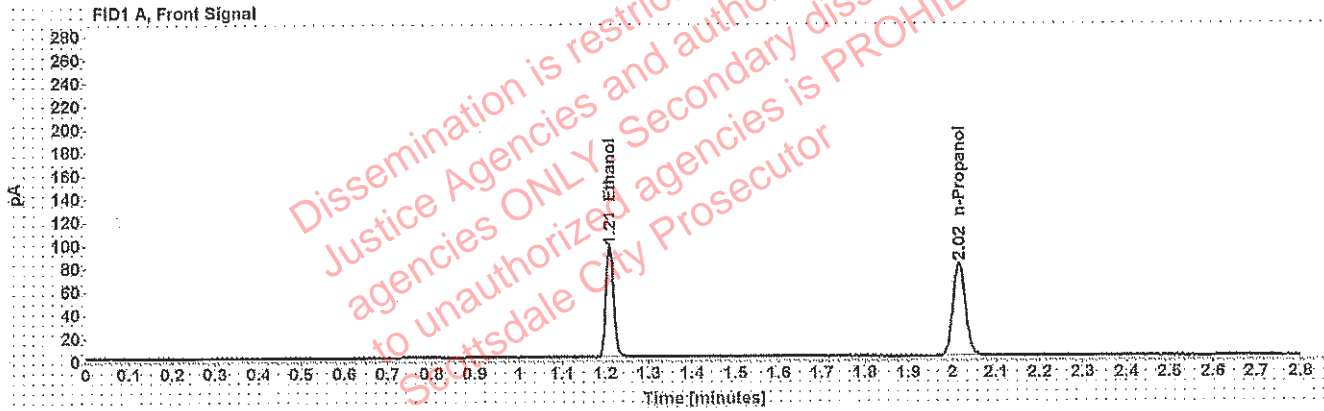


Table 1: FID 1 A (column DB-ALC1)

Compound	Time (min)	Peak Area
Ethanol	1.209	121.685
n-Propanol	2.015	160.445

Table 2: FID 2 B (column DB-ALC2)

Compound	Time (min)	Peak Area
Ethanol	1.375	150.265
n-Propanol	2.471	194.183

# Scottsdale Police Department Crime Lab Volatiles Analysis

WA

<b>Sample:</b> 0.400 FN11191402	<b>Item number:</b>
<b>Injection date:</b> 1/30/2019 6:28:47 PM	<b>Vial:</b> 4
<b>Method:</b> ethanol quant.M	<b>Sequence:</b> 30Jan19
<b>Instrument:</b> US14173023 CN14160045	<b>Analyst:</b> Adrian
<b>Data file:</b> C:\Chem3211\Data\30Jan19\4.D	

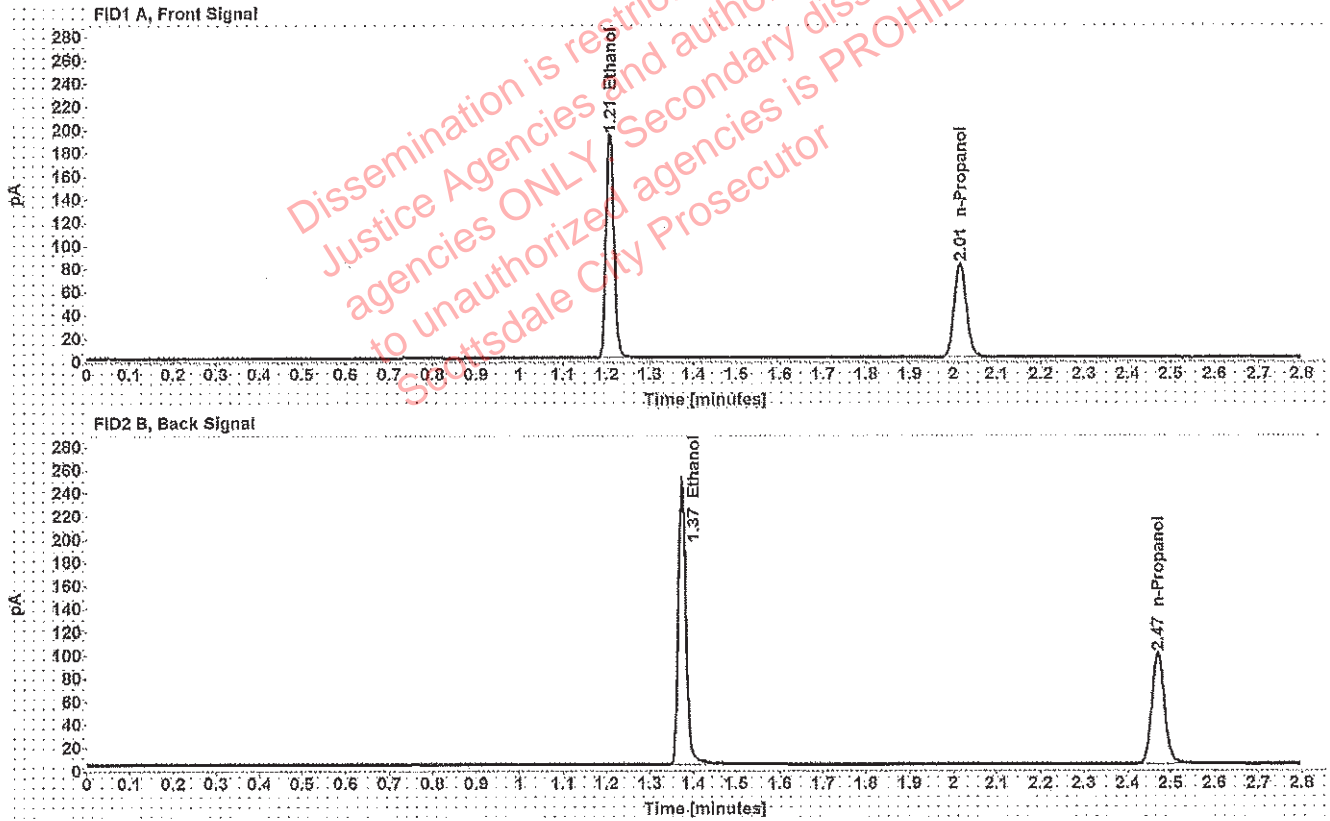


Table 1: FID 1 A (column DB-ALC1)

Compound	Time (min)	Peak Area
Ethanol	1.207	245.967
n-Propanol	2.015	162.068

Table 2: FID 2 B (column DB-ALC2)

Compound	Time (min)	Peak Area
Ethanol	1.374	305.404
n-Propanol	2.470	196.620

# Scottsdale Police Department Crime Lab Volatiles Analysis

WVA

<b>Sample:</b> blank 121118	<b>Item number:</b>
<b>Injection date:</b> 1/30/2019 6:32:47 PM	<b>Vial:</b> 5
<b>Method:</b> ethanol quant.M	<b>Sequence:</b> 30Jan19
<b>Instrument:</b> US14173023 CN14160045	<b>Analyst:</b> Adrian
<b>Data file:</b> C:\Chem32\1\Data\30Jan19\5.D	

Dissemination is restricted to Criminal Justice Agencies and authorized agencies ONLY. Secondary dissemination to unauthorized agencies is PROHIBITED. Scottsdale City Prosecutor

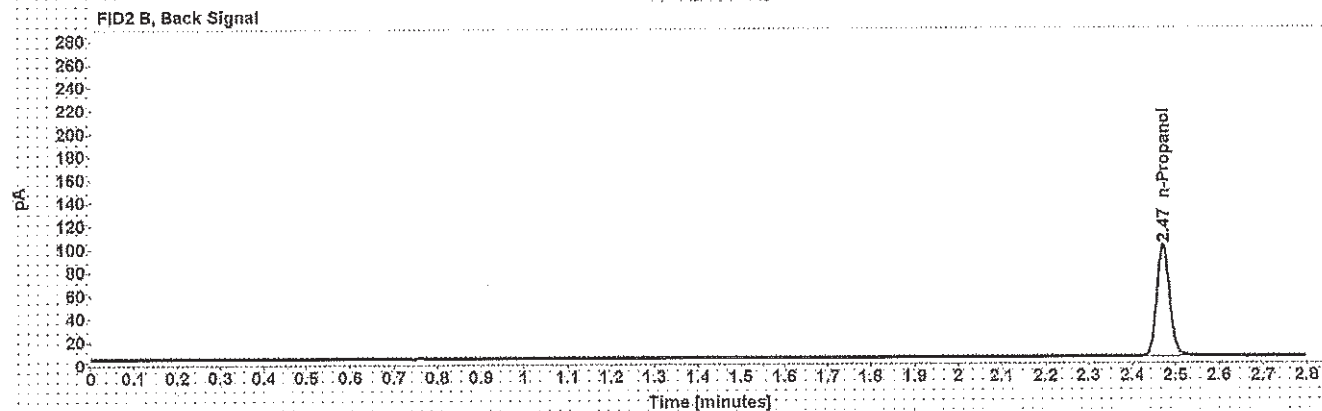
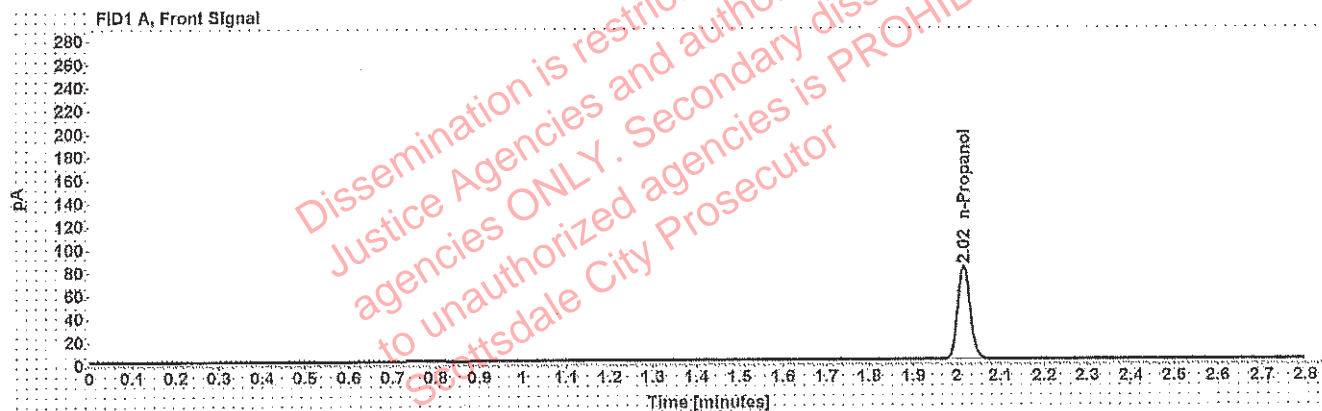


Table 1: FID 1 A (column DB-ALC1)

Compound	Amount (g/100mL)	Time (min)	Peak Area
n-Propanol	-----	2.015	162.365

Table 2: FID 2 B (column DB-ALC2)

Compound	Time (min)	Peak Area
n-Propanol	2.471	196.300

# Scottsdale Police Department Crime Lab Volatiles Analysis

WA

Sample: volatiles mix 020917	Item number:
Injection date: 1/30/2019 6:36:47 PM	Vial: 6
Method: ethanol quant.M	Sequence: 30Jan19
Instrument: US14173023 CN14160045	Analyst: Adrian
Data file: C:\Chem32\1\Data\30Jan19\6.D	

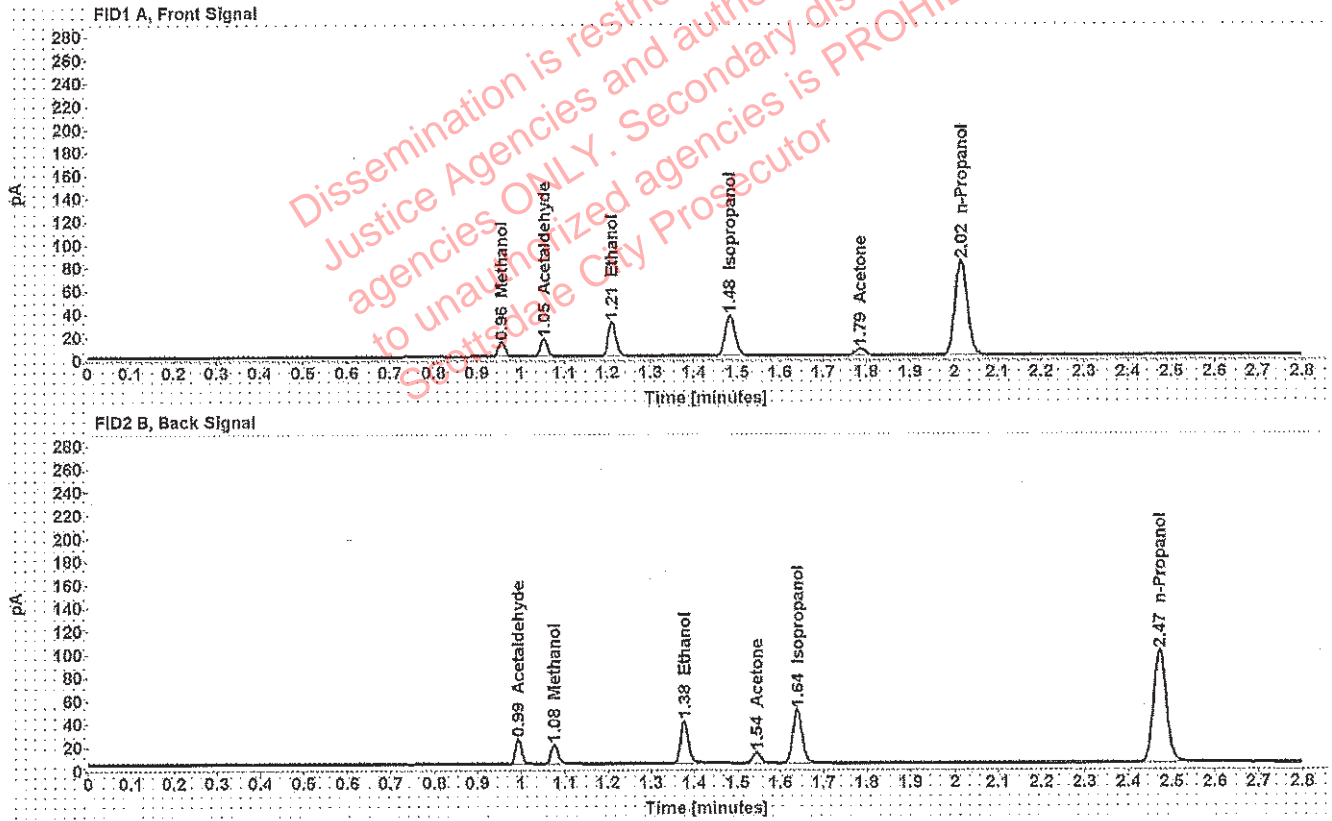


Table 1: FID 1 A (column DB-ALC1)

Compound	Amount (g/100mL)	Time (min)	Peak Area
Methanol	-----	0.957	14.123
Acetaldehyde	-----	1.055	16.518
>Ethanol	0.0619	1.210	38.204
Isopropanol	-----	1.484	56.063
Acetone	-----	1.786	10.077
n-Propanol	-----	2.016	163.883

Table 2: FID 2 B (column DB-ALC2)

Compound	Time (min)	Peak Area
Acetaldehyde	0.993	21.253
Methanol	1.077	17.778
Ethanol	1.376	46.794
Acetone	1.544	11.953
Isopropanol	1.639	70.079
n-Propanol	2.472	198.576



# Scottsdale Police Department Crime Lab Volatiles Analysis

WA

Sample: 0.400 08012015-C	Item number:
Injection date: 1/30/2019 6:41:02 PM	Vial: 7
Method: ethanol quant.M	Sequence: 30Jan19
Instrument: US14173023 CN14160045	Analyst: Adrian
Data file: C:\Chem32\1\Data\30Jan19\7.D	

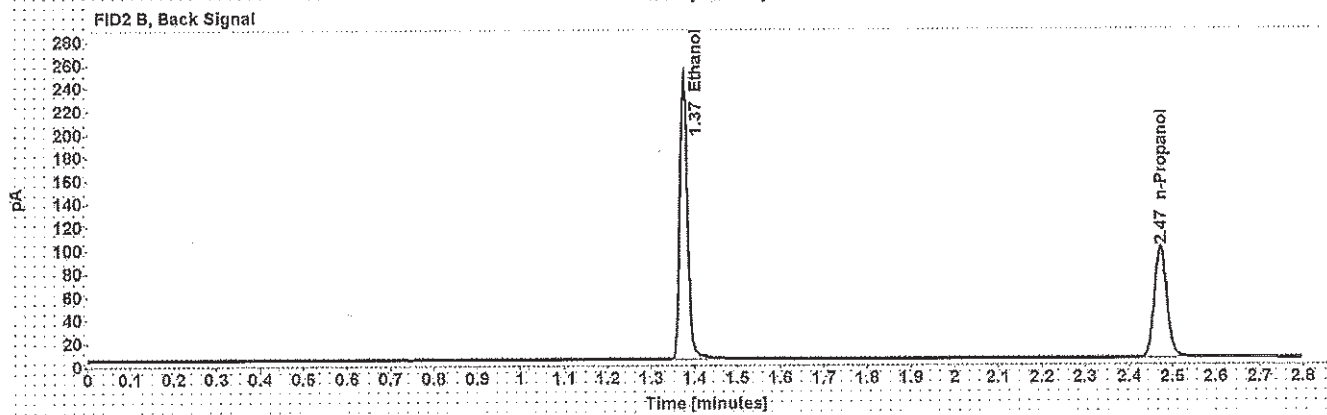
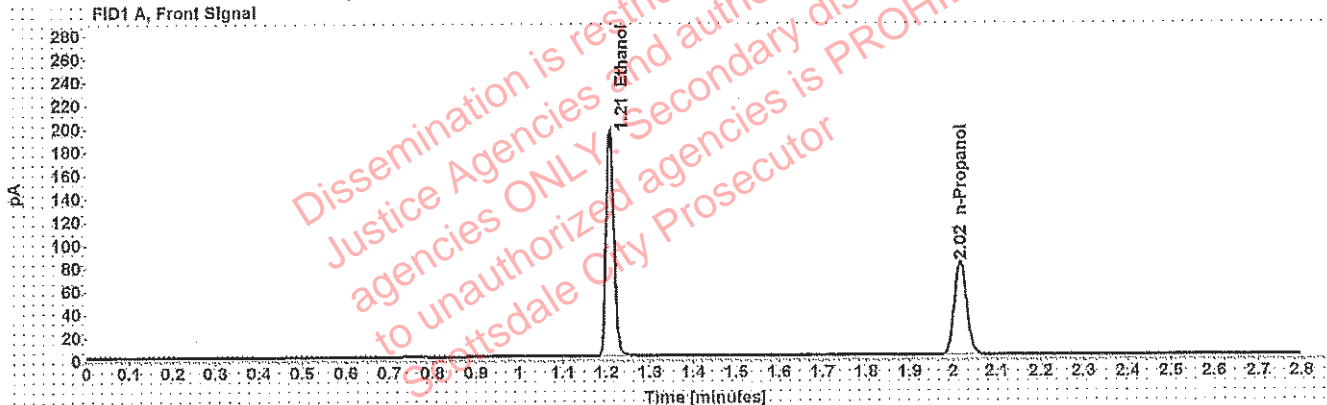


Table 1: FID 1 A (column DB-ALC1)

Compound	Amount (g/100mL)	Time (min)	Peak Area
>Ethanol	0.4034	1.208	246.668
n-Propanol	-----	2.016	161.152

Table 2: FID 2 B (column DB-ALC2)

Compound	Time (min)	Peak Area
Ethanol	1.375	305.360
n-Propanol	2.471	195.614

# Scottsdale Police Department Crime Lab Volatiles Analysis

44

Sample: 0.040 09022015-A	Item number:
Injection date: 1/30/2019 6:45:02 PM	Vial: 8
Method: ethanol quant.M	Sequence: 30Jan19
Instrument: US14173023 CN14160045	Analyst: Adrian
Data file: C:\Chem32\1\Data\30Jan19\8.D	

Dissemination is restricted to Criminal Justice Agencies and authorized agencies ONLY. Secondary dissemination to unauthorized agencies is PROHIBITED. Scottsdale City Prosecutor

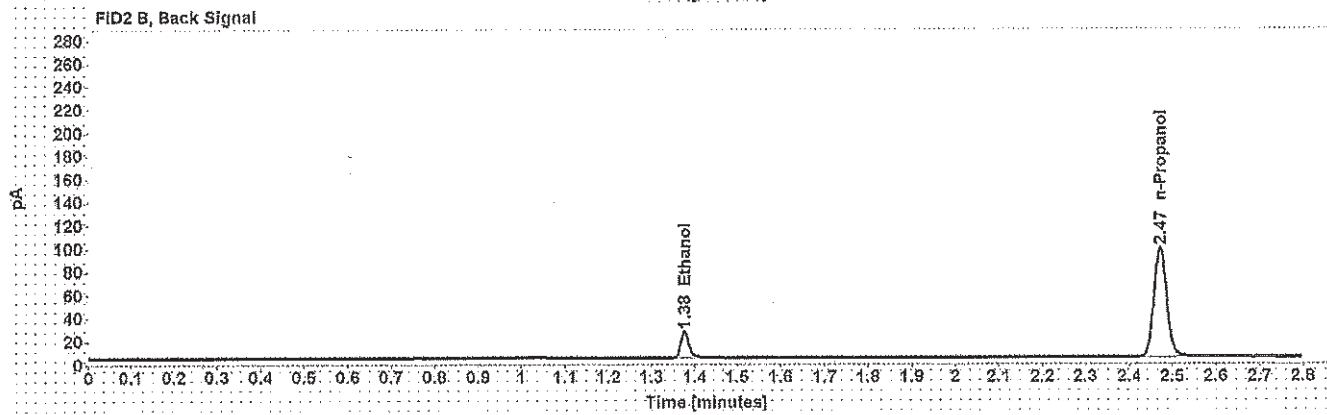
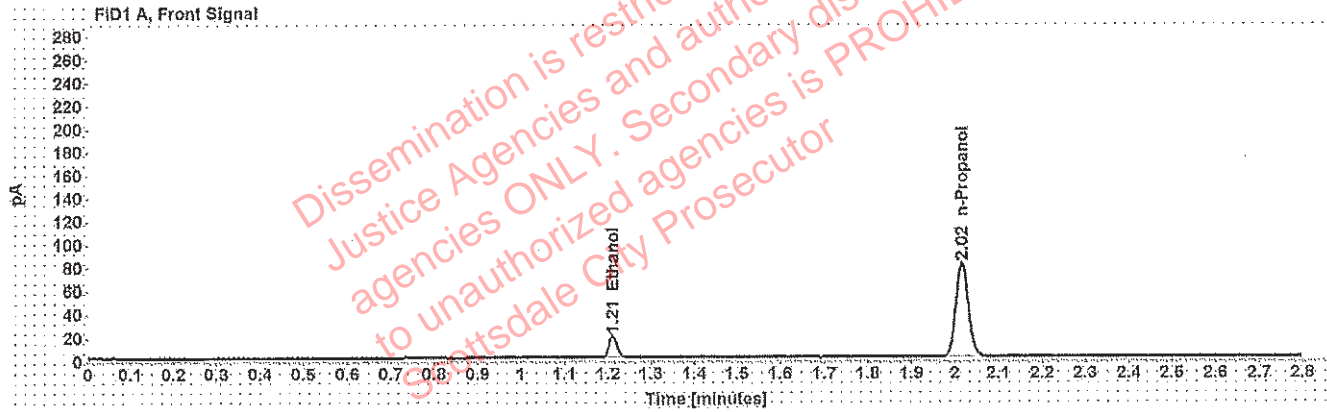


Table 1: FID 1 A (column DB-ALC1)

Compound	Amount (g/100mL)	Time (min)	Peak Area
>Ethanol	0.0397	1.211	23.843
n-Propanol	-----	2.015	160.461

Table 2: FID 2 B (column DB-ALC2)

Compound	Time (min)	Peak Area
Ethanol	1.376	29.161
n-Propanol	2.471	193.959

# Scottsdale Police Department Crime Lab Volatiles Analysis

WA

Sample: 0.198 407041529/13	Item number:
Injection date: 1/30/2019 6:49:02 PM	Vial: 9
Method: ethanol quant.M	Sequence: 30Jan19
Instrument: US14173023 CN14160045	Analyst: Adrian
Data file: C:\Chem32\1\Data\30Jan19\9.D	

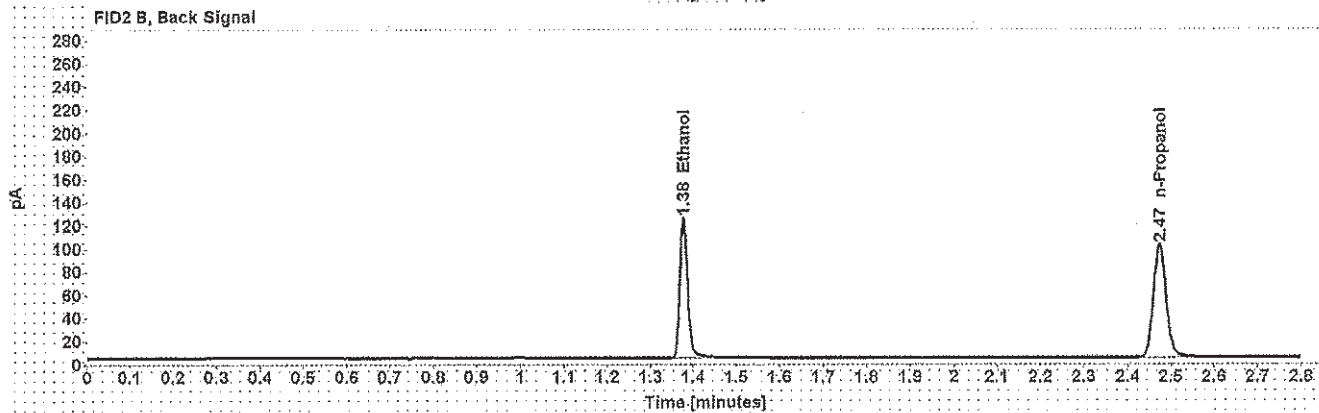
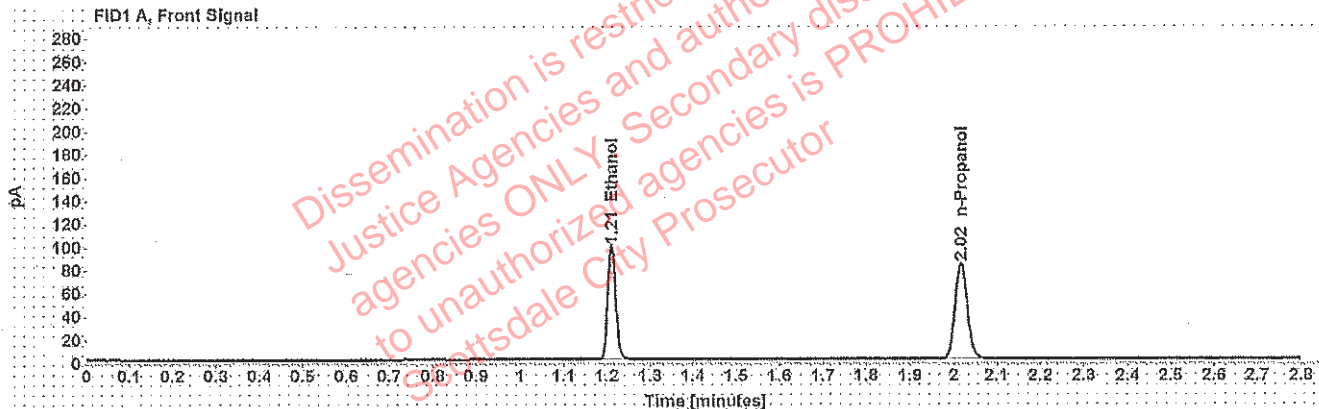


Table 1: FID 1 A (column DB-ALC1)

Compound	Amount (g/100mL)	Time (min)	Peak Area
>Ethanol	0.1996	1.210	125.283
n-Propanol	-----	2.017	165.687

Table 2: FID 2 B (column DB-ALC2)

Compound	Time (min)	Peak Area
Ethanol	1.377	154.310
n-Propanol	2.474	200.719

# Scottsdale Police Department Crime Lab Volatiles Analysis

Sample: 0.080 28082014-B	Item number: <span style="float: right;">WA</span>
Injection date: 1/30/2019 7:33:32 PM	Vial: 20
Method: ethanol quant.M	Sequence: 30Jan19
Instrument: US14173023 CN14160045	Analyst: Adrian
Data file: C:\Chem32\1\Data\30Jan19\20.D	

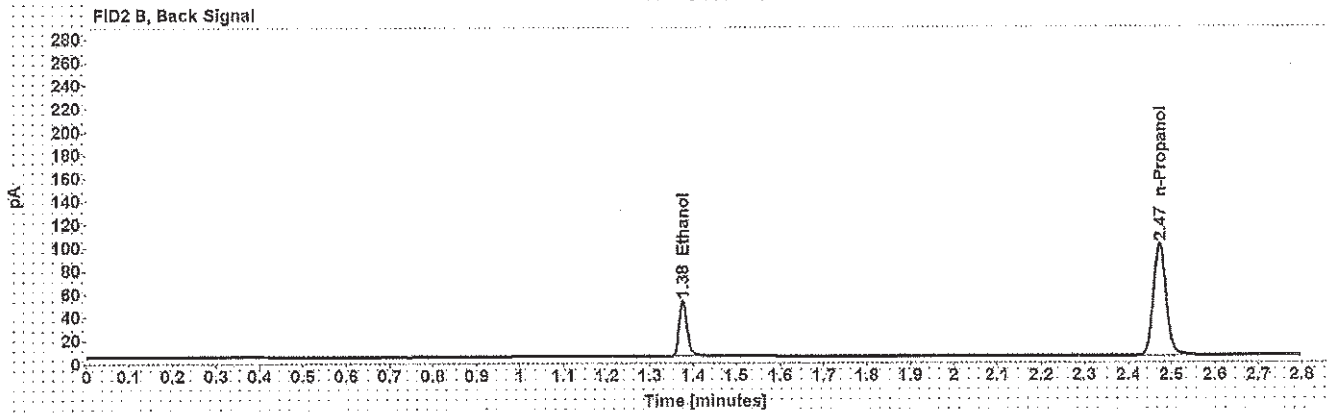
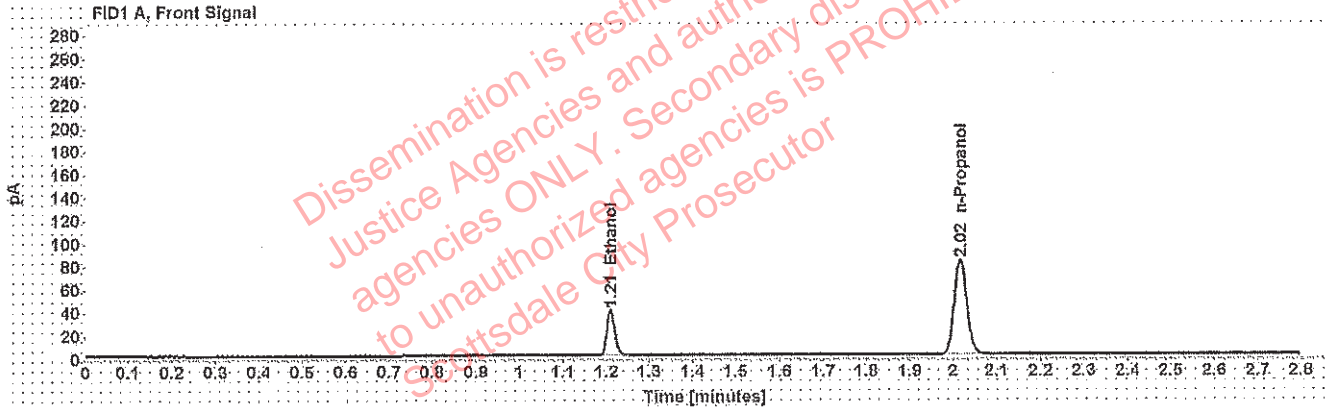


Table 1: FID 1 A (column DB-ALC1)

Compound	Amount (g/100mL)	Time (min)	Peak Area
>Ethanol	0.0802	1.210	49.729
n-Propanol	-----	2.016	164.384

Table 2: FID 2 B (column DB-ALC2)

Compound	Time (min)	Peak Area
Ethanol	1.376	61.195
n-Propanol	2.472	198.908

# Scottsdale Police Department Crime Lab Volatiles Analysis

WA

Sample: 0.150 09022015-C	Item number:
Injection date: 1/30/2019 8:18:02 PM	Vial: 31
Method: ethanol quant.M	Sequence: 30Jan19
Instrument: US14173023 CN14160045	Analyst: Adrian
Data file: C:\Chem32\1\Data\30Jan19\31.D	

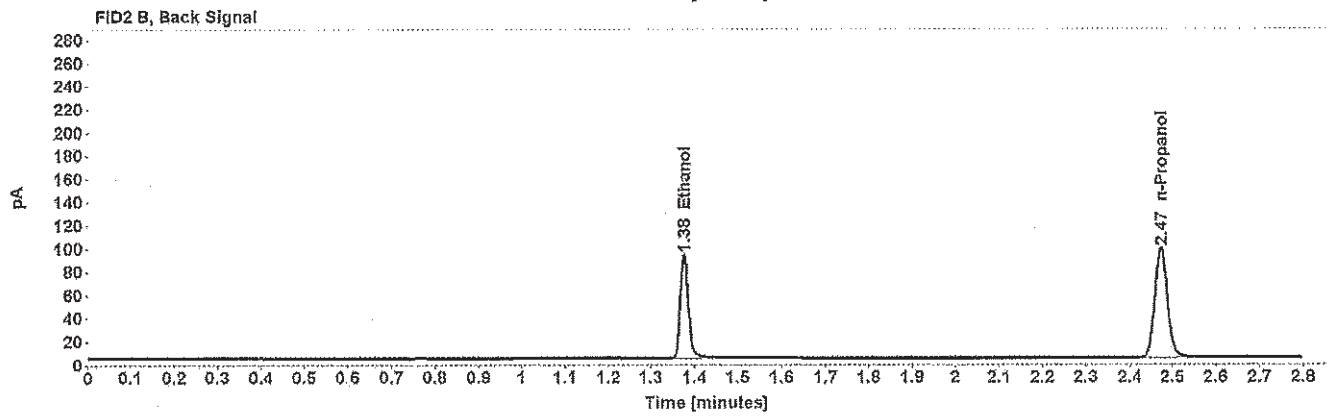
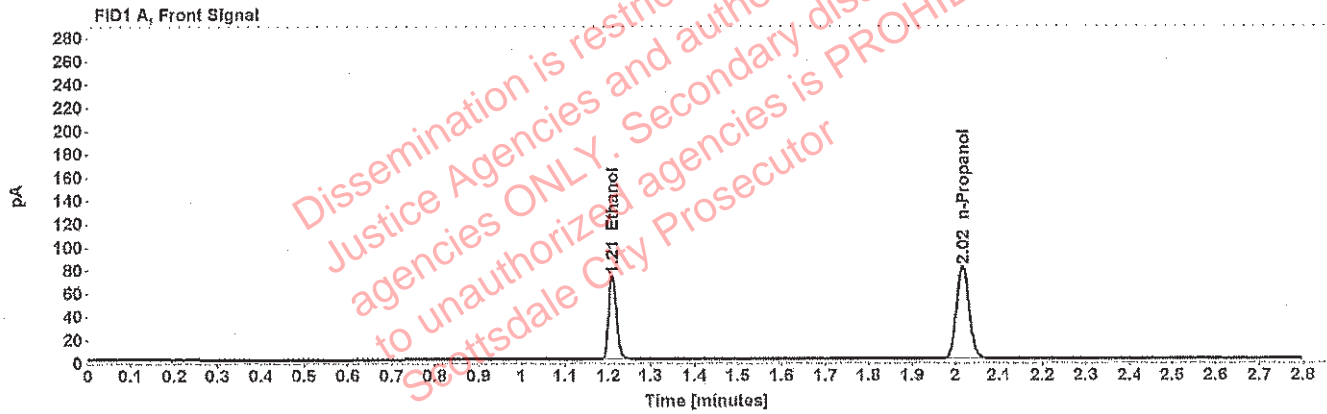


Table 1: FID 1 A (column DB-ALC1)

Compound	Amount (g/100mL)	Time (min)	Peak Area
>Ethanol	0.1529	1.210	92.669
n-Propanol	-----	2.016	160.102

Table 2: FID 2 B (column DB-ALC2)

Compound	Time (min)	Peak Area
Ethanol	1.376	114.200
n-Propanol	2.472	194.167

# Scottsdale Police Department Crime Lab Volatiles Analysis

WA

Sample: 0.198 407041529/13	Item number:
Injection date: 1/30/2019 9:02:18 PM	Vial: 42
Method: ethanol quant.M	Sequence: 30Jan19
Instrument: US14173023 CN14160045	Analyst: Adrian
Data file: C:\Chem32\1\Data\30Jan19\42.D	

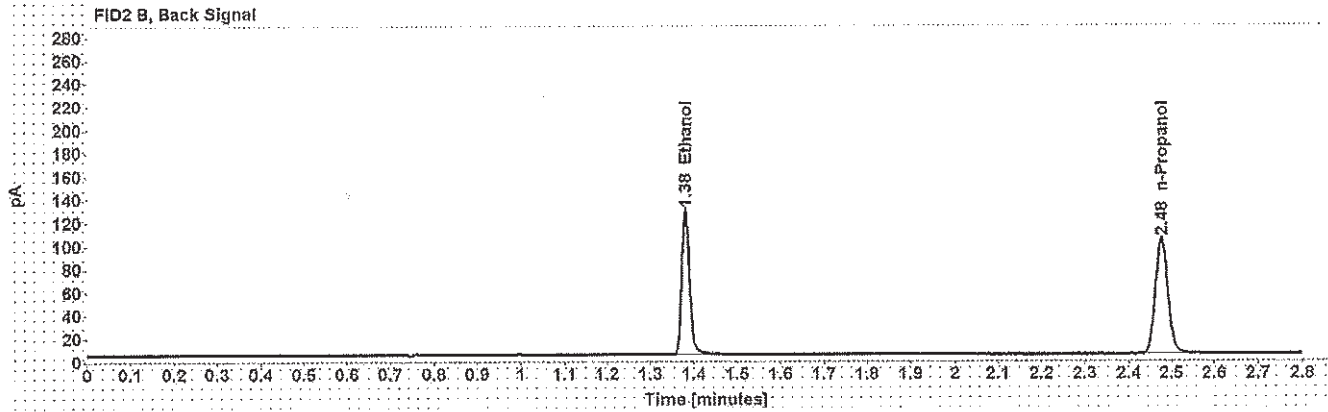
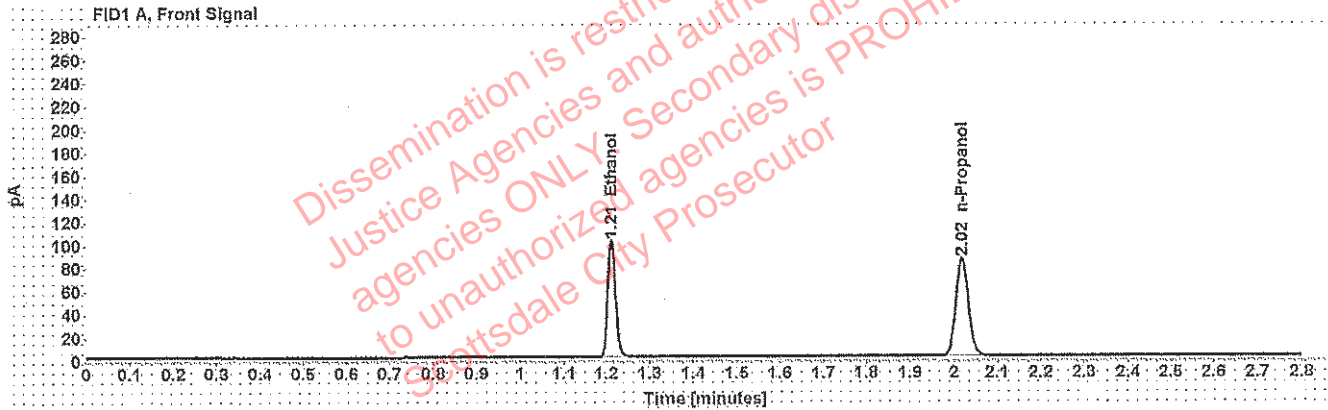


Table 1: FID 1 A (column DB-ALC1)

Compound	Amount (g/100mL)	Time (min)	Peak Area
>Ethanol	0.2028	1.212	129.153
n-Propanol	-----	2.018	168.099

Table 2: FID 2 B (column DB-ALC2)

Compound	Time (min)	Peak Area
Ethanol	1.380	160.030
n-Propanol	2.476	204.493

# Scottsdale Police Department Crime Lab Volatiles Analysis

Sample: 0.080 28082014-B	Item number:
Injection date: 1/30/2019 9:46:47 PM	Vial: 53
Method: ethanol quant.M	Sequence: 30Jan19
Instrument: US14173023 CN14160045	Analyst: Adrian
Data file: C:\Chem32\1\Data\30Jan19\53.D	

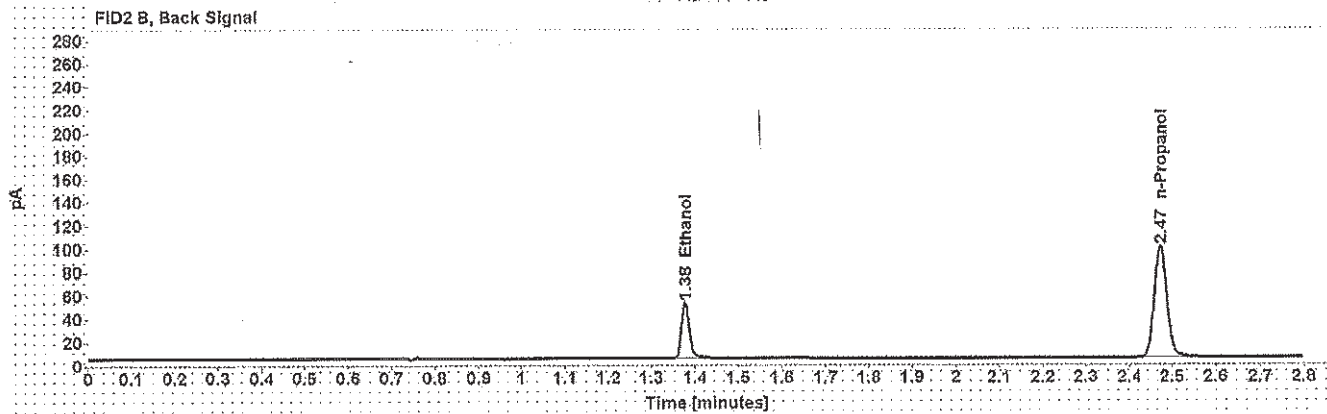
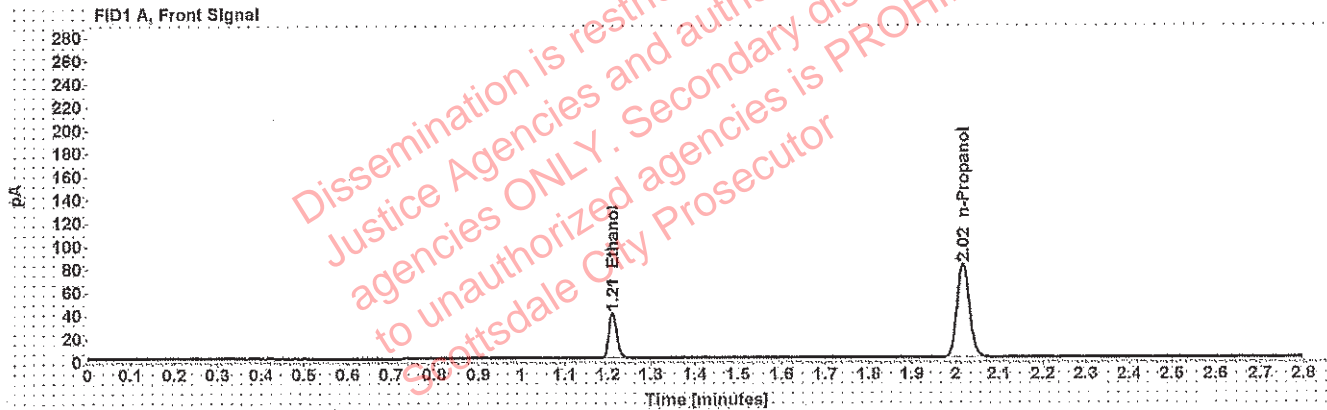


Table 1: FID 1 A (column DB-ALC1)

Compound	Amount (g/100mL)	Time (min)	Peak Area
>Ethanol	0.0812	1.210	49.497
n-Propanol	-----	2.016	161.592

Table 2: FID 2 B (column DB-ALC2)

Compound	Time (min)	Peak Area
Ethanol	1.377	61.117
n-Propanol	2.472	196.426

# Scottsdale Police Department Crime Lab Volatiles Analysis

WA

Sample: 0.150 09022015-C	Item number:
Injection date: 1/30/2019 10:31:17 PM	Vial: 64
Method: ethanol quant.M	Sequence: 30Jan19
Instrument: US14173023 CN14160045	Analyst: Adrian
Data file: C:\Chem32\1\Data\30Jan19\64.D	

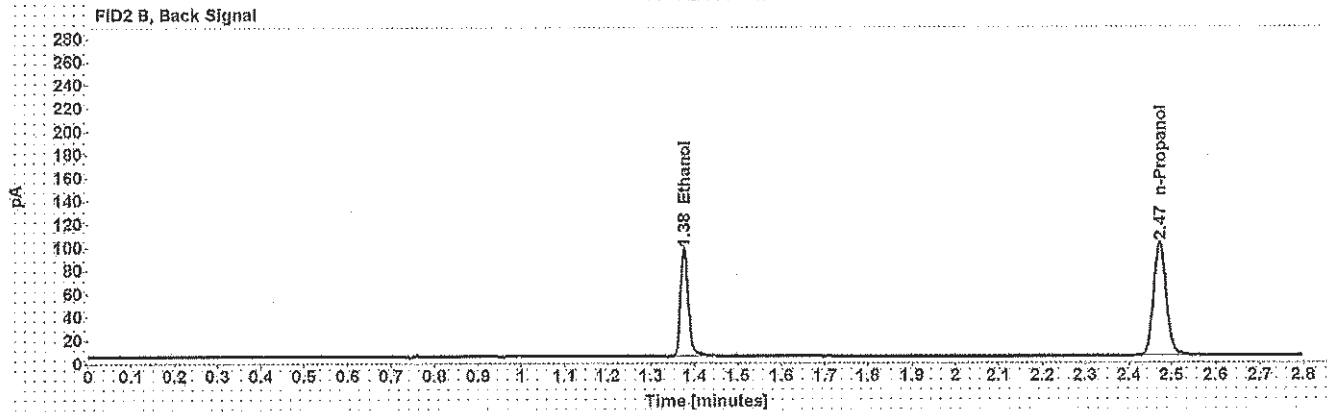
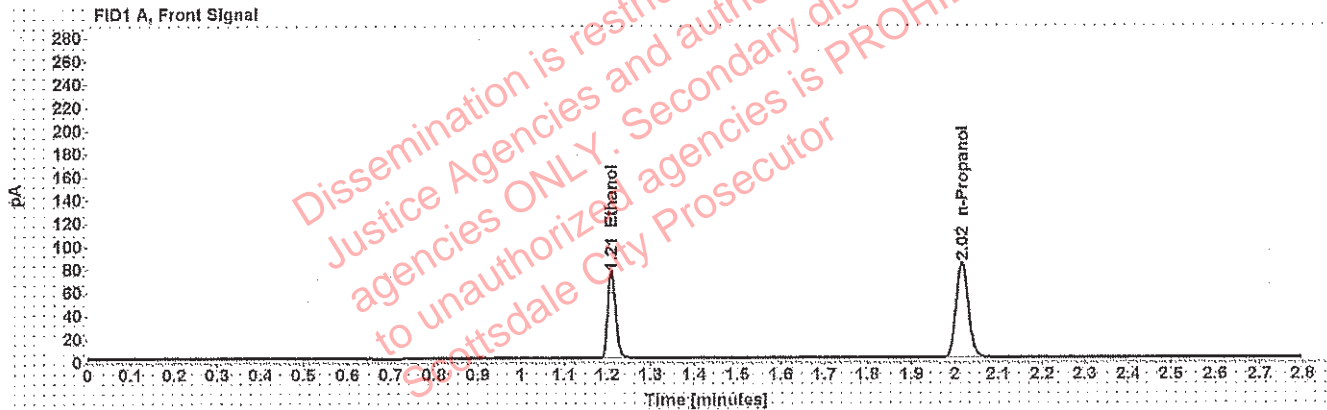


Table 1: FID 1 A (column DB-ALC1)

Compound	Amount (g/100mL)	Time (min)	Peak Area
>Ethanol	0.1524	1.210	95.001
n-Propanol	-----	2.016	164.686

Table 2: FID 2 B (column DB-ALC2)

Compound	Time (min)	Peak Area
Ethanol	1.376	117.758
n-Propanol	2.472	200.660



# Scottsdale Police Department Crime Lab Volatiles Analysis

WA

Sample: 0.198 407041529/13	Item number:
Injection date: 1/30/2019 11:15:47 PM	Vial: 75
Method: ethanol quant.M	Sequence: 30Jan19
Instrument: US14173023 CN14160045	Analyst: Adrian
Data file: C:\Chem32\1\Data\30Jan19\75.D	

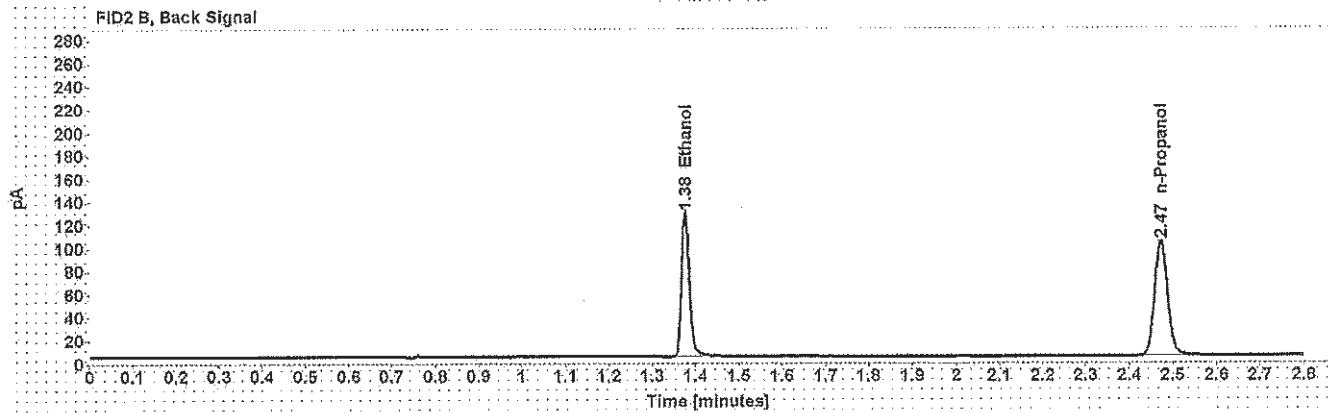
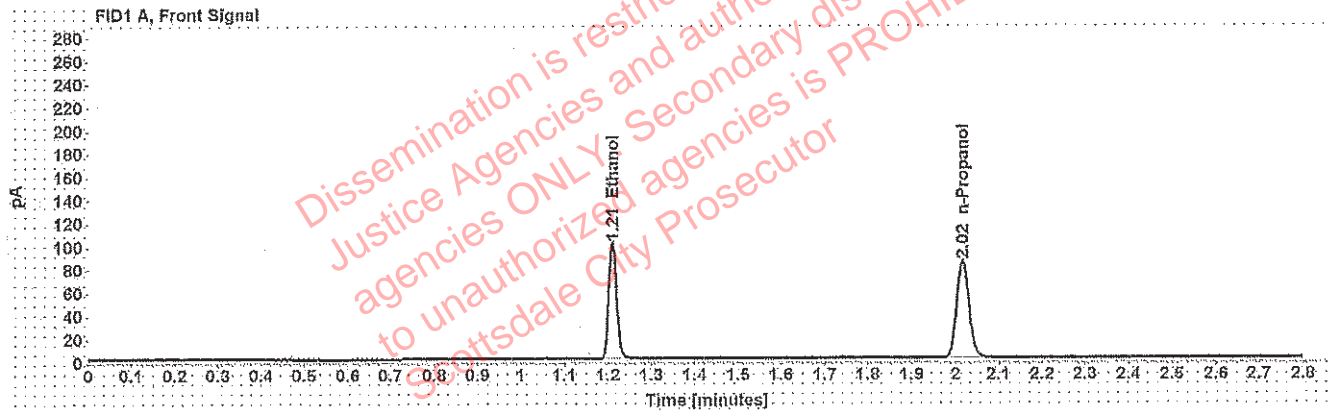


Table 1: FID 1 A (column DB-ALC1)

Compound	Amount (g/100mL)	Time (min)	Peak Area
>Ethanol	0.2013	1.210	127.436
n-Propanol	-----	2.016	167.109

Table 2: FID 2 B (column DB-ALC2)

Compound	Time (min)	Peak Area
Ethanol	1.377	158.412
n-Propanol	2.473	203.846

# Scottsdale Police Department Crime Lab Volatiles Analysis

WA

Sample: 0.40 08012015-C	Item number:
Injection date: 1/30/2019 11:44:02 PM	Vial: 82
Method: ethanol quant.M	Sequence: 30Jan19
Instrument: US14173023 CN14160045	Analyst: Adrian
Data file: C:\Chem32\1\Data\30Jan19\82.D	

Dissemination is restricted to Criminal Justice Agencies and authorized Non-C.J. agencies ONLY. Secondary dissemination to unauthorized agencies is PROHIBITED. Scottsdale City Prosecutor

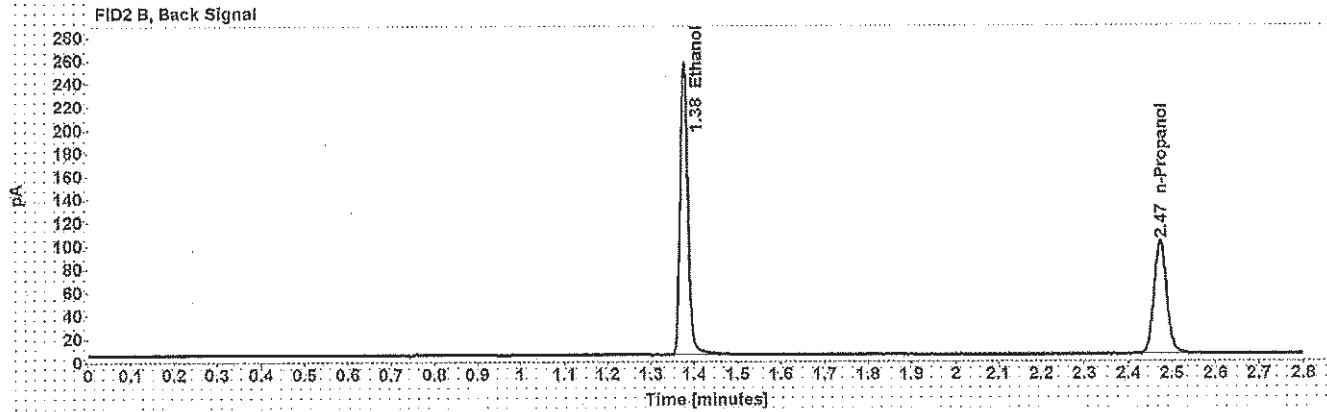
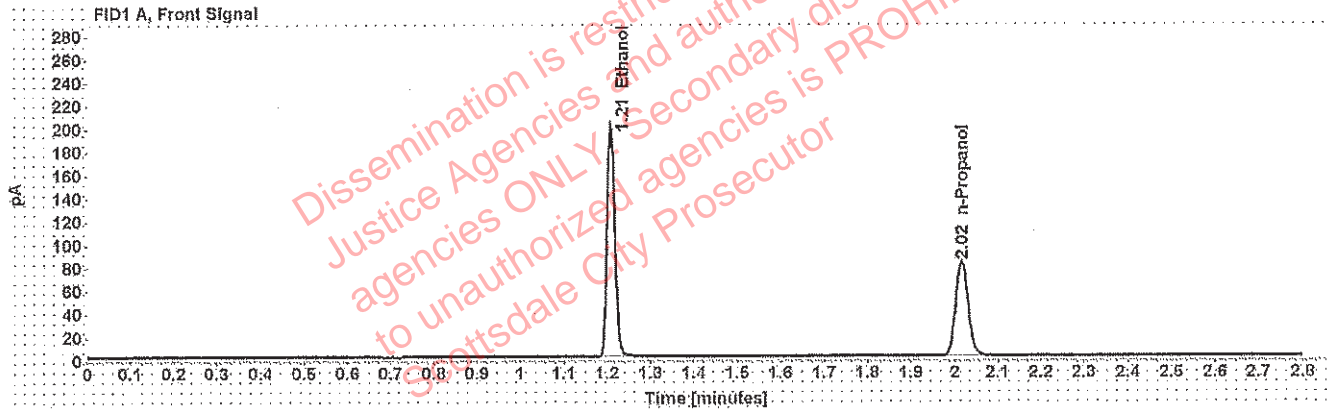


Table 1: FID 1 A (column DB-ALC1)

Compound	Amount (g/100mL)	Time (min)	Peak Area
>Ethanol	0.4087	1.209	253.841
n-Propanol	-----	2.016	163.694

Table 2: FID 2 B (column DB-ALC2)

Compound	Time (min)	Peak Area
Ethanol	1.376	316.626
n-Propanol	2.472	200.280

# Scottsdale Police Department Crime Lab Volatiles Analysis

WA

Sample: 0.04 09022015-A	Item number:
Injection date: 1/30/2019 11:48:03 PM	Vial: 83
Method: ethanol quant.M	Sequence: 30Jan19
Instrument: US14173023 CN14160045	Analyst: Adrian
Data file: C:\Chem32\1\Data\30Jan19\83.D	

Dissemination is restricted to Criminal Justice Agencies and authorized agencies ONLY. Secondary dissemination to unauthorized agencies is PROHIBITED. Scottsdale City Prosecutor

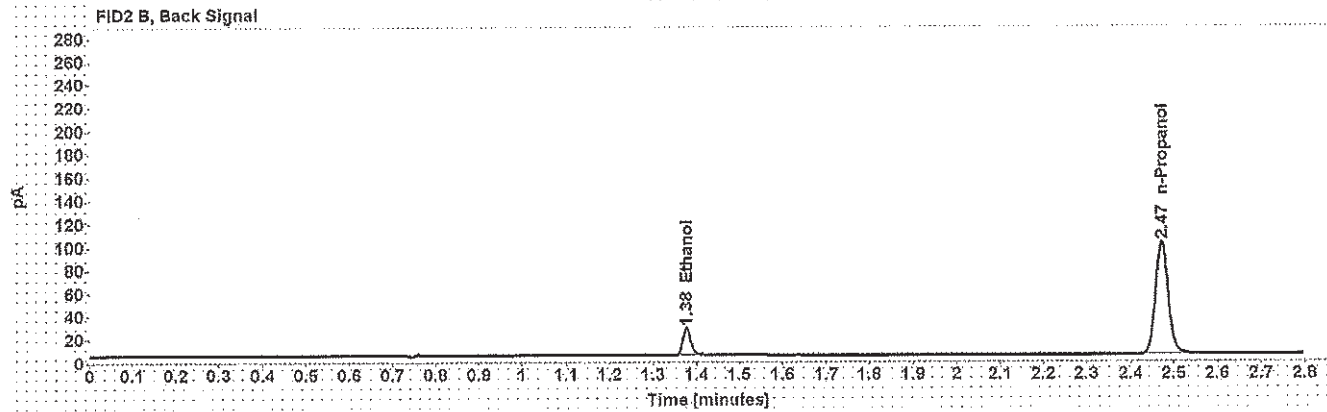
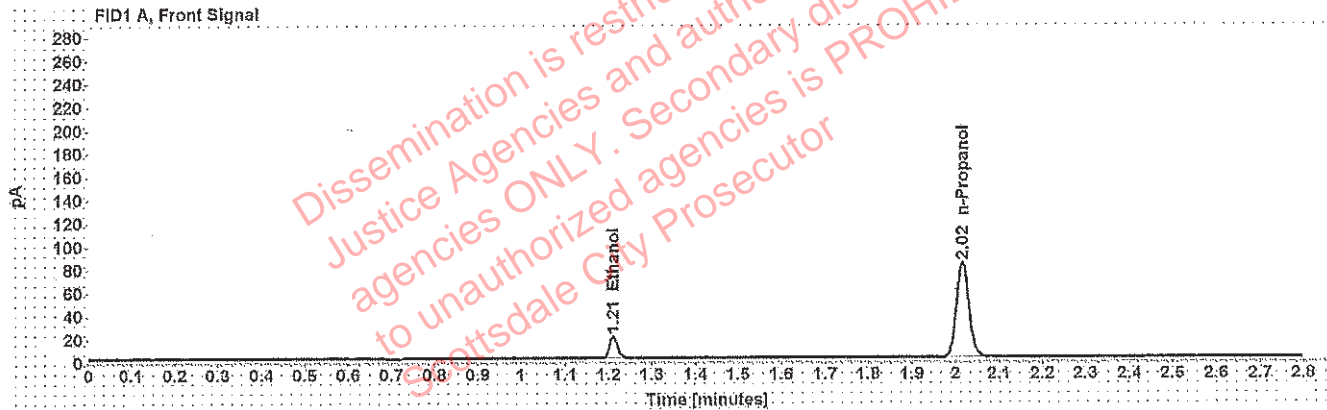


Table 1: FID 1 A (column DB-ALC1)

Compound	Amount (g/100mL)	Time (min)	Peak Area
>Ethanol	0.0398	1.211	24.517
n-Propanol	-----	2.016	164.671

Table 2: FID 2 B (column DB-ALC2)

Compound	Time (min)	Peak Area
Ethanol	1.377	30.367
n-Propanol	2.472	200.599

# Scottsdale Police Department Crime Lab Volatiles Analysis

LWA

Sample: 0.198 407041529/13	Item number:
Injection date: 1/30/2019 11:52:02 PM	Vial: 84
Method: ethanol quant.M	Sequence: 30Jan19
Instrument: US14173023 CN14160045	Analyst: Adrian
Data file: C:\Chem32\1\Data\30Jan19\84.D	

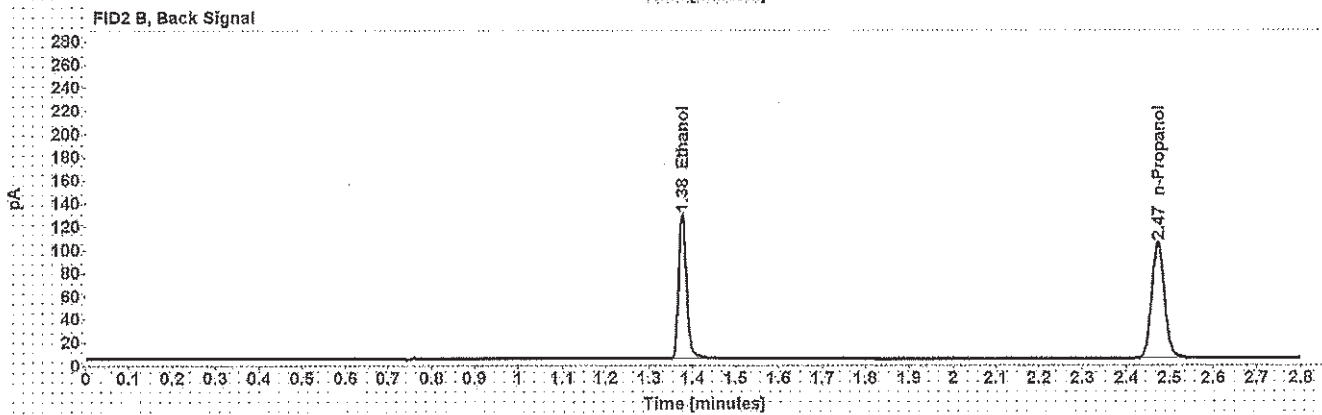
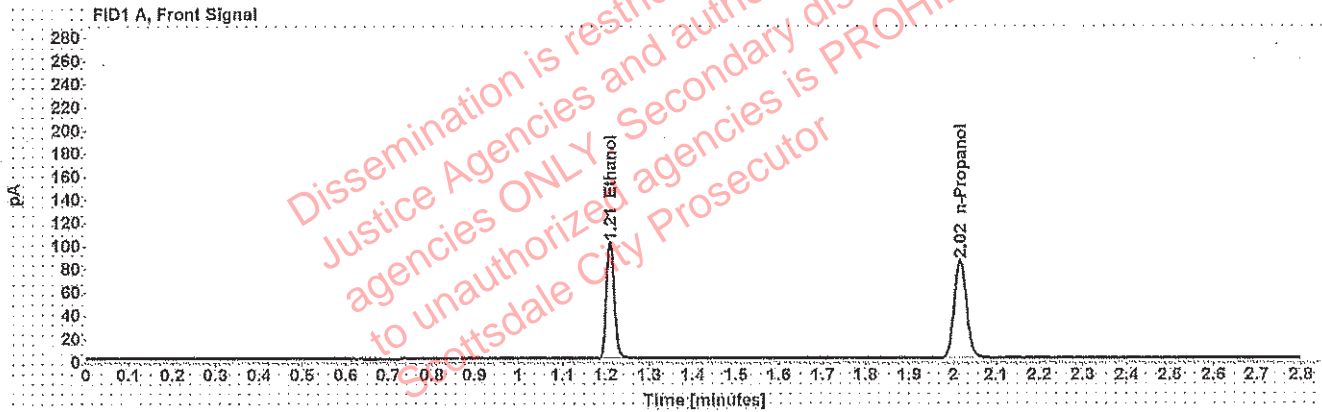


Table 1: FID 1 A (column DB-ALC1)

Compound	Amount (g/100mL)	Time (min)	Peak Area
>Ethanol	0.1997	1.209	127.616
n-Propanol	-----	2.016	168.662

Table 2: FID 2 B (column DB-ALC2)

Compound	Time (min)	Peak Area
Ethanol	1.376	158.857
n-Propanol	2.472	206.338

# Scottsdale Police Department Crime Lab Volatiles Analysis

WA

Sample: blank 121118	Item number:
Injection date: 1/30/2019 11:56:17 PM	Vial: 85
Method: ethanol quant.M	Sequence: 30Jan19
Instrument: US14173023 CN14160045	Analyst: Adrian
Data file: C:\Chem32\1\Data\30Jan19\85.D	

Dissemination is restricted to Criminal Justice Agencies and authorized Non-C.J. agencies ONLY. Secondary dissemination to unauthorized agencies is PROHIBITED. Scottsdale City Prosecutor

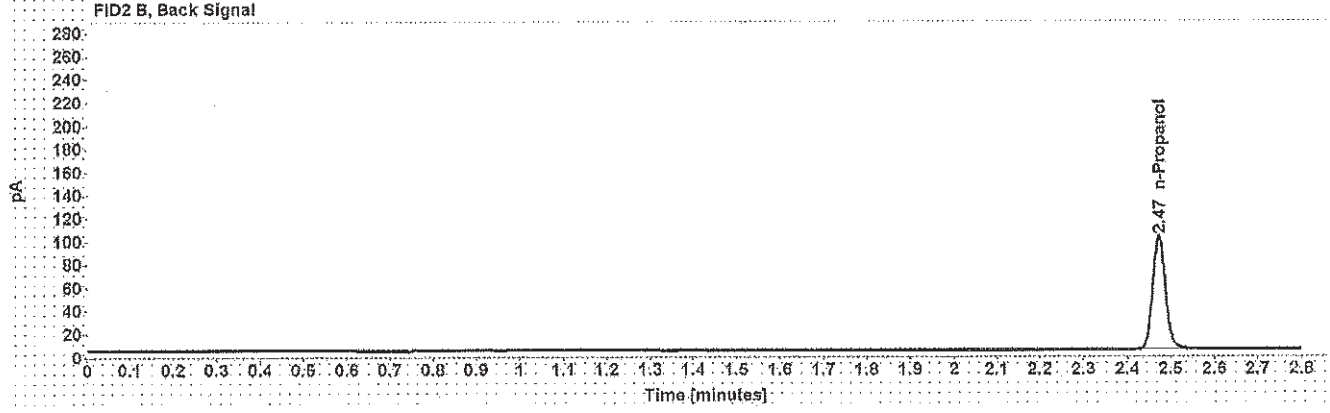
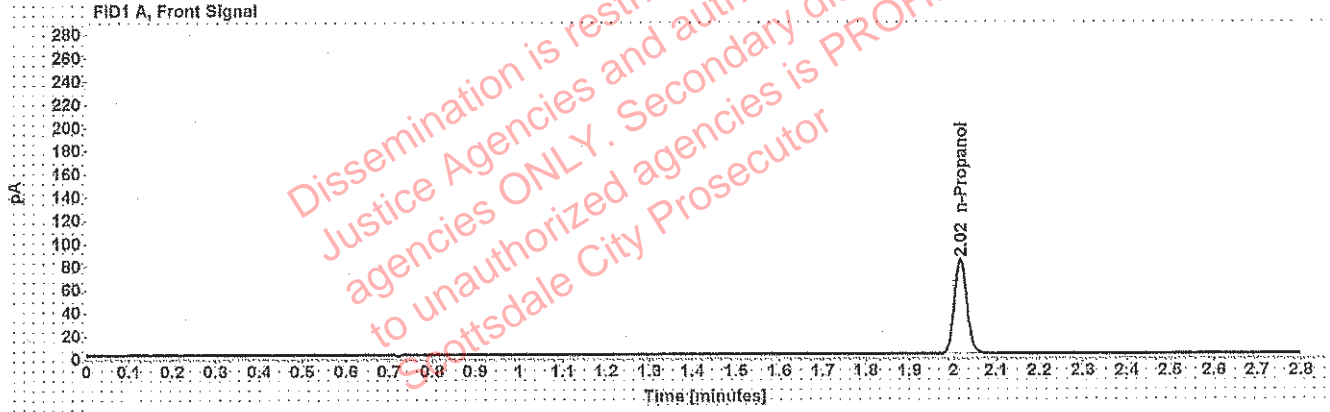


Table 1: FID 1 A (column DB-ALC1)

Compound	Amount (g/100mL)	Time (min)	Peak Area
n-Propanol	-----	2.016	164.559

Table 2: FID 2 B (column DB-ALC2)

Compound	Time (min)	Peak Area
n-Propanol	2.472	200.409

# Sequence Summary

Sequence name: 30Jan19      Instrument: US14173023 CN14160045      Analyst: Adrian

Vial	Sample	Type	Item Number	Method
1	0.020 FN0324 1604	Calibration		ethanol quant.M
2	0.100 FN0618 1501	Calibration		ethanol quant.M
3	0.200 FN0720 1502	Calibration		ethanol quant.M
4	0.400 FN1119 1402	Calibration		ethanol quant.M
5	blank 121118	Control		ethanol quant.M
6	volatiles mix 020917	Control		ethanol quant.M
7	0.400 08012015-C	Control		ethanol quant.M
8	0.040 09022015-A	Control		ethanol quant.M
9	0.198 407041529/13	Control		ethanol quant.M
10		Sample	1226235	ethanol quant.M
11		Sample	1226235	ethanol quant.M
12		Sample	1224899	ethanol quant.M
13		Sample	1224899	ethanol quant.M
14		Sample	1230518	ethanol quant.M
15		Sample	1230518	ethanol quant.M
16		Sample	338-01A	ethanol quant.M
17		Sample	338-01A	ethanol quant.M
18		Sample	1247241	ethanol quant.M
19		Sample	1247241	ethanol quant.M
20	0.080 28082014-B	Control		ethanol quant.M
21		Sample	1233996	ethanol quant.M
22		Sample	1233996	ethanol quant.M
23		Sample	1252122	ethanol quant.M
24		Sample	1252122	ethanol quant.M
25		Sample	338-01A	ethanol quant.M
26		Sample	338-01A	ethanol quant.M
27		Sample	200-03A	ethanol quant.M
28		Sample	200-03A	ethanol quant.M
29		Sample	176-01A	ethanol quant.M
30		Sample	176-01A	ethanol quant.M
31	0.150 09022015-C	Control		ethanol quant.M
32		Sample	1227454	ethanol quant.M
33		Sample	1227454	ethanol quant.M
34		Sample	1253236	ethanol quant.M
35		Sample	1253236	ethanol quant.M
36		Sample	1252353	ethanol quant.M
37		Sample	1252353	ethanol quant.M
38		Sample	311-01A	ethanol quant.M
39		Sample	311-01A	ethanol quant.M
40		Sample	1253728	ethanol quant.M
41		Sample	1253728	ethanol quant.M
42	0.198 407041529/13	Control		ethanol quant.M
43		Sample	1242153	ethanol quant.M
44		Sample	1242153	ethanol quant.M
45		Sample	1252913	ethanol quant.M
46		Sample	1252913	ethanol quant.M
47		Sample	1249172	ethanol quant.M

Dissemination is restricted to Criminal Justice Agencies and authorized agencies ONLY. Secondary dissemination to unauthorized agencies is PROHIBITED. Scottsdale City Prosecutor

## Sequence Summary

30 Jun 19 WAB1570 1/31/19

48			Sample	1249172	ethanol quant.M
49		za	Sample	1253539	ethanol quant.M
50		za	Sample	1253539	ethanol quant.M
51			Sample	1254063	ethanol quant.M
52			Sample	1254063	ethanol quant.M
53	0.080 28082014-B		Control		ethanol quant.M
54			Sample	1254415	ethanol quant.M
55			Sample	1254415	ethanol quant.M
56			Sample	1254364	ethanol quant.M
57			Sample	1254364	ethanol quant.M
58			Sample	358-01A	ethanol quant.M
59			Sample	358-01A	ethanol quant.M
60			Sample	1251832	ethanol quant.M
61			Sample	1251832	ethanol quant.M
62			Sample	1251948	ethanol quant.M
63			Sample	1251948	ethanol quant.M
64	0.150 09022015-C		Control		ethanol quant.M
65			Sample	1251100	ethanol quant.M
66			Sample	1251100	ethanol quant.M
67			Sample	1251279	ethanol quant.M
68			Sample	1251279	ethanol quant.M
69			Sample	1251244	ethanol quant.M
70			Sample	1251244	ethanol quant.M
71			Sample	1250533	ethanol quant.M
72			Sample	1250533	ethanol quant.M
73			Sample	1251087	ethanol quant.M
74			Sample	1251087	ethanol quant.M
75	0.198 407041529/13		Control		ethanol quant.M
76			Sample	1250985	ethanol quant.M
77			Sample	1250985	ethanol quant.M
78			Sample	1254713	ethanol quant.M
79			Sample	1254713	ethanol quant.M
80			Sample	1253835	ethanol quant.M
81			Sample	1253835	ethanol quant.M
82	0.40 08012015-C		Control		ethanol quant.M
83	0.04 09022015-A		Control		ethanol quant.M
84	0.198 407041529/13		Control		ethanol quant.M
85	blank 121118		Control		ethanol quant.M

# Scottsdale Police Department Crime Laboratory Summary of Cases

SEQUENCE NAME: 30Jan19

ANALYST: Adrian *wk*

Vials	Test 1 (g/dL)	Test 2 (g/dL)	Mean (g/dL)	Percent Difference*	Absolute Difference (g/dL)*
10 11	0.0945	0.0955	0.09500	0.53	0.00050
12 13	0.1079	0.1090	0.10845	0.51	0.00055
14 15	0.0865	0.0868	0.08665	0.17	0.00015
16 17	0.1619	0.1609	0.16140	0.31	0.00050
18 19	0.0000	0.0000	0.00000	0.00	0.00000
21 22	0.2458	0.2460	0.24590	0.04	0.00010
23 24	0.3133	0.3112	0.31225	0.34	0.00105
25 26	0.2102	0.2125	0.21135	0.54	0.00115
27 28	0.0631	0.0607	0.06190	1.94	0.00120
29 30	0.1811	0.1813	0.18120	0.06	0.00010
32 33	0.1356	0.1357	0.13565	0.04	0.00005
34 35	0.1854	0.1860	0.18570	0.16	0.00030
36 37	0.1818	0.1820	0.18190	0.05	0.00010
38 39	0.2260	0.2293	0.22765	0.72	0.00165
40 41	0.1438	0.1427	0.14325	0.38	0.00055
43 44	0.1601	0.1600	0.16005	0.03	0.00005
45 46	0.1983	0.1983	0.19830	0.00	0.00000
47 48	0.1835	0.1841	0.18380	0.16	0.00030
49 50	0.0701	0.0699	0.07000	0.14	0.00010
51 52	0.3983	0.3963	0.39730	0.25	0.00100
54 55	0.1924	0.1958	0.19410	0.88	0.00170
56 57	0.1946	0.1920	0.19330	0.67	0.00130
58 59	0.3457	0.3433	0.34450	0.35	0.00120
60 61	0.1055	0.1067	0.10610	0.57	0.00060
62 63	0.1039	0.1040	0.10395	0.05	0.00005
65 66	0.2277	0.2315	0.22960	0.83	0.00190
67 68	0.2061	0.2009	0.20350	1.28	0.00260
69 70	0.1530	0.1534	0.15320	0.13	0.00020
71 72	0.2456	0.2418	0.24370	0.78	0.00190
73 74	0.1972	0.1980	0.19760	0.20	0.00040
76 77	0.1228	0.1238	0.12330	0.41	0.00050
78 79	0.1905	0.1897	0.19010	0.21	0.00040
80 81	0.1692	0.1682	0.16870	0.30	0.00050

\*Calculated differences are differences from the mean of the two results.



### Scottsdale Police Department Crime Lab Volatiles Analysis

Sample:	[REDACTED]	Item number:	1226235
Injection date:	1/30/2019 6:53:02 PM	Vial:	10
Method:	ethanol quant.M	Sequence:	30Jan19
Instrument:	US14173023 CN14160045	Analyst:	Adrian
Data file:	C:\Chem32\1\Data\30Jan19\10.D		

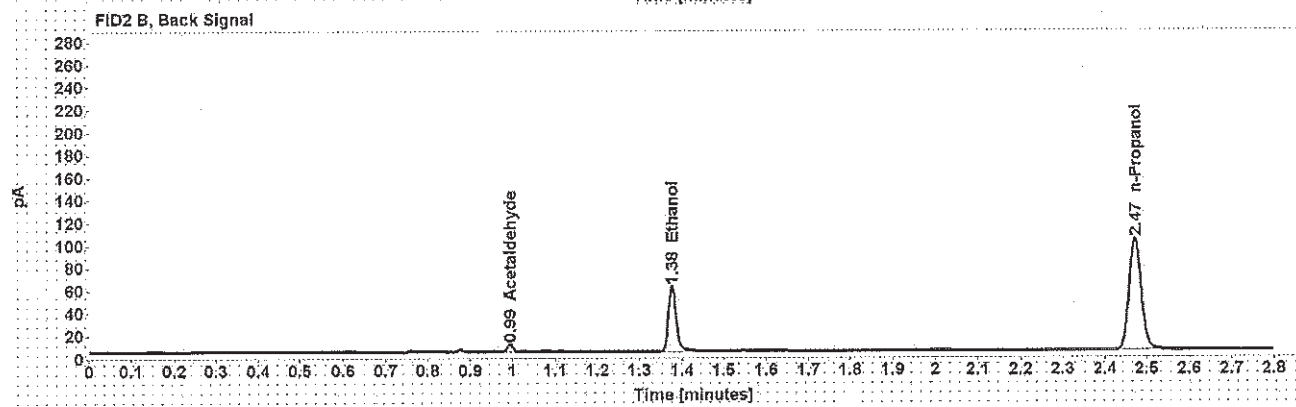
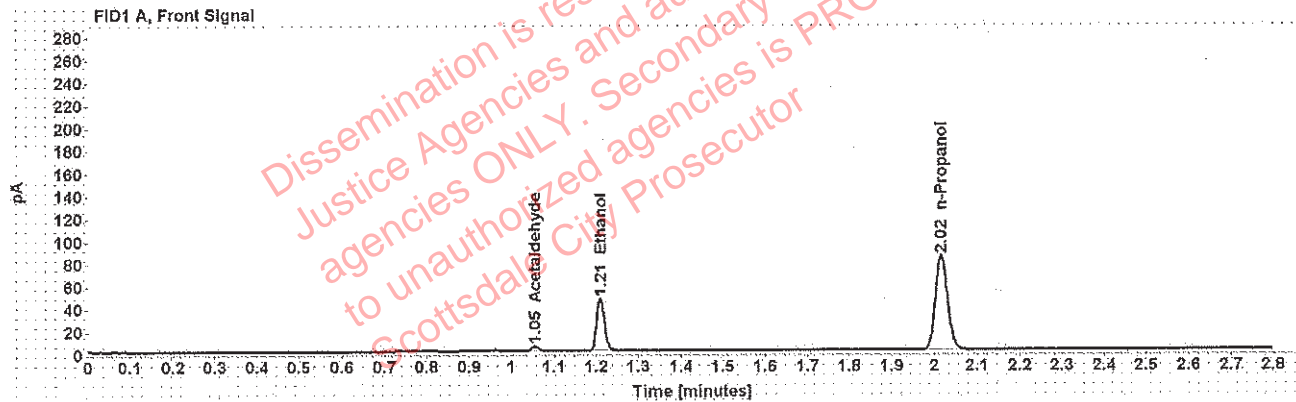


Table 1: FID 1 A (column DB-ALC1)

Compound	Amount (g/100mL)	Time (min)	Peak Area
Acetaldehyde	-----	1.055	4.744
>Ethanol	0.0945	1.210	59.707
n-Propanol	-----	2.016	167.279

Table 2: FID 2 B (column DB-ALC2)

Compound	Time (min)	Peak Area
Acetaldehyde	0.993	6.166
Ethanol	1.376	72.880
n-Propanol	2.472	202.714

### Scottsdale Police Department Crime Lab Volatiles Analysis

Sample:	[REDACTED]	Item number:	1226235
Injection date:	1/30/2019 6:57:02 PM	Vial:	11
Method:	ethanol quant.M	Sequence:	30Jan19
Instrument:	US14173023 CN14160045	Analyst:	Adrian
Data file:	C:\Chem32\1\Data\30Jan19\11.D		

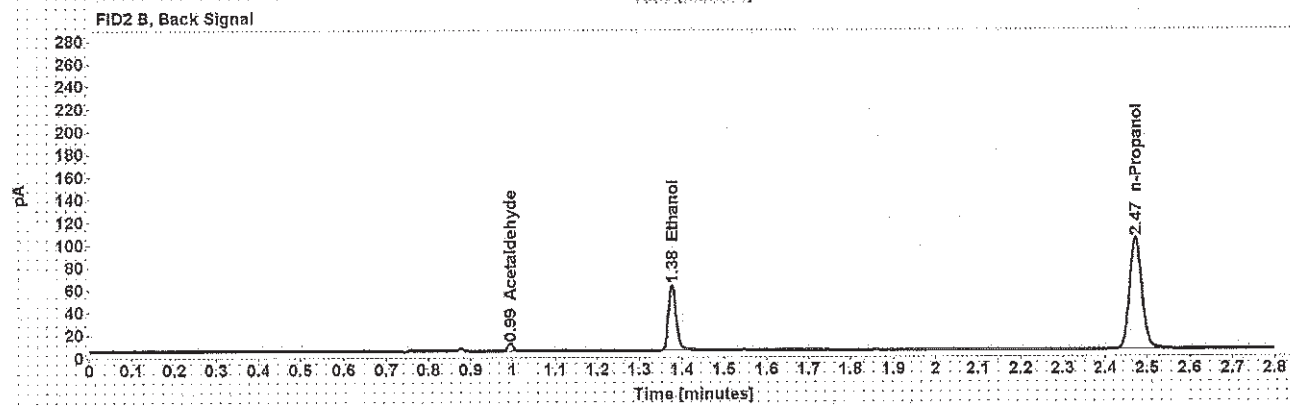
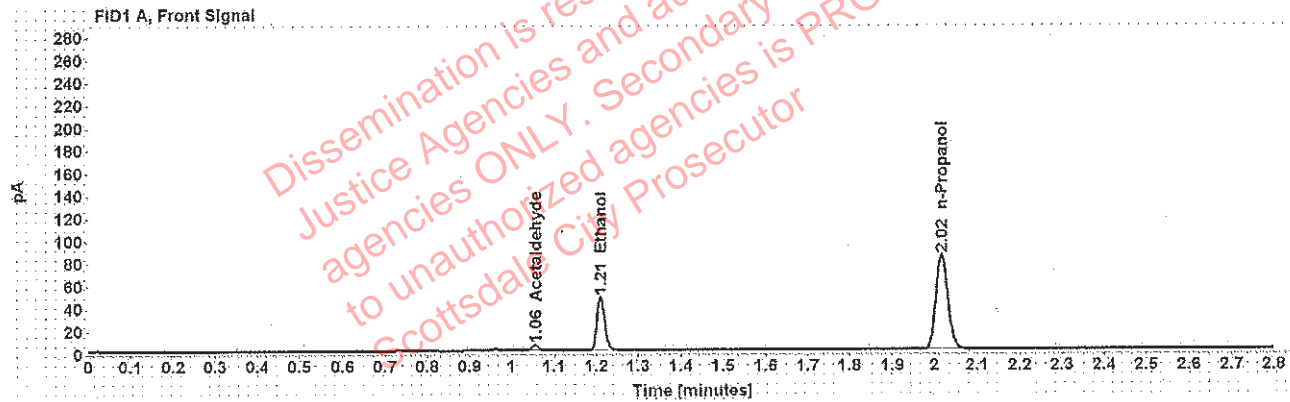


Table 1: FID 1 A (column DB-ALC1)

Compound	Amount (g/100mL)	Time (min)	Peak Area
Acetaldehyde	-----	1.055	4.889
>Ethanol	0.0955	1.210	60.244
n-Propanol	-----	2.016	167.112

Table 2: FID 2 B (column DB-ALC2)

Compound	Time (min)	Peak Area
Acetaldehyde	0.994	6.385
Ethanol	1.377	73.411
n-Propanol	2.473	202.390

: Adrian, William - (31-Jan-2019)

Case: [REDACTED] User: wadrian 1/31/2019

### Scottsdale Police Department Crime Lab Volatiles Analysis

Sample:	[REDACTED]	Item number:	1224899
Injection date:	1/30/2019 7:01:02 PM	Vial:	12
Method:	ethanol quant.M	Sequence:	30Jan19
Instrument:	US14173023 CN14160045	Analyst:	Adrian
Data file:	C:\Chem32\1\Data\30Jan19\12.D		

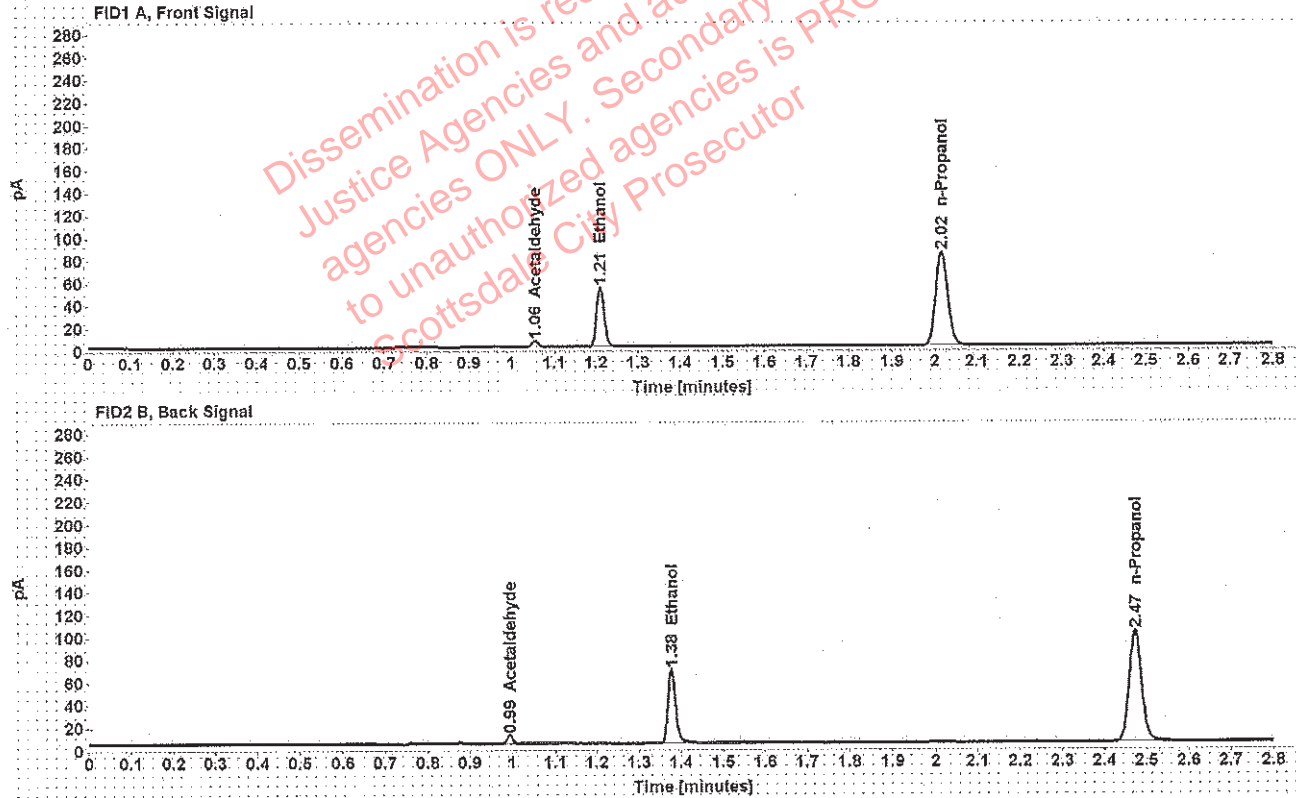


Table 1: FID 1 A (column DB-ALC1)

Compound	Amount (g/100mL)	Time (min)	Peak Area
Acetaldehyde	-----	1.055	5.390
>Ethanol	0.1079	1.210	67.707
n-Propanol	-----	2.016	166.042

Table 2: FID 2 B (column DB-ALC2)

Compound	Time (min)	Peak Area
Acetaldehyde	0.994	7.023
Ethanol	1.376	82.476
n-Propanol	2.472	201.282

Case: [REDACTED] : Adrian, William - (31-Jan-2019)

User: wadrian 1/31/2019

### Scottsdale Police Department Crime Lab Volatiles Analysis

Sample:	[REDACTED]	Item number:	1224899
Injection date:	1/30/2019 7:05:17 PM	Vial:	13
Method:	ethanol quant.M	Sequence:	30Jan19
Instrument:	US14173023 CN14160045	Analyst:	Adrian
Data file:	C:\Chem32\1\Data\30Jan19\13.D		

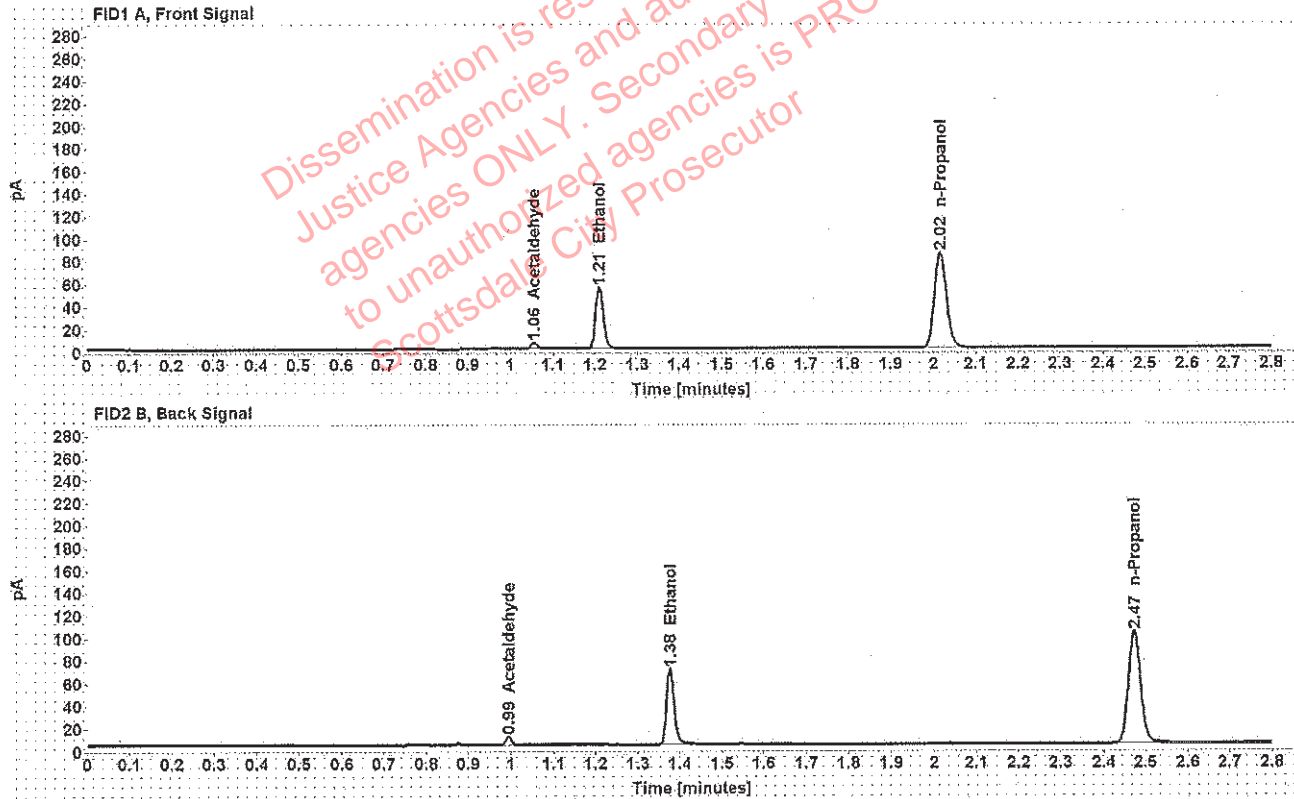


Table 1: FID 1 A (column DB-ALC1)

Compound	Amount (g/100mL)	Time (min)	Peak Area
Acetaldehyde	-----	1.055	5.356
>Ethanol	0.1090	1.210	69.289
n-Propanol	-----	2.016	168.237

Table 2: FID 2 B (column DB-ALC2)

Compound	Time (min)	Peak Area
Acetaldehyde	0.994	6.986
Ethanol	1.377	84.439
n-Propanol	2.473	204.060

### Scottsdale Police Department Crime Lab Volatiles Analysis

Sample:	[REDACTED]	Item number:	1230518
Injection date:	1/30/2019 7:09:17 PM	Vial:	14
Method:	ethanol quant.M	Sequence:	30Jan19
Instrument:	US14173023 CN14160045	Analyst:	Adrian
Data file:	C:\Chem321\1\Data\30Jan19\14.D		

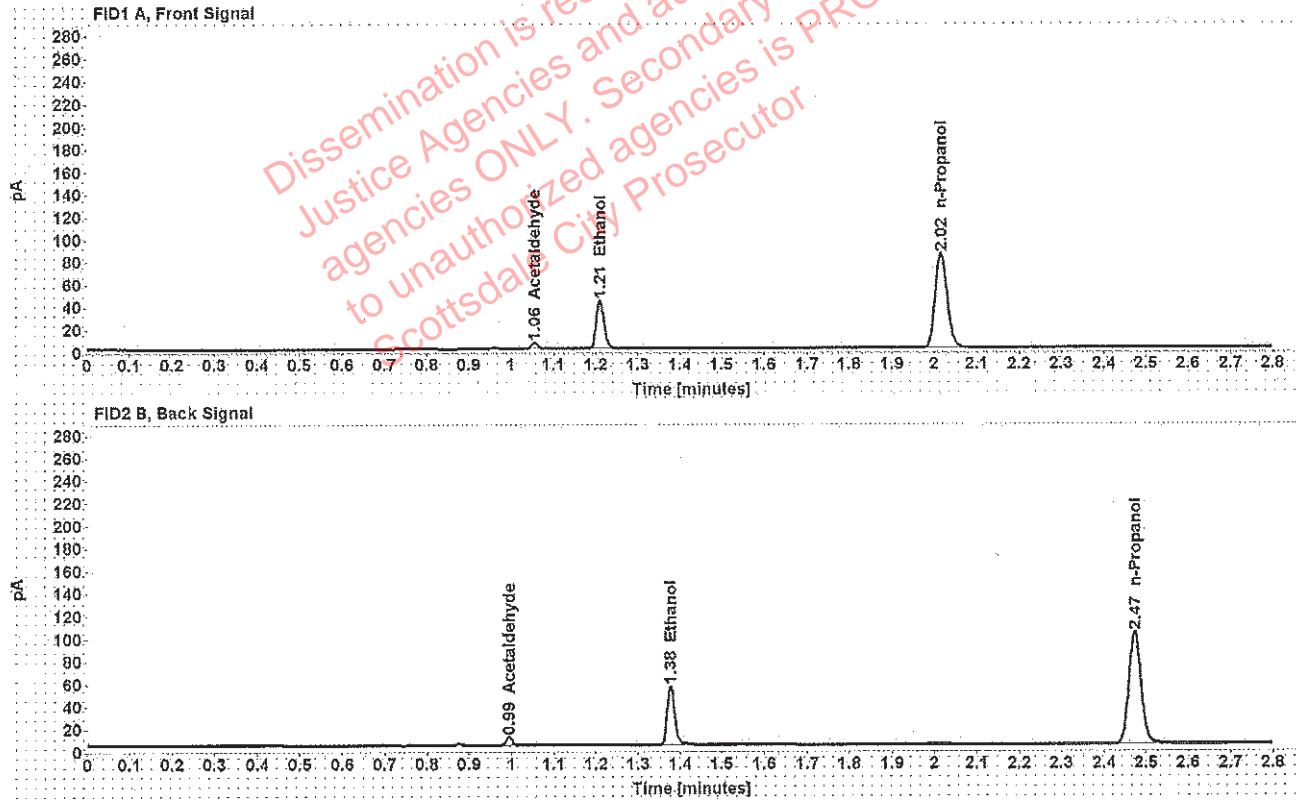


Table 1: FID 1 A (column DB-ALC1)

Compound	Amount (g/100mL)	Time (min)	Peak Area
Acetaldehyde	-----	1.055	5.366
>Ethanol	0.0865	1.210	54.787
n-Propanol	-----	2.016	167.793

Table 2: FID 2 B (column DB-ALC2)

Compound	Time (min)	Peak Area
Acetaldehyde	0.994	7.009
Ethanol	1.377	66.904
n-Propanol	2.473	203.216

### Scottsdale Police Department Crime Lab Volatiles Analysis

Sample:	[REDACTED]	Item number:	1230518
Injection date:	1/30/2019 7:13:17 PM	Vial:	15
Method:	ethanol.quant.M	Sequence:	30Jan19
Instrument:	US14173023 CN14160045	Analyst:	Adrian
Data file:	C:\Chem32\1\Data\30Jan19\15.D		

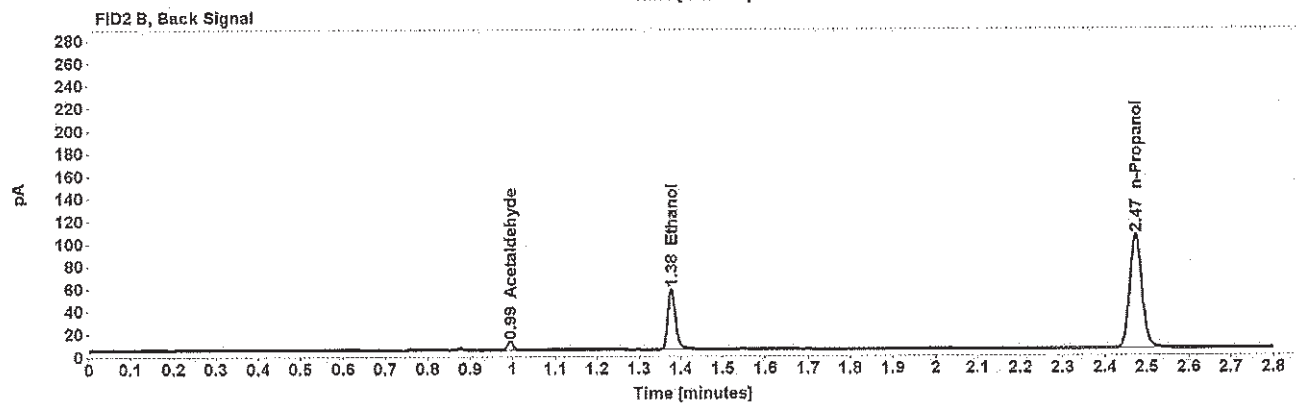
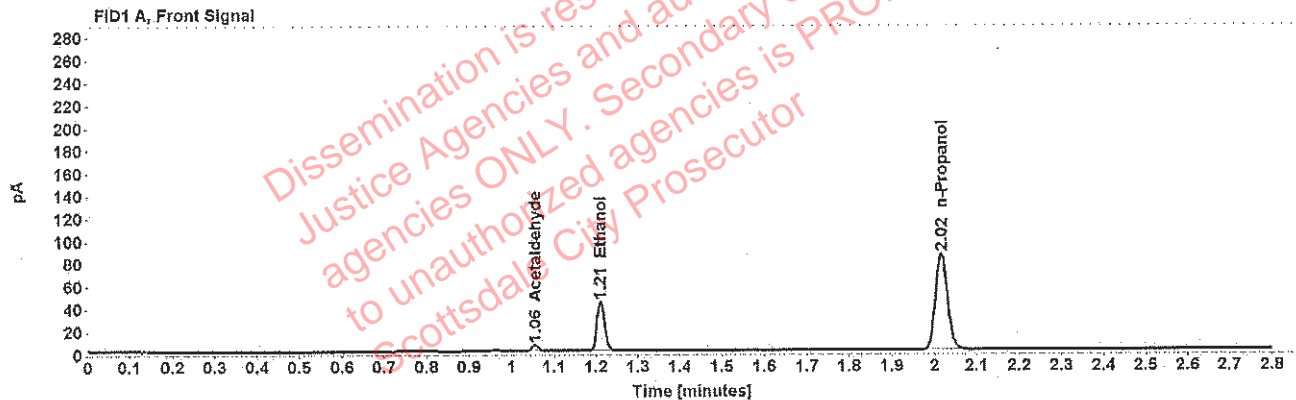


Table 1: FID 1 A (column DB-ALC1)

Compound	Amount (g/100mL)	Time (min)	Peak Area
Acetaldehyde	-----	1.055	5.513
>Ethanol	0.0868	1.210	55.833
n-Propanol	-----	2.016	170.448

Table 2: FID 2 B (column DB-ALC2)

Compound	Time (min)	Peak Area
Acetaldehyde	0.994	7.218
Ethanol	1.377	67.864
n-Propanol	2.473	206.452

### Scottsdale Police Department Crime Lab Volatiles Analysis

Sample:	[REDACTED]	Item number:	338-01A
Injection date:	1/30/2019 7:17:18 PM	Vial:	16
Method:	ethanol quant.M	Sequence:	30Jan19
Instrument:	US14173023 CN14160045	Analyst:	Adrian
Data file:	C:\Chem32\1\Data\30Jan19\16.D		

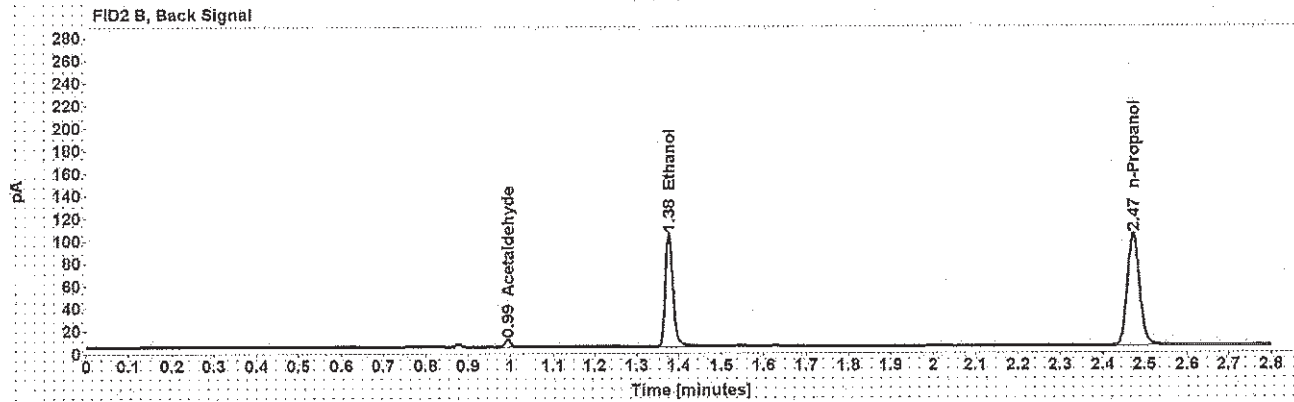
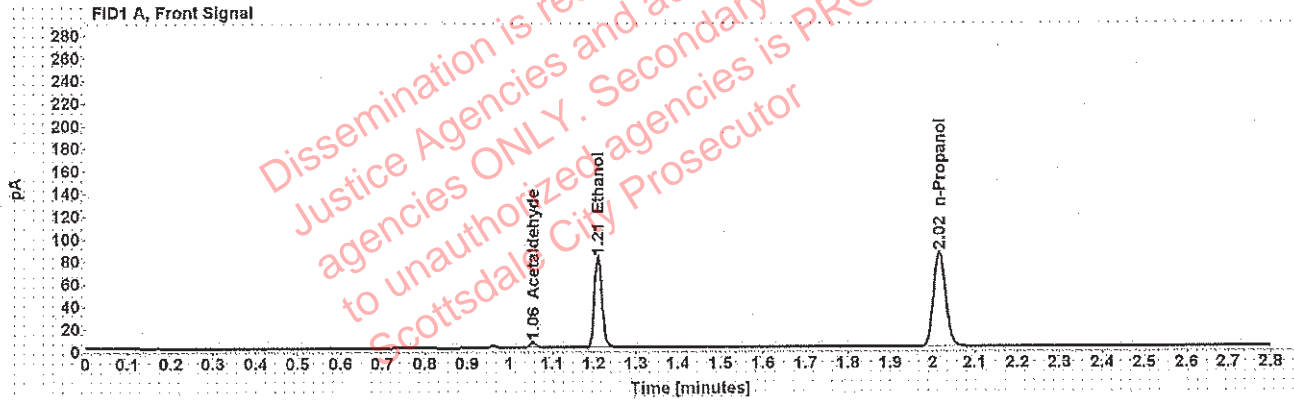


Table 1: FID 1 A (column DB-ALC1)

Compound	Amount (g/100mL)	Time (min)	Peak Area
Acetaldehyde	-----	1.055	4.818
>Ethanol	0.1619	1.210	102.741
n-Propanol	-----	2.016	167.583

Table 2: FID 2 B (column DB-ALC2)

Compound	Time (min)	Peak Area
Acetaldehyde	0.994	6.291
Ethanol	1.377	127.883
n-Propanol	2.473	203.537

### Scottsdale Police Department Crime Lab Volatiles Analysis

Sample:	[REDACTED]	Item number:	338-01A
Injection date:	1/30/2019 7:21:17 PM	Vial:	17
Method:	ethanol quant.M	Sequence:	30Jan19
Instrument:	US14173023 CN14160045	Analyst:	Adrian
Data file:	C:\Chem32\1\Data\30Jan19\17.D		

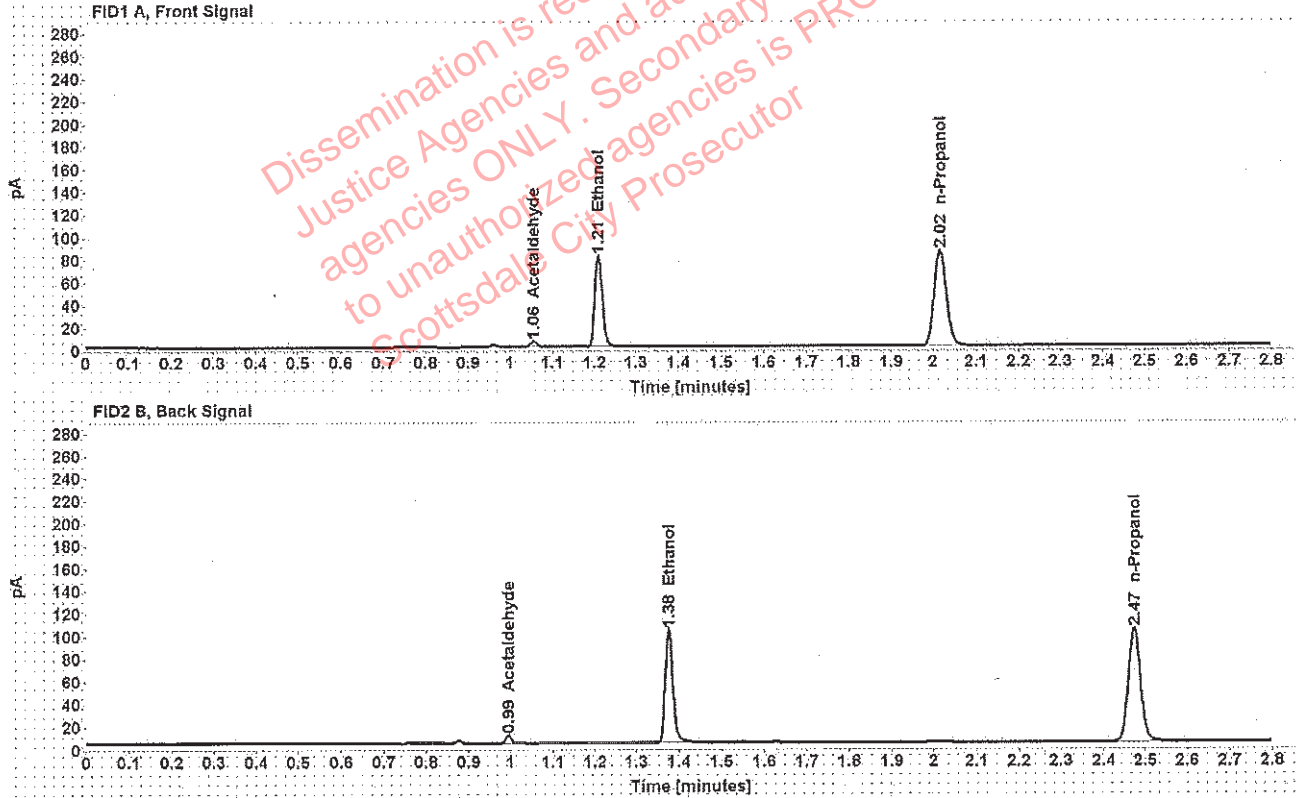


Table 1: FID 1 A (column DB-ALC1)

Compound	Amount (g/100mL)	Time (min)	Peak Area
Acetaldehyde	-----	1.055	4.999
>Ethanol	0.1609	1.210	103.123
n-Propanol	-----	2.016	169.303

Table 2: FID 2 B (column DB-ALC2)

Compound	Time (min)	Peak Area
Acetaldehyde	0.994	6.551
Ethanol	1.376	128.925
n-Propanol	2.473	205.802



### Scottsdale Police Department Crime Lab Volatiles Analysis

Sample:	[REDACTED]	Item number:	1247241
Injection date:	1/30/2019 7:25:18 PM	Vial:	18
Method:	ethanol quant.M	Sequence:	30Jan19
Instrument:	US14173023 CN14160045	Analyst:	Adrian
Data file:	C:\Chem32\1\Data\30Jan19\18.D		

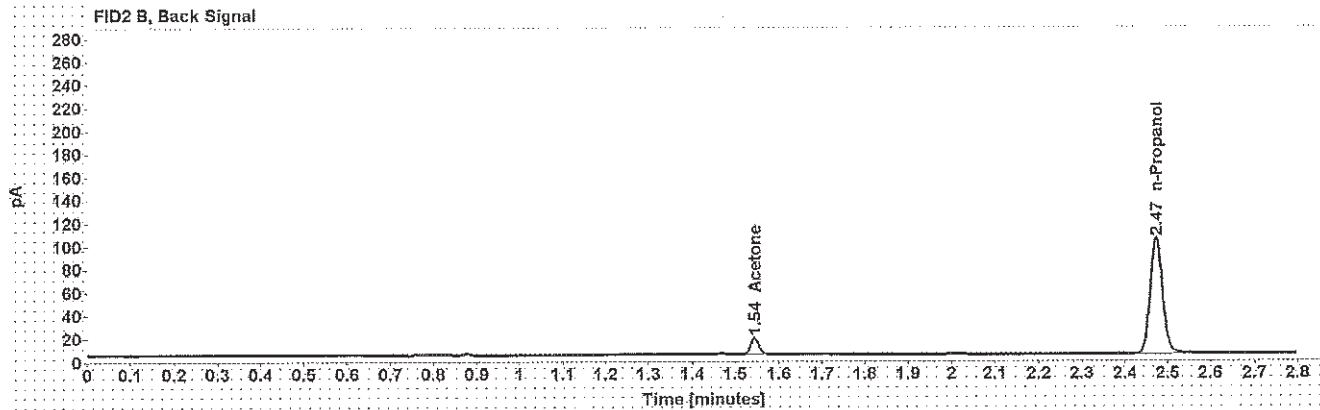
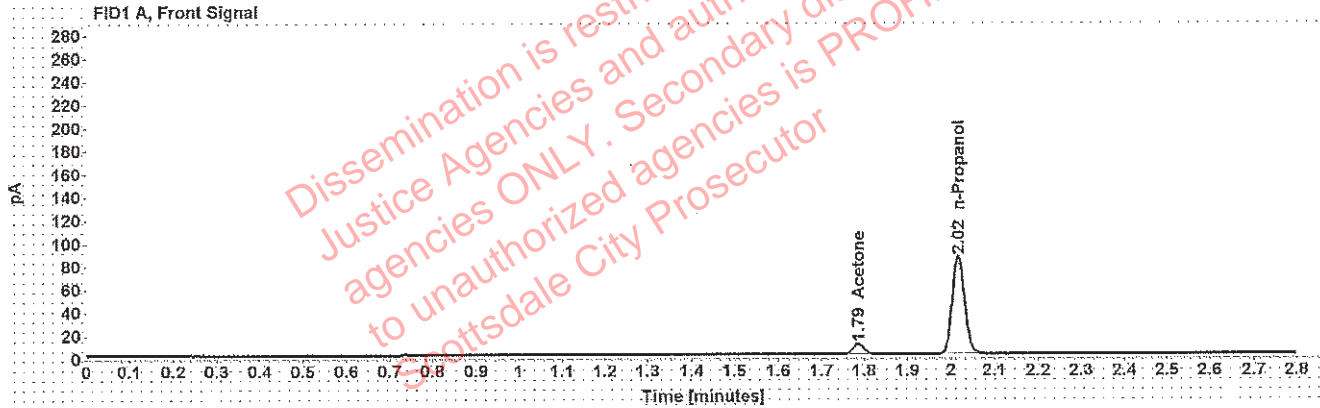


Table 1: FID 1 A (column DB-ALC1)

Compound	Amount (g/100mL)	Time (min)	Peak Area
Acetone	-----	1.786	15.785
n-Propanol	-----	2.016	169.730

Table 2: FID 2 B (column DB-ALC2)

Compound	Time (min)	Peak Area
Acetone	1.544	18.963
n-Propanol	2.473	205.936

### Scottsdale Police Department Crime Lab Volatiles Analysis

Sample:	[redacted]	Item number:	1247241
Injection date:	1/30/2019 7:29:32 PM	Vial:	19
Method:	ethanol quant.M	Sequence:	30Jan19
Instrument:	US14173023 CN14160045	Analyst:	Adrian
Data file:	C:\Chem32\1\Data\30Jan19\19.D		

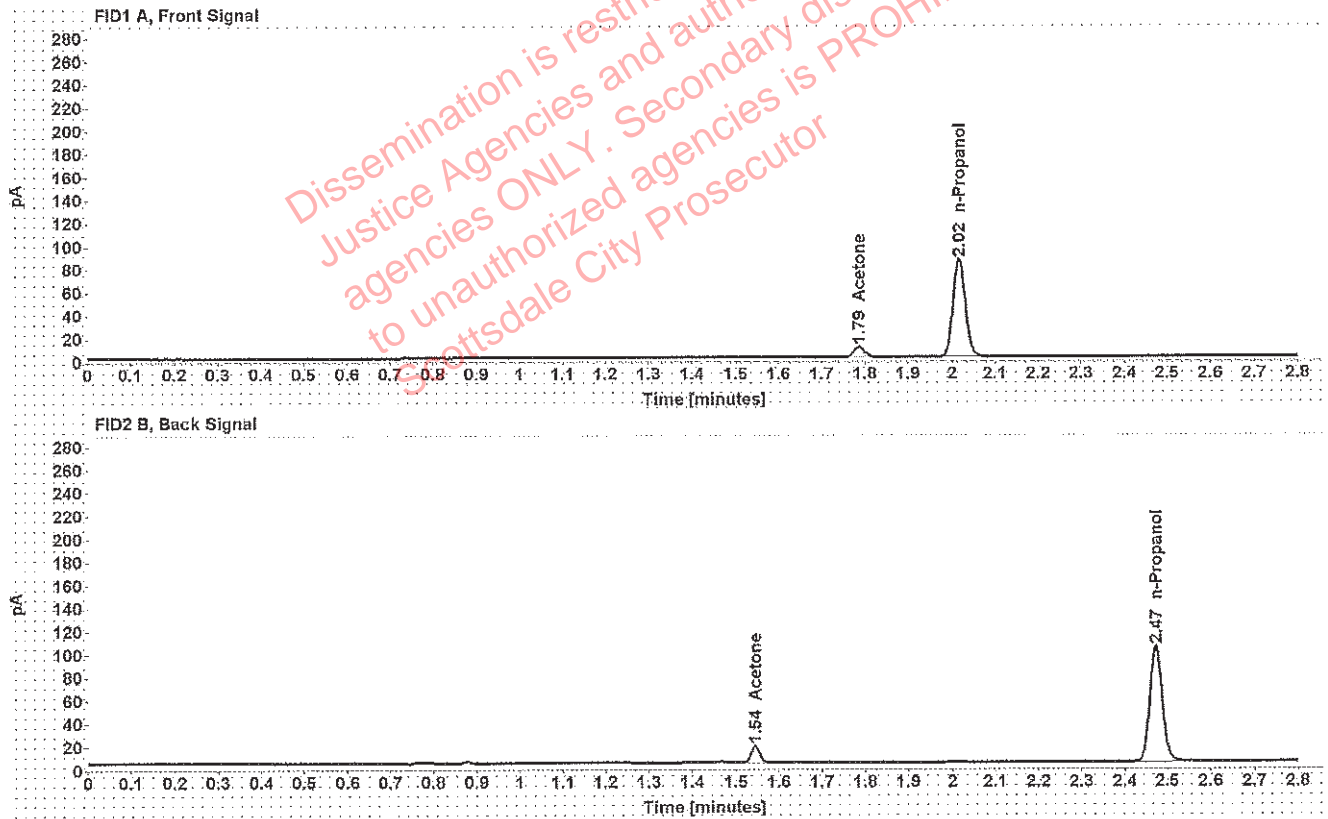


Table 1: FID 1 A (column DB-ALC1)

Compound	Amount (g/100mL)	Time (min)	Peak Area
Acetone	-----	1.786	15.821
n-Propanol	-----	2.016	169.658

Table 2: FID 2 B (column DB-ALC2)

Compound	Time (min)	Peak Area
Acetone	1.544	19.200
n-Propanol	2.473	205.688

### Scottsdale Police Department Crime Lab Volatiles Analysis

Sample:	[REDACTED]	Item number:	1233996
Injection date:	1/30/2019 7:37:32 PM	Vial:	21
Method:	ethanol quant.M	Sequence:	30Jan19
Instrument:	US14173023 CN14160045	Analyst:	Adrian
Data file:	C:\Chem321\Data\30Jan19\21.D		

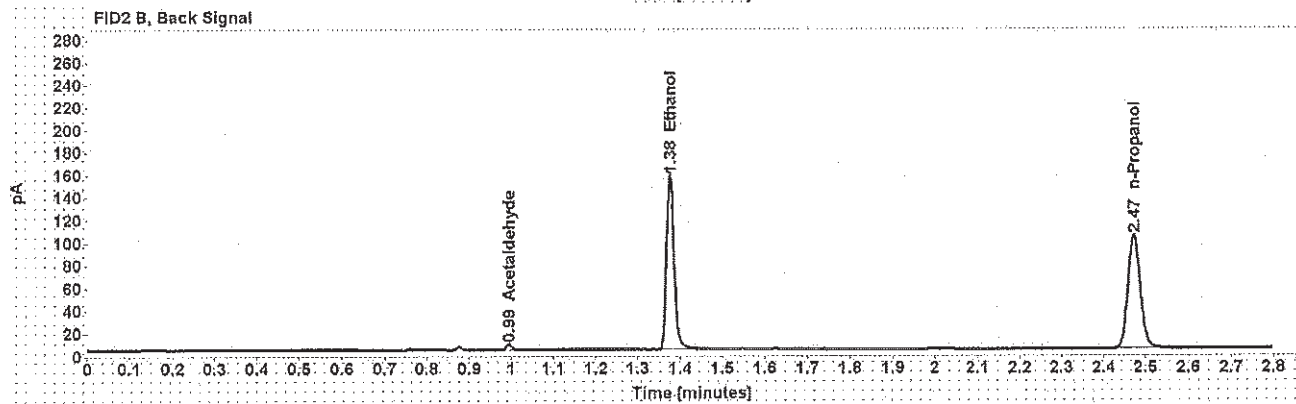
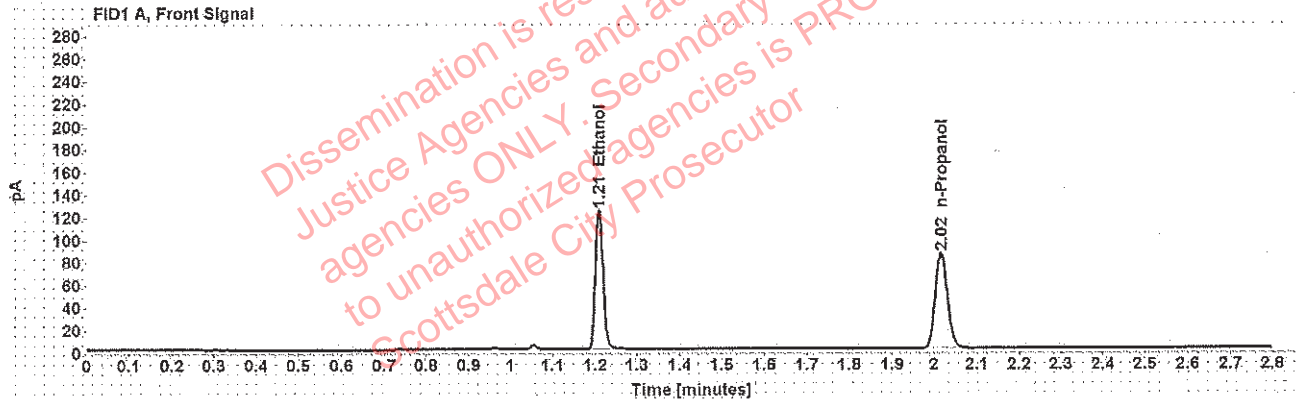


Table 1: FID 1 A (column DB-ALC1)

Compound	Amount (g/100mL)	Time (min)	Peak Area
>Ethanol	0.2458	1.209	157.462
n-Propanol	-----	2.016	168.950

Table 2: FID 2 B (column DB-ALC2)

Compound	Time (min)	Peak Area
Acetaldehyde	0.994	4.696
Ethanol	1.376	196.098
n-Propanol	2.473	205.315

: Adrian, William - (31-Jan-2019)

Case: User: wadrian 1/31/2019

### Scottsdale Police Department Crime Lab Volatiles Analysis

Sample:		Item number:	1233996
Injection date:	1/30/2019 7:41:33 PM	Vial:	22
Method:	ethanol quant.M	Sequence:	30Jan19
Instrument:	US14173023 CN14160045	Analyst:	Adrian
Data file:	C:\Chem32\1\Data\30Jan19\22.D		

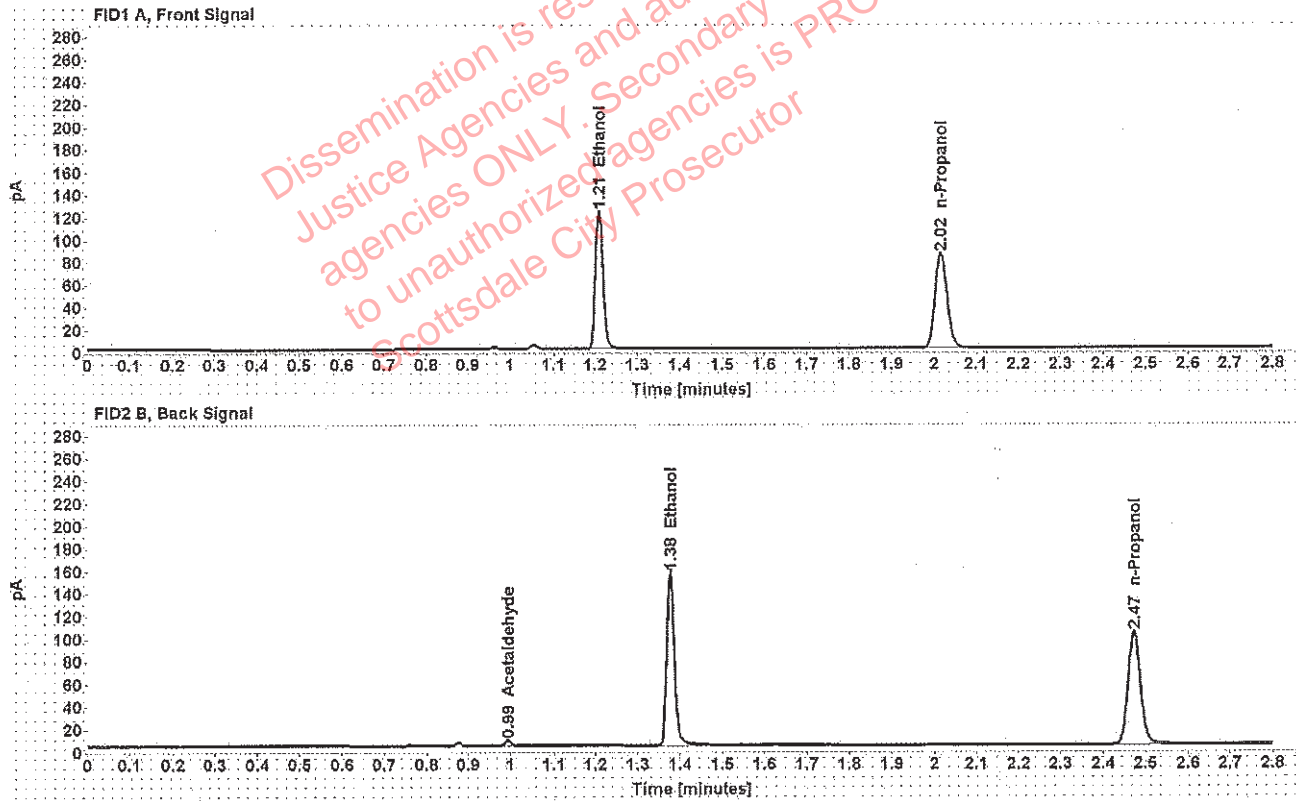


Table 1: FID 1 A (column DB-ALC1)

Compound	Amount (g/100mL)	Time (min)	Peak Area
>Ethanol	0.2460	1.209	156.879
n-Propanol	-----	2.016	168.214

Table 2: FID 2 B (column DB-ALC2)

Compound	Time (min)	Peak Area
Acetaldehyde	0.994	4.792
Ethanol	1.376	195.478
n-Propanol	2.473	204.709

Adrian, William - (31-Jan-2019)

Case: [redacted] User: wadrian 1/31/2019

### Scottsdale Police Department Crime Lab Volatiles Analysis

Sample:	[redacted]	Item number:	1252122
Injection date:	1/30/2019 7:45:32 PM	Vial:	23
Method:	ethanol quant.M	Sequence:	30Jan19
Instrument:	US14173023 CN14160045	Analyst:	Adrian
Data file:	C:\Chem32\1\Data\30Jan19\23.D		

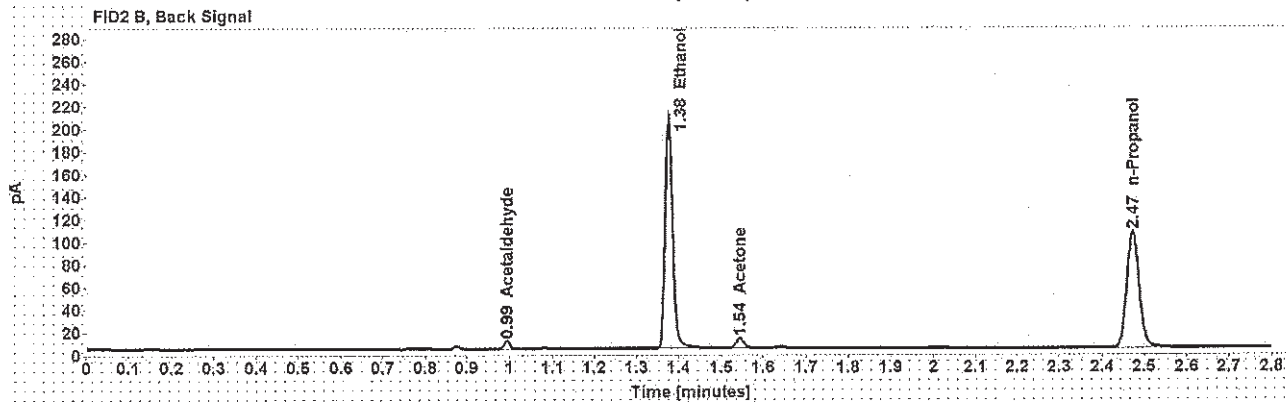
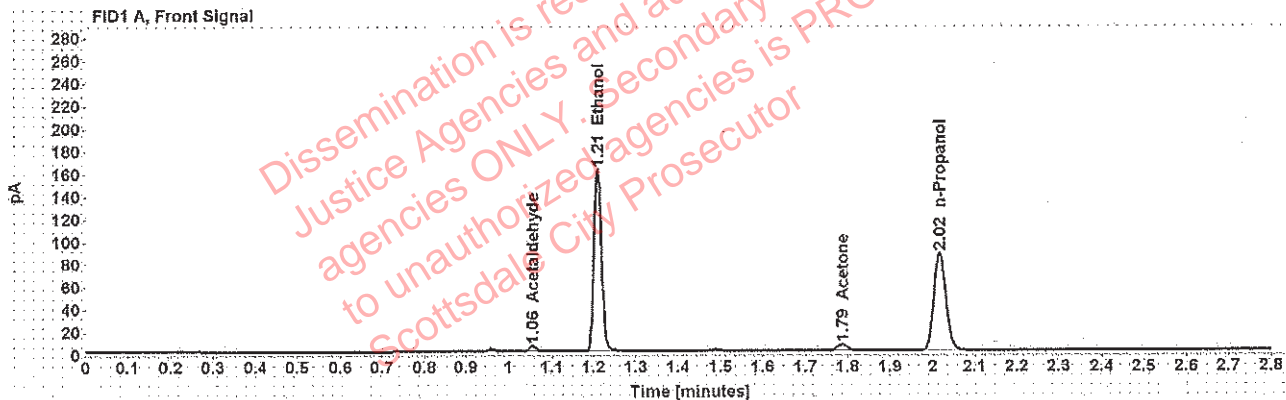


Table 1: FID 1 A (column DB-ALC1)

Compound	Amount (g/100mL)	Time (min)	Peak Area
Acetaldehyde	-----	1.055	4.950
>Ethanol	0.3133	1.209	206.131
Acetone	-----	1.786	9.465
n-Propanol	-----	2.016	173.489

Table 2: FID 2 B (column DB-ALC2)

Compound	Time (min)	Peak Area
Acetaldehyde	0.995	6.485
Ethanol	1.377	254.883
Acetone	1.545	11.066
n-Propanol	2.473	212.286

### Scottsdale Police Department Crime Lab Volatiles Analysis

Sample:	[REDACTED]	Item number:	1252122
Injection date:	1/30/2019 7:49:32 PM	Vial:	24
Method:	ethanol quant.M	Sequence:	30Jan19
Instrument:	US14173023 CN14160045	Analyst:	Adrian
Data file:	C:\Chem32\1\Data\30Jan19\24.D		

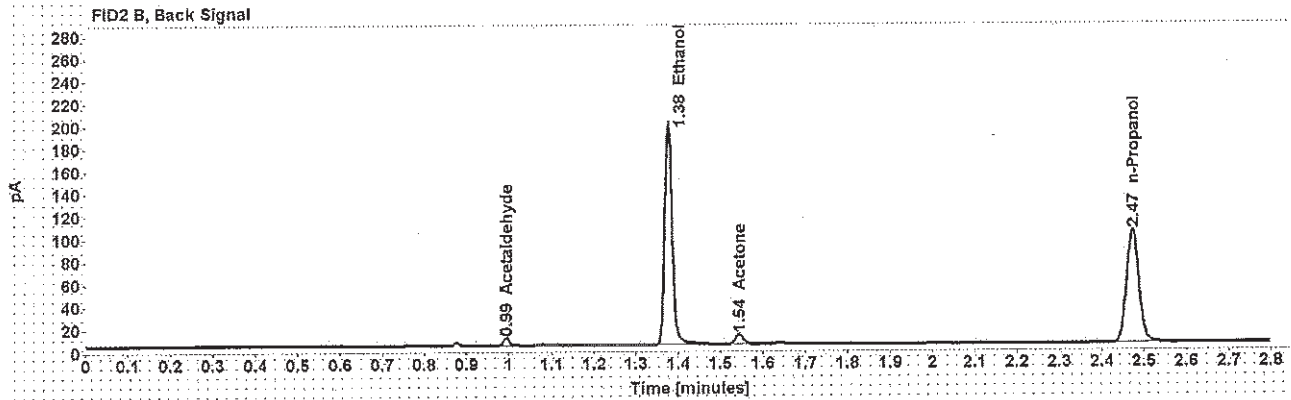
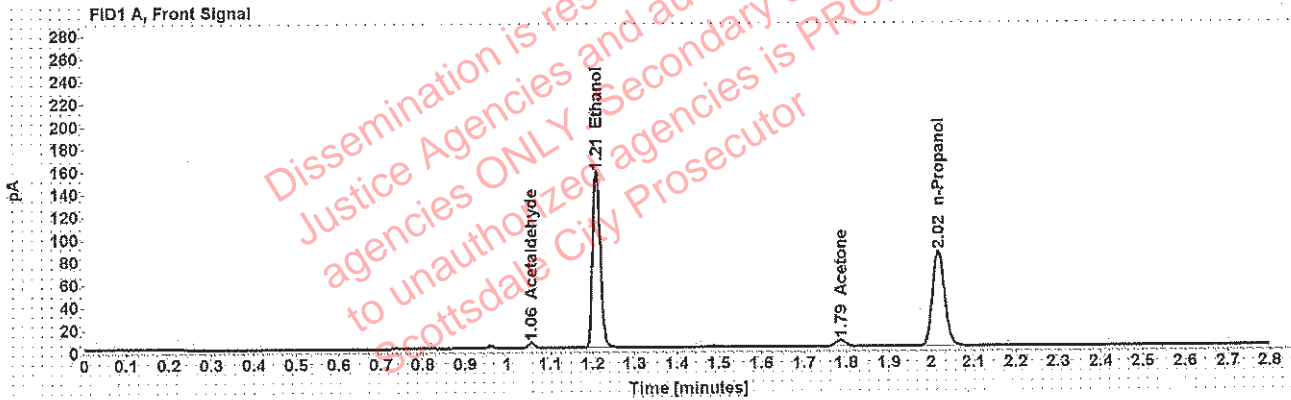


Table 1: FID 1 A (column DB-ALC1)

Compound	Amount (g/100mL)	Time (min)	Peak Area
Acetaldehyde	-----	1.055	4.797
>Ethanol	0.3112	1.209	199.065
Acetone	-----	1.786	9.398
n-Propanol	-----	2.016	168.642

Table 2: FID 2 B (column DB-ALC2)

Compound	Time (min)	Peak Area
Acetaldehyde	0.994	6.279
Ethanol	1.376	246.106
Acetone	1.545	10.994
n-Propanol	2.473	204.388

Adrian, William - (31-Jan-2019)

Case: [redacted] User: wadrian 1/31/2019

### Scottsdale Police Department Crime Lab Volatiles Analysis

Sample:	[redacted]	Item number:	338-01A
Injection date:	1/30/2019 7:53:47 PM	Vial:	25
Method:	ethanol quant.M	Sequence:	30Jan19
Instrument:	US14173023 CN14160045	Analyst:	Adrian
Data file:	C:\Chem32\1\Data\30Jan19\25.D		

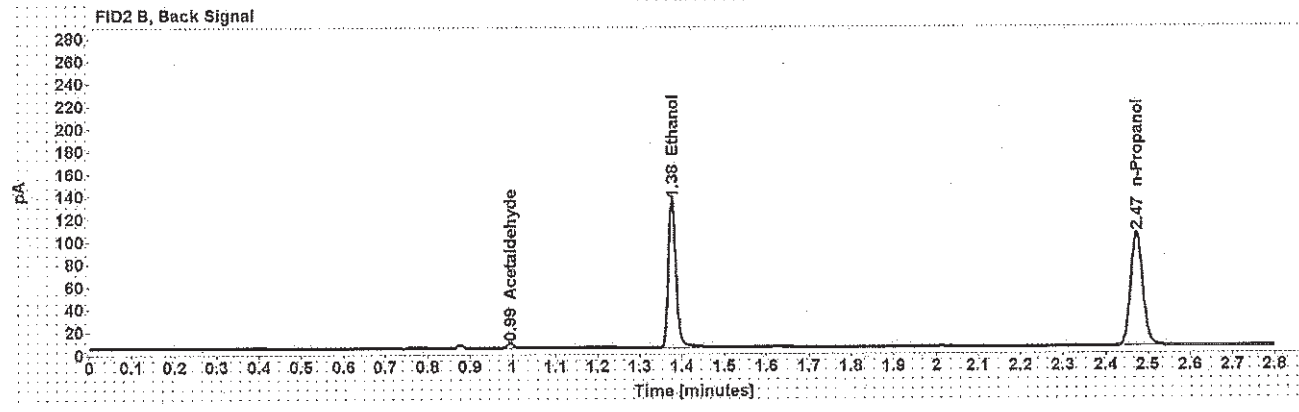
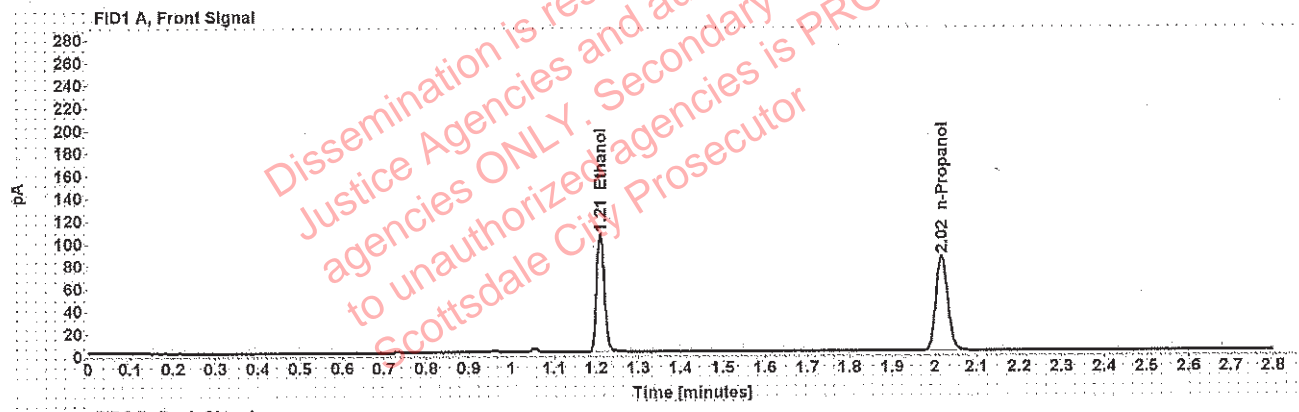


Table 1: FID 1 A (column DB-ALC1)

Compound	Amount (g/100mL)	Time (min)	Peak Area
>Ethanol	0.2102	1.210	134.545
n-Propanol	-----	2.016	168.899

Table 2: FID 2 B (column DB-ALC2)

Compound	Time (min)	Peak Area
Acetaldehyde	0.994	4.160
Ethanol	1.376	167.124
n-Propanol	2.473	204.923

: Adrian, William - (31-Jan-2019)

Case: [REDACTED] User: wadrian 1/31/2019

### Scottsdale Police Department Crime Lab Volatiles Analysis

Sample:	[REDACTED]	Item number:	338-01A
Injection date:	1/30/2019 7:57:47 PM	Vial:	26
Method:	ethanol quant.M	Sequence:	30Jan19
Instrument:	US14173023 CN14160045	Analyst:	Adrian
Data file:	C:\Chem32\1\Data\30Jan19\26.D		

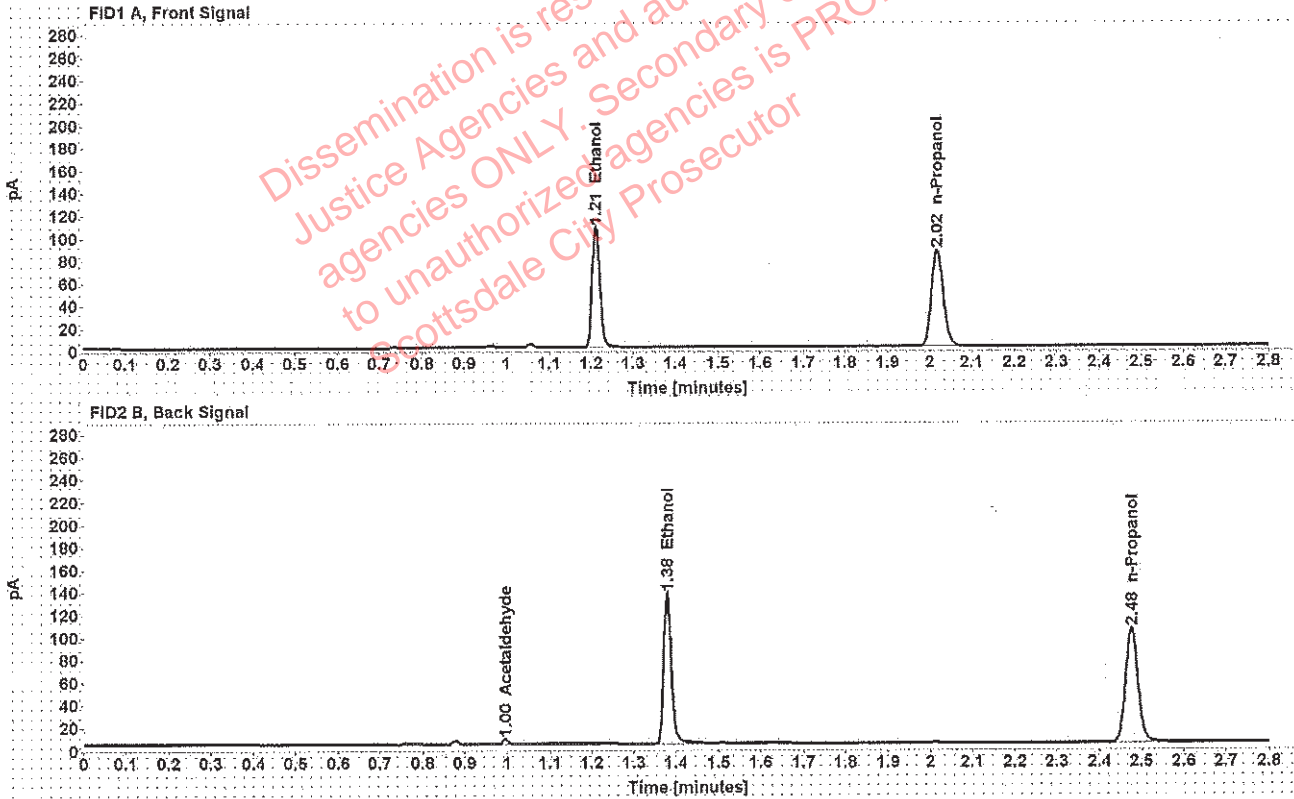


Table 1: FID 1 A (column DB-ALC1)

Compound	Amount (g/100mL)	Time (min)	Peak Area
>Ethanol	0.2125	1.211	137.743
n-Propanol	-----	2.018	171.028

Table 2: FID 2 B (column DB-ALC2)

Compound	Time (min)	Peak Area
Acetaldehyde	0.996	4.057
Ethanol	1.380	171.748
n-Propanol	2.476	207.676



### Scottsdale Police Department Crime Lab Volatiles Analysis

Sample:	[REDACTED]	Item number:	200-03A
Injection date:	1/30/2019 8:01:48 PM	Vial:	27
Method:	ethanol quant.M	Sequence:	30Jan19
Instrument:	US14173023 CN14160045	Analyst:	Adrian
Data file:	C:\Chem32\1\Data\30Jan19\27.D		

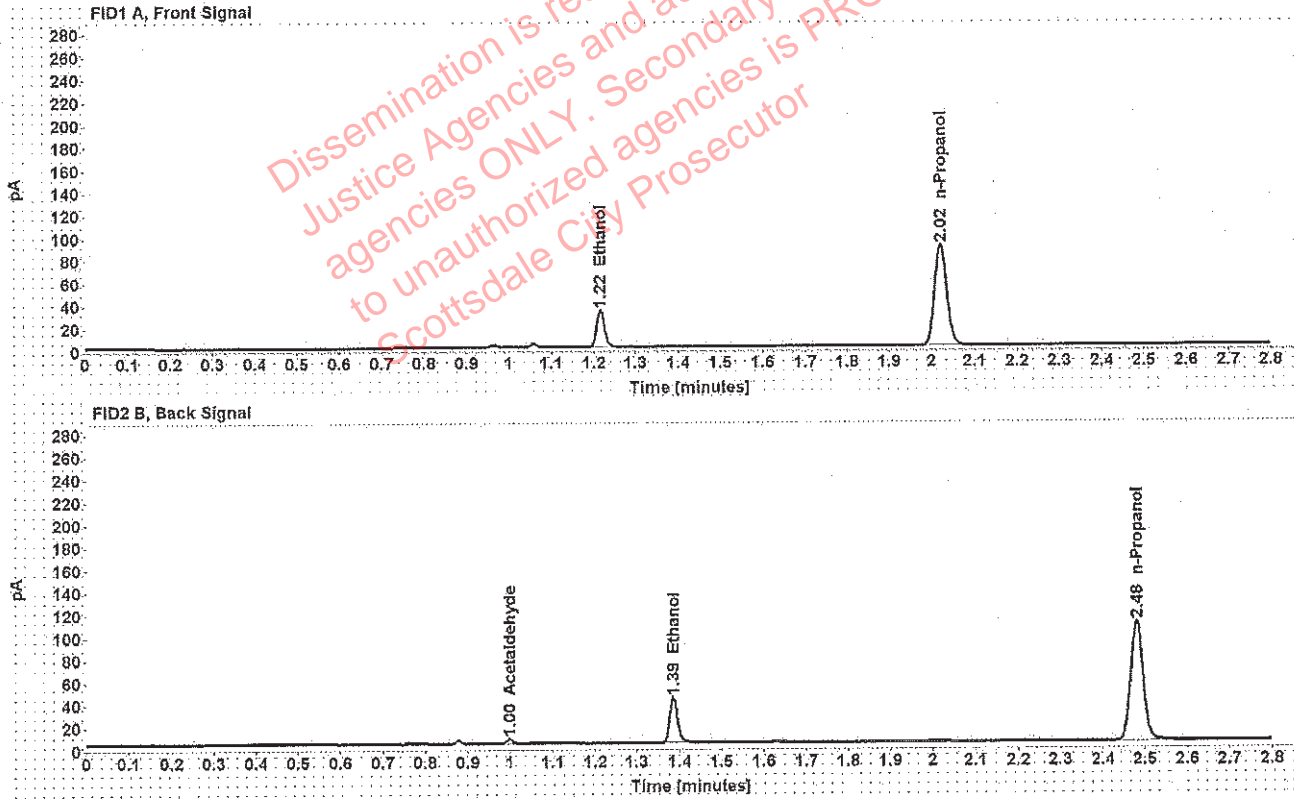


Table 1: FID 1 A (column DB-ALC1)

Compound	Amount (g/100mL)	Time (min)	Peak Area
>Ethanol	0.0631	1.215	42.641
n-Propanol	-----	2.021	179.467

Table 2: FID 2 B (column DB-ALC2)

Compound	Time (min)	Peak Area
Acetaldehyde	0.998	3.980
Ethanol	1.385	52.160
n-Propanol	2.480	217.905

### Scottsdale Police Department Crime Lab Volatiles Analysis

Sample:	[REDACTED]	Item number:	200-03A
Injection date:	1/30/2019 8:05:47 PM	Vial:	28
Method:	ethanol quant.M	Sequence:	30Jan19
Instrument:	US14173023 CN14160045	Analyst:	Adrian
Data file:	C:\Chem32\1\Data\30Jan19\28.D		

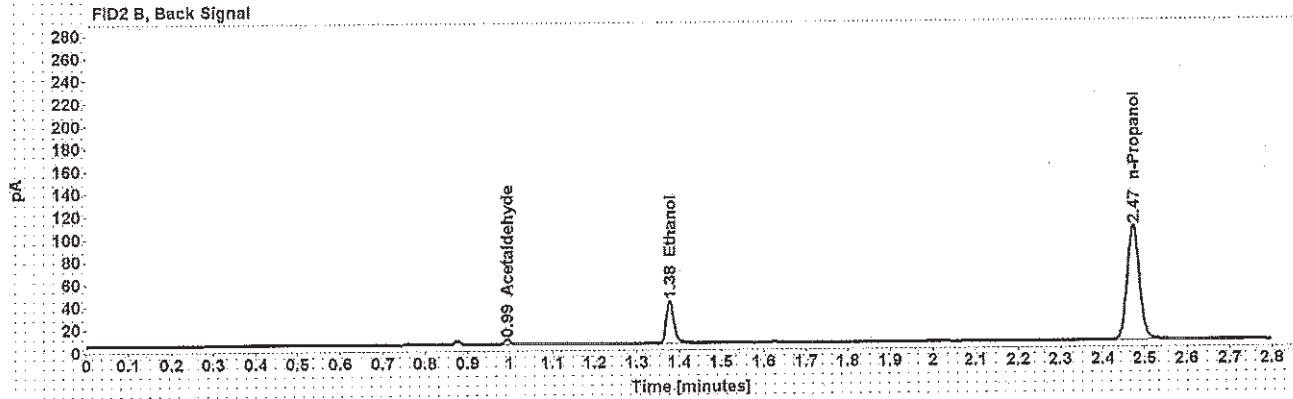
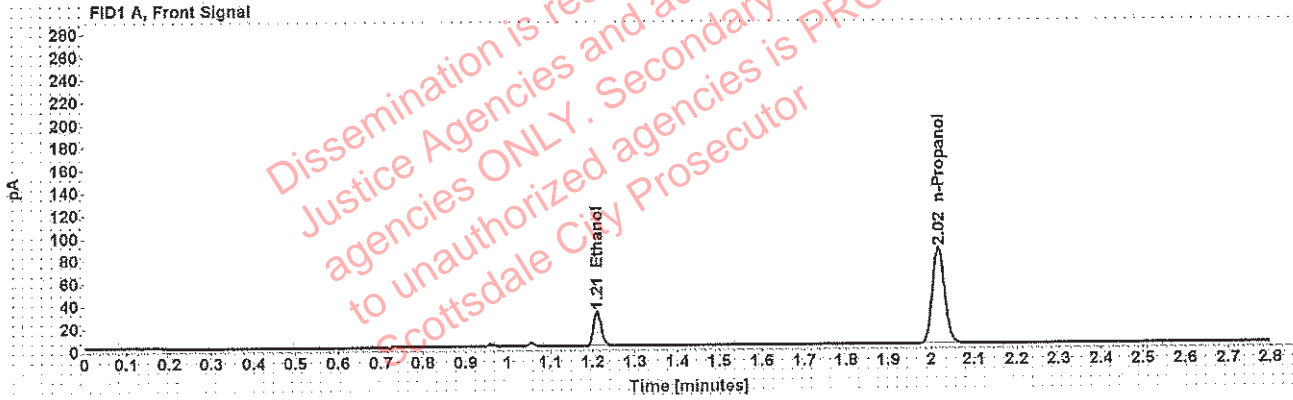


Table 1: FID 1 A (column DB-ALC1)

Compound	Amount (g/100mL)	Time (min)	Peak Area
>Ethanol	0.0607	1.211	38.967
n-Propanol	-----	2.016	170.597

Table 2: FID 2 B (column DB-ALC2)

Compound	Time (min)	Peak Area
Acetaldehyde	0.994	3.991
Ethanol	1.377	47.701
n-Propanol	2.472	206.841

Adrian, William - (31-Jan-2019)

Case: [redacted] User: wadrian 1/31/2019

### Scottsdale Police Department Crime Lab Volatiles Analysis

Sample:	[redacted]	Item number:	176-01A
Injection date:	1/30/2019 8:09:47 PM	Vial:	29
Method:	ethanol quant.M	Sequence:	30Jan19
Instrument:	US14173023 CN14160045	Analyst:	Adrian
Data file:	C:\Chem32\1\Data\30Jan19\29.D		

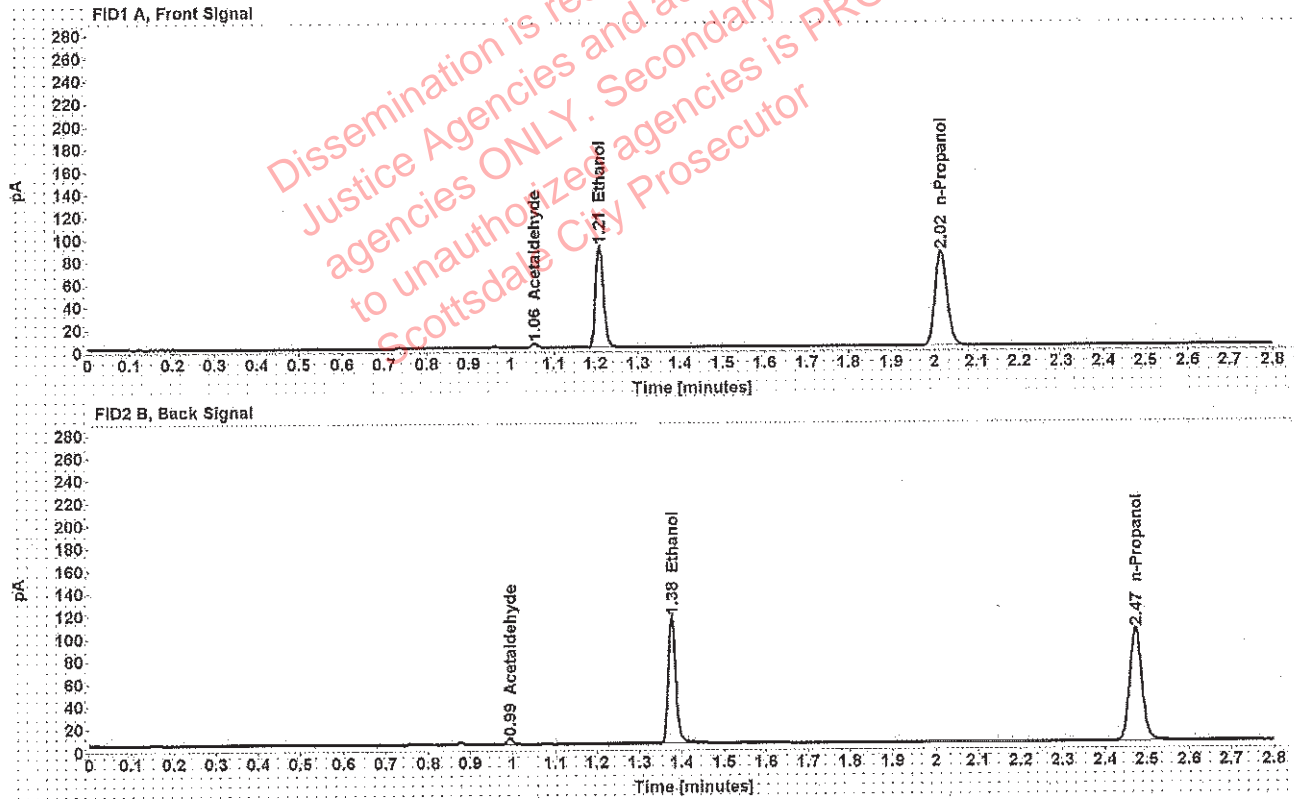


Table 1: FID 1 A (column DB-ALC1)

Compound	Amount (g/100mL)	Time (min)	Peak Area
Acetaldehyde	-----	1.055	3.926
>Ethanol	0.1811	1.210	115.519
n-Propanol	-----	2.016	168.370

Table 2: FID 2 B (column DB-ALC2)

Compound	Time (min)	Peak Area
Acetaldehyde	0.994	5.153
Ethanol	1.376	142.493
n-Propanol	2.473	204.597

[REDACTED]: Adrian, William - (31-Jan-2019)

Case: [REDACTED] User: wadrian 1/31/2019

### Scottsdale Police Department Crime Lab Volatiles Analysis

Sample:	[REDACTED]	Item number:	176-01A
Injection date:	1/30/2019 8:13:47 PM	Vial:	30
Method:	ethanol quant.M	Sequence:	30Jan19
Instrument:	US14173023 CN14160045	Analyst:	Adrian
Data file:	C:\Chem32\1\Data\30Jan19\30.D		

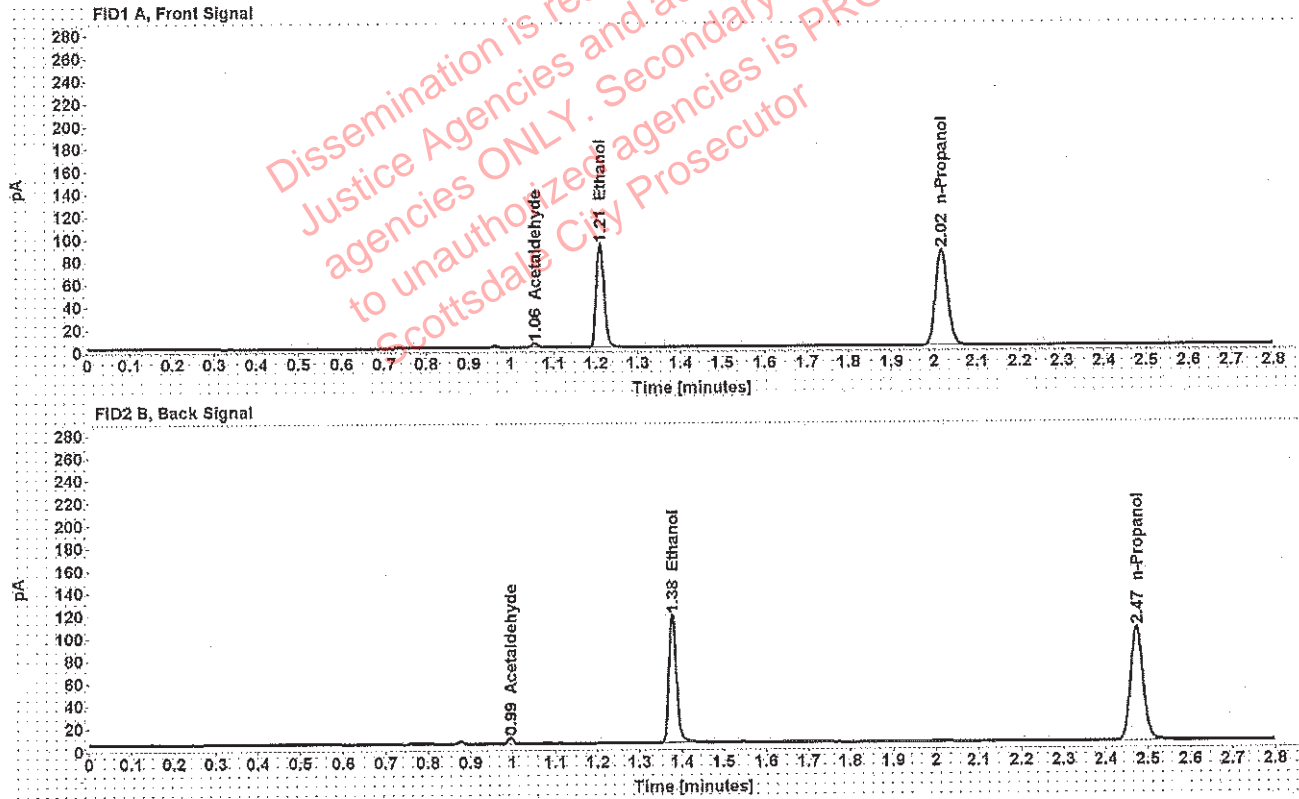


Table 1: FID 1 A (column DB-ALC1)

Compound	Amount (g/100mL)	Time (min)	Peak Area
Acetaldehyde	-----	1.056	3.997
>Ethanol	0.1813	1.210	116.539
n-Propanol	-----	2.017	169.705

Table 2: FID 2 B (column DB-ALC2)

Compound	Time (min)	Peak Area
Acetaldehyde	0.995	5.253
Ethanol	1.377	143.969
n-Propanol	2.473	206.414

### Scottsdale Police Department Crime Lab Volatiles Analysis

Sample:	[REDACTED]	Item number:	1227454
Injection date:	1/30/2019 8:22:02 PM	Vial:	32
Method:	ethanol quant.M	Sequence:	30Jan19
Instrument:	US14173023 CN14160045	Analyst:	Adrian
Data file:	C:\Chem32\1\Data\30Jan19\32.D		

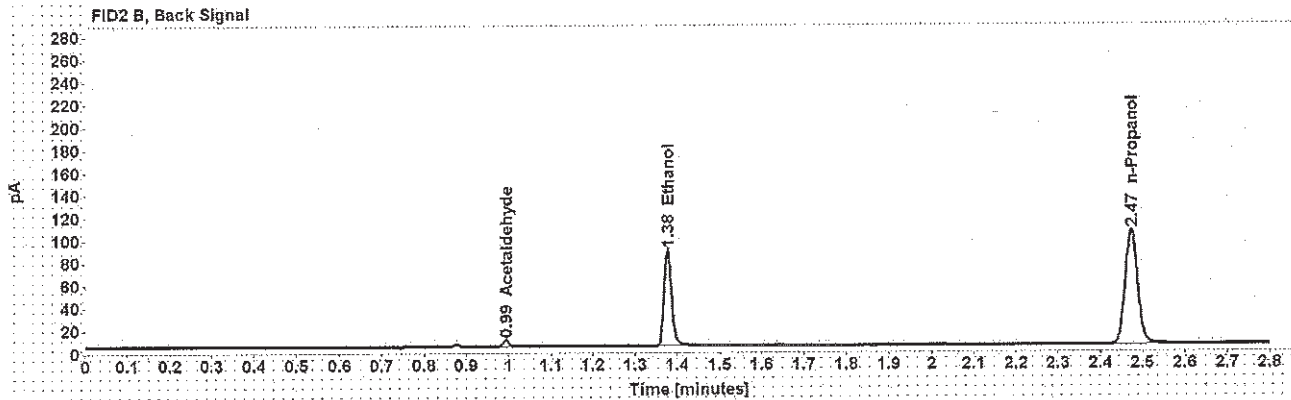
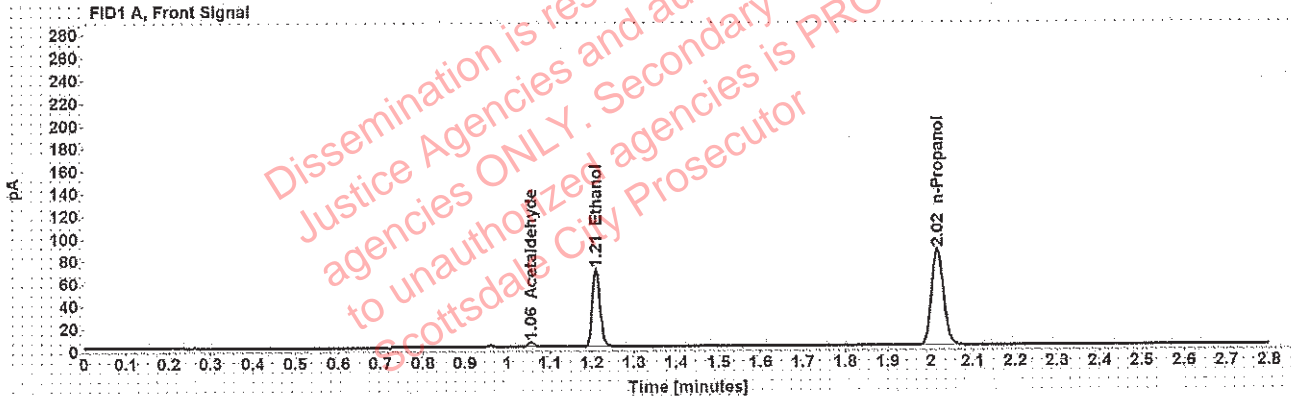


Table 1: FID 1 A (column DB-ALC1)

Compound	Amount (g/100mL)	Time (min)	Peak Area
Acetaldehyde	-----	1.055	4.157
>Ethanol	0.1356	1.210	87.898
n-Propanol	-----	2.016	171.320

Table 2: FID 2 B (column DB-ALC2)

Compound	Time (min)	Peak Area
Acetaldehyde	0.994	5.468
Ethanol	1.377	107.703
n-Propanol	2.473	208.095

Case: [REDACTED] : Adrian, William - (31-Jan-2019)

User: wadrian 1/31/2019

### Scottsdale Police Department Crime Lab Volatiles Analysis

Sample:	[REDACTED]	Item number:	1227454
Injection date:	1/30/2019 8:26:02 PM	Vial:	33
Method:	ethanol quant.M	Sequence:	30Jan19
Instrument:	US14173023 CN14160045	Analyst:	Adrian
Data file:	C:\Chem32\1\Data\30Jan19\33.D		

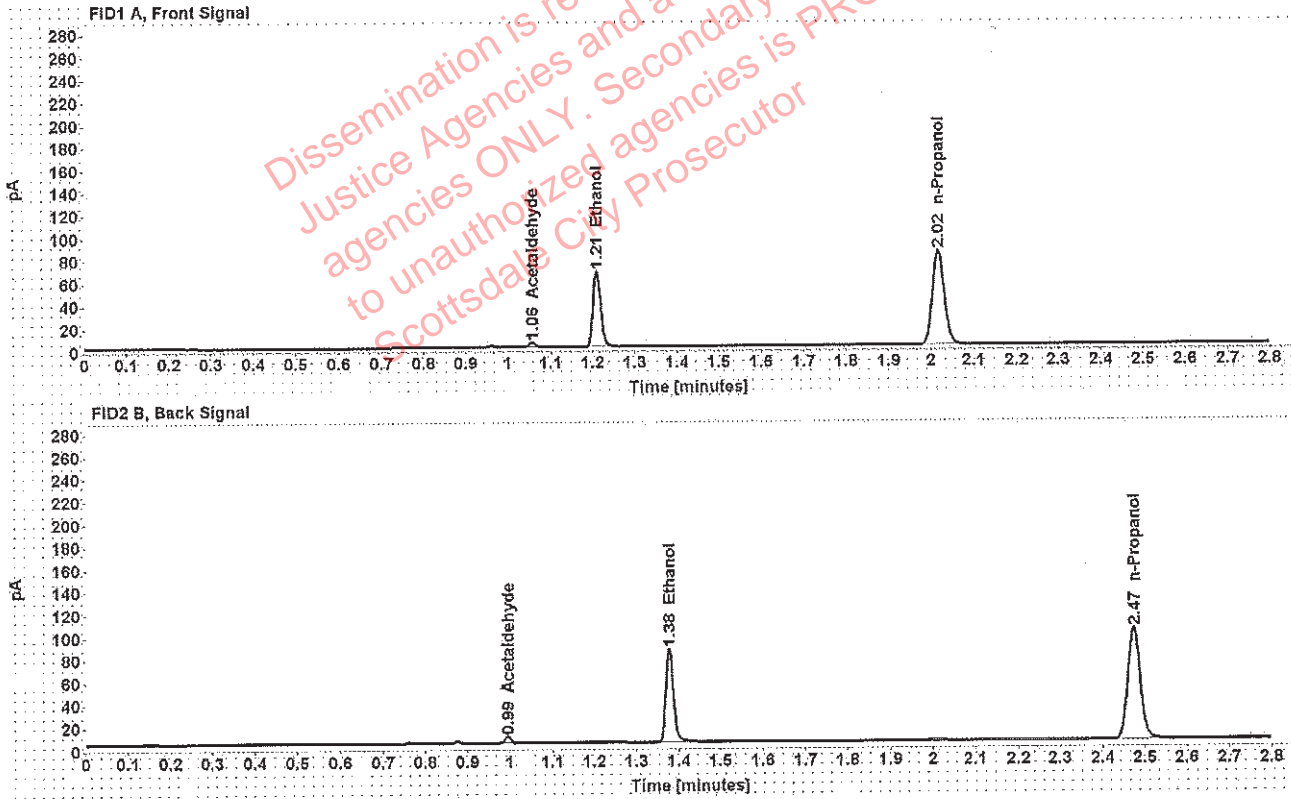


Table 1: FID 1 A (column DB-ALC1)

Compound	Amount (g/100mL)	Time (min)	Peak Area
Acetaldehyde	-----	1.056	4.072
>Ethanol	0.1357	1.210	85.672
n-Propanol	-----	2.017	166.871

Table 2: FID 2 B (column DB-ALC2)

Compound	Time (min)	Peak Area
Acetaldehyde	0.995	5.370
Ethanol	1.377	105.160
n-Propanol	2.473	202.412

### Scottsdale Police Department Crime Lab Volatiles Analysis

Sample:	[REDACTED]	Item number:	1253236
Injection date:	1/30/2019 8:30:02 PM	Vial:	34
Method:	ethanol quant.M	Sequence:	30Jan19
Instrument:	US14173023 CN14160045	Analyst:	Adrian
Data file:	C:\Chem32\1\Data\30Jan19\34.D		

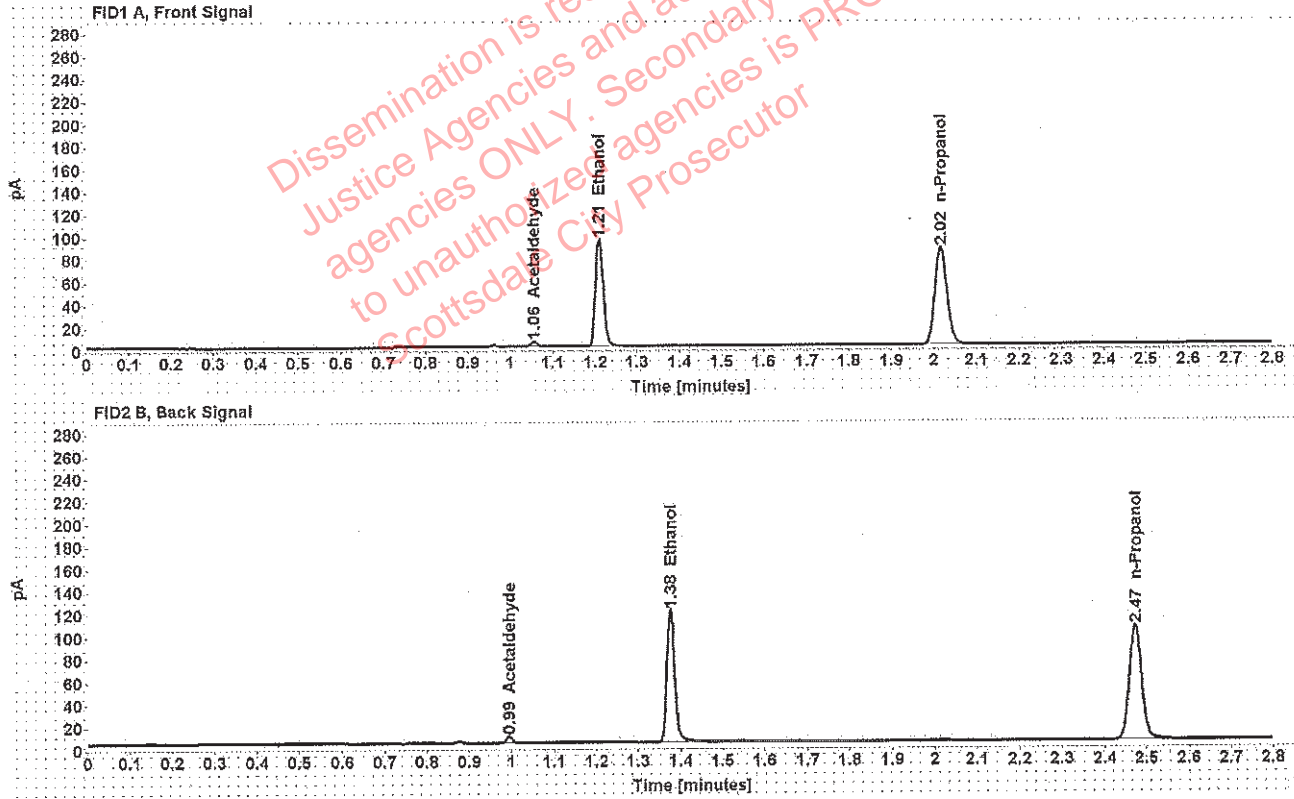


Table 1: FID 1 A (column DB-ALC1)

Compound	Amount (g/100mL)	Time (min)	Peak Area
Acetaldehyde	-----	1.055	4.194
>Ethanol	0.1854	1.209	120.749
n-Propanol	-----	2.016	171.916

Table 2: FID 2 B (column DB-ALC2)

Compound	Time (min)	Peak Area
Acetaldehyde	0.994	5.518
Ethanol	1.376	149.111
n-Propanol	2.472	208.387

[Redacted] : Adrian, William - (31-Jan-2019)

Case: [Redacted] User: wadrian 1/31/2019

### Scottsdale Police Department Crime Lab Volatiles Analysis

Sample:	[Redacted]	Item number:	1253236
Injection date:	1/30/2019 8:34:03 PM	Vial:	35
Method:	ethanol quant.M	Sequence:	30Jan19
Instrument:	US14173023 CN14160045	Analyst:	Adrian
Data file:	C:\Chem32\1\Data\30Jan19\35.D		

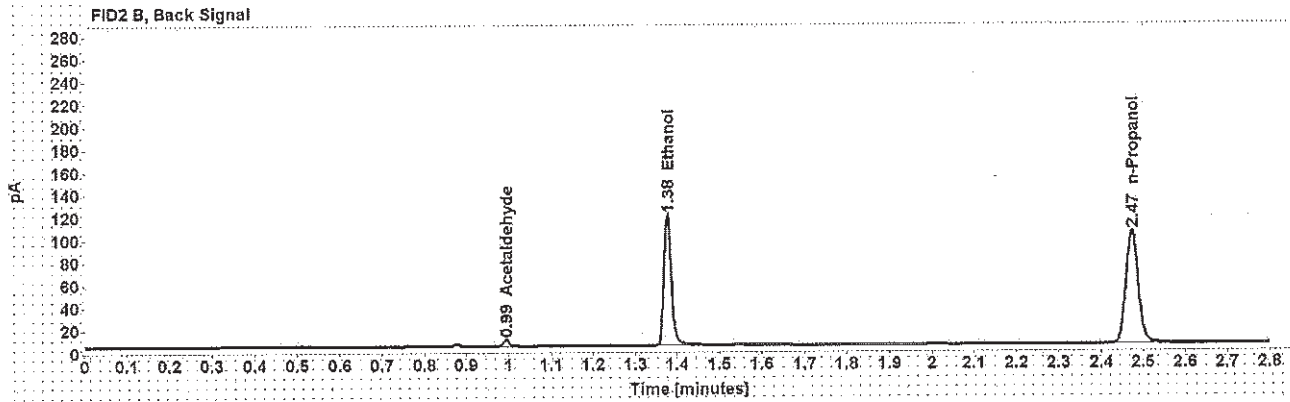
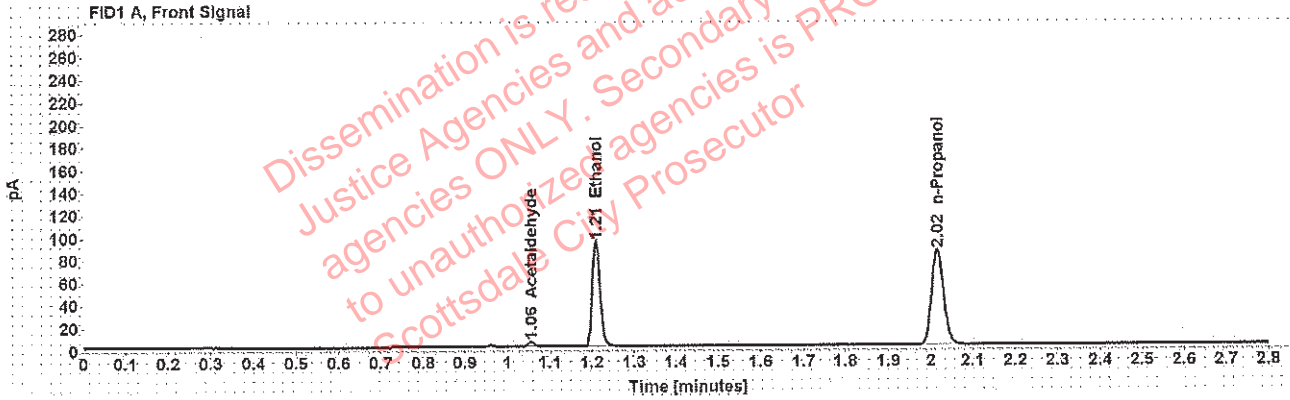


Table 1: FID 1 A (column DB-ALC1)

Compound	Amount (g/100mL)	Time (min)	Peak Area
Acetaldehyde	-----	1.055	4.200
>Ethanol	0.1860	1.210	118.962
n-Propanol	-----	2.016	168.856

Table 2: FID 2 B (column DB-ALC2)

Compound	Time (min)	Peak Area
Acetaldehyde	0.994	5.508
Ethanol	1.376	147.059
n-Propanol	2.473	204.925



### Scottsdale Police Department Crime Lab Volatiles Analysis

Sample:	[redacted]	Item number:	1252353
Injection date:	1/30/2019 8:38:02 PM	Vial:	36
Method:	ethanol quant.M	Sequence:	30Jan19
Instrument:	US14173023 CN14160045	Analyst:	Adrian
Data file:	C:\Chem32\1\Data\30Jan19\36.D		

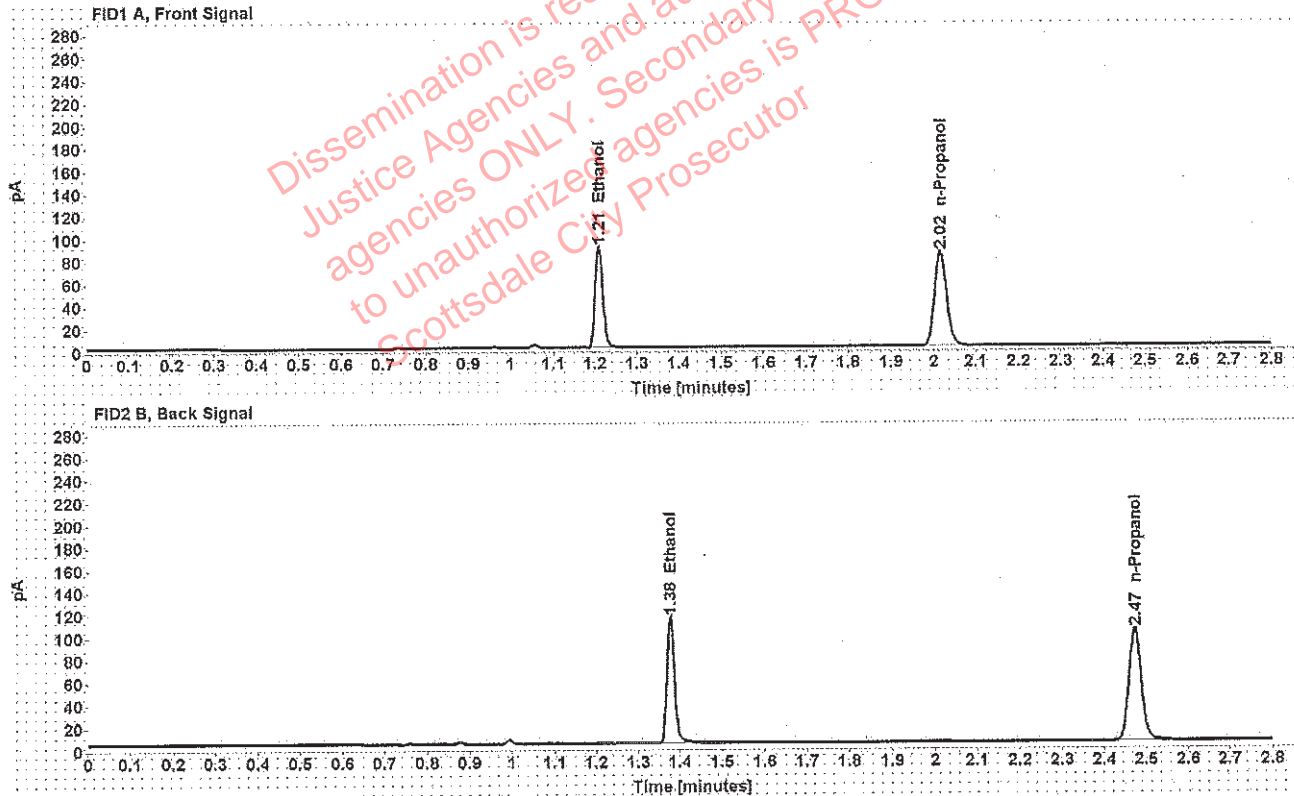


Table 1: FID 1 A (column DB-ALC1)

Compound	Amount (g/100mL)	Time (min)	Peak Area
>Ethanol	0.1818	1.209	115.081
n-Propanol	-----	2.016	167.155

Table 2: FID 2 B (column DB-ALC2)

Compound	Time (min)	Peak Area
Ethanol	1.376	142.050
n-Propanol	2.473	202.658

[REDACTED]: Adrian, William - (31-Jan-2019)

Case: [REDACTED] User: wadrian 1/31/2019

### Scottsdale Police Department Crime Lab Volatiles Analysis

Sample:	[REDACTED]	Item number:	1252353
Injection date:	1/30/2019 8:42:17 PM	Vial:	37
Method:	ethanol quant.M	Sequence:	30Jan19
Instrument:	US14173023 CN14160045	Analyst:	Adrian
Data file:	C:\Chem32\1\Data\30Jan19\37.D		

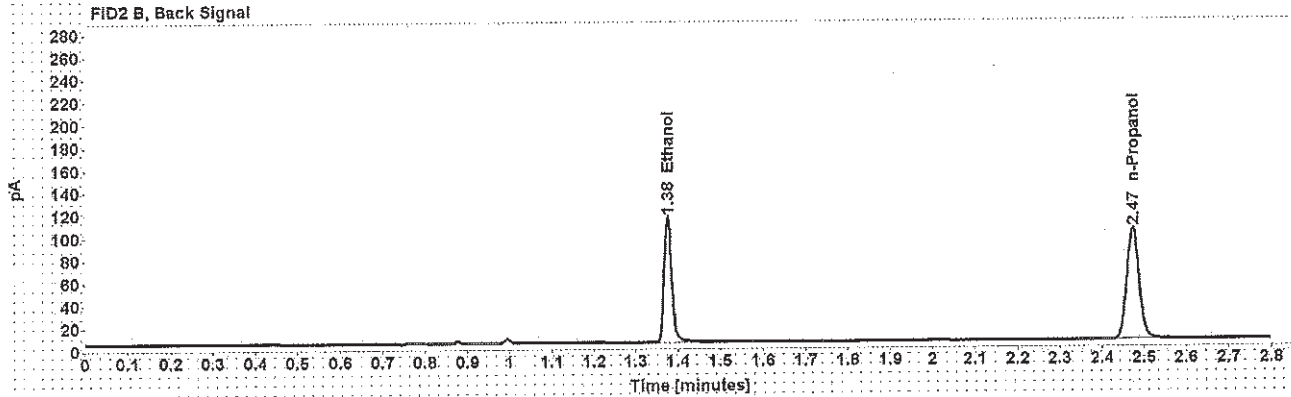
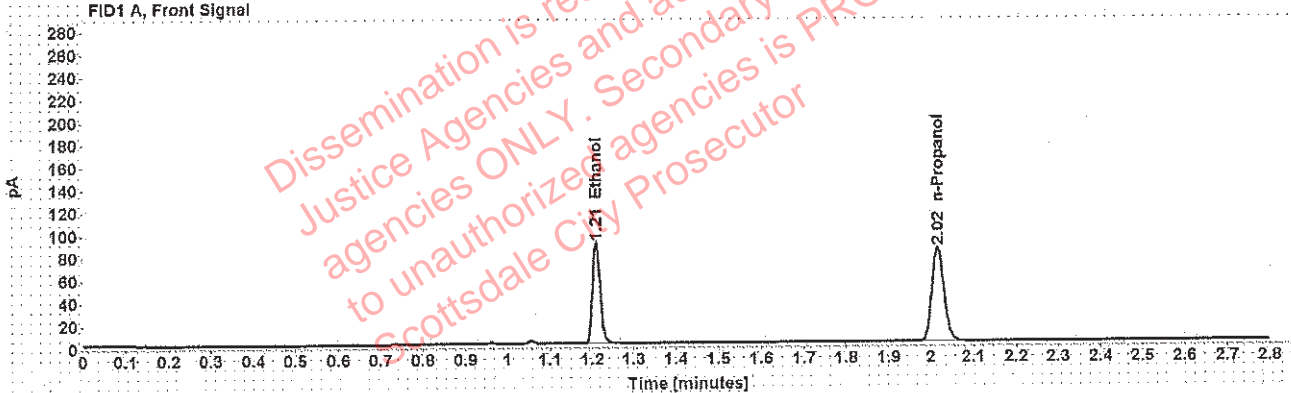


Table 1: FID 1 A (column DB-ALC1)

Compound	Amount (g/100mL)	Time (min)	Peak Area
>Ethanol	0.1820	1.210	114.476
n-Propanol	-----	2.016	166.019

Table 2: FID 2 B (column DB-ALC2)

Compound	Time (min)	Peak Area
Ethanol	1.376	140.914
n-Propanol	2.473	201.435

### Scottsdale Police Department Crime Lab Volatiles Analysis

Sample:	[REDACTED]	Item number:	311-01A
Injection date:	1/30/2019 8:46:17 PM	Vial:	38
Method:	ethanol quant.M	Sequence:	30Jan19
Instrument:	US14173023 CN14160045	Analyst:	Adrian
Data file:	C:\Chem32\1\Data\30Jan19\38.D		

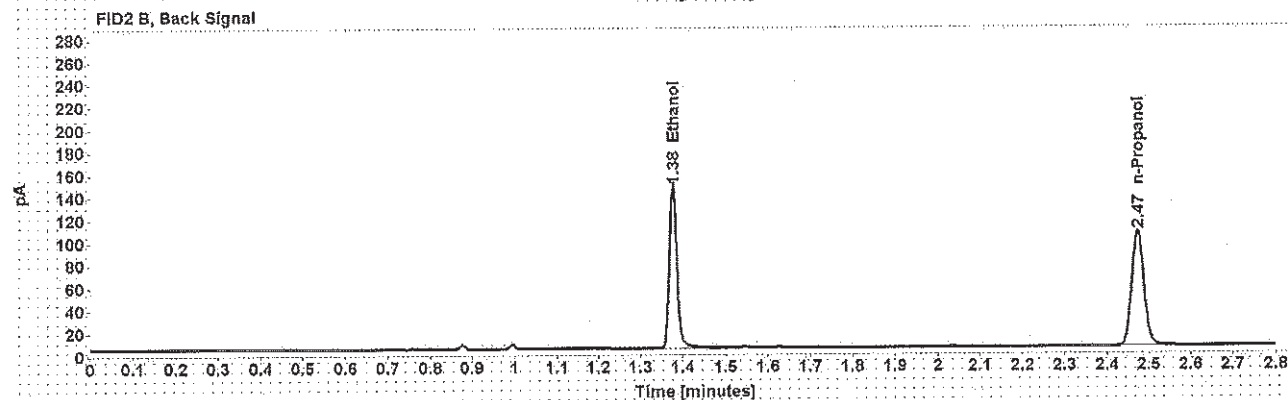
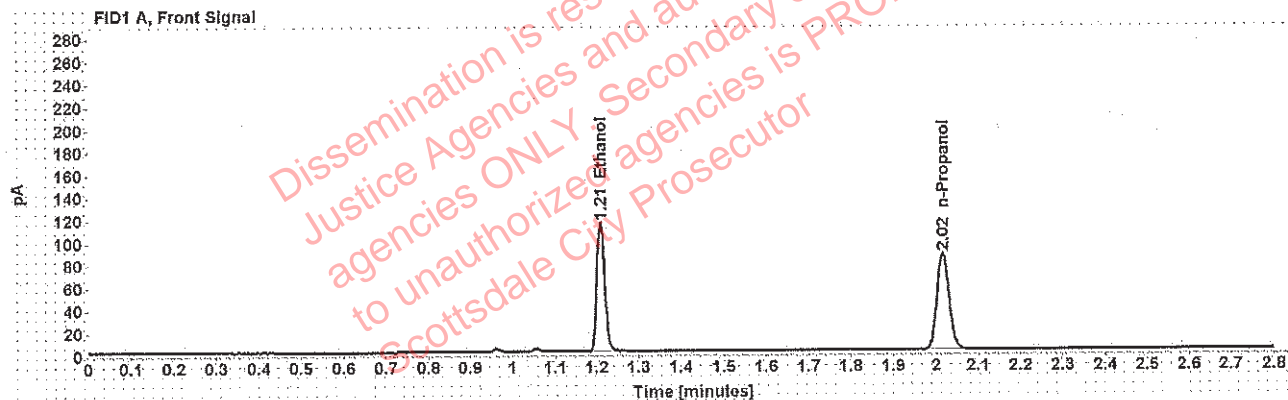


Table 1: FID 1 A (column DB-ALC1)

Compound	Amount (g/100mL)	Time (min)	Peak Area
>Ethanol	0.2260	1.209	146.609
n-Propanol	-----	2.016	171.138

Table 2: FID 2 B (column DB-ALC2)

Compound	Time (min)	Peak Area
Ethanol	1.376	182.645
n-Propanol	2.473	207.776

: Adrian, William - (31-Jan-2019)

Case: [REDACTED] User: wadrian 1/31/2019

### Scottsdale Police Department Crime Lab Volatiles Analysis

Sample:	[REDACTED]	Item number:	311-01A
Injection date:	1/30/2019 8:50:17 PM	Vial:	39
Method:	ethanol quant.M	Sequence:	30Jan19
Instrument:	US14173023 CN14160045	Analyst:	Adrian
Data file:	C:\Chem32\1\Data\30Jan19\39.D		

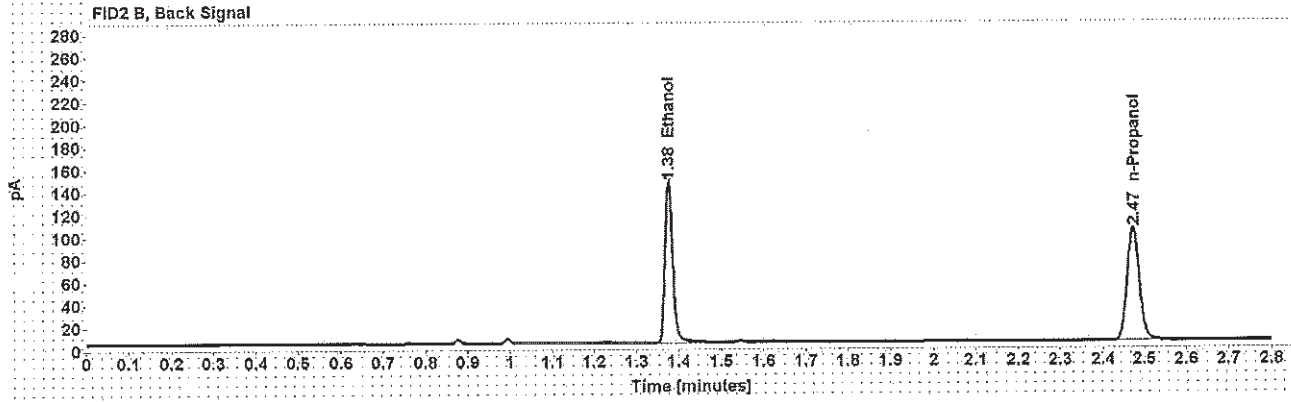
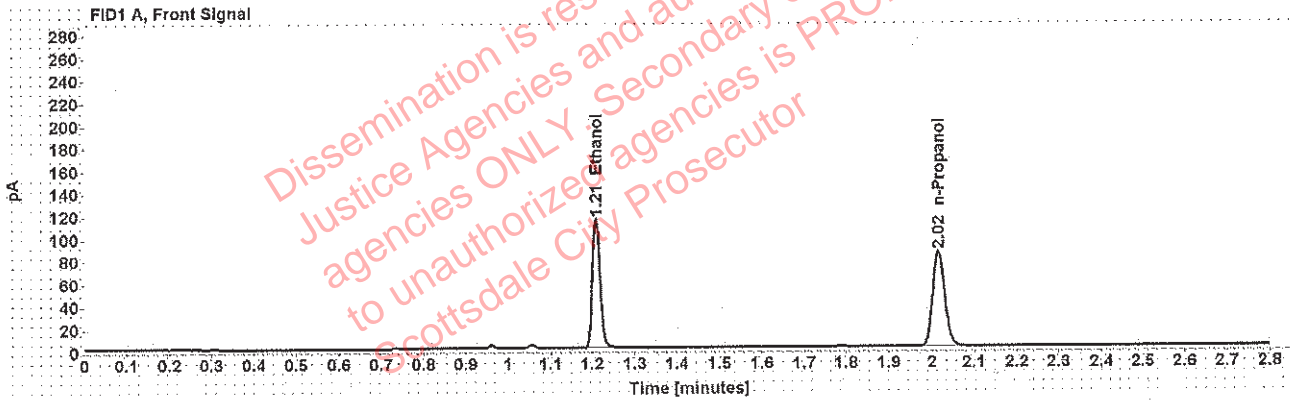


Table 1: FID 1 A (column DB-ALC1)

Compound	Amount (g/100mL)	Time (min)	Peak Area
>Ethanol	0.2293	1.209	146.288
n-Propanol	-----	2.016	168.318

Table 2: FID 2 B (column DB-ALC2)

Compound	Time (min)	Peak Area
Ethanol	1.376	182.435
n-Propanol	2.472	204.366

### Scottsdale Police Department Crime Lab Volatiles Analysis

Sample:	[redacted]	Item number:	1253728
Injection date:	1/30/2019 8:54:17 PM	Vial:	40
Method:	ethanol quant.M	Sequence:	30Jan19
Instrument:	US14173023 CN14160045	Analyst:	Adrian
Data file:	C:\Chem32\1\Data\30Jan19\40.D		

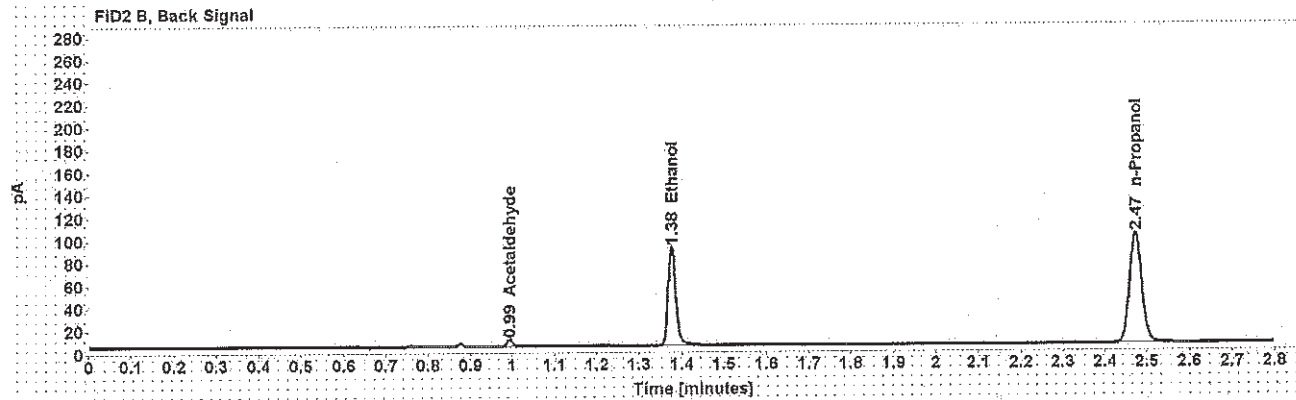
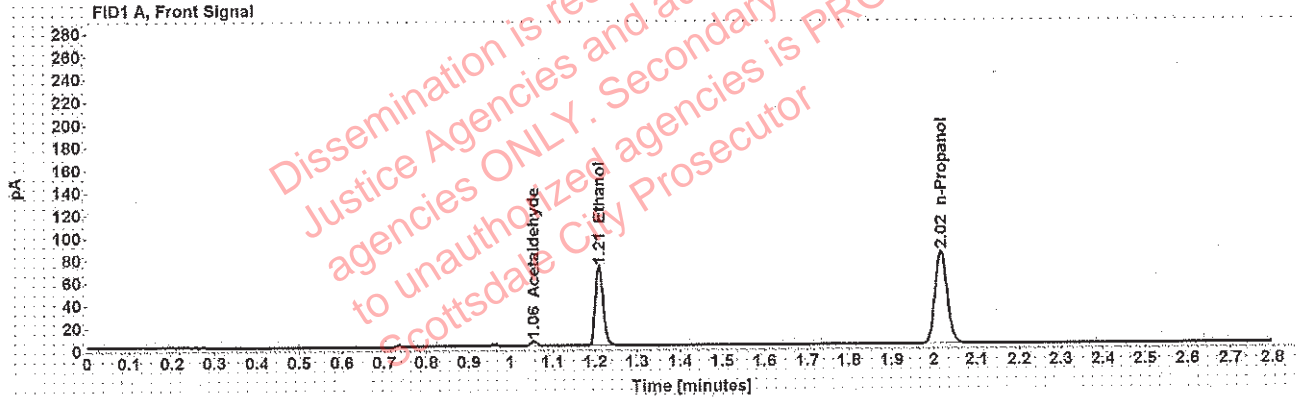


Table 1: FID 1 A (column DB-ALC1)

Compound	Amount (g/100mL)	Time (min)	Peak Area
Acetaldehyde	-----	1.055	4.298
>Ethanol	0.1438	1.210	89.728
n-Propanol	-----	2.016	164.856

Table 2: FID 2 B (column DB-ALC2)

Compound	Time (min)	Peak Area
Acetaldehyde	0.994	5.649
Ethanol	1.376	110.056
n-Propanol	2.472	200.325

### Scottsdale Police Department Crime Lab Volatiles Analysis

Sample:	[REDACTED]	Item number:	1253728
Injection date:	1/30/2019 8:58:17 PM	Vial:	41
Method:	ethanol quant.M	Sequence:	30Jan19
Instrument:	US14173023 CN14160045	Analyst:	Adrian
Data file:	C:\Chem32\1\Data\30Jan19\41.D		

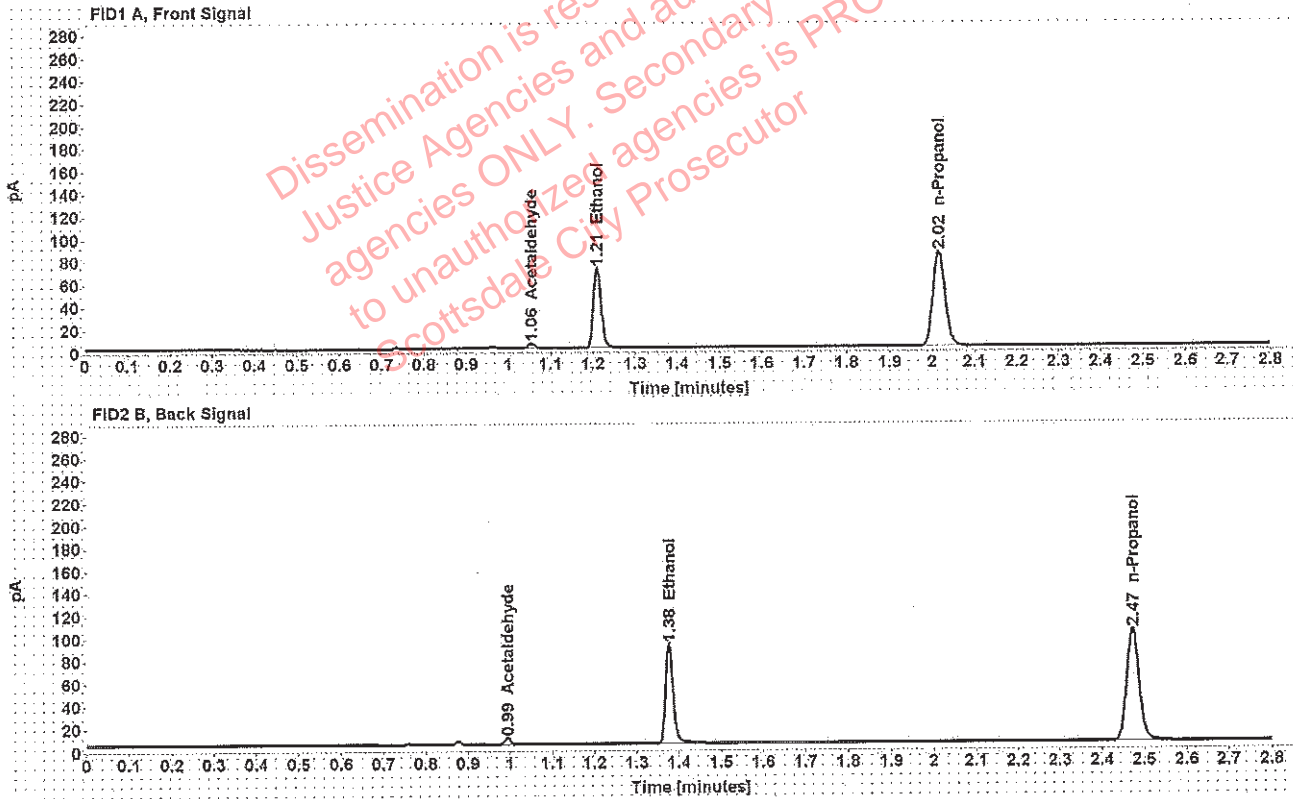


Table 1: FID 1 A (column DB-ALC1)

Compound	Amount (g/100mL)	Time (min)	Peak Area
Acetaldehyde	-----	1.055	4.398
>Ethanol	0.1427	1.210	90.348
n-Propanol	-----	2.016	167.352

Table 2: FID 2 B (column DB-ALC2)

Compound	Time (min)	Peak Area
Acetaldehyde	0.994	5.773
Ethanol	1.377	111.145
n-Propanol	2.473	203.636

### Scottsdale Police Department Crime Lab Volatiles Analysis

Sample:	[REDACTED]	Item number:	1242153
Injection date:	1/30/2019 9:06:33 PM	Vial:	43
Method:	ethanol quant.M	Sequence:	30Jan19
Instrument:	US14173023 CN14160045	Analyst:	Adrian
Data file:	C:\Chem321\1\Data\30Jan19\43.D		

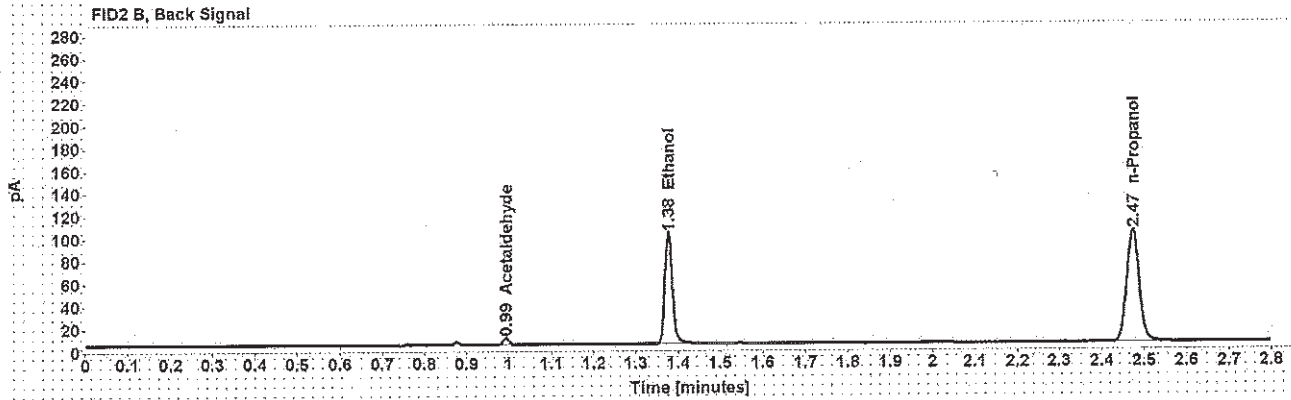
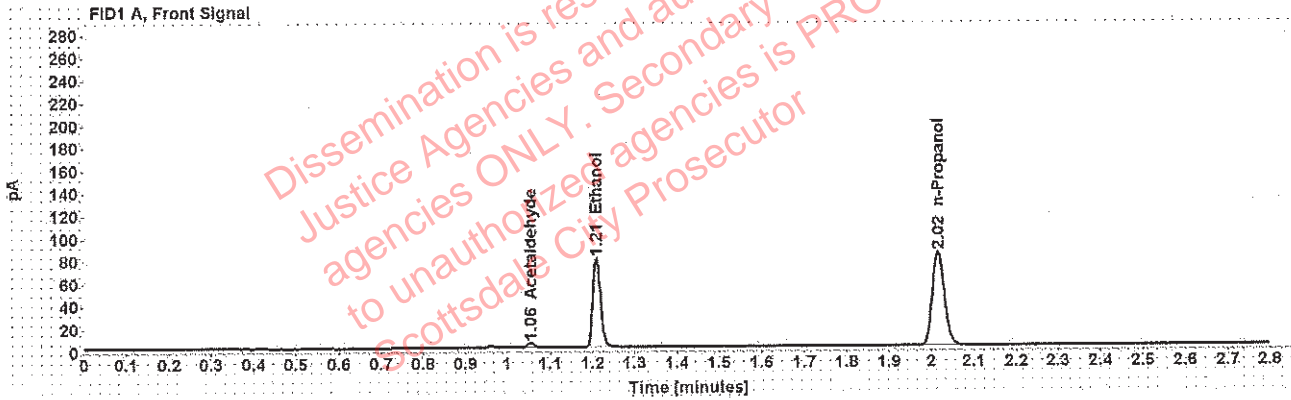


Table 1: FID 1 A (column DB-ALC1)

Compound	Amount (g/100mL)	Time (min)	Peak Area
Acetaldehyde	-----	1.055	4.302
>Ethanol	0.1601	1.210	100.938
n-Propanol	-----	2.016	166.502

Table 2: FID 2 B (column DB-ALC2)

Compound	Time (min)	Peak Area
Acetaldehyde	0.994	5.658
Ethanol	1.376	124.347
n-Propanol	2.472	202.446

: Adrian, William - (31-Jan-2019)

Case: [REDACTED] User: wadrian 1/31/2019

### Scottsdale Police Department Crime Lab Volatiles Analysis

Sample:	[REDACTED]	Item number:	1242153
Injection date:	1/30/2019 9:10:32 PM	Vial:	44
Method:	ethanol quant.M	Sequence:	30Jan19
Instrument:	US14173023 CN14160045	Analyst:	Adrian
Data file:	C:\Chem32\1\Data\30Jan19\44.D		

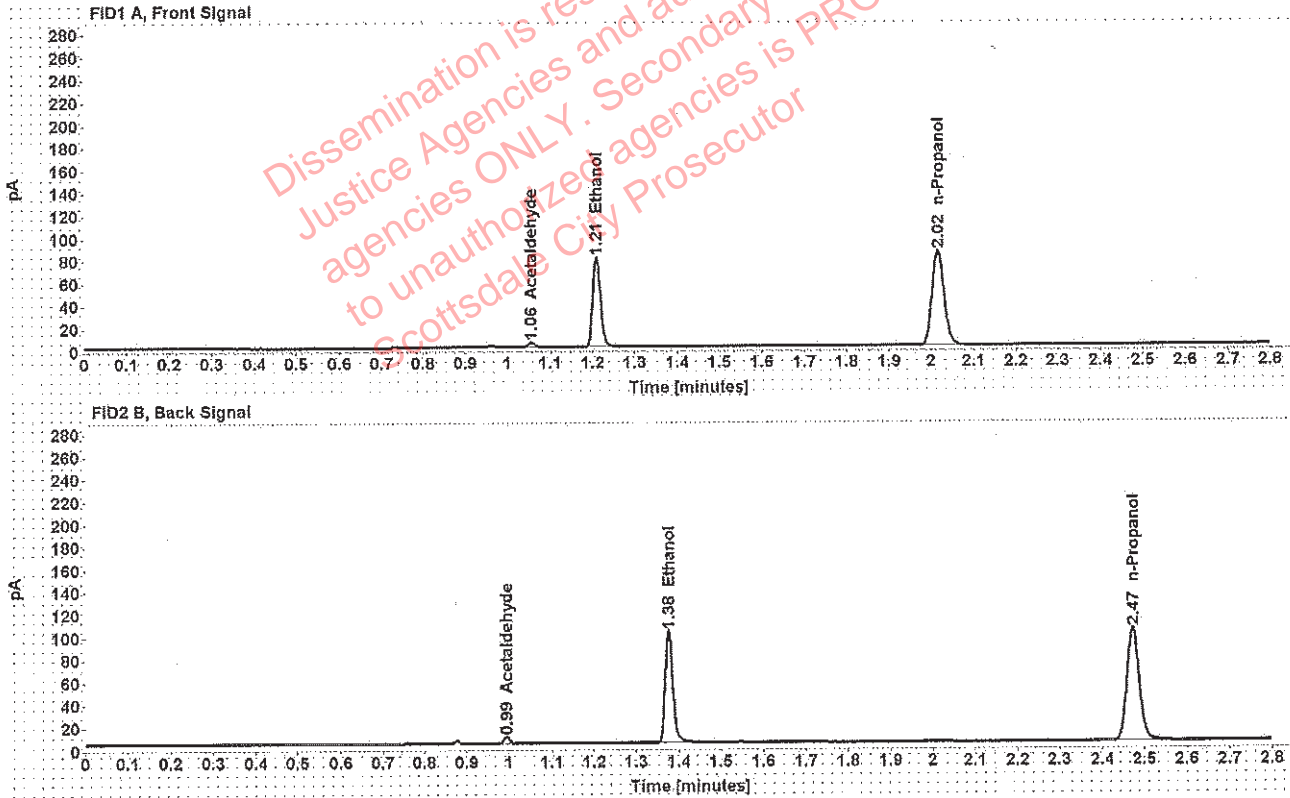


Table 1: FID 1 A (column DB-ALC1)

Compound	Amount (g/100mL)	Time (min)	Peak Area
Acetaldehyde	-----	1.055	4.262
>Ethanol	0.1600	1.210	101.848
n-Propanol	-----	2.016	168.111

Table 2: FID 2 B (column DB-ALC2)

Compound	Time (min)	Peak Area
Acetaldehyde	0.994	5.605
Ethanol	1.376	125.508
n-Propanol	2.472	204.544



[REDACTED] : Adrian, William - (31-Jan-2019)

Case: [REDACTED] User: wadrian 1/31/2019

### Scottsdale Police Department Crime Lab Volatiles Analysis

Sample:	[REDACTED]	Item number:	1252913
Injection date:	1/30/2019 9:14:32 PM	Vial:	45
Method:	ethanol quant.M	Sequence:	30Jan19
Instrument:	US14173023 CN14160045	Analyst:	Adrian
Data file:	C:\Chem32\1\Data\30Jan19\45.D		

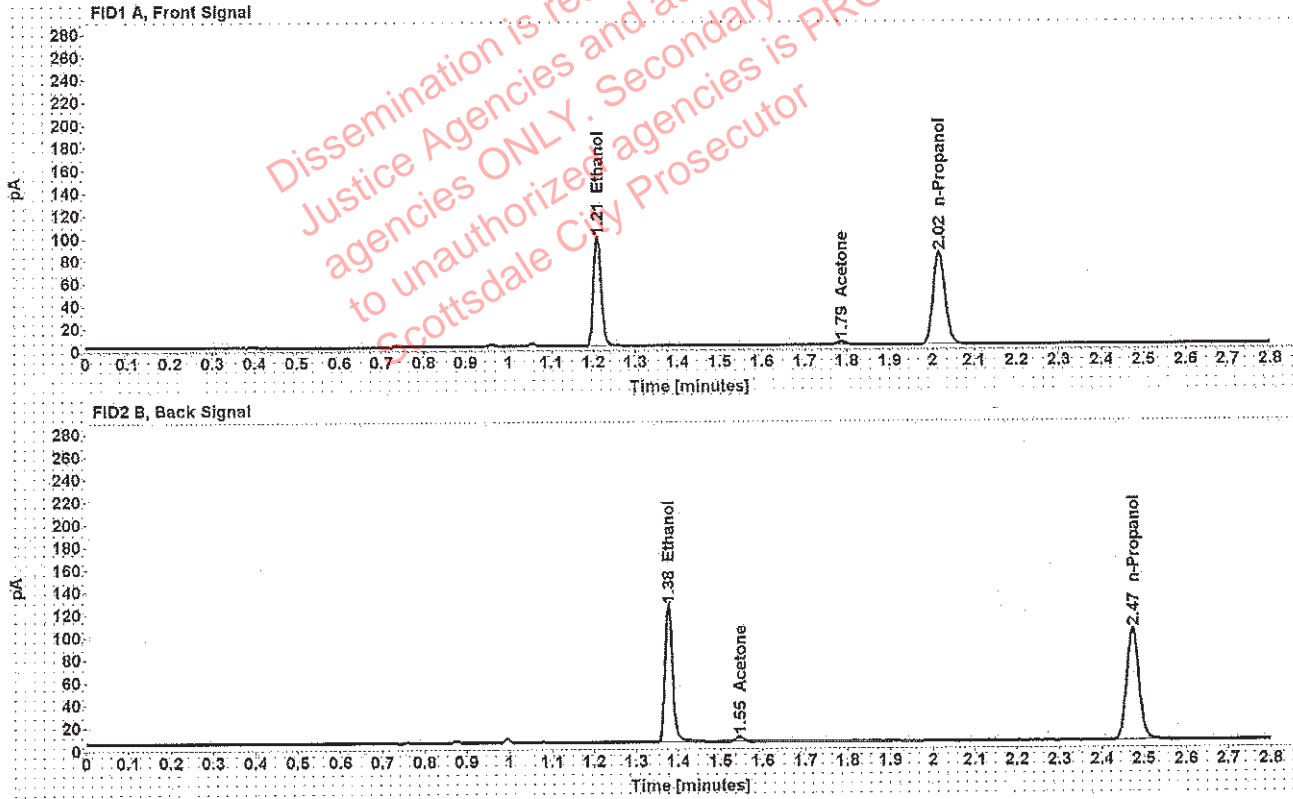


Table 1: FID 1 A (column DB-ALC1)

Compound	Amount (g/100mL)	Time (min)	Peak Area
>Ethanol	0.1983	1.209	124.026
Acetone	-----	1.787	4.820
n-Propanol	-----	2.016	165.109

Table 2: FID 2 B (column DB-ALC2)

Compound	Time (min)	Peak Area
Ethanol	1.376	153.375
Acetone	1.545	5.570
n-Propanol	2.472	200.597

### Scottsdale Police Department Crime Lab Volatiles Analysis

Sample:	[redacted]	Item number:	1252913
Injection date:	1/30/2019 9:18:32 PM	Vial:	46
Method:	ethanol quant.M	Sequence:	30Jan19
Instrument:	US14173023 CN14160045	Analyst:	Adrian
Data file:	C:\Chem32\1\Data\30Jan19\46.D		

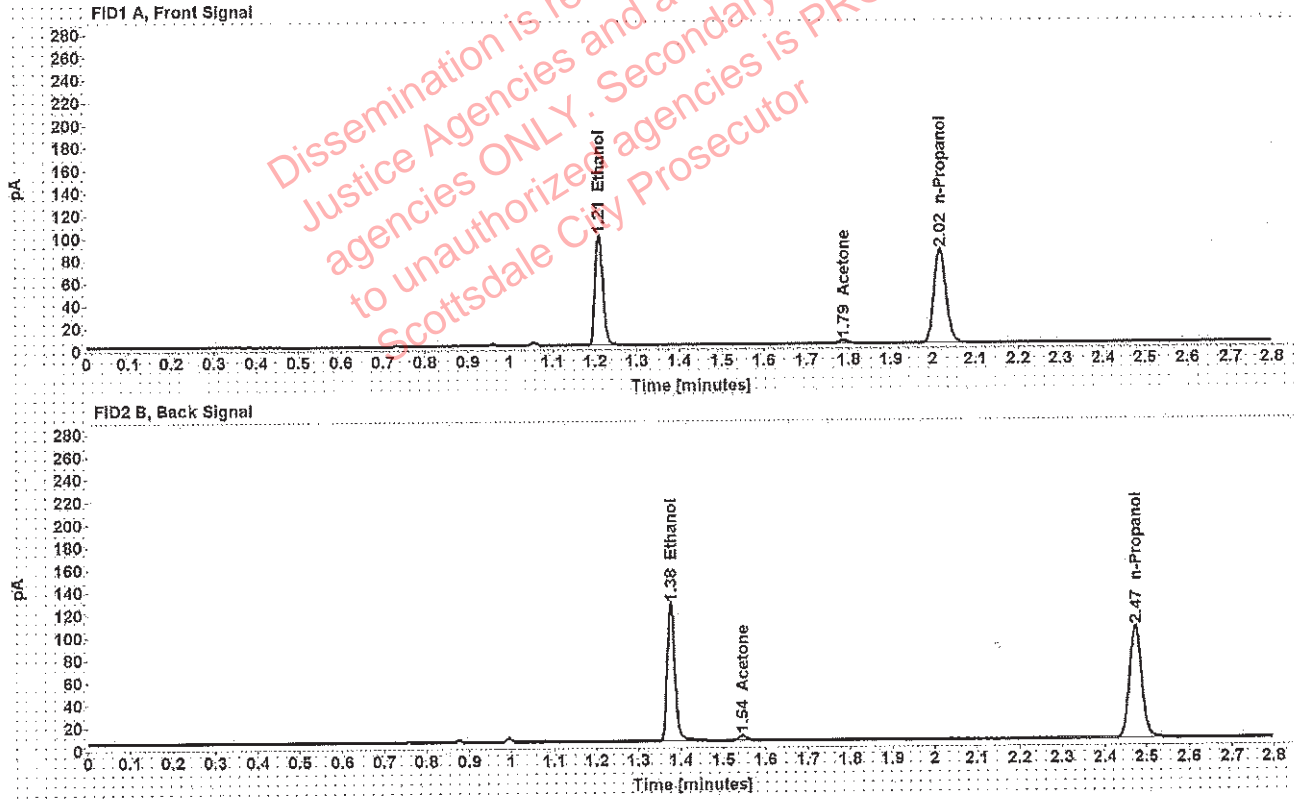


Table 1: FID 1 A (column DB-ALC1)

Compound	Amount (g/100mL)	Time (min)	Peak Area
>Ethanol	0.1983	1.209	125.153
Acetone	-----	1.787	4.900
n-Propanol	-----	2.016	166.613

Table 2: FID 2 B (column DB-ALC2)

Compound	Time (min)	Peak Area
Ethanol	1.376	154.626
Acetone	1.545	5.655
n-Propanol	2.473	202.363

### Scottsdale Police Department Crime Lab Volatiles Analysis

Sample:	[REDACTED]	Item number:	1249172
Injection date:	1/30/2019 9:22:33 PM	Vial:	47
Method:	ethanol quant.M	Sequence:	30Jan19
Instrument:	US14173023 CN14160045	Analyst:	Adrian
Data file:	C:\Chem32\1\Data\30Jan19\47.D		

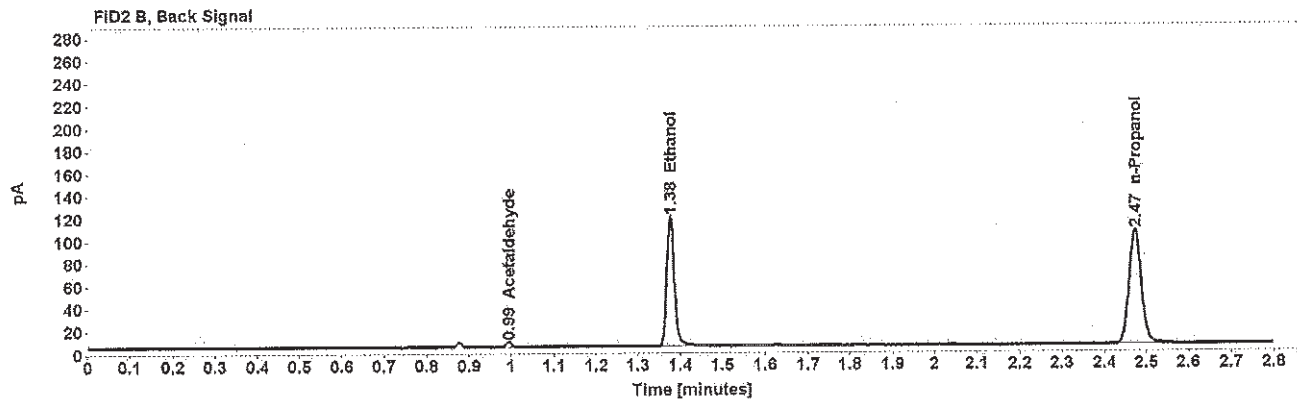
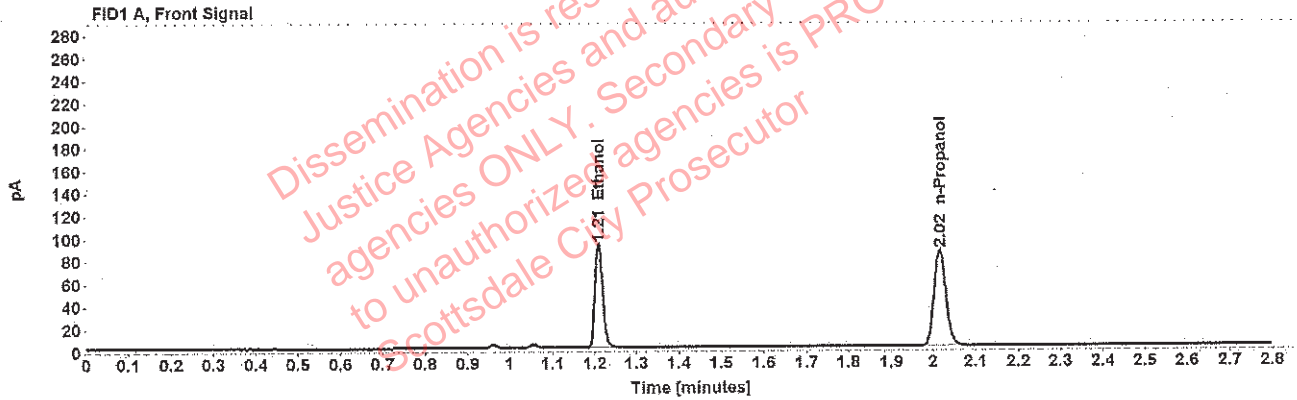


Table 1: FID 1 A (column DB-ALC1)

Compound	Amount (g/100mL)	Time (min)	Peak Area
>Ethanol	0.1835	1.209	117.785
n-Propanol	-----	2.016	169.477

Table 2: FID 2 B (column DB-ALC2)

Compound	Time (min)	Peak Area
Acetaldehyde	0.994	4.226
Ethanol	1.376	147.134
n-Propanol	2.472	206.588

Adrian, William - (31-Jan-2019)

Case: [redacted] User: wadrian 1/31/2019

### Scottsdale Police Department Crime Lab Volatiles Analysis

Sample:	[redacted]	Item number:	1249172
Injection date:	1/30/2019 9:26:32 PM	Vial:	48
Method:	ethanol quant.M	Sequence:	30Jan19
Instrument:	US14173023 CN14160045	Analyst:	Adrian
Data file:	C:\Chem32\1\Data\30Jan19\48.D		

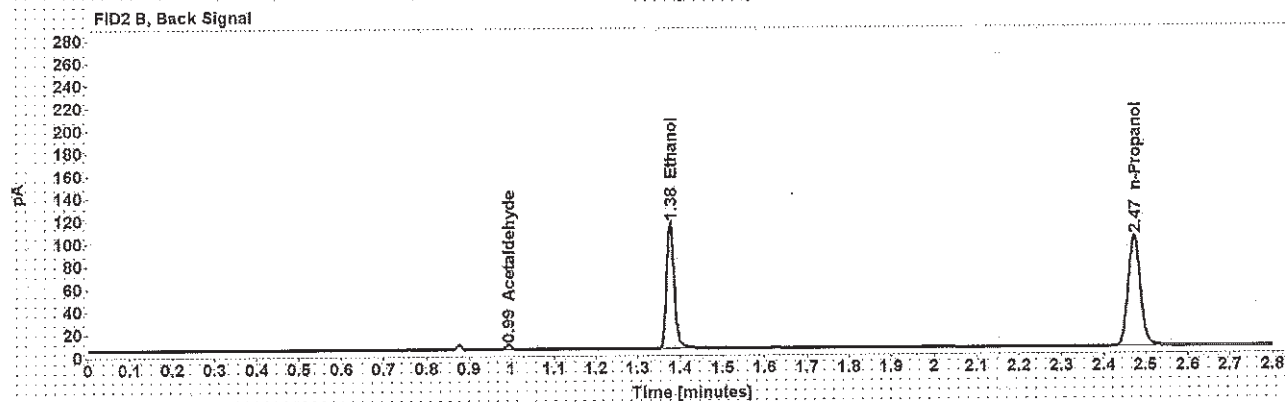
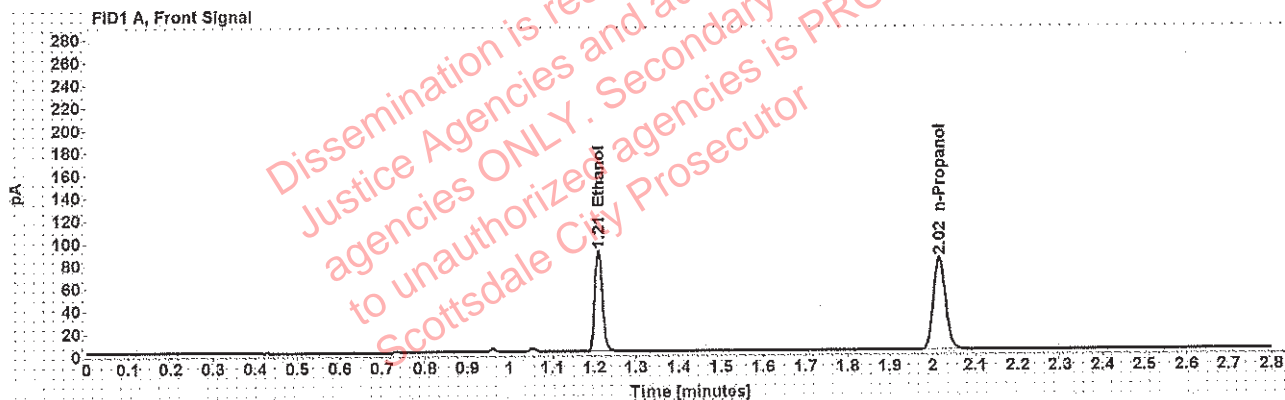


Table 1: FID 1 A (column DB-ALC1)

Compound	Amount (g/100mL)	Time (min)	Peak Area
>Ethanol	0.1841	1.209	113.850
n-Propanol	-----	2.016	163.244

Table 2: FID 2 B (column DB-ALC2)

Compound	Time (min)	Peak Area
Acetaldehyde	0.994	4.069
Ethanol	1.376	142.194
n-Propanol	2.472	198.903

[REDACTED]: Adrian, William - (31-Jan-2019)

Case: [REDACTED] User: wadrian 1/31/2019

### Scottsdale Police Department Crime Lab Volatiles Analysis

Sample:	[REDACTED]	Item number:	1253539
Injection date:	1/30/2019 9:30:47 PM	Vial:	49
Method:	ethanol quant.M	Sequence:	30Jan19
Instrument:	US14173023 CN14160045	Analyst:	Adrian
Data file:	C:\Chem32\1\Data\30Jan19\49.D		

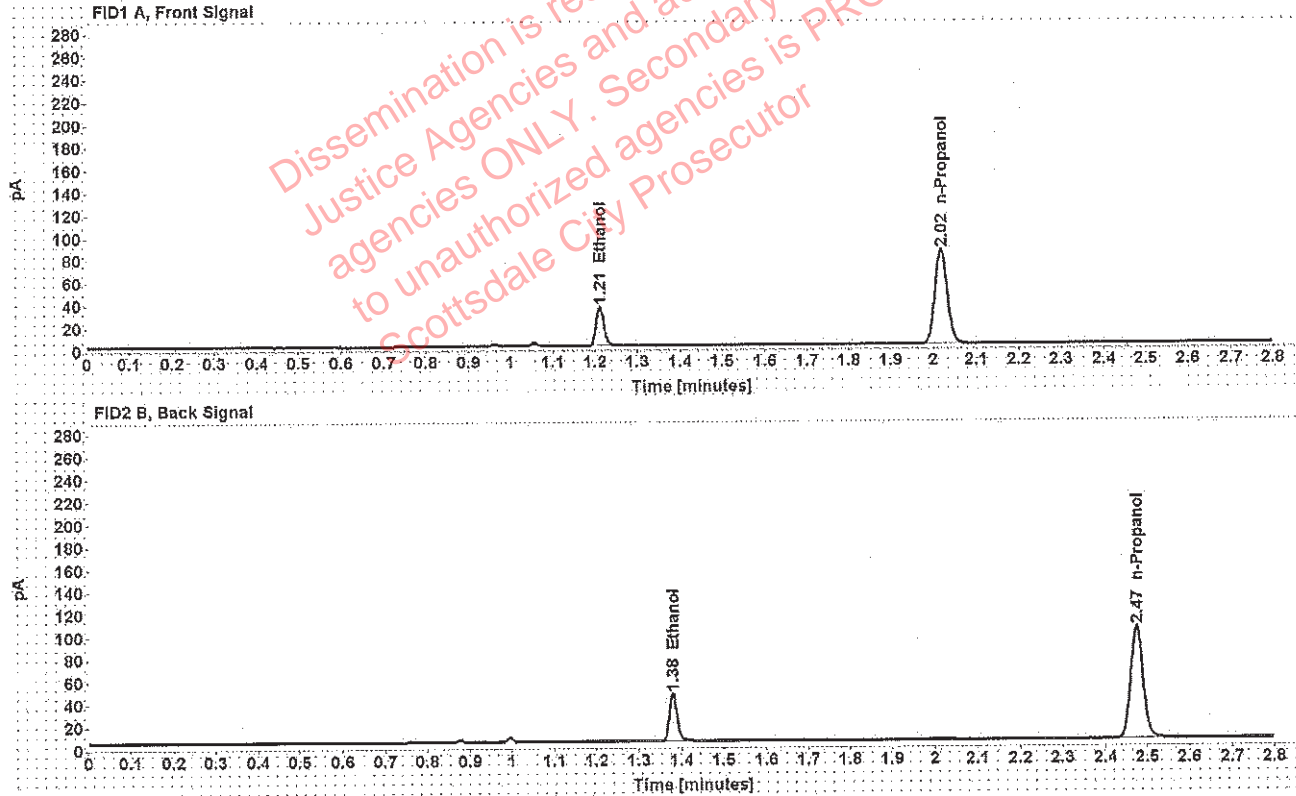


Table 1: FID 1 A (column DB-ALC1)

Compound	Amount (g/100mL)	Time (min)	Peak Area
>Ethanol	0.0701	1.212	44.455
n-Propanol	-----	2.017	168.237

Table 2: FID 2 B (column DB-ALC2)

Compound	Time (min)	Peak Area
Ethanol	1.379	54.270
n-Propanol	2.474	204.285

### Scottsdale Police Department Crime Lab Volatiles Analysis

Sample:	[REDACTED]	Item number:	1253539
Injection date:	1/30/2019 9:34:47 PM	Vial:	50
Method:	ethanol quant.M	Sequence:	30Jan19
Instrument:	US14173023 CN14160045	Analyst:	Adrian
Data file:	C:\Chem32\1\Data\30Jan19\50.D		

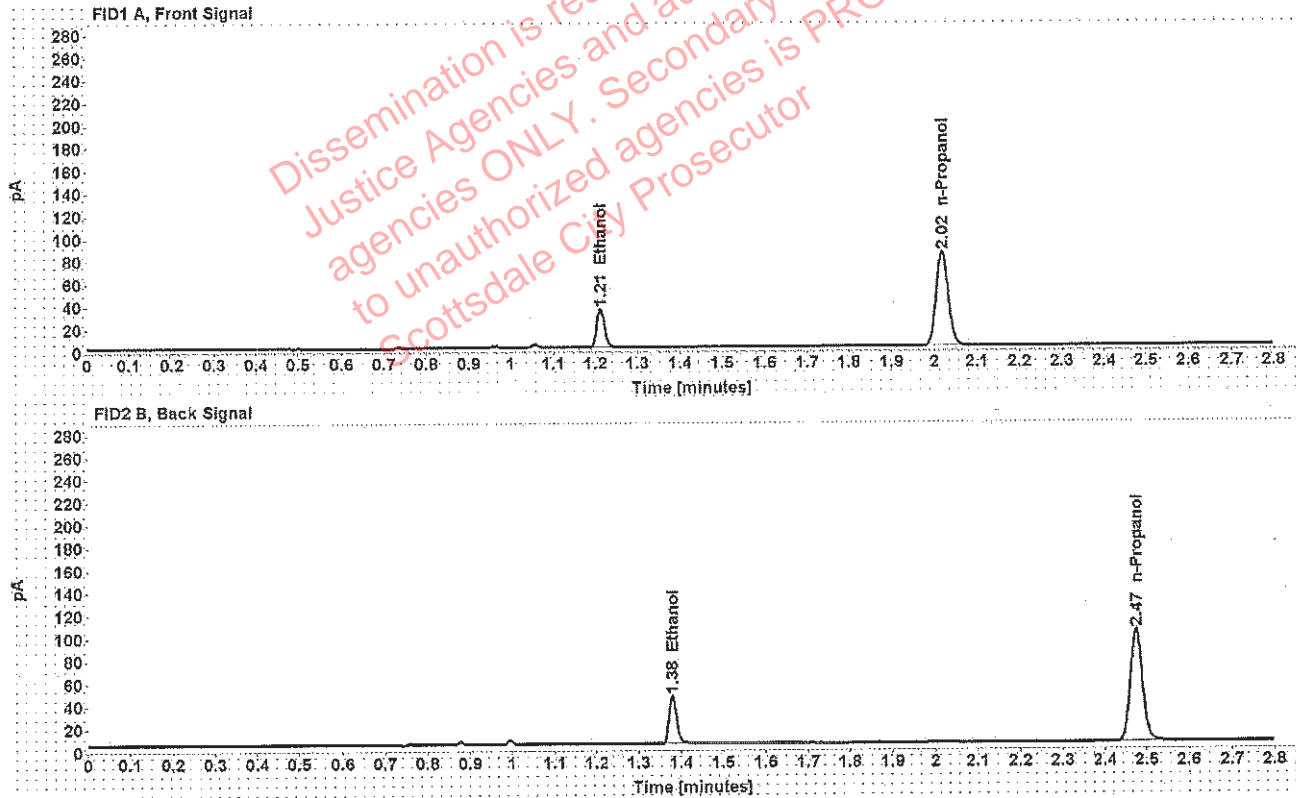


Table 1: FID 1 A (column DB-ALC1)

Compound	Amount (g/100mL)	Time (min)	Peak Area
>Ethanol	0.0699	1.212	44.161
n-Propanol	-----	2.017	167.553

Table 2: FID 2 B (column DB-ALC2)

Compound	Time (min)	Peak Area
Ethanol	1.379	53.988
n-Propanol	2.475	203.678

### Scottsdale Police Department Crime Lab Volatiles Analysis

Sample:	[REDACTED]	Item number:	1254063
Injection date:	1/30/2019 9:38:47 PM	Vial:	51
Method:	ethanol quant.M	Sequence:	30Jan19
Instrument:	US14173023 CN14160045	Analyst:	Adrian
Data file:	C:\Chem32\1\Data\30Jan19\51.D		

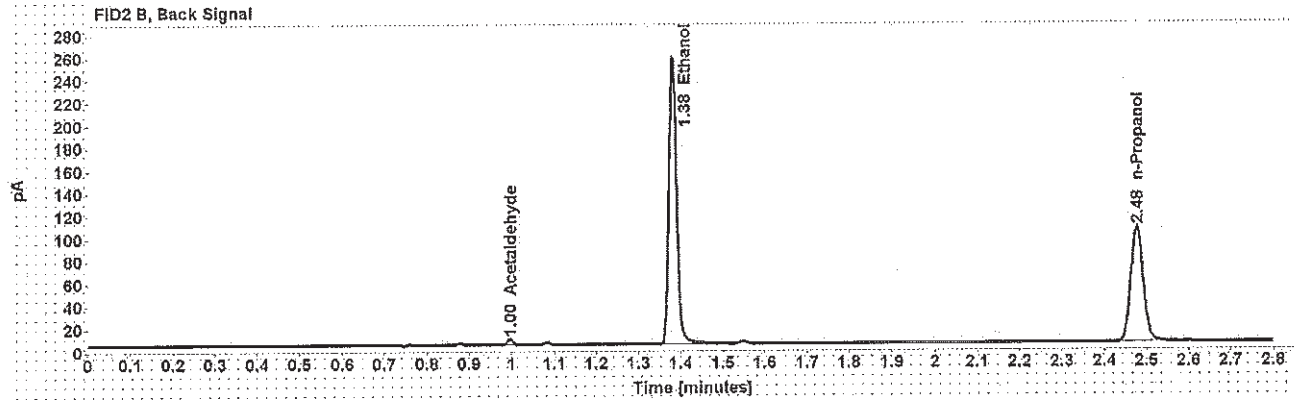
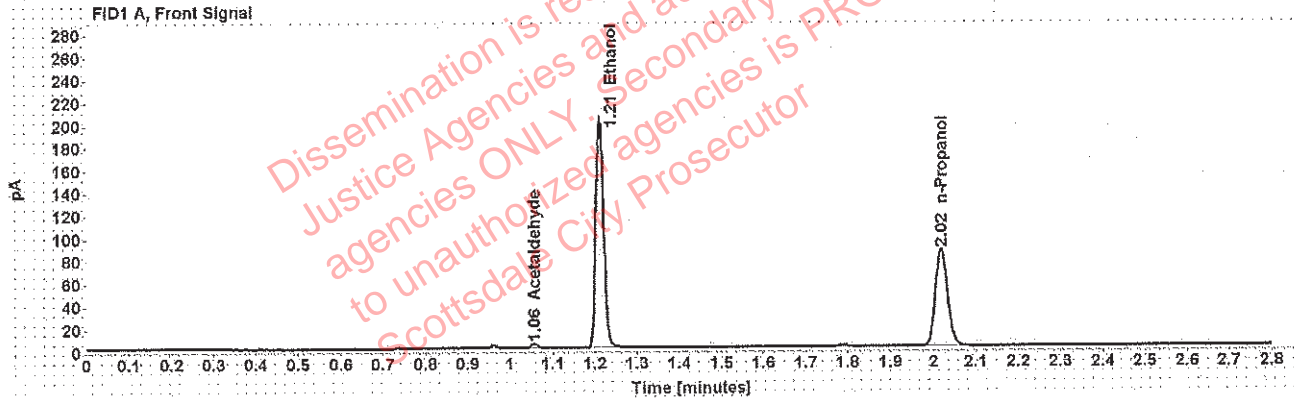


Table 1: FID 1 A (column DB-ALC1)

Compound	Amount (g/100mL)	Time (min)	Peak Area
Acetaldehyde	-----	1.057	3.799
>Ethanol	0.3983	1.212	259.488
n-Propanol	-----	2.019	171.705

Table 2: FID 2 B (column DB-ALC2)

Compound	Time (min)	Peak Area
Acetaldehyde	0.996	4.976
Ethanol	1.381	321.614
n-Propanol	2.477	208.639

### Scottsdale Police Department Crime Lab Volatiles Analysis

Sample:	[REDACTED]	Item number:	1254063
Injection date:	1/30/2019 9:42:47 PM	Vial:	52
Method:	ethanol quant.M	Sequence:	30Jan19
Instrument:	US14173023 CN14160045	Analyst:	Adrian
Data file:	C:\Chem32\1\Data\30Jan19\52.D		

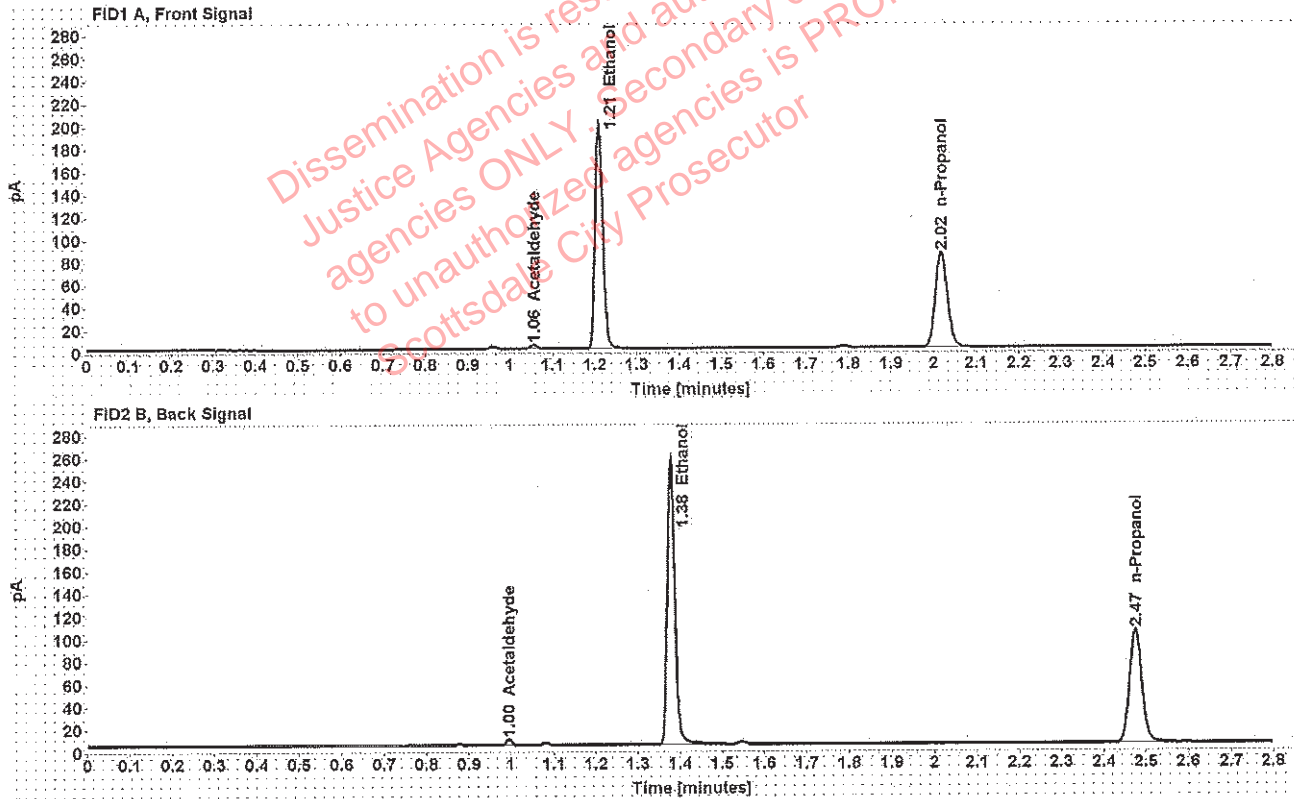


Table 1: FID 1 A (column DB-ALC1)

Compound	Amount (g/100mL)	Time (min)	Peak Area
Acetaldehyde	-----	1.056	3.837
>Ethanol	0.3963	1.210	254.909
n-Propanol	-----	2.018	169.501

Table 2: FID 2 B (column DB-ALC2)

Compound	Time (min)	Peak Area
Acetaldehyde	0.995	5.005
Ethanol	1.379	316.291
n-Propanol	2.475	205.997



### Scottsdale Police Department Crime Lab Volatiles Analysis

Sample:	[redacted]	Item number:	1254415
Injection date:	1/30/2019 9:50:47 PM	Vial:	54
Method:	ethanol-quant.M	Sequence:	30Jan19
Instrument:	US14173023 CN14160045	Analyst:	Adrian
Data file:	C:\Chem32\1\Data\30Jan19\54.D		

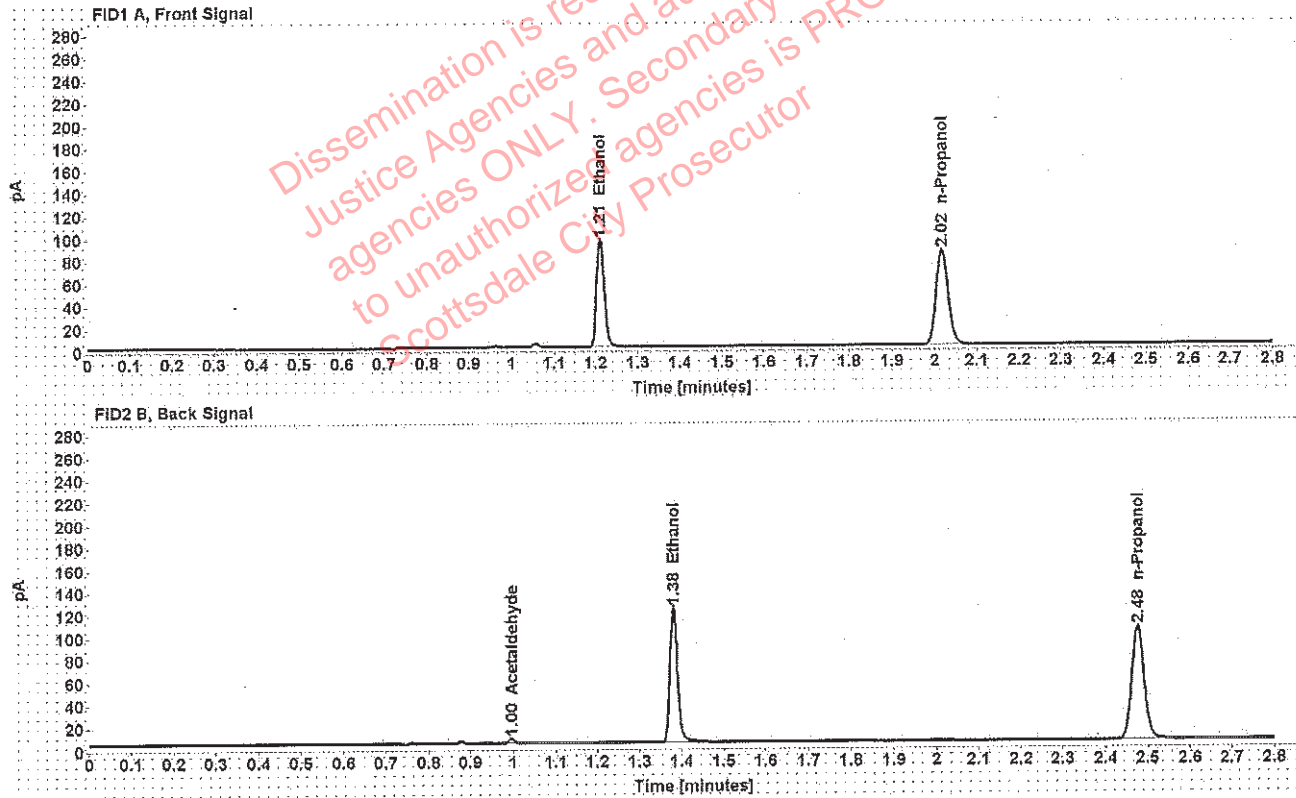


Table 1: FID 1 A (column DB-ALC1)

Compound	Amount (g/100mL)	Time (min)	Peak Area
>Ethanol	0.1924	1.212	123.034
n-Propanol	-----	2.018	168.782

Table 2: FID 2 B (column DB-ALC2)

Compound	Time (min)	Peak Area
Acetaldehyde	0.996	4.059
Ethanol	1.380	151.942
n-Propanol	2.476	205.046

[REDACTED]: Adrian, William - (31-Jan-2019)

Case: [REDACTED] User: wadrian 1/31/2019

### Scottsdale Police Department Crime Lab Volatiles Analysis

Sample:	[REDACTED]	Item number:	1254415
Injection date:	1/30/2019 9:55:02 PM	Vial:	55
Method:	ethanol quant.M	Sequence:	30Jan19
Instrument:	US14173023 CN14160045	Analyst:	Adrian
Data file:	C:\Chem32\1\Data\30Jan19\55.D		

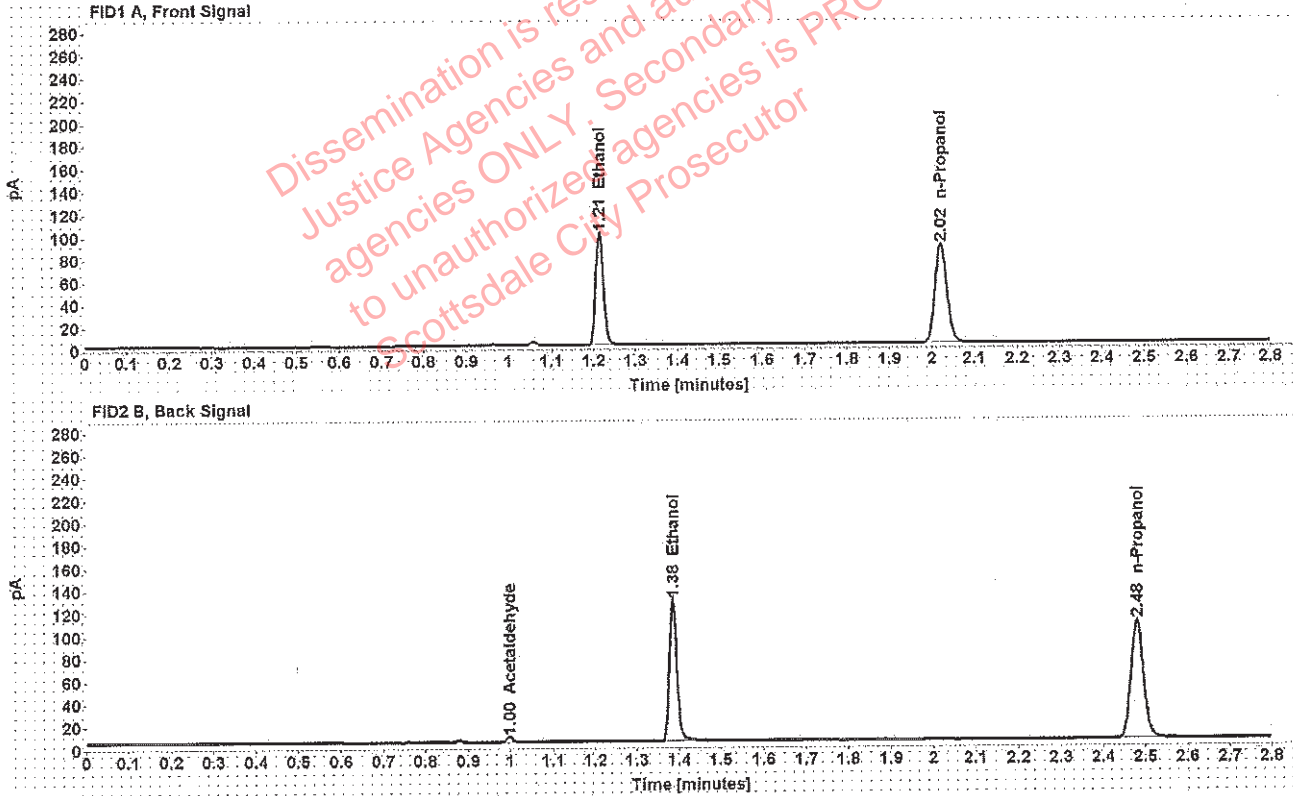


Table 1: FID 1 A (column DB-ALC1)

Compound	Amount (g/100mL)	Time (min)	Peak Area
>Ethanol	0.1958	1.214	130.318
n-Propanol	-----	2.021	175.695

Table 2: FID 2 B (column DB-ALC2)

Compound	Time (min)	Peak Area
Acetaldehyde	0.998	4.129
Ethanol	1.385	160.758
n-Propanol	2.480	213.281

### Scottsdale Police Department Crime Lab Volatiles Analysis

Sample:	[REDACTED]	Item number:	1254364
Injection date:	1/30/2019 9:59:02 PM	Vial:	56
Method:	ethanol quant.M	Sequence:	30Jan19
Instrument:	US14173023 CN14160045	Analyst:	Adrian
Data file:	C:\Chem32\1\Data\30Jan19\56.D		

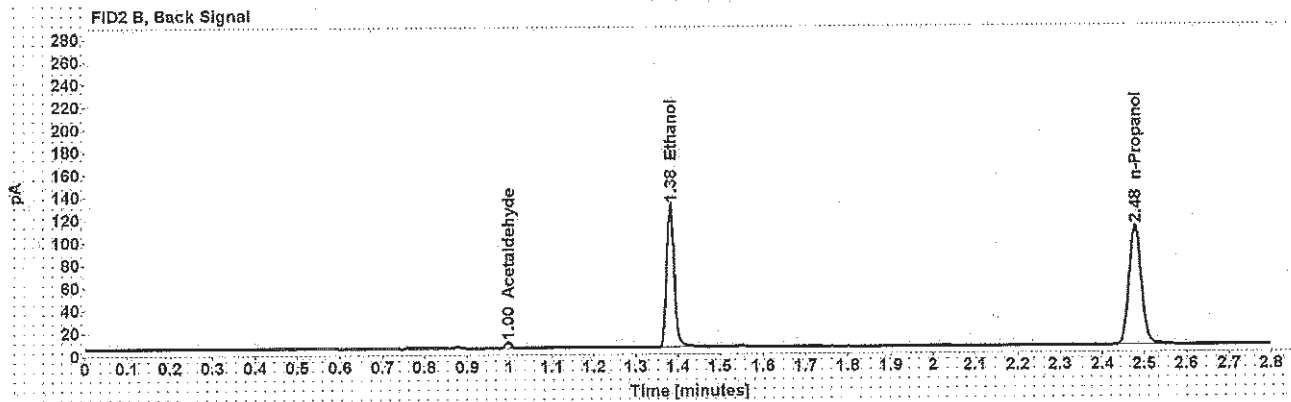
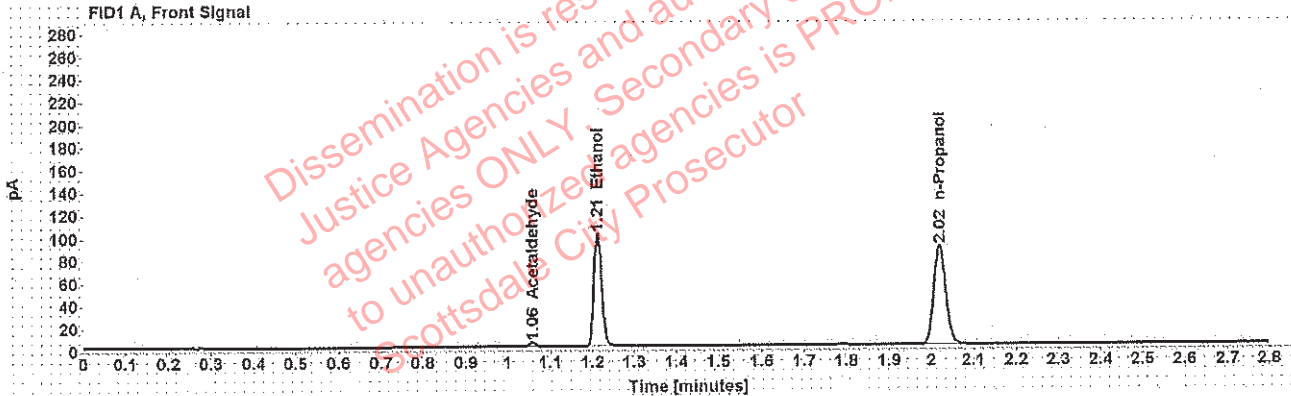


Table 1: FID 1 A (column DB-ALC1)

Compound	Amount (g/100mL)	Time (min)	Peak Area
Acetaldehyde	-----	1.057	3.782
>Ethanol	0.1946	1.213	129.891
n-Propanol	-----	2.019	176.194

Table 2: FID 2 B (column DB-ALC2)

Compound	Time (min)	Peak Area
Acetaldehyde	0.997	4.984
Ethanol	1.382	160.774
n-Propanol	2.477	215.036

: Adrian, William - (31-Jan-2019)

Case: User: wadrian 1/31/2019

### Scottsdale Police Department Crime Lab Volatiles Analysis

Sample:		Item number:	1254364
Injection date:	1/30/2019 10:03:02 PM	Vial:	57
Method:	ethanol quant.M	Sequence:	30Jan19
Instrument:	US14173023 CN14160045	Analyst:	Adrian
Data file:	C:\Chem32\1\Data\30Jan19\57.D		

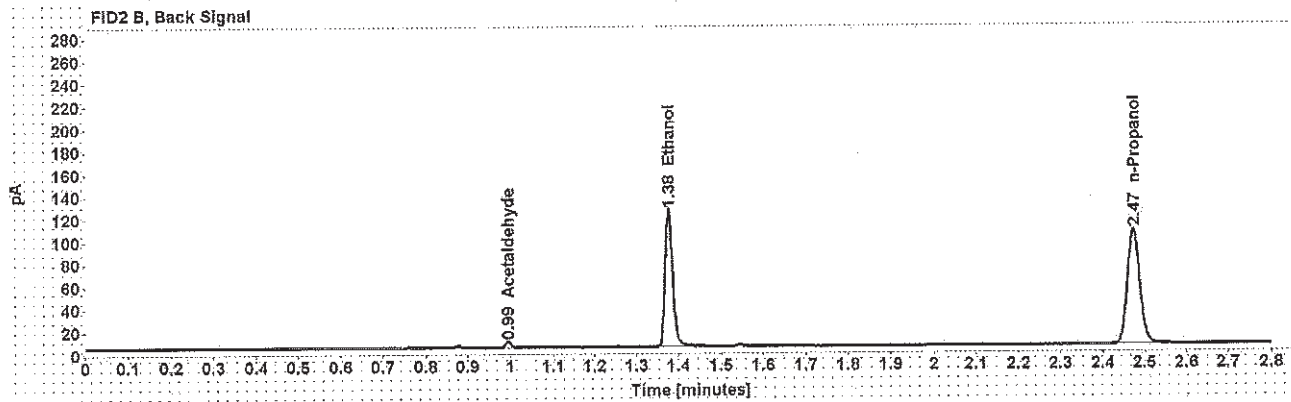
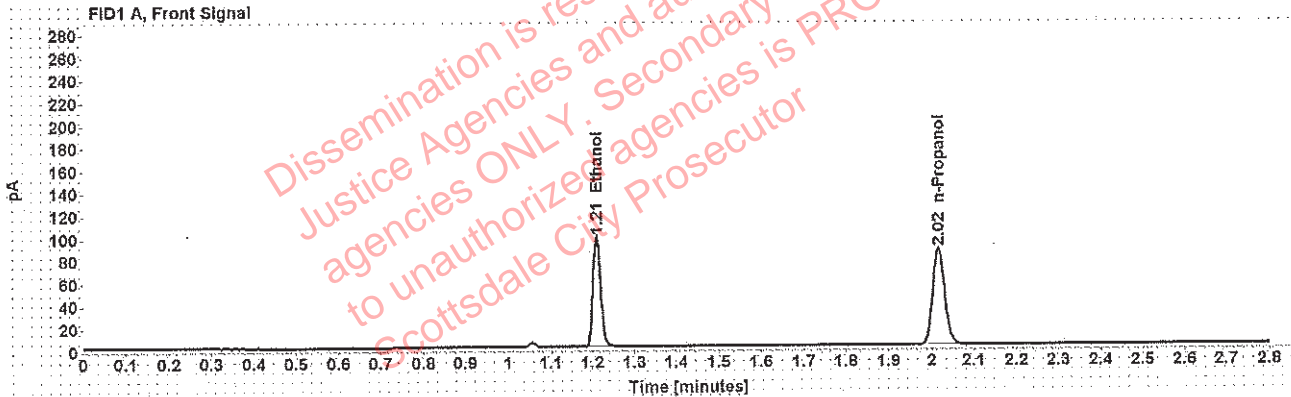


Table 1: FID 1 A (column DB-ALC1)

Compound	Amount (g/100mL)	Time (min)	Peak Area
>Ethanol	0.1920	1.210	124.482
n-Propanol	-----	2.017	171.154

Table 2: FID 2 B (column DB-ALC2)

Compound	Time (min)	Peak Area
Acetaldehyde	0.995	4.899
Ethanol	1.377	154.023
n-Propanol	2.473	208.718

[REDACTED] : Adrian, William - (31-Jan-2019)

Case: [REDACTED] User: wadrian 1/31/2019

### Scottsdale Police Department Crime Lab Volatiles Analysis

Sample:	[REDACTED]	Item number:	358-01A
Injection date:	1/30/2019 10:07:02 PM	Vial:	58
Method:	ethanol quant.M	Sequence:	30Jan19
Instrument:	US14173023 CN14160045	Analyst:	Adrian
Data file:	C:\Chem32\1\Data\30Jan19\58.D		

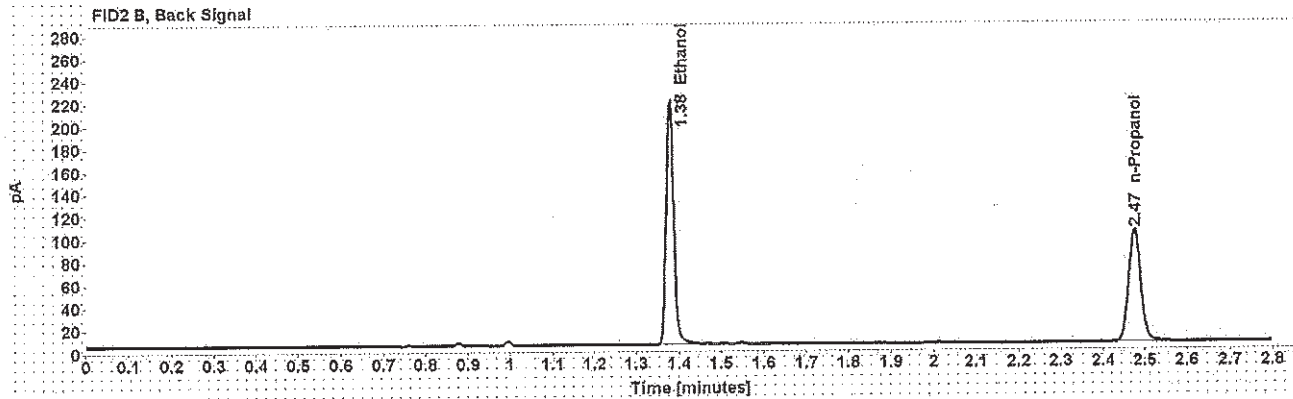
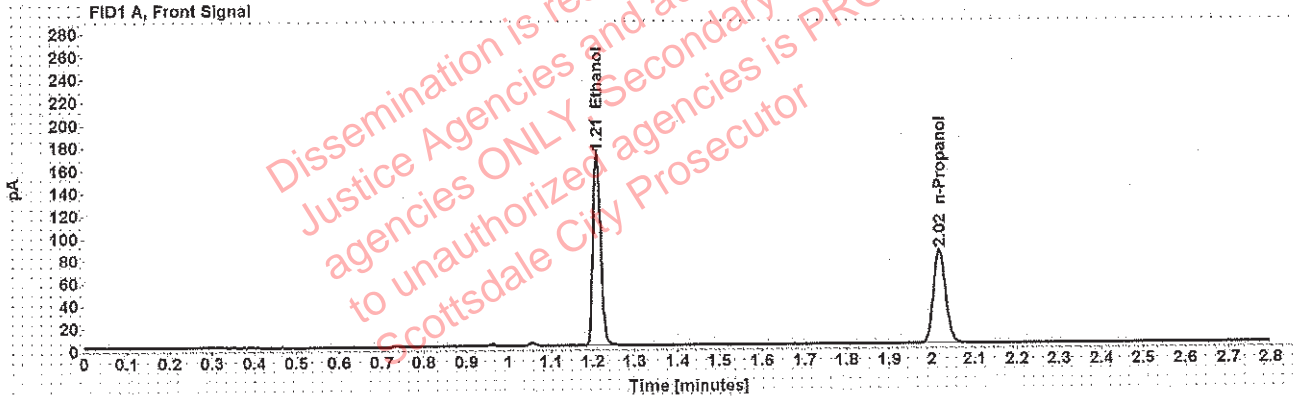


Table 1: FID 1 A (column DB-ALC1)

Compound	Amount (g/100mL)	Time (min)	Peak Area
>Ethanol	0.3457	1.210	218.285
n-Propanol	-----	2.017	166.468

Table 2: FID 2 B (column DB-ALC2)

Compound	Time (min)	Peak Area
Ethanol	1.378	272.416
n-Propanol	2.474	203.224

### Scottsdale Police Department Crime Lab Volatiles Analysis

Sample:	[REDACTED]	Item number:	358-01A
Injection date:	1/30/2019 10:11:03 PM	Vial:	59
Method:	ethanol.quant.M	Sequence:	30Jan19
Instrument:	US14173023 CN14160045	Analyst:	Adrian
Data file:	C:\Chem32\1\Data\30Jan19\59.D		

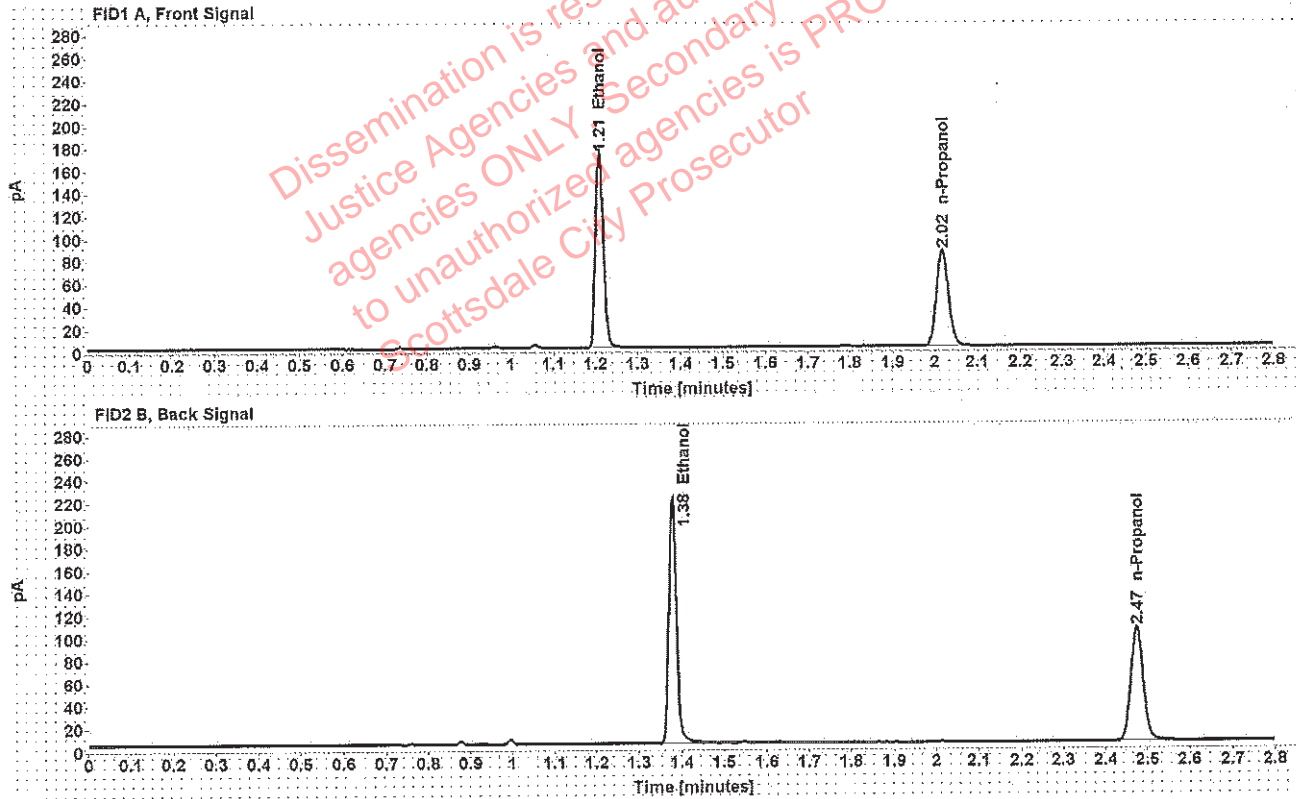


Table 1: FID 1 A (column DB-ALC1)

Compound	Amount (g/100mL)	Time (min)	Peak Area
>Ethanol	0.3433	1.210	220.470
n-Propanol	---	2.017	169.310

Table 2: FID 2 B (column DB-ALC2)

Compound	Time (min)	Peak Area
Ethanol	1.378	275.160
n-Propanol	2.474	207.019

### Scottsdale Police Department Crime Lab Volatiles Analysis

Sample:	[redacted]	Item number:	1251832
Injection date:	1/30/2019 10:15:02 PM	Vial:	60
Method:	ethanol quant.M	Sequence:	30Jan19
Instrument:	US14173023 CN14160045	Analyst:	Adrian
Data file:	C:\Chem32\1\Data\30Jan19\60.D		

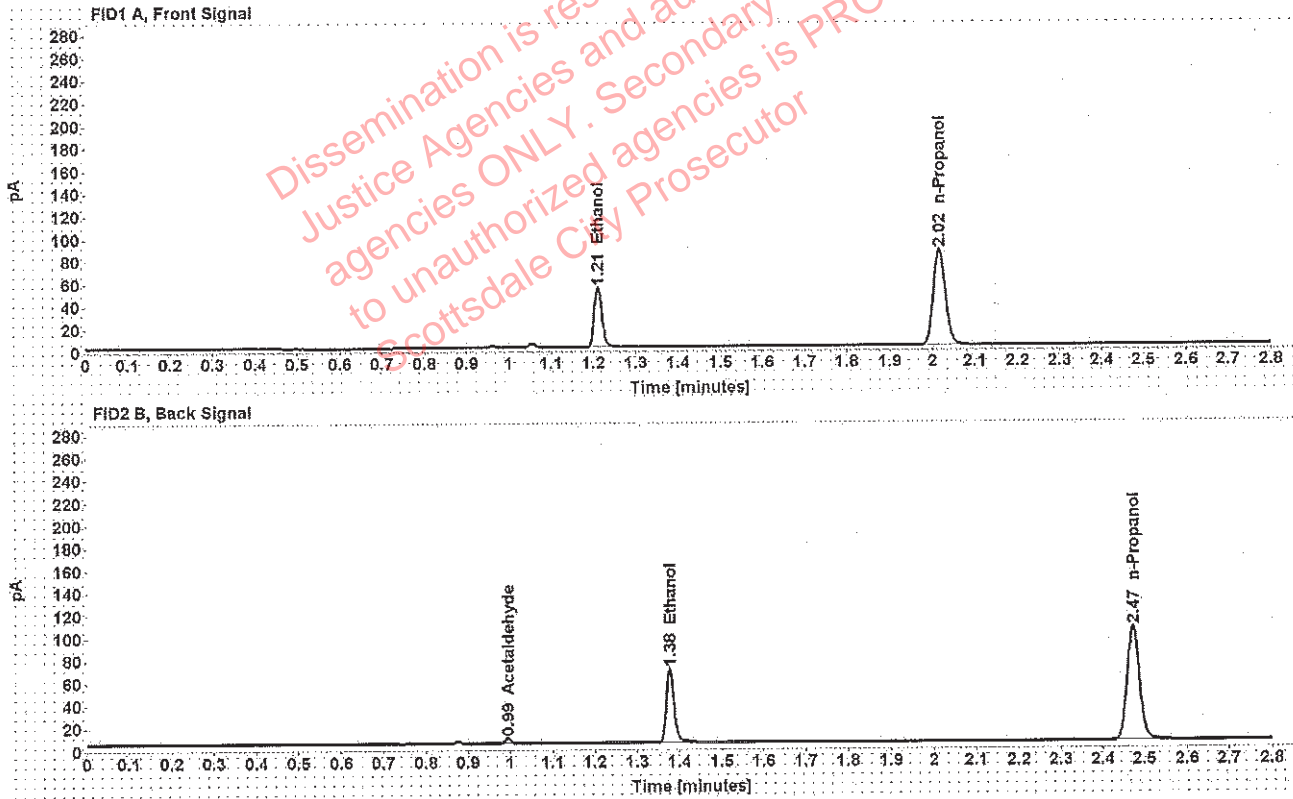


Table 1: FID 1 A (column DB-ALC1)

Compound	Amount (g/100mL)	Time (min)	Peak Area
>Ethanol	0.1055	1.210	67.800
n-Propanol	-----	2.016	170.142

Table 2: FID 2 B (column DB-ALC2)

Compound	Time (min)	Peak Area
Acetaldehyde	0.994	4.399
Ethanol	1.377	83.332
n-Propanol	2.473	207.205

: Adrian, William - (31-Jan-2019)

Case: [redacted] User: wadrian 1/31/2019

### Scottsdale Police Department Crime Lab Volatiles Analysis

Sample:	[redacted]	Item number:	1251832
Injection date:	1/30/2019 10:19:17 PM	Vial:	61
Method:	ethanol quant.M	Sequence:	30Jan19
Instrument:	US14173023 CN14160045	Analyst:	Adrian
Data file:	C:\Chem32\1\Data\30Jan19\61.D		

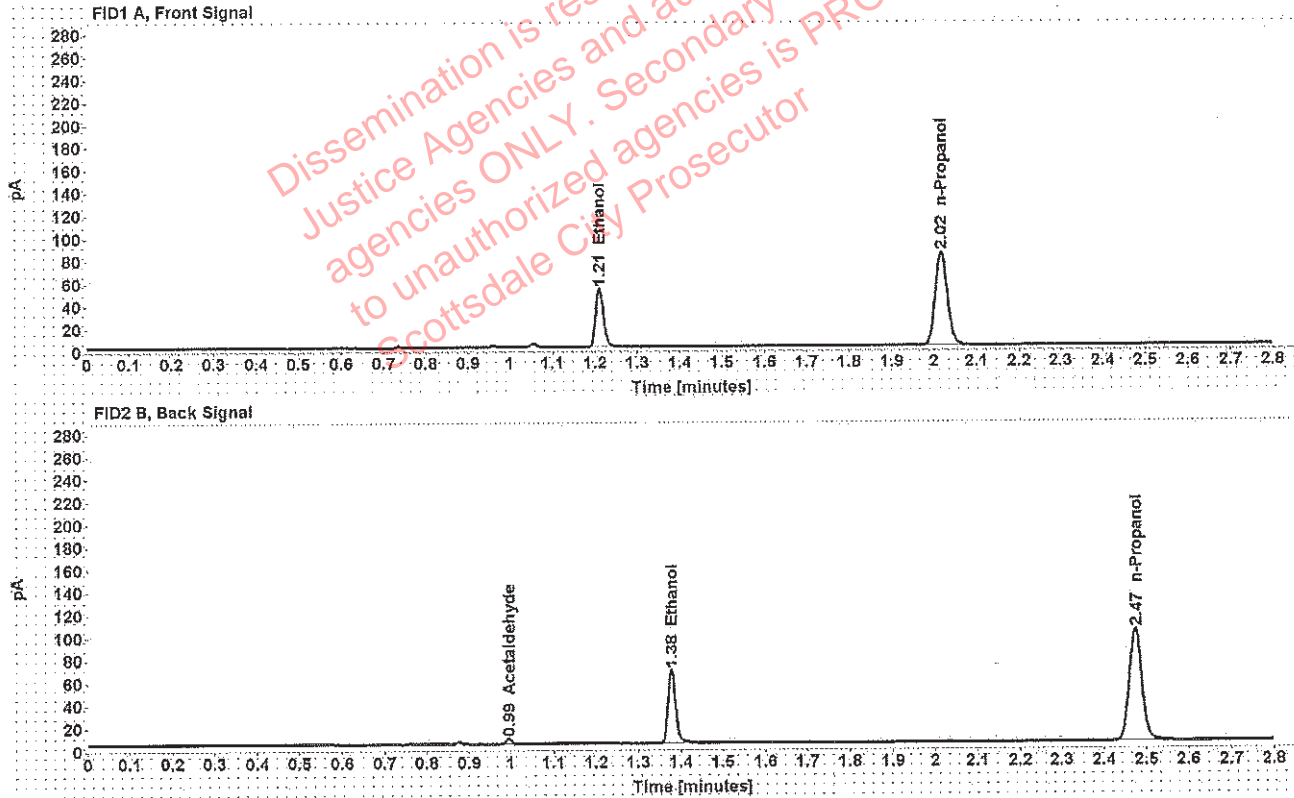


Table 1: FID 1 A (column DB-ALC1)

Compound	Amount (g/100mL)	Time (min)	Peak Area
>Ethanol	0.1067	1.211	66.934
n-Propanol	-----	2.017	165.949

Table 2: FID 2 B (column DB-ALC2)

Compound	Time (min)	Peak Area
Acetaldehyde	0.995	4.309
Ethanol	1.378	81.981
n-Propanol	2.473	202.164



: Adrian, William - (31-Jan-2019)

Case: [REDACTED] User: wadrian 1/31/2019

### Scottsdale Police Department Crime Lab Volatiles Analysis

Sample:	[REDACTED]	Item number:	1251948
Injection date:	1/30/2019 10:23:17 PM	Vial:	62
Method:	ethanol quant.M	Sequence:	30Jan19
Instrument:	US14173023 CN14160045	Analyst:	Adrian
Data file:	C:\Chem32\1\Data\30Jan19\62.D		

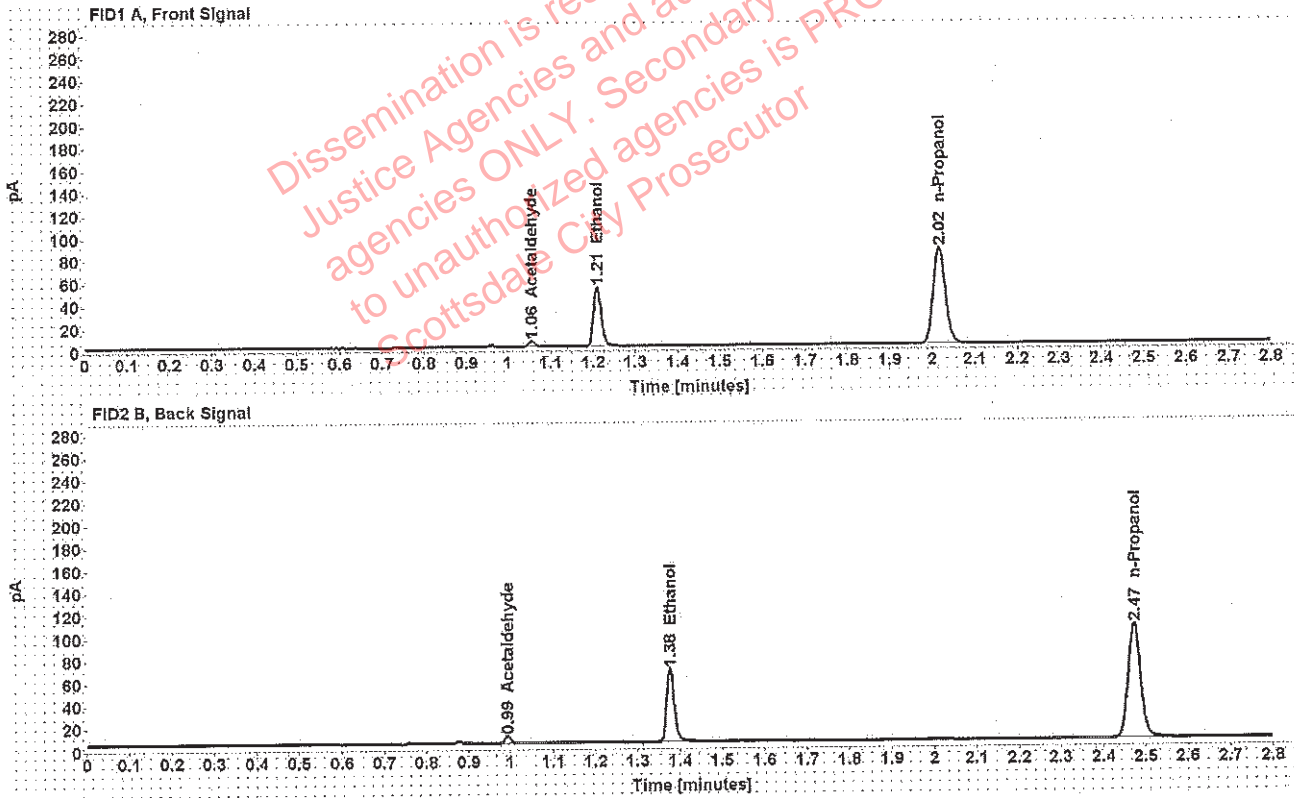


Table 1: FID 1 A (column DB-ALC1)

Compound	Amount (g/100mL)	Time (min)	Peak Area
Acetaldehyde	-----	1.055	4.656
>Ethanol	0.1039	1.210	67.039
n-Propanol	-----	2.016	170.691

Table 2: FID 2 B (column DB-ALC2)

Compound	Time (min)	Peak Area
Acetaldehyde	0.994	6.102
Ethanol	1.377	82.110
n-Propanol	2.472	208.100

### Scottsdale Police Department Crime Lab Volatiles Analysis

Sample:	[REDACTED]	Item number:	1251948
Injection date:	1/30/2019 10:27:17 PM	Vial:	63
Method:	ethanol quant.M	Sequence:	30Jan19
Instrument:	US14173023 CN14160045	Analyst:	Adrian
Data file:	C:\Chem32\1\Data\30Jan19\63.D		

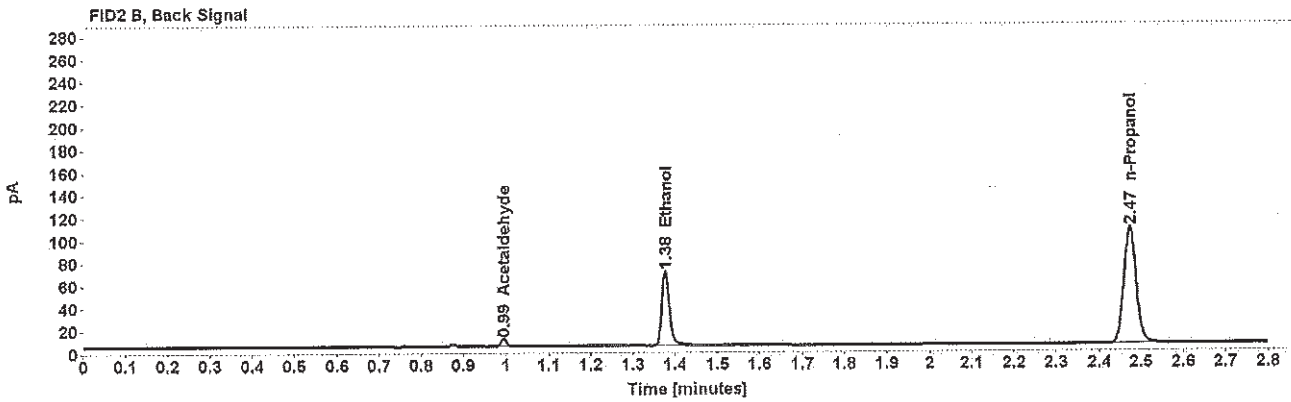
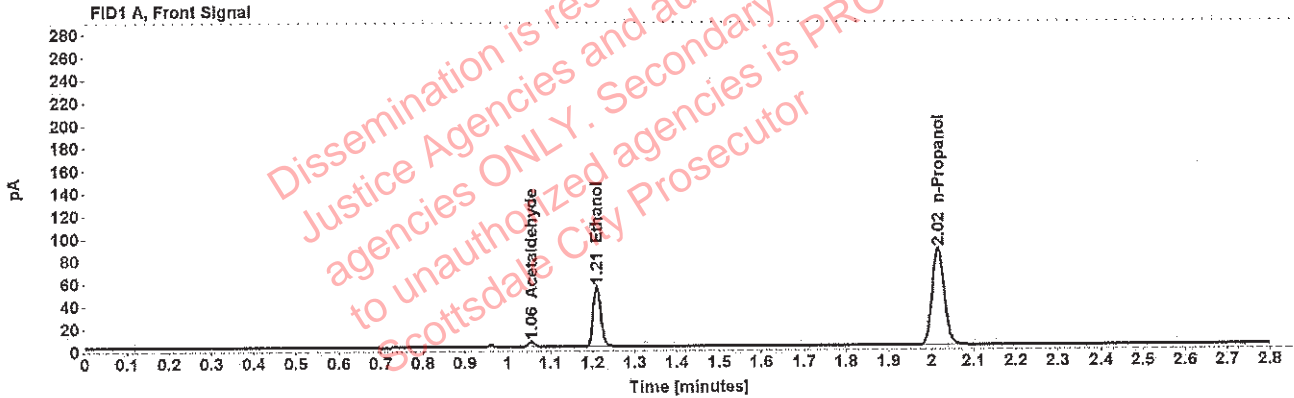


Table 1: FID 1 A (column DB-ALC1)

Compound	Amount (g/100mL)	Time (min)	Peak Area
Acetaldehyde	-----	1.055	4.709
>Ethanol	0.1040	1.210	67.929
n-Propanol	-----	2.016	172.812

Table 2: FID 2 B (column DB-ALC2)

Compound	Time (min)	Peak Area
Acetaldehyde	0.994	6.172
Ethanol	1.377	83.450
n-Propanol	2.473	210.648

: Adrian, William - (31-Jan-2019)

Case: [REDACTED] User: wadrian 1/31/2019

### Scottsdale Police Department Crime Lab Volatiles Analysis

Sample:	[REDACTED]	Item number:	1251100
Injection date:	1/30/2019 10:35:17 PM	Vial:	65
Method:	ethanol quant.M	Sequence:	30Jan19
Instrument:	US14173023 CN14160045	Analyst:	Adrian
Data file:	C:\Chem32\1\Data\30Jan19\65.D		

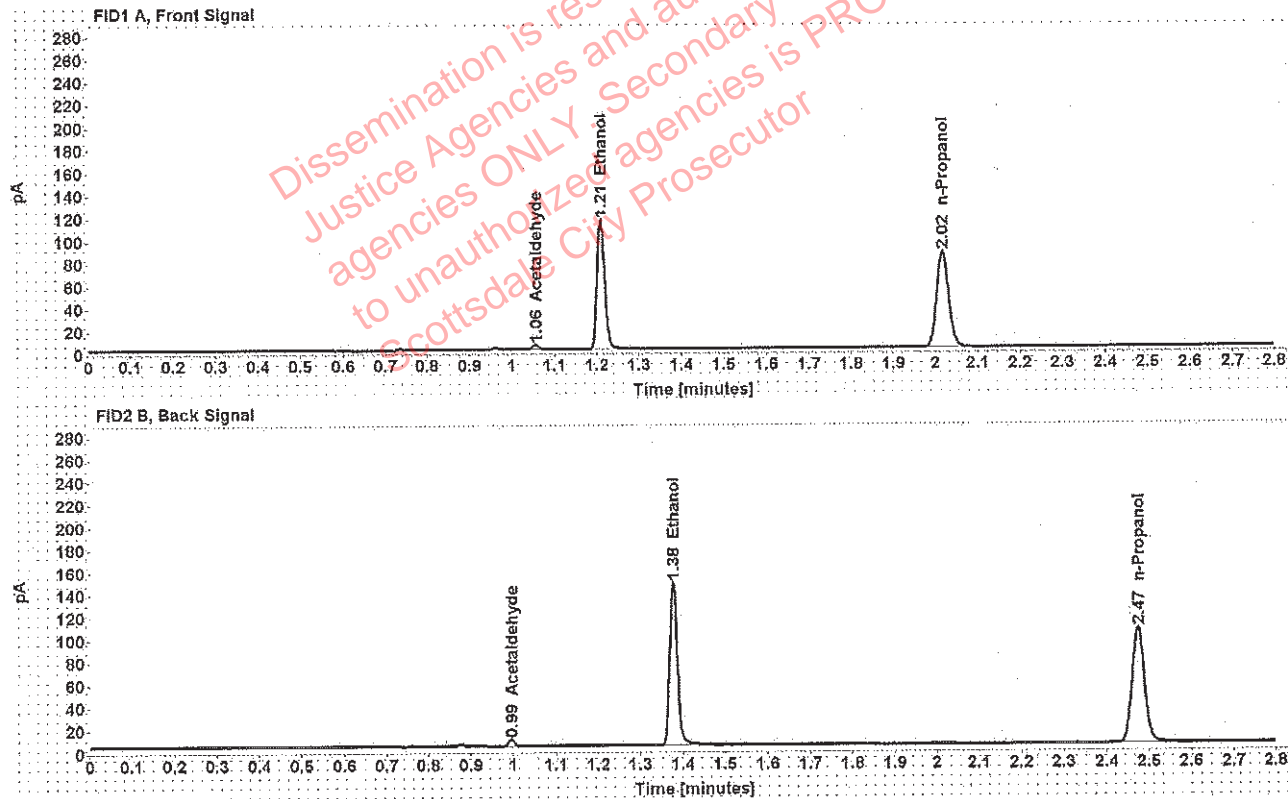


Table 1: FID 1 A (column DB-ALC1)

Compound	Amount (g/100mL)	Time (min)	Peak Area
Acetaldehyde	-----	1.056	4.434
>Ethanol	0.2277	1.210	147.338
n-Propanol	-----	2.017	170.724

Table 2: FID 2 B (column DB-ALC2)

Compound	Time (min)	Peak Area
Acetaldehyde	0.995	5.798
Ethanol	1.377	182.427
n-Propanol	2.473	208.269

### Scottsdale Police Department Crime Lab Volatiles Analysis

Sample:	[REDACTED]	Item number:	1251100
Injection date:	1/30/2019 10:39:17 PM	Vial:	66
Method:	ethanol quant.M	Sequence:	30Jan19
Instrument:	US14173023 CN14160045	Analyst:	Adrian
Data file:	C:\Chem32\1\Data\30Jan19\66.D		

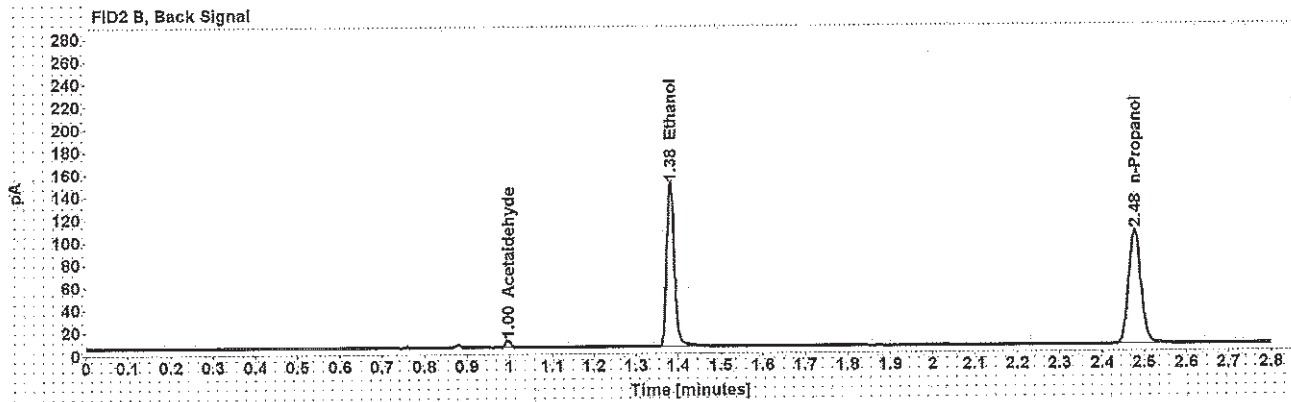
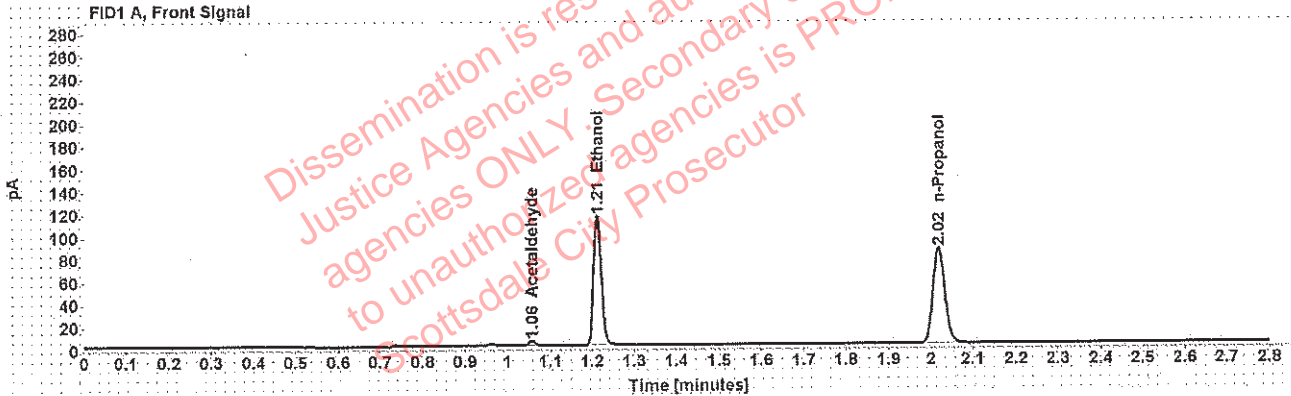


Table 1: FID 1 A (column DB-ALC1)

Compound	Amount (g/100mL)	Time (min)	Peak Area
Acetaldehyde	-----	1.057	4.387
>Ethanol	0.2315	1.212	148.679
n-Propanol	-----	2.019	169.433

Table 2: FID 2 B (column DB-ALC2)

Compound	Time (min)	Peak Area
Acetaldehyde	0.997	5.693
Ethanol	1.381	183.965
n-Propanol	2.477	206.823

### Scottsdale Police Department Crime Lab Volatiles Analysis

Sample:	[REDACTED]	Item number:	1251279
Injection date:	1/30/2019 10:43:32 PM	Vial:	67
Method:	ethanol quant.M	Sequence:	30Jan19
Instrument:	US14173023 CN14160045	Analyst:	Adrian
Data file:	C:\Chem32\11\Data\30Jan19\67.D		

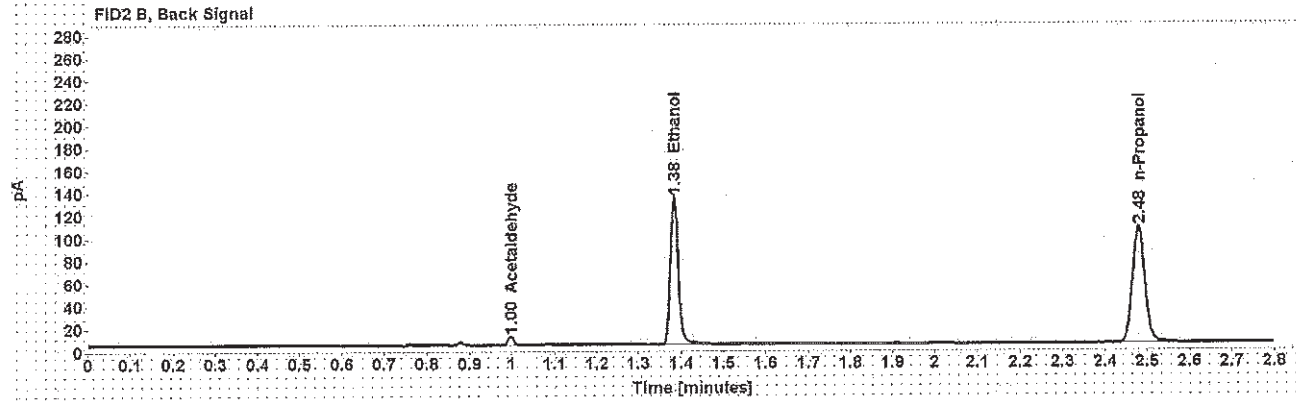
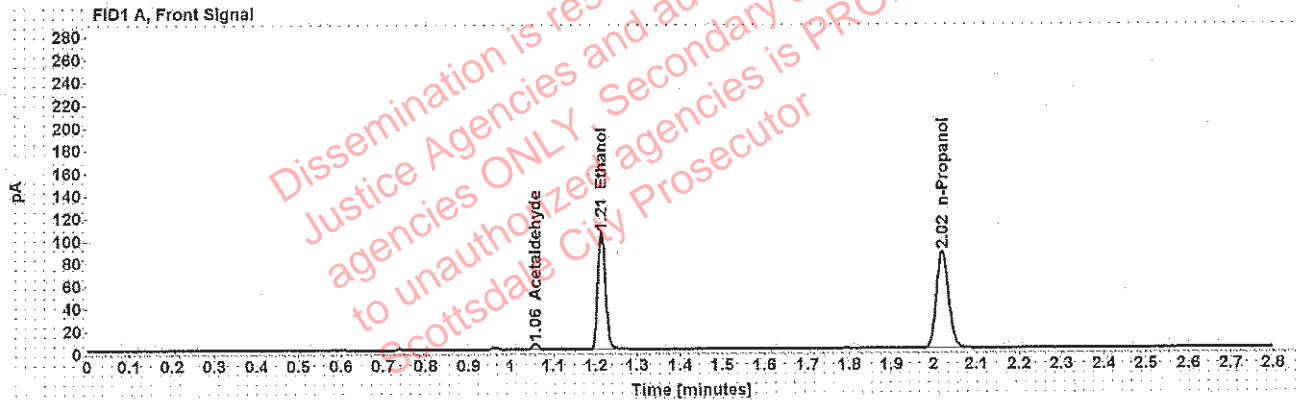


Table 1: FID 1 A (column DB-ALC1)

Compound	Amount (g/100mL)	Time (min)	Peak Area
Acetaldehyde	-----	1.058	5.308
>Ethanol	0.2061	1.214	134.745
n-Propanol	-----	2.020	172.552

Table 2: FID 2 B (column DB-ALC2)

Compound	Time (min)	Peak Area
Acetaldehyde	0.998	7.022
Ethanol	1.384	166.601
n-Propanol	2.479	210.395

### Scottsdale Police Department Crime Lab Volatiles Analysis

Sample:	[redacted]	Item number:	1251279
Injection date:	1/30/2019 10:47:32 PM	Vial:	68
Method:	ethanol quant.M	Sequence:	30Jan19
Instrument:	US14173023 CN14160045	Analyst:	Adrian
Data file:	C:\Chem32\1\Data\30Jan19\68.D		

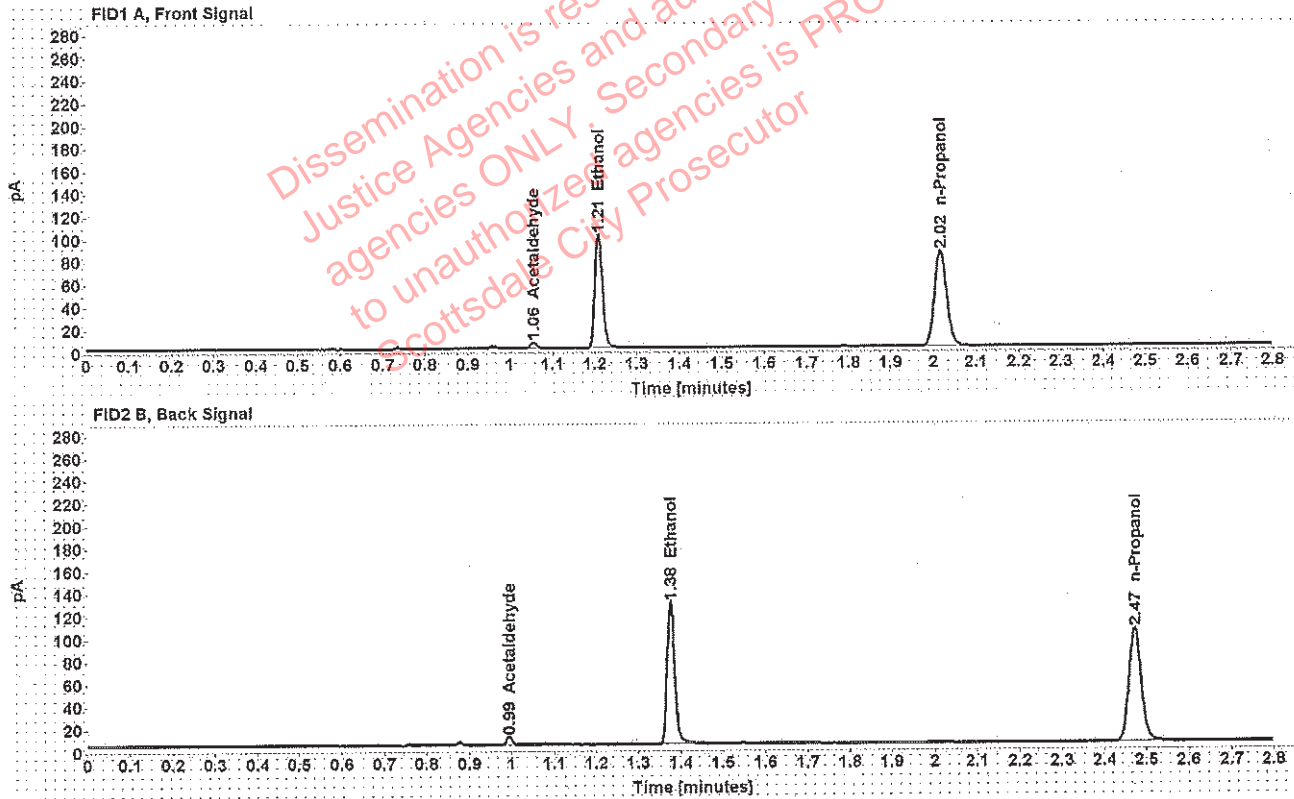


Table 1: FID 1 A (column DB-ALC1)

Compound	Amount (g/100mL)	Time (min)	Peak Area
Acetaldehyde	-----	1.055	5.180
>Ethanol	0.2009	1.209	128.360
n-Propanol	-----	2.016	168.659

Table 2: FID 2 B (column DB-ALC2)

Compound	Time (min)	Peak Area
Acetaldehyde	0.994	6.774
Ethanol	1.376	158.989
n-Propanol	2.472	205.782

### Scottsdale Police Department Crime Lab Volatiles Analysis

Sample:	[REDACTED]	Item number:	1251244
Injection date:	1/30/2019 10:51:32 PM	Vial:	69
Method:	ethanol quant.M	Sequence:	30Jan19
Instrument:	US14173023 CN14160045	Analyst:	Adrian
Data file:	C:\Chem3211\Data\30Jan19\69.D		

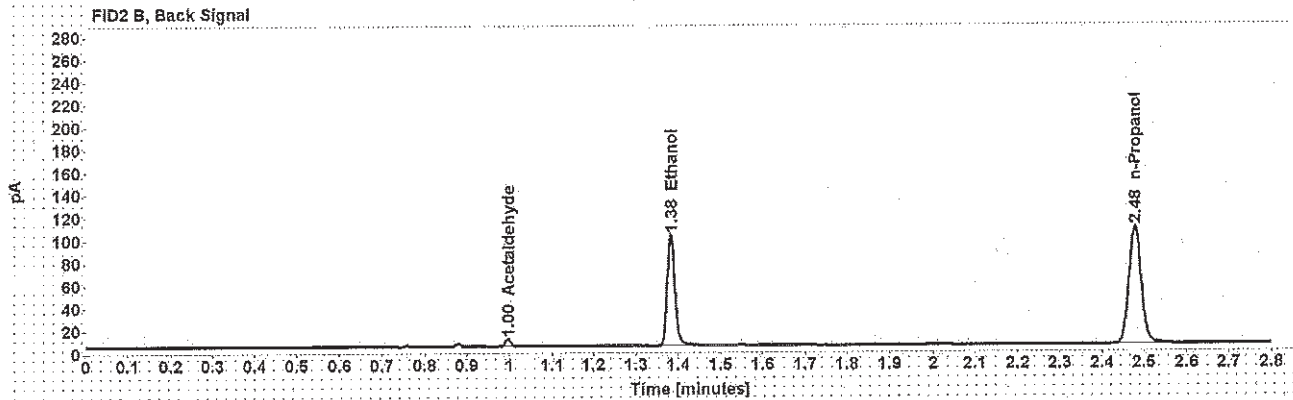
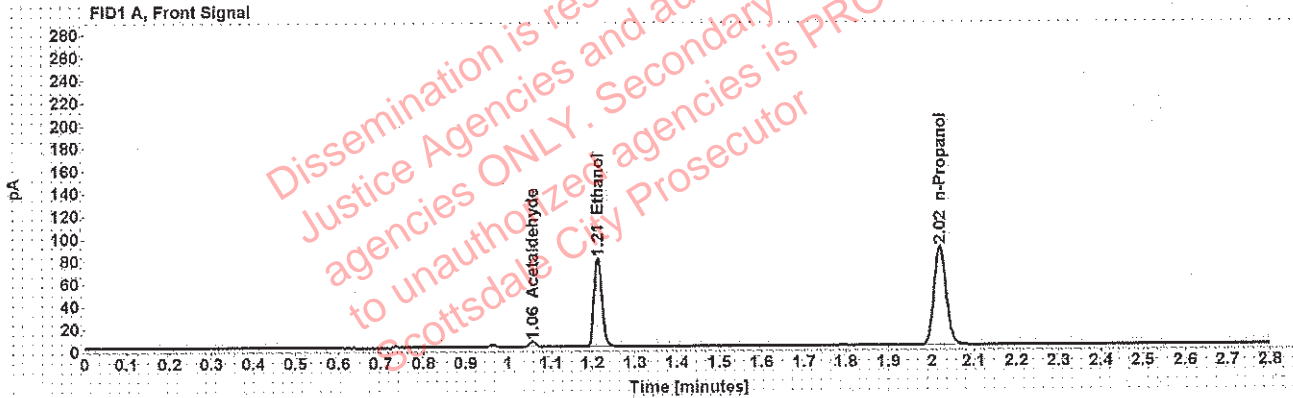


Table 1: FID 1 A (column DB-ALC1)

Compound	Amount (g/100mL)	Time (min)	Peak Area
Acetaldehyde	-----	1.057	4.776
>Ethanol	0.1530	1.213	101.696
n-Propanol	-----	2.019	175.557

Table 2: FID 2 B (column DB-ALC2)

Compound	Time (min)	Peak Area
Acetaldehyde	0.997	6.285
Ethanol	1.382	125.886
n-Propanol	2.477	213.834

### Scottsdale Police Department Crime Lab Volatiles Analysis

Sample:	[REDACTED]	Item number:	1251244
Injection date:	1/30/2019 10:55:32 PM	Vial:	70
Method:	ethanol quant.M	Sequence:	30Jan19
Instrument:	US14173023 CN14160045	Analyst:	Adrian
Data file:	C:\Chem32\1\Data\30Jan19\70.D		

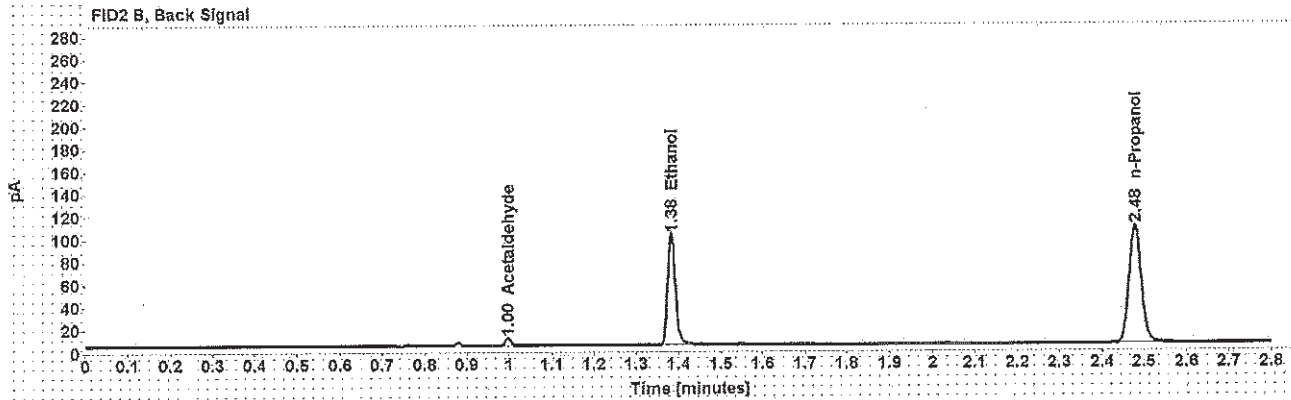
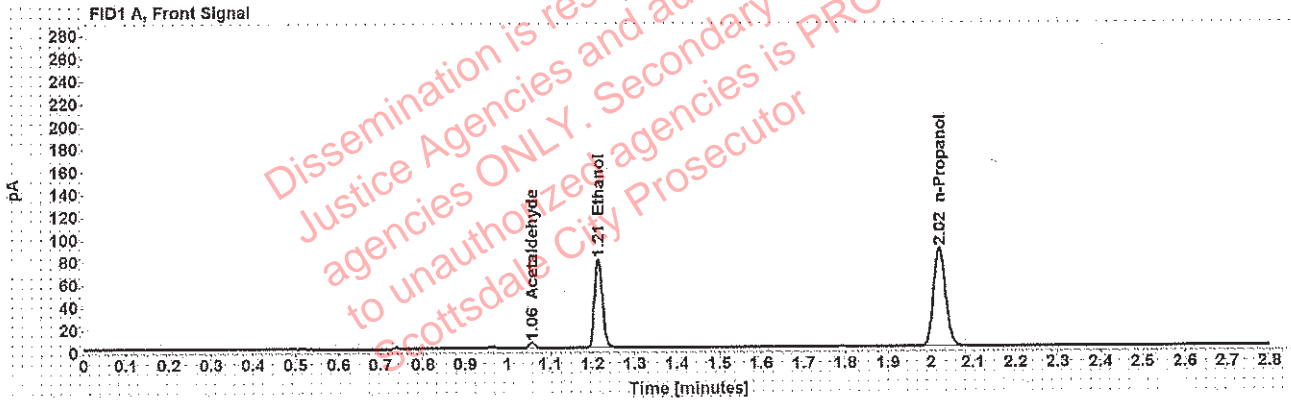


Table 1: FID 1 A (column DB-ALC1)

Compound	Amount (g/100mL)	Time (min)	Peak Area
Acetaldehyde	-----	1.058	4.730
>Ethanol	0.1534	1.214	101.684
n-Propanol	-----	2.020	175.058

Table 2: FID 2 B (column DB-ALC2)

Compound	Time (min)	Peak Area
Acetaldehyde	0.997	6.248
Ethanol	1.383	125.950
n-Propanol	2.478	213.021



### Scottsdale Police Department Crime Lab Volatiles Analysis

Sample:	[REDACTED]	Item number:	1250533
Injection date:	1/30/2019 10:59:32 PM	Vial:	71
Method:	ethanol quant.M	Sequence:	30Jan19
Instrument:	US14173023 CN14160045	Analyst:	Adrian
Data file:	C:\Chem321\1\Data\30Jan19\71.D		

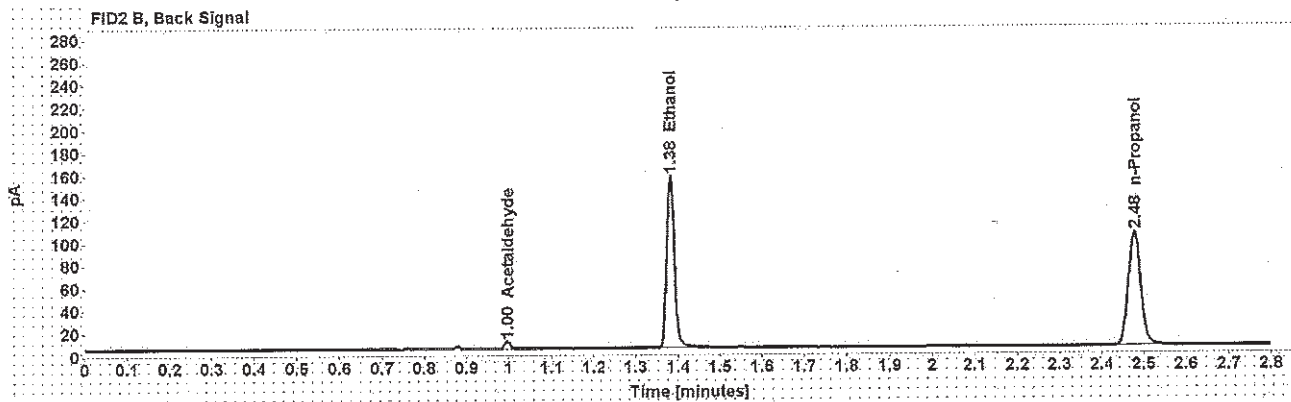
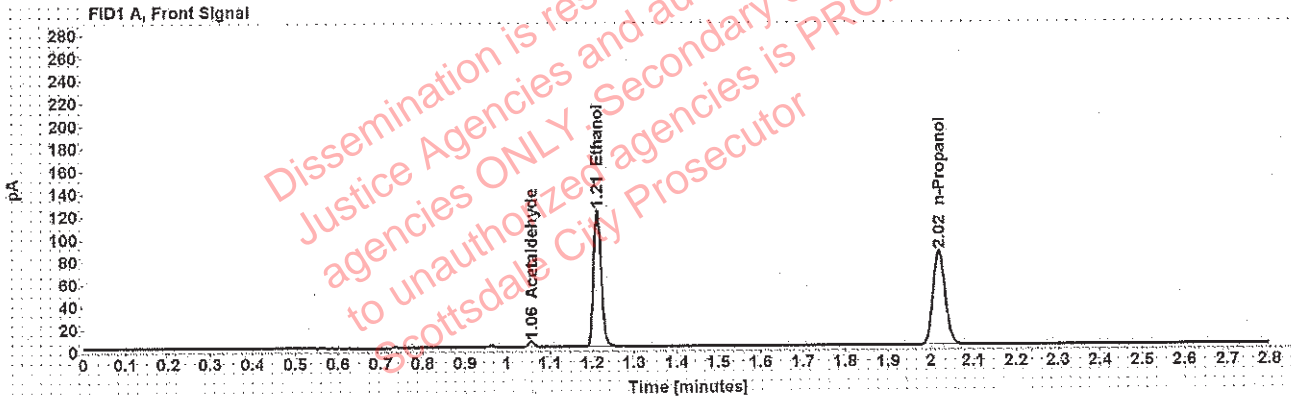


Table 1: FID 1 A (column DB-ALC1)

Compound	Amount (g/100mL)	Time (min)	Peak Area
Acetaldehyde	-----	1.057	4.812
>Ethanol	0.2456	1.212	157.089
n-Propanol	-----	2.019	168.696

Table 2: FID 2 B (column DB-ALC2)

Compound	Time (min)	Peak Area
Acetaldehyde	0.997	6.269
Ethanol	1.381	194.559
n-Propanol	2.477	205.423

### Scottsdale Police Department Crime Lab Volatiles Analysis

Sample:	[REDACTED]	Item number:	1250533
Injection date:	1/30/2019 11:03:32 PM	Vial:	72
Method:	ethanol quant.M	Sequence:	30Jan19
Instrument:	US14173023 CN14160045	Analyst:	Adrian
Data file:	C:\Chem32\1\Data\30Jan19\72.D		

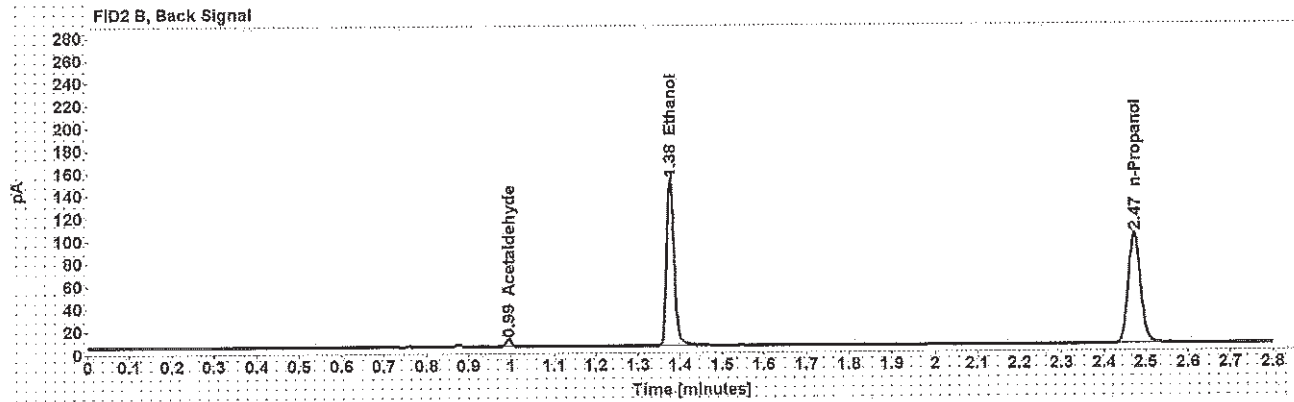
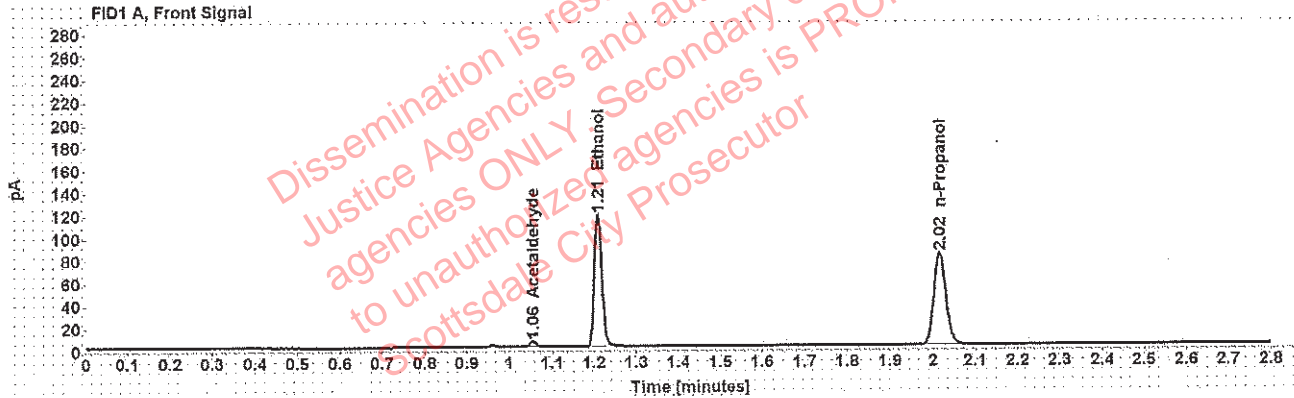


Table 1: FID 1 A (column DB-ALC1)

Compound	Amount (g/100mL)	Time (min)	Peak Area
Acetaldehyde	-----	1.055	4.845
>Ethanol	0.2418	1.209	150.325
n-Propanol	-----	2.016	164.010

Table 2: FID 2 B (column DB-ALC2)

Compound	Time (min)	Peak Area
Acetaldehyde	0.994	6.328
Ethanol	1.376	186.240
n-Propanol	2.473	199.465

### Scottsdale Police Department Crime Lab Volatiles Analysis

Sample:	[REDACTED]	Item number:	1251087
Injection date:	1/30/2019 11:07:47 PM	Vial:	73
Method:	ethanol quant.M	Sequence:	30Jan19
Instrument:	US14173023 CN14160045	Analyst:	Adrian
Data file:	C:\Chem32\1\Data\30Jan19\73.D		

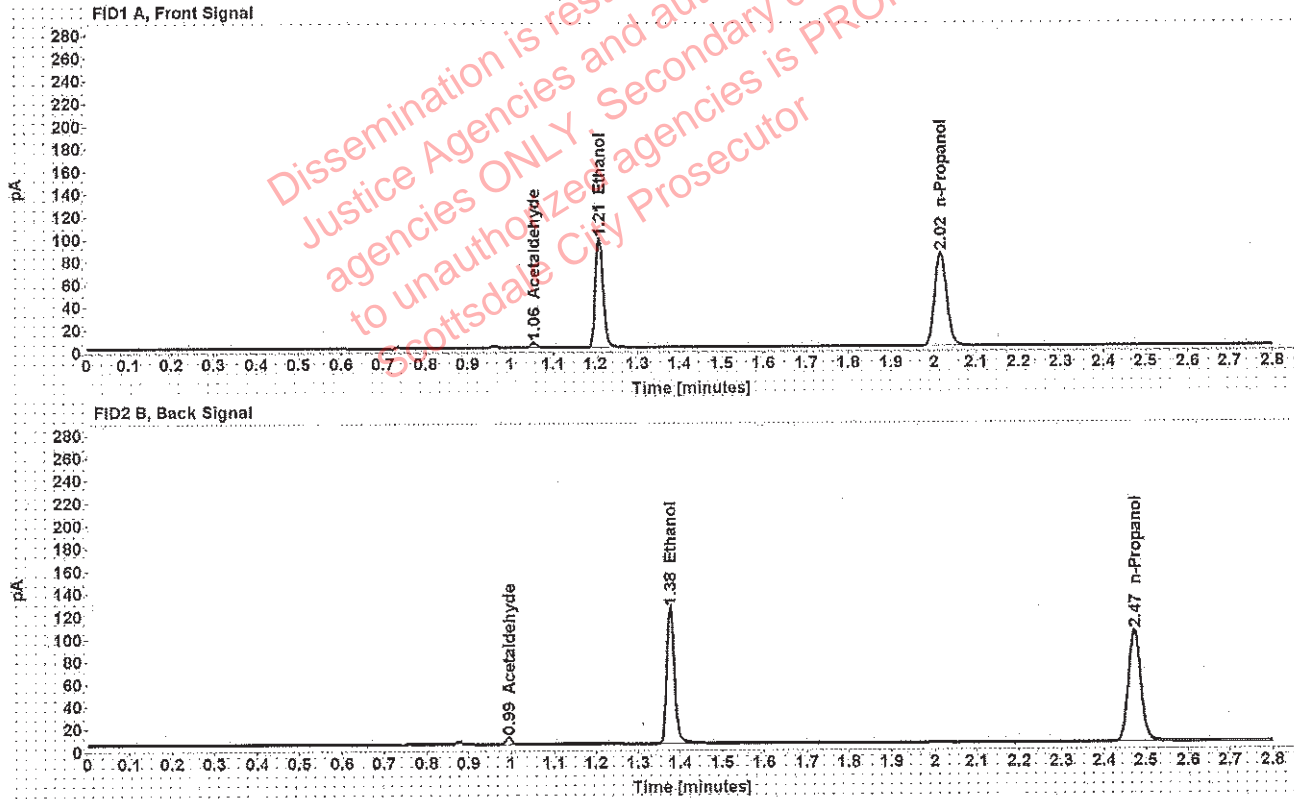


Table 1: FID 1 A (column DB-ALC1)

Compound	Amount (g/100mL)	Time (min)	Peak Area
Acetaldehyde	-----	1.055	4.657
>Ethanol	0.1972	1.209	124.346
n-Propanol	-----	2.016	166.409

Table 2: FID 2 B (column DB-ALC2)

Compound	Time (min)	Peak Area
Acetaldehyde	0.994	6.085
Ethanol	1.376	153.914
n-Propanol	2.472	203.137

### Scottsdale Police Department Crime Lab Volatiles Analysis

Sample:	[REDACTED]	Item number:	1251087
Injection date:	1/30/2019 11:11:47 PM	Vial:	74
Method:	ethanol quant.M	Sequence:	30Jan19
Instrument:	US14173023 CN14160045	Analyst:	Adrian
Data file:	C:\Chem32\1\Data\30Jan19\74.D		

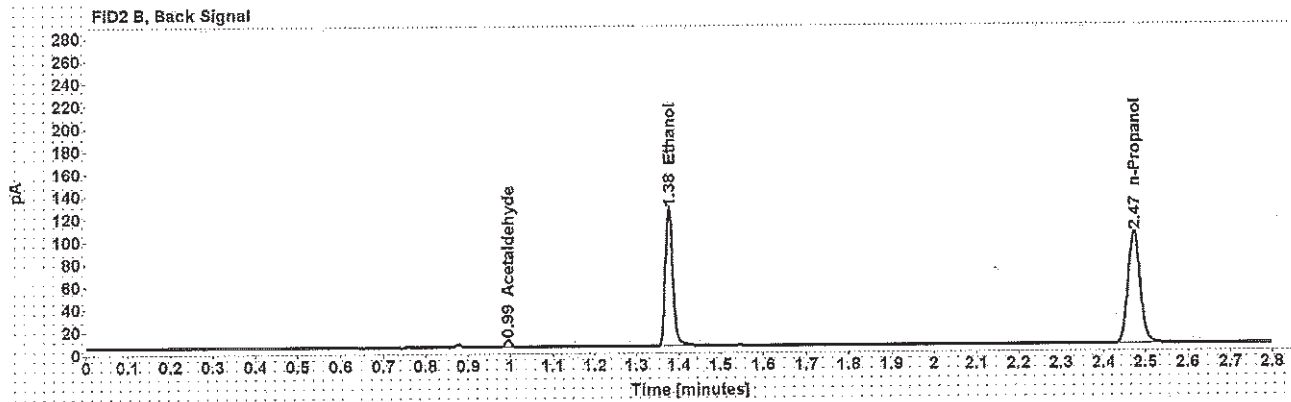
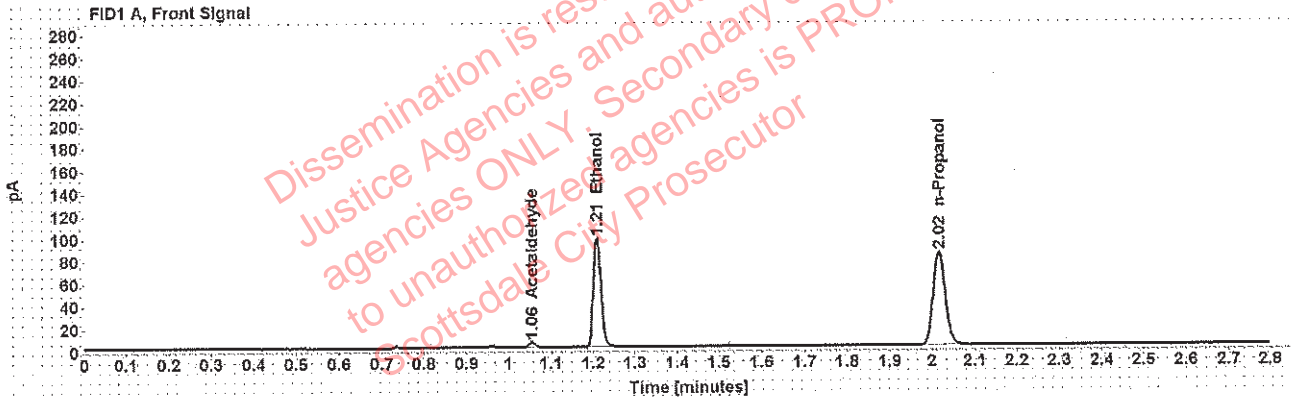


Table 1: FID 1 A (column DB-ALC1)

Compound	Amount (g/100mL)	Time (min)	Peak Area
Acetaldehyde	-----	1.055	4.607
>Ethanol	0.1980	1.209	124.313
n-Propanol	-----	2.016	165.700

Table 2: FID 2 B (column DB-ALC2)

Compound	Time (min)	Peak Area
Acetaldehyde	0.994	6.050
Ethanol	1.376	154.293
n-Propanol	2.473	202.635

[REDACTED] : Adrian, William - (31-Jan-2019)

Case: [REDACTED] User: wadrian 1/31/2019

### Scottsdale Police Department Crime Lab Volatiles Analysis

Sample:	[REDACTED]	Item number:	1250985
Injection date:	1/30/2019 11:19:47 PM	Vial:	76
Method:	ethanol quant.M	Sequence:	30Jan19
Instrument:	US14173023 CN14160045	Analyst:	Adrian
Data file:	C:\Chem32\1\Data\30Jan19\76.D		

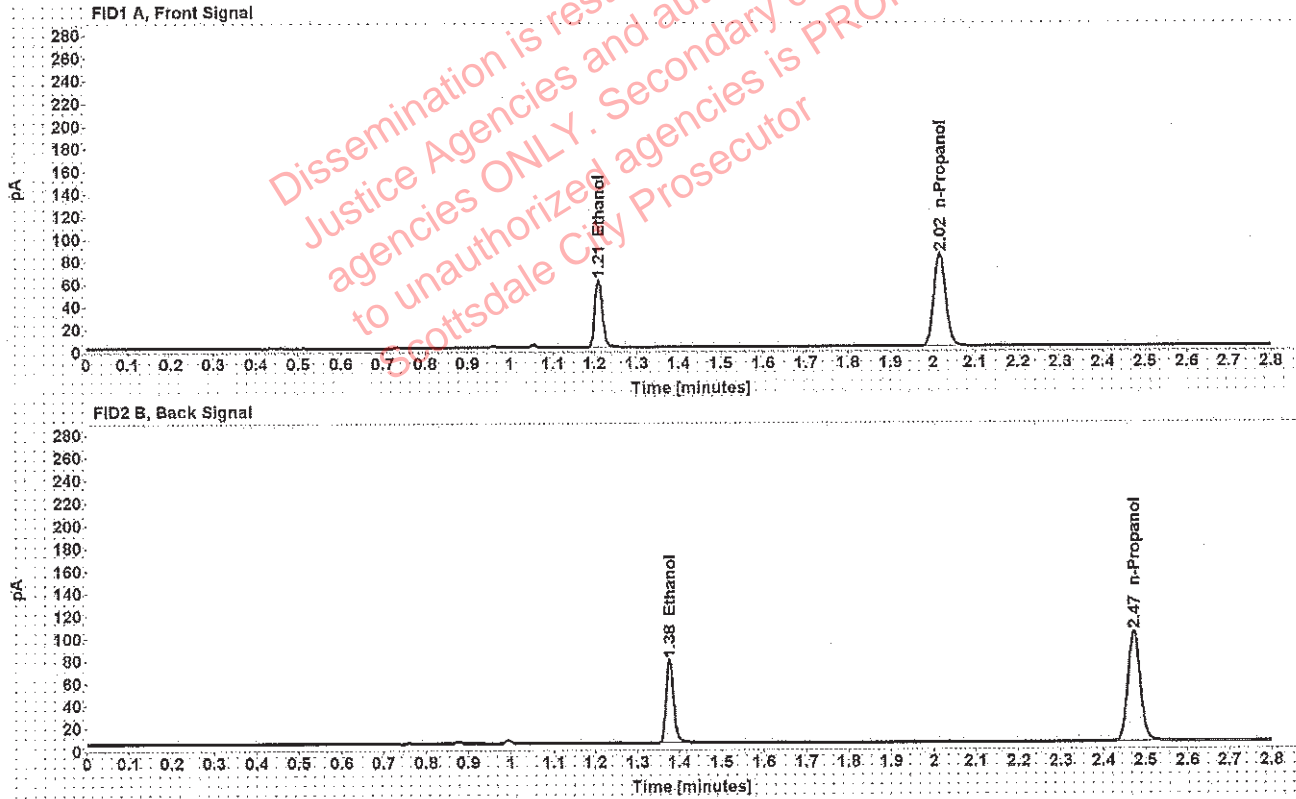


Table 1: FID 1 A (column DB-ALC1)

Compound	Amount (g/100mL)	Time (min)	Peak Area
>Ethanol	0.1228	1.209	76.570
n-Propanol	-----	2.016	164.820

Table 2: FID 2 B (column DB-ALC2)

Compound	Time (min)	Peak Area
Ethanol	1.376	94.347
n-Propanol	2.472	200.879

### Scottsdale Police Department Crime Lab Volatiles Analysis

Sample:	[REDACTED]	Item number:	1250985
Injection date:	1/30/2019 11:23:47 PM	Vial:	77
Method:	ethanol quant.M	Sequence:	30Jan19
Instrument:	US14173023 CN14160045	Analyst:	Adrian
Data file:	C:\Chem32\1\Data\30Jan19\77.D		

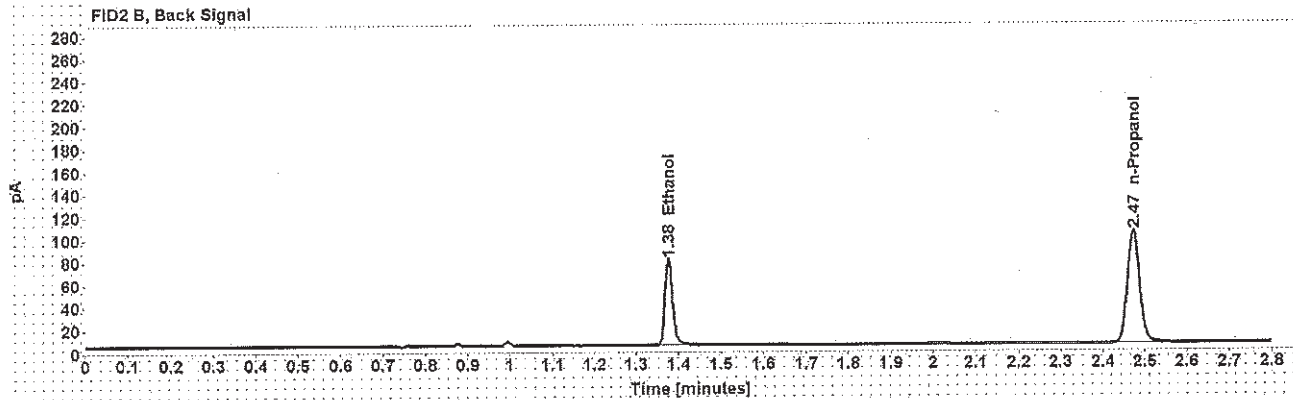
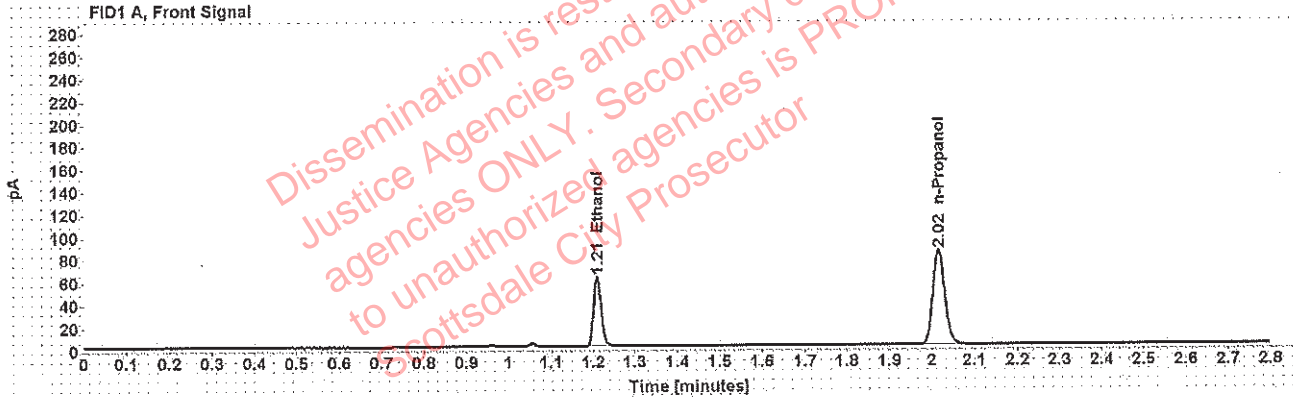


Table 1: FID 1 A (column DB-ALC1)

Compound	Amount (g/100mL)	Time (min)	Peak Area
>Ethanol	0.1238	1.210	78.278
n-Propanol	-----	2.016	167.187

Table 2: FID 2 B (column DB-ALC2)

Compound	Time (min)	Peak Area
Ethanol	1.376	96.576
n-Propanol	2.472	203.574

### Scottsdale Police Department Crime Lab Volatiles Analysis

Sample:	[redacted]	Item number:	1254713
Injection date:	1/30/2019 11:27:47 PM	Vial:	78
Method:	ethanol quant.M	Sequence:	30Jan19
Instrument:	US14173023 CN14160045	Analyst:	Adrian
Data file:	C:\Chem32\1\Data\30Jan19\78.D		

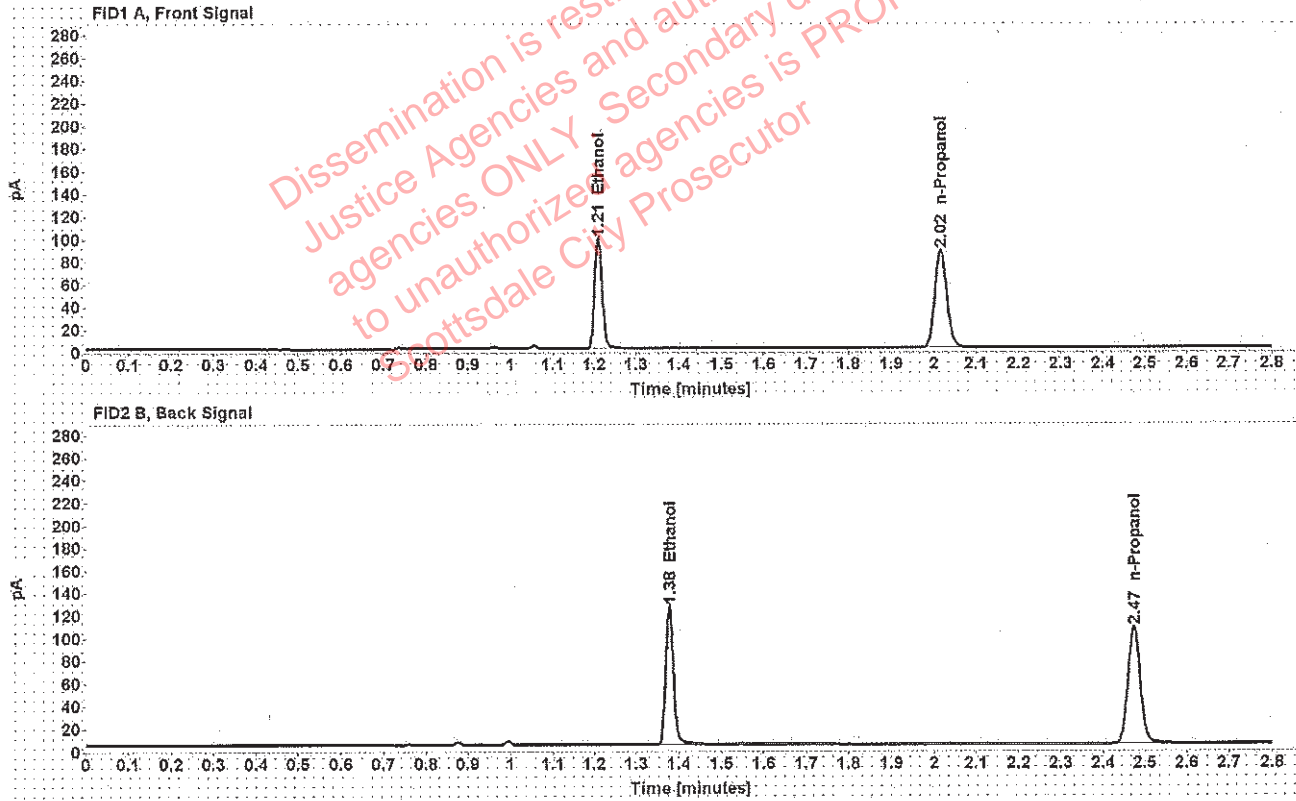


Table 1: FID 1 A (column DB-ALC1)

Compound	Amount (g/100mL)	Time (min)	Peak Area
>Ethanol	0.1905	1.210	124.719
n-Propanol	-----	2.016	172.766

Table 2: FID 2 B (column DB-ALC2)

Compound	Time (min)	Peak Area
Ethanol	1.377	154.294
n-Propanol	2.473	210.996

### Scottsdale Police Department Crime Lab Volatiles Analysis

Sample:	[REDACTED]	Item number:	1254713
Injection date:	1/30/2019 11:32:02 PM	Vial:	79
Method:	ethanol quant.M	Sequence:	30Jan19
Instrument:	US14173023 CN14160045	Analyst:	Adrian
Data file:	C:\Chem32\11\Data\30Jan19\79.D		

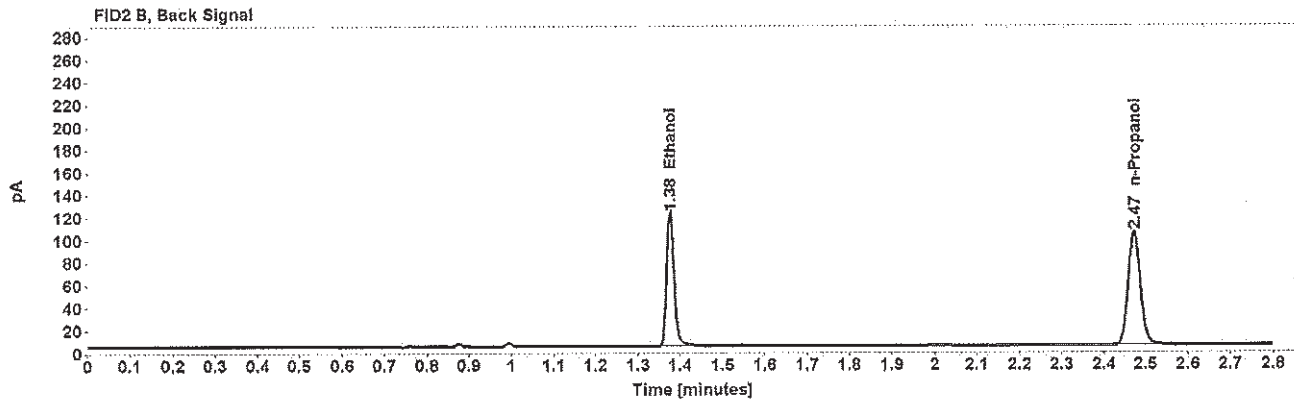
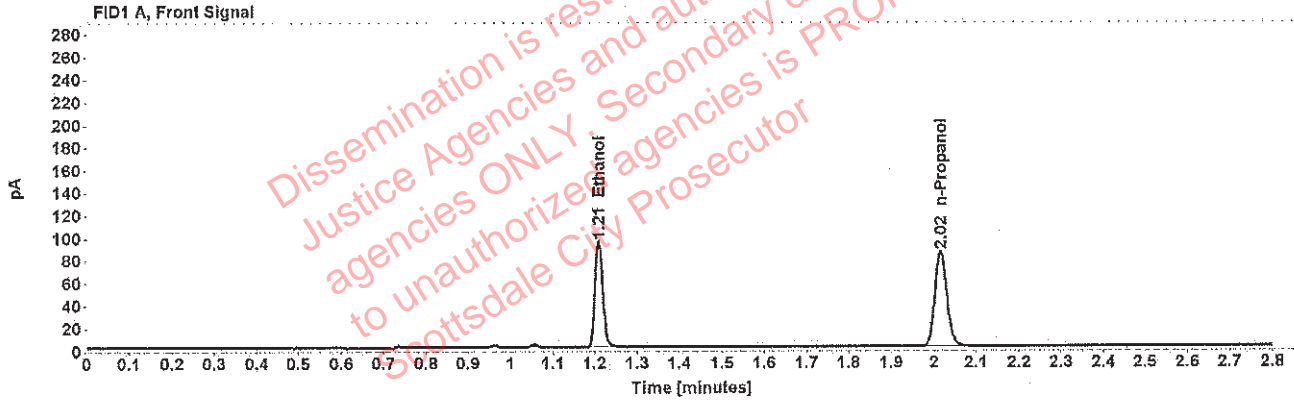


Table 1: FID 1 A (column DB-ALC1)

Compound	Amount (g/100mL)	Time (min)	Peak Area
>Ethanol	0.1897	1.209	120.742
n-Propanol	-----	2.016	168.017

Table 2: FID 2 B (column DB-ALC2)

Compound	Time (min)	Peak Area
Ethanol	1.376	149.532
n-Propanol	2.472	204.671



### Scottsdale Police Department Crime Lab Volatiles Analysis

Sample:		Item number:	1253835
Injection date:	1/30/2019 11:36:03 PM	Vial:	80
Method:	ethanol quant.M	Sequence:	30Jan19
Instrument:	US14173023 CN14160045	Analyst:	Adrian
Data file:	C:\Chem32\1\Data\30Jan19\80.D		

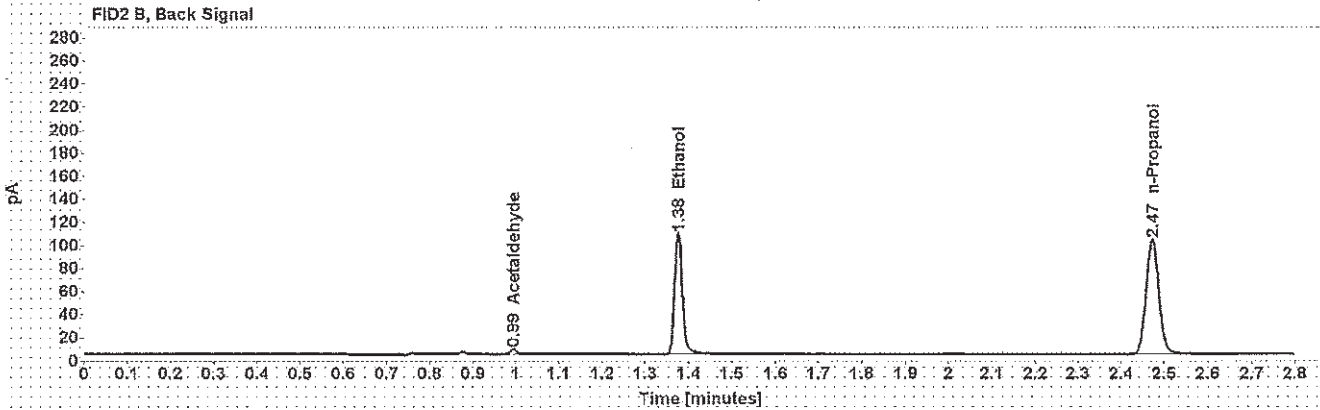
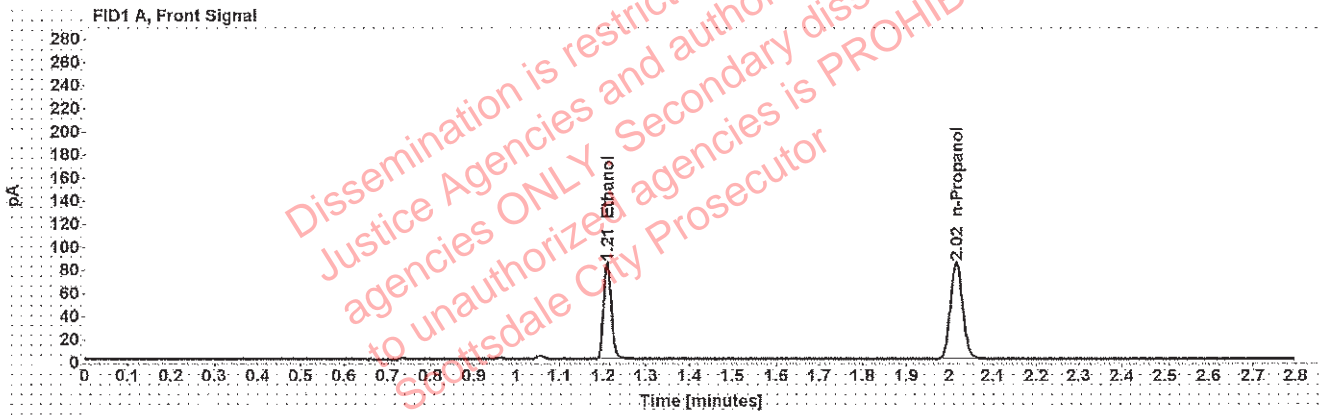


Table 1: FID 1 A (column DB-ALC1)

Compound	Amount (g/100mL)	Time (min)	Peak Area
>Ethanol	0.1692	1.210	106.968
n-Propanol	-----	2.016	166.918

Table 2: FID 2 B (column DB-ALC2)

Compound	Time (min)	Peak Area
Acetaldehyde	0.994	4.179
Ethanol	1.376	132.474
n-Propanol	2.472	203.711

### Scottsdale Police Department Crime Lab Volatiles Analysis

Sample:	[REDACTED]	Item number:	1253835
Injection date:	1/30/2019 11:40:02 PM	Vial:	81
Method:	ethanol quant.M	Sequence:	30Jan19
Instrument:	US14173023 CN14160045	Analyst:	Adrian
Data file:	C:\Chem32\11\Data\30Jan19\81.D		

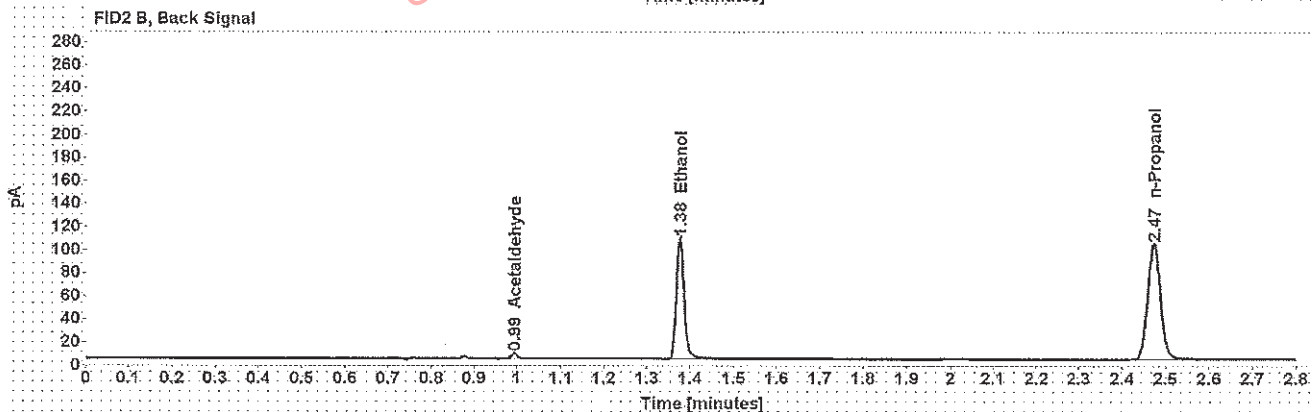
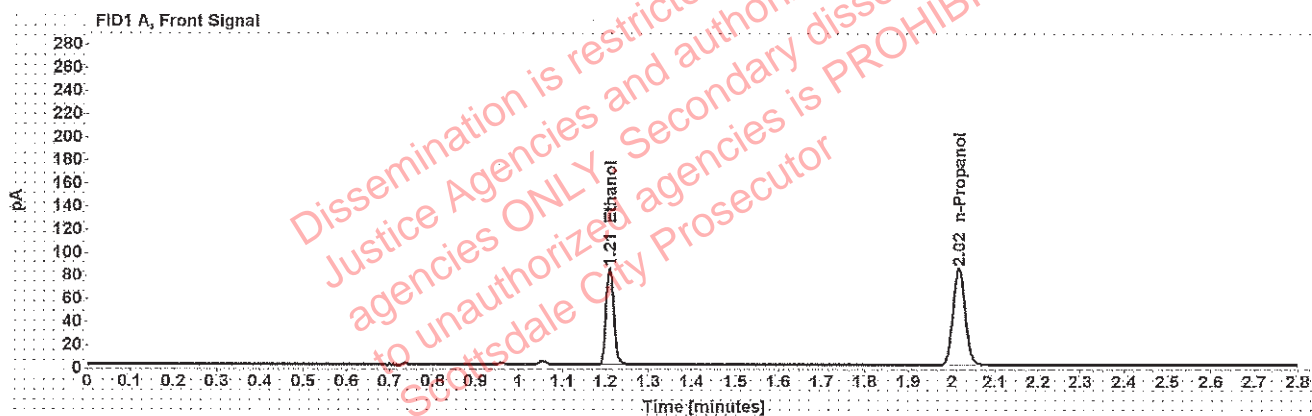


Table 1: FID 1 A (column DB-ALC1)

Compound	Amount (g/100mL)	Time (min)	Peak Area
>Ethanol	0.1682	1.210	107.072
n-Propanol	-----	2.016	168.137

Table 2: FID 2 B (column DB-ALC2)

Compound	Time (min)	Peak Area
Acetaldehyde	0.994	4.283
Ethanol	1.376	132.837
n-Propanol	2.472	205.259