

SCOTTSDALE POLICE DEPARTMENT CRIME LABORATORY BLOOD ALCOHOL FACE SHEET

ANALYSIS DATE 05/08/2024

SEQUENCE NAME 08May24

EQUIPMENT

Pipettor Hamilton ML600EH7497 Hamilton ML600EA20851
 Gas Chromatograph Agilent US14173023

INSTRUMENT CALIBRATION

Vial 1 0.02 calibrator Lot FN03122113 Coefficient of determination (r²)
 Vial 2 0.10 calibrator Lot FN03072301 0.99998
 Vial 3 0.20 calibrator Lot FN03132302
 Vial 4 0.40 calibrator Lot FN03052102

CALIBRATION VERIFICATION AND RESOLUTION TEST

Vial	Sample	Expected result	Measured result	Manufacturer/lot
5	Blank	Not detected	Not detected	SPD lab 011823WB
6	Volatiles mixture	6 compounds	6 compounds	SPD lab 050721MIX
7	Aqueous control	0.400 g/dL	0.402 g/dL	Lipomed 30012020-A
8	Aqueous control	0.040 g/dL	0.041 g/dL	Lipomed 14082019-B
9	Blood control	0.199 g/dL	0.202 g/dL	ACQ 4110320133/11
20	Aqueous control	0.080 g/dL	0.082 g/dL	Lipomed 20012020-B
31	Aqueous control	0.080 g/dL	0.082 g/dL	Lipomed 20012020-B
42	Blood control	0.199 g/dL	0.201 g/dL	ACQ 4110320133/11
53	Aqueous control	0.080 g/dL	0.081 g/dL	Lipomed 20012020-B
64	Aqueous control	0.400 g/dL	0.410 g/dL	Lipomed 30012020-A
65	Aqueous control	0.040 g/dL	0.041 g/dL	Lipomed 14082019-B
66	Blood control	0.199 g/dL	0.202 g/dL	ACQ 4110320133/11
67	Blank	Not detected	Not detected	SPD lab 032824AQ

SUBJECT SAMPLES

Subjects in the sequence 25 Subjects requiring reanalysis 0

ADDITIONAL NOTES: All testing proceeded as expected.

Run valid Run valid
 Run invalid Run invalid
Erika Canonico Analyst Abbi Abbott Technical Reviewer

Scottsdale Police Department Crime Laboratory Sequence Quality Assurance Summary

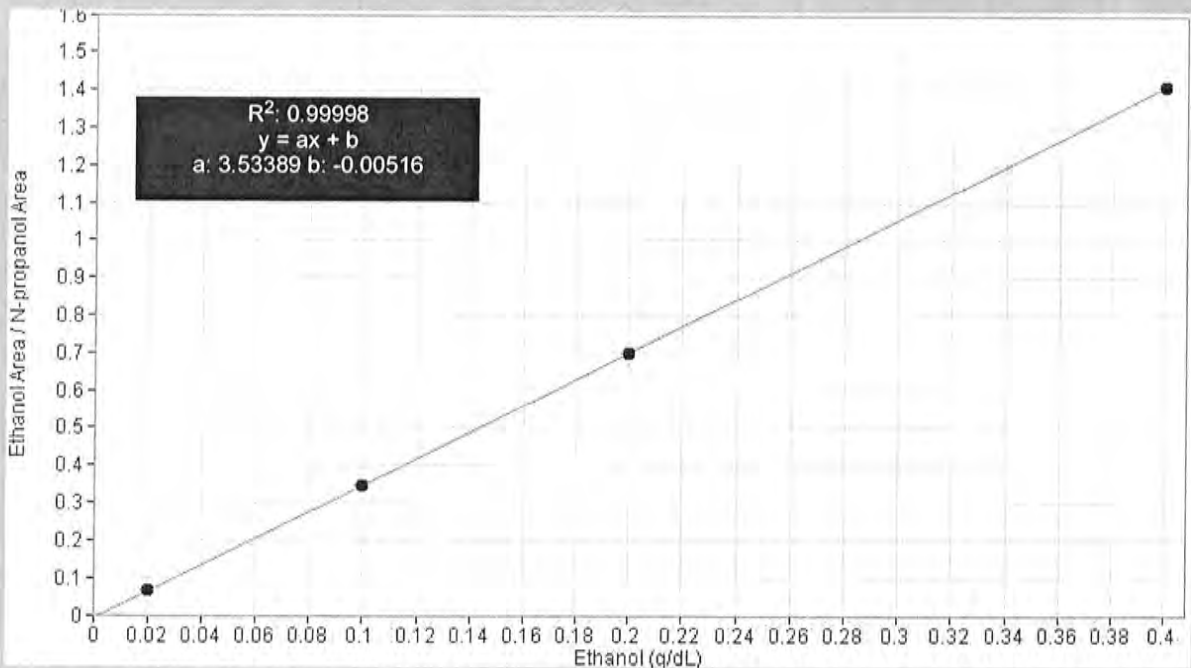
SEQUENCE NAME: 08May24

ANALYST: Canonico *EQ*

Sample Name	Vial	Measured Value (g/dL)	Expected Value (g/dL)	Percent Difference	Absolute Difference (g/dL)
blank 011823WB	5	negative	negative	-	-
0.400 30012020-A	7	0.402	0.400	0.50	0.002
0.040 14082019-B	8	0.041	0.040	2.50	0.001
0.199 4110320133/11	9	0.202	0.199	1.51	0.003
0.080 20012020-B	20	0.082	0.080	2.50	0.002
0.080 20012020-B	31	0.082	0.080	2.50	0.002
0.199 4110320133/11	42	0.201	0.199	1.01	0.002
0.080 20012020-B	53	0.081	0.080	1.25	0.001
0.400 30012020-A	64	0.410	0.400	2.50	0.010
0.040 14082019-B	65	0.041	0.040	2.50	0.001
0.199 4110320133/11	66	0.202	0.199	1.51	0.003
blank 032824AQ	67	negative	negative	-	-

Calibrator	Ethanol Area	N-propanol Area	Ratio
0.020	11.915	175.702	0.068
0.100	61.374	176.547	0.348
0.200	121.766	174.412	0.698
0.400	246.218	174.602	1.410

Calibration Line



Scottsdale Police Department Crime Lab Volatiles Analysis

Sample:	FN03122113	Vial:	1
Description:	0.020 calibrator	Sequence:	08May24
Method:	ethanol quant.M	Injection date:	5/8/2024 11:22:54 AM
Instrument:	US14173023 CN14160045	Analyst:	Canonico ec
Data file:	C:\Chem32\1\Data\08May24\1.D		

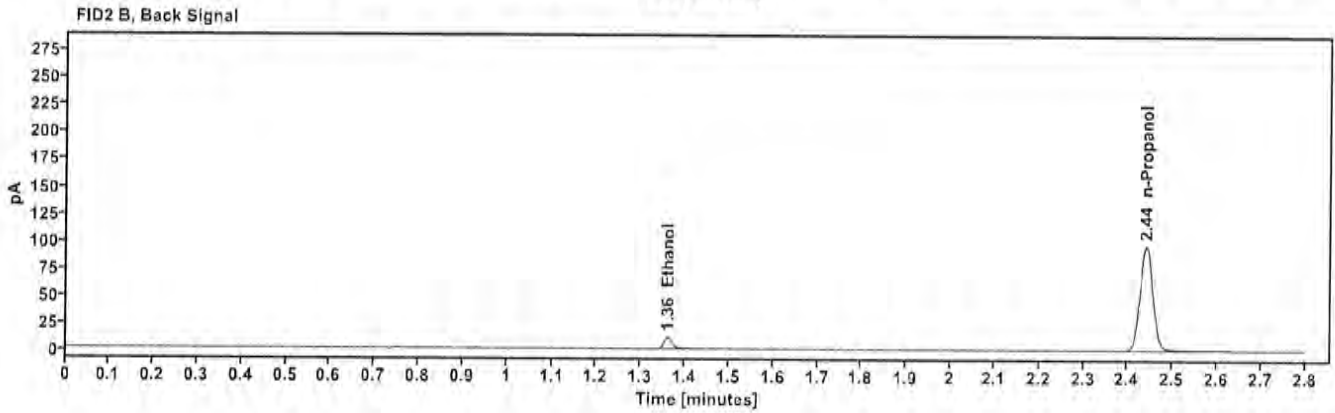
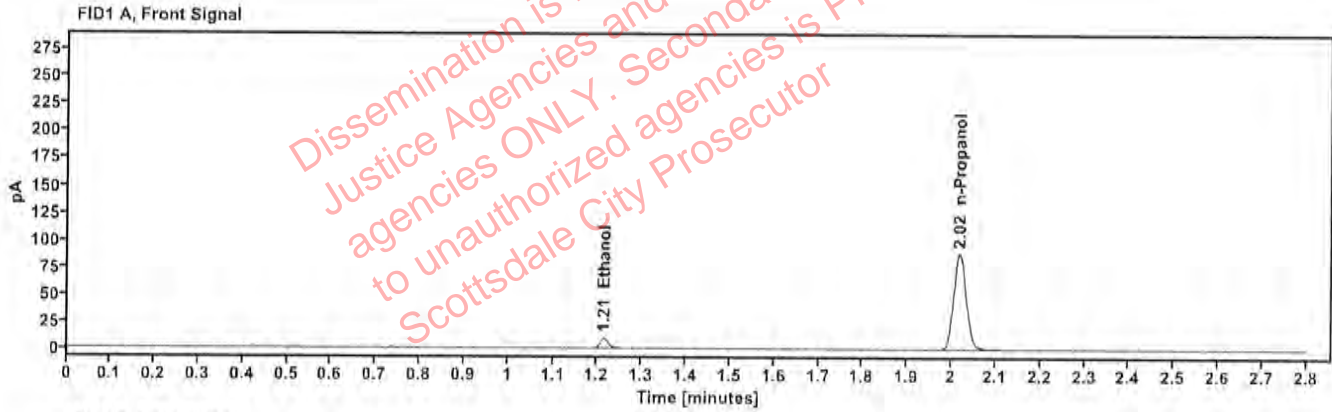


Table 1: FID 1 A (column DB-ALC1)

Compound	Time (min)	Peak Area
Ethanol	1.214	11.915
n-Propanol	2.019	175.702

Table 2: FID 2 B (column DB-ALC2)

Compound	Time (min)	Peak Area
Ethanol	1.360	13.078
n-Propanol	2.440	191.344

Scottsdale Police Department Crime Lab Volatiles Analysis

Sample:	FN03072301	Vial:	2
Description:	0.100 calibrator	Sequence:	08May24
Method:	ethanol quant.M	Injection date:	5/8/2024 11:26:54 AM
Instrument:	US14173023 CN14160045	Analyst:	Canonico ec
Data file:	C:\Chem32\1\Data\08May24\2.D		

Dissemination is restricted to Criminal Justice Agencies and authorized NON-CJ agencies ONLY. Secondary dissemination to unauthorized agencies is PROHIBITED.
 Scottsdale City Prosecutor

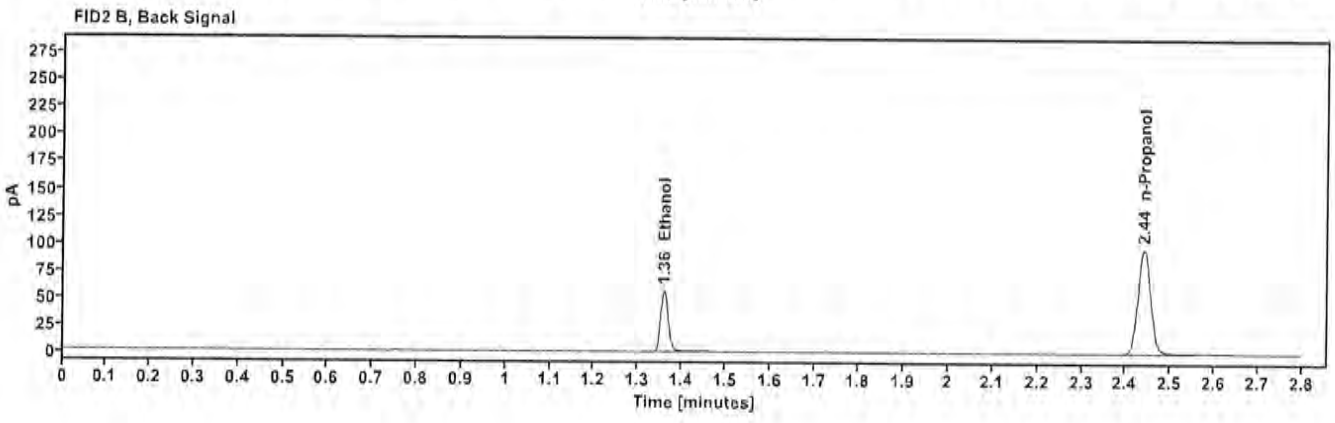
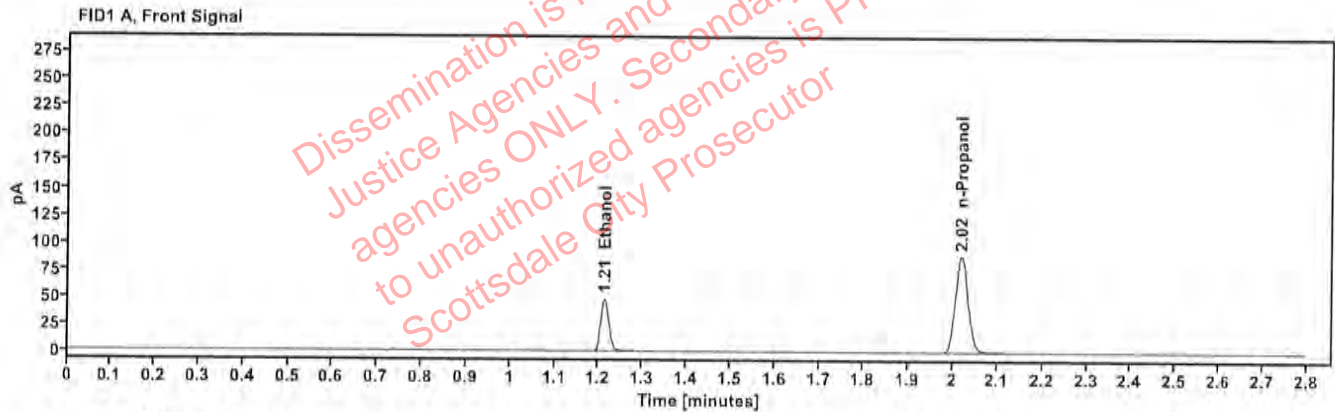


Table 1: FID 1 A (column DB-ALC1)

Compound	Time (min)	Peak Area
Ethanol	1.212	61.374
n-Propanol	2.019	176.547

Table 2: FID 2 B (column DB-ALC2)

Compound	Time (min)	Peak Area
Ethanol	1.359	67.507
n-Propanol	2.440	192.145

Scottsdale Police Department Crime Lab Volatiles Analysis

Sample: FN03132302	Vial: 3
Description: 0.200 calibrator	Sequence: 08May24
Method: ethanol quant.M	Injection date: 5/8/2024 11:30:54 AM
Instrument: US14173023 CN14160045	Analyst: Canonica EC
Data file: C:\Chem32\1\Data\08May24\3.D	

Dissemination is restricted to Criminal Justice Agencies and authorized Non-Criminal Justice agencies ONLY. Secondary dissemination to unauthorized agencies is PROHIBITED. Scottsdale City Prosecutor

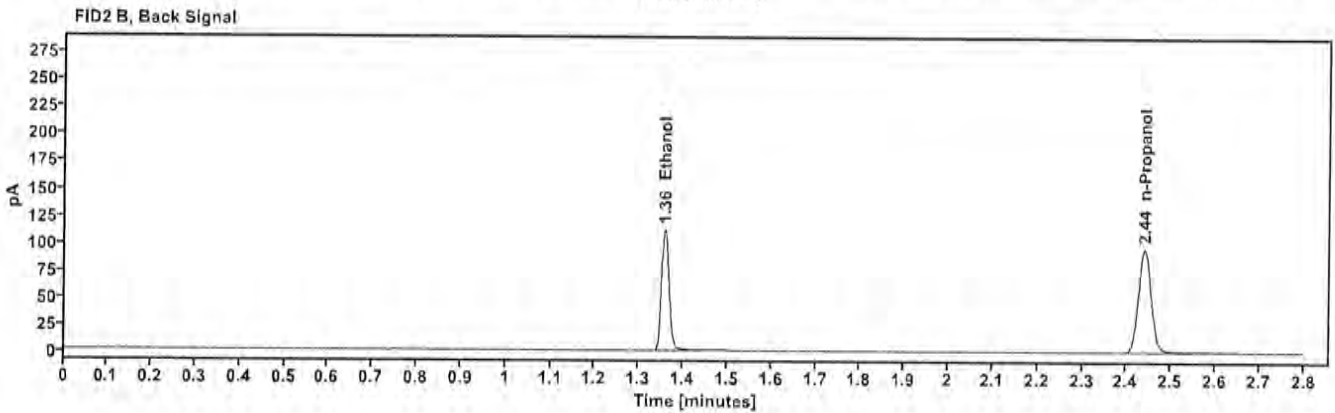
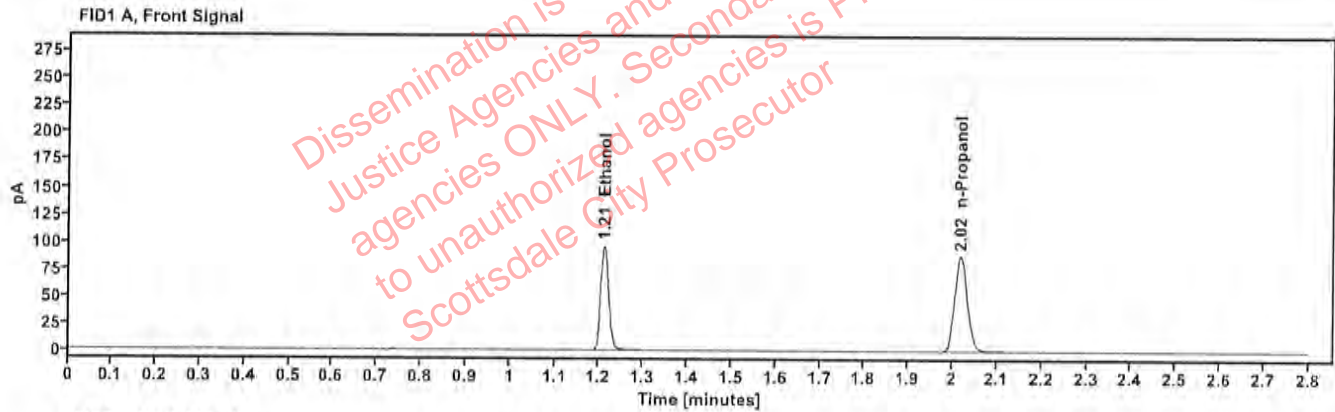


Table 1: FID 1 A (column DB-ALC1)

Compound	Time (min)	Peak Area
Ethanol	1.211	121.766
n-Propanol	2.018	174.412

Table 2: FID 2 B (column DB-ALC2)

Compound	Time (min)	Peak Area
Ethanol	1.358	133.684
n-Propanol	2.440	189.577

Scottsdale Police Department Crime Lab Volatiles Analysis

Sample:	FN03052102	Vial:	4
Description:	0.400 calibrator	Sequence:	08May24
Method:	ethanol quant.M	Injection date:	5/8/2024 11:34:54 AM
Instrument:	US14173023 CN14160045	Analyst:	Canonico EQ
Data file:	C:\Chem32\1\Data\08May24\4.D		

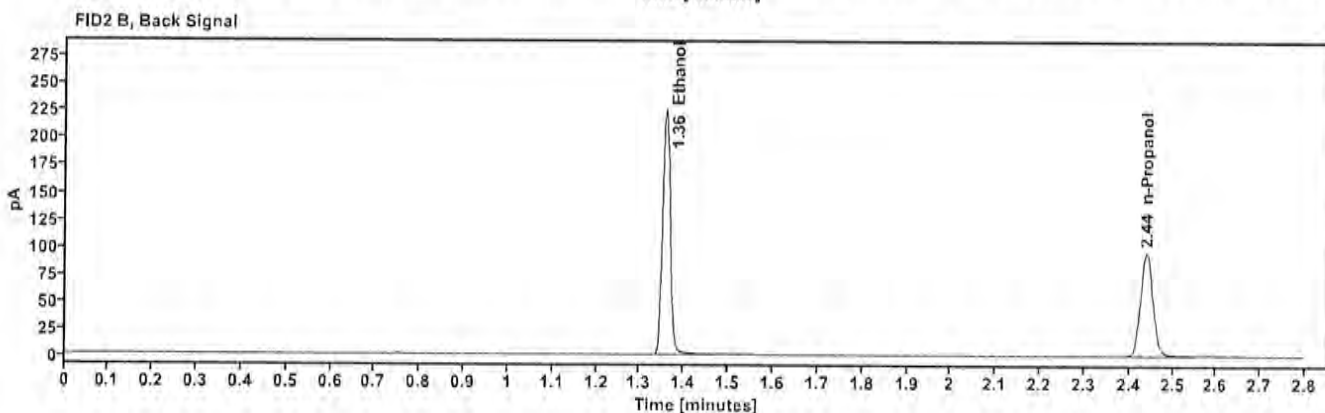
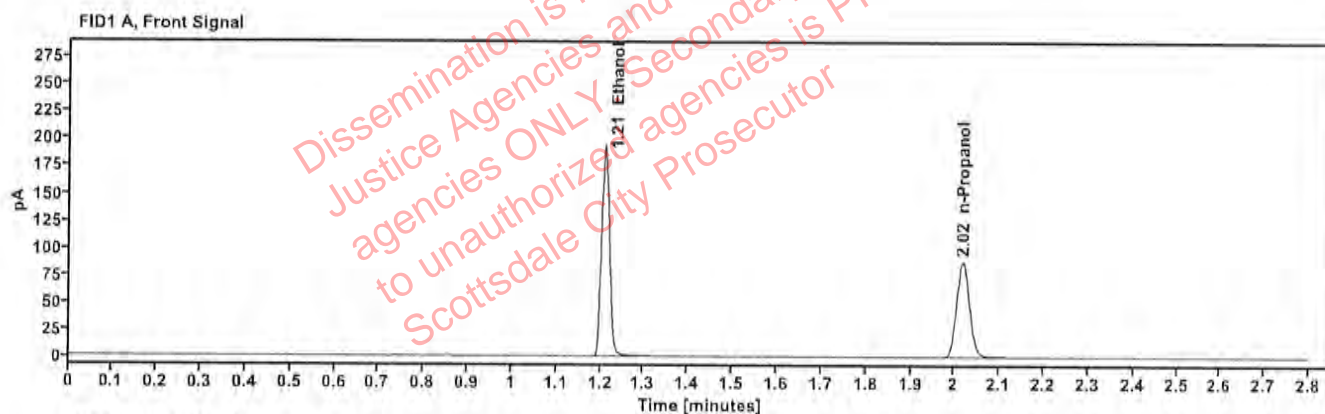


Table 1: FID 1 A (column DB-ALC1)

Compound	Time (min)	Peak Area
Ethanol	1.210	246.218
n-Propanol	2.018	174.602

Table 2: FID 2 B (column DB-ALC2)

Compound	Time (min)	Peak Area
Ethanol	1.358	271.176
n-Propanol	2.440	189.736

Scottsdale Police Department Crime Lab Volatiles Analysis

Sample: 011823WB	Vial: 5
Description: Negative	LIMS ID:
Method: ethanol quant.M	Sequence: 08May24
Instrument: US14173023 CN14160045	Injection date: 5/8/2024 11:38:54 AM
Data file: C:\Chem32\1\Data\08May24\5.D	Analyst: Canonico <i>ee</i>

Dissemination is restricted to Criminal Justice Agencies and authorized ONLY. Secondary dissemination to unauthorized agencies is PROHIBITED. Scottsdale City Prosecutor

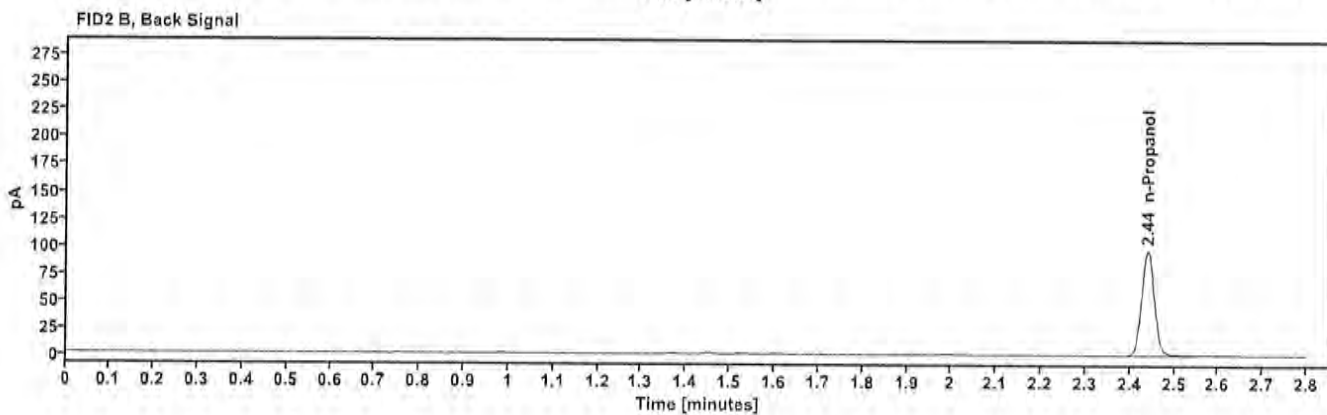
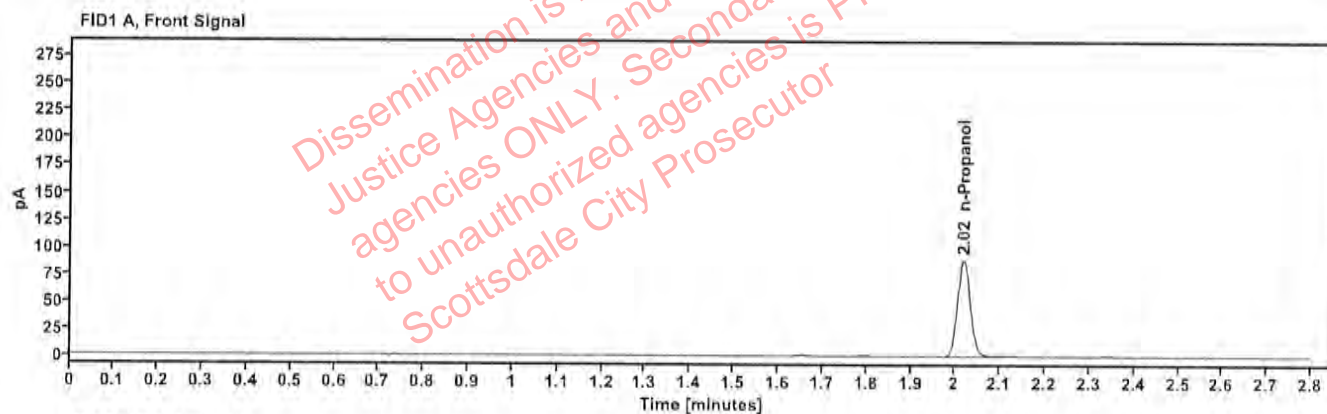


Table 1: FID 1 A (column DB-ALC1)

Compound	Amount (g/100mL)	Time (min)	Peak Area
n-Propanol	-----	2.019	176.598

Table 2: FID 2 B (column DB-ALC2)

Compound	Time (min)	Peak Area
n-Propanol	2.440	192.003

Scottsdale Police Department Crime Lab Volatiles Analysis

Sample: 050721MIX	Vial: 6
Description: Volatiles mix	LIMS ID:
Method: ethanol quant.M	Sequence: 08May24
Instrument: US14173023 CN14160045	Injection date: 5/8/2024 11:42:55 AM
Data file: C:\Chem32\1\Data\08May24\6.D	Analyst: Canonico 80

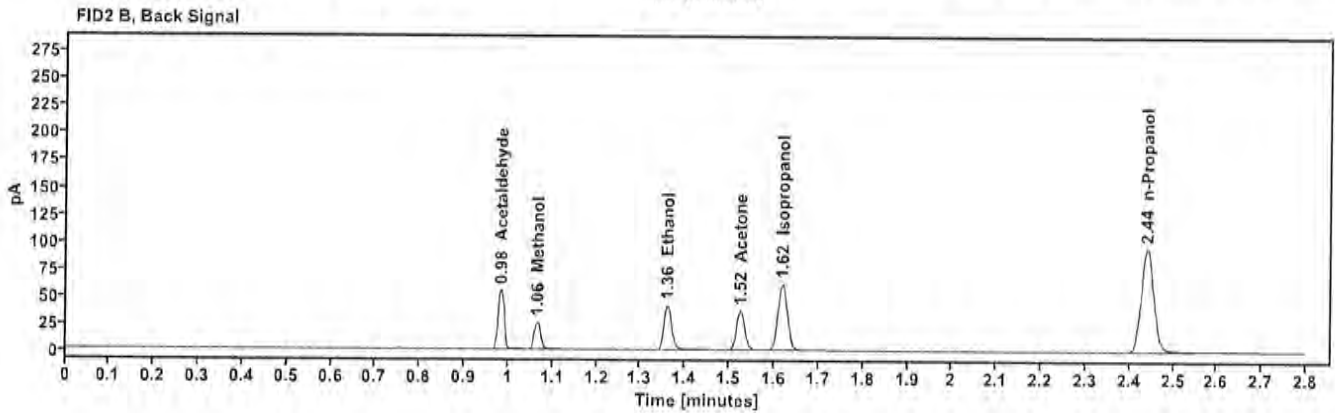
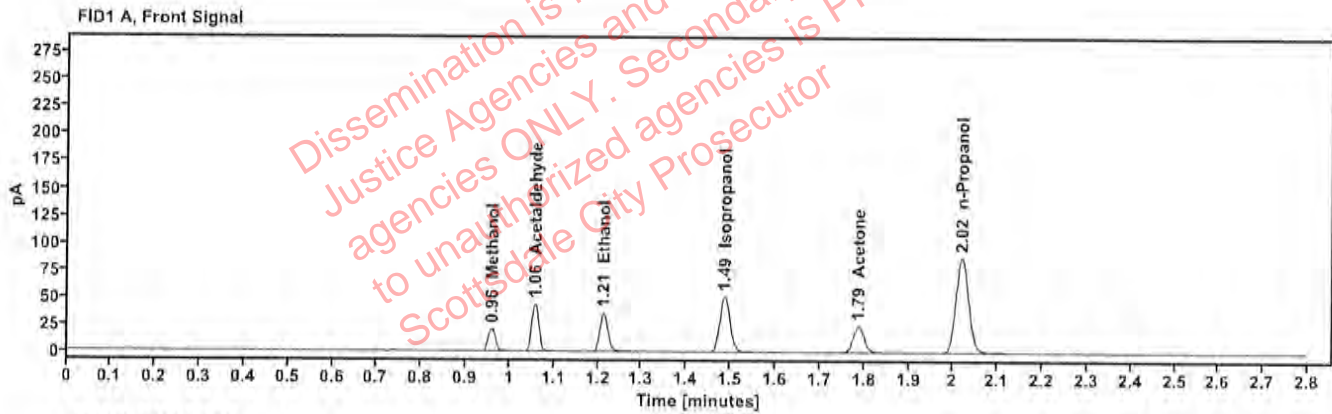


Table 1: FID 1 A (column DB-ALC1)

Compound	Amount (g/100mL)	Time (min)	Peak Area
Methanol	-----	0.959	23.399
Acetaldehyde	-----	1.057	47.453
>Ethanol	0.0746	1.213	45.097
Isopropanol	-----	1.486	81.565
Acetone	-----	1.787	42.118
n-Propanol	-----	2.019	174.472

Table 2: FID 2 B (column DB-ALC2)

Compound	Time (min)	Peak Area
Acetaldehyde	0.983	53.179
Methanol	1.065	26.072
Ethanol	1.360	49.584
Acetone	1.525	46.452
Isopropanol	1.619	90.174
n-Propanol	2.440	189.320

Scottsdale Police Department Crime Lab Volatiles Analysis

Sample: 30012020-A	Vial: 7
Description: 0.400	LIMS ID:
Method: ethanol quant.M	Sequence: 08May24
Instrument: US14173023 CN14160045	Injection date: 5/8/2024 11:47:10 AM
Data file: C:\Chem32\1\Data\08May24\7.D	Analyst: Canonico <i>EC</i>

Dissemination is restricted to Criminal Justice Agencies and authorized law enforcement agencies ONLY. Secondary dissemination to unauthorized agencies is PROHIBITED. Scottsdale City Prosecutor

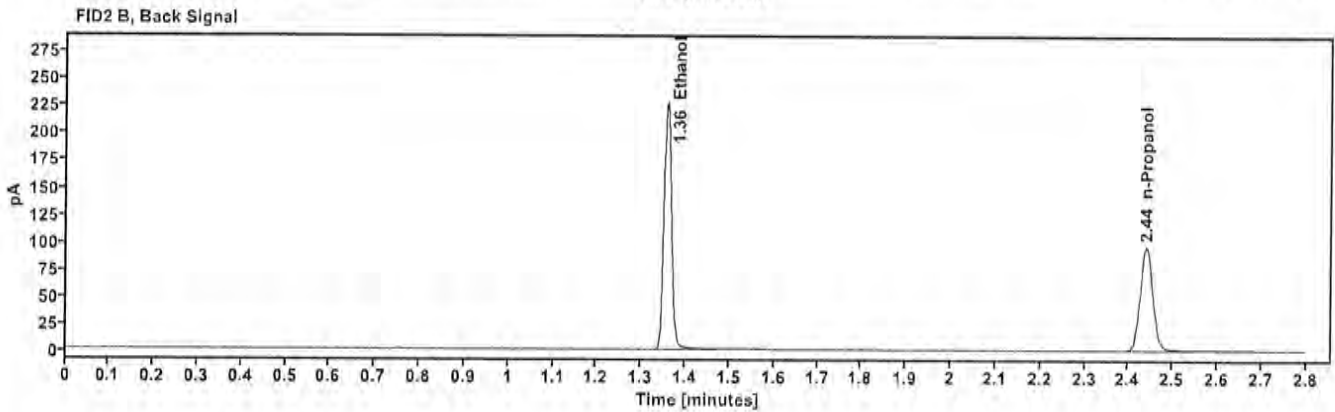
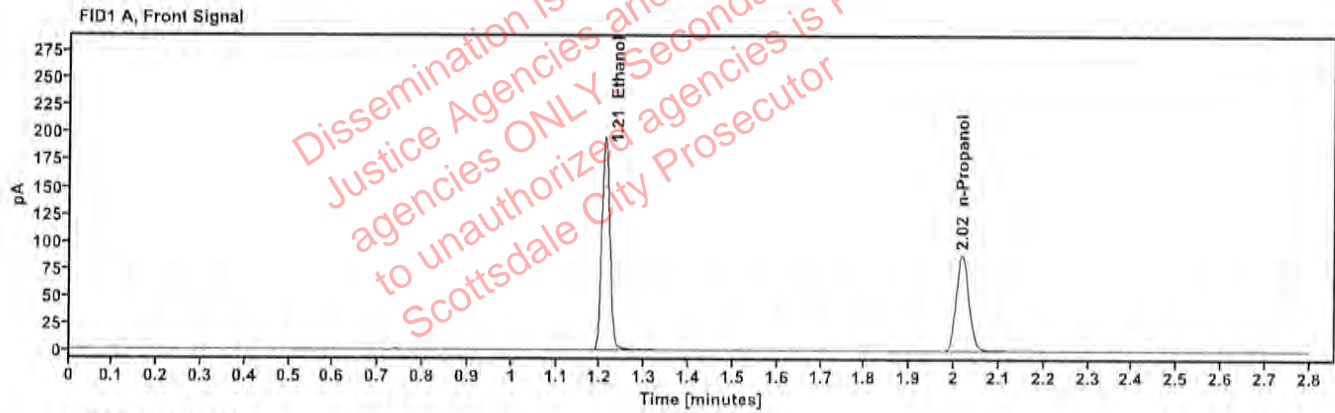


Table 1: FID 1 A (column DB-ALC1)

Compound	Amount (g/100mL)	Time (min)	Peak Area
>Ethanol	0.4022	1.210	247.981
n-Propanol	—	2.018	175.114

Table 2: FID 2 B (column DB-ALC2)

Compound	Time (min)	Peak Area
Ethanol	1.358	273.032
n-Propanol	2.440	190.144

Scottsdale Police Department Crime Lab Volatiles Analysis

Sample: 14082019-B	Vial: 8
Description: 0.040	LIMS ID:
Method: ethanol quant.M	Sequence: 08May24
Instrument: US14173023 CN14160045	Injection date: 5/8/2024 11:51:09 AM
Data file: C:\Chem32\1\Data\08May24\8.D	Analyst: Canonico <i>EC</i>

Dissemination is restricted to Criminal Justice Agencies and authorized agencies ONLY. Secondary dissemination to unauthorized agencies is PROHIBITED. Scottsdale City Prosecutor

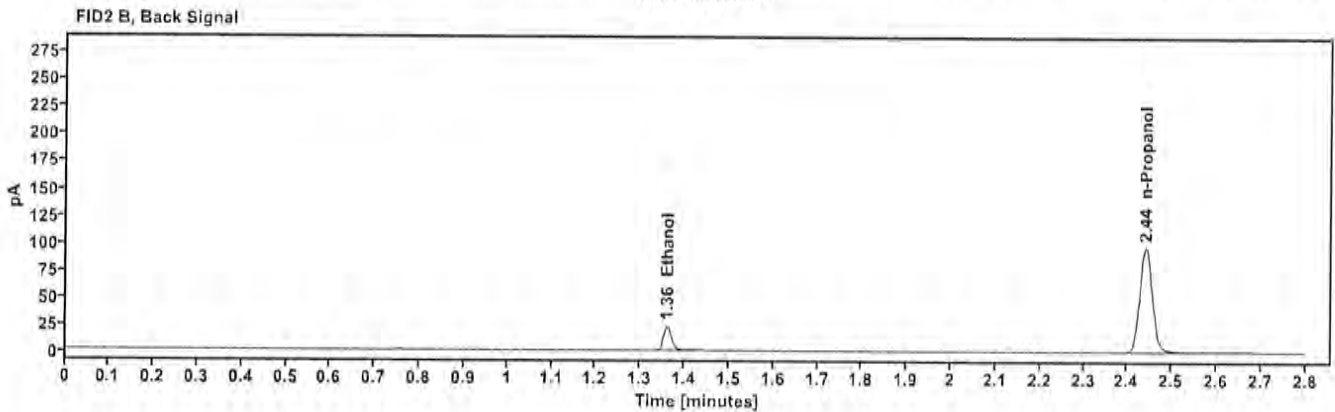
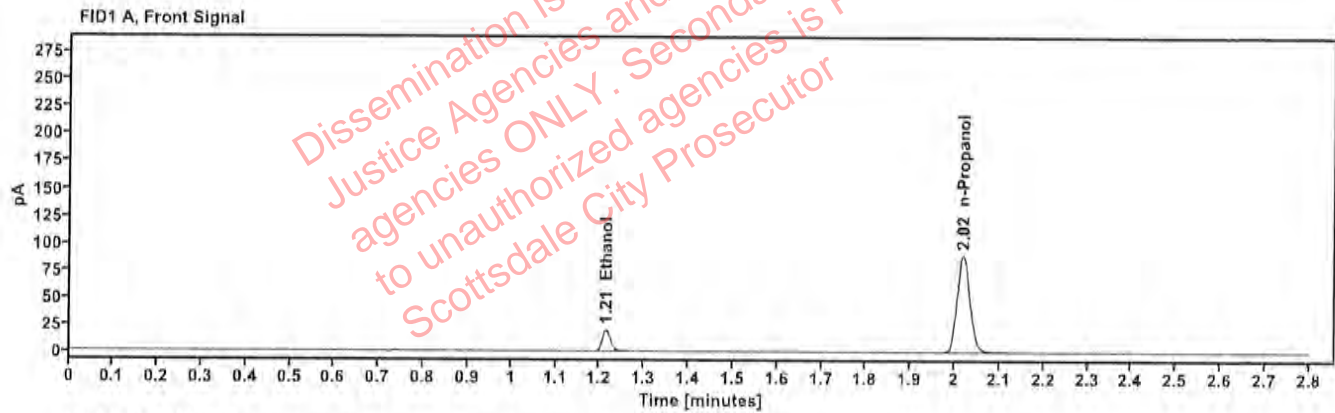


Table 1: FID 1 A (column DB-ALC1)

Compound	Amount (g/100mL)	Time (min)	Peak Area
>Ethanol	0.0415	1.213	25.086
n-Propanol	-----	2.019	177.458

Table 2: FID 2 B (column DB-ALC2)

Compound	Time (min)	Peak Area
Ethanol	1.361	27.443
n-Propanol	2.441	192.671

Scottsdale Police Department Crime Lab Volatiles Analysis

Sample:	4110320133/11	Vial:	9
Description:	0.199	LIMS ID:	
Method:	ethanol quant.M	Sequence:	08May24
Instrument:	US14173023 CN14160045	Injection date:	5/8/2024 11:55:09 AM
Data file:	C:\Chem32\1\Data\08May24\9.D	Analyst:	Canonico <i>EC</i>

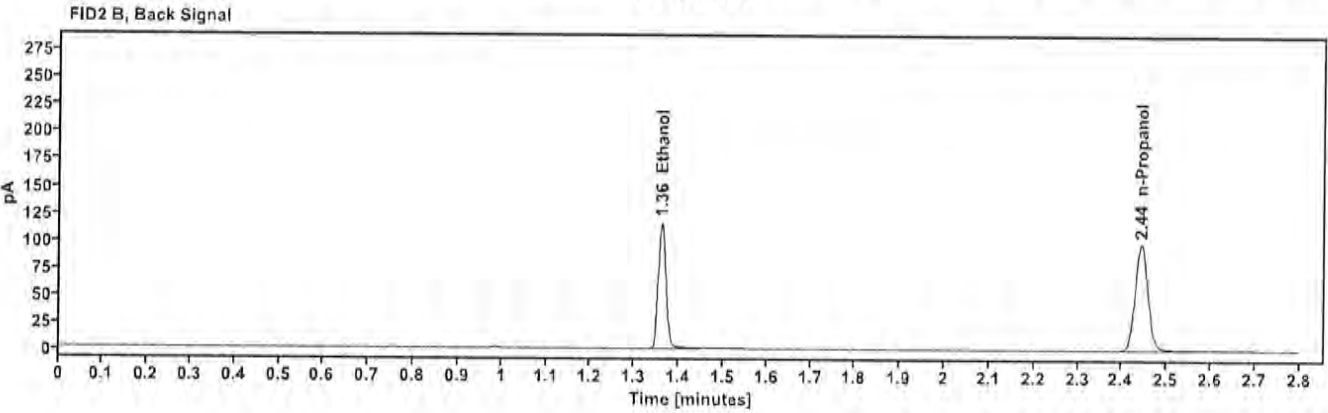
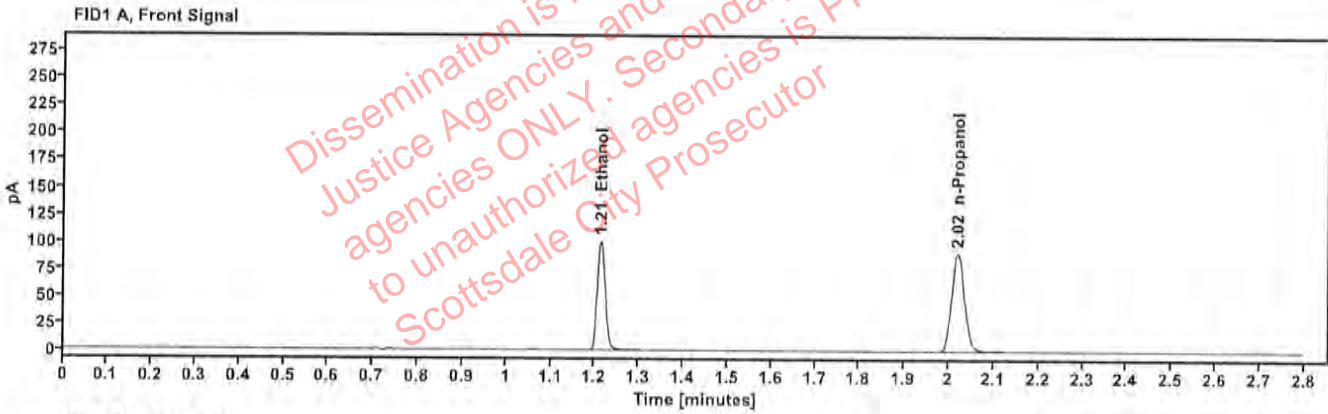


Table 1: FID 1 A (column DB-ALC1)

Compound	Amount (g/100mL)	Time (min)	Peak Area
>Ethanol	0.2023	1.212	127.613
n-Propanol	-----	2.020	179.796

Table 2: FID 2 B (column DB-ALC2)

Compound	Time (min)	Peak Area
Ethanol	1.361	140.210
n-Propanol	2.442	195.249

Scottsdale Police Department Crime Lab Volatiles Analysis

Sample: 20012020-B	Vial: 20
Description: 0.080	LIMS ID:
Method: ethanol quant.M	Sequence: 08May24
Instrument: US14173023 CN14160045	Injection date: 5/8/2024 12:39.39 PM
Data file: C:\Chem32\1\Data\08May24\20.D	Analyst: Canonico <i>ee</i>

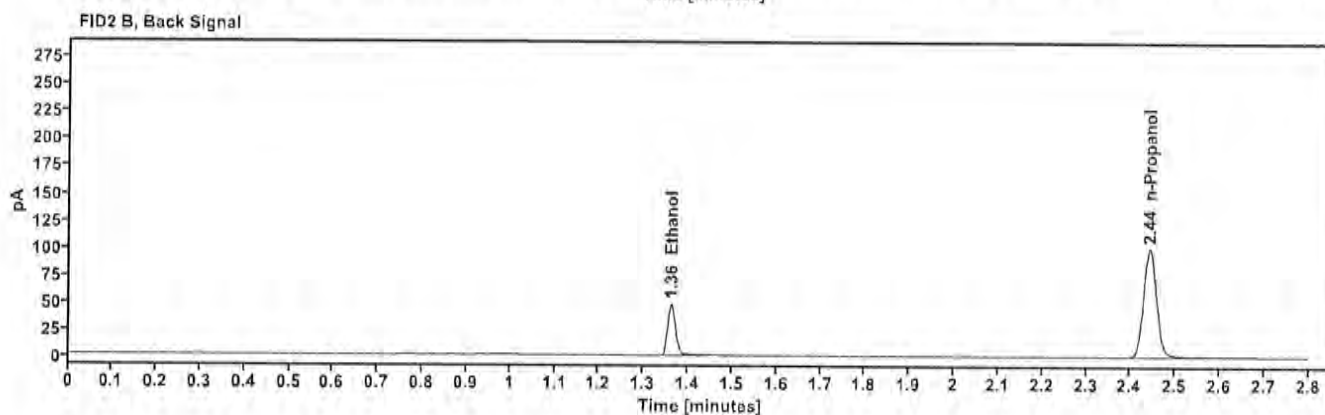
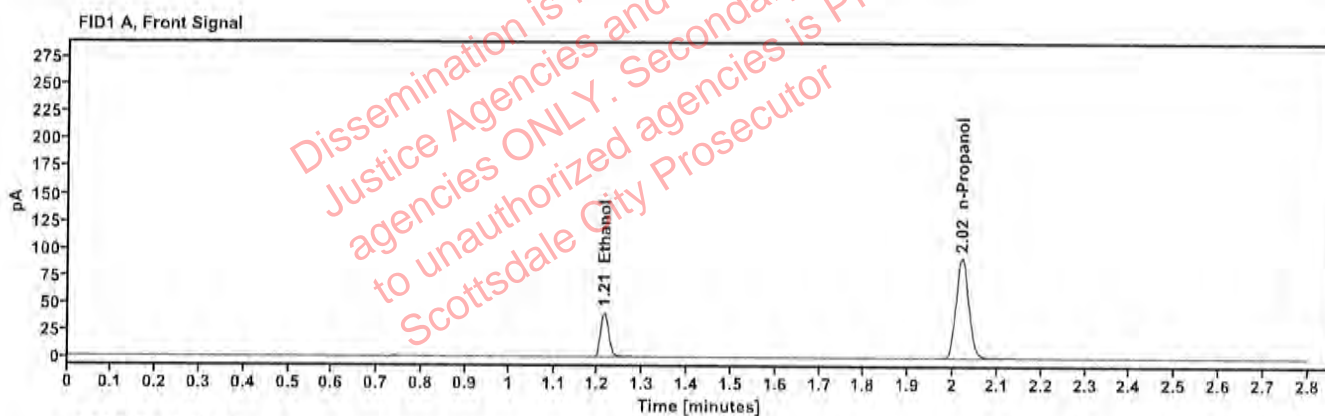


Table 1: FID 1 A (column DB-ALC1)

Compound	Amount (g/100mL)	Time (min)	Peak Area
>Ethanol	0.0820	1.214	52.216
n-Propanol	-----	2.020	183.416

Table 2: FID 2 B (column DB-ALC2)

Compound	Time (min)	Peak Area
Ethanol	1.362	57.313
n-Propanol	2.443	198.939

Scottsdale Police Department Crime Lab Volatiles Analysis

Sample: 20012020-B	Vial: 31
Description: 0.080	LIMS ID:
Method: ethanol quant.M	Sequence: 08May24
Instrument: US14173023 CN14160045	Injection date: 5/8/2024 1:24:09 PM
Data file: C:\Chem32\1\Data\08May24\31.D	Analyst: Cahonico 80

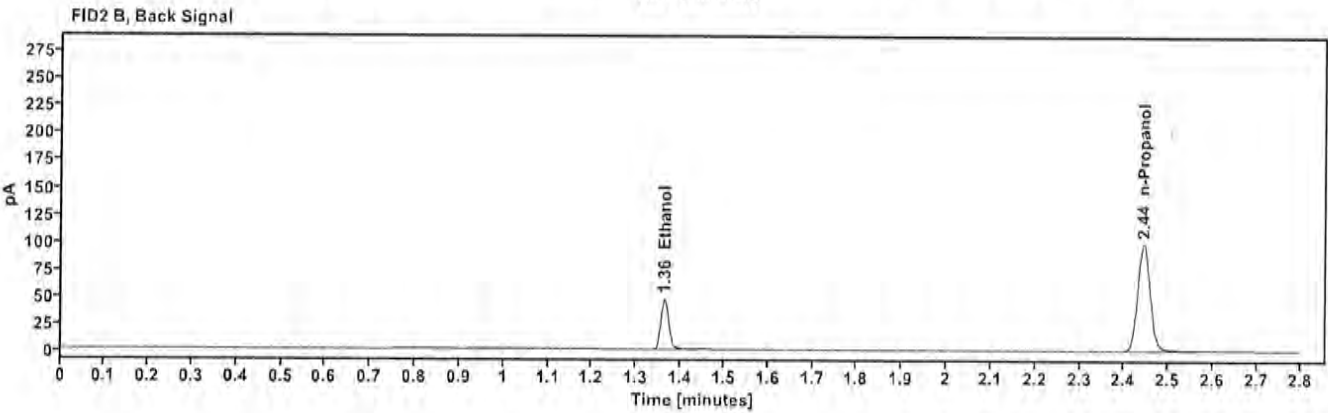
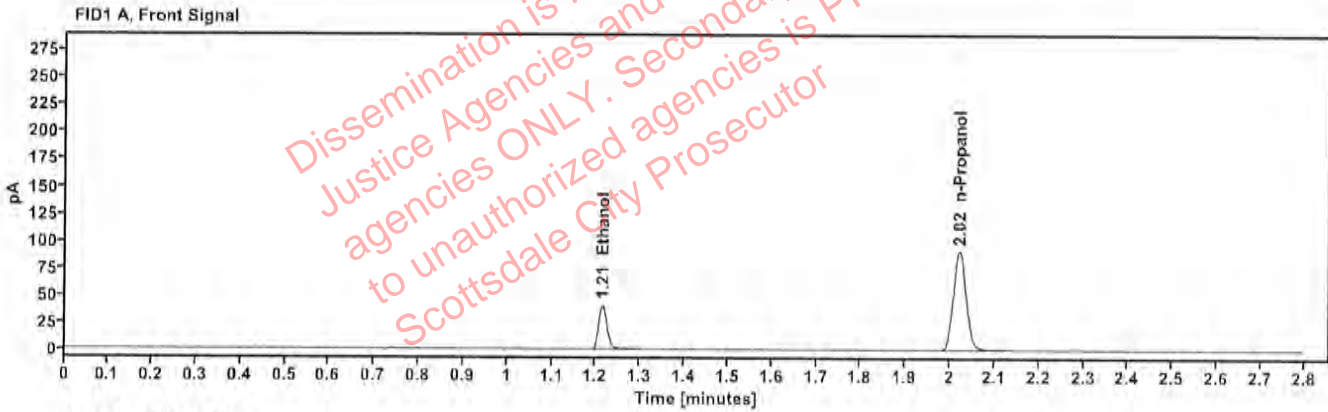


Table 1: FID 1 A (column DB-ALC1)

Compound	Amount (g/100mL)	Time (min)	Peak Area
>Ethanol	0.0825	1.214	52.116
n-Propanol	-----	2.021	182.081

Table 2: FID 2 B (column DB-ALC2)

Compound	Time (min)	Peak Area
Ethanol	1.363	56.840
n-Propanol	2.443	197.248

Scottsdale Police Department Crime Lab Volatiles Analysis

Sample:	4110320133/11	Vial:	42
Description:	0.199	LIMS ID:	
Method:	ethanol quant.M	Sequence:	08May24
Instrument:	US14173023 CN14160045	Injection date:	5/8/2024 2:08:24 PM
Data file:	C:\Chem32\1\Data\08May24\42.D	Analyst:	Canonico <i>EC</i>

Dissemination is restricted to Criminal Justice Agencies and authorized agencies ONLY. Secondary dissemination to unauthorized agencies is PROHIBITED. Scottsdale City Prosecutor

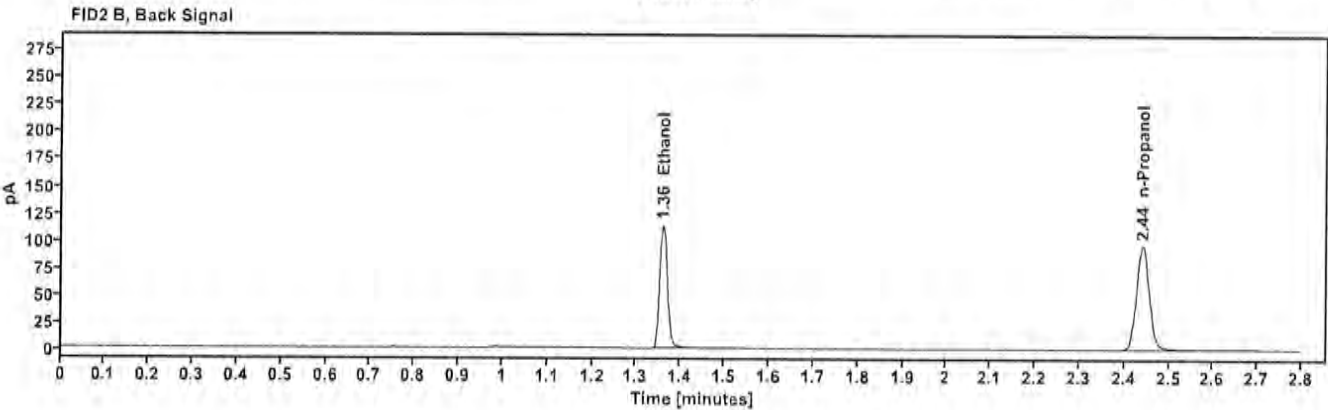
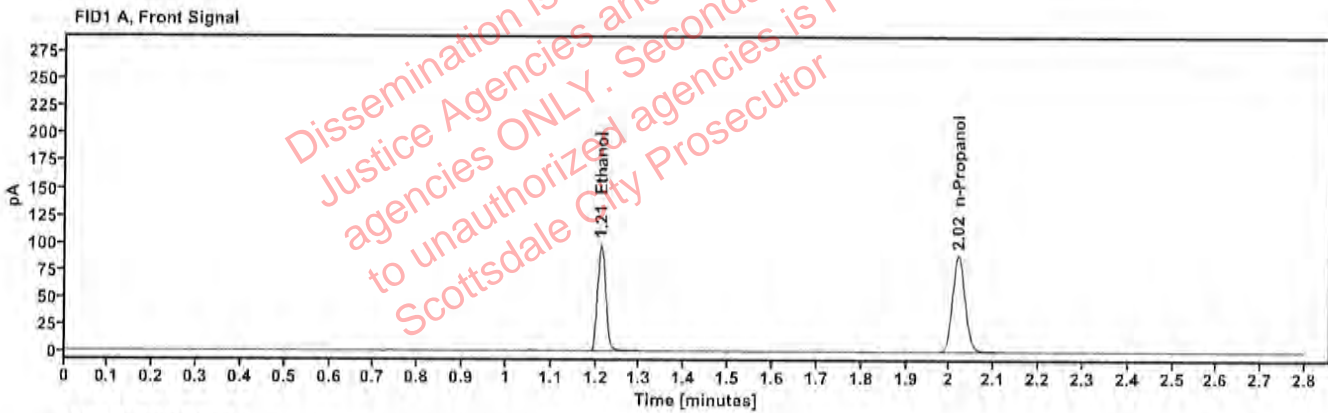


Table 1: FID 1 A (column DB-ALC1)

Compound	Amount (g/100mL)	Time (min)	Peak Area
>Ethanol	0.2012	1.212	124.870
n-Propanol	---	2.019	176.941

Table 2: FID 2 B (column DB-ALC2)

Compound	Time (min)	Peak Area
Ethanol	1.360	137.157
n-Propanol	2.441	191.995

Scottsdale Police Department Crime Lab Volatiles Analysis

Sample: 20012020-B	Vial: 53
Description: 0.080	LIMS ID:
Method: ethanol quant.M	Sequence: 08May24
Instrument: US14173023 CN14160045	Injection date: 5/8/2024 2:52:54 PM
Data file: C:\Chem32\1\Data\08May24\53.D	Analyst: Canonico <i>EC</i>

Dissemination is restricted to Criminal Justice Agencies and authorized ONLY. Secondary dissemination to unauthorized agencies is PROHIBITED. Scottsdale City Prosecutor

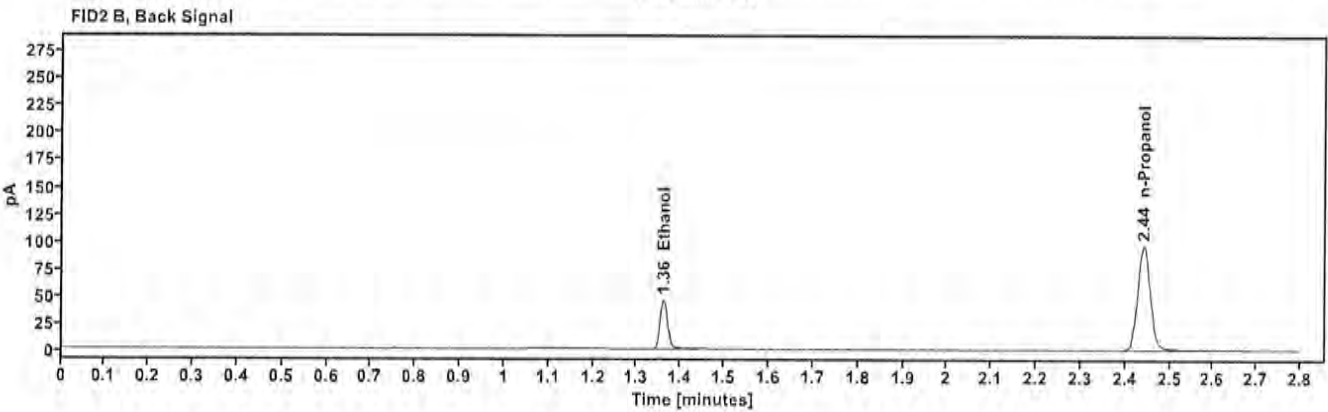
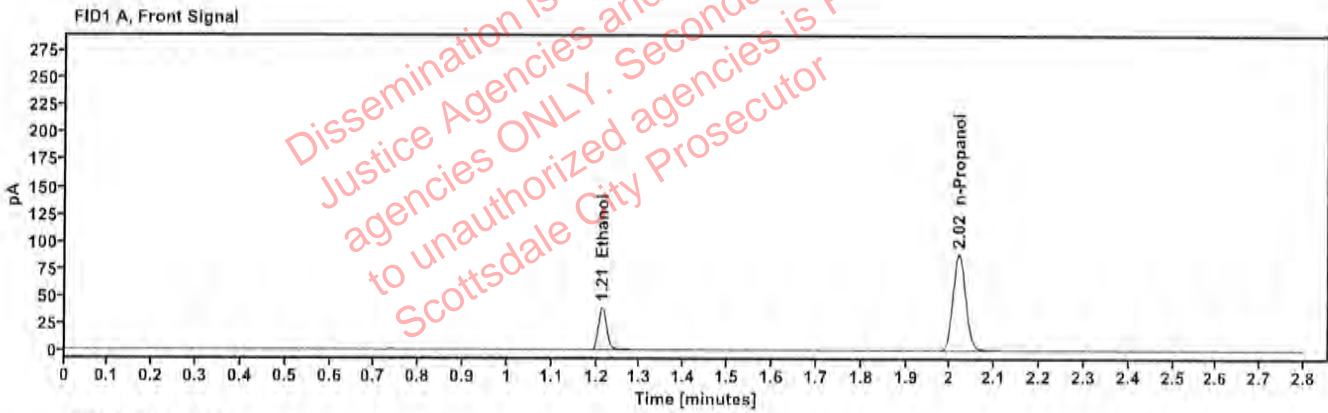


Table 1: FID 1 A (column DB-ALC1)

Compound	Amount (g/100mL)	Time (min)	Peak Area
>Ethanol	0.0813	1.213	49.937
n-Propanol	—	2.019	176.910

Table 2: FID 2 B (column DB-ALC2)

Compound	Time (min)	Peak Area
Ethanol	1.361	54.615
n-Propanol	2.441	191.753

Scottsdale Police Department Crime Lab Volatiles Analysis

Sample:	30012020-A	Vial:	64
Description:	0.400	LIMS ID:	
Method:	ethanol quant.M	Sequence:	08May24
Instrument:	US14173023 CN14160045	Injection date:	5/8/2024 3:37:24 PM
Data file:	C:\Chem32\1\Data\08May24\64.D	Analyst:	Canonico <i>EL</i>

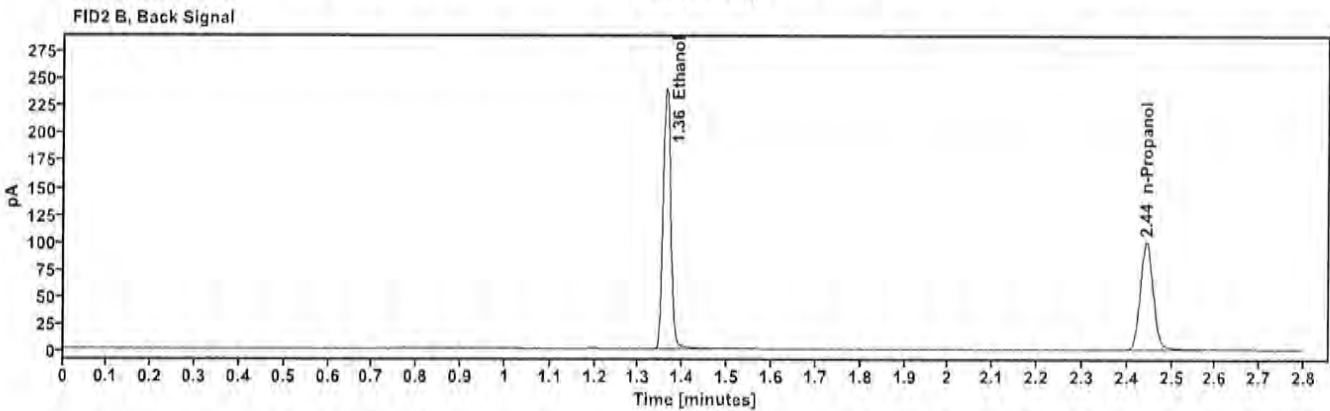
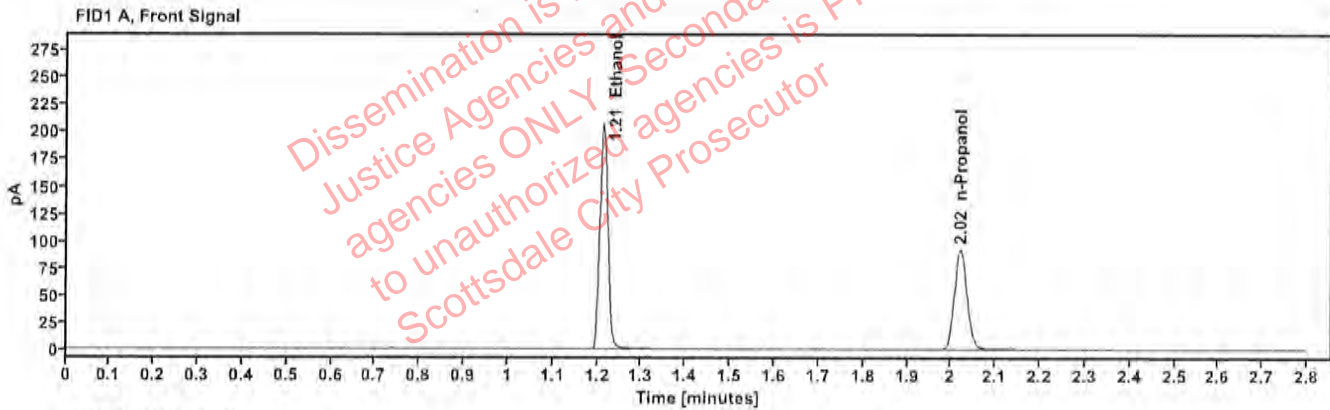


Table 1: FID 1 A (column DB-ALC1)

Compound	Amount (g/100mL)	Time (min)	Peak Area
>Ethanol	0.4106	1.213	264.514
n-Propanol	---	2.021	182.950

Table 2: FID 2 B (column DB-ALC2)

Compound	Time (min)	Peak Area
Ethanol	1.362	291.216
n-Propanol	2.443	198.266

Scottsdale Police Department Crime Lab Volatiles Analysis

Sample: 14082019-B	Vial: 65
Description: 0.040	LIMS ID:
Method: ethanol quant.M	Sequence: 08May24
Instrument: US14173023 CN14160045	Injection date: 5/8/2024 3:41:25 PM
Data file: C:\Chem32\1\Data\08May24\65.D	Analyst: Canonico <i>EL</i>

Dissemination is restricted to Criminal Justice Agencies and authorized agencies ONLY. Secondary dissemination to unauthorized agencies is PROHIBITED. Scottsdale City Prosecutor

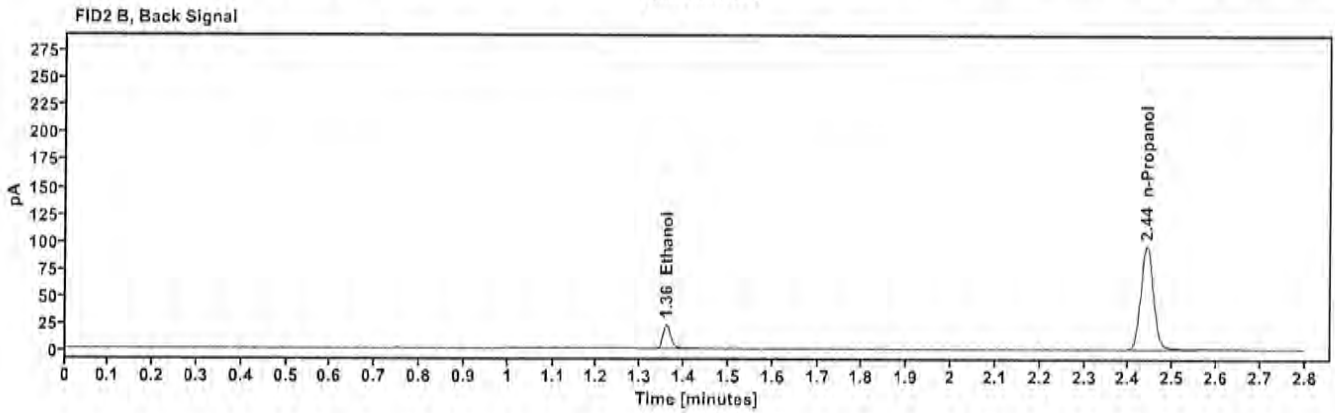
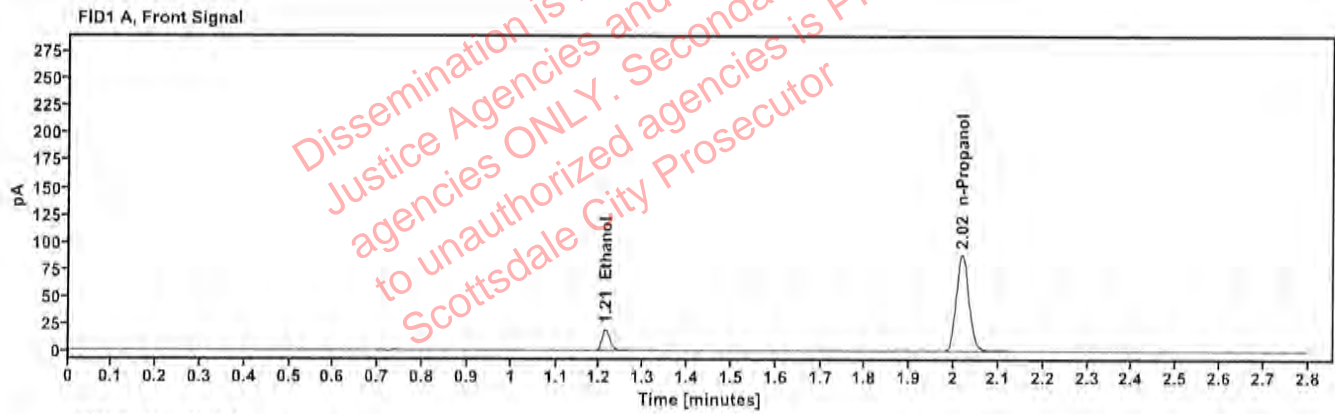


Table 1: FID 1 A (column DB-ALC1)

Compound	Amount (g/100mL)	Time (min)	Peak Area
>Ethanol	0.0410	1.213	24.698
n-Propanol	-----	2.019	176.775

Table 2: FID 2 B (column DB-ALC2)

Compound	Time (min)	Peak Area
Ethanol	1.360	27.056
n-Propanol	2.440	191.572

Scottsdale Police Department Crime Lab Volatiles Analysis

Sample: 4110320133/11	Vial: 66
Description: 0.199	LIMS ID:
Method: ethanol quant.M	Sequence: 08May24
Instrument: US14173023 CN14160045	Injection date: 5/8/2024 3:45:25 PM
Data file: C:\Chem32\1\Data\08May24\66.D	Analyst: Canonico <i>ee</i>

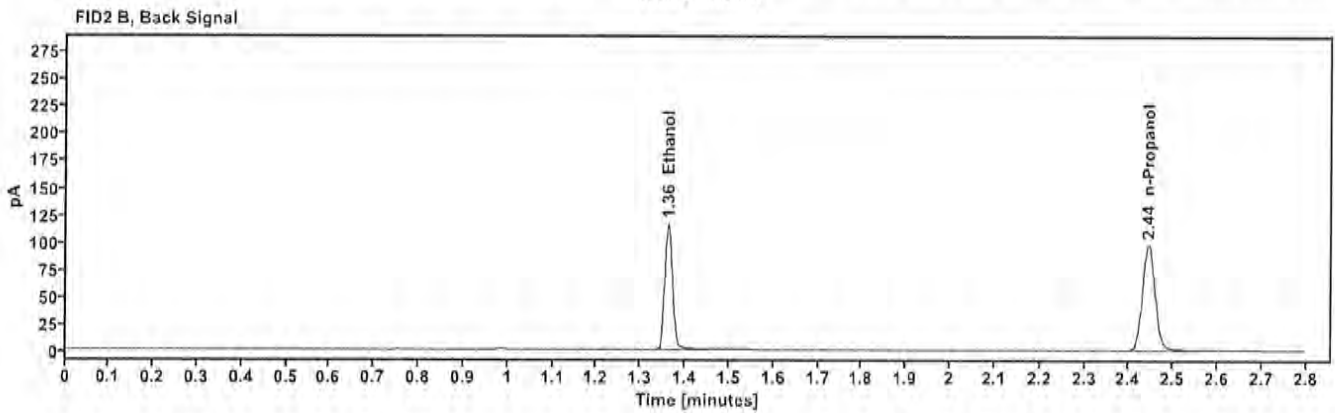
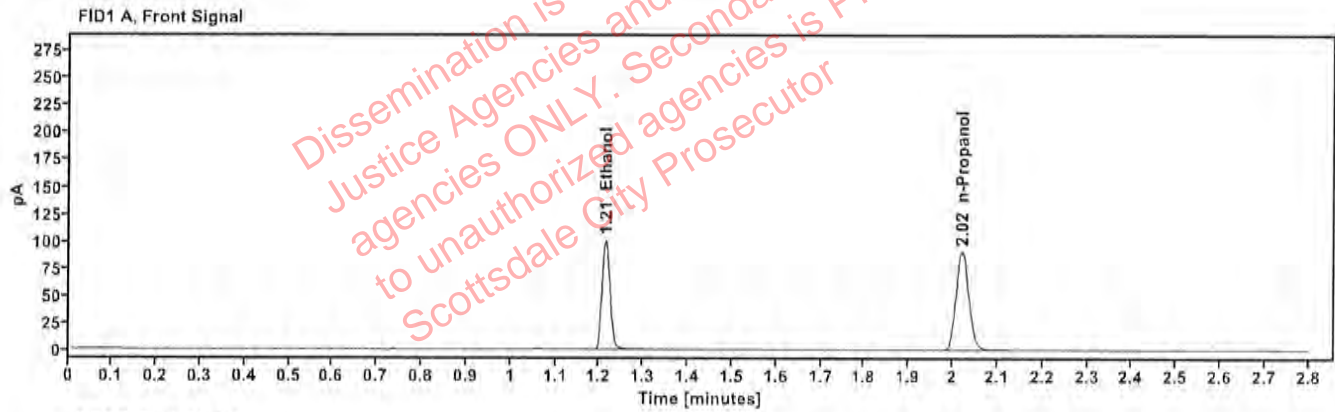


Table 1: FID 1 A (column DB-ALC1)

Compound	Amount (g/100mL)	Time (min)	Peak Area
>Ethanol	0.2024	1.213	127.995
n-Propanol		2.021	180.226

Table 2: FID 2 B (column DB-ALC2)

Compound	Time (min)	Peak Area
Ethanol	1.362	140.693
n-Propanol	2.443	195.292

Scottsdale Police Department Crime Lab Volatiles Analysis

Sample:	032824AQ	Vial:	67
Description:	Negative	LIMS ID:	
Method:	ethanol quant.M	Sequence:	08May24
Instrument:	US14173023 CN14160045	Injection date:	5/8/2024 3:49:40 PM
Data file:	C:\Chem32\1\Data\08May24\67.D	Analyst:	Canonico <i>EC</i>

Dissemination is restricted to Criminal Justice Agencies and authorized Non-CJ agencies ONLY. Secondary dissemination to unauthorized agencies is PROHIBITED. Scottsdale City Prosecutor

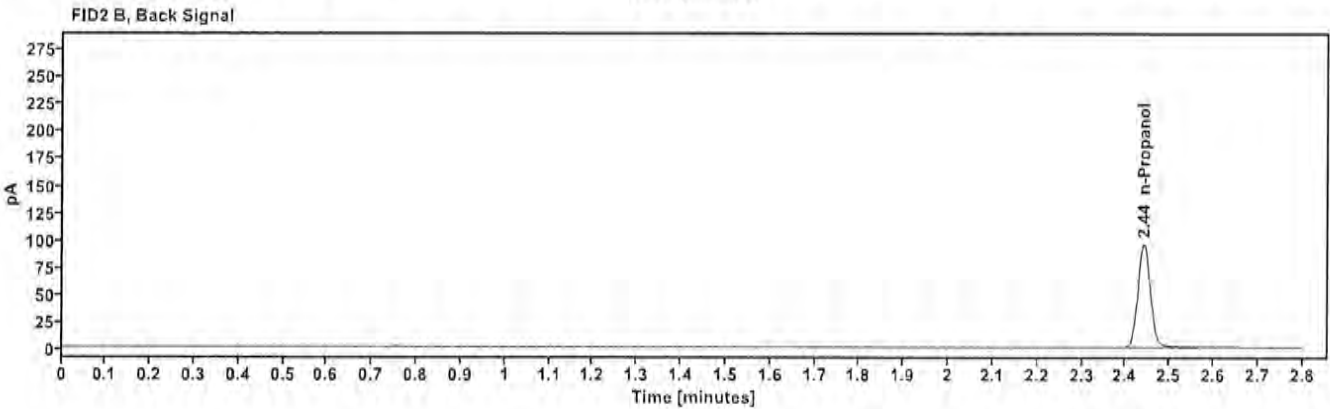
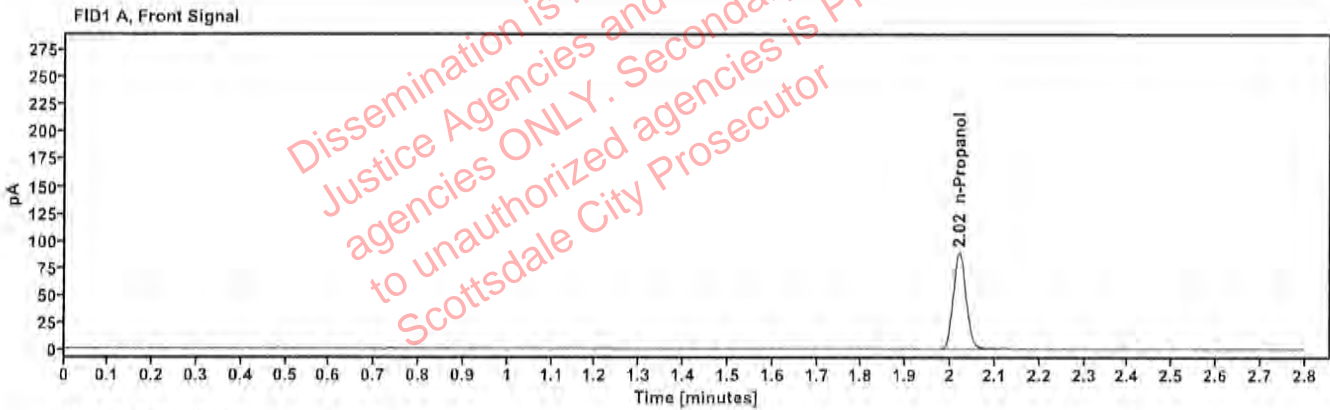


Table 1: FID 1 A (column DB-ALC1)

Compound	Amount (g/100mL)	Time (min)	Peak Area
n-Propanol	—	2.019	176.067

Table 2: FID 2 B (column DB-ALC2)

Compound	Time (min)	Peak Area
n-Propanol	2.441	191.169

Sequence Summary

Sequence name: 08May24 Instrument: US14173023 CN14160045 Analyst: Canonico *EL*

Vial	Sample	Description	Type	LIMS ID	Method
1	FN03122113	0.020 calibrator	Calibration		ethanol quant.M
2	FN03072301	0.100 calibrator	Calibration		ethanol quant.M
3	FN03132302	0.200 calibrator	Calibration		ethanol quant.M
4	FN03052102	0.400 calibrator	Calibration		ethanol quant.M
5	011823WB	Negative	Control		ethanol quant.M
6	050721MIX	Volatiles mix	Control		ethanol quant.M
7	30012020-A	0.400	Control		ethanol quant.M
8	14082019-B	0.040	Control		ethanol quant.M
9	4110320133/11	0.199	Control		ethanol quant.M
10	1252731		Sample		ethanol quant.M
11	1252731		Sample		ethanol quant.M
12	2408686-2		Sample		ethanol quant.M
13	2408686-2		Sample		ethanol quant.M
14	2408968-2		Sample		ethanol quant.M
15	2408968-2		Sample		ethanol quant.M
16	2409052-2		Sample		ethanol quant.M
17	2409052-2		Sample		ethanol quant.M
18	2409059-2		Sample		ethanol quant.M
19	2409059-2		Sample		ethanol quant.M
20	20012020-B	0.080	Control		ethanol quant.M
21	2409114-2		Sample		ethanol quant.M
22	2409114-2		Sample		ethanol quant.M
23	2409120-2		Sample		ethanol quant.M
24	2409120-2		Sample		ethanol quant.M
25	2408978-1		Sample		ethanol quant.M
26	2408978-1		Sample		ethanol quant.M
27	2409129-2		Sample		ethanol quant.M
28	2409129-2		Sample		ethanol quant.M
29	2409141-1		Sample		ethanol quant.M
30	2409141-1		Sample		ethanol quant.M
31	20012020-B	0.080	Control		ethanol quant.M
32	2409151-3		Sample		ethanol quant.M
33	2409151-3		Sample		ethanol quant.M
34	2409150-2		Sample		ethanol quant.M
35	2409150-2		Sample		ethanol quant.M
36	2409155-2		Sample		ethanol quant.M
37	2409155-2		Sample		ethanol quant.M
38	2324884-2		Sample		ethanol quant.M
39	2324884-2		Sample		ethanol quant.M
40	2409241-2		Sample		ethanol quant.M
41	2409241-2		Sample		ethanol quant.M
42	4110320133/11	0.199	Control		ethanol quant.M
43	2409205-1		Sample		ethanol quant.M
44	2409205-1		Sample		ethanol quant.M
45	2409272-2		Sample		ethanol quant.M
46	2409272-2		Sample		ethanol quant.M
47	334-01T.A.		Sample		ethanol quant.M

Dissemination is restricted to Criminal Justice Agencies and authorized agencies ONLY. Secondary dissemination to unauthorized agencies is PROHIBITED. Scottsdale City Prosecutor

Sequence Summary

82

48	334-01T.A.		Sample		ethanol quant.M
49	436-01A.P.		Sample		ethanol quant.M
50	436-01A.P.		Sample		ethanol quant.M
51	409-01J.S.		Sample		ethanol quant.M
52	409-01J.S.		Sample		ethanol quant.M
53	20012020-B	0.080	Control		ethanol quant.M
54	427-01T.M.		Sample		ethanol quant.M
55	427-01T.M.		Sample		ethanol quant.M
56	2409413-1		Sample		ethanol quant.M
57	2409413-1		Sample		ethanol quant.M
58	2406408-1		Sample		ethanol quant.M
59	2406408-1		Sample		ethanol quant.M
60	2408602-1		Sample		ethanol quant.M
61	2408602-1		Sample		ethanol quant.M
62	2409349-1		Sample		ethanol quant.M
63	2409349-1		Sample		ethanol quant.M
64	30012020-A	0.400	Control		ethanol quant.M
65	14082019-B	0.040	Control		ethanol quant.M
66	4110320133/11	0.199	Control		ethanol quant.M
67	032824AQ	Negative	Control		ethanol quant.M

Dissemination is restricted to Criminal Justice Agencies and authorized agencies ONLY. Secondary dissemination to unauthorized agencies is PROHIBITED. Scottsdale City Prosecutor

Scottsdale Police Department Crime Laboratory Summary of Cases

SEQUENCE NAME: 08May24

ANALYST: Canonico EL

Vials	Test 1 (g/dL)	Test 2 (g/dL)	Mean (g/dL)	Percent Difference*	Absolute Difference (g/dL)*
10 11	0.2168	0.2151	0.21595	0.39	0.00085
12 13	0.2071	0.2076	0.20735	0.12	0.00025
14 15	0.1808	0.1799	0.18035	0.25	0.00045
16 17	0.1102	0.1097	0.10995	0.23	0.00025
18 19	0.1157	0.1148	0.11525	0.39	0.00045
21 22	0.3311	0.3298	0.33045	0.20	0.00065
23 24	0.2052	0.2049	0.20505	0.07	0.00015
25 26	0.1051	0.1034	0.10425	0.82	0.00085
27 28	0.1302	0.1295	0.12985	0.27	0.00035
29 30	0.2253	0.2242	0.22475	0.24	0.00055
32 33	0.2805	0.2790	0.27975	0.27	0.00075
34 35	0.1901	0.1885	0.18930	0.42	0.00080
36 37	0.3258	0.3234	0.32460	0.37	0.00120
38 39	0.1160	0.1180	0.11700	0.85	0.00100
40 41	0.0000	0.0000	0.00000	0.00	0.00000
43 44	0.1728	0.1733	0.17305	0.14	0.00025
45 46	0.1479	0.1475	0.14770	0.14	0.00020
47 48	0.1094	0.1073	0.10835	0.97	0.00105
49 50	0.2282	0.2278	0.22800	0.09	0.00020
51 52	0.0658	0.0660	0.06590	0.15	0.00010
54 55	0.0444	0.0443	0.04435	0.11	0.00005
56 57	0.0726	0.0724	0.07250	0.14	0.00010
58 59	0.1834	0.1815	0.18245	0.52	0.00095
60 61	0.2308	0.2287	0.22975	0.46	0.00105
62 63	0.1578	0.1586	0.15820	0.25	0.00040

*Calculated differences are differences from the mean of the two results.

Scottsdale Forensic Lab

Blood Alcohol Pipetting Log

ANALYST: Canonico

SEQUENCE: 08May24

EE

Instrument Position	Headspace Vial 1	Headspace Vial 2	Blood Tube	Barcode Match
Vials 10 and 11	1252731	1252731	1252731	Yes
Vials 12 and 13	2408686-2	2408686-2	2408686-2	Yes
Vials 14 and 15	2408968-2	2408968-2	2408968-2	Yes
Vials 16 and 17	2409052-2	2409052-2	2409052-2	Yes
Vials 18 and 19	2409059-2	2409059-2	2409059-2	Yes
Vials 21 and 22	2409114-2	2409114-2	2409114-2	Yes
Vials 23 and 24	2409120-2	2409120-2	2409120-2	Yes
Vials 25 and 26	2408978-1	2408978-1	2408978-1	Yes
Vials 27 and 28	2409129-2	2409129-2	2409129-2	Yes
Vials 29 and 30	2409141-1	2409141-1	2409141-1	Yes
Vials 32 and 33	2409151-3	2409151-3	2409151-3	Yes
Vials 34 and 35	2409150-2	2409150-2	2409150-2	Yes
Vials 36 and 37	2409155-2	2409155-2	2409155-2	Yes
Vials 38 and 39	2324884-2	2324884-2	2324884-2	Yes
Vials 40 and 41	2409241-2	2409241-2	2409241-2	Yes
Vials 43 and 44	2409205-1	2409205-1	2409205-1	Yes
Vials 45 and 46	2409272-2	2409272-2	2409272-2	Yes
Vials 47 and 48	334-01T.A.	334-01T.A.	334-01T.A.	Yes
Vials 49 and 50	436-01A.P.	436-01A.P.	436-01A.P.	Yes
Vials 51 and 52	409-01J.S.	409-01J.S.	409-01J.S.	Yes
Vials 54 and 55	427-01T.M.	427-01T.M.	427-01T.M.	Yes
Vials 56 and 57	2409413-1	2409413-1	2409413-1	Yes
Vials 58 and 59	2406408-1	2406408-1	2406408-1	Yes
Vials 60 and 61	2408602-1	2408602-1	2408602-1	Yes
Vials 62 and 63	2409349-1	2409349-1	2409349-1	Yes

Scottsdale Police Department Crime Lab Volatiles Analysis

Sample:	1252731	Vial:	10
Description:	[REDACTED]	LIMS ID:	[REDACTED]
Method:	ethanol quant.M	Sequence:	08May24
Instrument:	US14173023 CN14160045	Injection date:	5/8/2024 11:59:09 AM
Data file:	C:\Chem32\1\Data\08May24\10.D	Analyst:	Canonico

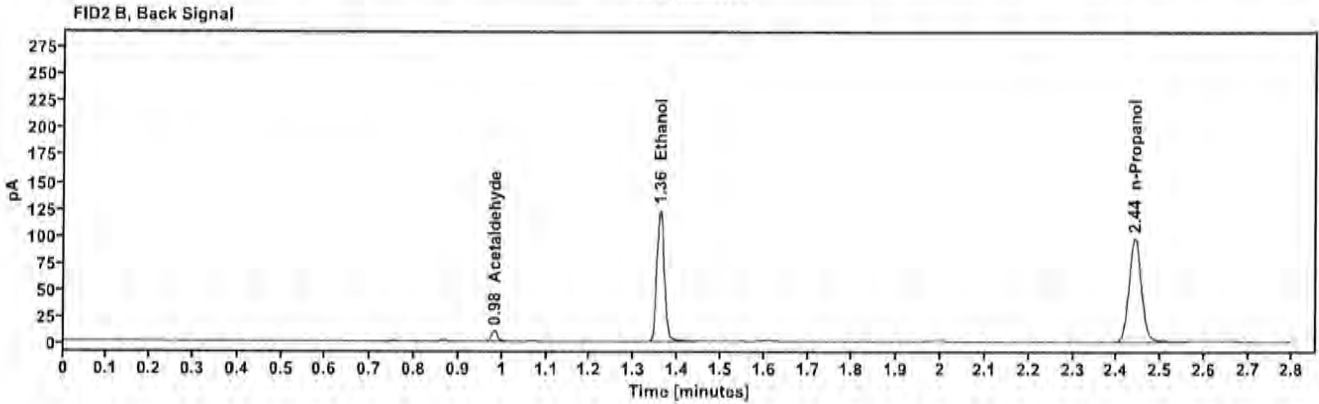
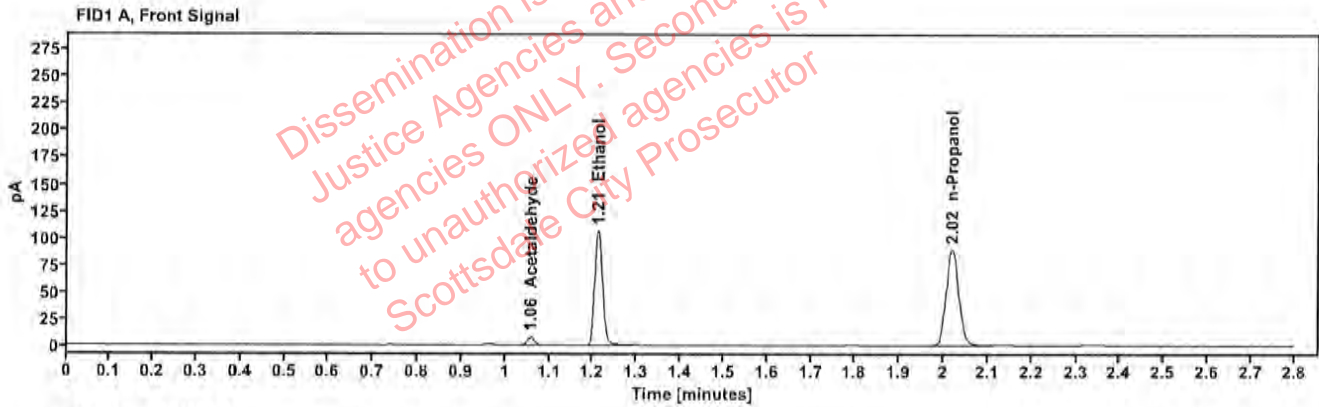


Table 1: FID 1 A (column DB-ALC1)

Compound	Amount (g/100mL)	Time (min)	Peak Area
Acetaldehyde	---	1.057	8.315
>Ethanol	0.2168	1.211	135.071
n-Propanol	---	2.019	177.487

Table 2: FID 2 B (column DB-ALC2)

Compound	Time (min)	Peak Area
Acetaldehyde	0.982	9.405
Ethanol	1.359	148.432
n-Propanol	2.441	193.234

Scottsdale Police Department Crime Lab Volatiles Analysis

Sample:	1252731	Vial:	11
Description:	[REDACTED]	LIMS ID:	[REDACTED]
Method:	ethanol quant.M	Sequence:	08May24
Instrument:	US14173023 CN14160045	Injection date:	5/8/2024 12:03:09 PM
Data file:	C:\Chem32\1\Data\08May24\11.D	Analyst:	Canonico

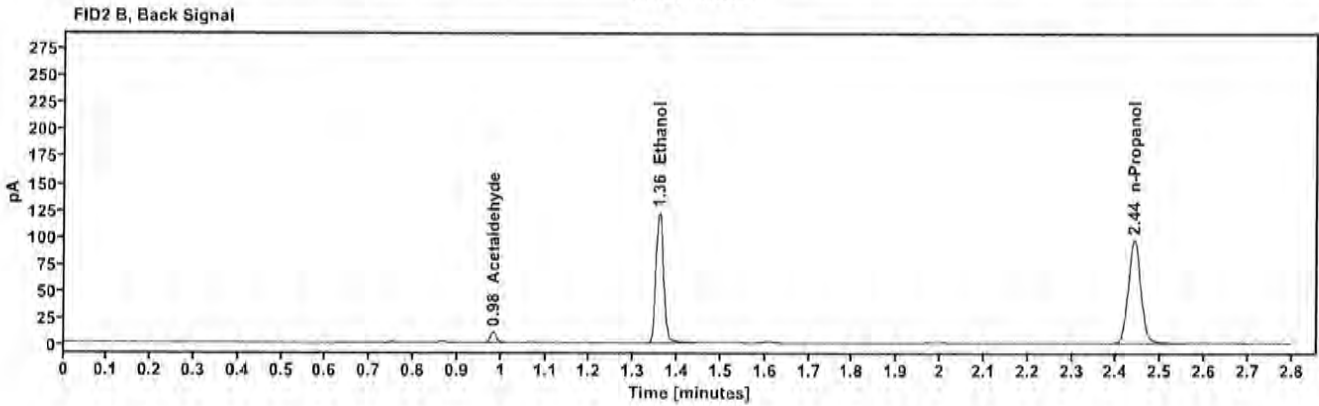
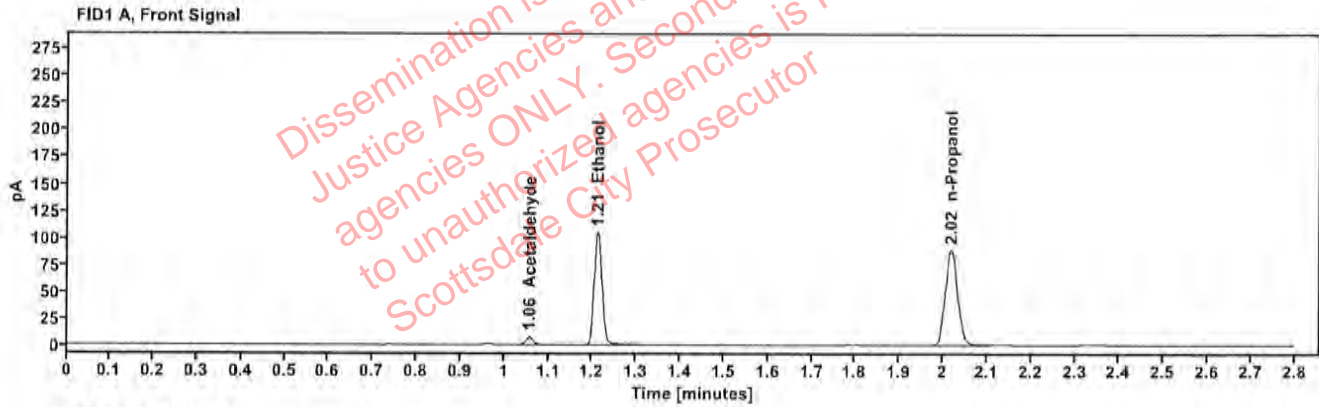


Table 1: FID 1 A (column DB-ALC1)

Compound	Amount (g/100mL)	Time (min)	Peak Area
Acetaldehyde	—	1.057	8.340
>Ethanol	0.2151	1.211	133.115
n-Propanol	—	2.019	176.324

Table 2: FID 2 B (column DB-ALC2)

Compound	Time (min)	Peak Area
Acetaldehyde	0.982	9.431
Ethanol	1.358	145.978
n-Propanol	2.440	191.853

[REDACTED] : Canonico, Erika - (09-May-2024)

Case: [REDACTED] User: ecanonico 5/9/2024

Scottsdale Police Department Crime Lab Volatiles Analysis

Sample:	2408686-2	Vial:	12
Description:	[REDACTED]	LIMS ID:	[REDACTED]
Method:	ethanol quant.M	Sequence:	08May24
Instrument:	US14173023 CN14160045	Injection date:	5/8/2024 12:07:09 PM
Data file:	C:\Chem32\1\Data\08May24\12.D	Analyst:	Canonico

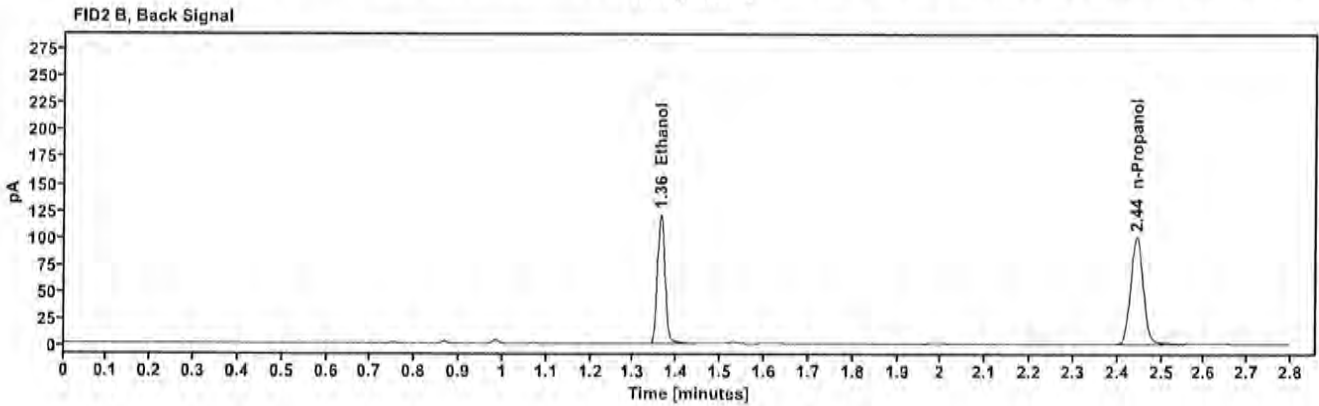
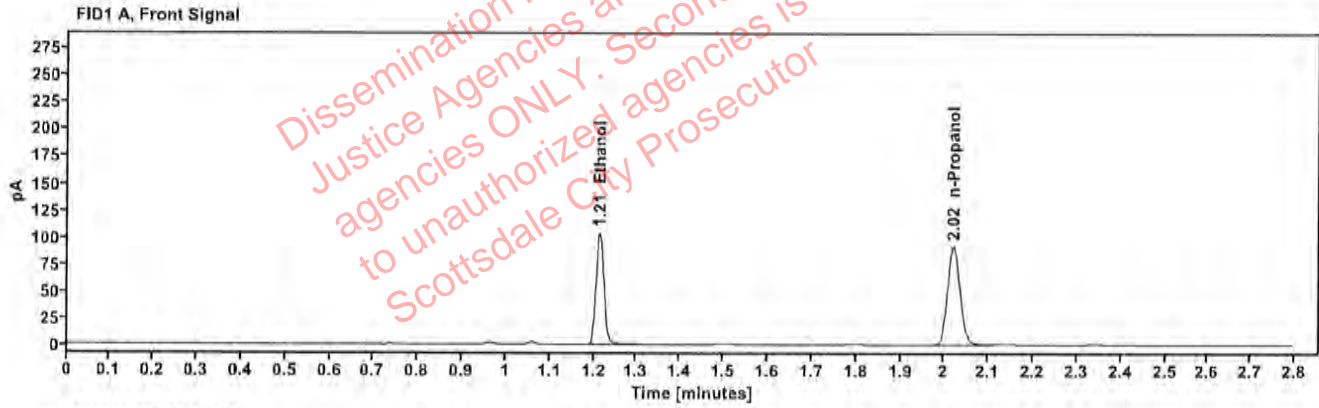


Table 1: FID 1 A (column DB-ALC1)

Compound	Amount (g/100mL)	Time (min)	Peak Area
>Ethanol	0.2071	1.213	132.959
n-Propanol	—	2.021	183.005

Table 2: FID 2 B (column DB-ALC2)

Compound	Time (min)	Peak Area
Ethanol	1.362	146.049
n-Propanol	2.443	198.650

Scottsdale Police Department Crime Lab Volatiles Analysis

Sample:	2408686-2	Vial:	13
Description:	██████████	LIMS ID:	██████████
Method:	ethanol quant.M	Sequence:	08May24
Instrument:	US14173023 CN14160045	Injection date:	5/8/2024 12:11:25 PM
Data file:	C:\Chem32\1\Data\08May24\13.D	Analyst:	Canonico

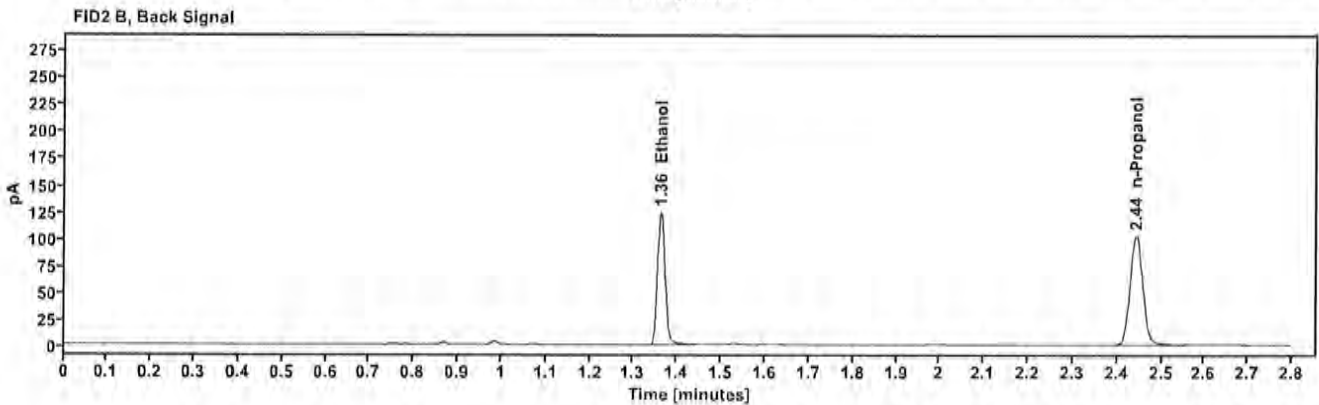
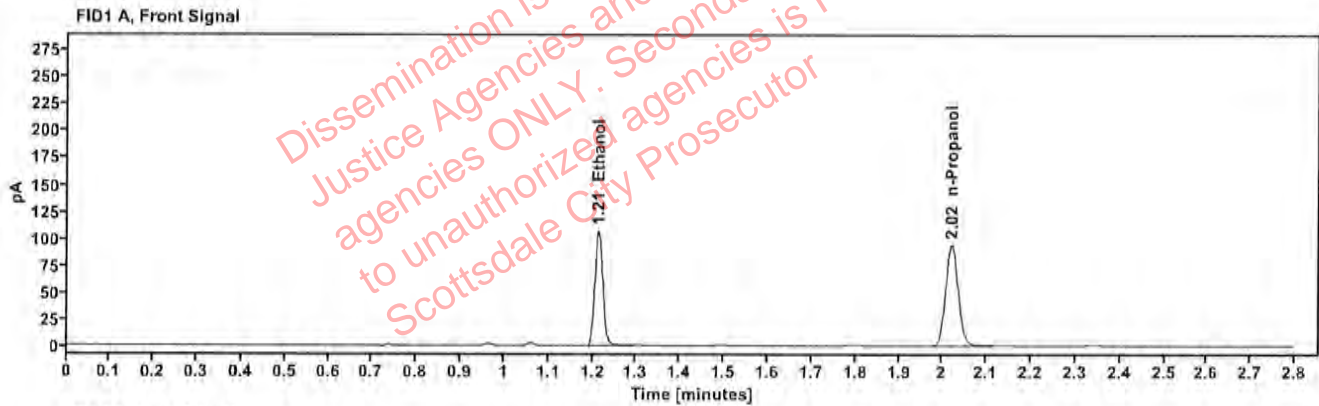


Table 1: FID 1 A (column DB-ALC1)

Compound	Amount (g/100mL)	Time (min)	Peak Area
>Ethanol	0.2076	1.213	136.648
n-Propanol	---	2.021	187.557

Table 2: FID 2 B (column DB-ALC2)

Compound	Time (min)	Peak Area
Ethanol	1.362	149.961
n-Propanol	2.443	203.638

Scottsdale Police Department Crime Lab Volatiles Analysis

Sample:	2408968-2	Vial:	14
Description:	██████████	LIMS ID:	██████████
Method:	ethanol quant.M	Sequence:	08May24
Instrument:	US14173023 CN14160045	Injection date:	5/8/2024 12:15:24 PM
Data file:	C:\Chem32\1\Data\08May24\14.D	Analyst:	Canonico

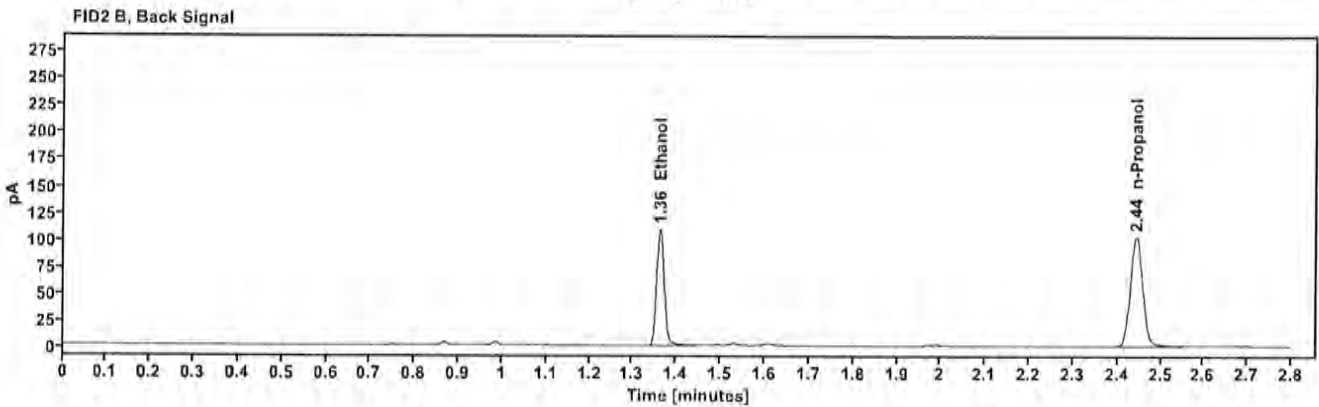
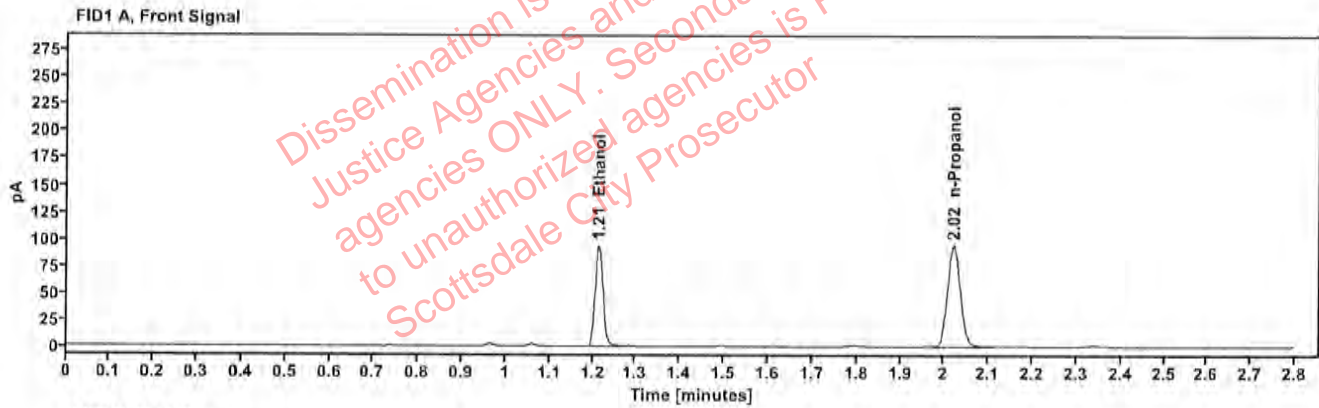


Table 1: FID 1 A (column DB-ALC1)

Compound	Amount (g/100mL)	Time (min)	Peak Area
>Ethanol	0.1808	1.213	119.806
n-Propanol	---	2.021	188.995

Table 2: FID 2 B (column DB-ALC2)

Compound	Time (min)	Peak Area
Ethanol	1.362	131.792
n-Propanol	2.443	202.882

[REDACTED]: Canonico, Erika - (09-May-2024)

Case: [REDACTED] User: ecanonico 5/9/2024

Scottsdale Police Department Crime Lab Volatiles Analysis

Sample:	2408968-2	Vial:	15
Description:	[REDACTED]	LIMS ID:	[REDACTED]
Method:	ethanol quant.M	Sequence:	08May24
Instrument:	US14173023 CN14160045	Injection date:	5/8/2024 12:19:25 PM
Data file:	C:\Chem32\1\Data\08May24\15.D	Analyst:	Canonico

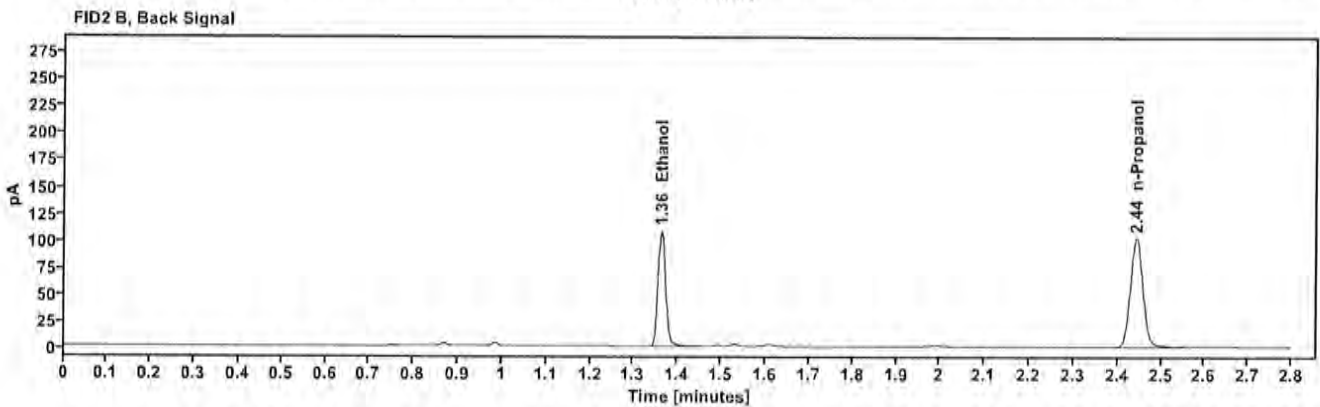
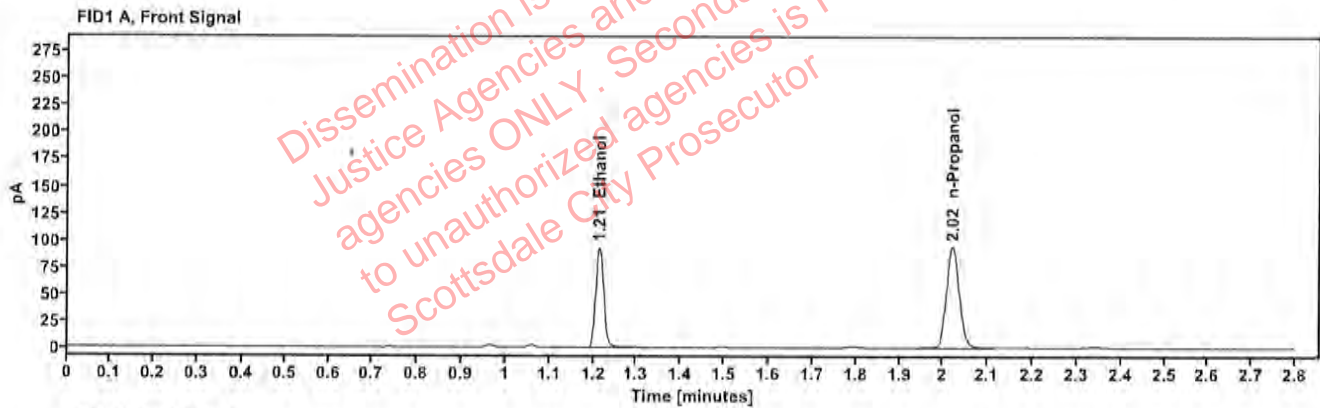


Table 1: FID 1 A (column DB-ALC1)

Compound	Amount (g/100mL)	Time (min)	Peak Area
>Ethanol	0.1799	1.214	118.903
n-Propanol	---	2.021	188.567

Table 2: FID 2 B (column DB-ALC2)

Compound	Time (min)	Peak Area
Ethanol	1.362	130.900
n-Propanol	2.443	201.840

Scottsdale Police Department Crime Lab Volatiles Analysis

Sample:	2409052-2	Vial:	16
Description:	██████████	LIMS ID:	██████████
Method:	ethanol quant.M	Sequence:	08May24
Instrument:	US14173023 CN14160045	Injection date:	5/8/2024 12:23:24 PM
Data file:	C:\Chem32\1\Data\08May24\16.D		

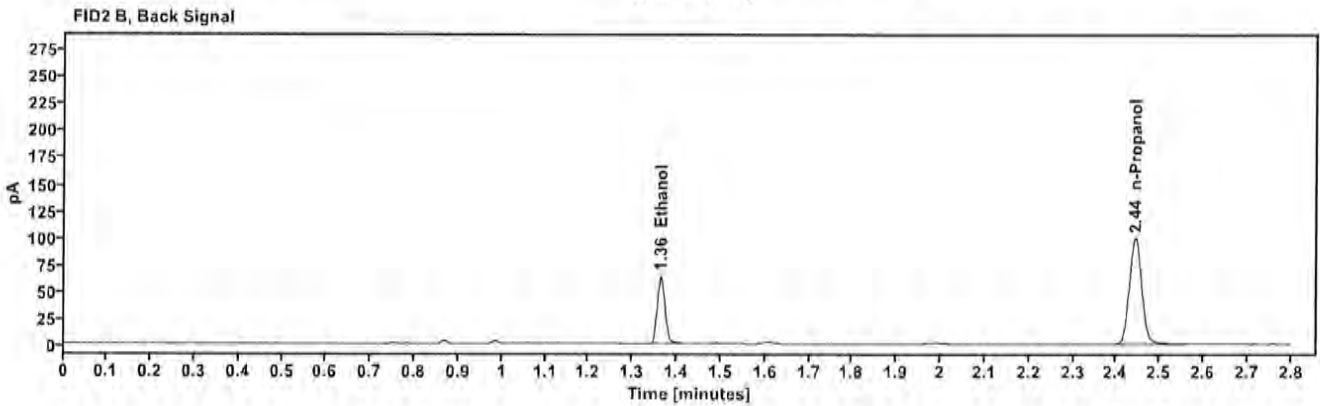
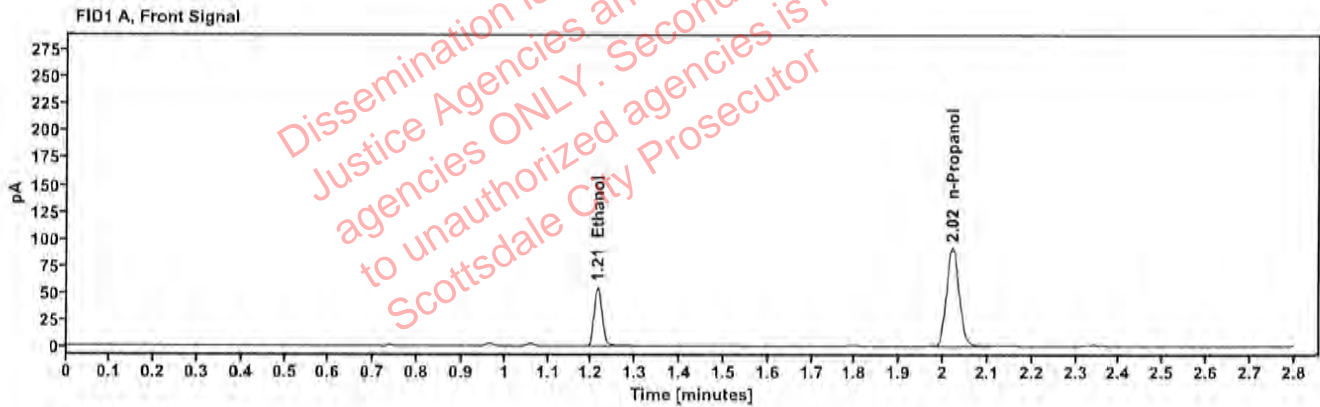


Table 1: FID 1 A (column DB-ALC1)

Compound	Amount (g/100mL)	Time (min)	Peak Area
>Ethanol	0.1102	1.214	70.175
n-Propanol	—	2.021	182.641

Table 2: FID 2 B (column DB-ALC2)

Compound	Time (min)	Peak Area
Ethanol	1.363	77.104
n-Propanol	2.443	197.387

Scottsdale Police Department Crime Lab Volatiles Analysis

Sample:	2409052-2	Vial:	17
Description:	[REDACTED]	LIMS ID:	[REDACTED]
Method:	ethanol quant.M	Sequence:	08May24
Instrument:	US14173023 CN14160045	Injection date:	5/8/2024 12:27:25 PM
Data file:	C:\Chem32\1\Data\08May24\17.D	Analyst:	Canonico

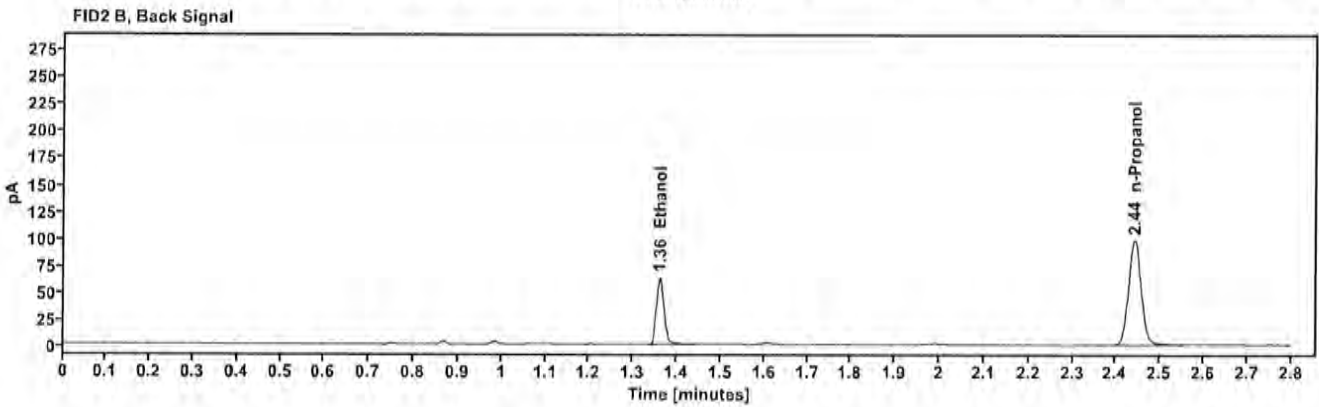
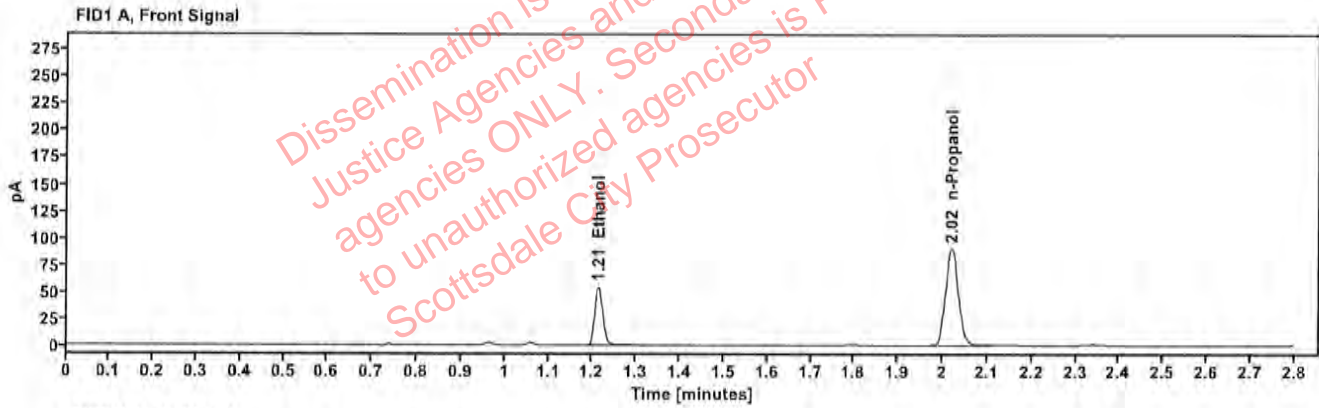


Table 1: FID 1 A (column DB-ALC1)

Compound	Amount (g/100mL)	Time (min)	Peak Area
>Ethanol	0.1097	1.213	69.009
n-Propanol	—	2.020	180.449

Table 2: FID 2 B (column DB-ALC2)

Compound	Time (min)	Peak Area
Ethanol	1.361	75.840
n-Propanol	2.442	194.955

[REDACTED] : Canonico, Erika - (09-May-2024)

Case: [REDACTED] User: ecanonico 5/9/2024

Scottsdale Police Department Crime Lab Volatiles Analysis

Sample:	2409059-2	Vial:	18
Description:	[REDACTED]	LIMS ID:	[REDACTED]
Method:	ethanol quant.M	Sequence:	08May24
Instrument:	US14173023 CN14160045	Injection date:	5/8/2024 12:31:24 PM
Data file:	C:\Chem32\1\Data\08May24\18.D	Analyst:	Canonico

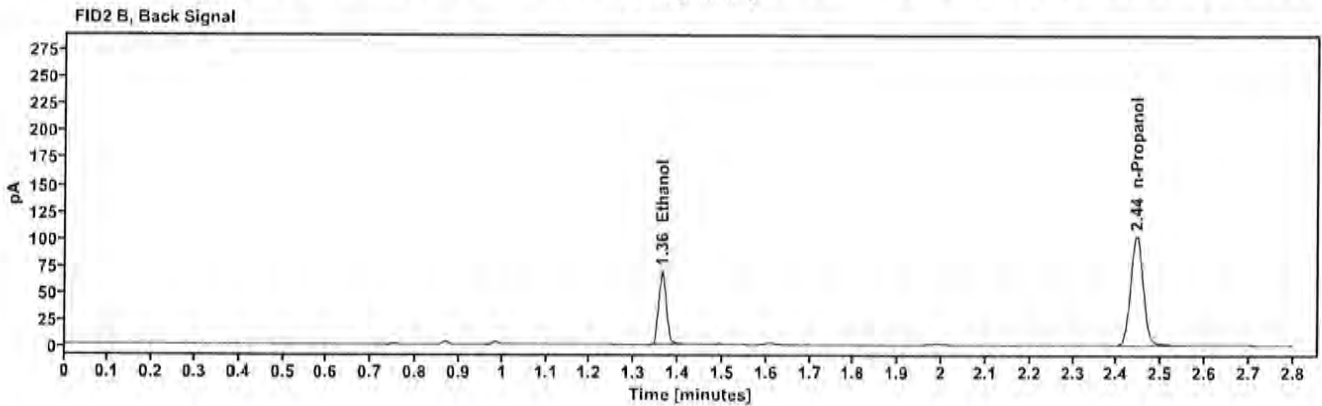
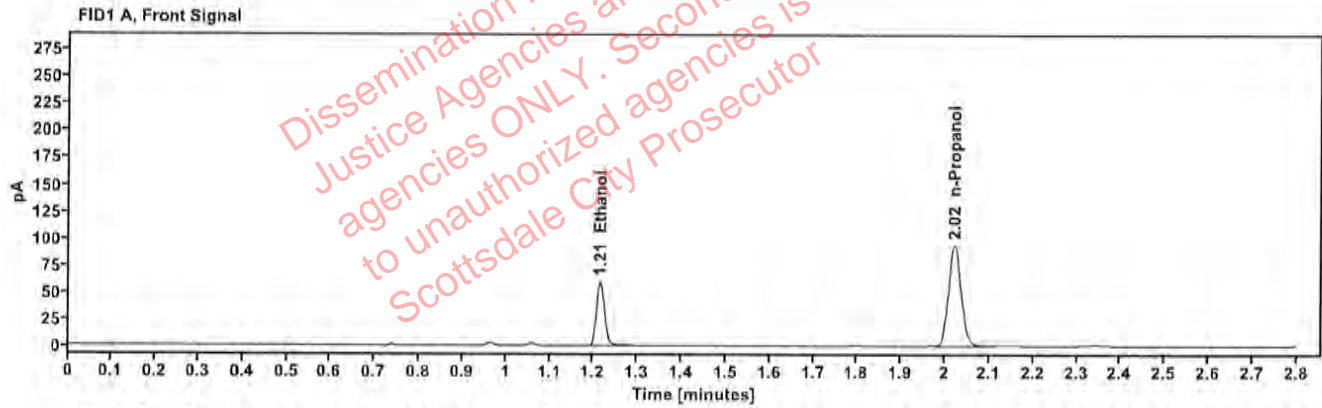


Table 1: FID 1 A (column DB-ALC1)

Compound	Amount (g/100mL)	Time (min)	Peak Area
>Ethanol	0.1157	1.214	75.954
n-Propanol	—	2.021	188.189

Table 2: FID 2 B (column DB-ALC2)

Compound	Time (min)	Peak Area
Ethanol	1.363	83.513
n-Propanol	2.444	203.458

Scottsdale Police Department Crime Lab Volatiles Analysis

Sample:	2409059-2	Vial:	19
Description:	[REDACTED]	LIMS ID:	[REDACTED]
Method:	ethanol quant.M	Sequence:	08May24
Instrument:	US14173023 CN14160045	Injection date:	5/8/2024 12:35:40 PM
Data file:	C:\Chem32\1\Data\08May24\19.D	Analyst:	Canonico

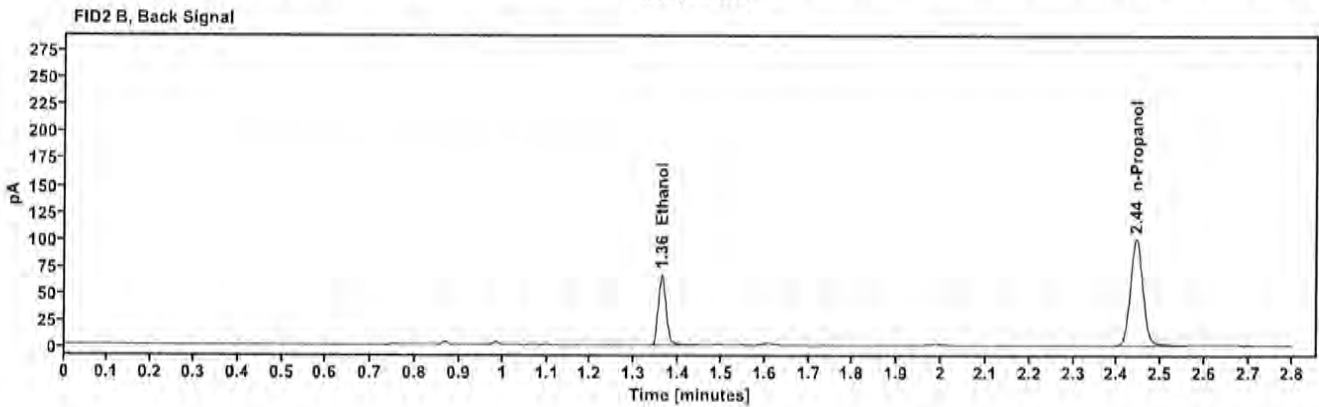
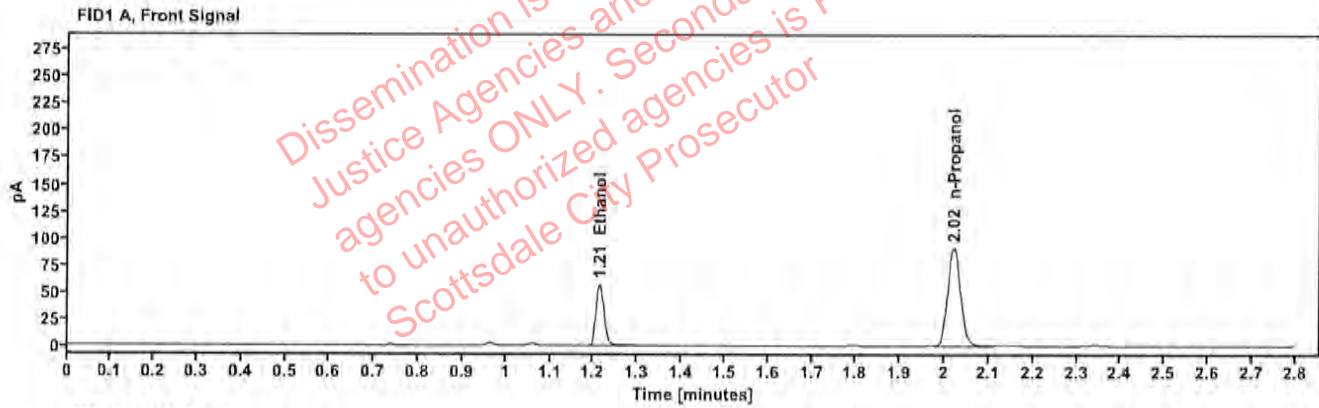


Table 1: FID 1 A (column DB-ALC1)

Compound	Amount (g/100mL)	Time (min)	Peak Area
>Ethanol	0.1148	1.213	73.350
n-Propanol	—	2.021	183.197

Table 2: FID 2 B (column DB-ALC2)

Compound	Time (min)	Peak Area
Ethanol	1.362	80.518
n-Propanol	2.443	197.802

Scottsdale Police Department Crime Lab Volatiles Analysis

Sample:	2409114-2	Vial:	21
Description:	██████████	LIMS ID:	██████████
Method:	ethanol quant.M	Sequence:	08May24
Instrument:	US14173023 CN14160045	Injection date:	5/8/2024 12:43:40 PM
Data file:	C:\Chem32\11\Data\08May24\21.D	Analyst:	Canonico

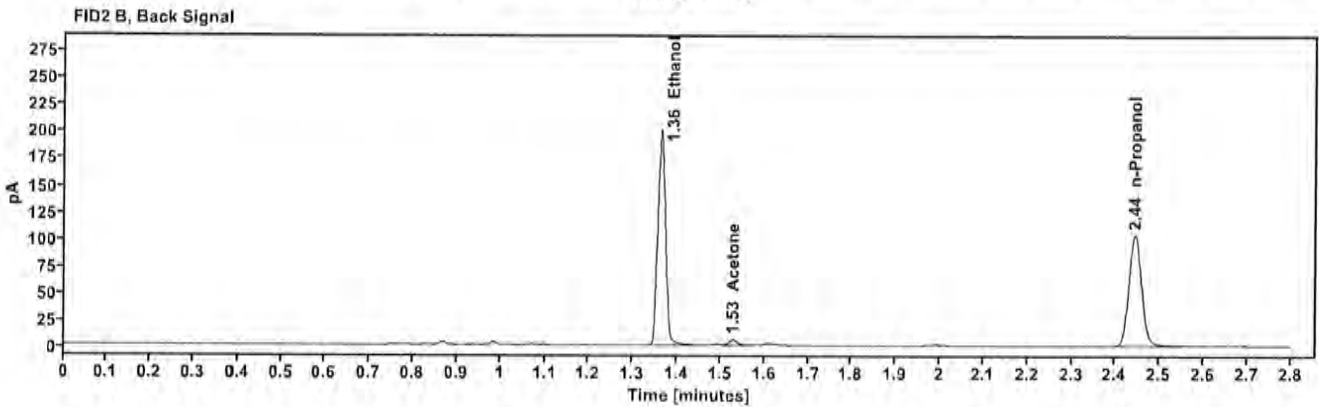
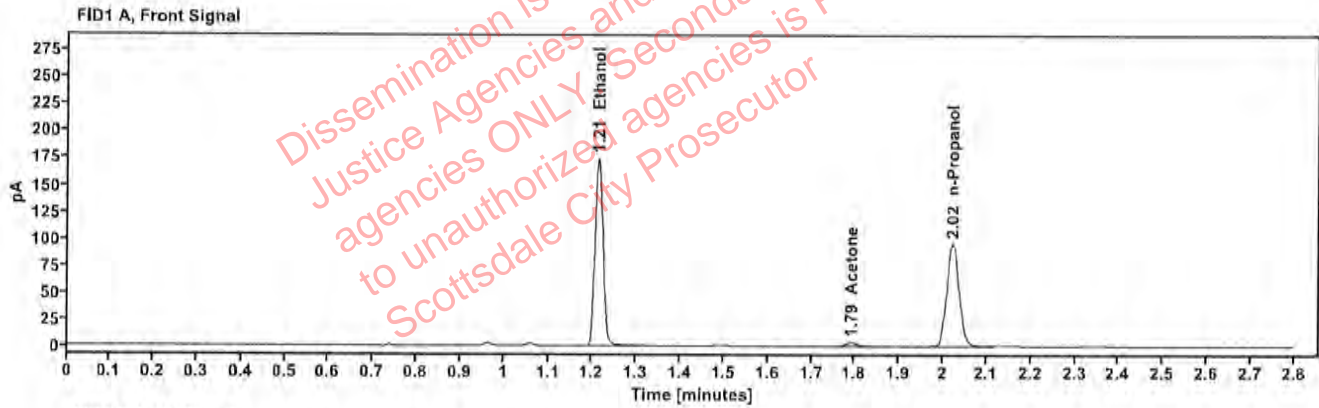


Table 1: FID 1 A (column DB-ALC1)

Compound	Amount (g/100mL)	Time (min)	Peak Area
>Ethanol	0.3311	1.213	222.079
Acetone	---	1.791	5.885
n-Propanol	---	2.021	190.641

Table 2: FID 2 B (column DB-ALC2)

Compound	Time (min)	Peak Area
Ethanol	1.363	245.722
Acetone	1.528	7.055
n-Propanol	2.444	204.917

Scottsdale Police Department Crime Lab Volatiles Analysis

Sample:	2409114-2	Vial:	22
Description:	██████████	LIMS ID:	██████████
Method:	ethanol quant.M	Sequence:	08May24
Instrument:	US14173023 CN14160045	Injection date:	5/8/2024 12:47:40 PM
Data file:	C:\Chem32\1\Data\08May24\22.D	Analyst:	Canonico

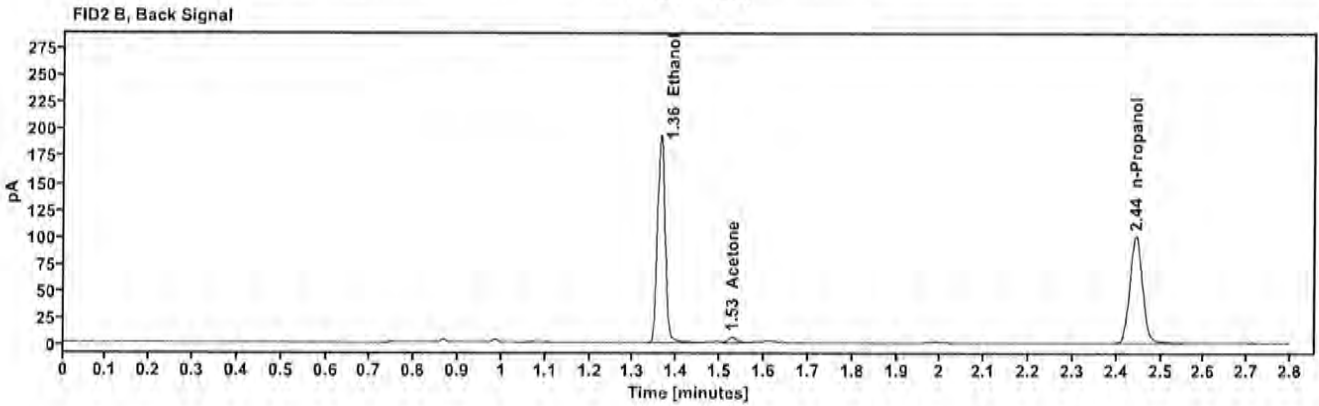
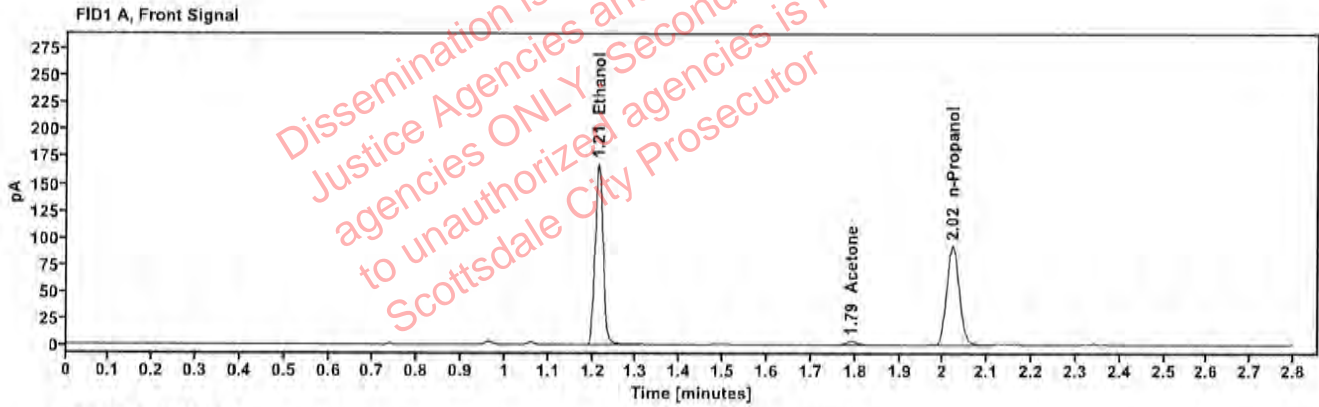


Table 1: FID 1 A (column DB-ALC1)

Compound	Amount (g/100mL)	Time (min)	Peak Area
>Ethanol	0.3298	1.213	214.322
Acetone	---	1.791	5.778
n-Propanol	---	2.021	184.710

Table 2: FID 2 B (column DB-ALC2)

Compound	Time (min)	Peak Area
Ethanol	1.362	237.080
Acetone	1.528	6.885
n-Propanol	2.444	198.365

Scottsdale Police Department Crime Lab Volatiles Analysis

Sample:	2409120-2	Vial:	23
Description:	[REDACTED]	LIMS ID:	[REDACTED]
Method:	ethanol quant.M	Sequence:	08May24
Instrument:	US14173023 CN14160045	Injection date:	5/8/2024 12:51:39 PM
Data file:	C:\Chem32\1\Data\08May24\23.D	Analyst:	Canonico

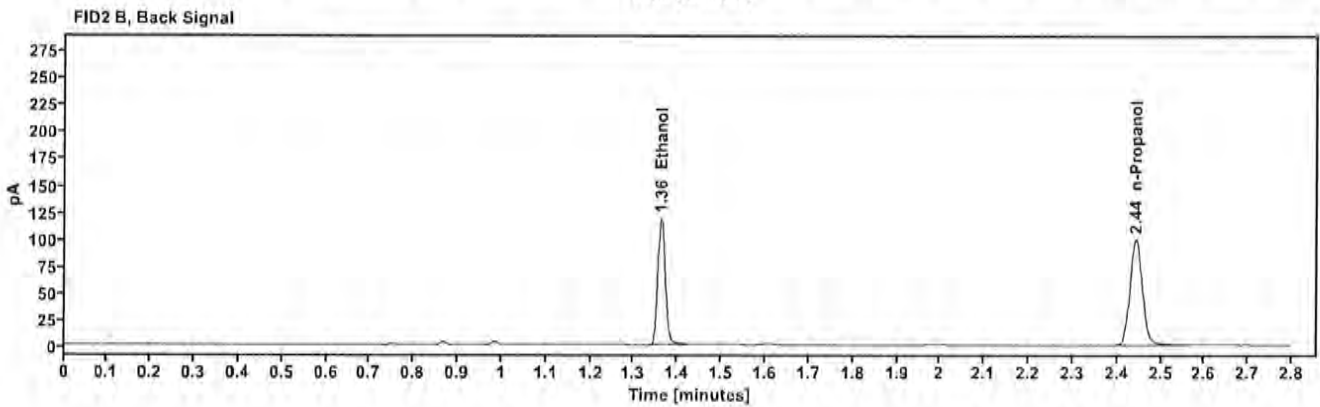
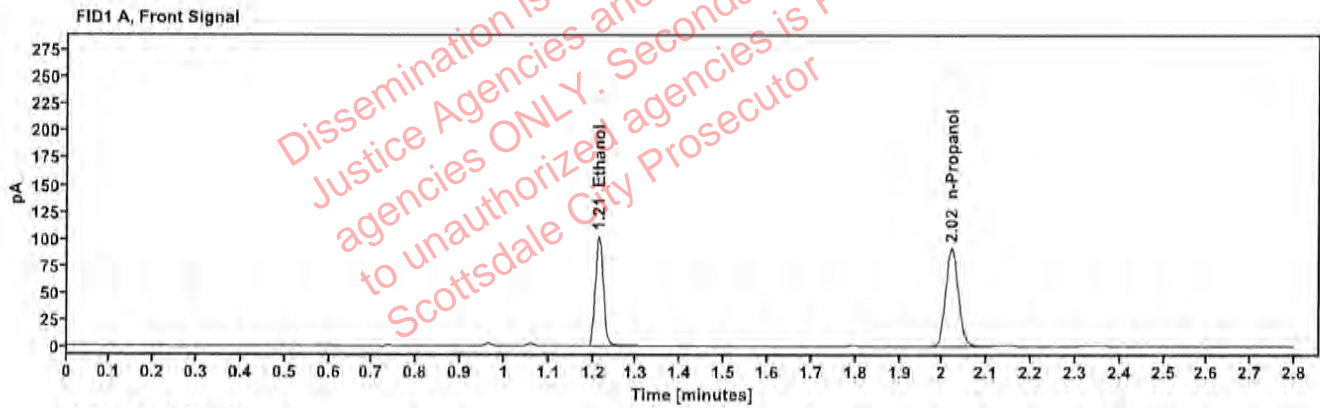


Table 1: FID 1 A (column DB-ALC1)

Compound	Amount (g/100mL)	Time (min)	Peak Area
>Ethanol	0.2052	1.213	130.443
n-Propanol	-----	2.020	181.156

Table 2: FID 2 B (column DB-ALC2)

Compound	Time (min)	Peak Area
Ethanol	1.362	143.198
n-Propanol	2.443	196.798

Scottsdale Police Department Crime Lab Volatiles Analysis

Sample:	2409120-2	Vial:	24
Description:	[REDACTED]	LIMS ID:	[REDACTED]
Method:	ethanol quant.M	Sequence:	08May24
Instrument:	US14173023 CN14160045	Injection date:	5/8/2024 12:55:39 PM
Data file:	C:\Chem32\1\Data\08May24\24.D	Analyst:	Canonico

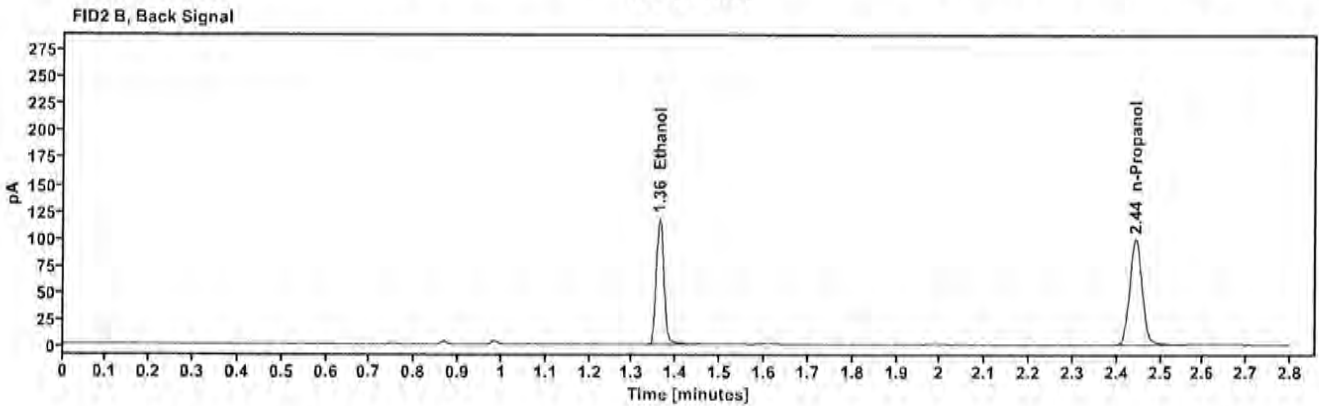
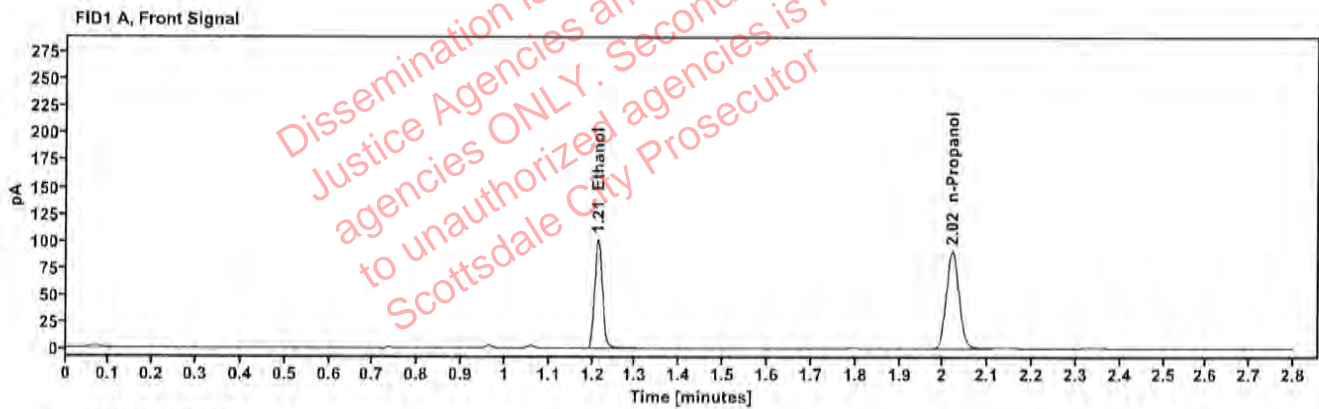


Table 1: FID 1 A (column DB-ALC1)

Compound	Amount (g/100mL)	Time (min)	Peak Area
>Ethanol	0.2049	1.213	129.674
n-Propanol	---	2.020	180.398

Table 2: FID 2 B (column DB-ALC2)

Compound	Time (min)	Peak Area
Ethanol	1.361	142.550
n-Propanol	2.443	196.100

Scottsdale Police Department Crime Lab Volatiles Analysis

Sample:	2408978-1	Vial:	25
Description:	[REDACTED]	LIMS ID:	[REDACTED]
Method:	ethanol quant.M	Sequence:	08May24
Instrument:	US14173023 CN14160045	Injection date:	5/8/2024 12:59:54 PM
Data file:	C:\Chem32\1\Data\08May24\25.D	Analyst:	Canonico

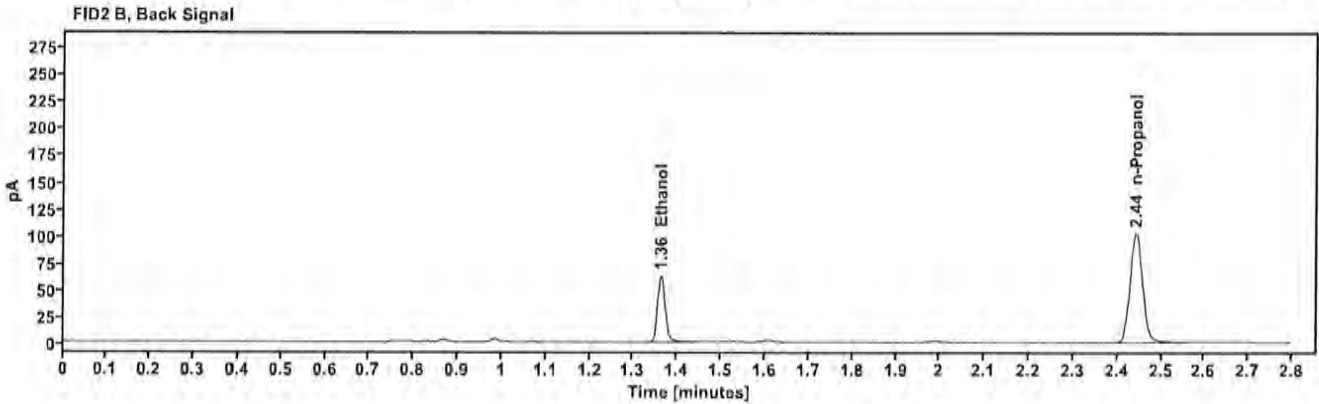
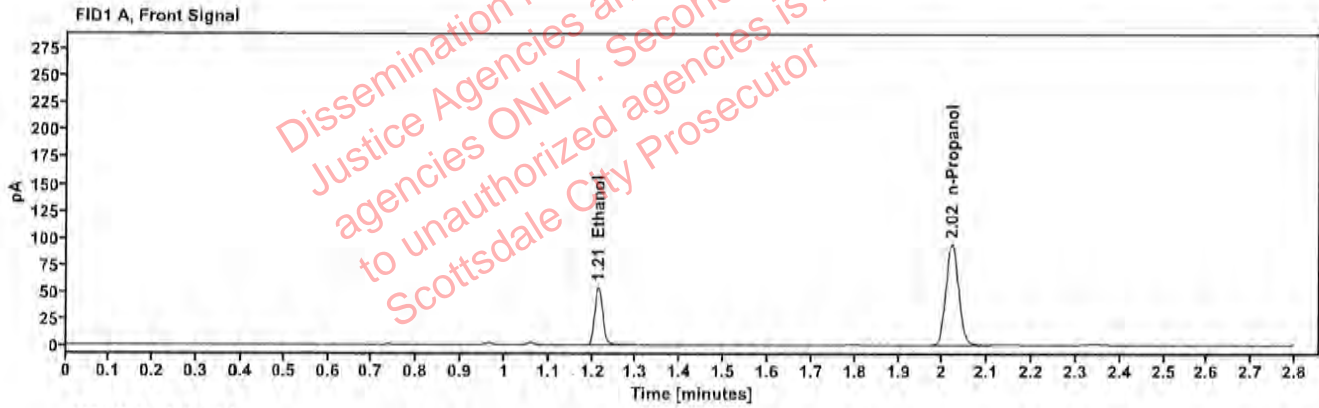


Table 1: FID 1 A (column DB-ALC1)

Compound	Amount (g/100mL)	Time (min)	Peak Area
>Ethanol	0.1051	1.214	69.283
n-Propanol	—	2.020	189.176

Table 2: FID 2 B (column DB-ALC2)

Compound	Time (min)	Peak Area
Ethanol	1.362	76.021
n-Propanol	2.443	204.263

Scottsdale Police Department Crime Lab Volatiles Analysis

Sample:	2408978-1	Vial:	26
Description:	[REDACTED]	LIMS ID:	[REDACTED]
Method:	ethanol quant.M	Sequence:	08May24
Instrument:	US14173023 CN14160045	Injection date:	5/8/2024 1:03:54 PM
Data file:	C:\Chem32\1\Data\08May24\26.D	Analyst:	Canonico

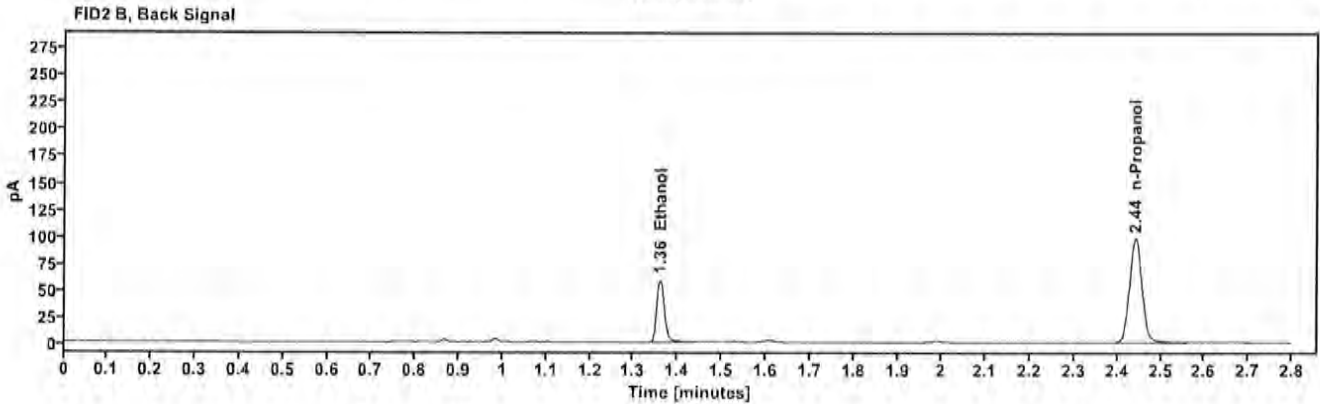
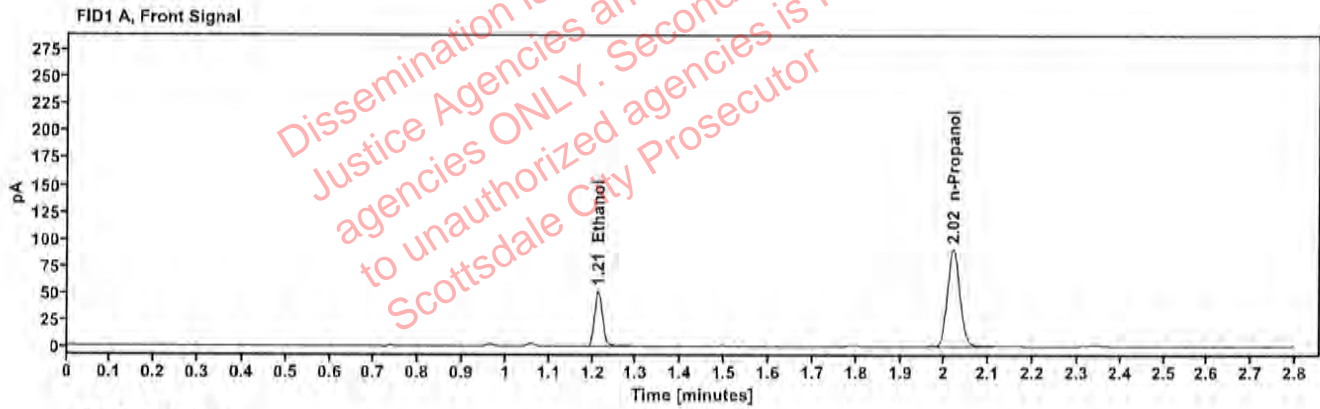


Table 1: FID 1 A (column DB-ALC1)

Compound	Amount (g/100mL)	Time (min)	Peak Area
>Ethanol	0.1034	1.212	65.103
n-Propanol	—	2.019	180.690

Table 2: FID 2 B (column DB-ALC2)

Compound	Time (min)	Peak Area
Ethanol	1.360	71.480
n-Propanol	2.441	195.065

Scottsdale Police Department Crime Lab Volatiles Analysis

Sample: 2409129-2	Vial: 27
Description: [REDACTED]	LIMS ID: [REDACTED]
Method: ethanol quant.M	Sequence: 08May24
Instrument: US14173023 CN14160045	Injection date: 5/8/2024 1:07:54 PM
Data file: C:\Chem32\1\Data\08May24\27.D	Analyst: Canonico

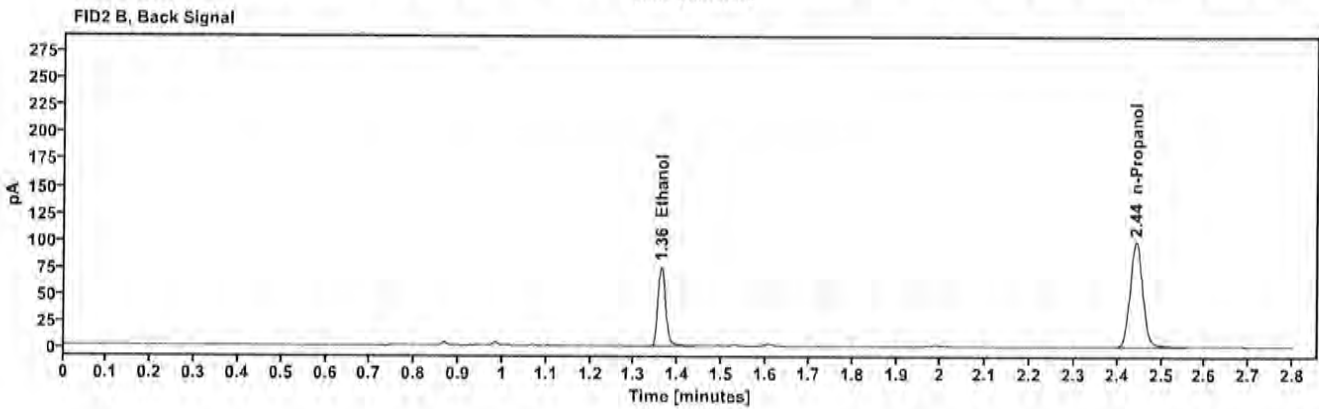
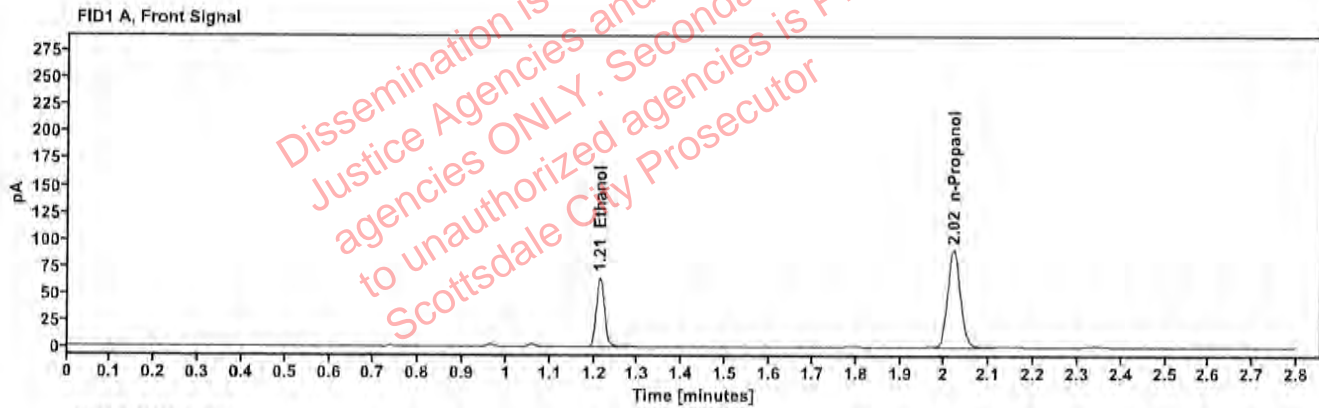


Table 1: FID 1 A (column DB-ALC1)

Compound	Amount (g/100mL)	Time (min)	Peak Area
>Ethanol	0.1302	1.213	82.579
n-Propanol	—	2.020	181.562

Table 2: FID 2 B (column DB-ALC2)

Compound	Time (min)	Peak Area
Ethanol	1.361	90.641
n-Propanol	2.443	195.899

Scottsdale Police Department Crime Lab Volatiles Analysis

Sample:	2409129-2	Vial:	28
Description:	[REDACTED]	LIMS ID:	[REDACTED]
Method:	ethanol quant.M	Sequence:	08May24
Instrument:	US14173023 CN14160045	Injection date:	5/8/2024 1:11:55 PM
Data file:	C:\Chem32\1\Data\08May24\28.D	Analyst:	Canonico

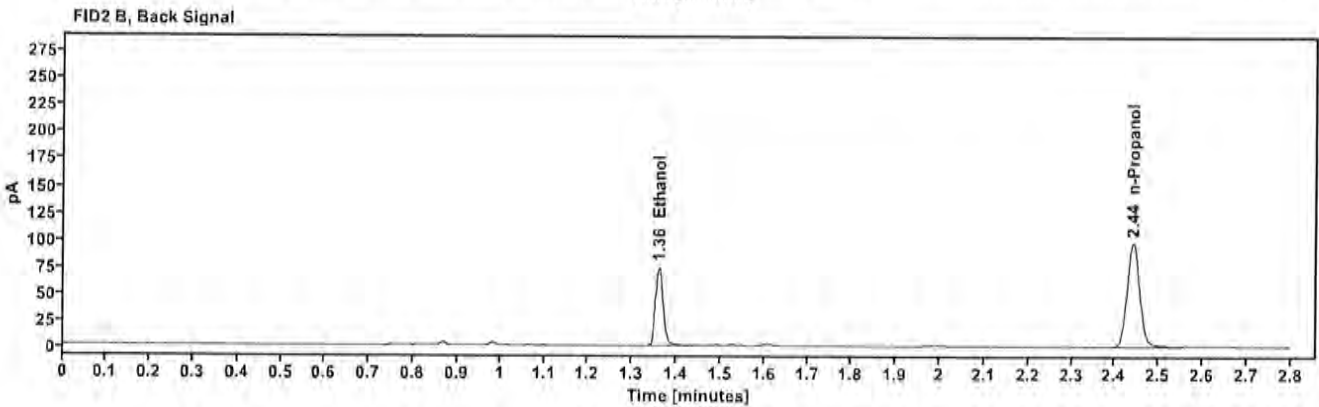
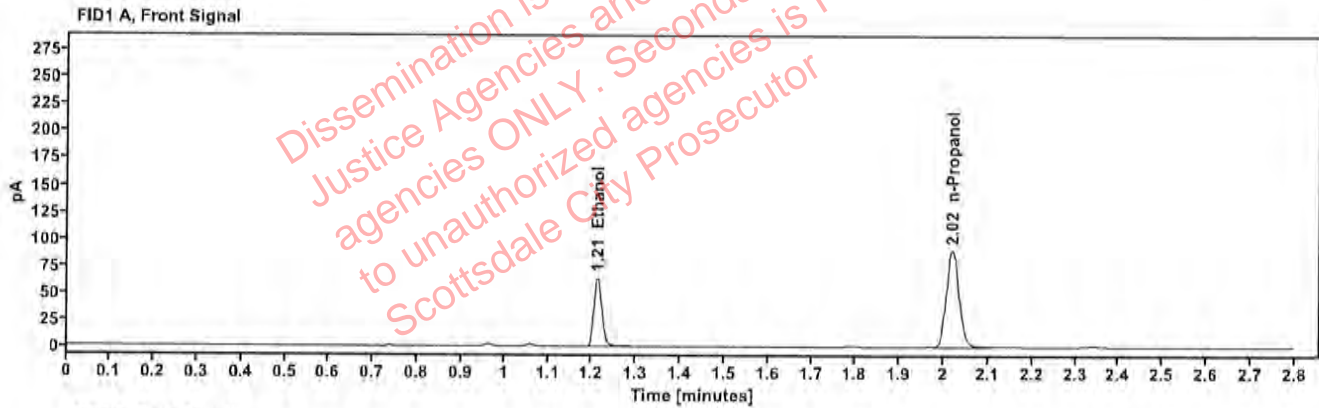


Table 1: FID 1 A (column DB-ALC1)

Compound	Amount (g/100mL)	Time (min)	Peak Area
>Ethanol	0.1295	1.212	81.509
n-Propanol	---	2.019	180.099

Table 2: FID 2 B (column DB-ALC2)

Compound	Time (min)	Peak Area
Ethanol	1.360	89.436
n-Propanol	2.441	194.391

Scottsdale Police Department Crime Lab Volatiles Analysis

Sample:	2409141-1	Vial:	29
Description:	[REDACTED]	LIMS ID:	[REDACTED]
Method:	ethanol quant.M	Sequence:	08May24
Instrument:	US14173023 CN14160045	Injection date:	5/8/2024 1:15:54 PM
Data file:	C:\Chem32\1\Data\08May24\29.D	Analyst:	Canonico

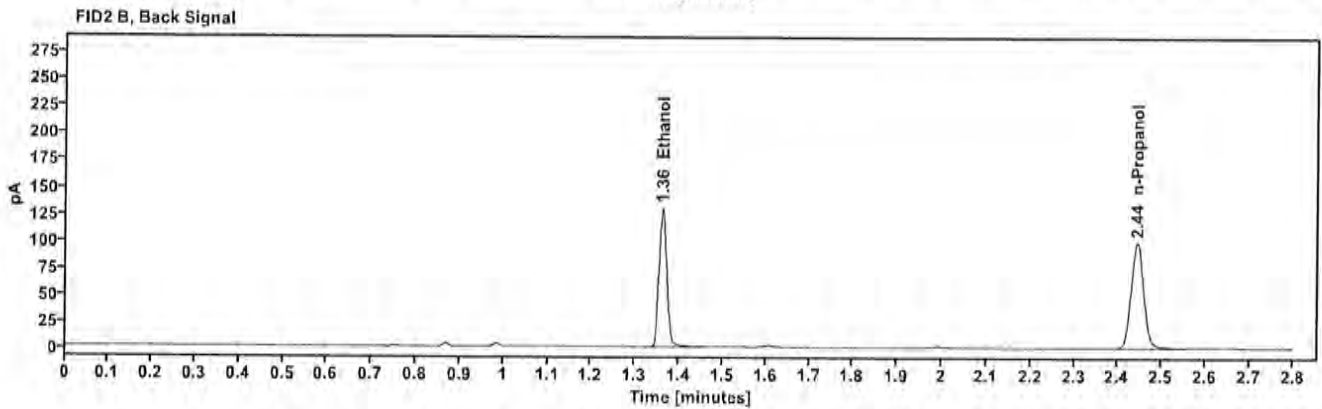
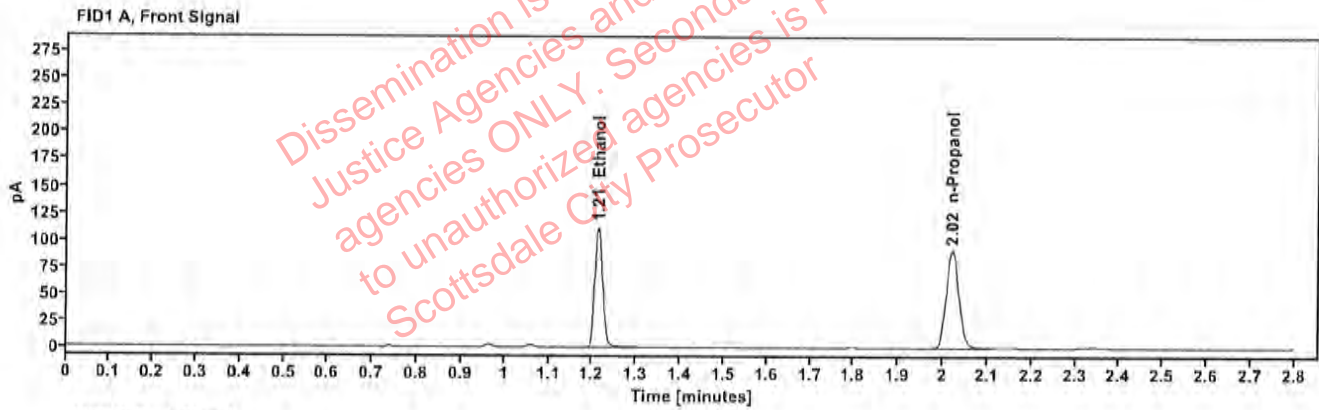


Table 1: FID 1 A (column DB-ALC1)

Compound	Amount (g/100mL)	Time (min)	Peak Area
>Ethanol	0.2253	1.213	142.758
n-Propanol	---	2.020	180.487

Table 2: FID 2 B (column DB-ALC2)

Compound	Time (min)	Peak Area
Ethanol	1.361	157.022
n-Propanol	2.443	196.140

Scottsdale Police Department Crime Lab Volatiles Analysis

Sample:	2409141-1	Vial:	30
Description:	[REDACTED]	LIMS ID:	[REDACTED]
Method:	ethanol quant.M	Sequence:	08May24
Instrument:	US14173023 CN14160045	Injection date:	5/8/2024 1:19:54 PM
Data file:	C:\Chem32\1\Data\08May24\30.D	Analyst:	Canonico

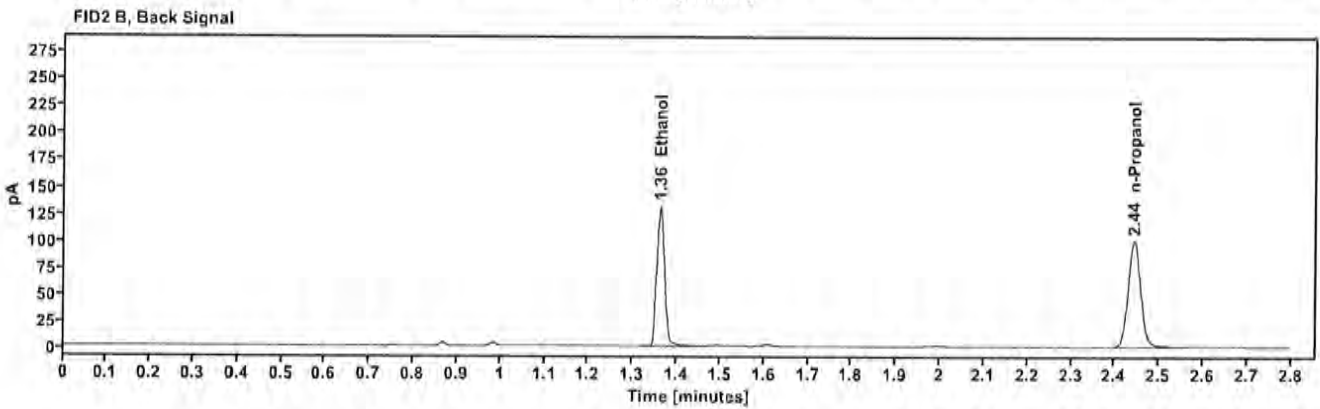
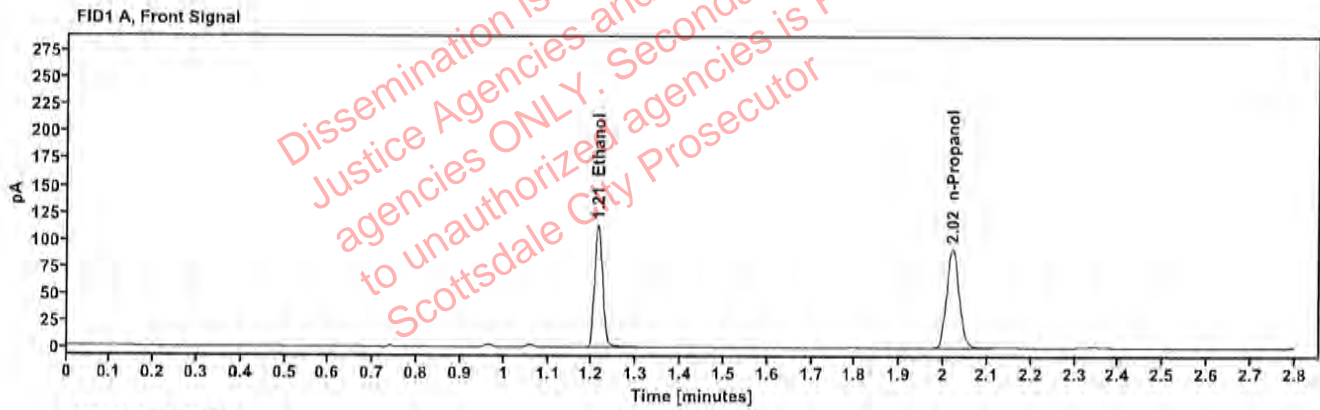


Table 1: FID 1 A (column DB-ALC1)

Compound	Amount (g/100mL)	Time (min)	Peak Area
>Ethanol	0.2242	1.213	144.741
n-Propanol	---	2.020	183.885

Table 2: FID 2 B (column DB-ALC2)

Compound	Time (min)	Peak Area
Ethanol	1.362	160.459
n-Propanol	2.443	198.809

Scottsdale Police Department Crime Lab Volatiles Analysis

Sample:	2409151-3	Vial:	32
Description:	██████████	LIMS ID:	██████████
Method:	ethanol quant.M	Sequence:	08May24
Instrument:	US14173023 CN14160045	Injection date:	5/8/2024 1:28:10 PM
Data file:	C:\Chem32\1\Data\08May24\32.D	Analyst:	Canonico

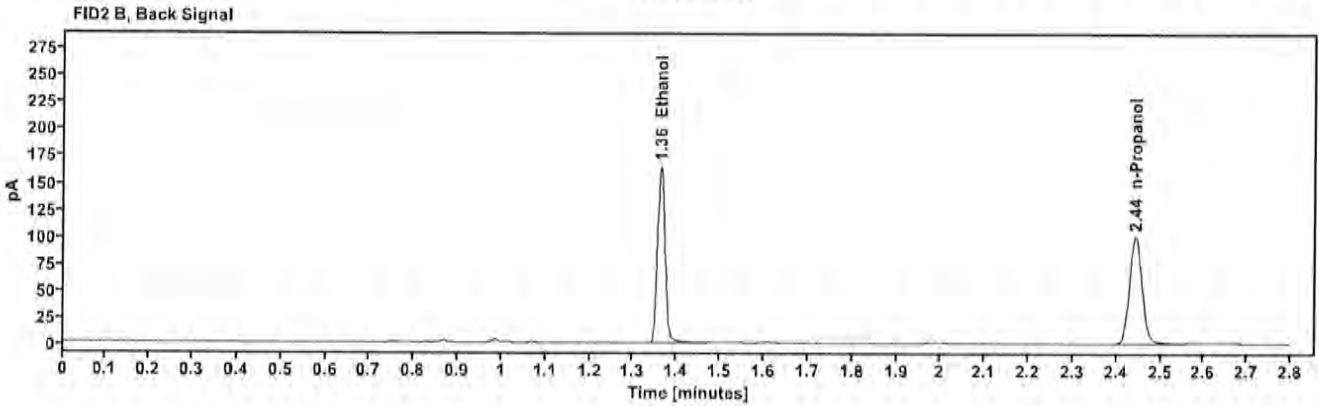
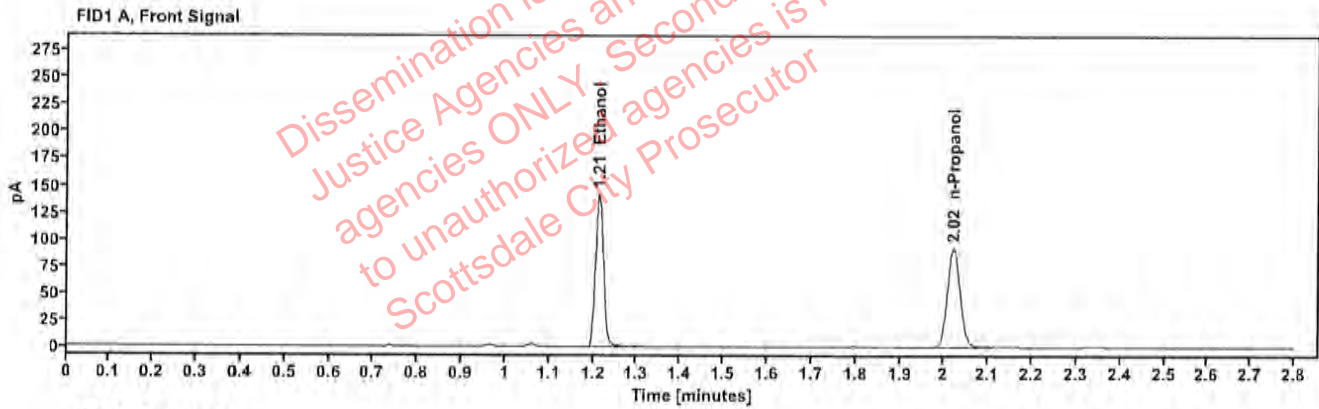


Table 1: FID 1 A (column DB-ALC1)

Compound	Amount (g/100mL)	Time (min)	Peak Area
>Ethanol	0.2805	1.213	181.354
n-Propanol	—	2.021	183.909

Table 2: FID 2 B (column DB-ALC2)

Compound	Time (min)	Peak Area
Ethanol	1.362	200.647
n-Propanol	2.443	199.334

Scottsdale Police Department Crime Lab Volatiles Analysis

Sample:	2409151-3	Vial:	33
Description:	[REDACTED]	LIMS ID:	[REDACTED]
Method:	ethanol quant.M	Sequence:	08May24
Instrument:	US14173023 CN14160045	Injection date:	5/8/2024 1:32:09 PM
Data file:	C:\Chem32\1\Data\08May24\33.D	Analyst:	Canonico

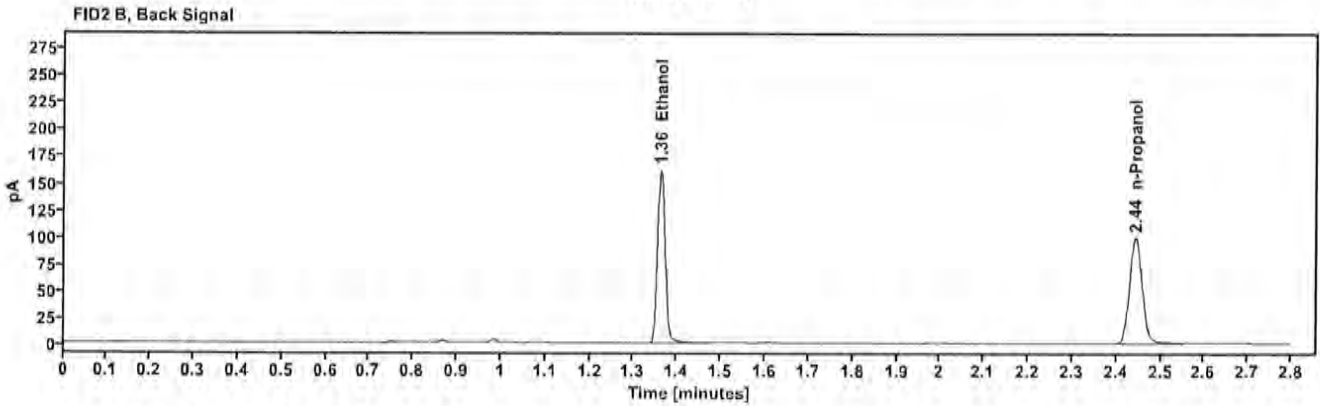
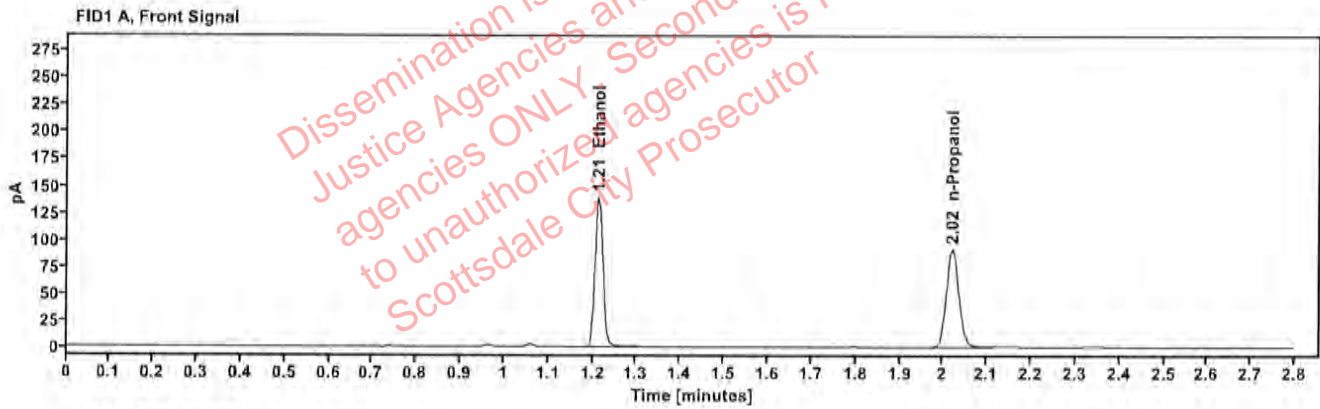


Table 1: FID 1 A (column DB-ALC1)

Compound	Amount (g/100mL)	Time (min)	Peak Area
>Ethanol	0.2790	1.213	177.650
n-Propanol	—	2.021	181.133

Table 2: FID 2 B (column DB-ALC2)

Compound	Time (min)	Peak Area
Ethanol	1.362	196.596
n-Propanol	2.443	196.189

[REDACTED]: Canonico, Erika - (09-May-2024)

Case: [REDACTED] User: ecanonico 5/9/2024

Scottsdale Police Department Crime Lab Volatiles Analysis

Sample:	2409150-2	Vial:	34
Description:	[REDACTED]	LIMS ID:	[REDACTED]
Method:	ethanol quant.M	Sequence:	08May24
Instrument:	US14173023 CN14160045	Injection date:	5/8/2024 1:36:09 PM
Data file:	C:\Chem32\1\Data\08May24\34.D	Analyst:	Canonico

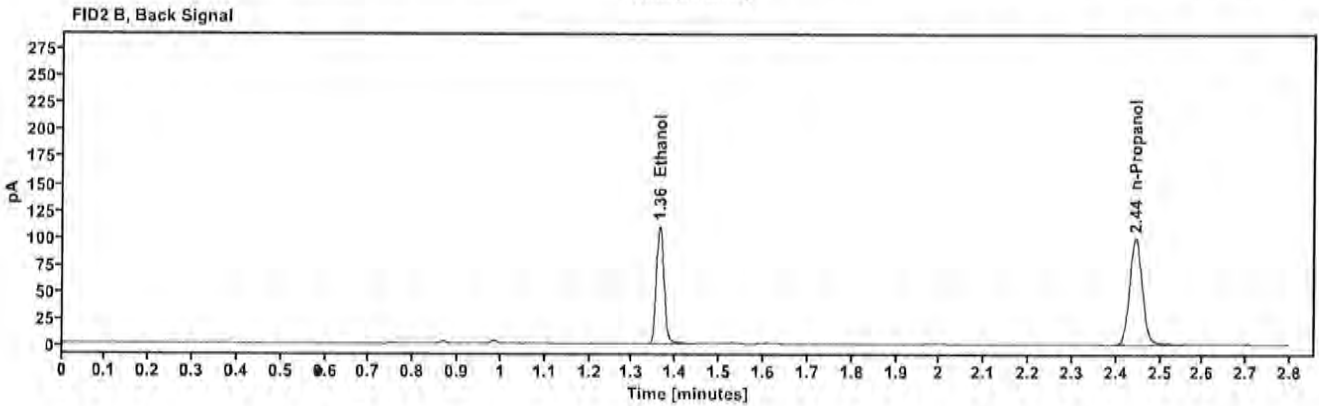
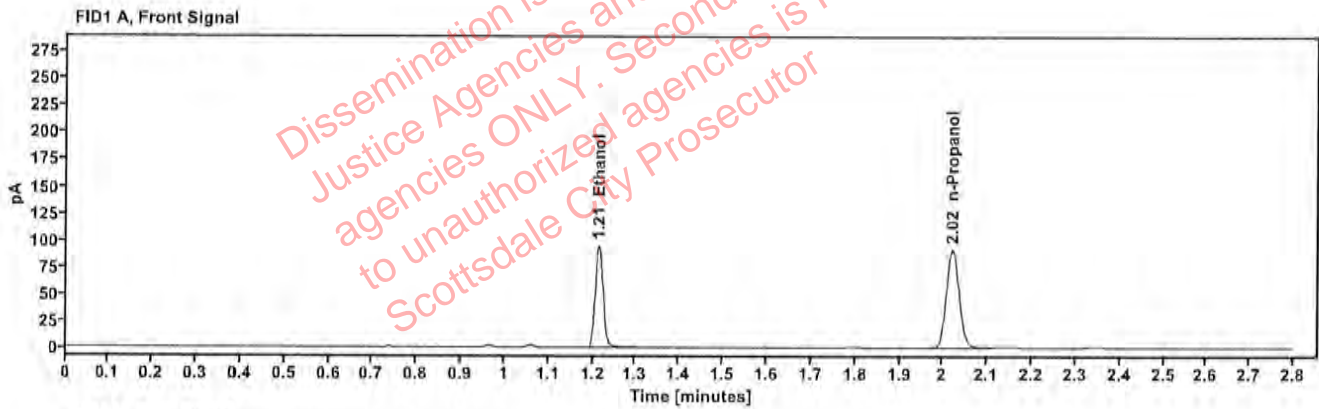


Table 1: FID 1 A (column DB-ALC1)

Compound	Amount (g/100mL)	Time (min)	Peak Area
>Ethanol	0.1901	1.214	121.557
n-Propanol	---	2.021	182.382

Table 2: FID 2 B (column DB-ALC2)

Compound	Time (min)	Peak Area
Ethanol	1.363	133.474
n-Propanol	2.444	197.810

Scottsdale Police Department Crime Lab Volatiles Analysis

Sample:	2409150-2	Vial:	35
Description:	[REDACTED]	LIMS ID:	[REDACTED]
Method:	ethanol quant.M	Sequence:	08May24
Instrument:	US14173023 CN14160045	Injection date:	5/8/2024 1:40:10 PM
Data file:	C:\Chem32\1\Data\08May24\35.D	Analyst:	Canonico

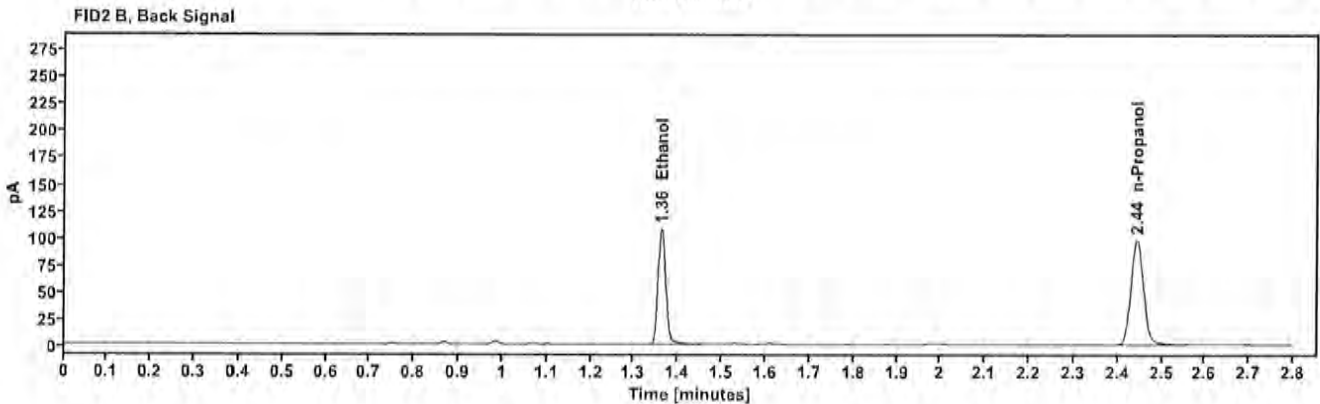
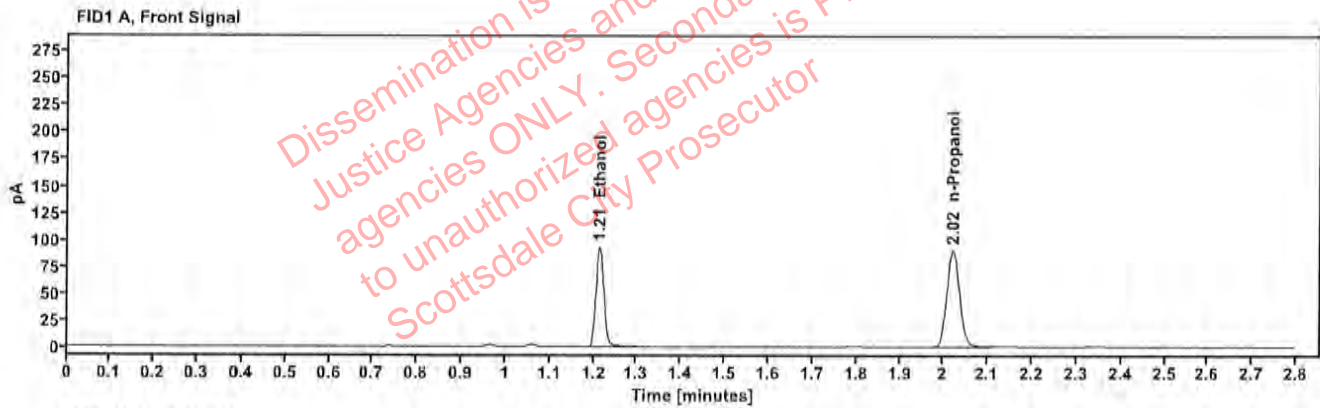


Table 1: FID 1 A (column DB-ALC1)

Compound	Amount (g/100mL)	Time (min)	Peak Area
>Ethanol	0.1885	1.213	118.656
n-Propanol	---	2.021	179.486

Table 2: FID 2 B (column DB-ALC2)

Compound	Time (min)	Peak Area
Ethanol	1.362	130.316
n-Propanol	2.443	194.768

Scottsdale Police Department Crime Lab Volatiles Analysis

Sample:	2409155-2	Vial:	36
Description:	[REDACTED]	LIMS ID:	[REDACTED]
Method:	ethanol quant.M	Sequence:	08May24
Instrument:	US14173023 CN14160045	Injection date:	5/8/2024 1:44:09 PM
Data file:	C:\Chem32\1\Data\08May24\36.D	Analyst:	Canonico

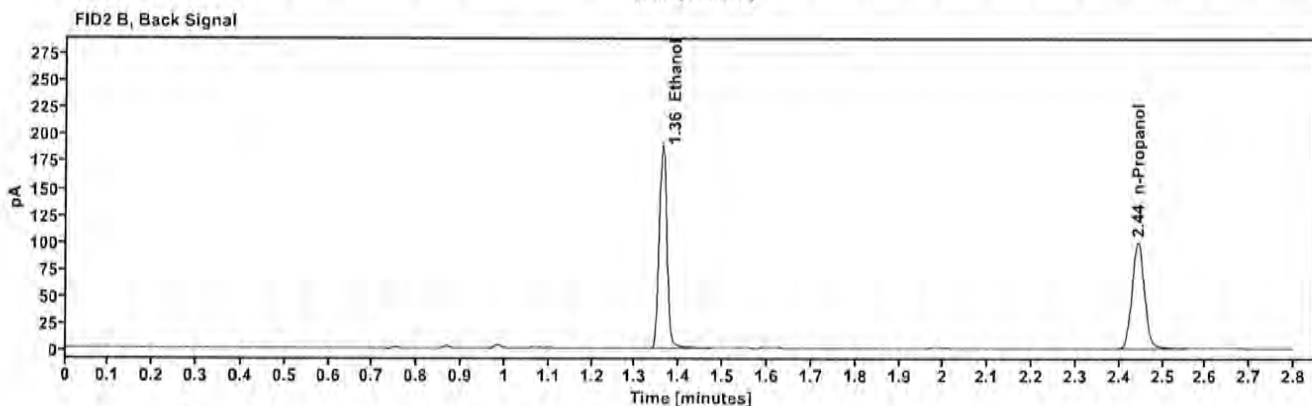
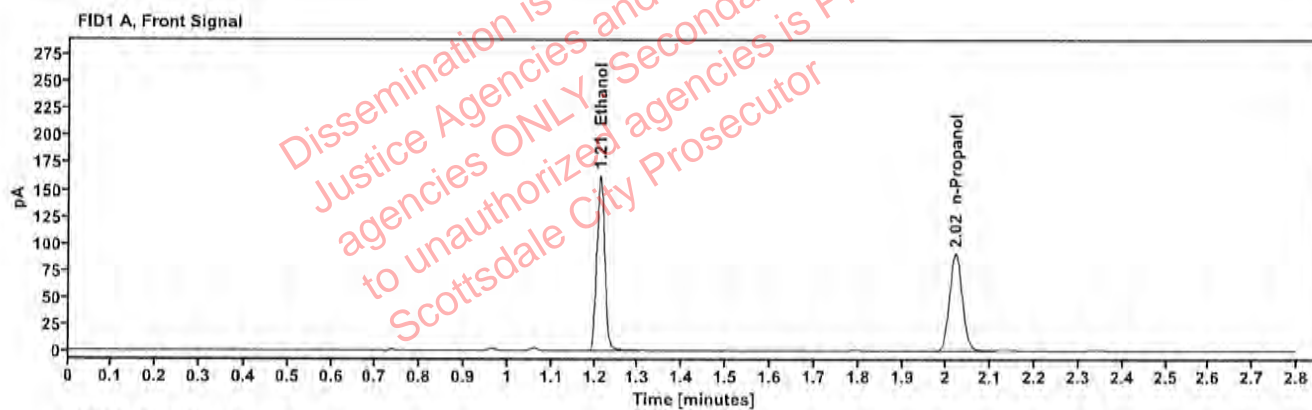


Table 1: FID 1 A (column DB-ALC1)

Compound	Amount (g/100mL)	Time (min)	Peak Area
>Ethanol	0.3258	1.212	207.944
n-Propanol	---	2.020	181.430

Table 2: FID 2 B (column DB-ALC2)

Compound	Time (min)	Peak Area
Ethanol	1.361	229.958
n-Propanol	2.442	196.447

Scottsdale Police Department Crime Lab Volatiles Analysis

Sample:	2409155-2	Vial:	37
Description:	[REDACTED]	LIMS ID:	[REDACTED]
Method:	ethanol quant.M	Sequence:	08May24
Instrument:	US14173023 CN14160045	Injection date:	5/8/2024 1:48:24 PM
Data file:	C:\Chem32\1\Data\08May24\37.D	Analyst:	Canonico

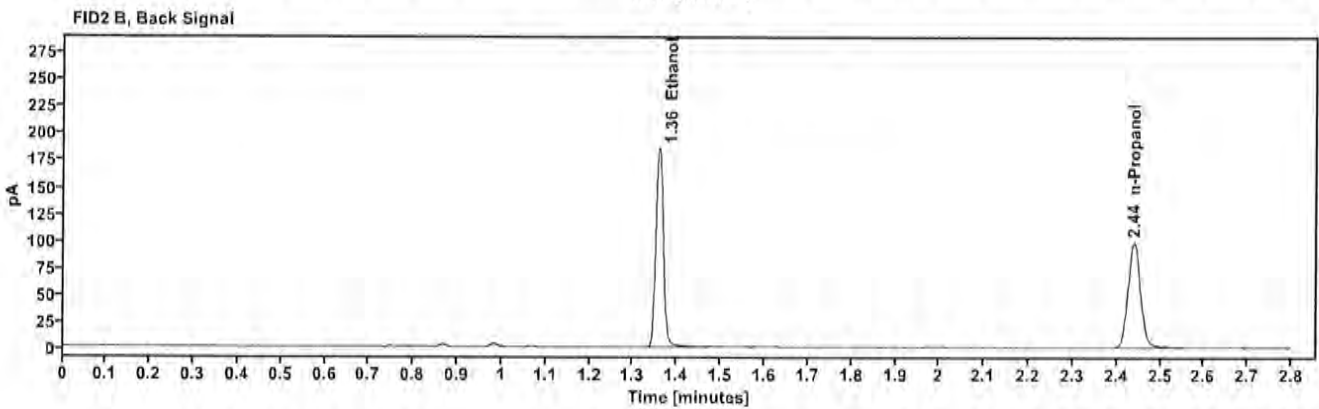
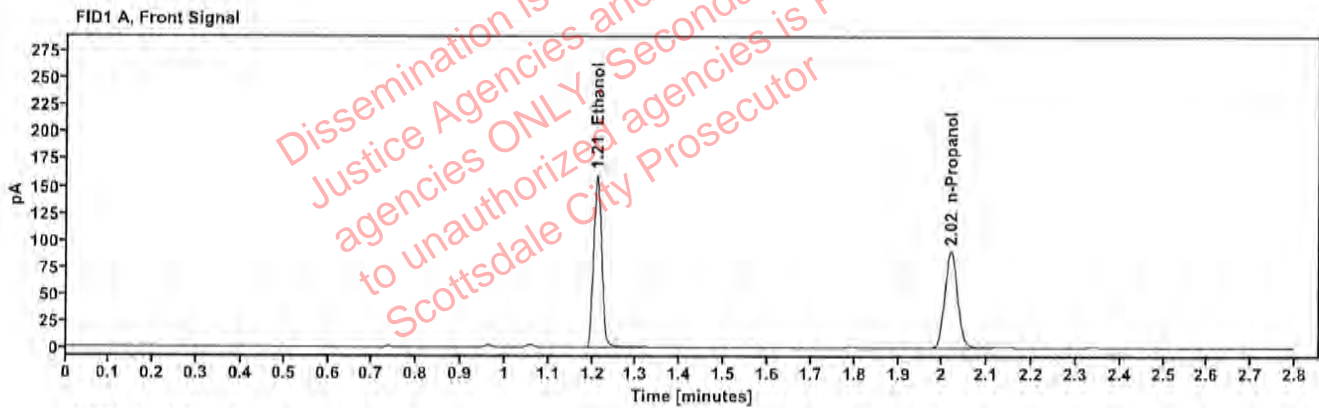


Table 1: FID 1 A (column DB-ALC1)

Compound	Amount (g/100mL)	Time (min)	Peak Area
>Ethanol	0.3234	1.210	203.774
n-Propanol	---	2.018	179.102

Table 2: FID 2 B (column DB-ALC2)

Compound	Time (min)	Peak Area
Ethanol	1.358	225.161
n-Propanol	2.439	194.023

Scottsdale Police Department Crime Lab Volatiles Analysis

Sample:	2324884-2	Vial:	38
Description:	[REDACTED]	LIMS ID:	[REDACTED]
Method:	ethanol quant.M	Sequence:	08May24
Instrument:	US14173023 CN14160045	Injection date:	5/8/2024 1:52:24 PM
Data file:	C:\Chem32\1\Data\08May24\38.D	Analyst:	Canonico

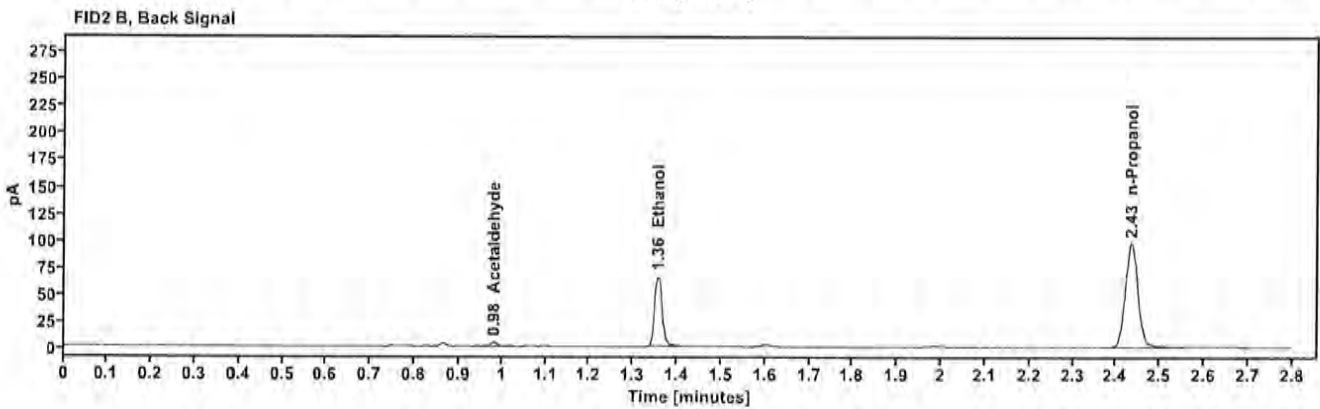
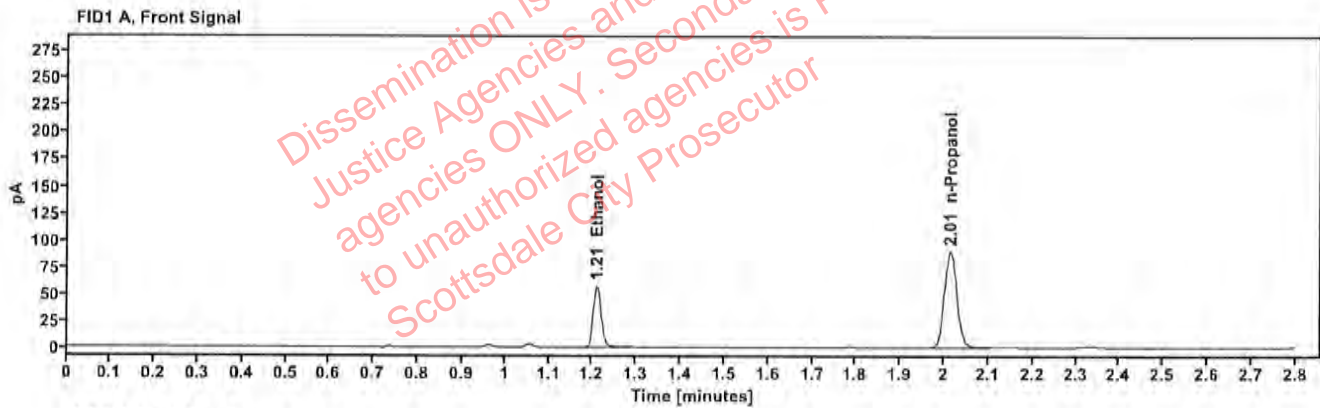


Table 1: FID 1 A (column DB-ALC1)

Compound	Amount (g/100mL)	Time (min)	Peak Area
>Ethanol	0.1160	1.209	72.704
n-Propanol	---	2.014	179.556

Table 2: FID 2 B (column DB-ALC2)

Compound	Time (min)	Peak Area
Acetaldehyde	0.980	3.797
Ethanol	1.356	79.620
n-Propanol	2.434	194.155

Scottsdale Police Department Crime Lab Volatiles Analysis

Sample:	2324884-2	Vial:	39
Description:	[REDACTED]	LIMS ID:	[REDACTED]
Method:	ethanol quant.M	Sequence:	08May24
Instrument:	US14173023 CN14160045	Injection date:	5/8/2024 1:56:25 PM
Data file:	C:\Chem32\1\Data\08May24\39.D	Analyst:	Canonico

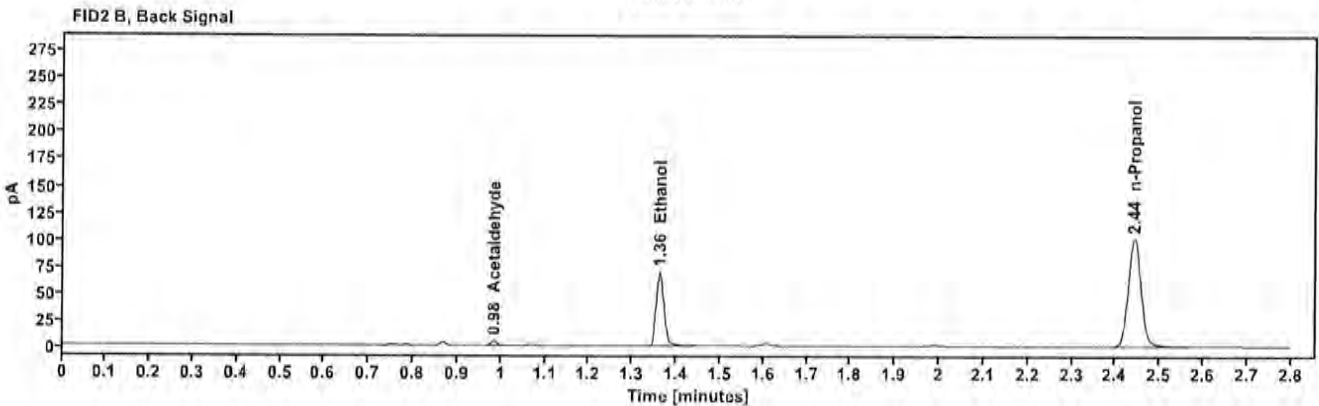
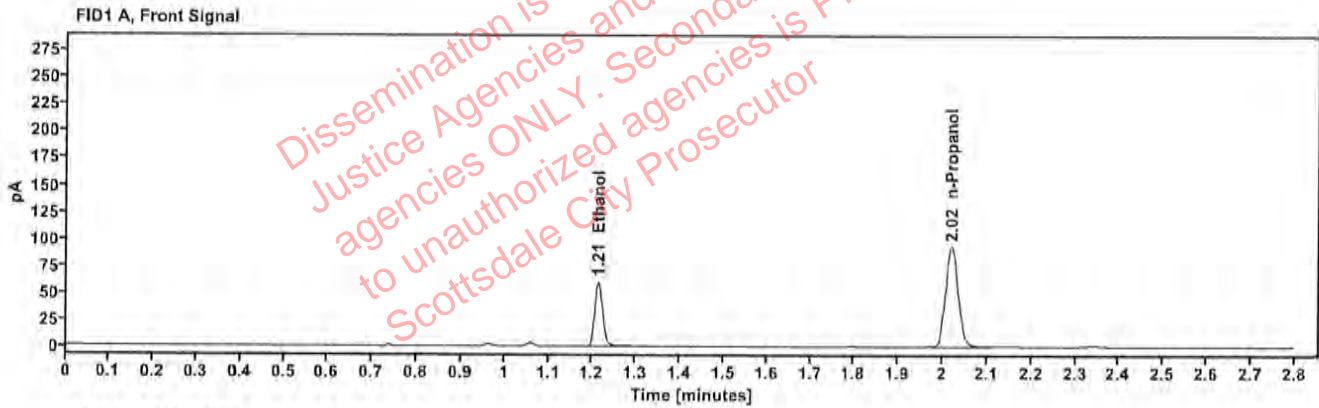


Table 1: FID 1 A (column DB-ALC1)

Compound	Amount (g/100mL)	Time (min)	Peak Area
>Ethanol	0.1180	1.213	76.488
n-Propanol	—	2.020	185.767

Table 2: FID 2 B (column DB-ALC2)

Compound	Time (min)	Peak Area
Acetaldehyde	0.984	3.782
Ethanol	1.361	83.880
n-Propanol	2.442	200.906

Scottsdale Police Department Crime Lab Volatiles Analysis

Sample:	2409241-2	Vial:	40
Description:	[REDACTED]	LIMS ID:	[REDACTED]
Method:	ethanol quant.M	Sequence:	08May24
Instrument:	US14173023 CN14160045	Injection date:	5/8/2024 2:00:24 PM
Data file:	C:\Chem32\1\Data\08May24\40.D	Analyst:	Canonico

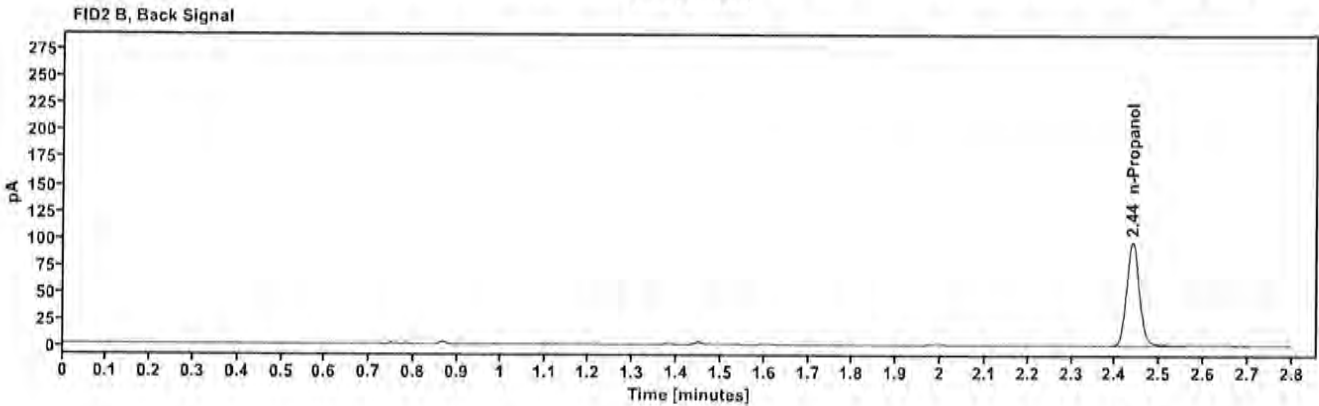
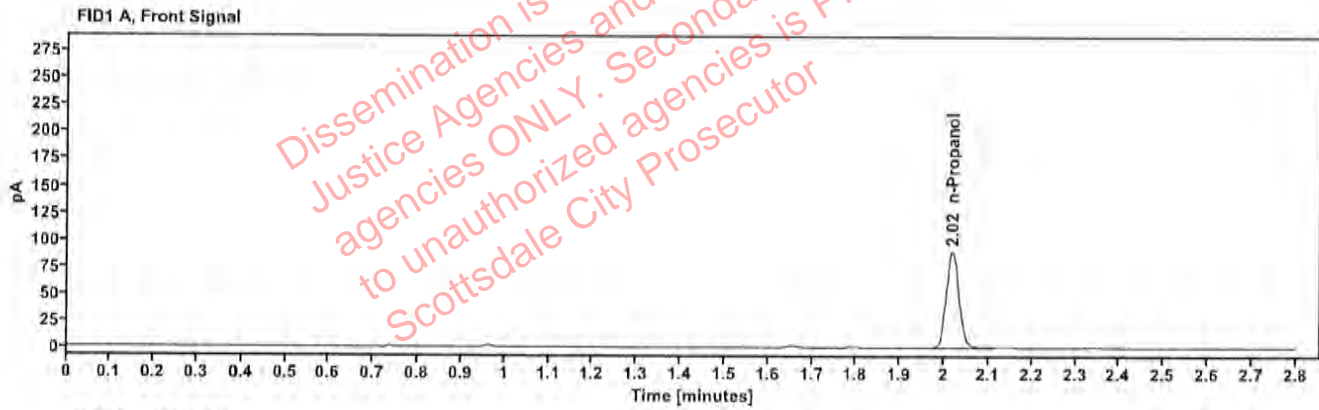


Table 1: FID 1 A (column DB-ALC1)

Compound	Amount (g/100mL)	Time (min)	Peak Area
n-Propanol	—	2.018	178.075

Table 2: FID 2 B (column DB-ALC2)

Compound	Time (min)	Peak Area
n-Propanol	2.439	193.866

Scottsdale Police Department Crime Lab Volatiles Analysis

Sample:	2409241-2	Vial:	41
Description:	[REDACTED]	LIMS ID:	[REDACTED]
Method:	ethanol quant.M	Sequence:	08May24
Instrument:	US14173023 CN14160045	Injection date:	5/8/2024 2:04:25 PM
Data file:	C:\Chem32\1\Data\08May24\41.D	Analyst:	Canonico

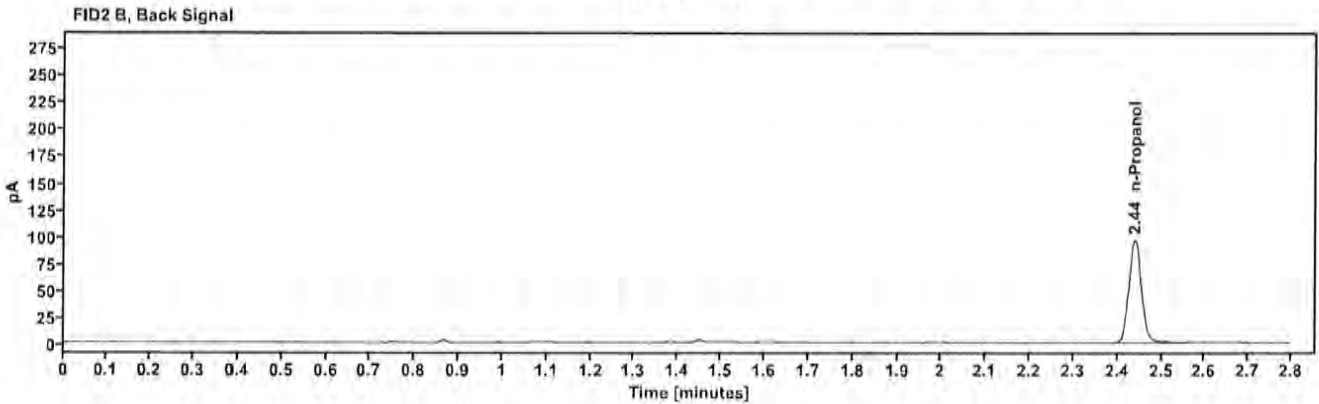
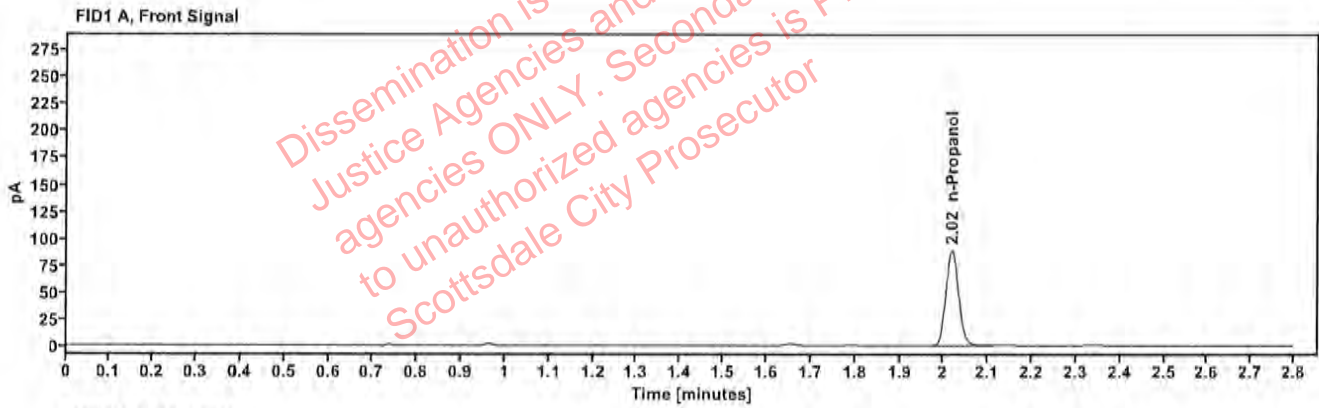


Table 1: FID 1 A (column DB-ALC1)

Compound	Amount (g/100mL)	Time (min)	Peak Area
n-Propanol	—	2.018	176.450

Table 2: FID 2 B (column DB-ALC2)

Compound	Time (min)	Peak Area
n-Propanol	2.440	192.212

Scottsdale Police Department Crime Lab Volatiles Analysis

Sample:	2409205-1	Vial:	43
Description:	[REDACTED]	LIMS ID:	[REDACTED]
Method:	ethanol quant.M	Sequence:	08May24
Instrument:	US14173023 CN14160045	Injection date:	5/8/2024 2:12:40 PM
Data file:	C:\Chem32\1\Data\08May24\43.D	Analyst:	Canonico

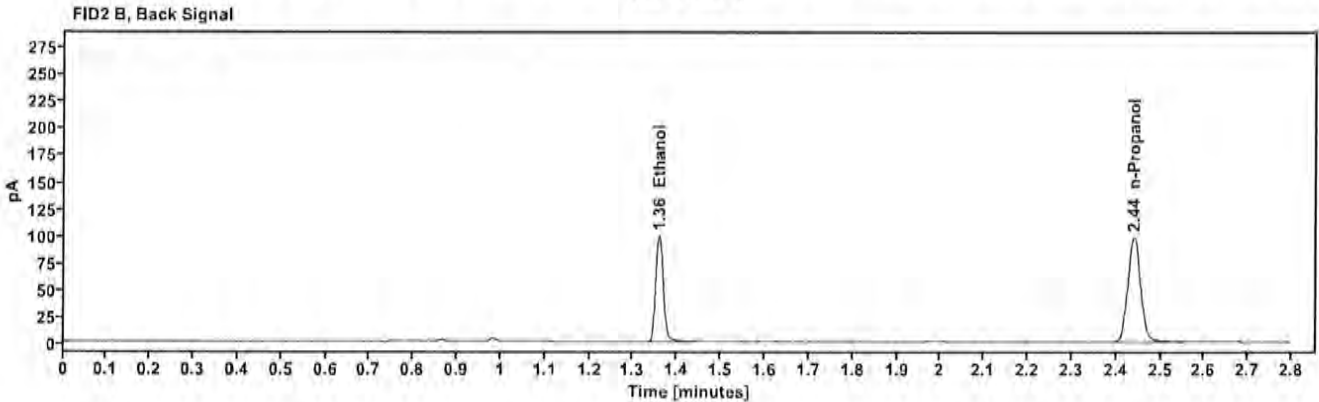
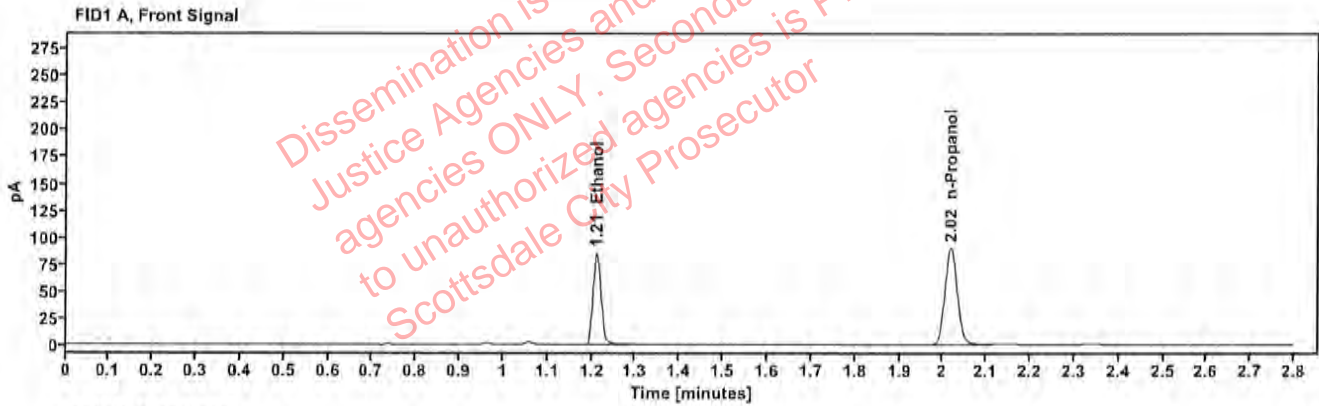


Table 1: FID 1 A (column DB-ALC1)

Compound	Amount (g/100mL)	Time (min)	Peak Area
>Ethanol	0.1728	1.211	108.373
n-Propanol	---	2.018	178.942

Table 2: FID 2 B (column DB-ALC2)

Compound	Time (min)	Peak Area
Ethanol	1.358	118.705
n-Propanol	2.440	194.033

Scottsdale Police Department Crime Lab Volatiles Analysis

Sample:	2409205-1	Vial:	44
Description:	[REDACTED]	LIMS ID:	[REDACTED]
Method:	ethanol quant.M	Sequence:	08May24
Instrument:	US14173023 CN14160045	Injection date:	5/8/2024 2:16:39 PM
Data file:	C:\Chem32\1\Data\08May24\44.D	Analyst:	Canonico

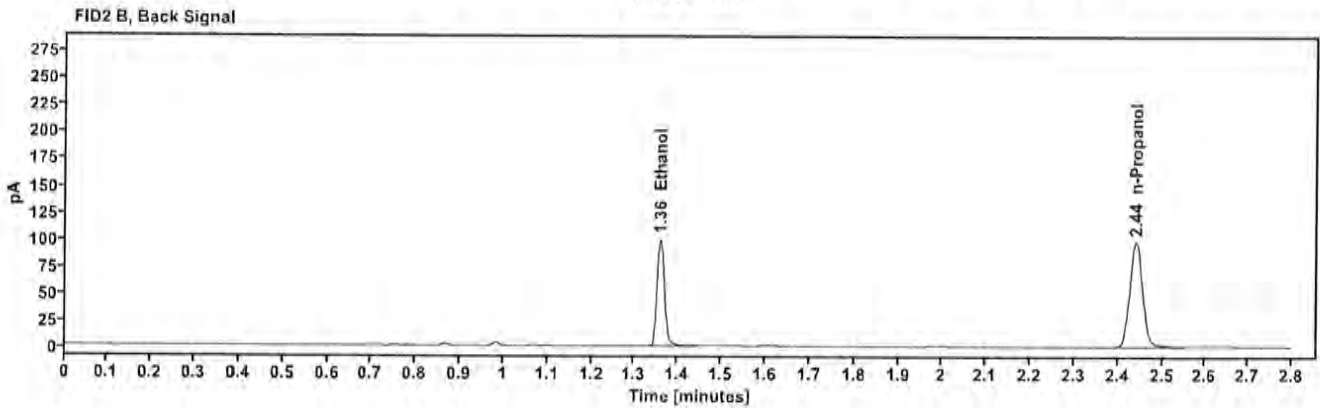
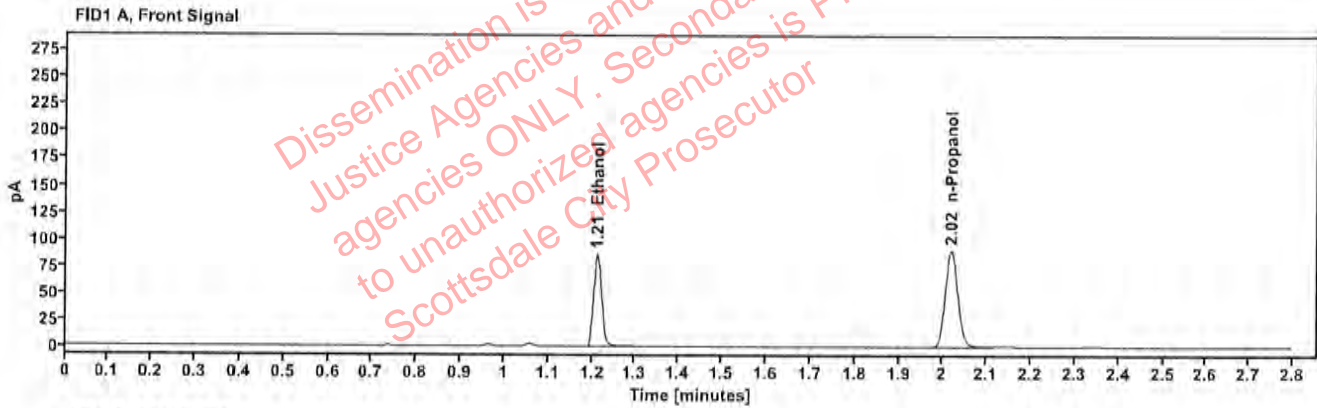


Table 1: FID 1 A (column DB-ALC1)

Compound	Amount (g/100mL)	Time (min)	Peak Area
>Ethanol	0.1733	1.212	109.090
n-Propanol	---	2.019	179.681

Table 2: FID 2 B (column DB-ALC2)

Compound	Time (min)	Peak Area
Ethanol	1.359	119.746
n-Propanol	2.441	194.855

Scottsdale Police Department Crime Lab Volatiles Analysis

Sample:	2409272-2	Vial:	45
Description:	[REDACTED]	LIMS ID:	[REDACTED]
Method:	ethanol quant.M	Sequence:	08May24
Instrument:	US14173023 CN14160045	Injection date:	5/8/2024 2:20:39 PM
Data file:	C:\Chem32\1\Data\08May24\45.D	Analyst:	Canonico

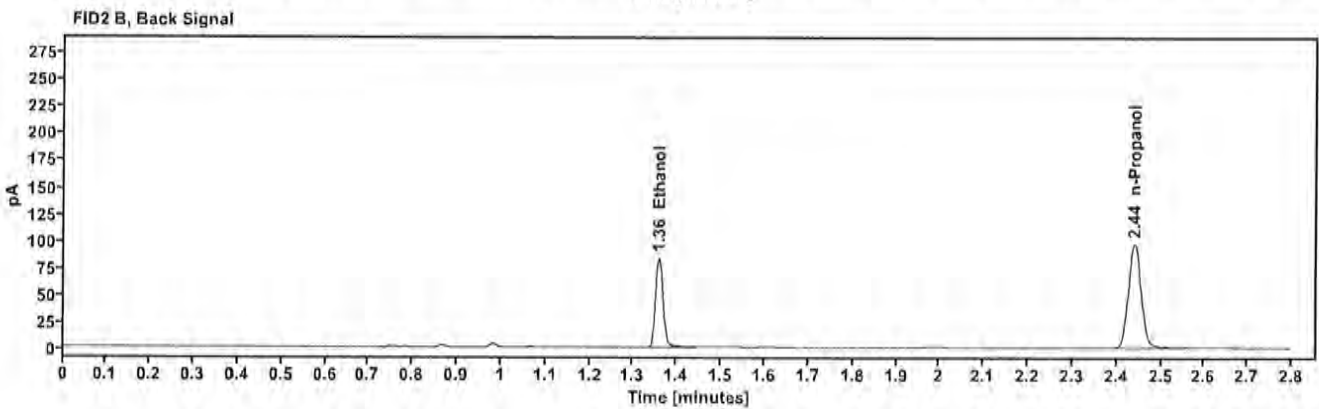
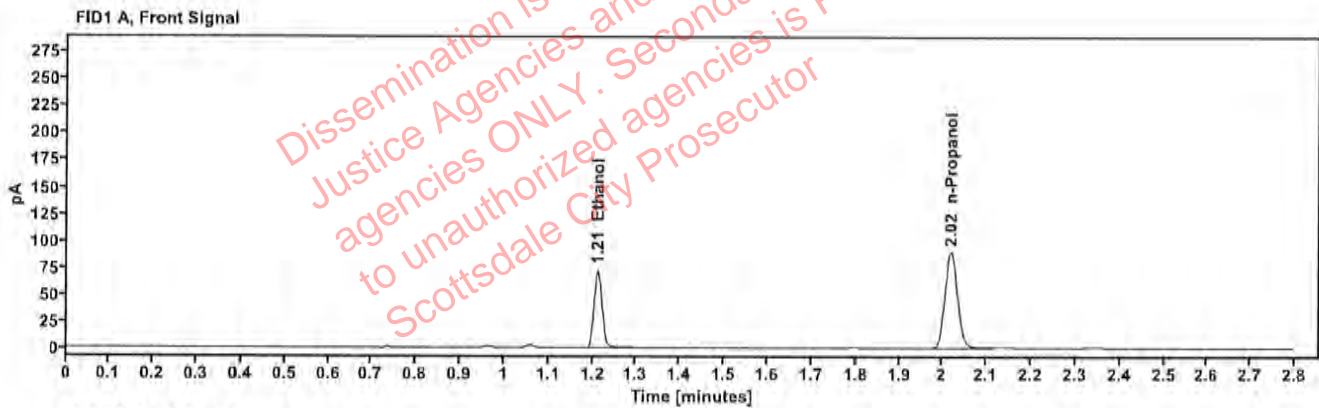


Table 1: FID 1 A (column DB-ALC1)

Compound	Amount (g/100mL)	Time (min)	Peak Area
>Ethanol	0.1479	1.211	92.319
n-Propanol	---	2.019	178.340

Table 2: FID 2 B (column DB-ALC2)

Compound	Time (min)	Peak Area
Ethanol	1.359	101.277
n-Propanol	2.440	193.912

Scottsdale Police Department Crime Lab Volatiles Analysis

Sample:	2409272-2	Vial:	46
Description:	[REDACTED]	LIMS ID:	[REDACTED]
Method:	ethanol quant.M	Sequence:	08May24
Instrument:	US14173023 CN14160045	Injection date:	5/8/2024 2:24:40 PM
Data file:	C:\Chem32\1\Data\08May24\46.D	Analyst:	Canonico

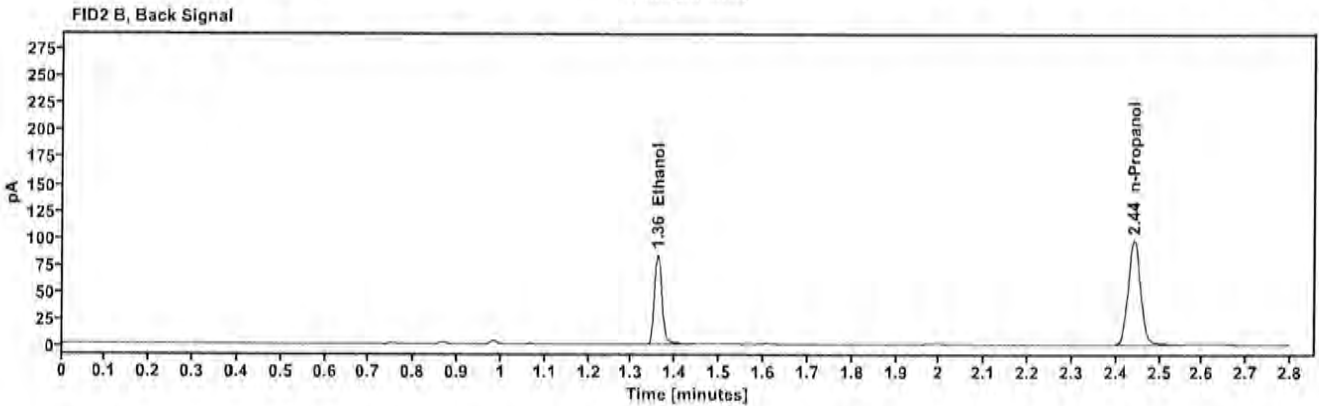
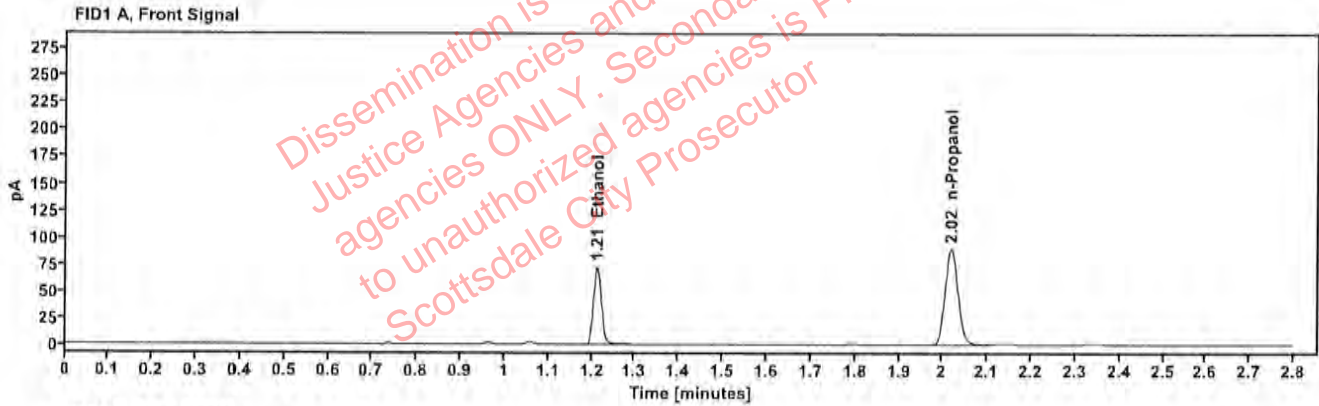


Table 1: FID 1 A (column DB-ALC1)

Compound	Amount (g/100mL)	Time (min)	Peak Area
>Ethanol	0.1475	1.212	92.065
n-Propanol	---	2.019	178.445

Table 2: FID 2 B (column DB-ALC2)

Compound	Time (min)	Peak Area
Ethanol	1.359	100.880
n-Propanol	2.441	194.168

Scottsdale Police Department Crime Lab Volatiles Analysis

Sample:	334-01T.A.	Vial:	47
Description:	[REDACTED]	LIMS ID:	[REDACTED]
Method:	ethanol quant.M	Sequence:	08May24
Instrument:	US14173023 CN14160045	Injection date:	5/8/2024 2:28:40 PM
Data file:	C:\Chem32\1\Data\08May24\47.D	Analyst:	Canonico

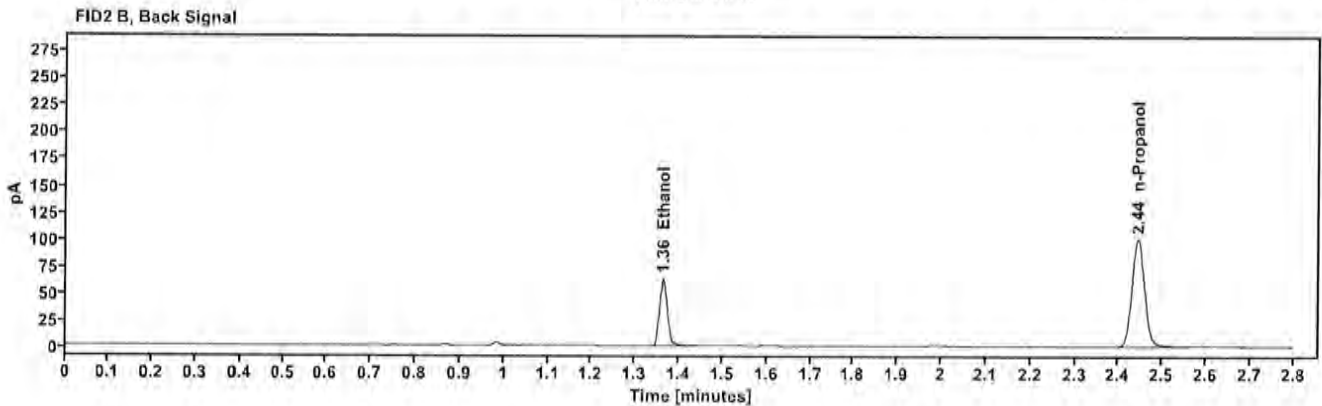
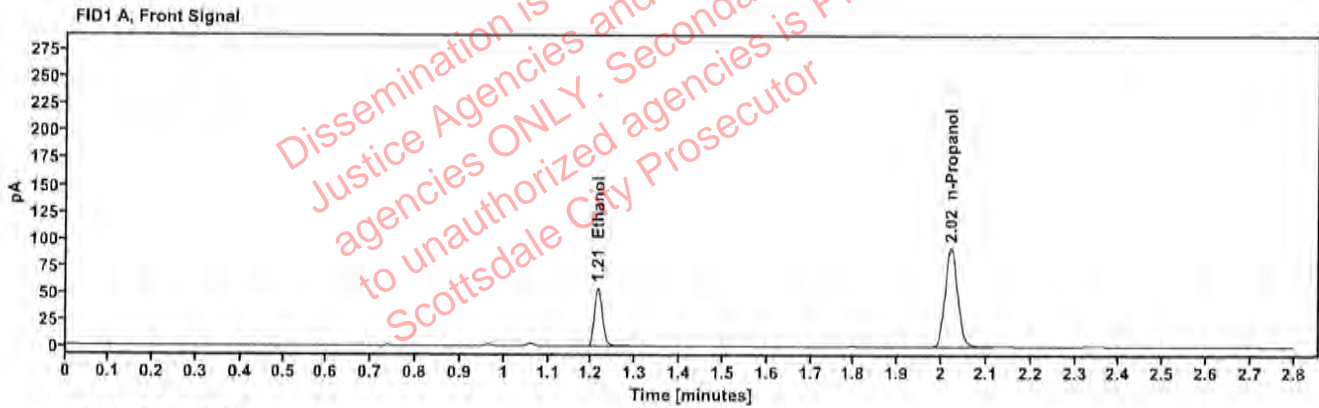


Table 1: FID 1 A (column DB-ALC1)

Compound	Amount (g/100mL)	Time (min)	Peak Area
>Ethanol	0.1094	1.214	70.014
n-Propanol	—	2.021	183.582

Table 2: FID 2 B (column DB-ALC2)

Compound	Time (min)	Peak Area
Ethanol	1.363	76.448
n-Propanol	2.444	199.625

Scottsdale Police Department Crime Lab Volatiles Analysis

Sample:	334-01T.A.	Vial:	48
Description:	[REDACTED]	LIMS ID:	[REDACTED]
Method:	ethanol quant.M	Sequence:	08May24
Instrument:	US14173023 CN14160045	Injection date:	5/8/2024 2:32:39 PM
Data file:	C:\Chem32\1\Data\08May24\48.D	Analyst:	Canonico

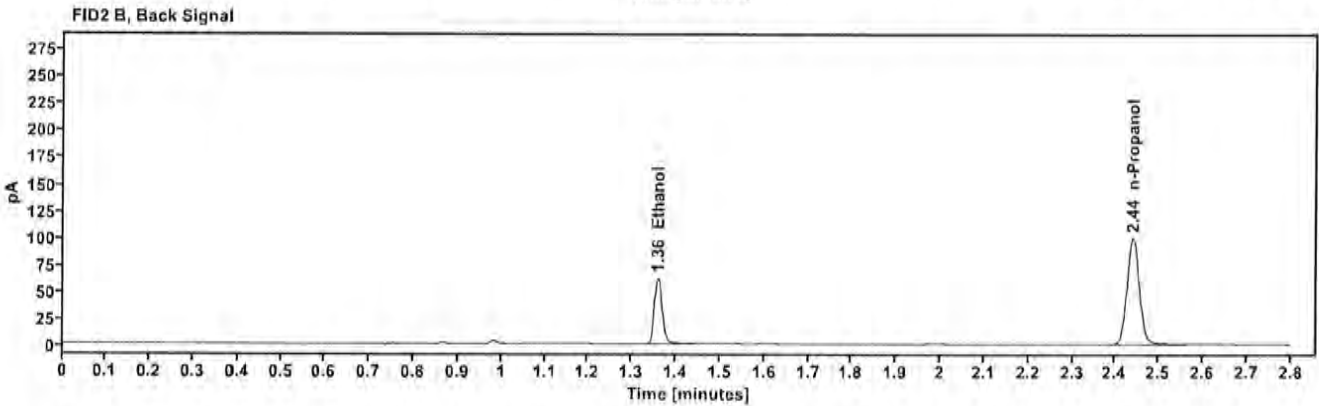
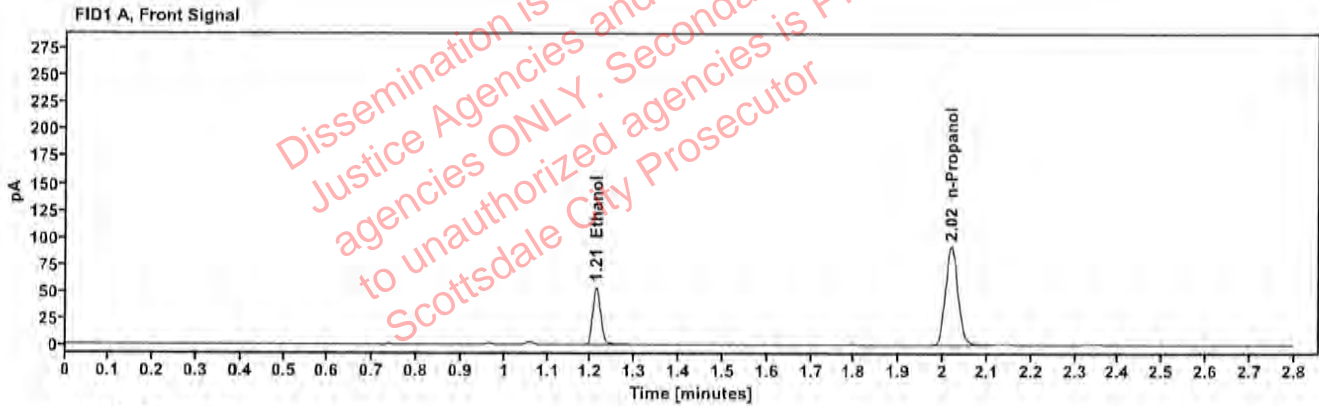


Table 1: FID 1 A (column DB-ALC1)

Compound	Amount (g/100mL)	Time (min)	Peak Area
>Ethanol	0.1073	1.212	68.046
n-Propanol	—	2.018	181.990

Table 2: FID 2 B (column DB-ALC2)

Compound	Time (min)	Peak Area
Ethanol	1.359	74.568
n-Propanol	2.440	198.070

Scottsdale Police Department Crime Lab Volatiles Analysis

Sample:	436-01A.P.	Vial:	49
Description:	██████████	LIMS ID:	██████████
Method:	ethanol quant.M	Sequence:	08May24
Instrument:	US14173023 CN14160045	Injection date:	5/8/2024 2:36:55 PM
Data file:	C:\Chem3211\Data\08May24\49.D	Analyst:	Canonico

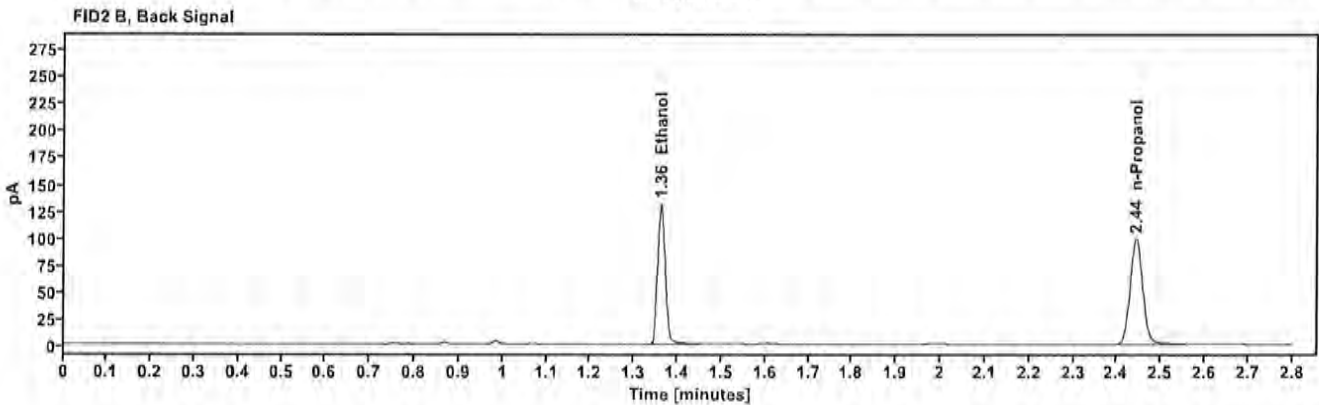
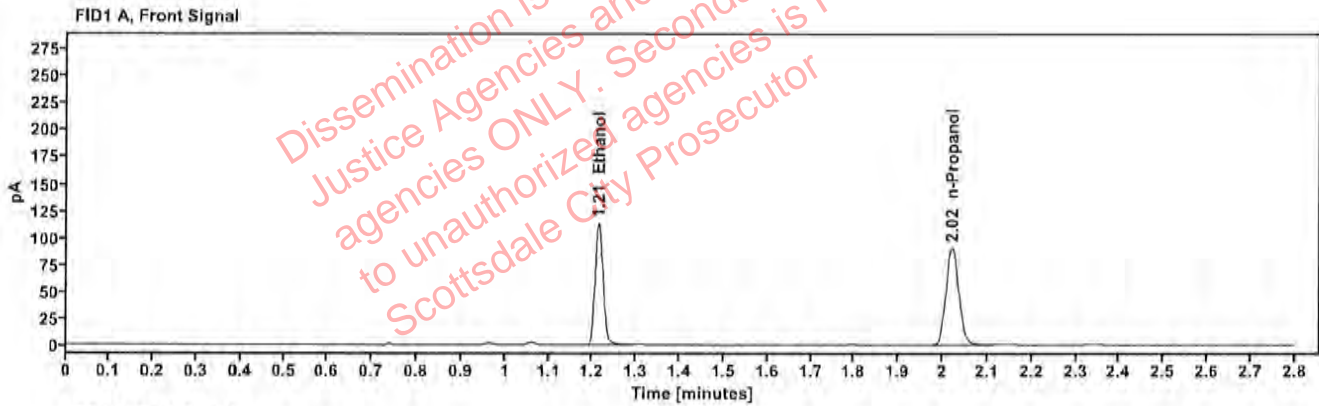


Table 1: FID 1 A (column DB-ALC1)

Compound	Amount (g/100mL)	Time (min)	Peak Area
>Ethanol	0.2282	1.213	144.470
n-Propanol	---	2.021	180.282

Table 2: FID 2 B (column DB-ALC2)

Compound	Time (min)	Peak Area
Ethanol	1.362	158.603
n-Propanol	2.443	195.593

Scottsdale Police Department Crime Lab Volatiles Analysis

Sample:	436-01A.P.	Vial:	50
Description:	[REDACTED]	LIMS ID:	[REDACTED]
Method:	ethanol quant.M	Sequence:	08May24
Instrument:	US14173023 CN14160045	Injection date:	5/8/2024 2:40:54 PM
Data file:	C:\Chem32\1\Data\08May24\50.D	Analyst:	Canonico

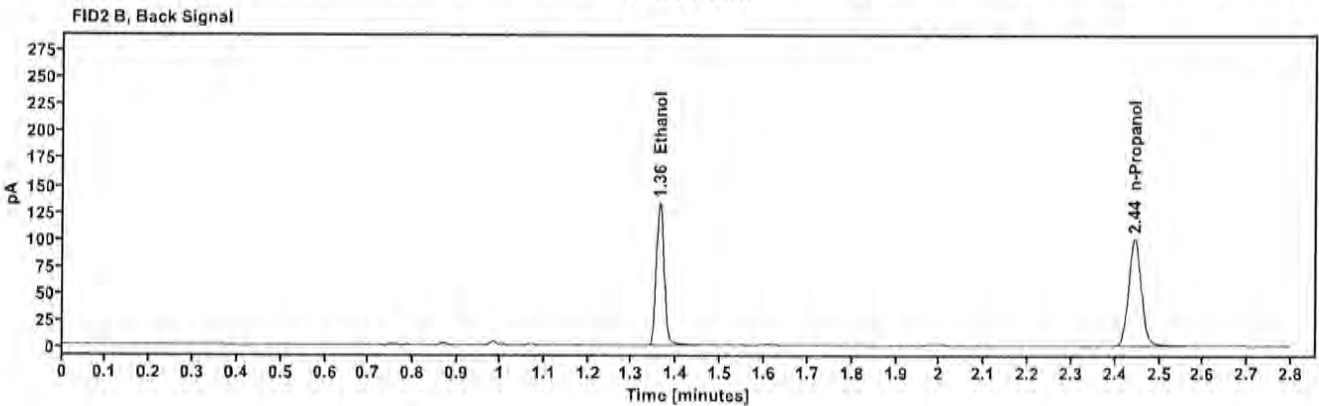
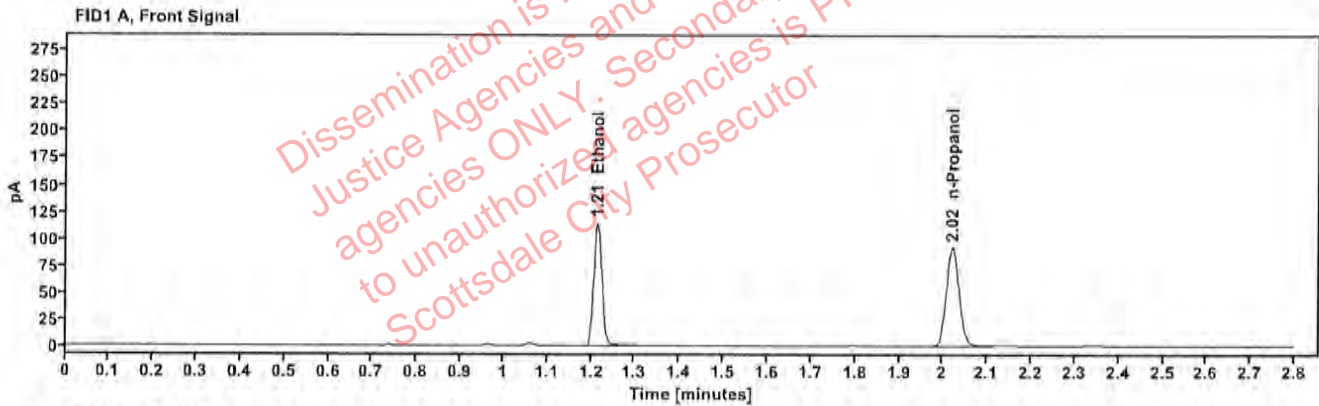


Table 1: FID 1 A (column DB-ALC1)

Compound	Amount (g/100mL)	Time (min)	Peak Area
>Ethanol	0.2278	1.213	146.330
n-Propanol	—	2.021	182.911

Table 2: FID 2 B (column DB-ALC2)

Compound	Time (min)	Peak Area
Ethanol	1.362	160.588
n-Propanol	2.443	198.599

Scottsdale Police Department Crime Lab Volatiles Analysis

Sample:	409-01J.S.	Vial:	51
Description:	[REDACTED]	LIMS ID:	[REDACTED]
Method:	ethanol quant.M	Sequence:	08May24
Instrument:	US14173023 CN14160045	Injection date:	5/8/2024 2:44:54 PM
Data file:	C:\Chem32\1\Data\08May24\51.D	Analyst:	Canonico

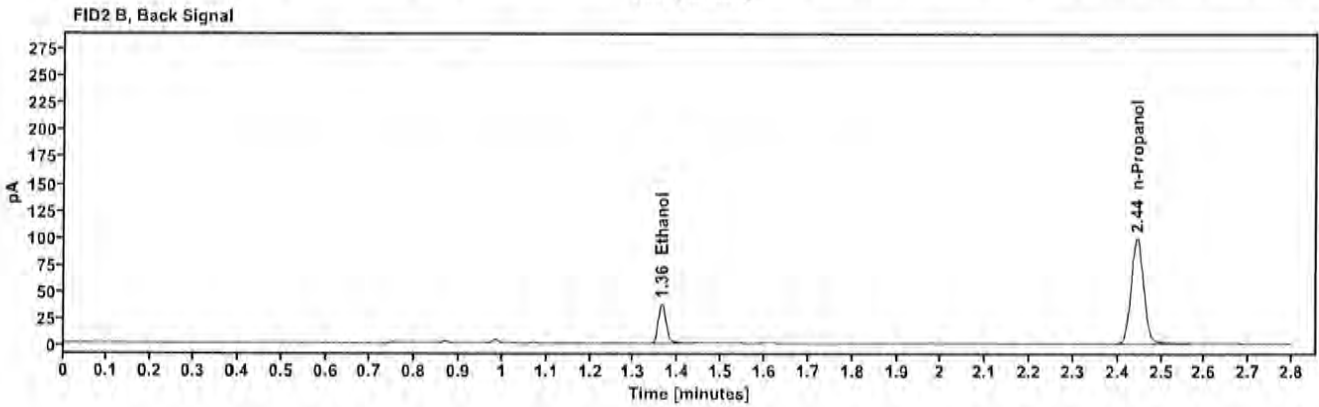
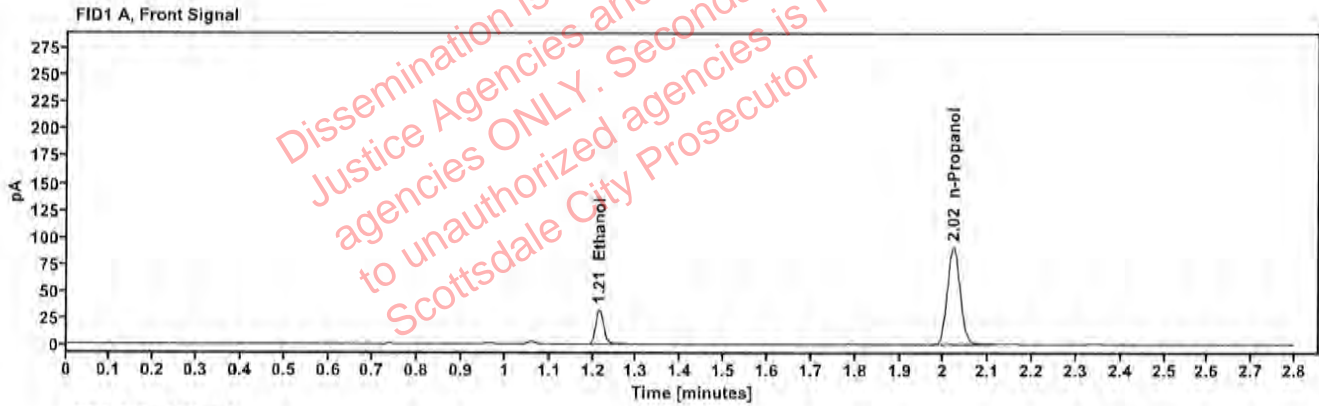


Table 1: FID 1 A (column DB-ALC1)

Compound	Amount (g/100mL)	Time (min)	Peak Area
>Ethanol	0.0658	1.215	41.285
n-Propanol	---	2.021	181.485

Table 2: FID 2 B (column DB-ALC2)

Compound	Time (min)	Peak Area
Ethanol	1.363	45.191
n-Propanol	2.444	197.118

Scottsdale Police Department Crime Lab Volatiles Analysis

Sample:	409-01J.S.	Vial:	52
Description:	[REDACTED]	LIMS ID:	[REDACTED]
Method:	ethanol quant.M	Sequence:	08May24
Instrument:	US14173023 CN14160045	Injection date:	5/8/2024 2:48:54 PM
Data file:	C:\Chem32\1\Data\08May24\52.D	Analyst:	Canonico

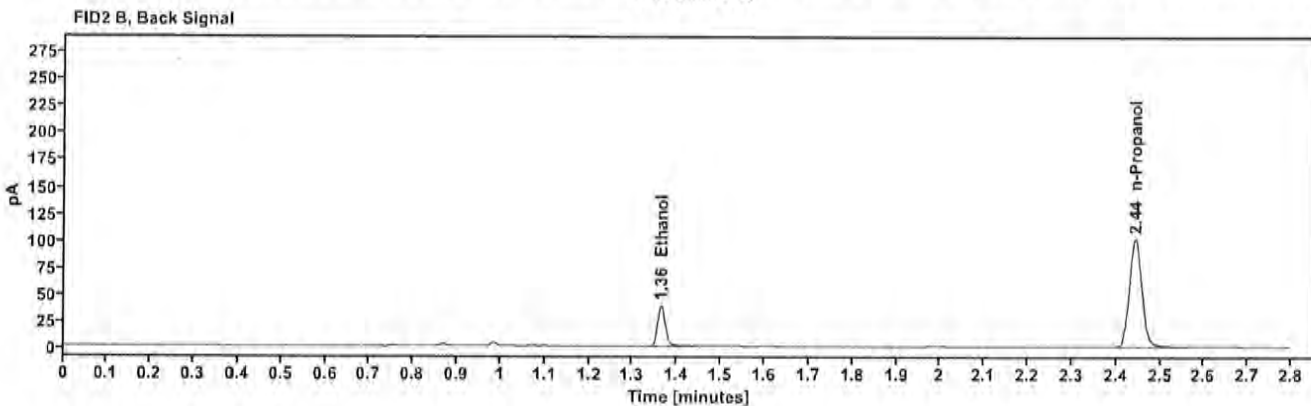
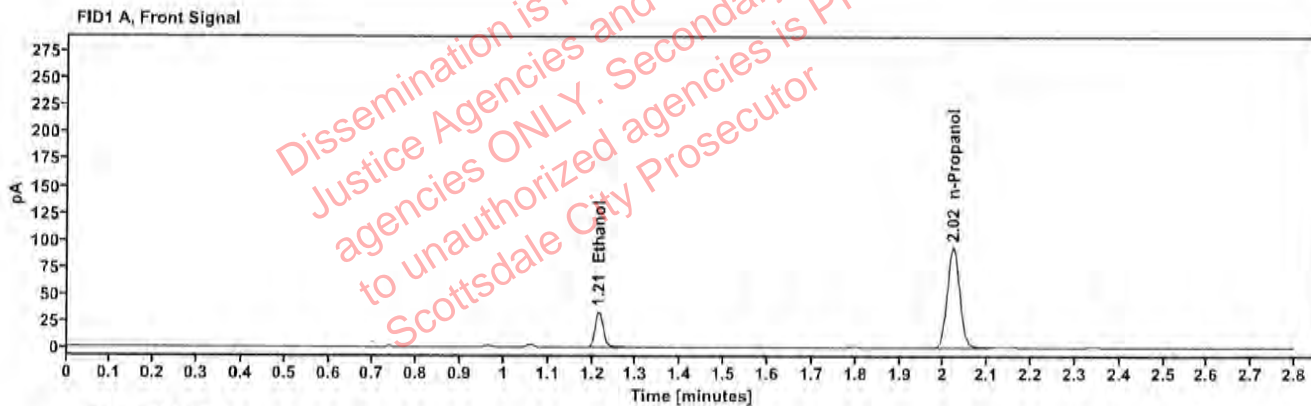


Table 1: FID 1 A (column DB-ALC1)

Compound	Amount (g/100mL)	Time (min)	Peak Area
>Ethanol	0.0660	1.215	42.323
n-Propanol	—	2.021	185.684

Table 2: FID 2 B (column DB-ALC2)

Compound	Time (min)	Peak Area
Ethanol	1.363	46.845
n-Propanol	2.444	201.613

Scottsdale Police Department Crime Lab Volatiles Analysis

Sample: 427-01T.M.	Vial: 54
Description: ██████████	LIMS ID: ██████████
Method: ethanol quant.M	Sequence: 08May24
Instrument: US14173023 CN14160045	Injection date: 5/8/2024 2:56:54 PM
Data file: C:\Chem32\1\Data\08May24\54.D	Analyst: Canonico

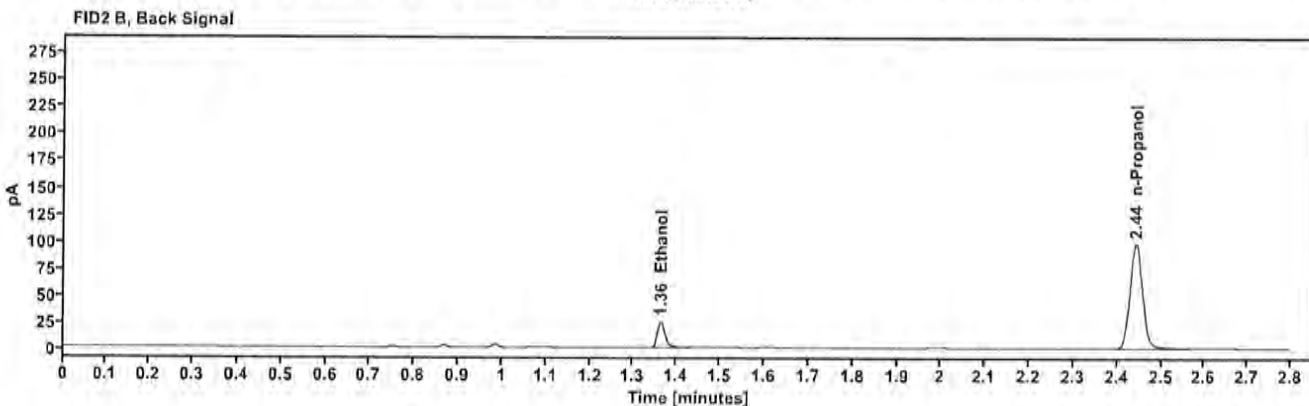
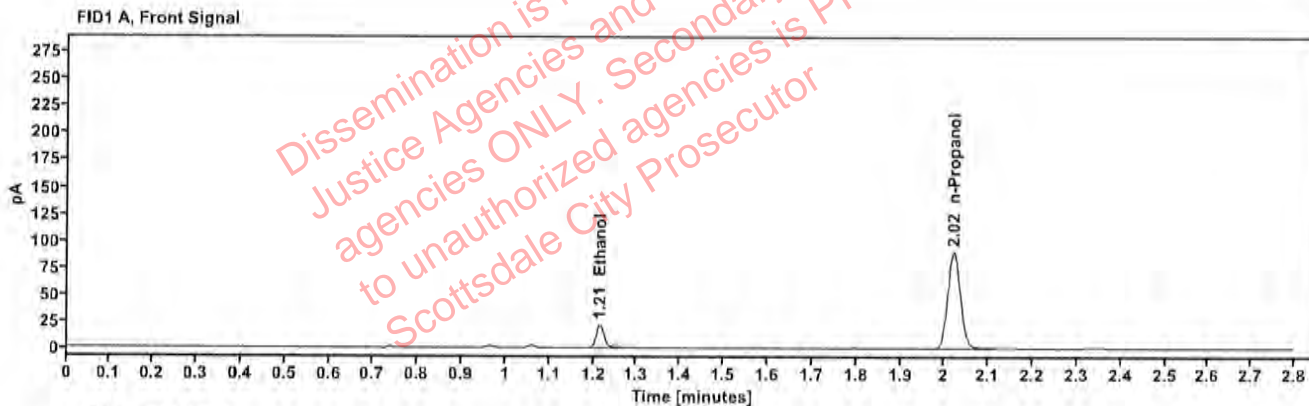


Table 1: FID 1 A (column DB-ALC1)

Compound	Amount (g/100mL)	Time (min)	Peak Area
>Ethanol	0.0444	1.215	27.195
n-Propanol	—	2.020	179.160

Table 2: FID 2 B (column DB-ALC2)

Compound	Time (min)	Peak Area
Ethanol	1.363	30.253
n-Propanol	2.443	194.903

Scottsdale Police Department Crime Lab Volatiles Analysis

Sample:	427-01T.M.	Vial:	55
Description:	██████████	LIMS ID:	██████████
Method:	ethanol quant.M	Sequence:	08May24
Instrument:	US14173023 CN14160045	Injection date:	5/8/2024 3:01:09 PM
Data file:	C:\Chem32\1\Data\08May24\55.D	Analyst:	Canonico

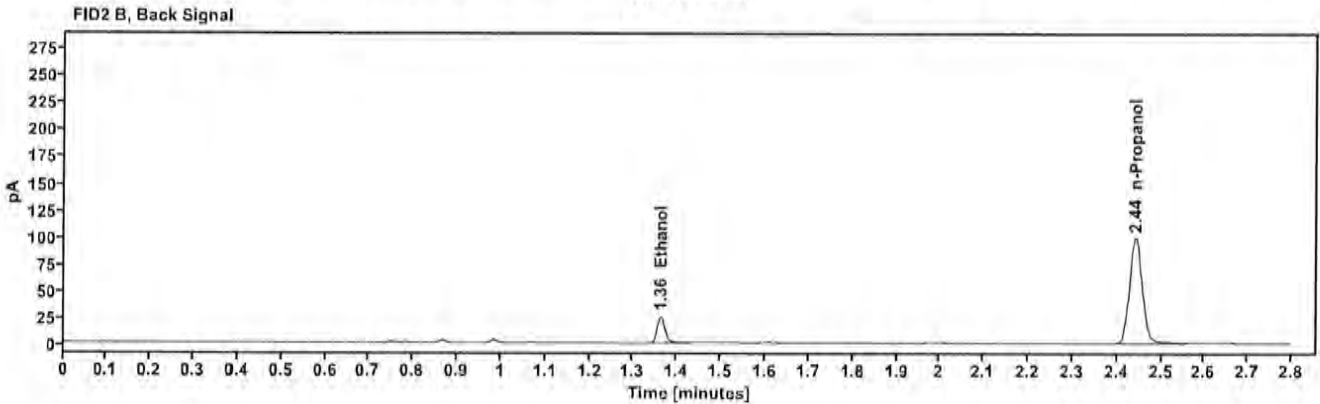
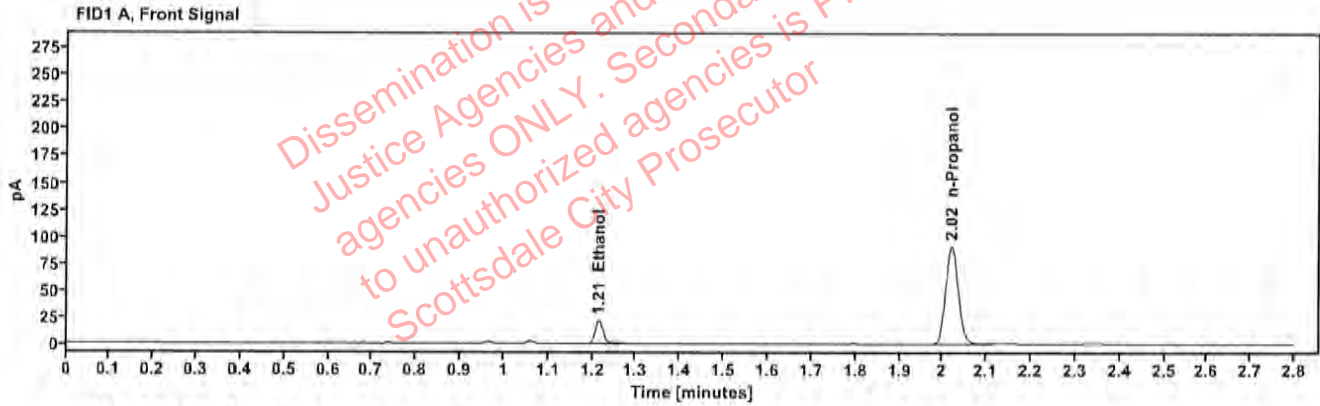


Table 1: FID 1 A (column DB-ALC1)

Compound	Amount (g/100mL)	Time (min)	Peak Area
>Ethanol	0.0443	1.214	27.464
n-Propanol	—	2.020	181.586

Table 2: FID 2 B (column DB-ALC2)

Compound	Time (min)	Peak Area
Ethanol	1.362	30.611
n-Propanol	2.442	197.515

Scottsdale Police Department Crime Lab Volatiles Analysis

Sample:	2409413-1	Vial:	56
Description:	[REDACTED]	LIMS ID:	[REDACTED]
Method:	ethanol quant.M	Sequence:	08May24
Instrument:	US14173023 CN14160045	Injection date:	5/8/2024 3:05:10 PM
Data file:	C:\Chem32\1\Data\08May24\56.D	Analyst:	Canonico

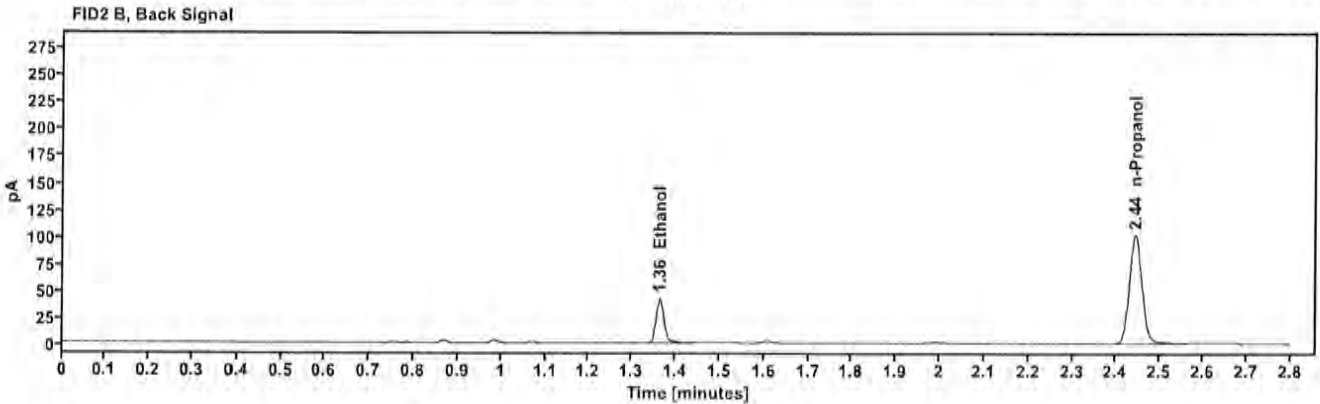
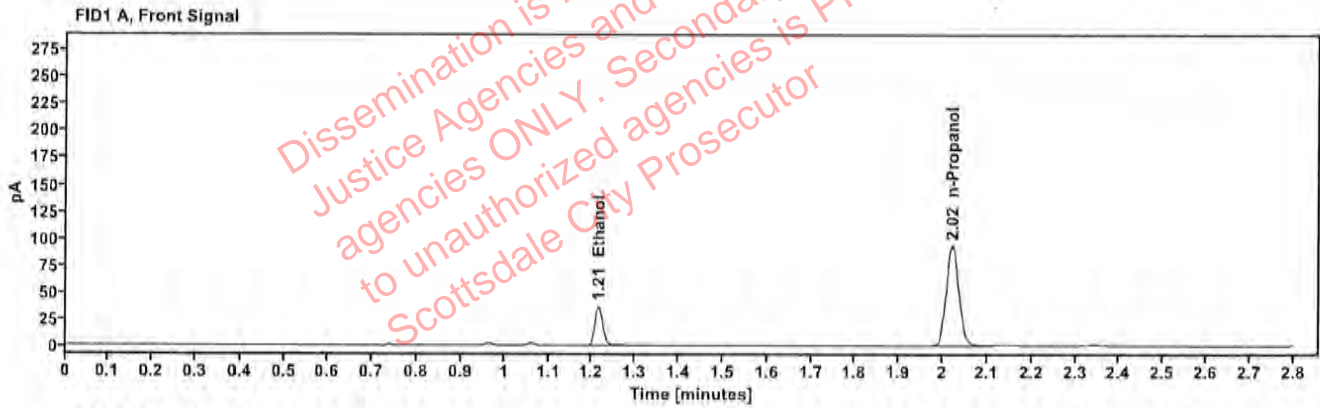


Table 1: FID 1 A (column DB-ALC1)

Compound	Amount (g/100mL)	Time (min)	Peak Area
>Ethanol	0.0726	1.214	46.899
n-Propanol	—	2.021	186.441

Table 2: FID 2 B (column DB-ALC2)

Compound	Time (min)	Peak Area
Ethanol	1.363	51.567
n-Propanol	2.443	201.610

Scottsdale Police Department Crime Lab Volatiles Analysis

Sample:	2409413-1	Vial:	57
Description:	[REDACTED]	LIMS ID:	[REDACTED]
Method:	ethanol quant.M	Sequence:	08May24
Instrument:	US14173023 CN14160045	Injection date:	5/8/2024 3:09:09 PM
Data file:	C:\Chem32\1\Data\08May24\57.D	Analyst:	Canonico

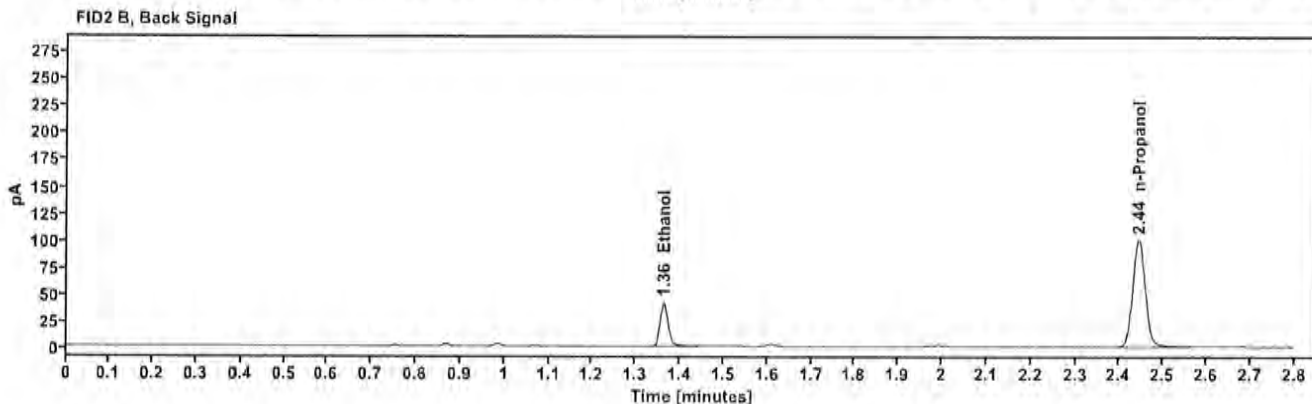
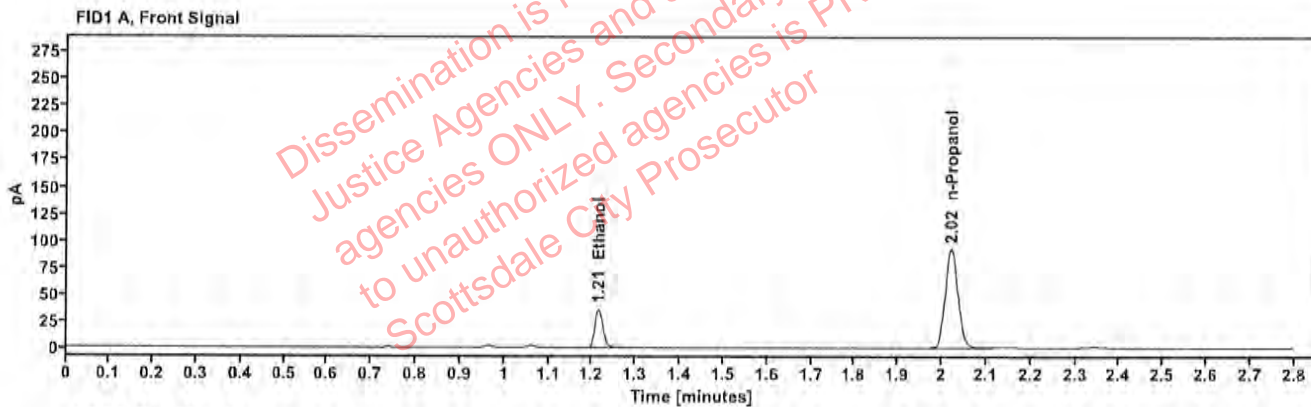


Table 1: FID 1 A (column DB-ALC1)

Compound	Amount (g/100mL)	Time (min)	Peak Area
>Ethanol	0.0724	1.214	46.289
n-Propanol	—	2.021	184.755

Table 2: FID 2 B (column DB-ALC2)

Compound	Time (min)	Peak Area
Ethanol	1.363	50.839
n-Propanol	2.443	199.762

Scottsdale Police Department Crime Lab Volatiles Analysis

Sample:	2406408-1	Vial:	58
Description:	[REDACTED]	LIMS ID:	[REDACTED]
Method:	ethanol quant.M	Sequence:	08May24
Instrument:	US14173023 CN14160045	Injection date:	5/8/2024 3:13:10 PM
Data file:	C:\Chem32\1\Data\08May24\58.D	Analyst:	Canonico

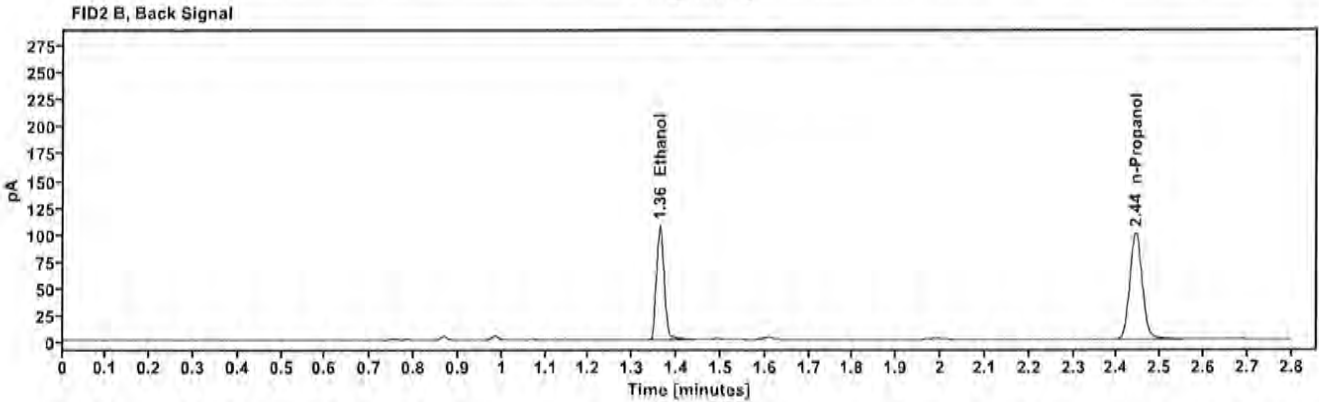
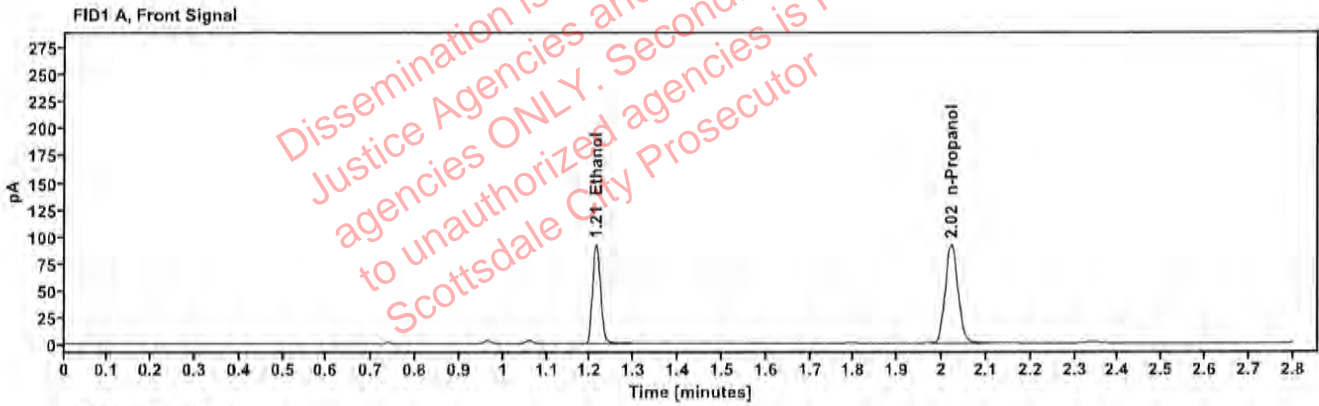


Table 1: FID 1 A (column DB-ALC1)

Compound	Amount (g/100mL)	Time (min)	Peak Area
>Ethanol	0.1834	1.213	118.132
n-Propanol	—	2.021	183.736

Table 2: FID 2 B (column DB-ALC2)

Compound	Time (min)	Peak Area
Ethanol	1.362	129.723
n-Propanol	2.443	197.932

Scottsdale Police Department Crime Lab Volatiles Analysis

Sample:	2406408-1	Vial:	59
Description:	██████████	LIMS ID:	██████████
Method:	ethanol quant.M	Sequence:	08May24
Instrument:	US14173023 CN14160045	Injection date:	5/8/2024 3:17:10 PM
Data file:	C:\Chem32\1\Data\08May24\59.D	Analyst:	Canonico

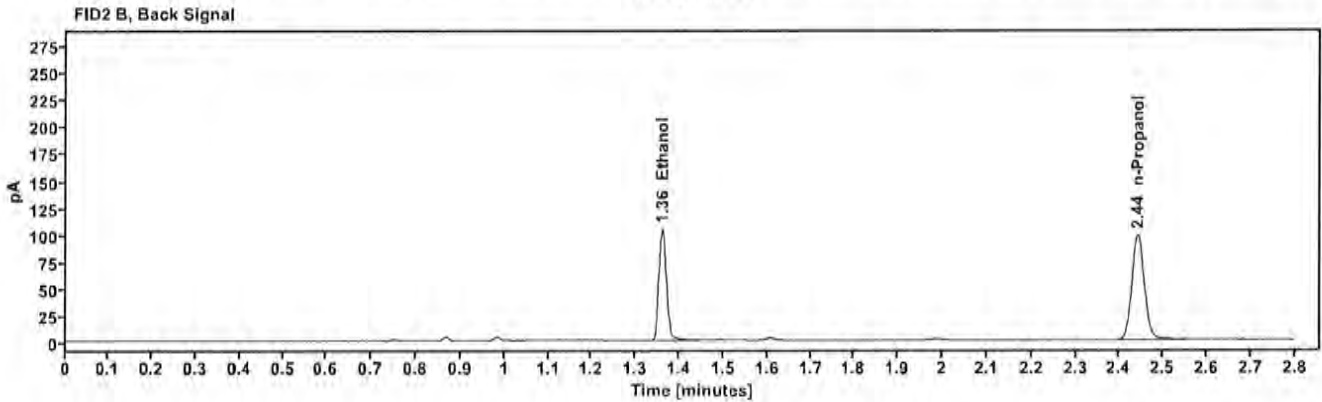
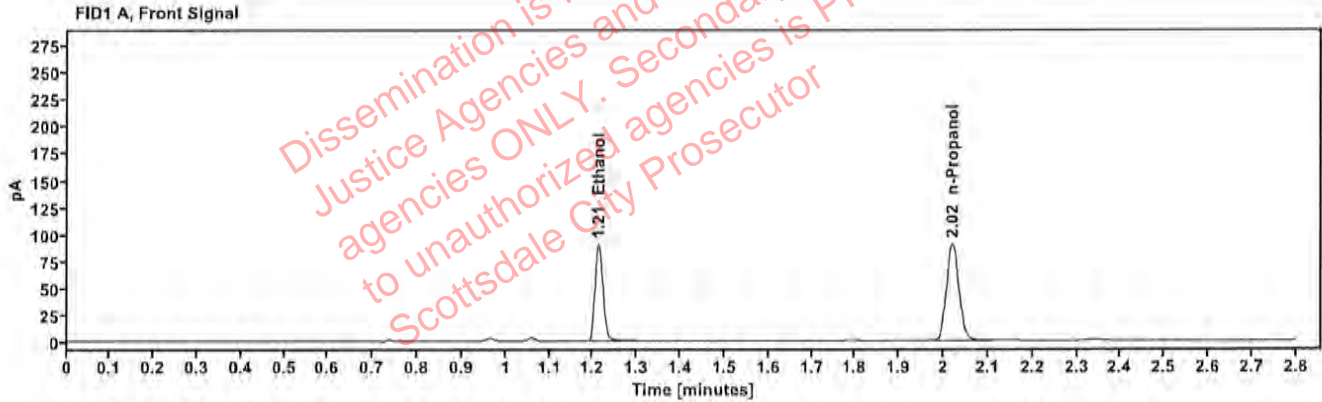


Table 1: FID 1 A (column DB-ALC1)

Compound	Amount (g/100mL)	Time (min)	Peak Area
>Ethanol	0.1815	1.212	114.811
n-Propanol	—	2.020	180.422

Table 2: FID 2 B (column DB-ALC2)

Compound	Time (min)	Peak Area
Ethanol	1.360	126.359
n-Propanol	2.442	194.562

Scottsdale Police Department Crime Lab Volatiles Analysis

Sample:	2408602-1	Vial:	60
Description:	[REDACTED]	LIMS ID:	[REDACTED]
Method:	ethanol quant.M	Sequence:	08May24
Instrument:	US14173023 CN14160045	Injection date:	5/8/2024 3:21:09 PM
Data file:	C:\Chem32\1\Data\08May24\60.D	Analyst:	Canonico

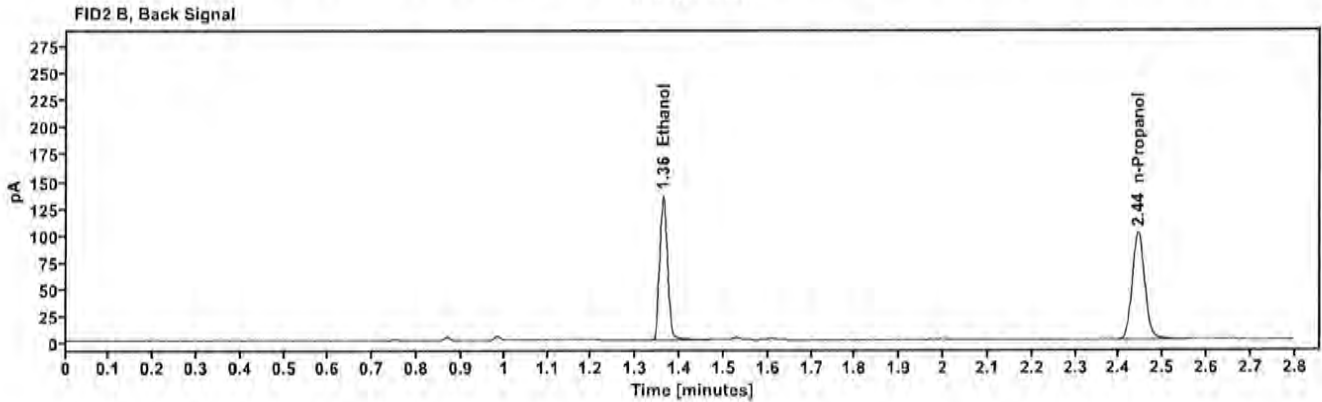
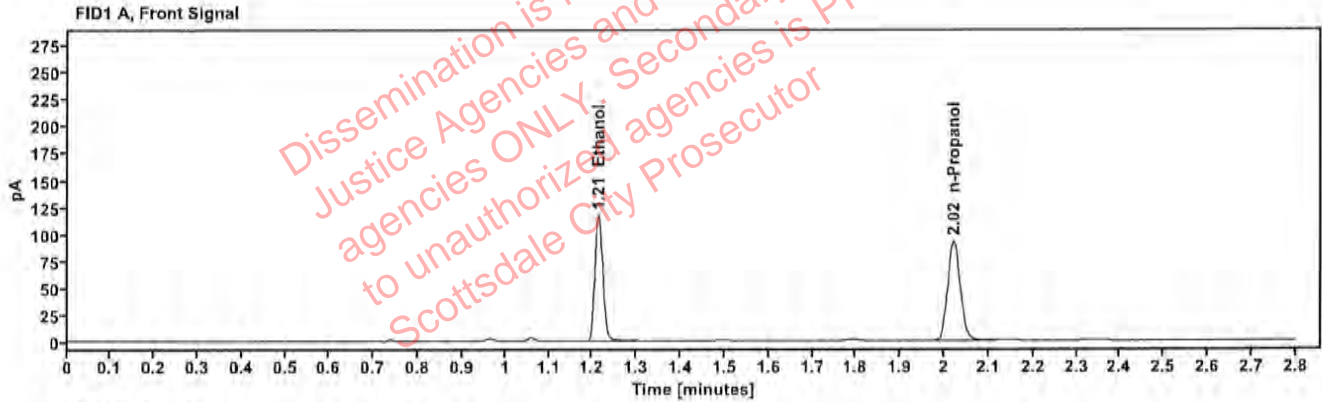


Table 1: FID 1 A (column DB-ALC1)

Compound	Amount (g/100mL)	Time (min)	Peak Area
>Ethanol	0.2308	1.213	149.293
n-Propanol	—	2.021	184.212

Table 2: FID 2 B (column DB-ALC2)

Compound	Time (min)	Peak Area
Ethanol	1.362	165.238
n-Propanol	2.444	198.776

Scottsdale Police Department Crime Lab Volatiles Analysis

Sample:	2408602-1	Vial:	61
Description:	[REDACTED]	LIMS ID:	[REDACTED]
Method:	ethanol quant.M	Sequence:	08May24
Instrument:	US14173023 CN14160045	Injection date:	5/8/2024 3:25:24 PM
Data file:	C:\Chem32\1\Data\08May24\61.D	Analyst:	Canonico

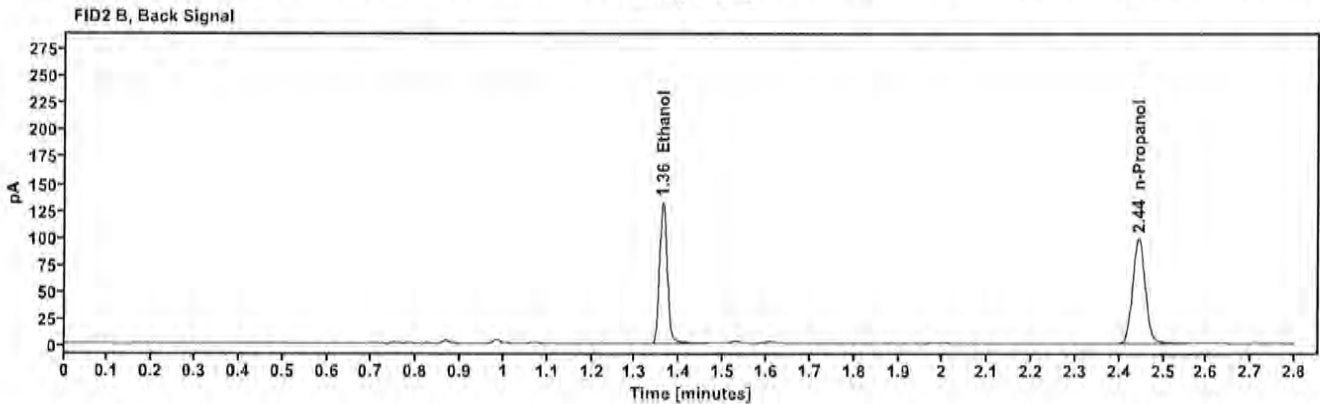
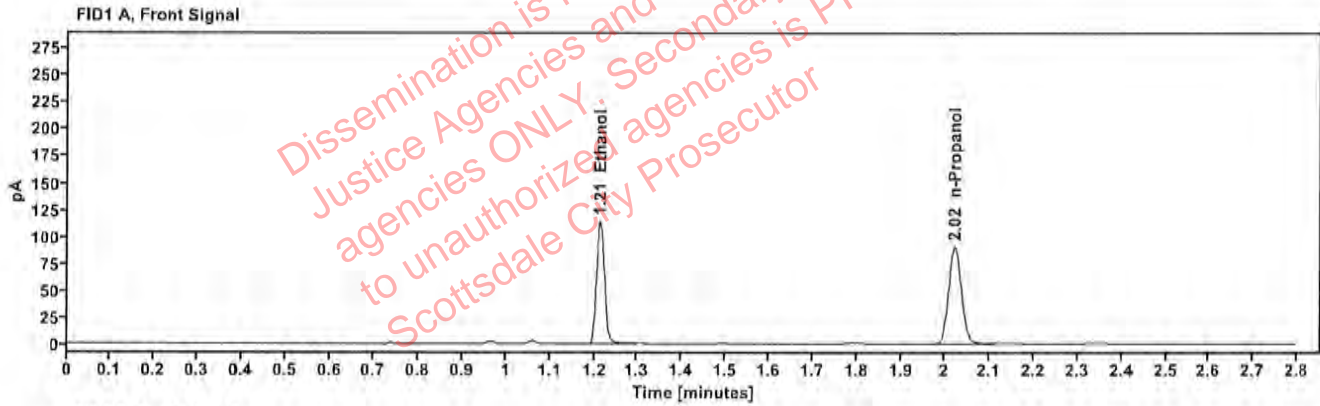


Table 1: FID 1 A (column DB-ALC1)

Compound	Amount (g/100mL)	Time (min)	Peak Area
>Ethanol	0.2287	1.213	145.739
n-Propanol	—	2.021	181.451

Table 2: FID 2 B (column DB-ALC2)

Compound	Time (min)	Peak Area
Ethanol	1.362	161.303
n-Propanol	2.443	195.512

Scottsdale Police Department Crime Lab Volatiles Analysis

Sample:	2409349-1	Vial:	62
Description:	[REDACTED]	LIMS ID:	[REDACTED]
Method:	ethanol quant.M	Sequence:	08May24
Instrument:	US14173023 CN14160045	Injection date:	5/8/2024 3:29:24 PM
Data file:	C:\Chem32\1\Data\08May24\62.D	Analyst:	Canonico

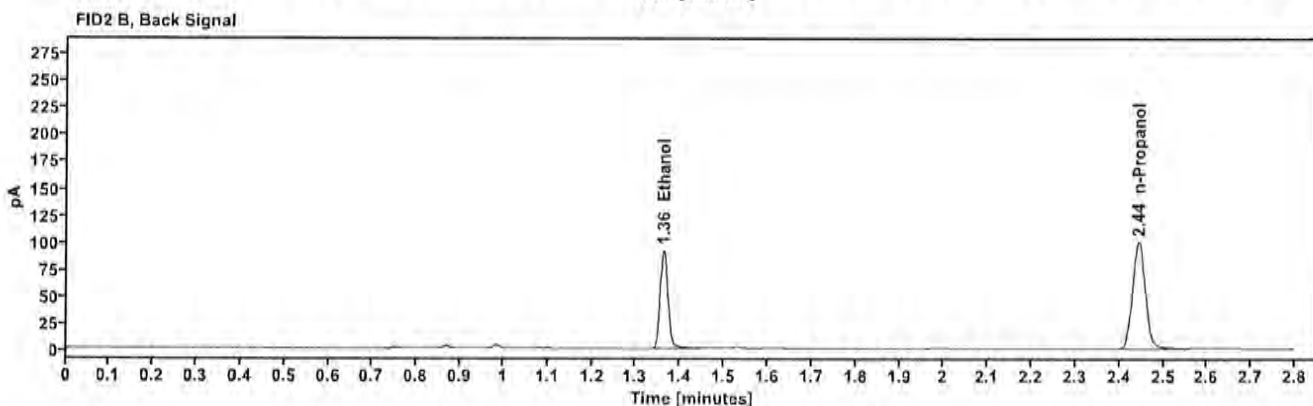
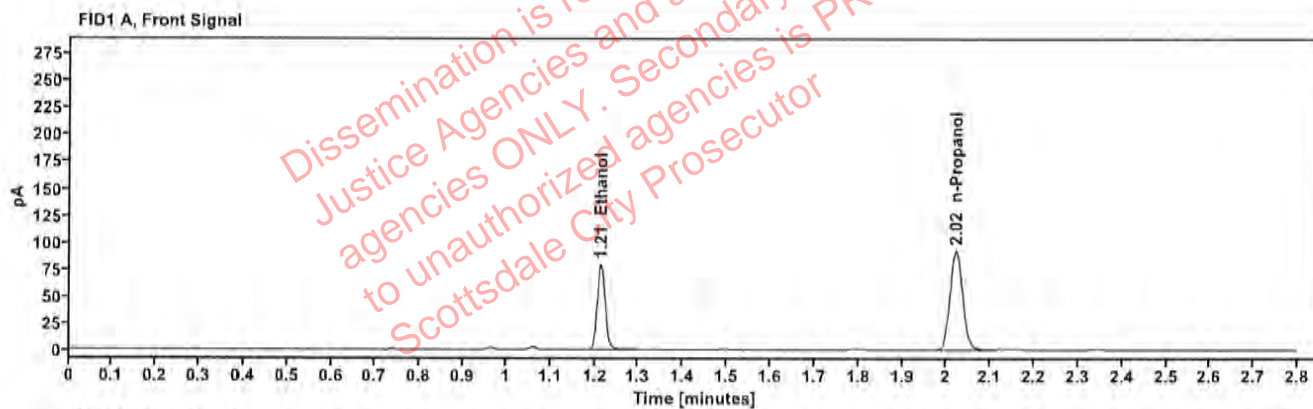


Table 1: FID 1 A (column DB-ALC1)

Compound	Amount (g/100mL)	Time (min)	Peak Area
>Ethanol	0.1578	1.213	101.258
n-Propanol	---	2.021	183.232

Table 2: FID 2 B (column DB-ALC2)

Compound	Time (min)	Peak Area
Ethanol	1.362	111.030
n-Propanol	2.443	198.872

Scottsdale Police Department Crime Lab Volatiles Analysis

Sample:	2409349-1	Vial:	63
Description:	[REDACTED]	LIMS ID:	[REDACTED]
Method:	ethanol quant.M	Sequence:	08May24
Instrument:	US14173023 CN14160045	Injection date:	5/8/2024 3:33:25 PM
Data file:	C:\Chem32\1\Data\08May24\63.D	Analyst:	Canonico

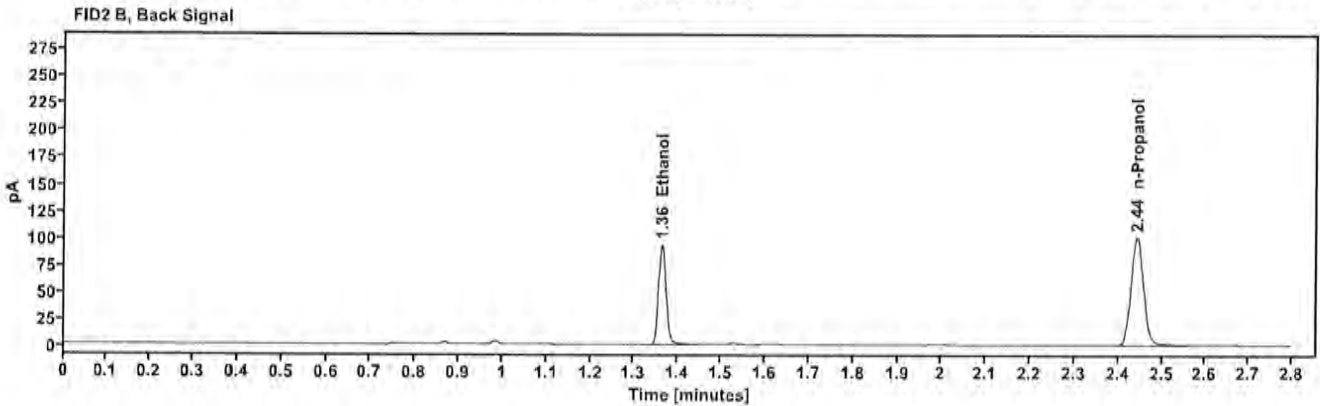
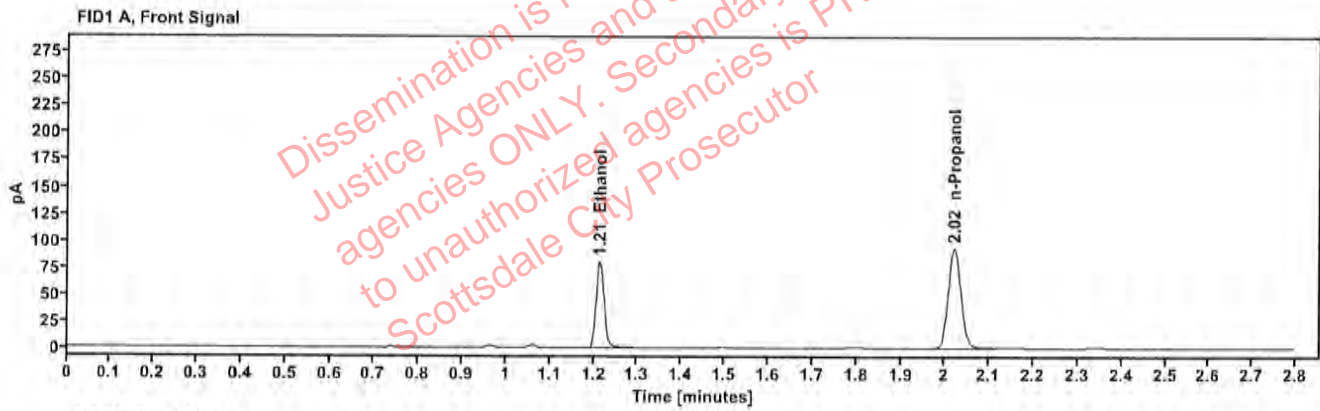


Table 1: FID 1 A (column DB-ALC1)

Compound	Amount (g/100mL)	Time (min)	Peak Area
>Ethanol	0.1586	1.214	102.929
n-Propanol	—	2.021	185.364

Table 2: FID 2 B (column DB-ALC2)

Compound	Time (min)	Peak Area
Ethanol	1.362	112.813
n-Propanol	2.443	201.198