

RESOLUTION NO. 9190

A RESOLUTION OF THE COUNCIL OF THE CITY OF SCOTTSDALE, ARIZONA, DECLARING THE OFFICIAL CANVASS OF VOTES CAST IN THE CITY OF SCOTTSDALE PRIMARY ELECTION HELD AUGUST 28, 2012; DECLARING THE ELECTION OF W. J. "JIM" LANE CANDIDATE FOR THE OFFICE OF MAYOR; AND DECLARING SIX CANDIDATES FOR THE OFFICE OF COUNCILMEMBER IN THE GENERAL ELECTION TO BE HELD NOVEMBER 6, 2012.

WHEREAS, pursuant to Article 9, Section 1 of the Scottsdale City Charter, the City of Scottsdale held a Primary Election on August 28, 2012 for the purpose of electing a Mayor and three Councilmembers; and

WHEREAS, A.R.S. § 16-642 requires that the City Council canvass the returns of the election no later than twenty (20) days following the election; and

WHEREAS, the City Council, having canvassed the returns of the August 28, 2012 Primary Election, finds the returns to be as stated in this resolution;

NOW THEREFORE BE IT RESOLVED by the Council of the City of Scottsdale as follows:

1. The results of the canvass having been determined, the official canvass of the City of Scottsdale Primary Election held on August 28, 2012 is as follows:
 - a) A summary of the number of votes cast in each precinct for each candidate for the offices of Mayor and Councilmember is shown on Exhibit A, which is attached and incorporated by this reference.
 - b) A precinct group detail of the number of rejected ballots by precinct is shown on Exhibit B, which is attached and incorporated by this reference.
2. W. J. "Jim" Lane, having received at the August 28, 2012 Primary Election more than a majority of the legal votes cast for the office of Mayor, is declared to be elected to that office.
3. The following named candidates, equal in number to twice the number of seats to be filled, having received at the August 28, 2012 Primary Election the greatest


Resolution No. 9190
September 11, 2012
Page 2 of 2

number of votes cast for the office Councilmember, which number was less than the majority of all legal votes cast in that race, will be candidates at the General Election to be held on November 6, 2012 for the three council seats to be filled:

Suzanne Klapp
Virginia Korte
Eric Luoma
Guy Phillips
Joanne "Copper" Phillips
Chris Schaffner


PASSED AND ADOPTED by the Council of the City of Scottsdale this 11th day of September, 2012.

CITY OF SCOTTSDALE,
an Arizona municipal corporation




W. J. "Jim" Lane, Mayor

ATTEST:



Carolyn Jagger, City Clerk

APPROVED AS TO FORM:



Bruce Washburn, City Attorney
By: Jennifer Pollock, Assistant City Attorney

RESOLUCIÓN NO. 9190

UNA RESOLUCIÓN DEL CONCEJO DE LA CIUDAD DE SCOTTSDALE, ARIZONA, DECLARANDO EL ESCRUTINIO OFICIAL DE LOS VOTOS EMITIDOS EN LA ELECCIÓN PRIMARIA DE LA CIUDAD DE SCOTTSDALE QUE SE CELEBRÓ EL 28 DE AGOSTO DE 2012; Y DECLARANDO LA ELECCIÓN DE W. J. "JIM" LANE CANDIDATO PARA EL CARGO DE ALCALDE; Y DECLARANDO SEIS CANDIDATOS PARA EL CARGO DE MIEMBRO DEL CONCEJO EN LA ELECCIÓN GENERAL QUE SE CELEBRARÁ EL 6 DE NOVIEMBRE DE 2012.

VISTO QUE, de acuerdo con el Artículo 9, Sección 1 de la Constitución de la Ciudad de Scottsdale, la Ciudad de Scottsdale celebró un Elección Primaria el 28 de agosto de 2012, con el propósito de elegir un Alcalde y tres Miembros del Concejo; y

VISTO QUE, los Estatutos Revisados de Arizona § 16-642 ordenan que el Concejo de la Ciudad complete el escrutinio de los resultados de la elección no más tarde veinte (20) días después de la elección; y

VISTO QUE, el Concejo de la Ciudad, habiendo completado el escrutinio de los resultados de la Elección Primaria, encuentra los resultados ser como se declaran en esta resolución;

AHORA POR CONSIGUIENTE RESUELVE, el Concejo de la Ciudad de Scottsdale como lo que sigue:

1. Los resultados del escrutinio se han determinado, el escrutinio oficial de la Elección Primaria de la Ciudad de Scottsdale que se celebró el 28 de agosto de 2012 son como lo que sigue:
 - a) Un resumen del número de votos emitidos en cada precinto para cada candidato para el cargo de Alcalde y Miembro del Concejo como se muestra en el Documento de Prueba A, adjunto a esto e incorporado por este referencia.
 - b) Una explicación detallada de todos los precintos del número de boletas rechazadas por precinto como se muestra en el Documento de Prueba B, adjunto a esto e incorporado por esta referencia.

2. W. J. "Jim" Lane, habiendo recibido más que la mayoría de los votos legales emitidos para el cargo de Alcalde en la Elección Primaria del 28 de agosto de 2012, se declara ser elegido a ese cargo.
3. Los siguientes nombrados candidatos equivalen en número al doble del número de cargos a ser ocupados, habiendo recibido el mayor número de los votos emitidos en la Elección Primaria del 28 de agosto de 2012, para el cargo de Miembro del Concejal que dicho número fue menos que la mayoría de todos los votos legales emitidos en esa carrera, serán candidatos en la Elección General que se celebrará el 6 de noviembre de 2012 para los tres cargos que se ocuparán:

Suzanne Klapp
Virginia Korte
Eric Luoma
Guy Phillips
Joanne "Copper" Phillips
Chris Schaffner

PASADA Y ADOPTADA por el Concejo de la Ciudad de Scottsdale este día 11 de septiembre de 2012.

CERTIFICA:

CIUDAD DE SCOTTSDALE,

Carolyn Jagger,
/s/ Secretaria Municipal

una corporación municipal
/s/ W. J. "Jim" Lane, Alcalde

APROBADA EN FORMA:

Oficina del Abogado de la Ciudad
/s/ Jennifer Pollock, Asistente al Abogada de la Ciudad

RESOLUTION NO. 9190/RESOLUCION NO. 9190
 EXHIBIT "A"/DOCUMENTO DE PRUEBA "A"
 OFFICIAL CANVASS/EXAMEN OFICIAL DE VOTAS
 CITY OF SCOTTSDALE/CIUDAD DE SCOTTSDALE
 AUGUST 28, 2012 PRIMARY ELECTION/28 DE AGOSTO DE 2012 ELECCION PRIMARIA

<u>Mayor</u>	<u>0040</u>	<u>0059</u>	<u>0069</u>	<u>0105</u>	<u>0116</u>	<u>0136</u>	<u>0164</u>	<u>0167</u>	<u>0168</u>	<u>0176</u>	<u>0197</u>	<u>0264</u>	<u>0265</u>	<u>0310</u>	<u>0311</u>	<u>0351</u>
BERNHARDT, DREW	128	202	103	175	97	112	219	41	172	132	101	256	115	147	86	97
LANE, W.J. "JIM"	335	577	413	552	289	378	583	101	642	534	343	586	318	459	174	296
WASHINGTON, JOHN	230	185	144	228	123	248	171	41	207	142	129	201	89	147	157	117
<u>Mayor</u>	<u>0364</u>	<u>0389</u>	<u>0400</u>	<u>0401</u>	<u>0403</u>	<u>0414</u>	<u>0419</u>	<u>0432</u>	<u>0457</u>	<u>0473</u>	<u>0475</u>	<u>0477</u>	<u>0489</u>	<u>0490</u>	<u>0491</u>	<u>0492</u>
BERNHARDT, DREW	101	121	303	42	56	153	161	217	82	80	176	252	128	136	369	115
LANE, W.J. "JIM"	257	304	877	109	130	442	452	668	215	219	395	815	344	477	1158	361
WASHINGTON, JOHN	119	252	417	61	95	183	329	250	141	112	255	570	294	183	571	106
<u>Mayor</u>	<u>0504</u>	<u>0516</u>	<u>0519</u>	<u>0522</u>	<u>0547</u>	<u>0555</u>	<u>0556</u>	<u>0563</u>	<u>0566</u>	<u>0570</u>	<u>0579</u>	<u>0585</u>	<u>0612</u>	<u>0624</u>	<u>0632</u>	<u>0636</u>
BERNHARDT, DREW	113	153	65	139	108	76	73	146	117	125	185	217	89	110	94	104
LANE, W.J. "JIM"	360	396	139	375	297	216	250	453	400	432	527	715	386	347	262	289
WASHINGTON, JOHN	285	199	57	134	182	85	128	163	302	160	161	215	127	151	177	123
<u>Mayor</u>	<u>0643</u>	<u>0675</u>	<u>0699</u>	<u>0702</u>	<u>0723</u>											
BERNHARDT, DREW	245	118	323	18	74											
LANE, W.J. "JIM"	614	306	967	59	244											
WASHINGTON, JOHN	326	202	294	23	170											

<u>Mayor</u>	<u>Votes</u>	<u>Percent Legal</u>	<u>Votes Cast</u>	<u>Percent Votes</u>	<u>Percent Ballots Cast</u>
BERNHARDT, DREW	7,367	18.71%	18,688	18.68%	16.92%
LANE, W.J. "JIM"	21,837	55.47%	55,366	55.36%	50.14%
WASHINGTON, JOHN	10,161	25.81%	25,766	25.76%	23.33%
Total Mayoral Candidate Votes**	39,365				
Votes Needed to be Elected	19,683				
Unqualified Write-ins***	83	0.21%		0.19%	

TOTAL REGISTERED VOTERS	142,685
TOTAL BALLOTS CAST	43,552
VOTER TURNOUT	30.52%
TOTAL REJECTED BALLOTS*	704
TOTAL OVER VOTES	36
TOTAL UNDER VOTES	4,068

*Elected in the Primary
 **Used to calculate majority of legal votes needed to be elected in the Primary
 ***There were no qualified write-in candidates for this election
 *21 Bad Signatures, 370 Returned Late, 313 No Signatures

RESOLUTION NO. 9190 EXHIBIT "A"/RESOLUCION NO. 9190 DOCUMENTO DE PRUEBA "A"

Council	0040	0059	0069	0105	0116	0136	0164	0167	0168	0176	0197	0264	0265	0310	0311	0351
BROWN, DENNY	99	82	52	123	45	124	88	19	93	81	68	53	50	82	73	43
CRAWFORD, BILL	164	184	99	177	80	167	156	41	173	202	98	187	99	137	98	93
KLAPP, SUZANNE	267	379	265	402	183	278	426	75	447	336	224	370	214	333	137	208
KOMARNICKI, DEBRA	97	182	128	146	80	130	154	24	132	113	99	159	95	146	50	48
KORTE, VIRGINIA	385	367	326	418	222	394	342	94	514	309	243	265	193	270	198	208
LUOMA, ERIC	177	231	196	265	141	185	254	53	344	213	137	262	131	170	77	137
MELI, JOE	66	209	80	127	56	69	154	19	145	135	79	273	78	108	45	81
PHILLIPS, GUY	219	316	207	284	240	241	303	57	296	272	195	402	163	208	148	190
PHILLIPS, JOANNE "COPPER"	149	203	126	196	103	145	168	29	185	149	121	250	99	139	106	121
SCHAFFNER, CHRIS	162	256	137	186	93	145	194	31	182	172	102	315	98	199	124	128
SERENA, CHRISTIAN	112	162	100	141	66	138	173	35	145	119	95	180	84	142	67	74

Council	0364	0389	0400	0401	0403	0414	0419	0432	0457	0473	0475	0477	0489	0490	0491	0492
BROWN, DENNY	41	92	148	18	41	96	106	109	48	35	54	163	84	77	131	45
CRAWFORD, BILL	97	187	316	43	65	171	199	168	99	62	120	416	189	145	287	117
KLAPP, SUZANNE	171	287	663	93	102	314	387	435	160	165	230	669	310	321	733	229
KOMARNICKI, DEBRA	82	103	280	41	50	151	138	128	61	56	99	198	101	90	293	67
KORTE, VIRGINIA	187	360	777	91	162	313	448	524	184	184	248	766	395	394	679	248
LUOMA, ERIC	130	176	471	56	48	181	241	377	95	124	168	419	188	207	440	164
MELI, JOE	64	95	192	21	37	104	98	147	46	52	153	182	66	106	458	95
PHILLIPS, GUY	145	284	549	64	96	222	379	398	139	150	405	589	322	295	848	195
PHILLIPS, JOANNE "COPPER"	112	126	318	39	74	150	220	240	107	86	293	386	174	173	589	96
SCHAFFNER, CHRIS	109	131	304	30	37	154	194	241	78	74	314	334	147	161	642	128
SERENA, CHRISTIAN	86	100	286	45	60	136	171	185	105	62	118	251	135	104	262	57

Council	0504	0516	0519	0522	0547	0555	0556	0563	0566	0570	0579	0585	0612	0624	0632	0636
BROWN, DENNY	81	76	19	68	74	54	44	93	97	85	75	104	37	47	54	61
CRAWFORD, BILL	211	179	53	134	134	62	107	129	159	123	186	202	102	99	129	87
KLAPP, SUZANNE	310	325	101	276	257	166	209	363	311	304	404	500	277	238	209	243
KOMARNICKI, DEBRA	102	137	49	105	109	48	96	104	113	126	140	192	103	76	99	79
KORTE, VIRGINIA	357	375	99	264	278	184	188	349	381	326	340	421	230	298	247	238
LUOMA, ERIC	208	211	70	156	132	115	118	214	207	196	222	374	170	185	122	141
MELI, JOE	85	80	40	88	60	57	64	99	101	103	131	154	67	65	53	75
PHILLIPS, GUY	243	224	92	192	178	125	130	265	260	223	260	363	175	230	195	153
PHILLIPS, JOANNE "COPPER"	190	149	50	123	129	74	77	176	187	156	150	200	106	140	128	71
SCHAFFNER, CHRIS	160	130	59	144	112	78	65	180	215	143	185	228	104	147	111	84
SERENA, CHRISTIAN	105	129	43	127	122	42	63	107	126	106	131	183	77	86	108	85

RESOLUTION NO. 9190 EXHIBIT "A"/RESOLUCION NO. 9190 DOCUMENTO DE PRUEBA "A"
 PAGE 3 OF 3/PAGINA 3 DE 3

<u>Council</u>	<u>0643</u>	<u>0675</u>	<u>0699</u>	<u>0702</u>	<u>0723</u>
BROWN, DENNY	101	82	192	10	82
CRAWFORD, BILL	201	146	269	24	111
KLAPP, SUZANNE	385	242	681	46	177
KOMARNICKI, DEBRA	180	105	281	14	65
KORTE, VIRGINIA	347	325	641	50	273
LUOMA, ERIC	258	152	476	33	118
MELI, JOE	254	54	204	10	64
PHILLIPS, GUY	447	215	388	30	168
PHILLIPS, JOANNE "COPPER"	320	143	238	16	94
SCHAFFNER, CHRIS	424	117	286	15	99
SERENA, CHRISTIAN	146	124	240	15	91

<u>Council</u>	<u>Percent Legal</u>	<u>Percent</u>	<u>Percent</u>	<u>Percent</u>
<u>Votes</u>	<u>Votes Cast</u>	<u>Votes Cast</u>	<u>Ballots Cast</u>	<u>Ballots Cast</u>
BROWN, DENNY	3,999	11.64%	3.88%	9.18%
CRAWFORD, BILL	7,683	22.36%	7.45%	17.64%
KLAPP, SUZANNE*	15,837	46.09%	15.35%	36.36%
KOMARNICKI, DEBRA	6,044	17.59%	5.86%	13.88%
KORTE, VIRGINIA*	16,919	49.24%	16.40%	38.85%
LUOMA, ERIC*	10,336	30.08%	10.02%	23.73%
MELI, JOE	5,548	16.15%	5.38%	12.74%
PHILLIPS, GUY*	13,377	38.93%	12.96%	30.72%
PHILLIPS, JOANNE "COPPER"*	8,389	24.42%	8.13%	19.26%
SCHAFFNER, CHRIS*	8,688	25.29%	8.42%	19.95%
SERENA, CHRISTIAN	6,252	18.20%	6.06%	14.36%
Total Council Candidate Votes**	103,072			
Divided by Number of Seats (3)**	34,357			
Votes Needed to be Elected	17,179		0.10%	
Unqualified Write-ins***	107			0.25%
				142,685
				43,552
				30.52%
				704
				27,102
				375

*21 Bad Signatures, 370 Returned Late, 313 No Signatures

*Advance to the November 6, 2012 General Election Ballot
 **Used to calculate majority of legal votes cast to be elected in the Primary
 ***There were no qualified write-in candidates for this election

August 28, 2012
Summary Report
MARICOPA COUNTY
FINAL OFFICIAL RESULTS

MAYOR - CITY OF SCOTTSDALE	(53)	53/53	100.00%
<hr/>			
Under Votes: 4068			
Over Votes: 36			
BERNHARDT, DREW		7,367	18.68%
LANE, W.J. "JIM"		21,837	55.36%
WASHINGTON, JOHN		10,161	25.76%
Write-In Candidate		83	0.21%
	Total ...	39,448	100.00%
<hr/>			
COUNCILMEMBER CITY OF SCOTTSDALE (vote for 3)	(53)	53/53	100.00%
<hr/>			
Under Votes: 27102			
Over Votes: 375			
BROWN, DENNY		3,999	3.88%
CRAWFORD, BILL		7,683	7.45%
KLAPP, SUZANNE		15,837	15.35%
KOMARNICKI, DEBRA		6,044	5.86%
KORTE, VIRGINIA		16,919	16.40%
LUOMA, ERIC		10,336	10.02%
MELI, JOE		5,548	5.38%
PHILLIPS, GUY		13,377	12.96%
PHILLIPS, JOANNE "COPPER"		8,389	8.13%
SCHAFFNER, CHRIS		8,688	8.42%
SERENA, CHRISTIAN		6,252	6.06%
Write-In Candidate		107	0.10%
	Total ...	103,179	100.00%

MRC_20120828_E

8/28/2012

Precinct Canvass
MARICOPA COUNTY

1 MAYOR - CITY OF SCOTTSDALE

	Registered	Ballots Cast	Turnout (%)	BERNHARDT, DREW	LANE, W.J. "JIM"	WASHINGTON, JOHN	Write-In Candidate	Over Votes	Under Votes						
040 BARNES	1900	764	40.21	128	335	230	1	1	69						
059 BRONCO	3157	1071	33.92	202	577	185			107						
069 CACTUS GLEN	2553	746	29.22	103	413	144			86						
105 CIELO	3236	1041	32.17	175	552	228		1	85						
116 COCOPAH	1808	578	31.97	97	289	123	1	1	67						
136 CORONADO	3051	808	26.48	112	378	248	1	2	67						
164 DC RANCH	4888	1094	22.38	219	583	171	1	2	118						
167 DEERVIEW	938	206	21.96	41	101	41			23						
168 DEL JOYA	2942	1131	38.44	172	642	207	4	1	105						
176 DESERT HIGHLANDS	2440	900	36.89	132	534	142		1	91						
197 DREYFUS	2417	623	25.78	101	343	129	1	2	47						
264 GRANITE MOUNTAIN	3047	1170	38.40	256	586	201	3		124						
265 GRAYHAWK	2120	595	28.07	115	318	89			73						
310 HUALAPAI	3189	851	26.69	147	459	147	2		96						
311 HUBBELL	1554	455	29.28	86	174	157		1	37						
351 LAUREL	1652	551	33.35	97	296	117	2		39						
364 LOMA VERDES	1697	549	32.35	101	257	119			72						
389 MARICOPA	2795	742	26.55	121	304	252	1	3	61						
400 MCCORMICK RANCH	5201	1757	33.78	303	877	417	8	2	150						
401 MCDONALD	863	235	27.23	42	109	61			23						
403 MCKELLIPS PARK	1348	302	22.40	56	130	95	2		19						
414 MIRADA	4416	877	19.86	153	442	183	1	2	96						
419 MOHAVE	3409	1010	29.63	161	452	329	3		65						
432 MUSTANG	3771	1264	33.52	217	668	250	4	1	124						
457 PAIUTE	2854	493	17.27	82	215	141			55						
473 PARK MEADOWS	1398	455	32.55	80	219	112	1		43						
475 PEAK VIEW	2277	920	40.40	176	395	255			94						
477 PECOS	4586	1741	37.96	252	815	570	6		98						
489 PIMA	2526	839	33.21	128	344	294	5	1	67						
490 PINE VALLEY	2556	882	34.51	136	477	183	2		84						
491 PINNACLE PEAK	5684	2283	40.17	369	1158	571	1	1	183						
492 PINNACLE WEST	2003	656	32.75	115	361	106	2		72						
504 PUEBLO	3823	822	21.50	113	360	285	3		61						
516 REDWING	2914	809	27.76	153	396	199		2	59						
519 RHODES	1478	278	18.81	65	139	57			17						
522 RIO MONTANA	2313	724	31.30	139	375	134	3		73						
547 SALT RIVER	2382	653	27.41	108	297	182		2	64						
555 SAN SIMON	1299	424	32.64	76	216	85			47						
556 SAN VICTOR	2083	519	24.92	73	250	128			68						
563 SANTO	2608	849	32.55	146	453	163	1	1	85						
566 SCOTTSDALE	3299	927	28.10	117	400	302	3		105						
570 SENTRY	2995	809	27.01	125	432	160	3	1	88						
579 SIERRA HILLS	2889	961	33.26	185	527	161	1		87						

1 MAYOR - CITY OF SCOTTSDALE

			1	1	1	1	1	1						
	Registered	Ballots Cast	Turnout (%)	BERNHARDT, DREW	LANE, W.J. "JIM"	WASHINGTON, JOHN	Write-In Candidate	Over Votes	Under Votes					
585 SILVER SPUR	4240	1278	30.14	217	715	215	3		128					
612 STONEGATE	1832	654	35.70	89	386	127		1	51					
624 SUNDOWN	1827	671	36.73	110	347	151	2		61					
632 SUPAI	2376	572	24.07	94	262	177	3	2	34					
636 SUTTON	1846	562	30.44	104	289	123		1	45					
643 TERRAVITA	3653	1372	37.56	245	614	326		2	185					
675 VIRGINIA	2597	678	26.11	118	306	202	2		50					
699 WESTWORLD	5590	1758	31.45	323	967	294	3	1	170					
702 WHITTON	349	107	30.66	18	59	23	1		6					
723 YUMA	2016	536	26.59	74	244	170	3	1	44					
	142685	43552	30.52	7367	21837	10161	83	36	4068					

1 COUNCILMEMBER CITY OF SCOTTSDALE (vote for 3)

	Registered	Ballots Cast	Turnout (%)	BROWN, DENNY	CRAWFORD, BILL	KLAPP, SUZANNE	KOMARNICKI, DEBRA	KORTE, VIRGINIA	LUOMA, ERIC	MELI, JOE	PHILLIPS, GUY	PHILLIPS, JOANNE "COPPER"	SCHAFFNER, CHRIS	SERENA, CHRISTIAN	Write-In Candidate
040 BARNES	1900	764	40.21	99	164	267	97	385	177	66	219	149	162	112	1
059 BRONCO	3157	1071	33.92	82	184	379	182	367	231	209	316	203	256	162	4
069 CACTUS GLEN	2553	746	29.22	52	99	265	128	326	196	80	207	126	137	100	1
105 CIELO	3236	1041	32.17	123	177	402	146	418	265	127	284	196	186	141	1
116 COCOPAH	1808	578	31.97	45	80	183	80	222	141	56	240	103	93	66	5
136 CORONADO	3051	808	26.48	124	167	278	130	394	185	69	241	145	145	138	4
164 DC RANCH	4888	1094	22.38	88	156	426	154	342	254	154	303	168	194	173	1
167 DEERVIEW	938	206	21.96	19	41	75	24	94	53	19	57	29	31	35	
168 DEL JOYA	2942	1131	38.44	93	173	447	132	514	344	145	296	185	182	145	2
176 DESERT HIGHLANDS	2440	900	36.89	81	202	336	113	309	213	135	272	149	172	119	3
197 DREYFUS	2417	623	25.78	68	98	224	99	243	137	79	195	121	102	95	4
264 GRANITE MOUNTAIN	3047	1170	38.40	53	187	370	159	265	262	273	402	250	315	180	4
265 GRAYHAWK	2120	595	28.07	50	99	214	95	193	131	78	163	99	98	84	
310 HUALAPAI	3189	851	26.69	82	137	333	146	270	170	108	208	139	199	142	3
311 HUBBELL	1554	455	29.28	73	98	137	50	198	77	45	148	106	124	67	
351 LAUREL	1652	551	33.35	43	93	208	48	208	137	81	190	121	128	74	
364 LOMA VERDES	1697	549	32.35	41	97	171	82	187	130	64	145	112	109	86	3
389 MARICOPA	2795	742	26.55	92	187	287	103	360	176	95	284	126	131	100	
400 MCCORMICK RANCH	5201	1757	33.78	148	316	663	280	777	471	192	549	318	304	286	3
401 MCDONALD	863	235	27.23	18	43	93	41	91	56	21	64	39	30	45	
403 MCKELLIPS PARK	1348	302	22.40	41	65	102	50	162	48	37	96	74	37	60	
414 MIRADA	4416	877	19.86	96	171	314	151	313	181	104	222	150	154	136	2
419 MOHAVE	3409	1010	29.63	106	199	387	138	448	241	98	379	220	194	171	
432 MUSTANG	3771	1264	33.52	109	168	435	128	524	377	147	398	240	241	185	9
457 PAIUTE	2854	493	17.27	48	99	160	61	184	95	46	139	107	78	105	1
473 PARK MEADOWS	1398	455	32.55	35	62	165	56	184	124	52	150	86	74	62	3
475 PEAK VIEW	2277	920	40.40	54	120	230	99	248	168	153	405	293	314	118	1
477 PECOS	4586	1741	37.96	163	416	669	198	766	419	182	589	386	334	251	3
489 PIMA	2526	839	33.21	84	189	310	101	395	188	66	322	174	147	135	
490 PINE VALLEY	2556	882	34.51	77	145	321	90	394	207	106	295	173	161	104	2
491 PINNACLE PEAK	5684	2283	40.17	131	287	733	293	679	440	458	848	589	642	262	4
492 PINNACLE WEST	2003	656	32.75	45	117	229	67	248	164	95	195	96	128	57	
504 PUEBLO	3823	822	21.50	81	211	310	102	357	208	85	243	190	160	105	1
516 REDWING	2914	809	27.76	76	179	325	137	375	211	80	224	149	130	129	6
519 RHODES	1478	278	18.81	19	53	101	49	99	70	40	92	50	59	43	
522 RIO MONTANA	2313	724	31.30	68	134	276	105	264	156	88	192	123	144	127	1
547 SALT RIVER	2382	653	27.41	74	134	257	109	278	132	60	178	129	112	122	
555 SAN SIMON	1299	424	32.64	54	62	166	48	184	115	57	125	74	78	42	2
556 SAN VICTOR	2083	519	24.92	44	107	209	96	188	118	64	130	77	65	63	1
563 SANTO	2608	849	32.55	93	129	363	104	349	214	99	265	176	180	107	3
566 SCOTTSDALE	3299	927	28.10	97	159	311	113	381	207	101	260	187	215	126	3
570 SENTRY	2995	809	27.01	85	123	304	126	326	196	103	223	156	143	106	6
579 SIERRA HILLS	2889	961	33.26	75	186	404	140	340	222	131	260	150	185	131	
585 SILVER SPUR	4240	1278	30.14	104	202	500	192	421	374	154	363	200	228	183	2
612 STONEGATE	1832	654	35.70	37	102	277	103	230	170	67	175	106	104	77	1
624 SUNDOWN	1827	671	36.73	47	99	238	76	298	185	65	230	140	147	86	2

1 COUNCILMEMBER CITY OF SCOTTSDALE (vote for 3)

				1	1	1	1	1	1	1	1	1	1	1	1
	Registered	Ballots Cast	Turnout (%)	BROWN, DENNY	CRAWFORD, BILL	KLAPP, SUZANNE	KOMARNICKI, DEBRA	KORTE, VIRGINIA	LUOMA, ERIC	MELI, JOE	PHILLIPS, GUY	PHILLIPS, JOANNE "COPPER"	SCHAFFNER, CHRIS	SERENA, CHRISTIAN	Write-In Candidate
632 SUPAI	2376	572	24.07	54	129	209	99	247	122	53	195	128	111	108	7
636 SUTTON	1846	562	30.44	61	87	243	79	238	141	75	153	71	84	85	
643 TERRAVITA	3653	1372	37.56	101	201	385	180	347	258	254	447	320	424	146	3
675 VIRGINIA	2597	678	26.11	82	146	242	105	325	152	54	215	143	117	124	3
699 WESTWORLD	5590	1758	31.45	192	269	681	281	641	476	204	388	238	286	240	1
702 WHITTON	349	107	30.66	10	24	46	14	50	33	10	30	16	15	15	
723 YUMA	2016	536	26.59	82	111	177	65	273	118	64	168	94	99	91	1
	142885	43552	30.52	3999	7683	15837	6044	16919	10336	5548	13377	8389	8688	6252	107

1 COUNCILMEMBER CITY OF SCOTTSDALE (vote for 3)

	Registered	Ballots Cast	Turnout (%)	1 Over Votes	1 Under Votes										
040 BARNES	1900	764	40.21		394										
059 BRONCO	3157	1071	33.92	6	632										
069 CACTUS GLEN	2553	746	29.22	12	509										
105 CIELO	3236	1041	32.17	15	642										
116 COCOPA	1808	578	31.97	6	414										
136 CORONADO	3051	808	26.48	3	401										
164 DC RANCH	4888	1094	22.38	9	860										
167 DEERVIEW	938	206	21.96	9	132										
168 DEL JOYA	2942	1131	38.44	6	729										
176 DESERT HIGHLANDS	2440	900	36.89	9	587										
197 DREYFUS	2417	623	25.78	3	401										
264 GRANITE MOUNTAIN	3047	1170	38.40	3	787										
265 GRAYHAWK	2120	595	28.07	9	472										
310 HUALAPAI	3189	851	26.69	6	610										
311 HUBBELL	1554	455	29.28	6	236										
351 LAUREL	1652	551	33.35	6	316										
364 LOMA VERDES	1697	549	32.35	3	417										
389 MARICOPA	2795	742	26.55	15	270										
400 MCCORMICK RANCH	5201	1757	33.78	12	952										
401 MCDONALD	863	235	27.23	3	161										
403 MCKELLIPS PARK	1348	302	22.40	3	131										
414 MIRADA	4416	877	19.86	9	628										
419 MOHAVE	3409	1010	29.63	9	440										
432 MUSTANG	3771	1264	33.52	6	825										
457 PAIUTE	2854	493	17.27		356										
473 PARK MEADOWS	1398	455	32.55		312										
475 PEAK VIEW	2277	920	40.40	3	554										
477 PECOS	4586	1741	37.96	39	808										
489 PIMA	2526	839	33.21	6	400										
490 PINE VALLEY	2556	882	34.51	9	562										
491 PINNACLE PEAK	5684	2283	40.17	33	1450										
492 PINNACLE WEST	2003	656	32.75	3	524										
504 PUEBLO	3823	822	21.50	6	407										
516 REDWING	2914	809	27.76		406										
519 RHODES	1478	278	18.81		159										
522 RIO MONTANA	2313	724	31.30		494										
547 SALT RIVER	2382	653	27.41	3	371										
555 SAN SIMON	1299	424	32.64	6	259										
556 SAN VICTOR	2083	519	24.92	3	392										
563 SANTO	2608	849	32.55	3	462										
566 SCOTTSDALE	3299	927	28.10	3	618										
570 SENTRY	2995	809	27.01	6	524										
579 SIERRA HILLS	2889	961	33.26	9	650										
585 SILVER SPUR	4240	1278	30.14	6	905										
612 STONEGATE	1832	654	35.70	6	507										
624 SUNDOWN	1827	671	36.73	3	397										
632 SUPAI	2376	572	24.07	9	245										
636 SUTTON	1846	562	30.44	9	360										
643 TERRAVITA	3653	1372	37.56	15	1035										
675 VIRGINIA	2597	678	26.11	15	311										
699 WESTWORLD	5590	1758	31.45	9	1368										
702 WHITTON	349	107	30.66		58										

1 COUNCILMEMBER CITY OF SCOTTSDALE (vote for 3)

	Registered	Ballots Cast	Turnout (%)	1 Over Votes	1 Under Votes										
723 YUMA	2016	536	26.59	3	262										
	142685	43552	30.52	375	27102										

RECORDER'S INFORMATION SYSTEMS CENTER

REJECTED BALLOTS BY PRECINCT / CPC

Election Title: MARICOPA COUNTY

Election Number: 1220

Election Date: 08/28/2012

SCOTTSDALE

<u>Precinct/CPC Number</u>	<u>Precinct/CPC Name</u>	<u>Reason</u>	<u>Number Rejected</u>
			0
0040	BARNES	RETURNED LATE	8
		NO SIGNATURE	3
0059	BRONCO	RETURNED LATE	5
		NO SIGNATURE	7
0069	CACTUS GLEN	RETURNED LATE	6
		NO SIGNATURE	7
0105	CIELO	BAD SIGNATURE	1
		RETURNED LATE	13
		NO SIGNATURE	7
0116	COCOPAH	RETURNED LATE	5
		NO SIGNATURE	1
0136	CORONADO	RETURNED LATE	9
		NO SIGNATURE	5
0164	DC RANCH	BAD SIGNATURE	2
		RETURNED LATE	22
		NO SIGNATURE	8
0167	DEERVIEW	RETURNED LATE	3

Date: 9/1/2012

**RECORDER'S INFORMATION SYSTEMS CENTER
REJECTED BALLOTS BY PRECINCT / CPC**

Time: 9:44 am

Election Title: MARICOPA COUNTY

Election Number: 1220

Election Date: 08/28/2012

SCOTTSDALE

<u>Precinct/CPC Number</u>	<u>Precinct/CPC Name</u>	<u>Reason</u>	<u>Number Rejected</u>
		NO SIGNATURE	2
0168	DEL JOYA	RETURNED LATE	9
		NO SIGNATURE	8
0176	DESERT HIGHLANDS	RETURNED LATE	6
		NO SIGNATURE	9
0197	DREYFUS	BAD SIGNATURE	1
		RETURNED LATE	7
		NO SIGNATURE	5
0264	GRANITE MOUNTAIN	BAD SIGNATURE	1
		RETURNED LATE	5
		NO SIGNATURE	6
0265	GRAYHAWK	RETURNED LATE	7
		NO SIGNATURE	4
0310	HUALAPAI	RETURNED LATE	12
		NO SIGNATURE	6
0311	HUBBELL	RETURNED LATE	4
0351	LAUREL	BAD SIGNATURE	1
		RETURNED LATE	1

RECORDER'S INFORMATION SYSTEMS CENTER
REJECTED BALLOTS BY PRECINCT / CPC

Election Title: MARICOPA COUNTY

Election Number: 1220

Election Date: 08/28/2012

SCOTTSDALE

<u>Precinct/CPC Number</u>	<u>Precinct/CPC Name</u>	<u>Reason</u>	<u>Number Rejected</u>
		NO SIGNATURE	6
0364	LOMA VERDES	BAD SIGNATURE	1
		RETURNED LATE	4
		NO SIGNATURE	2
0389	MARICOPA	RETURNED LATE	8
		NO SIGNATURE	2
0400	MCCORMICK RANCH	RETURNED LATE	10
		NO SIGNATURE	10
0401	MCDONALD	RETURNED LATE	1
		NO SIGNATURE	4
0403	MCKELLIPS PARK	RETURNED LATE	1
		NO SIGNATURE	1
0414	MIRADA	RETURNED LATE	6
		NO SIGNATURE	14
0419	MOHAVE	BAD SIGNATURE	1
		RETURNED LATE	8
		NO SIGNATURE	7
0432	MUSTANG	RETURNED LATE	7

RECORDER'S INFORMATION SYSTEMS CENTER
REJECTED BALLOTS BY PRECINCT / CPC

Election Title: MARICOPA COUNTY

Election Number: 1220

Election Date: 08/28/2012

SCOTTSDALE

<u>Precinct/CPC Number</u>	<u>Precinct/CPC Name</u>	<u>Reason</u>	<u>Number Rejected</u>
		NO SIGNATURE	7
0457	PAIUTE	RETURNED LATE	3
		NO SIGNATURE	3
0473	PARK MEADOWS	RETURNED LATE	4
		NO SIGNATURE	1
0475	PEAK VIEW	BAD SIGNATURE	1
		RETURNED LATE	5
		NO SIGNATURE	4
0477	PECOS	BAD SIGNATURE	1
		RETURNED LATE	10
		NO SIGNATURE	11
0489	PIMA	RETURNED LATE	7
		NO SIGNATURE	5
0490	PINE VALLEY	RETURNED LATE	9
		NO SIGNATURE	10
0491	PINNACLE PEAK	BAD SIGNATURE	1
		RETURNED LATE	15
		NO SIGNATURE	14

Date: 9/1/2012

RECORDER'S INFORMATION SYSTEMS CENTER
REJECTED BALLOTS BY PRECINCT / CPC

Time: 9:44 am

Election Title: MARICOPA COUNTY

Election Number: 1220

Election Date: 08/28/2012

SCOTTSDALE

<u>Precinct/CPC Number</u>	<u>Precinct/CPC Name</u>	<u>Reason</u>	<u>Number Rejected</u>
0492	PINNACLE WEST	RETURNED LATE	4
		NO SIGNATURE	7
0504	PUEBLO	RETURNED LATE	10
		NO SIGNATURE	11
0516	REDWING	BAD SIGNATURE	1
		RETURNED LATE	7
		NO SIGNATURE	6
0519	RHODES	RETURNED LATE	6
		NO SIGNATURE	2
0522	RIO MONTANA	RETURNED LATE	6
		NO SIGNATURE	3
0547	SALT RIVER	RETURNED LATE	10
		NO SIGNATURE	2
0555	SAN SIMON	RETURNED LATE	3
		NO SIGNATURE	5
0556	SAN VICTOR	RETURNED LATE	6
		NO SIGNATURE	4
0563	SANTO	BAD SIGNATURE	1

Date: 9/1/2012

RECORDER'S INFORMATION SYSTEMS CENTER
REJECTED BALLOTS BY PRECINCT / CPC

Time: 9:44 am

Election Title: MARICOPA COUNTY

Election Number: 1220

Election Date: 08/28/2012

SCOTTSDALE

<u>Precinct/CPC Number</u>	<u>Precinct/CPC Name</u>	<u>Reason</u>	<u>Number Rejected</u>
		RETURNED LATE	8
		NO SIGNATURE	4
0566	SCOTTSDALE	BAD SIGNATURE	2
		RETURNED LATE	9
		NO SIGNATURE	9
0570	SENTRY	BAD SIGNATURE	1
		RETURNED LATE	10
		NO SIGNATURE	10
0579	SIERRA HILLS	RETURNED LATE	6
		NO SIGNATURE	3
0585	SILVER SPUR	BAD SIGNATURE	1
		RETURNED LATE	8
		NO SIGNATURE	4
0612	STONEGATE	NO SIGNATURE	8
0624	SUNDOWN	BAD SIGNATURE	1
		RETURNED LATE	13
		NO SIGNATURE	3
0632	SUPAI	BAD SIGNATURE	3

Date: 9/1/2012

RECORDER'S INFORMATION SYSTEMS CENTER
REJECTED BALLOTS BY PRECINCT / CPC

Time: 9:44 am

Election Title: MARICOPA COUNTY

Election Number: 1220

Election Date: 08/28/2012

SCOTTSDALE

<u>Precinct/CPC Number</u>	<u>Precinct/CPC Name</u>	<u>Reason</u>	<u>Number Rejected</u>
		RETURNED LATE	2
		NO SIGNATURE	5
0636	SUTTON	RETURNED LATE	2
		NO SIGNATURE	4
0643	TERRAVITA	RETURNED LATE	14
		NO SIGNATURE	18
0675	VIRGINIA	RETURNED LATE	9
		NO SIGNATURE	3
0699	WESTWORLD	RETURNED LATE	14
		NO SIGNATURE	17
0702	WHITTON	RETURNED LATE	1
		NO SIGNATURE	1
0723	YUMA	RETURNED LATE	2
		NO SIGNATURE	5
Bad Signature Total:			21
Returned Late Total:			370
No Signature Total:			313
Total Rejected:			704

MARICOPA COUNTY
RECORDER'S INFORMATION SYSTEMS CENTER
PROVISIONAL BALLOTS HAVA REQUIREMENTS

Election: 1220 MARICOPA COUNTY
SCOTTSDALE

ELECTION	1220	MARICOPA COUNTY
PRECINCT	0040	
BALLOTS COUNTED:	8	
BALLOTS NOT COUNTED:	0	
TOTAL BALLOTS:	8	

8	A2 EARLY BALLOT REQUESTED AND NOT RETURNED
---	--------------------------------------------

ELECTION	1220	MARICOPA COUNTY
PRECINCT	0059	
BALLOTS COUNTED:	26	
BALLOTS NOT COUNTED:	3	
TOTAL BALLOTS:	29	

1	A1 NEW RESIDENT BALLOT
21	A2 EARLY BALLOT REQUESTED AND NOT RETURNED
4	A7 ID ADDRESS DOESN'T MATCH SIGNATURE ROSTER
1	B10 YOU ARE NOT REGISTERED TO VOTE
2	B11 INCOMPLETE INFORMATION GIVEN ON YOUR PROVISIONAL BALLOT FORM.

ELECTION	1220	MARICOPA COUNTY
PRECINCT	0069	
BALLOTS COUNTED:	9	
BALLOTS NOT COUNTED:	0	
TOTAL BALLOTS:	9	

1	A1 NEW RESIDENT BALLOT
8	A2 EARLY BALLOT REQUESTED AND NOT RETURNED

ELECTION	1220	MARICOPA COUNTY
PRECINCT	0105	
BALLOTS COUNTED:	12	
BALLOTS NOT COUNTED:	2	
TOTAL BALLOTS:	14	

12	A2 EARLY BALLOT REQUESTED AND NOT RETURNED
1	B11 INCOMPLETE INFORMATION GIVEN ON YOUR PROVISIONAL BALLOT FORM.
1	B13 YOUR EARLY BALLOT WAS SENT, RETURNED AND COUNTED

MARICOPA COUNTY
RECORDER'S INFORMATION SYSTEMS CENTER
PROVISIONAL BALLOTS HAVA REQUIREMENTS

Election: 1220 MARICOPA COUNTY
SCOTTSDALE

ELECTION	1220	MARICOPA COUNTY
PRECINCT	0116	
BALLOTS COUNTED:	6	
BALLOTS NOT COUNTED:	3	
TOTAL BALLOTS:	9	

1 A1 NEW RESIDENT BALLOT
5 A2 EARLY BALLOT REQUESTED AND NOT RETURNED
2 B10 YOU ARE NOT REGISTERED TO VOTE
1 B13 YOUR EARLY BALLOT WAS SENT, RETURNED AND COUNTED

ELECTION	1220	MARICOPA COUNTY
PRECINCT	0136	
BALLOTS COUNTED:	15	
BALLOTS NOT COUNTED:	5	
TOTAL BALLOTS:	20	

1 A1 NEW RESIDENT BALLOT
13 A2 EARLY BALLOT REQUESTED AND NOT RETURNED
1 A7 ID ADDRESS DOESNT MATCH SIGNATURE ROSTER
3 B10 YOU ARE NOT REGISTERED TO VOTE
1 B13 YOUR EARLY BALLOT WAS SENT, RETURNED AND COUNTED
1 B15 THE SIGNATURE ON YOUR, PROVISIONAL BALLOT DID NOT MATCH THE SIGNATURE ON YOUR VOTER REGISTRATION RECORD

ELECTION	1220	MARICOPA COUNTY
PRECINCT	0164	
BALLOTS COUNTED:	18	
BALLOTS NOT COUNTED:	4	
TOTAL BALLOTS:	22	

1 A1 NEW RESIDENT BALLOT
17 A2 EARLY BALLOT REQUESTED AND NOT RETURNED
1 B10 YOU ARE NOT REGISTERED TO VOTE
1 B12 YOU WERE NOT ELIGIBLE TO VOTE IN THIS ELECTION.
1 B14 YOU WENT TO THE WRONG POLLING PLACE FOR THIS ELECTION.
1 B17 INSUFFICIENT IDENTIFICATION PROVIDED AFTER ELECTION DAY

Election: 1220 MARICOPA COUNTY SCOTTSDALE

ELECTION	1220	MARICOPA COUNTY
PRECINCT	0167	
BALLOTS COUNTED:	3	
BALLOTS NOT COUNTED:	0	
TOTAL BALLOTS:	3	
3	A2 EARLY BALLOT REQUESTED AND NOT RETURNED	

ELECTION	1220	MARICOPA COUNTY
PRECINCT	0168	
BALLOTS COUNTED:	12	
BALLOTS NOT COUNTED:	2	
TOTAL BALLOTS:	14	
12	A2 EARLY BALLOT REQUESTED AND NOT RETURNED	
2	B13 YOUR EARLY BALLOT WAS SENT, RETURNED AND COUNTED	

ELECTION	1220	MARICOPA COUNTY
PRECINCT	0176	
BALLOTS COUNTED:	13	
BALLOTS NOT COUNTED:	0	
TOTAL BALLOTS:	13	
3	A1 NEW RESIDENT BALLOT	
8	A2 EARLY BALLOT REQUESTED AND NOT RETURNED	
1	A5 REGISTRATION RECEIVED TOO LATE TO BE PRINTED ON SIGNATURE ROSTER	
1	A7 ID ADDRESS DOESNT MATCH SIGNATURE ROSTER	

ELECTION	1220	MARICOPA COUNTY
PRECINCT	0197	
BALLOTS COUNTED:	9	
BALLOTS NOT COUNTED:	0	
TOTAL BALLOTS:	9	
8	A2 EARLY BALLOT REQUESTED AND NOT RETURNED	
1	A6 NAME CHANGE	

MARICOPA COUNTY
RECORDER'S INFORMATION SYSTEMS CENTER
PROVISIONAL BALLOTS HAVA REQUIREMENTS

Election: 1220 MARICOPA COUNTY
SCOTTSDALE

ELECTION	1220	MARICOPA COUNTY
PRECINCT	0264	
BALLOTS COUNTED:	15	
BALLOTS NOT COUNTED:	3	
TOTAL BALLOTS:	18	

2 A1 NEW RESIDENT BALLOT
13 A2 EARLY BALLOT REQUESTED AND NOT RETURNED
1 B11 INCOMPLETE INFORMATION GIVEN ON YOUR PROVISIONAL BALLOT FORM.
1 B15 THE SIGNATURE ON YOUR PROVISIONAL BALLOT DID NOT MATCH THE SIGNATURE ON YOUR VOTER REGISTRATION RECORD
1 B17 INSUFFICIENT IDENTIFICATION PROVIDED AFTER ELECTION DAY

ELECTION	1220	MARICOPA COUNTY
PRECINCT	0265	
BALLOTS COUNTED:	9	
BALLOTS NOT COUNTED:	1	
TOTAL BALLOTS:	10	

8 A2 EARLY BALLOT REQUESTED AND NOT RETURNED
1 A7 ID ADDRESS DOESN'T MATCH SIGNATURE ROSTER
1 B12 YOU WERE NOT ELIGIBLE TO VOTE IN THIS ELECTION.

ELECTION	1220	MARICOPA COUNTY
PRECINCT	0310	
BALLOTS COUNTED:	10	
BALLOTS NOT COUNTED:	4	
TOTAL BALLOTS:	14	

3 A1 NEW RESIDENT BALLOT
5 A2 EARLY BALLOT REQUESTED AND NOT RETURNED
2 A7 ID ADDRESS DOESN'T MATCH SIGNATURE ROSTER
1 B11 INCOMPLETE INFORMATION GIVEN ON YOUR PROVISIONAL BALLOT FORM.
3 B12 YOU WERE NOT ELIGIBLE TO VOTE IN THIS ELECTION.

MARICOPA COUNTY
RECORDER'S INFORMATION SYSTEMS CENTER
PROVISIONAL BALLOTS HAVA REQUIREMENTS

Election: 1220 MARICOPA COUNTY
SCOTTSDALE

ELECTION	1220	MARICOPA COUNTY
PRECINCT	0311	
BALLOTS COUNTED:	12	
BALLOTS NOT COUNTED:	3	
TOTAL BALLOTS:	15	
1	A1 NEW RESIDENT BALLOT	
9	A2 EARLY BALLOT REQUESTED AND NOT RETURNED	
2	A7 ID ADDRESS DOESN'T MATCH SIGNATURE ROSTER	
1	B13 YOUR EARLY BALLOT WAS SENT, RETURNED AND COUNTED	
2	B14 YOU WENT TO THE WRONG POLLING PLACE FOR THIS ELECTION.	

ELECTION	1220	MARICOPA COUNTY
PRECINCT	0351	
BALLOTS COUNTED:	7	
BALLOTS NOT COUNTED:	1	
TOTAL BALLOTS:	8	
7	A2 EARLY BALLOT REQUESTED AND NOT RETURNED	
1	B13 YOUR EARLY BALLOT WAS SENT, RETURNED AND COUNTED	

ELECTION	1220	MARICOPA COUNTY
PRECINCT	0364	
BALLOTS COUNTED:	7	
BALLOTS NOT COUNTED:	0	
TOTAL BALLOTS:	7	
7	A2 EARLY BALLOT REQUESTED AND NOT RETURNED	

ELECTION	1220	MARICOPA COUNTY
PRECINCT	0366	
BALLOTS COUNTED:	1	
BALLOTS NOT COUNTED:	0	
TOTAL BALLOTS:	1	
1	A1 NEW RESIDENT BALLOT	

MARICOPA COUNTY
RECORDER'S INFORMATION SYSTEMS CENTER
PROVISIONAL BALLOTS HAVA REQUIREMENTS

Election: 1220 MARICOPA COUNTY
SCOTTSDALE

ELECTION	1220	MARICOPA COUNTY
PRECINCT	0389	
BALLOTS COUNTED:	11	
BALLOTS NOT COUNTED:	5	
TOTAL BALLOTS:	16	

1 A1 NEW RESIDENT BALLOT
9 A2 EARLY BALLOT REQUESTED AND NOT RETURNED
1 A7 ID ADDRESS DOESN'T MATCH SIGNATURE ROSTER
2 B10 YOU ARE NOT REGISTERED TO VOTE
2 B12 YOU WERE NOT ELIGIBLE TO VOTE IN THIS ELECTION.
1 B13 YOUR EARLY BALLOT WAS SENT, RETURNED AND COUNTED

ELECTION	1220	MARICOPA COUNTY
PRECINCT	0400	
BALLOTS COUNTED:	42	
BALLOTS NOT COUNTED:	6	
TOTAL BALLOTS:	48	

3 A1 NEW RESIDENT BALLOT
33 A2 EARLY BALLOT REQUESTED AND NOT RETURNED
1 A4 HARASSMENT CODED VOTER
5 A7 ID ADDRESS DOESN'T MATCH SIGNATURE ROSTER
1 B11 INCOMPLETE INFORMATION GIVEN ON YOUR PROVISIONAL BALLOT FORM.
1 B12 YOU WERE NOT ELIGIBLE TO VOTE IN THIS ELECTION.
2 B13 YOUR EARLY BALLOT WAS SENT, RETURNED AND COUNTED
2 B14 YOU WENT TO THE WRONG POLLING PLACE FOR THIS ELECTION.

ELECTION	1220	MARICOPA COUNTY
PRECINCT	0401	
BALLOTS COUNTED:	9	
BALLOTS NOT COUNTED:	1	
TOTAL BALLOTS:	10	

1 A1 NEW RESIDENT BALLOT
7 A2 EARLY BALLOT REQUESTED AND NOT RETURNED
1 A7 ID ADDRESS DOESN'T MATCH SIGNATURE ROSTER
1 B13 YOUR EARLY BALLOT WAS SENT, RETURNED AND COUNTED

Election: 1220 MARICOPA COUNTY SCOTTSDALE

ELECTION	1220	MARICOPA COUNTY
PRECINCT	0403	
BALLOTS COUNTED:	10	
BALLOTS NOT COUNTED:	2	
TOTAL BALLOTS:	12	
10	A2 EARLY BALLOT REQUESTED AND NOT RETURNED	
1	B12 YOU WERE NOT ELIGIBLE TO VOTE IN THIS ELECTION.	
1	B15 THE SIGNATURE ON YOUR, PROVISIONAL BALLOT DID NOT MATCH THE SIGNATURE ON YOUR VOTER REGISTRATION RECORD	

ELECTION	1220	MARICOPA COUNTY
PRECINCT	0414	
BALLOTS COUNTED:	15	
BALLOTS NOT COUNTED:	3	
TOTAL BALLOTS:	18	
2	A1 NEW RESIDENT BALLOT	
12	A2 EARLY BALLOT REQUESTED AND NOT RETURNED	
1	A7 ID ADDRESS DOESN'T MATCH SIGNATURE ROSTER	
2	B10 YOU ARE NOT REGISTERED TO VOTE	
1	B14 YOU WENT TO THE WRONG POLLING PLACE FOR THIS ELECTION.	

ELECTION	1220	MARICOPA COUNTY
PRECINCT	0419	
BALLOTS COUNTED:	16	
BALLOTS NOT COUNTED:	0	
TOTAL BALLOTS:	16	
15	A2 EARLY BALLOT REQUESTED AND NOT RETURNED	
1	A6 NAME CHANGE	

ELECTION	1220	MARICOPA COUNTY
PRECINCT	0432	
BALLOTS COUNTED:	20	
BALLOTS NOT COUNTED:	0	
TOTAL BALLOTS:	20	
19	A2 EARLY BALLOT REQUESTED AND NOT RETURNED	
1	A7 ID ADDRESS DOESN'T MATCH SIGNATURE ROSTER	

MARICOPA COUNTY
RECORDER'S INFORMATION SYSTEMS CENTER
PROVISIONAL BALLOTS HAVA REQUIREMENTS

Election: 1220 MARICOPA COUNTY
SCOTTSDALE

ELECTION 1220 MARICOPA COUNTY
PRECINCT 0457
BALLOTS COUNTED: 18
BALLOTS NOT COUNTED: 3
TOTAL BALLOTS: 21

- 1 A1 NEW RESIDENT BALLOT
- 13 A2 EARLY BALLOT REQUESTED AND NOT RETURNED
- 4 A7 ID ADDRESS DOESNT MATCH SIGNATURE ROSTER
- 2 B11 INCOMPLETE INFORMATION GIVEN ON YOUR PROVISIONAL BALLOT FORM.
- 1 B12 YOU WERE NOT ELIGIBLE TO VOTE IN THIS ELECTION.

ELECTION 1220 MARICOPA COUNTY
PRECINCT 0473
BALLOTS COUNTED: 7
BALLOTS NOT COUNTED: 2
TOTAL BALLOTS: 9

- 7 A2 EARLY BALLOT REQUESTED AND NOT RETURNED
- 1 B10 YOU ARE NOT REGISTERED TO VOTE
- 1 B14 YOU WENT TO THE WRONG POLLING PLACE FOR THIS ELECTION.

ELECTION 1220 MARICOPA COUNTY
PRECINCT 0475
BALLOTS COUNTED: 10
BALLOTS NOT COUNTED: 0
TOTAL BALLOTS: 10

- 8 A2 EARLY BALLOT REQUESTED AND NOT RETURNED
- 1 A3 OFFICE ERROR OCCURRED
- 1 A7 ID ADDRESS DOESNT MATCH SIGNATURE ROSTER

MARICOPA COUNTY
RECORDER'S INFORMATION SYSTEMS CENTER
PROVISIONAL BALLOTS HAVA REQUIREMENTS

Election: 1220 MARICOPA COUNTY
SCOTTSDALE

ELECTION 1220 MARICOPA COUNTY

PRECINCT 0477

BALLOTS COUNTED: 20

BALLOTS NOT COUNTED: 0

TOTAL BALLOTS: 20

- 2 A1 NEW RESIDENT BALLOT
- 16 A2 EARLY BALLOT REQUESTED AND NOT RETURNED
- 1 A4 HARASSMENT CODED VOTER
- 1 A7 ID ADDRESS DOESN'T MATCH SIGNATURE ROSTER

ELECTION 1220 MARICOPA COUNTY

PRECINCT 0489

BALLOTS COUNTED: 19

BALLOTS NOT COUNTED: 1

TOTAL BALLOTS: 20

- 1 A1 NEW RESIDENT BALLOT
- 17 A2 EARLY BALLOT REQUESTED AND NOT RETURNED
- 1 A7 ID ADDRESS DOESN'T MATCH SIGNATURE ROSTER
- 1 B14 YOU WENT TO THE WRONG POLLING PLACE FOR THIS ELECTION.

ELECTION 1220 MARICOPA COUNTY

PRECINCT 0490

BALLOTS COUNTED: 15

BALLOTS NOT COUNTED: 2

TOTAL BALLOTS: 17

- 1 A1 NEW RESIDENT BALLOT
- 14 A2 EARLY BALLOT REQUESTED AND NOT RETURNED
- 2 B13 YOUR EARLY BALLOT WAS SENT, RETURNED AND COUNTED

MARICOPA COUNTY
 RECORDER'S INFORMATION SYSTEMS CENTER
 PROVISIONAL BALLOTS HAVA REQUIREMENTS

Election: 1220 MARICOPA COUNTY
 SCOTTSDALE

ELECTION 1220 MARICOPA COUNTY
 PRECINCT 0491
 BALLOTS COUNTED: 32
 BALLOTS NOT COUNTED: 6
 TOTAL BALLOTS: 38

- 1 A1 NEW RESIDENT BALLOT
- 28 A2 EARLY BALLOT REQUESTED AND NOT RETURNED
- 3 A7 ID ADDRESS DOESN'T MATCH SIGNATURE ROSTER
- 1 B12 YOU WERE NOT ELIGIBLE TO VOTE IN THIS ELECTION.
- 1 B13 YOUR EARLY BALLOT WAS SENT, RETURNED AND COUNTED
- 2 B14 YOU WENT TO THE WRONG POLLING PLACE FOR THIS ELECTION.
- 2 B17 INSUFFICIENT IDENTIFICATION PROVIDED AFTER ELECTION DAY

ELECTION 1220 MARICOPA COUNTY
 PRECINCT 0492
 BALLOTS COUNTED: 11
 BALLOTS NOT COUNTED: 0
 TOTAL BALLOTS: 11

- 1 A1 NEW RESIDENT BALLOT
- 10 A2 EARLY BALLOT REQUESTED AND NOT RETURNED

ELECTION 1220 MARICOPA COUNTY
 PRECINCT 0504
 BALLOTS COUNTED: 25
 BALLOTS NOT COUNTED: 5
 TOTAL BALLOTS: 30

- 5 A1 NEW RESIDENT BALLOT
- 17 A2 EARLY BALLOT REQUESTED AND NOT RETURNED
- 3 A7 ID ADDRESS DOESN'T MATCH SIGNATURE ROSTER
- 1 B10 YOU ARE NOT REGISTERED TO VOTE
- 1 B12 YOU WERE NOT ELIGIBLE TO VOTE IN THIS ELECTION.
- 2 B14 YOU WENT TO THE WRONG POLLING PLACE FOR THIS ELECTION.
- 1 B17 INSUFFICIENT IDENTIFICATION PROVIDED AFTER ELECTION DAY

MARICOPA COUNTY
RECORDER'S INFORMATION SYSTEMS CENTER
PROVISIONAL BALLOTS HAVA REQUIREMENTS

Election: 1220 MARICOPA COUNTY
SCOTTSDALE

ELECTION 1220 MARICOPA COUNTY

PRECINCT 0516

BALLOTS COUNTED: 11

BALLOTS NOT COUNTED: 4

TOTAL BALLOTS: 15

2 A1 NEW RESIDENT BALLOT

8 A2 EARLY BALLOT REQUESTED AND NOT RETURNED

1 A5 REGISTRATION RECEIVED TOO LATE TO BE PRINTED ON SIGNATURE ROSTER

1 B13 YOUR EARLY BALLOT WAS SENT, RETURNED AND COUNTED

3 B14 YOU WENT TO THE WRONG POLLING PLACE FOR THIS ELECTION.

ELECTION 1220 MARICOPA COUNTY

PRECINCT 0519

BALLOTS COUNTED: 4

BALLOTS NOT COUNTED: 2

TOTAL BALLOTS: 6

3 A2 EARLY BALLOT REQUESTED AND NOT RETURNED

1 A7 ID ADDRESS DOESN'T MATCH SIGNATURE ROSTER

1 B11 INCOMPLETE INFORMATION GIVEN ON YOUR PROVISIONAL BALLOT FORM.

1 B12 YOU WERE NOT ELIGIBLE TO VOTE IN THIS ELECTION.

ELECTION 1220 MARICOPA COUNTY

PRECINCT 0522

BALLOTS COUNTED: 14

BALLOTS NOT COUNTED: 3

TOTAL BALLOTS: 17

12 A2 EARLY BALLOT REQUESTED AND NOT RETURNED

2 A7 ID ADDRESS DOESN'T MATCH SIGNATURE ROSTER

1 B11 INCOMPLETE INFORMATION GIVEN ON YOUR PROVISIONAL BALLOT FORM.

2 B12 YOU WERE NOT ELIGIBLE TO VOTE IN THIS ELECTION.

ELECTION 1220 MARICOPA COUNTY

PRECINCT 0534

BALLOTS COUNTED: 1

BALLOTS NOT COUNTED: 0

TOTAL BALLOTS: 1

1 A1 NEW RESIDENT BALLOT

MARICOPA COUNTY
RECORDER'S INFORMATION SYSTEMS CENTER
PROVISIONAL BALLOTS HAVA REQUIREMENTS

Election: 1220 MARICOPA COUNTY
SCOTTSDALE

ELECTION	1220	MARICOPA COUNTY
PRECINCT	0547	
BALLOTS COUNTED:	10	
BALLOTS NOT COUNTED:	0	
TOTAL BALLOTS:	10	

9	A2 EARLY BALLOT REQUESTED AND NOT RETURNED
1	A4 HARASSMENT CODED VOTER

ELECTION	1220	MARICOPA COUNTY
PRECINCT	0555	
BALLOTS COUNTED:	7	
BALLOTS NOT COUNTED:	1	
TOTAL BALLOTS:	8	

1	A1 NEW RESIDENT BALLOT
5	A2 EARLY BALLOT REQUESTED AND NOT RETURNED
1	A7 ID ADDRESS DOESN'T MATCH SIGNATURE ROSTER
1	B14 YOU WENT TO THE WRONG POLLING PLACE FOR THIS ELECTION.

ELECTION	1220	MARICOPA COUNTY
PRECINCT	0556	
BALLOTS COUNTED:	9	
BALLOTS NOT COUNTED:	1	
TOTAL BALLOTS:	10	

1	A1 NEW RESIDENT BALLOT
5	A2 EARLY BALLOT REQUESTED AND NOT RETURNED
3	A7 ID ADDRESS DOESN'T MATCH SIGNATURE ROSTER
1	B14 YOU WENT TO THE WRONG POLLING PLACE FOR THIS ELECTION.

MARICOPA COUNTY
RECORDER'S INFORMATION SYSTEMS CENTER
PROVISIONAL BALLOTS HAVA REQUIREMENTS

Election: 1220 MARICOPA COUNTY
SCOTTSDALE

ELECTION 1220 MARICOPA COUNTY
PRECINCT 0563
BALLOTS COUNTED: 14
BALLOTS NOT COUNTED: 5
TOTAL BALLOTS: 19

- 4 A1 NEW RESIDENT BALLOT
- 9 A2 EARLY BALLOT REQUESTED AND NOT RETURNED
- 1 A7 ID ADDRESS DOESN'T MATCH SIGNATURE ROSTER
- 1 B10 YOU ARE NOT REGISTERED TO VOTE
- 2 B13 YOUR EARLY BALLOT WAS SENT, RETURNED AND COUNTED
- 2 B17 INSUFFICIENT IDENTIFICATION PROVIDED AFTER ELECTION DAY

ELECTION 1220 MARICOPA COUNTY
PRECINCT 0566
BALLOTS COUNTED: 23
BALLOTS NOT COUNTED: 6
TOTAL BALLOTS: 29

- 2 A1 NEW RESIDENT BALLOT
- 21 A2 EARLY BALLOT REQUESTED AND NOT RETURNED
- 1 B10 YOU ARE NOT REGISTERED TO VOTE
- 1 B11 INCOMPLETE INFORMATION GIVEN ON YOUR PROVISIONAL BALLOT FORM.
- 1 B12 YOU WERE NOT ELIGIBLE TO VOTE IN THIS ELECTION.
- 3 B14 YOU WENT TO THE WRONG POLLING PLACE FOR THIS ELECTION.

ELECTION 1220 MARICOPA COUNTY
PRECINCT 0570
BALLOTS COUNTED: 14
BALLOTS NOT COUNTED: 0
TOTAL BALLOTS: 14

- 10 A2 EARLY BALLOT REQUESTED AND NOT RETURNED
- 2 A4 HARASSMENT CODED VOTER
- 2 A7 ID ADDRESS DOESN'T MATCH SIGNATURE ROSTER

MARICOPA COUNTY
RECORDER'S INFORMATION SYSTEMS CENTER
PROVISIONAL BALLOTS HAVA REQUIREMENTS

Election: 1220 MARICOPA COUNTY
SCOTTSDALE

ELECTION	1220	MARICOPA COUNTY
PRECINCT	0579	
BALLOTS COUNTED:	7	
BALLOTS NOT COUNTED:	2	
TOTAL BALLOTS:	9	
7	A2 EARLY BALLOT REQUESTED AND NOT RETURNED	
1	B12 YOU WERE NOT ELIGIBLE TO VOTE IN THIS ELECTION.	
1	B14 YOU WENT TO THE WRONG POLLING PLACE FOR THIS ELECTION.	

ELECTION	1220	MARICOPA COUNTY
PRECINCT	0585	
BALLOTS COUNTED:	23	
BALLOTS NOT COUNTED:	5	
TOTAL BALLOTS:	28	
1	A1 NEW RESIDENT BALLOT	
16	A2 EARLY BALLOT REQUESTED AND NOT RETURNED	
1	A6 NAME CHANGE	
5	A7 ID ADDRESS DOESN'T MATCH SIGNATURE ROSTER	
1	B11 INCOMPLETE INFORMATION GIVEN ON YOUR PROVISIONAL BALLOT FORM.	
4	B12 YOU WERE NOT ELIGIBLE TO VOTE IN THIS ELECTION.	

ELECTION	1220	MARICOPA COUNTY
PRECINCT	0612	
BALLOTS COUNTED:	15	
BALLOTS NOT COUNTED:	1	
TOTAL BALLOTS:	16	
1	A1 NEW RESIDENT BALLOT	
14	A2 EARLY BALLOT REQUESTED AND NOT RETURNED	
1	B14 YOU WENT TO THE WRONG POLLING PLACE FOR THIS ELECTION.	

ELECTION	1220	MARICOPA COUNTY
PRECINCT	0624	
BALLOTS COUNTED:	13	
BALLOTS NOT COUNTED:	0	
TOTAL BALLOTS:	13	
2	A1 NEW RESIDENT BALLOT	
11	A2 EARLY BALLOT REQUESTED AND NOT RETURNED	

MARICOPA COUNTY
RECORDER'S INFORMATION SYSTEMS CENTER
PROVISIONAL BALLOTS HAVA REQUIREMENTS

Election: 1220 MARICOPA COUNTY
SCOTTSDALE

ELECTION 1220 MARICOPA COUNTY
PRECINCT 0632
BALLOTS COUNTED: 12
BALLOTS NOT COUNTED: 0
TOTAL BALLOTS: 12

10 A2 EARLY BALLOT REQUESTED AND NOT RETURNED
1 A5 REGISTRATION RECEIVED TOO LATE TO BE PRINTED ON SIGNATURE ROSTER
1 A7 ID ADDRESS DOESN'T MATCH SIGNATURE ROSTER

ELECTION 1220 MARICOPA COUNTY
PRECINCT 0636
BALLOTS COUNTED: 9
BALLOTS NOT COUNTED: 1
TOTAL BALLOTS: 10

9 A2 EARLY BALLOT REQUESTED AND NOT RETURNED
1 B13 YOUR EARLY BALLOT WAS SENT, RETURNED AND COUNTED

ELECTION 1220 MARICOPA COUNTY
PRECINCT 0643
BALLOTS COUNTED: 11
BALLOTS NOT COUNTED: 3
TOTAL BALLOTS: 14

11 A2 EARLY BALLOT REQUESTED AND NOT RETURNED
3 B12 YOU WERE NOT ELIGIBLE TO VOTE IN THIS ELECTION.

ELECTION 1220 MARICOPA COUNTY
PRECINCT 0675
BALLOTS COUNTED: 11
BALLOTS NOT COUNTED: 2
TOTAL BALLOTS: 13

10 A2 EARLY BALLOT REQUESTED AND NOT RETURNED
1 A7 ID ADDRESS DOESN'T MATCH SIGNATURE ROSTER
1 B13 YOUR EARLY BALLOT WAS SENT, RETURNED AND COUNTED
1 B15 THE SIGNATURE ON YOUR, PROVISIONAL BALLOT DID NOT MATCH THE SIGNATURE ON YOUR VOTER REGISTRATION RECORD

MARICOPA COUNTY
RECORDER'S INFORMATION SYSTEMS CENTER
PROVISIONAL BALLOTS HAVA REQUIREMENTS

Election: 1220 MARICOPA COUNTY
SCOTTSDALE

ELECTION 1220 MARICOPA COUNTY

PRECINCT 0699

BALLOTS COUNTED: 30

BALLOTS NOT COUNTED: 2

TOTAL BALLOTS: 32

1 A1 NEW RESIDENT BALLOT

27 A2 EARLY BALLOT REQUESTED AND NOT RETURNED

2 A7 ID ADDRESS DOESN'T MATCH SIGNATURE ROSTER

1 B10 YOU ARE NOT REGISTERED TO VOTE

1 B15 THE SIGNATURE ON YOUR, PROVISIONAL BALLOT DID NOT MATCH THE SIGNATURE ON YOUR VOTER REGISTRATION RECORD

ELECTION 1220 MARICOPA COUNTY

PRECINCT 0702

BALLOTS COUNTED: 0

BALLOTS NOT COUNTED: 1

TOTAL BALLOTS: 1

1 B11 INCOMPLETE INFORMATION GIVEN ON YOUR PROVISIONAL BALLOT FORM.

ELECTION 1220 MARICOPA COUNTY

PRECINCT 0723

BALLOTS COUNTED: 8

BALLOTS NOT COUNTED: 1

TOTAL BALLOTS: 9

7 A2 EARLY BALLOT REQUESTED AND NOT RETURNED

1 A7 ID ADDRESS DOESN'T MATCH SIGNATURE ROSTER

1 B10 YOU ARE NOT REGISTERED TO VOTE

RECORDER'S INFORMATION SYSTEMS CENTER
PROVISIONAL BALLOTS HAVA REQUIREMENTS

Election: 1220 MARICOPA COUNTY

SCOTTSDALE

SUMMARY REPORT TOTALS

BALLOTS COUNTED: 718

BALLOTS NOT COUNTED: 107

TOTAL BALLOTS: 825