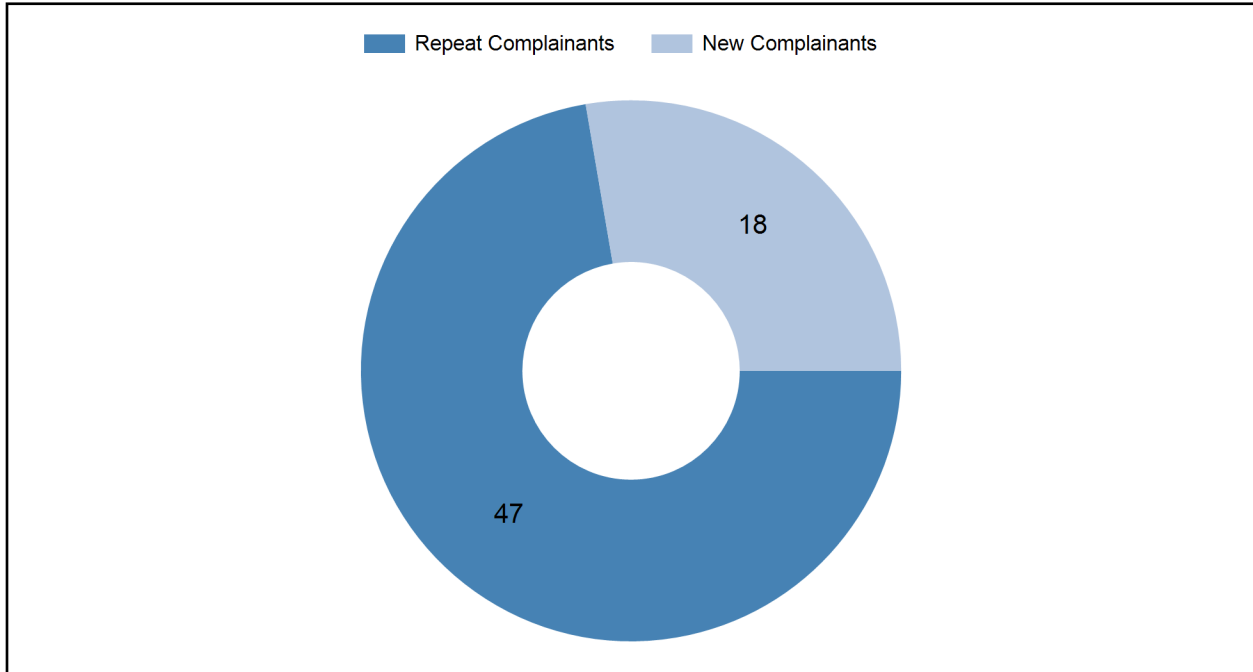


# Quarterly Noise Report

April 1 through June 30, 2021

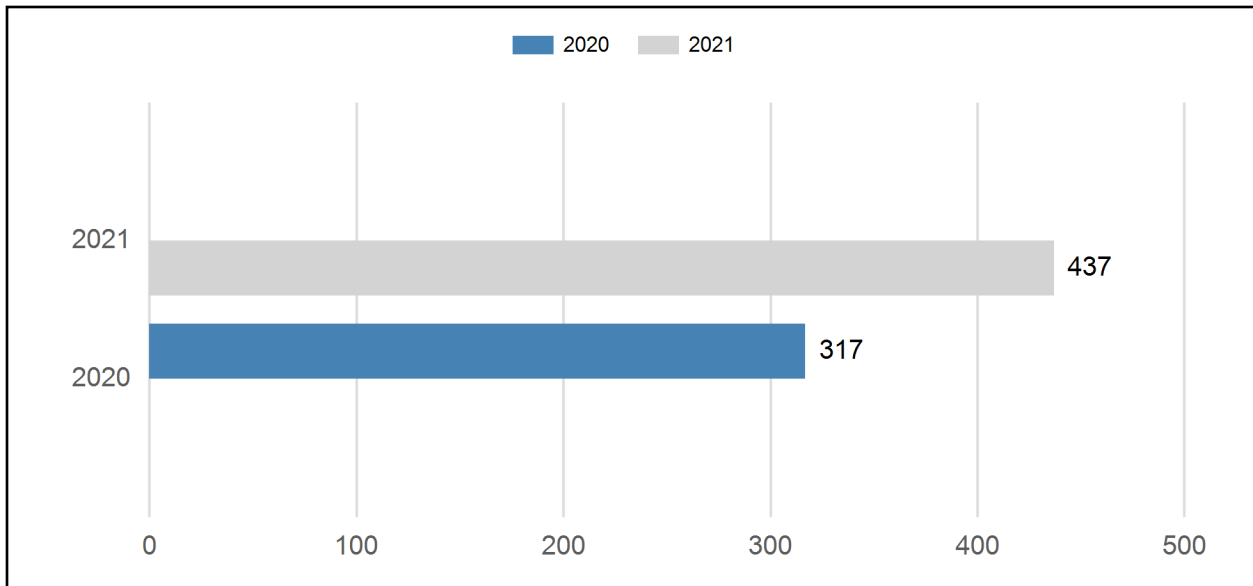
## Total Complainant Summary



Year-Quarter	Complainants (Repeat)	Complainants (New)	Total	Percent New
2021 - Qtr 2	47	18	65	28%

This table reflects the number of complainants for "local" complaints received this quarter.

## 2nd Quarter Complaint Comparison



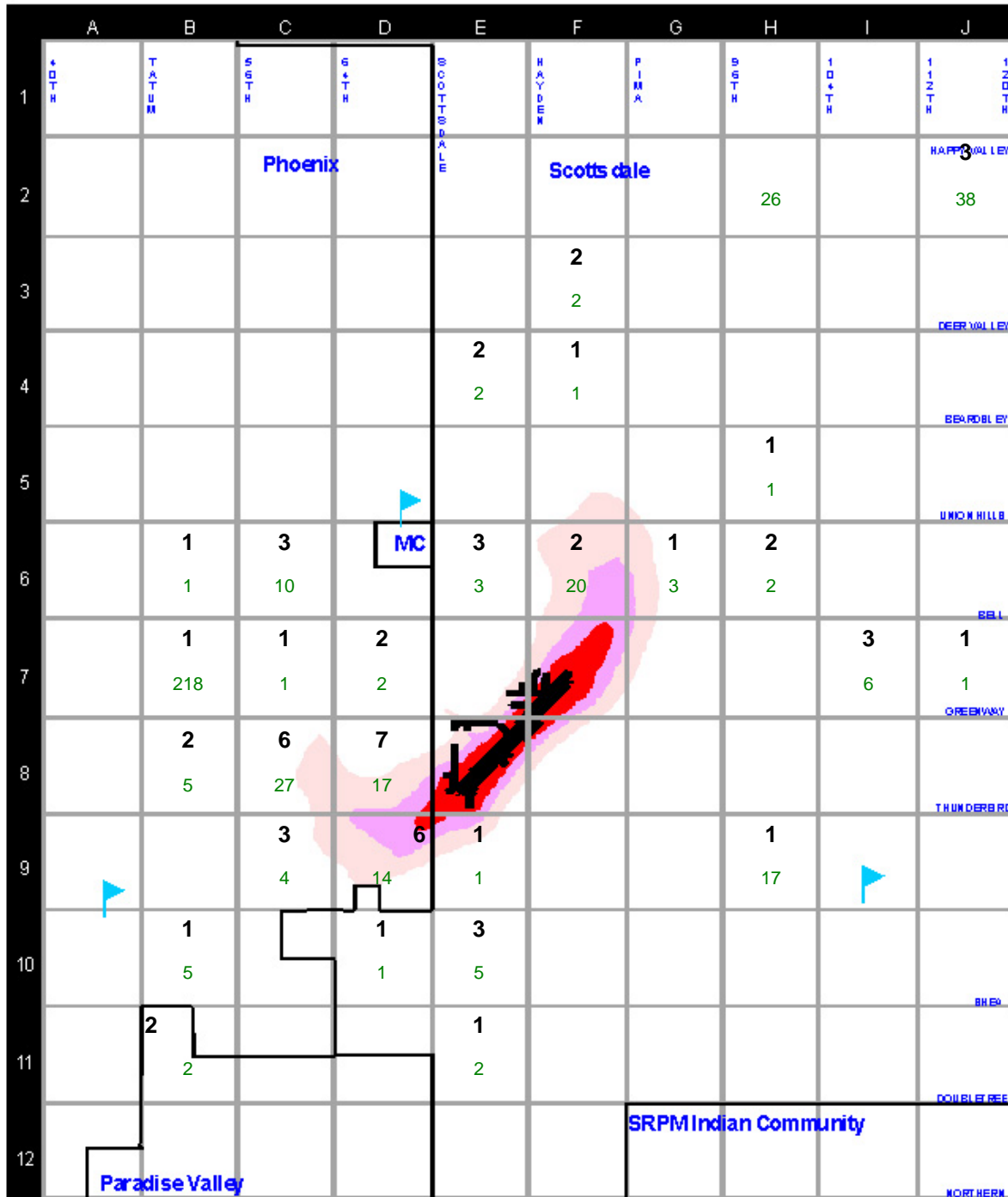
This table shows the total complaints received in the "local" area for this quarter along with a comparison of the same quarter the previous year.

# Aircraft Noise Complaint Map

Complaints and complainants within the Airport Influence Area

January 1, 2021 through June 30, 2021

The map below represents the Scottsdale Airport Influence Area. Each grid block indicates the total number of complaints (green - on bottom) received per square mile for the summary period, and the number of complainants or people (black - on top) who filed them. Please refer to the map legend below for other map features.



GRIDS NOT SHOWN: UNKNOWN=2/1, BEYOND GRID=2/8

**LEGEND**

- 55 DNL Contour
- 60 DNL Contour
- 65 DNL Contour
- Reporting Point
- City Limits

**Grid Key:**

- Complainants
- Complaints

## Monthly Noise Complaint History

Through June 30, 2021

The following table lists monthly data on the number of complaints and complainants recorded within the "local" or Airport Influence Area (see grid on page two of this report).

Year	Jan	Feb	Mar	Apr	May	Jun	Jul	Aug	Sep	Oct	Nov	Dec	Annual Total
2000 Complainants	24	32	39	25	11	16	6	13	14	79	23	14	296
2000 Complaints	35	62	60	32	15	30	6	25	25	97	35	21	443
2001 Complainants	36	35	35	24	15	6	17	14	12	18	50	21	283
2001 Complaints	42	48	56	32	36	12	29	17	19	30	70	24	415
2002 Complainants	16	25	29	51	26	36	46	48	41	72	64	60	514
2002 Complaints	22	44	58	113	89	137	110	477	955	569	393	242	3,209
2003 Complainants	104	57	49	31	47	19	46	25	73	64	97	46	658
2003 Complaints	417	310	319	179	170	132	216	226	378	338	408	231	3,324
2004 Complainants	66	76	89	58	28	32	33	32	26	52	69	31	592
2004 Complaints	810	1,105	953	1,145	515	384	477	670	622	1,142	1,423	821	10,067
2005 Complainants	33	59	44	26	25	14	42	19	17	46	33	14	372
2005 Complaints	1,083	1,016	853	709	721	664	1,232	1,270	1,269	2,437	2,195	2,140	15,589
2006 Complainants	18	18	42	29	19	23	19	20	24	33	30	22	297
2006 Complaints	3,101	2,932	2,117	840	478	353	333	474	502	619	551	470	12,770
2007 Complainants	19	26	23	39	15	9	11	21	16	28	89	24	320
2007 Complaints	537	535	405	534	457	169	502	533	599	602	556	541	5,970
2008 Complainants	23	70	70	14	20	8	7	8	8	18	23	16	285
2008 Complaints	476	609	452	31	26	16	11	29	15	55	54	34	1,808
2009 Complainants	11	14	25	10	7	10	13	12	14	29	20	13	178
2009 Complaints	85	72	39	15	23	28	117	38	53	158	85	45	758
2010 Complainants	13	22	19	25	15	7	6	7	10	18	24	22	188
2010 Complaints	63	136	191	125	57	27	19	35	35	77	94	145	1,004
2011 Complainants	16	16	15	15	9	7	12	9	11	16	39	10	175
2011 Complaints	141	190	140	34	24	32	55	53	79	87	77	36	948
2012 Complainants	10	14	14	13	9	20	4	7	7	17	27	17	159
2012 Complaints	65	63	39	35	24	26	7	13	31	62	63	40	468
2013 Complainants	34	21	21	15	8	13	9	10	17	10	34	18	210
2013 Complaints	80	78	67	63	100	127	100	148	164	168	186	147	1,428
2014 Complainants	16	45	23	13	14	11	12	14	6	26	37	23	240
2014 Complaints	173	247	171	144	114	110	123	86	99	165	219	127	1,778
2015 Complainants	37	69	78	35	33	21	19	21	21	33	39	15	421
2015 Complaints	262	239	287	162	199	130	124	117	171	351	306	150	2,498
2016 Complainants	35	40	25	30	22	18	18	28	21	45	55	48	385
2016 Complaints	272	255	275	327	288	165	139	780	467	723	2,139	657	6,487
2017 Complainants	64	77	37	49	34	18	26	18	21	34	43	22	443
2017 Complaints	869	989	1,150	780	543	303	300	312	297	587	766	315	7,211
2018 Complainants	1	0	0	0	1	2	22	26	24	55	50	62	243
2018 Complaints	1	0	0	0	1	6	178	209	134	292	227	302	1,350
2019 Complainants	61	37	34	76	36	27	19	23	37	25	46	41	462
2019 Complaints	262	160	190	243	223	103	83	84	168	132	179	92	1,919
2020 Complainants	39	55	48	39	42	22	39	20	24	25	36	21	410
2020 Complaints	101	130	191	121	98	98	120	66	54	73	82	62	1,196
2021 Complainants	24	27	29	41	27	27	7	14	20	38	40	46	340
2021 Complaints	45	70	106	91	257	89	12	37	114	229	391	346	1,787