

SCOTTSDALE POLICE DEPARTMENT CRIME LABORATORY BLOOD ALCOHOL FACE SHEET

ANALYSIS DATE 8/9/2017 SEQUENCE NAME 9Aug17

EQUIPMENT

Pipettor Hamilton ML600EH7497 Hamilton ML600GJ10749
 Gas Chromatograph Agilent US14173023

INSTRUMENT CALIBRATION

Vial 1 0.02 calibrator Lot FN03241604 Coefficient of determination (r²)
 Vial 2 0.10 calibrator Lot FN06181501 1.00000
 Vial 3 0.20 calibrator Lot FN07201502
 Vial 4 0.40 calibrator Lot FN11191402

CALIBRATION VERIFICATION AND RESOLUTION TEST

Vial	Sample	Expected result	Measured result	Manufacturer/lot
5	Blank	Not detected	Not detected	SPD lab 062217
6	Volatiles mixture	6 compounds	6 compounds	SPD lab 020917WLA
7	Aqueous control	0.400 g/dL	0.402 g/dL	Lipomed 08012015-C
8	Aqueous control	0.040 g/dL	0.040 g/dL	Lipomed 09022015-A
9	Blood control	0.200 g/dL	0.203 g/dL	ACQ 407041529/3
20	Aqueous control	0.080 g/dL	0.080 g/dL	Lipomed 28082014-B
31	Aqueous control	0.150 g/dL	0.152 g/dL	Lipomed 09022015-C
42	Blood control	0.200 g/dL	0.201 g/dL	ACQ 407041529/3
53	Aqueous control	0.080 g/dL	0.081 g/dL	Lipomed 28082014-B
64	Aqueous control	0.150 g/dL	0.152 g/dL	Lipomed 09022015-C
75	Aqueous control	0.200 g/dL	0.199 g/dL	ACQ 407041529/3
82	Aqueous control	0.400 g/dL	0.410 g/dL	Lipomed 08012015-C
83	Aqueous control	0.040 g/dL	0.039 g/dL	Lipomed 09022015-A
84	Blood control	0.200 g/dL	0.200 g/dL	ACQ 407041529/3
85	Blank	Not detected	Not detected	SPD lab 062217

SUBJECT SAMPLES

Subjects in the sequence 33 Subjects requiring reanalysis 0

ADDITIONAL NOTES: All testing proceeded as expected.

Run valid Run invalid WA B1570 8/10/17 Analyst
 Run valid Run invalid KOSECKI 8/15/17 Technical Reviewer

Scottsdale Police Department Crime Laboratory Sequence Quality Assurance Summary

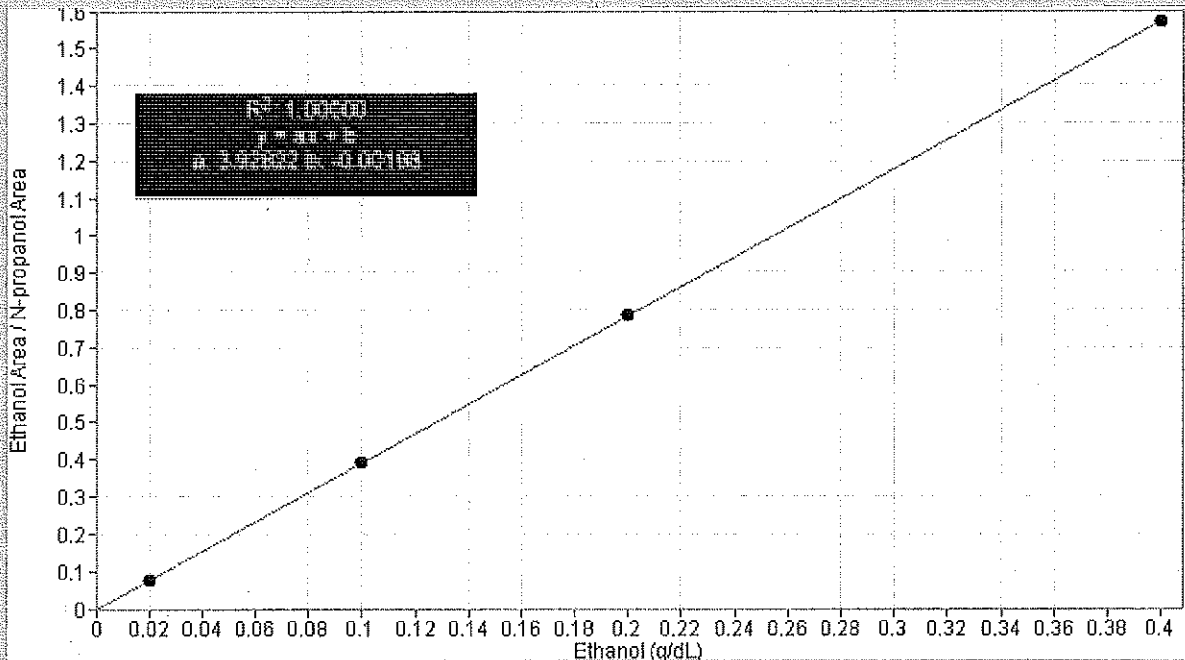
SEQUENCE NAME: 9Aug17

ANALYST: Adrian WA

Sample Name	Vial	Measured Value (g/dL)	Expected Value (g/dL)	Percent Difference	Absolute Difference (g/dL)
blank 062217	5	negative	negative	-	-
0.400 Lipomed 08012015-C	7	0.402	0.400	0.50	0.002
0.040 Lipomed 09022015-A	8	0.040	0.040	0.00	0.000
0.20 ACQ 407041529/3	9	0.203	0.200	1.50	0.003
0.080 Lipomed 28082014-B	20	0.080	0.080	0.00	0.000
0.150 Lipomed 09022015-C	31	0.152	0.150	1.33	0.002
0.20 ACQ 407041529/3	42	0.201	0.200	0.50	0.001
0.080 Lipomed 28082014-B	53	0.081	0.080	1.25	0.001
0.150 Lipomed 09022015-C	64	0.152	0.150	1.33	0.002
0.20 ACQ 407041529/3	75	0.199	0.200	0.50	-0.001
0.40 Lipomed 08012015-C	82	0.410	0.400	2.50	0.010
0.04 Lipomed 09022015-A	83	0.039	0.040	2.50	-0.001
0.20 ACQ 407041529/3	84	0.200	0.200	0.00	0.000
blank 062217	85	negative	negative	-	-

Calibrator	Ethanol Area	N-propanol Area	Ratio
0.020	12.300	162.014	0.076
0.100	63.371	162.222	0.391
0.200	126.898	161.609	0.785
0.400	257.970	164.457	1.569

Calibration Line



Scottsdale Police Department Crime Lab Volatiles Analysis

WA

Sample: 0.020 Cerilliant FN03241604	Item number:
Injection date: 8/9/2017 1:19:25 PM	Vial: 1
Method: ethanol quant.M	Sequence: 9Aug17
Instrument: US14173023 CN14160045	Analyst: Adrian
Data file: C:\Chem32\11\Data\9Aug17\1.D	

Dissemination is restricted to Criminal Justice Agencies and authorized personnel only. Dissemination to unauthorized agencies is PROHIBITED.
 Scottsdale City Prosecutor

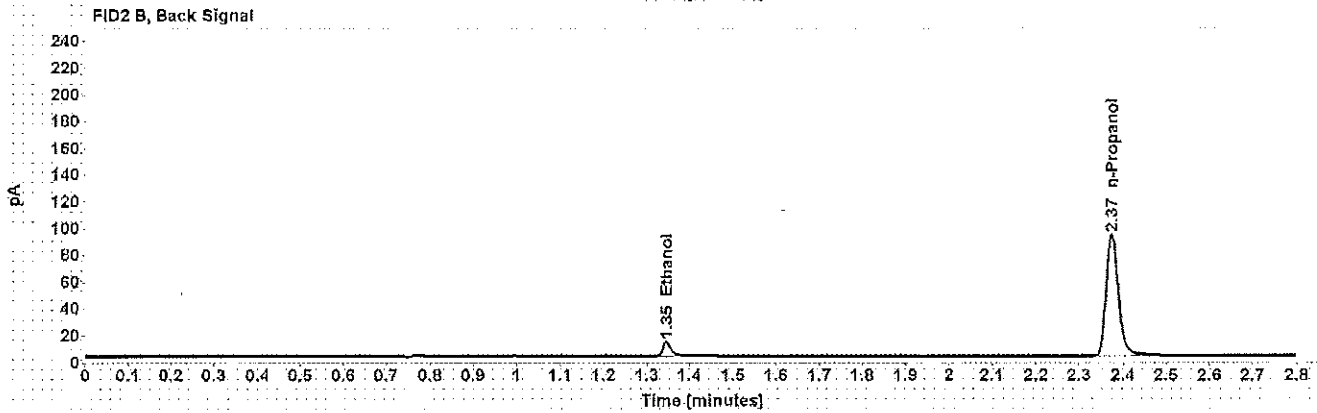
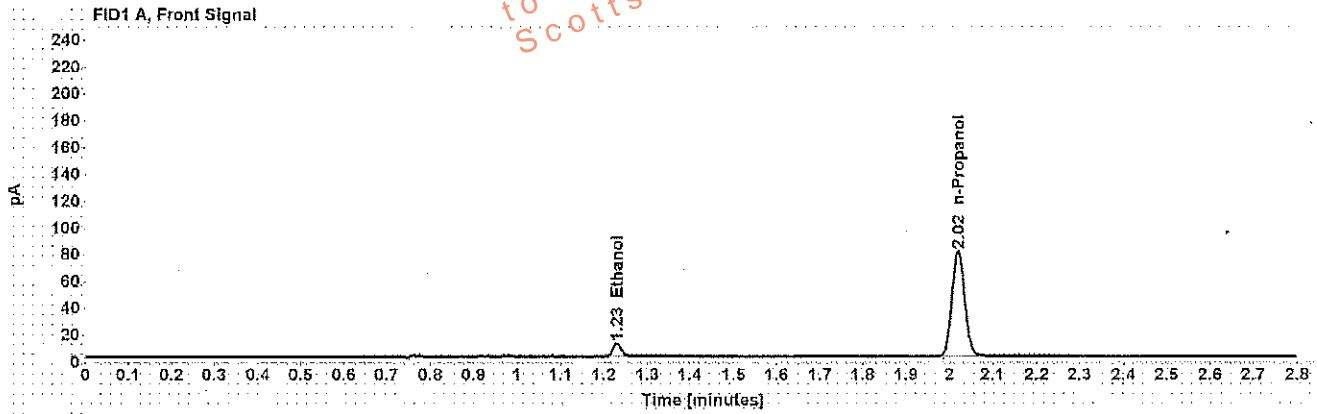


Table 1: FID 1 A (column DB-ALC1)

Compound	Time (min)	Peak Area
Ethanol	1.230	12.300
n-Propanol	2.020	162.014

Table 2: FID 2 B (column DB-ALC2)

Compound	Time (min)	Peak Area
Ethanol	1.347	13.586
n-Propanol	2.375	177.164

Scottsdale Police Department Crime Lab Volatiles Analysis

WA

Sample: 0.100 Cerilliant FN06181501	Item number:
Injection date: 8/9/2017 1:23:25 PM	Vial: 2
Method: ethanol quant.M	Sequence: 9Aug17
Instrument: US14173023 CN14160045	Analyst: Adrian
Data file: C:\Chem3211\Data\9Aug17\2.D	

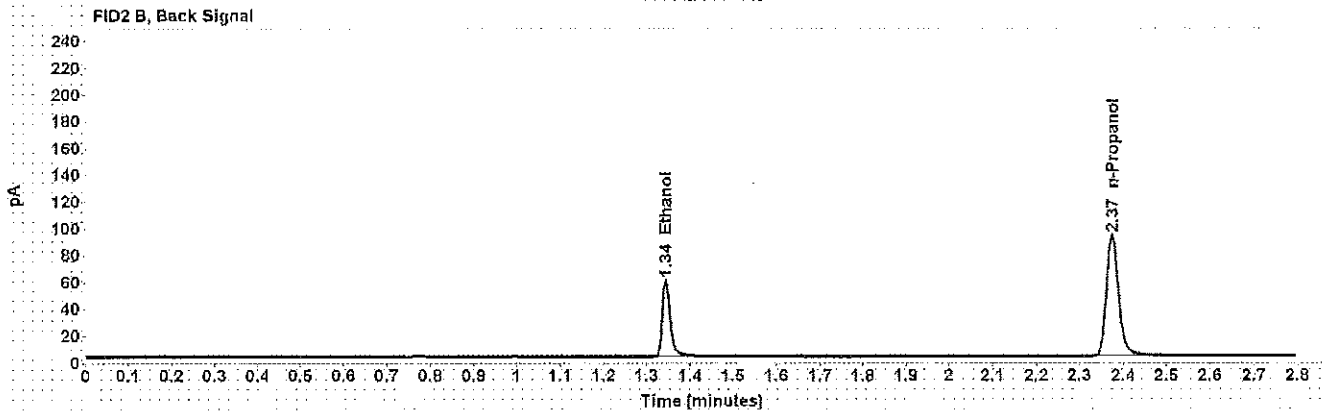
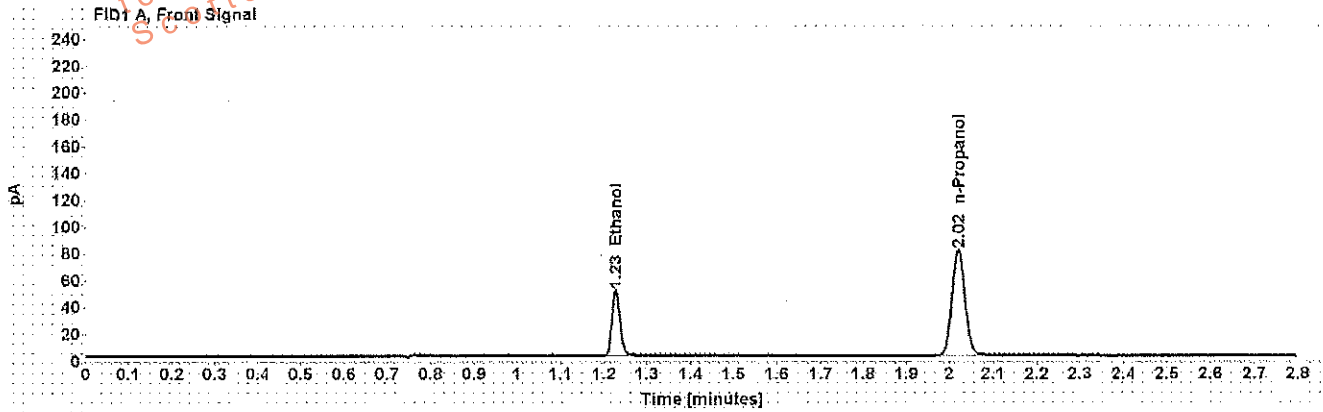


Table 1: FID 1 A (column DB-ALC1)

Compound	Time (min)	Peak Area
Ethanol	1.228	63.371
n-Propanol	2.020	162.222

Table 2: FID 2 B (column DB-ALC2)

Compound	Time (min)	Peak Area
Ethanol	1.344	72.088
n-Propanol	2.375	177.002

Scottsdale Police Department Crime Lab Volatiles Analysis

WA

Sample: 0.200 Cerilliant FN07201502	Item number:
Injection date: 8/9/2017 1:27:25 PM	Vial: 3
Method: ethanol quant.M	Sequence: 9Aug17
Instrument: US14173023 CN14160045	Analyst: Adrian
Data file: C:\Chem3211\Data\9Aug17\3.D	

Dissemination is restricted to Criminal Justice Agencies and authorized personnel ONLY. Secondary dissemination to unauthorized agencies is PROHIBITED.
 Scottsdale City Prosecutor

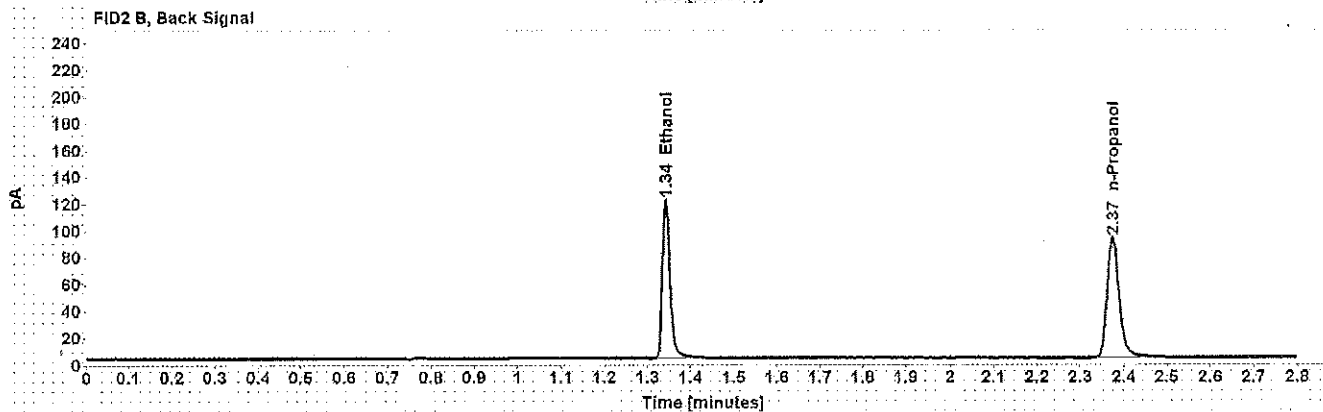
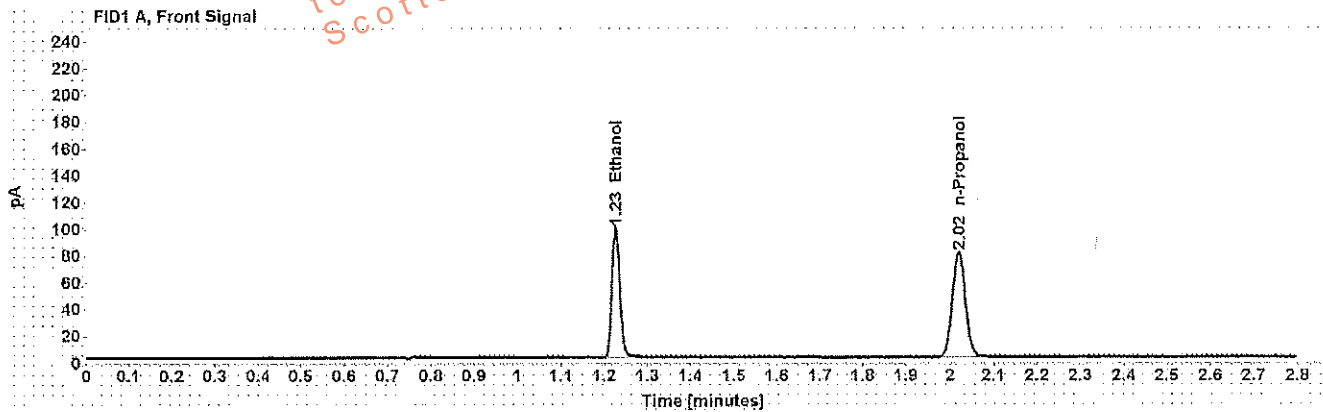


Table 1: FID 1 A (column DB-ALC1)

Compound	Time (min)	Peak Area
Ethanol	1.227	126.898
n-Propanol	2.020	161.609

Table 2: FID 2 B (column DB-ALC2)

Compound	Time (min)	Peak Area
Ethanol	1.343	145.867
n-Propanol	2.374	476.085

Scottsdale Police Department Crime Lab Volatiles Analysis

LA

Sample: 0.400 Cerilliant FN11191402	Item number:
Injection date: 8/9/2017 1:31:25 PM	Vial: 4
Method: ethanol quant.M	Sequence: 9Aug17
Instrument: US14173023 CN14160045	Analyst: Adrian
Data file: C:\Chem32\11\Data\9Aug17\4.D	

Dissemination is restricted to Criminal Justice Agencies only. Secondary dissemination to unauthorized agencies is PROHIBITED. Scottsdale City Prosecutor

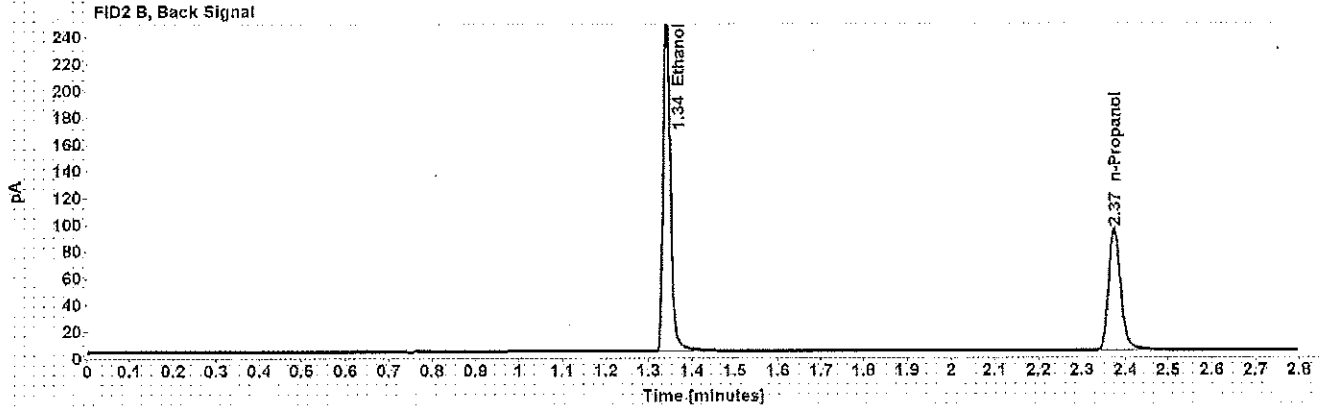
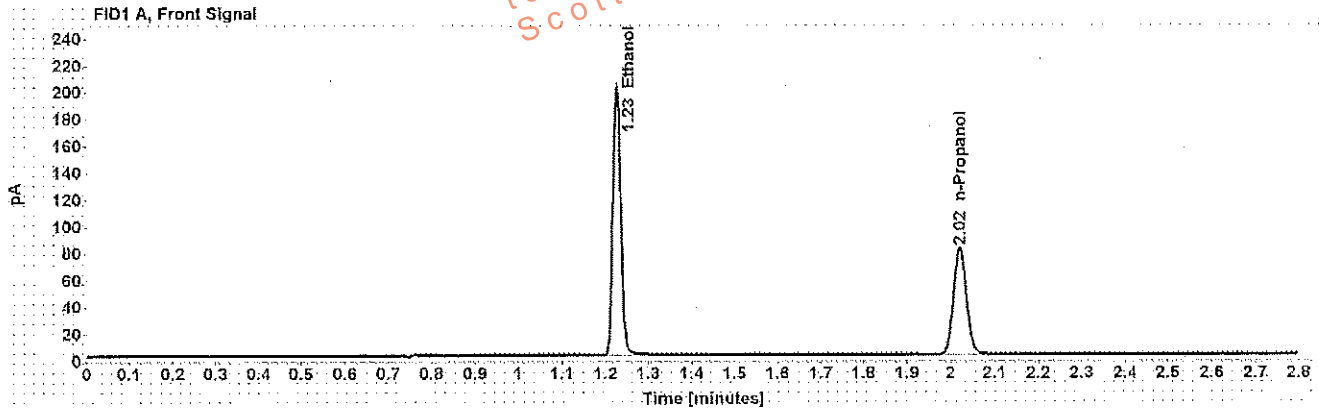


Table 1: FID 1 A (column DB-ALC1)

Compound	Time (min)	Peak Area
Ethanol	1.226	257.970
n-Propanol	2.020	164.457

Table 2: FID 2 B (column DB-ALC2)

Compound	Time (min)	Peak Area
Ethanol	1.342	300.129
n-Propanol	2.374	179.424

Scottsdale Police Department Crime Lab Volatiles Analysis

WA

Sample:	blank 062217	Item number:	
Injection date:	8/9/2017 1:35:25 PM	Vial:	5
Method:	ethanol quant.M	Sequence:	9Aug17
Instrument:	US14173023 CN14160045	Analyst:	Adrian
Data file:	C:\Chem32\11\Data\9Aug17\5.D		

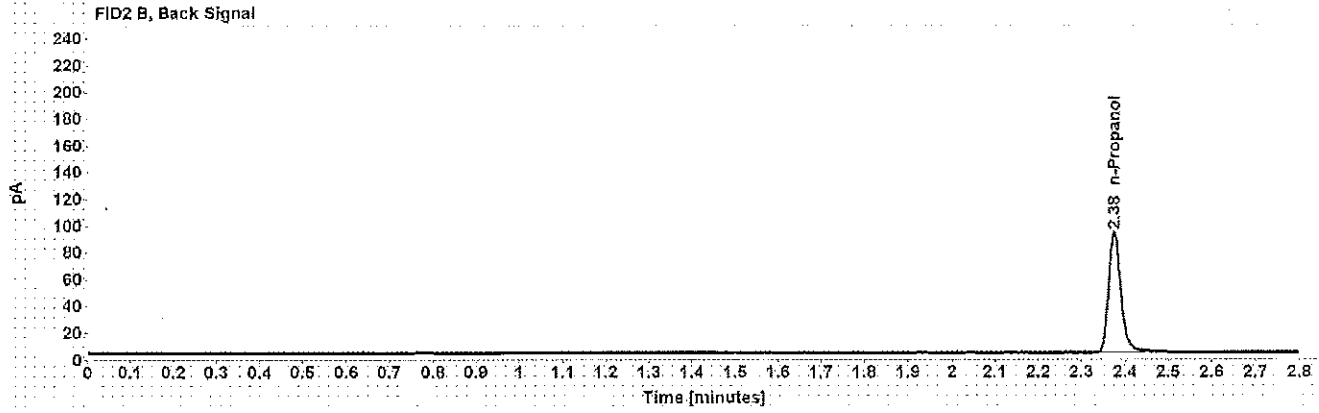
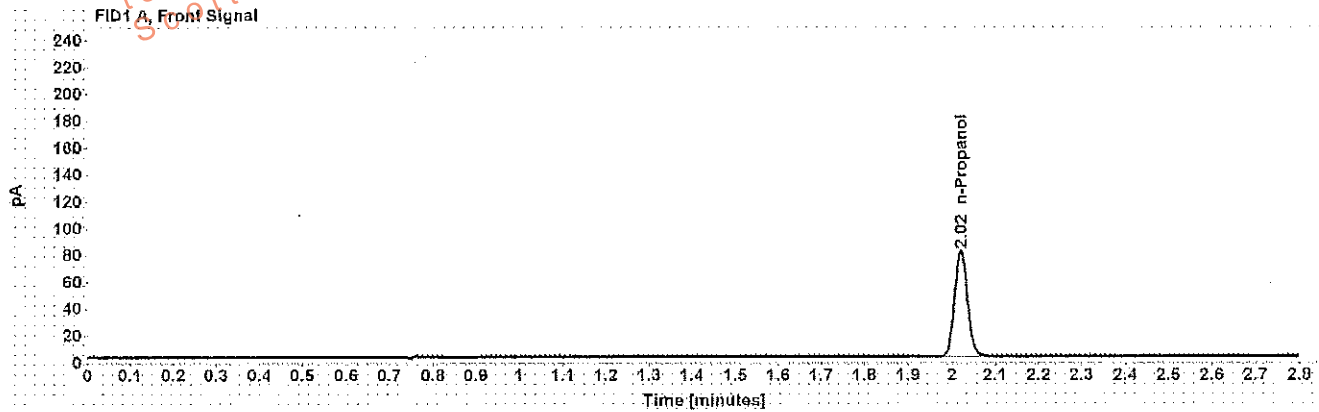


Table 1: FID 1 A (column DB-ALQ1)

Compound	Amount (g/100mL)	Time (min)	Peak Area
n-Propanol	-----	2.021	162.722

Table 2: FID 2 B (column DB-ALC2)

Compound	Time (min)	Peak Area
n-Propanol	2.375	176.943

Scottsdale Police Department Crime Lab Volatiles Analysis

WA

Sample: volatiles mix 020917 WLA	Item number:
Injection date: 8/9/2017 1:39:25 PM	Vial: 6
Method: ethanol quant.M	Sequence: 9Aug17
Instrument: US14173023 CN14160045	Analyst: Adrian
Data file: C:\Chem3211\Data\9Aug17\6.D	

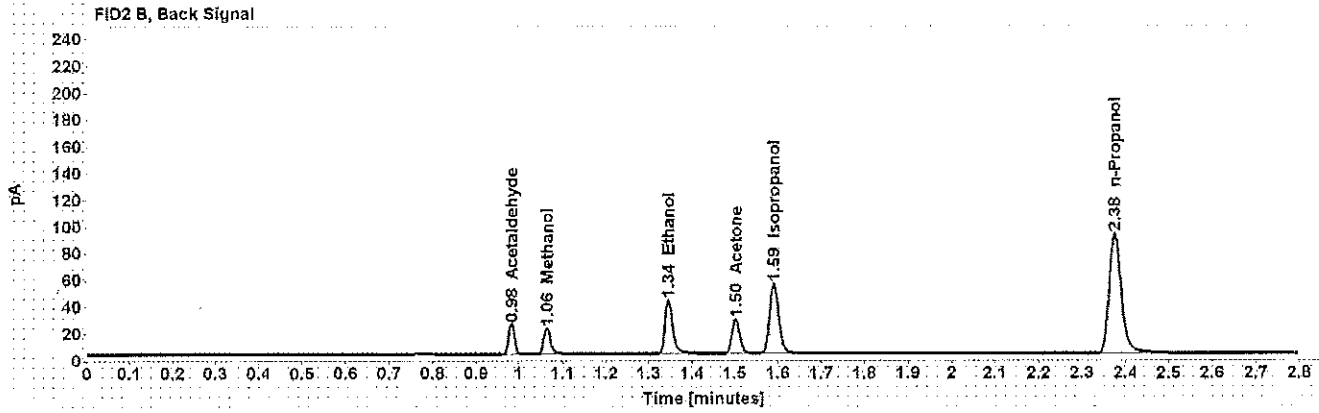
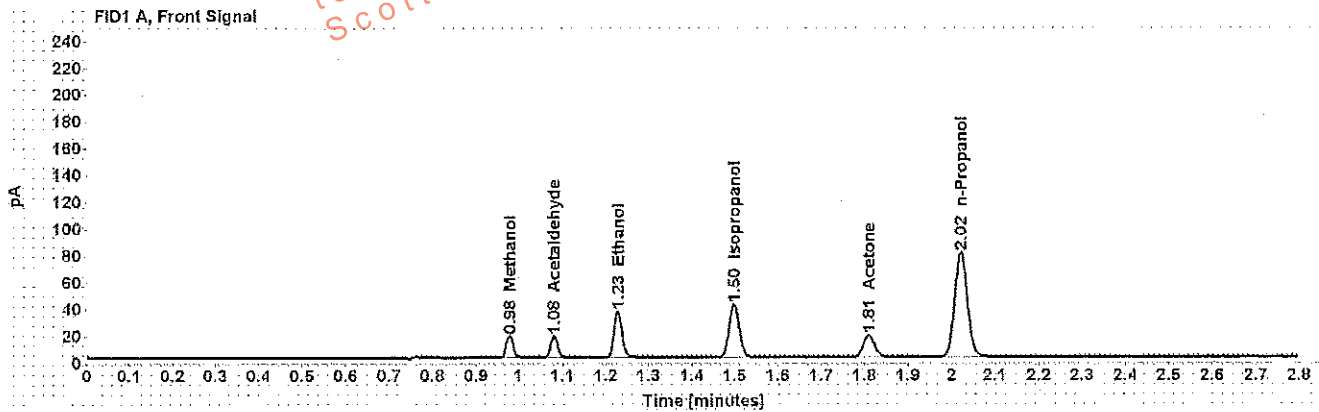


Table 1: FID 1 A (column DB-ALC1)

Compound	Amount (g/100mL)	Time (min)	Peak Area
Methanol	-----	0.979	18.404
Acetaldehyde	-----	1.081	17.852
>Ethanol	0.0718	1.228	45.260
Isopropanol	-----	1.498	65.575
Acetone	-----	1.810	29.677
n-Propanol	-----	2.021	161.532

Table 2: FID 2 B (column DB-ALC2)

Compound	Time (min)	Peak Area
Acetaldehyde	0.984	21.643
Methanol	1.064	21.181
Ethanol	1.345	51.041
Acetone	1.502	32.557
Isopropanol	1.590	77.368
n-Propanol	2.375	176.240

Scottsdale Police Department Crime Lab Volatiles Analysis

Sample: 0.400 Lipomed 08012015-C	Item number: WA
Injection date: 8/9/2017 1:43:39 PM	Vial: 7
Method: ethanol quant.M	Sequence: 9Aug17
Instrument: US14173023 CN14160045	Analyst: Adrian
Data file: C:\Chem32\1\Data\9Aug17\7.D	

Dissemination is restricted to Criminal Justice Agencies and authorized Non-C.J. Agencies ONLY. Secondary dissemination to unauthorized agencies is PROHIBITED. Scottsdale City Prosecutor

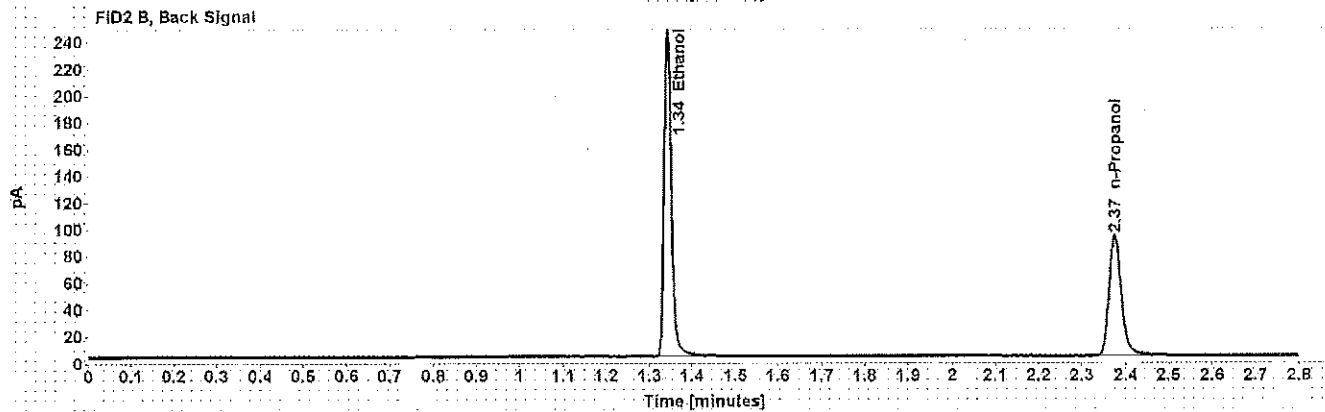
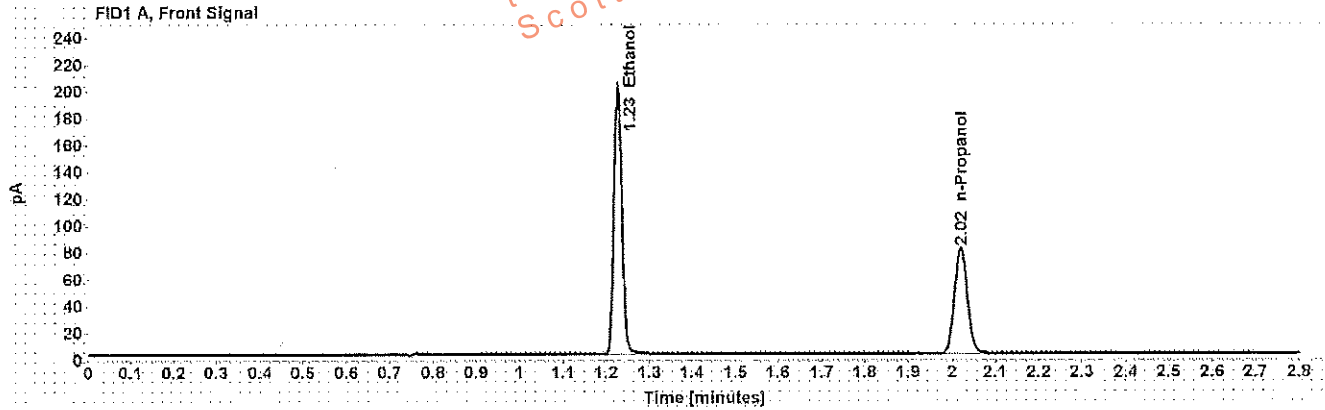


Table 1: FID 1 A (column DB-ALC1)

Compound	Amount (g/100mL)	Time (min)	Peak Area
>Ethanol	0.4028	1.227	256.868
n-Propanol	-----	2.020	162.533

Table 2: FID 2 B (column DB-ALC2)

Compound	Time (min)	Peak Area
Ethanol	1.342	298.966
n-Propanol	2.375	176.796

Scottsdale Police Department Crime Lab Volatiles Analysis

WA

Sample: 0.040 Lipomed 09022015-A	Item number:
Injection date: 8/9/2017 1:47:40 PM	Vial: 8
Method: ethanol quant.M	Sequence: 9Aug17
Instrument: US14173023 CN14160045	Analyst: Adrian
Data file: C:\Chem32\11\Data\9Aug17\8.D	

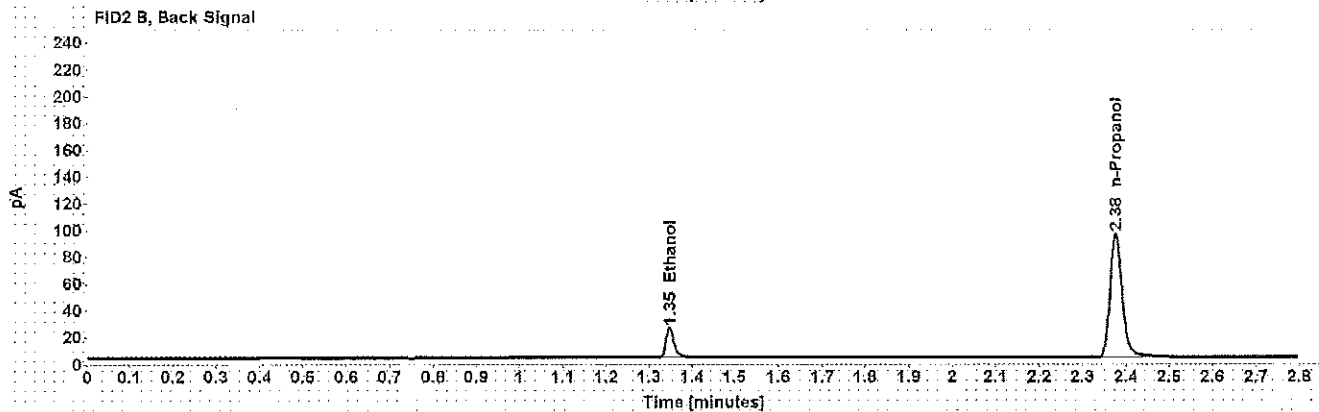
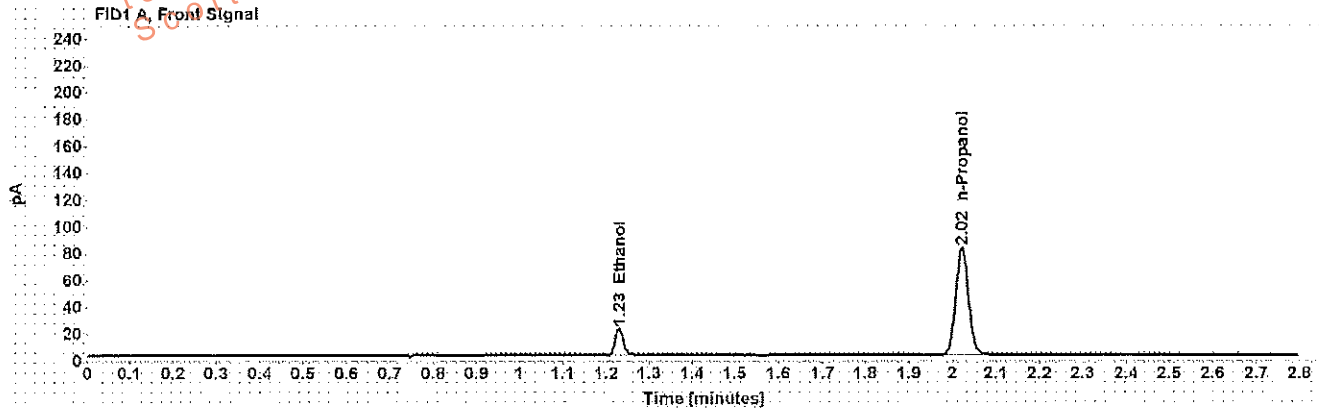


Table 1: FID 1 A (column DB-ALC1)

Compound	Amount (g/100mL)	Time (min)	Peak Area
>Ethanol	0.0402	1.230	25.779
n-Propanol	-----	2.021	165.358

Table 2: FID 2 B (column DB-ALC2)

Compound	Time (min)	Peak Area
Ethanol	1.347	28.632
n-Propanol	2.376	180.755

Scottsdale Police Department Crime Lab Volatiles Analysis

WA

Sample: 0.20 ACQ 407041529/3	Item number:
Injection date: 8/9/2017 1:51:40 PM	Vial: 9
Method: ethanol quant.M	Sequence: 9Aug17
Instrument: US14173023 CN14160045	Analyst: Adrian
Data file: C:\Chem3211\Data\9Aug17\9.D	

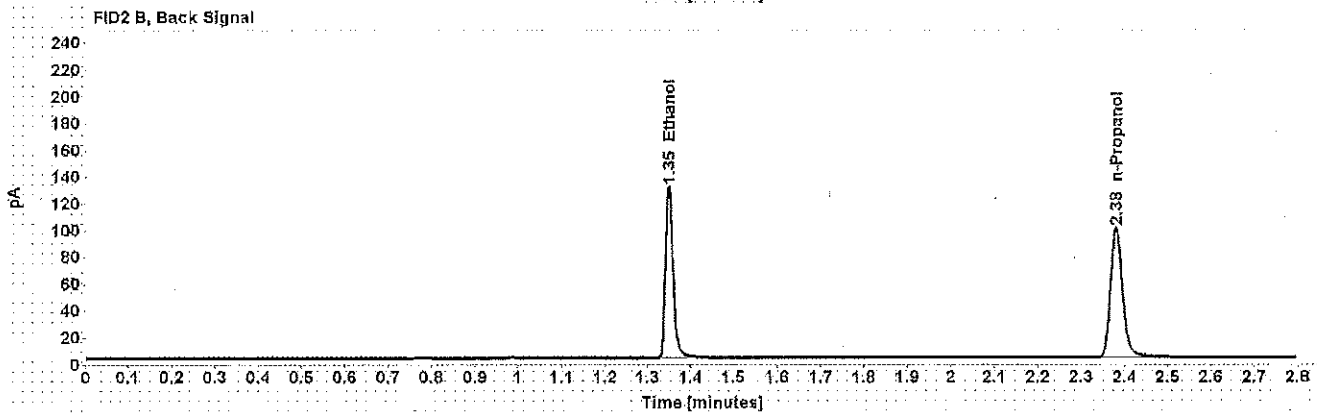
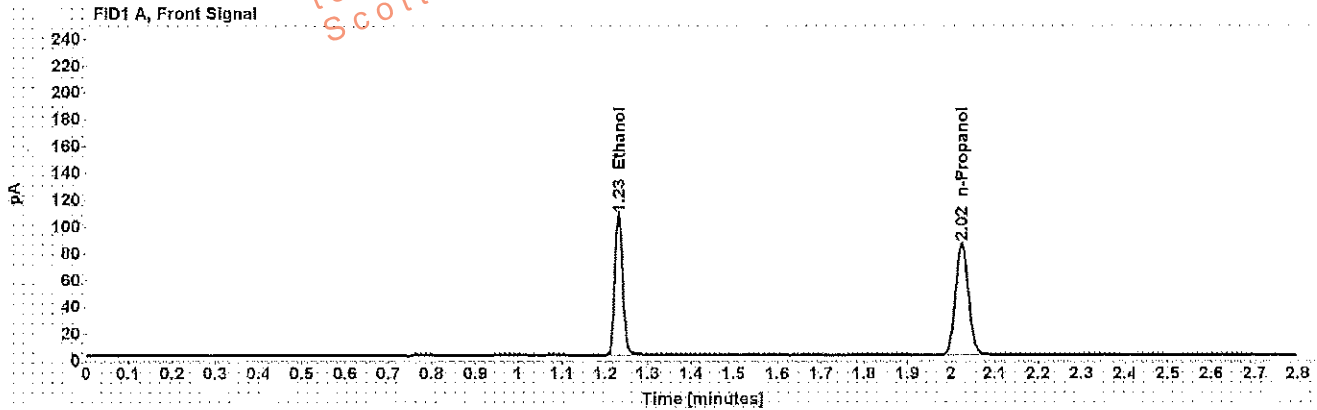


Table 1: FID 1 A (column DB-ALC1)

Compound	Amount (g/100mL)	Time (min)	Peak Area
>Ethanol	0.2034	1.231	137.552
n-Propanol	-----	2.024	172.622

Table 2: FID 2 B (column DB-ALC2)

Compound	Time (min)	Peak Area
Ethanol	1.349	158.677
n-Propanol	2.380	189.706

Scottsdale Police Department Crime Lab Volatiles Analysis

WFA

Sample: 0.080 Lipomed 28082014-B	Item number:
Injection date: 8/9/2017 2:36:10 PM	Vial: 20
Method: ethanol quant.M	Sequence: 9Aug17
Instrument: US14173023 CN14160045	Analyst: Adrian
Data file: C:\Chem32\1\Data\9Aug17\20.D	

Dissemination is restricted to Criminal Justice Agencies only. Secondary dissemination to unauthorized agencies is PROHIBITED.
Scottsdale City Prosecutor's Office

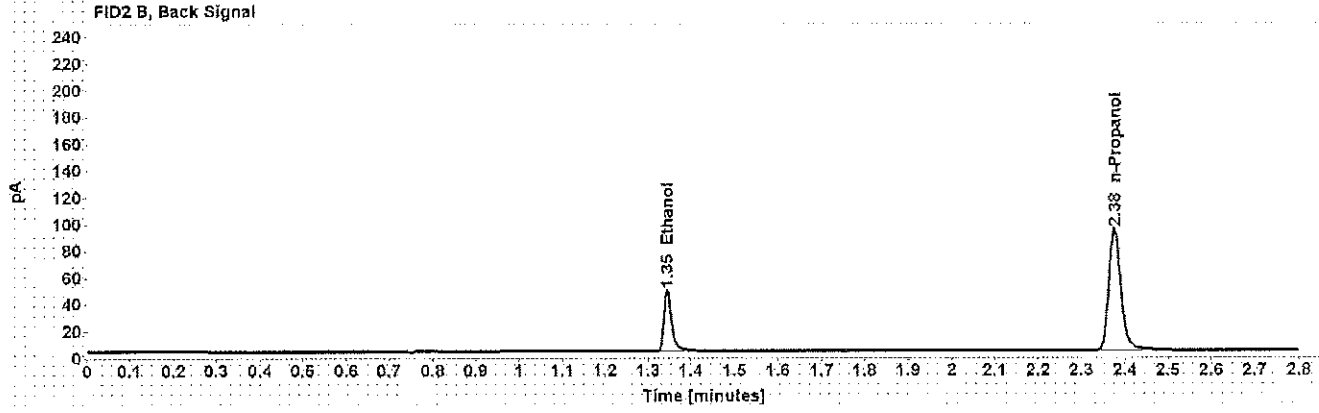
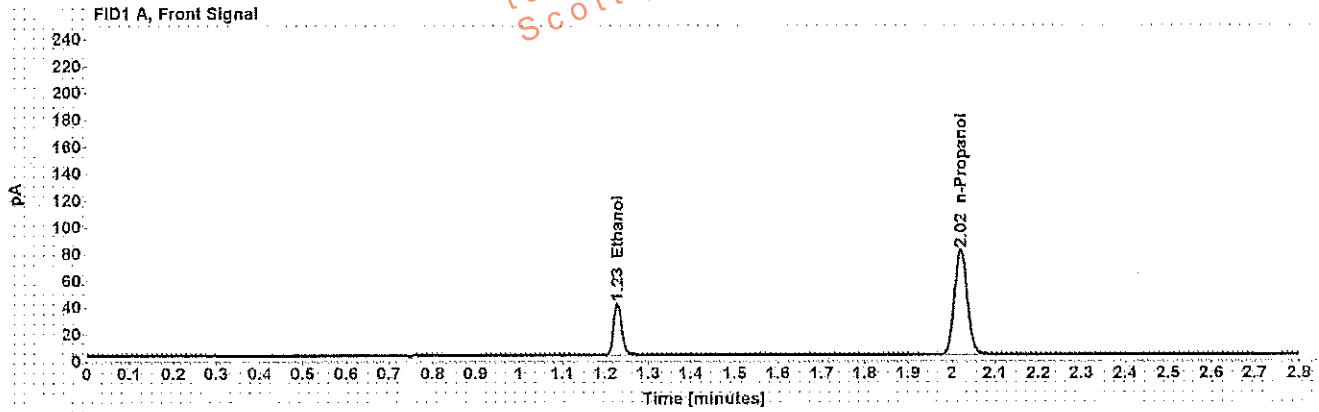


Table 1: FID 1 A (column DB-ALC1)

Compound	Amount (g/100mL)	Time (min)	Peak Area
>Ethanol	0.0800	1.228	50.501
n-Propanol	-----	2.021	161.758

Table 2: FID 2 B (column DB-ALC2)

Compound	Time (min)	Peak Area
Ethanol	1.345	57.482
n-Propanol	2.376	179.115

Scottsdale Police Department Crime Lab Volatiles Analysis

WA

Sample: 0.150 Lipomed 09022015-C	Item number:
Injection date: 8/9/2017 3:20:40 PM	Vial: 31
Method: ethanol quant.M	Sequence: 9Aug17
Instrument: US14173023 CN14160045	Analyst: Adrian
Data file: C:\Chem32\11\Data\9Aug17\31.D	

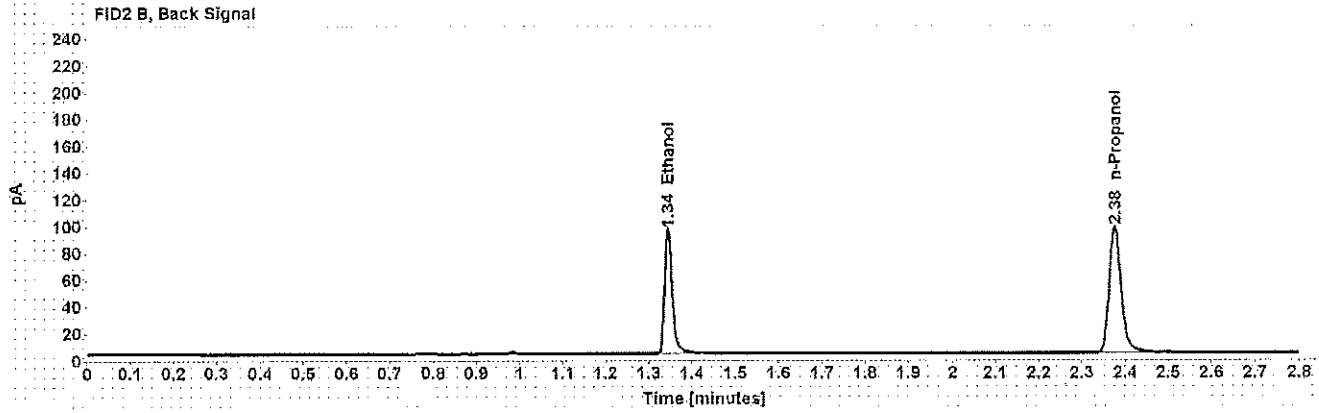
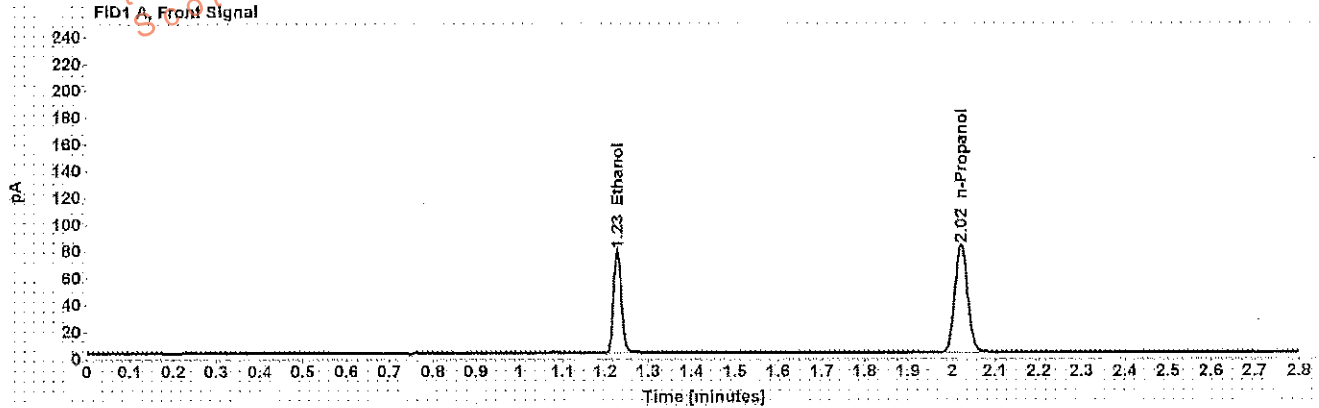


Table 1: FID 1 A (column DB-ALC1)

Compound	Amount (g/100mL)	Time (min)	Peak Area
>Ethanol	0.1524	1.228	98.961
n-Propanol	-----	2.021	165.882

Table 2: FID 2 B (column DB-ALC2)

Compound	Time (min)	Peak Area
Ethanol	1.345	114.892
n-Propanol	2.376	185.304

Scottsdale Police Department Crime Lab Volatiles Analysis

WA

Sample: 0.20 ACQ 407041529/3	Item number: 42
Injection date: 8/9/2017 4:04:54 PM	Vial: 42
Method: ethanol quant.M	Sequence: 9Aug17
Instrument: US14173023 CN14160045	Analyst: Adrian
Data file: C:\Chem3211\Data\9Aug17\42.D	

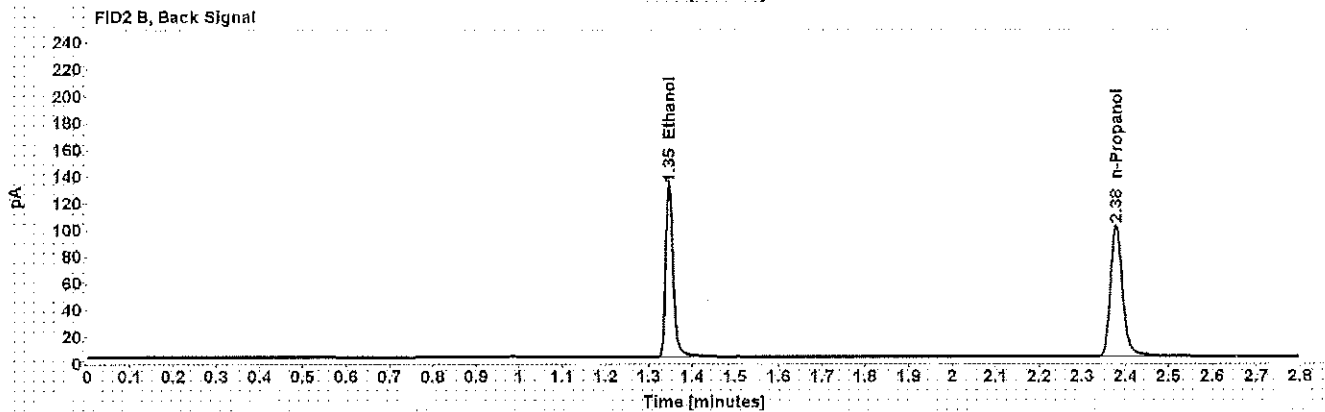
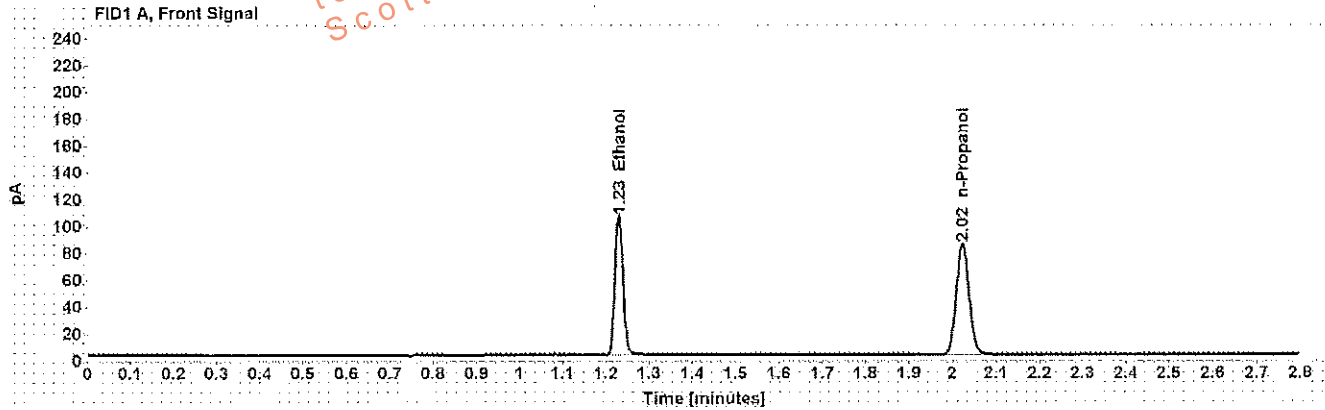


Table 1: FID 1 A (column DB-ALC1)

Compound	Amount (g/100mL)	Time (min)	Peak Area
>Ethanol	0.2019	1.230	135.011
n-Propanol	-----	2.023	170.696

Table 2: FID 2 B (column DB-ALC2)

Compound	Time (min)	Peak Area
Ethanol	1.347	158.079
n-Propanol	2.378	192.317

Scottsdale Police Department Crime Lab Volatiles Analysis

Dissemination is restricted to Criminal Justice Agencies and authorized Non-C.J. Agencies ONLY. Secondary dissemination to unauthorized agencies is PROHIBITED.

WA

Sample: 0.080 Lipomed 28082014-B	Item number:
Injection date: 8/9/2017 4:49:25 PM	Vial: 53
Method: ethanol quant.M	Sequence: 9Aug17
Instrument: US14173023 CN14160045	Analyst: Adrian
Data file: C:\Chem32\1\Data\9Aug17\53.D	

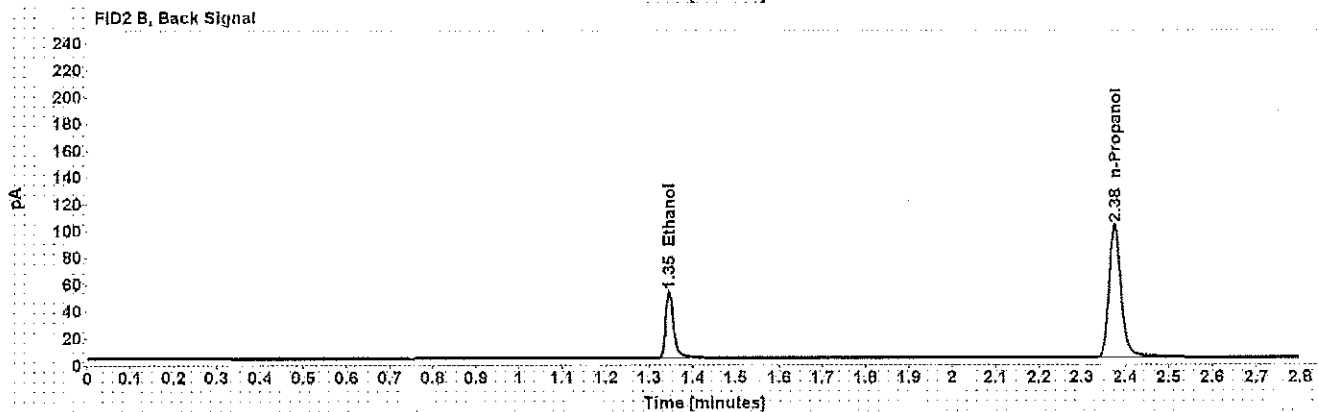
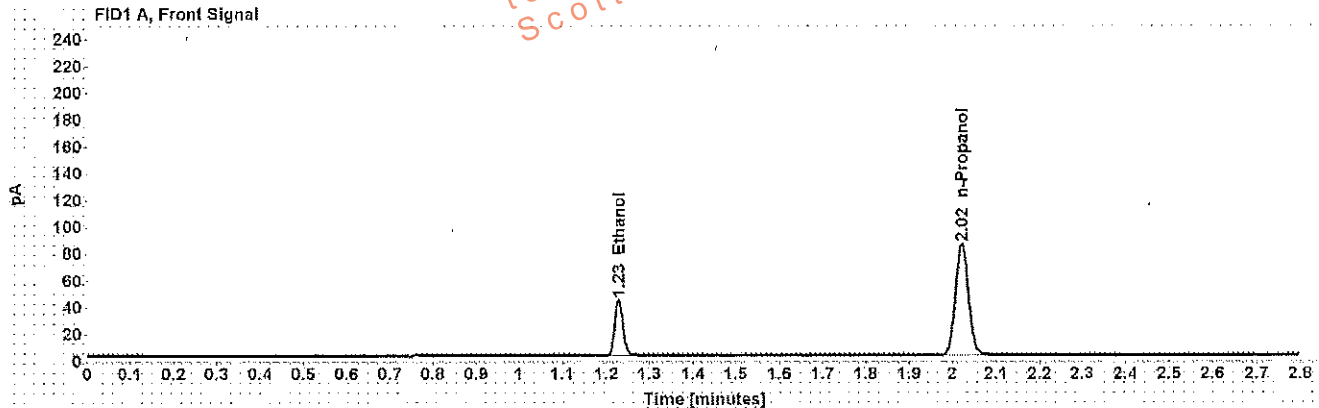


Table 1: FID 1 A (column DB-ALC1)

Compound	Amount (g/100mL)	Time (min)	Peak Area
>Ethanol	0.0810	1.229	54.037
n-Propanol	-----	2.021	170.953

Table 2: FID 2 B (column DB-ALC2)

Compound	Time (min)	Peak Area
Ethanol	1.346	62.723
n-Propanol	2.376	193.016

Scottsdale Police Department Crime Lab Volatiles Analysis

Sample: 0.150 Lipomed 09022015-C	Item number:
Injection date: 8/9/2017 5:33:55 PM	Vial: 64
Method: ethanol quant.M	Sequence: 9Aug17
Instrument: US14173023 CN14160045	Analyst: Adrian
Data file: C:\Chem32\11\Data\9Aug17\64.D	

WJ

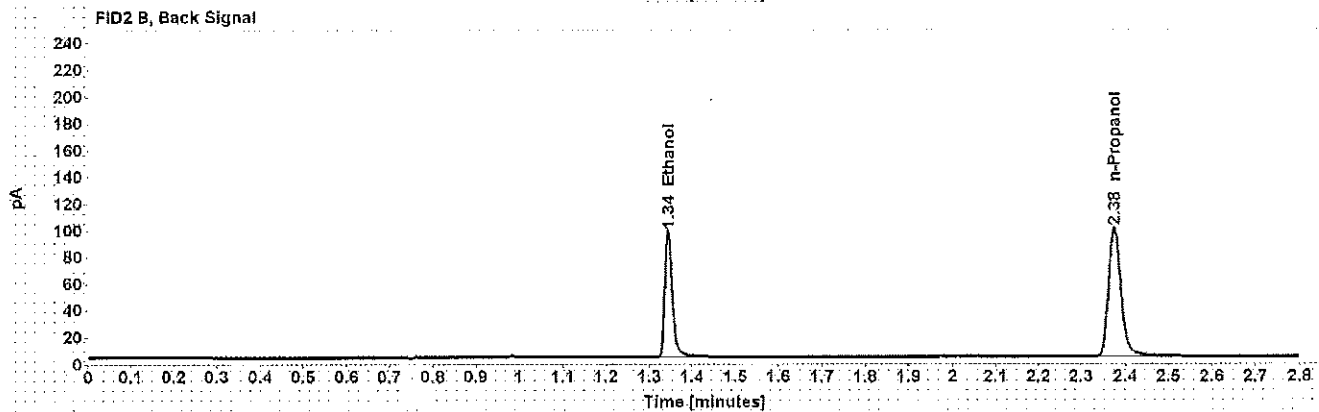
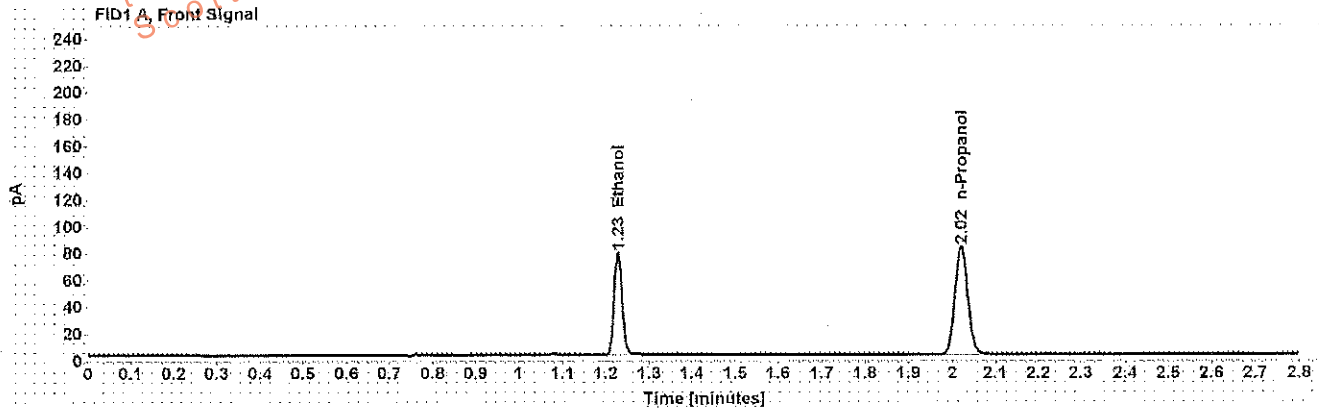


Table 1: FID 1 A (column DB-ALC1)

Compound	Amount (g/100mL)	Time (min)	Peak Area
>Ethanol	0.1529	1.228	99.699
n-Propanol	-----	2.021	166.488

Table 2: FID 2 B (column DB-ALC2)

Compound	Time (min)	Peak Area
Ethanol	1.344	116.444
n-Propanol	2.375	188.374

Scottsdale Police Department Crime Lab Volatiles Analysis

Sample: 0.20 ACQ 407041529/3	Item number: LWA
Injection date: 8/9/2017 6:18:25 PM	Vial: 75
Method: ethanol quant.M	Sequence: 9Aug17
Instrument: US14173023 CN14160045	Analyst: Adrian
Data file: C:\Chem321\1Data\9Aug17\75.D	

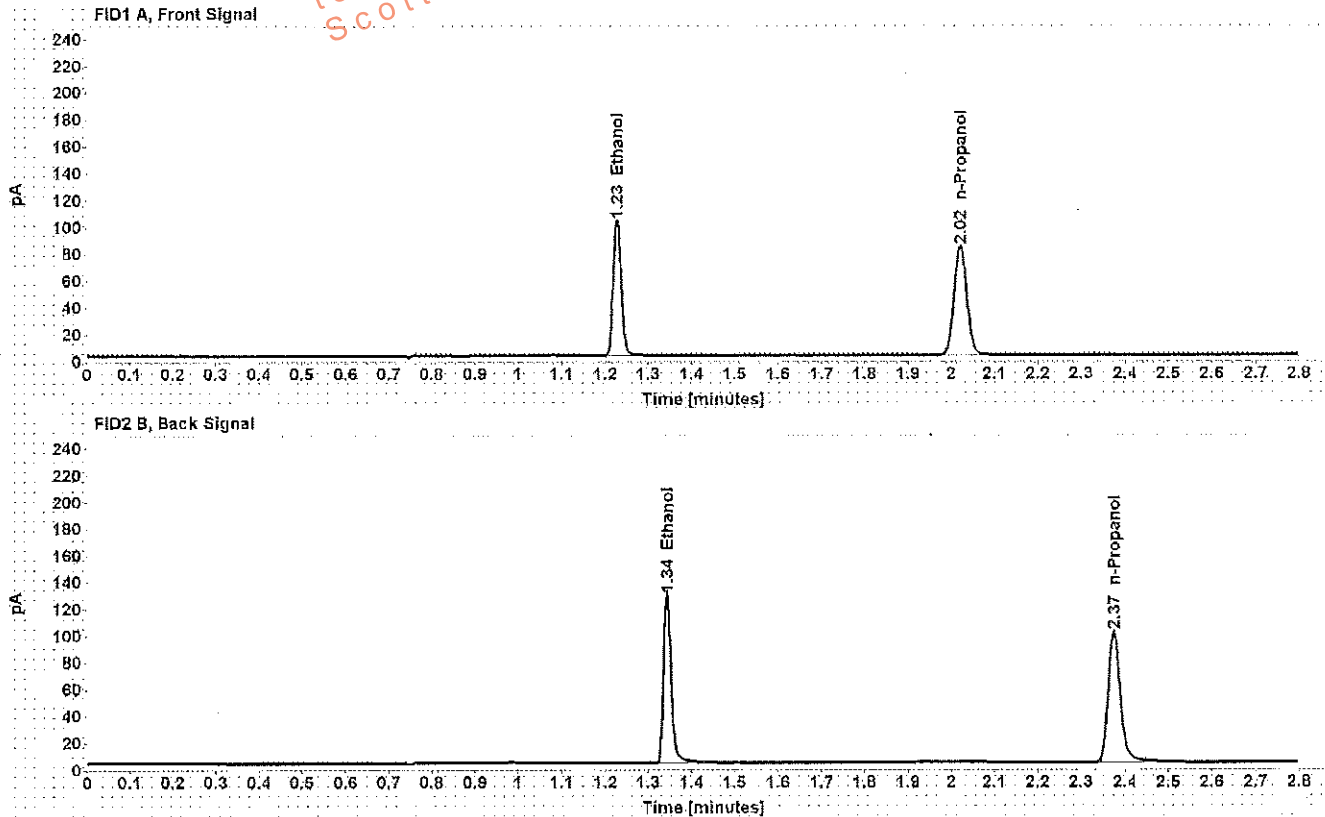


Table 1: FID 1 A (column DB-ALC1)

Compound	Amount (g/100mL)	Time (min)	Peak Area
>Ethanol	0.1992	1.227	130.935
n-Propanol	-----	2.020	167.739

Table 2: FID 2 B (column DB-ALC2)

Compound	Time (min)	Peak Area
Ethanol	1.343	153.884
n-Propanol	2.375	190.492

Scottsdale Police Department Crime Lab Volatiles Analysis

Dissemination is restricted to Criminal Justice Agencies ONLY. Secondary dissemination to unauthorized agencies is PROHIBITED.

WA

Sample: 0.40 Lipomed 08012015-C	Item number:
Injection date: 8/9/2017 6:46:40 PM	Vial: 82
Method: ethanol quant.M	Sequence: 9Aug17
Instrument: US14173023 CN14160045	Analyst: Adrian
Data file: C:\Chem32\1\Data\9Aug17\82.D	

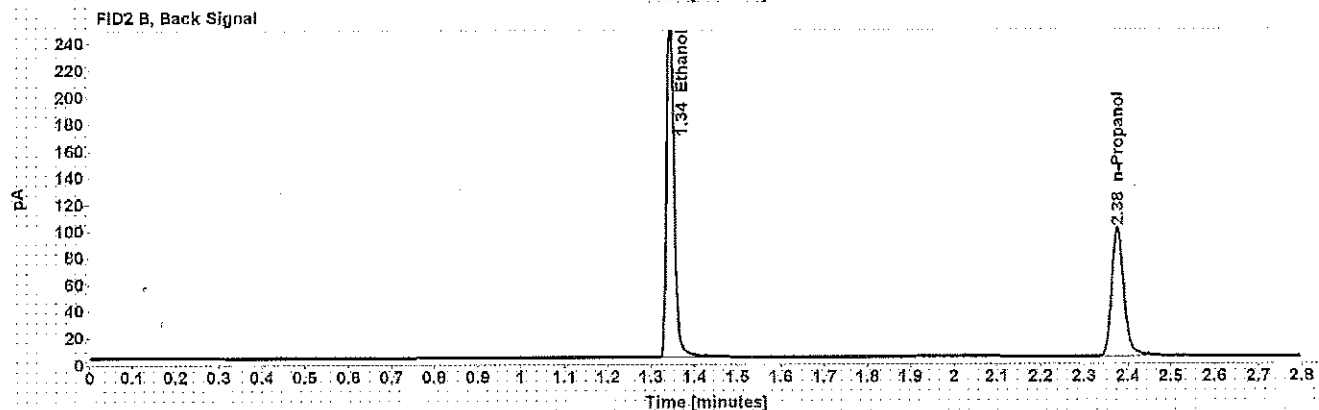
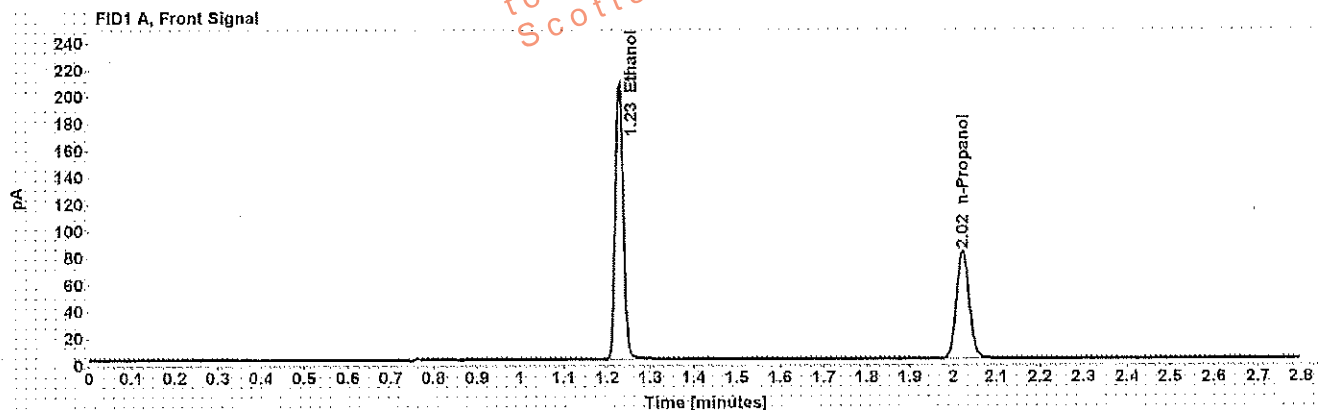


Table 1: FID 1 A (column DB-ALC1)

Compound	Amount (g/100mL)	Time (min)	Peak Area
>Ethanol	0.4101	1.228	265.637
n-Propanol	-----	2.021	165.081

Table 2: FID 2 B (column DB-ALC2)

Compound	Time (min)	Peak Area
Ethanol	1.344	314.716
n-Propanol	2.376	187.330

Scottsdale Police Department Crime Lab Volatiles Analysis

WA

Sample: 0.04 Lipomed 09022015-A	Item number:
Injection date: 8/9/2017 6:50:40 PM	Vial: 83
Method: ethanol quant.M	Sequence: 9Aug17
Instrument: US14173023 CN14160045	Analyst: Adrian
Data file: C:\Chem3211\Data\9Aug17\83.D	

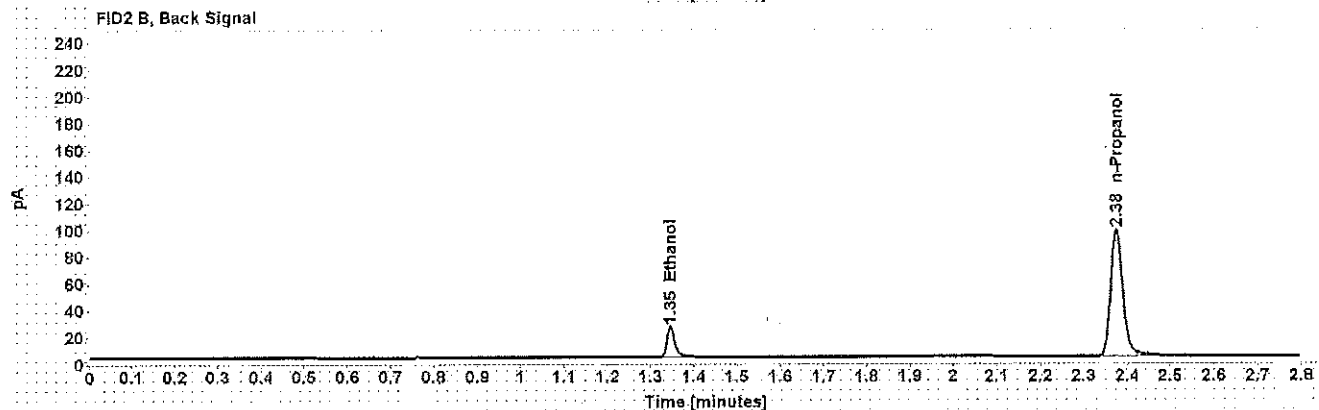
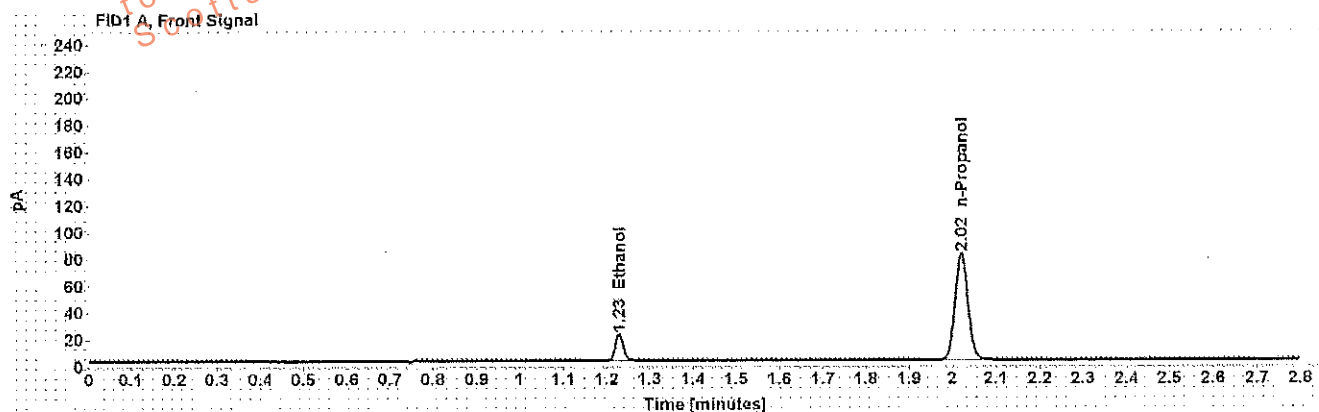


Table 1: FID 1 A (column DB-ALC1)

Compound	Amount (g/100mL)	Time (min)	Peak Area
>Ethanol	0.0399	1.229	25.253
n-Propanol	-----	2.021	163.157

Table 2: FID 2 B (column DB-ALC2)

Compound	Time (min)	Peak Area
Ethanol	1.346	28.823
n-Propanol	2.375	184.371

Scottsdale Police Department Crime Lab Volatiles Analysis

Sample: 0.20 ACQ 407041529/3	Item number: WA
Injection date: 8/9/2017 6:54:40 PM	Vial: 84
Method: ethanol quant.M	Sequence: 9Aug17
Instrument: US14173023 CN14160045	Analyst: Adrian
Data file: C:\Chem3211\Data\9Aug17\84.D	

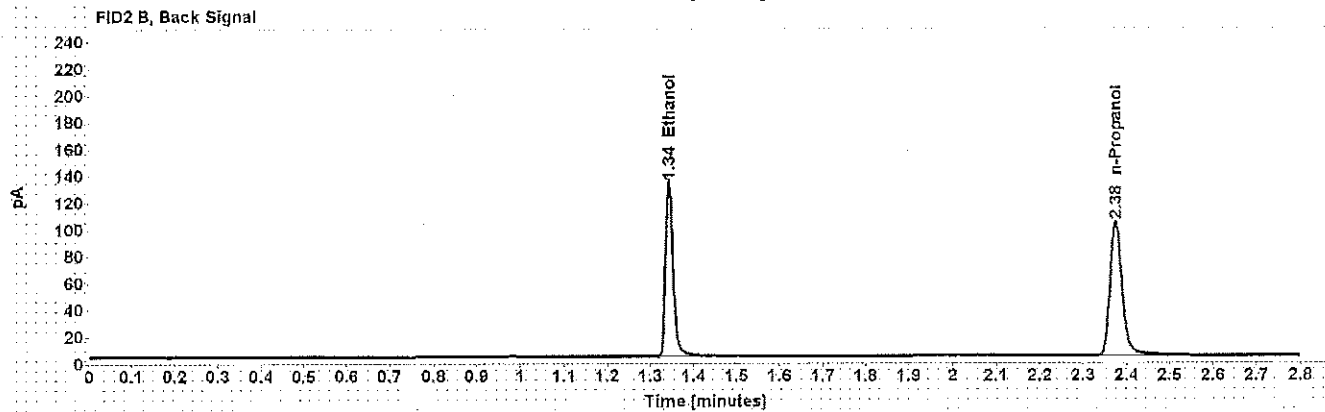
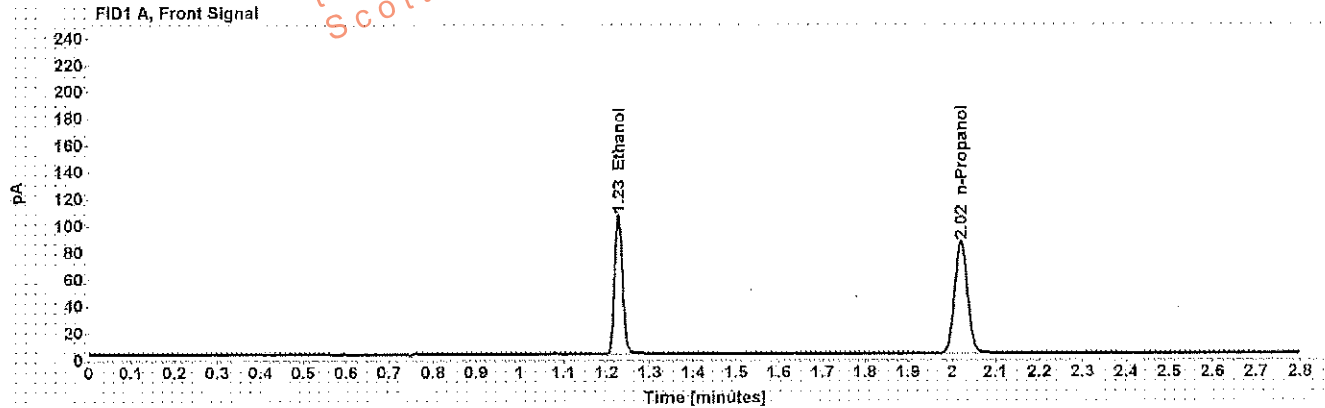


Table 1: FID 1 A (column DB-ALC1)

Compound	Amount (g/100mL)	Time (min)	Peak Area
>Ethanol	0.2001	1.228	134.747
n-Propanol	-----	2.021	171.831

Table 2: FID 2 B (column DB-ALC2)

Compound	Time (min)	Peak Area
Ethanol	1.343	158.413
n-Propanol	2.375	195.066

Scottsdale Police Department Crime Lab Volatiles Analysis

Dissemination is restricted to Criminal Justice Agencies and authorized Agencies ONLY. Scottsdale City Prosecutor is PROHIBITED.

WA

Sample: blank 062217	Item number:
Injection date: 8/9/2017 6:58:55 PM	Vial: 85
Method: ethanol quant.M	Sequence: 9Aug17
Instrument: US14173023 CN14160045	Analyst: Adrian
Data file: C:\Chem32\1\Data\9Aug17\85.D	

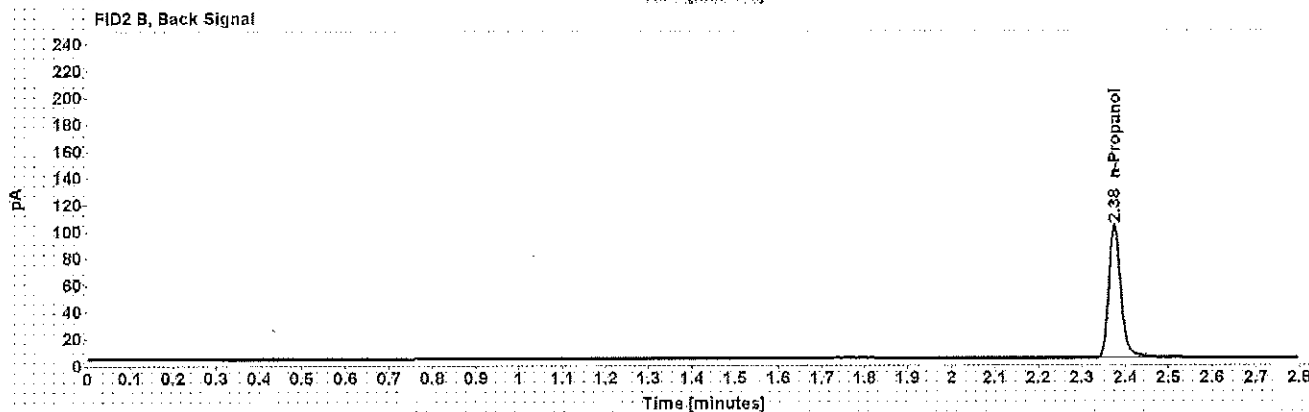
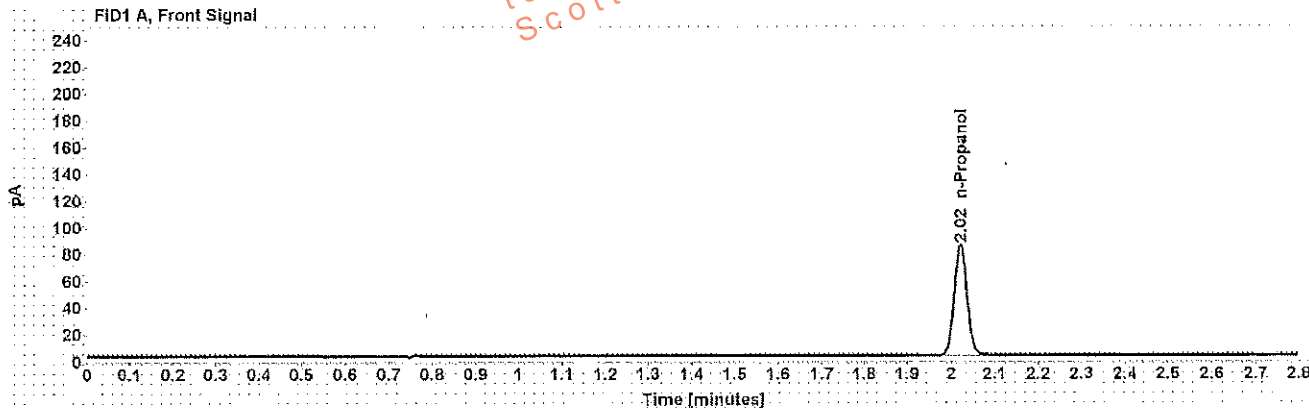


Table 1: FID 1 A (column DB-ALC1)

Compound	Amount (g/100mL)	Time (min)	Peak Area
n-Propanol	-----	2.021	169.796

Table 2: FID 2 B (column DB-ALC2)

Compound	Time (min)	Peak Area
n-Propanol	2.375	192.821

Sequence Summary

WA

Sequence name: 9Aug17 Instrument: US14173023 CN14160045 Analyst: Adrian

Vial	Sample	Type	Item Number	Method
1	0.020 Cerilliant FN03241604	Calibration		ethanol quant.M
2	0.100 Cerilliant FN06181501	Calibration		ethanol quant.M
3	0.200 Cerilliant FN07201502	Calibration		ethanol quant.M
4	0.400 Cerilliant FN11191402	Calibration		ethanol quant.M
5	blank 0622175	Control		ethanol quant.M
6	volatiles mix 020917 WLA	Control		ethanol quant.M
7	0.400 Lipomed 08012015-C	Control		ethanol quant.M
8	0.040 Lipomed 09022015-A	Control		ethanol quant.M
9	0.20 ACQ 407041529/3	Control		ethanol quant.M
10		Sample	903072	ethanol quant.M
11		Sample	903072	ethanol quant.M
12		Sample	317-12A	ethanol quant.M
13		Sample	317-12A	ethanol quant.M
14		Sample	1163476	ethanol quant.M
15		Sample	1163476	ethanol quant.M
16		Sample	1162443	ethanol quant.M
17		Sample	1162443	ethanol quant.M
18		Sample	1088330	ethanol quant.M
19		Sample	1088330	ethanol quant.M
20	0.080 Lipomed 28082014-B	Control		ethanol quant.M
21		Sample	1162242	ethanol quant.M
22		Sample	1162242	ethanol quant.M
23		Sample	1163203	ethanol quant.M
24		Sample	1163203	ethanol quant.M
25		Sample	1161953	ethanol quant.M
26		Sample	1161953	ethanol quant.M
27		Sample	1162431	ethanol quant.M
28		Sample	1162431	ethanol quant.M
29		Sample	1161782	ethanol quant.M
30		Sample	1161782	ethanol quant.M
31	0.150 Lipomed 09022015-C	Control		ethanol quant.M
32		Sample	1162602	ethanol quant.M
33		Sample	1162602	ethanol quant.M
34		Sample	1162942	ethanol quant.M
35		Sample	1162942	ethanol quant.M
36		Sample	1162925	ethanol quant.M
37		Sample	1162925	ethanol quant.M
38		Sample	1162780	ethanol quant.M
39		Sample	1162780	ethanol quant.M
40		Sample	1161951	ethanol quant.M
41		Sample	1161951	ethanol quant.M
42	0.20 ACQ 407041529/3	Control		ethanol quant.M
43		Sample	1136584	ethanol quant.M
44		Sample	1136584	ethanol quant.M
45		Sample	1166881	ethanol quant.M
46		Sample	1166881	ethanol quant.M
47		Sample	1154153	ethanol quant.M

Sequence Summary

WA

48		Sample	1154153	ethanol quant.M
49		Sample	285-01A	ethanol quant.M
50		Sample	285-01A	ethanol quant.M
51		Sample	337-01A	ethanol quant.M
52		Sample	337-01A	ethanol quant.M
53	0.080 Lipomed 28082014-B	Control		ethanol quant.M
54		Sample	1167295	ethanol quant.M
55		Sample	1167295	ethanol quant.M
56		Sample	1167191	ethanol quant.M
57		Sample	1167191	ethanol quant.M
58		Sample	1158648	ethanol quant.M
59		Sample	1158648	ethanol quant.M
60		Sample	1164447	ethanol quant.M
61		Sample	1164447	ethanol quant.M
62		Sample	1162944	ethanol quant.M
63		Sample	1162944	ethanol quant.M
64	0.150 Lipomed 09022015-C	Control		ethanol quant.M
65		Sample	1164464	ethanol quant.M
66		Sample	1164464	ethanol quant.M
67		Sample	1163808	ethanol quant.M
68		Sample	1163808	ethanol quant.M
69		Sample	1167228	ethanol quant.M
70		Sample	1167228	ethanol quant.M
71		Sample	1163676	ethanol quant.M
72		Sample	1163676	ethanol quant.M
73		Sample	1164013	ethanol quant.M
74		Sample	1164013	ethanol quant.M
75	0.20 ACQ 407041529/3	Control		ethanol quant.M
76		Sample	1162946	ethanol quant.M
77		Sample	1162946	ethanol quant.M
78		Sample	1151057	ethanol quant.M
79		Sample	1151057	ethanol quant.M
80		Sample	1169457	ethanol quant.M
81		Sample	1169457	ethanol quant.M
82	0.40 Lipomed 08012015-C	Control		ethanol quant.M
83	0.04 Lipomed 09022015-A	Control		ethanol quant.M
84	0.20 ACQ 407041529/3	Control		ethanol quant.M
85	blank 062217	Control		ethanol quant.M

Dissemination is restricted to Criminal Justice Agencies and authorized Non-C.J. Agencies ONLY. Security procedures are prohibited. Scottsdale City Prosecutor

Scottsdale Police Department Crime Laboratory Summary of Cases

SEQUENCE NAME: 9Aug17

ANALYST: Adrian WA

Vials	Test 1 (g/dL)	Test 2 (g/dL)	Mean (g/dL)	Percent Difference*	Absolute Difference (g/dL)*
10 11	0.2309	0.2288	0.22985	0.46	0.00105
12 13	0.0000	0.0000	0.00000	0.00	0.00000
14 15	0.1917	0.1908	0.19125	0.24	0.00045
16 17	0.1644	0.1678	0.16610	1.02	0.00170
18 19	0.3106	0.3058	0.30820	0.78	0.00240
21 22	0.1745	0.1762	0.17535	0.48	0.00085
23 24	0.0751	0.0747	0.07490	0.27	0.00020
25 26	0.1913	0.1927	0.19200	0.36	0.00070
27 28	0.1346	0.1346	0.13460	0.00	0.00000
29 30	0.2519	0.2548	0.25335	0.57	0.00145
32 33	0.2178	0.2194	0.21860	0.37	0.00080
34 35	0.1697	0.1699	0.16980	0.06	0.00010
36 37	0.4094	0.4084	0.40890	0.12	0.00050
38 39	0.1584	0.1576	0.15800	0.25	0.00040
40 41	0.1868	0.1868	0.18680	0.00	0.00000
43 44	0.1705	0.1648	0.16765	1.70	0.00285
45 46	0.1665	0.1672	0.16685	0.21	0.00035
47 48	0.1740	0.1764	0.17520	0.68	0.00120
49 50	0.0868	0.0877	0.08725	0.52	0.00045
51 52	0.1991	0.1991	0.19910	0.00	0.00000
54 55	0.0000	0.0000	0.00000	0.00	0.00000
56 57	0.0000	0.0000	0.00000	0.00	0.00000
58 59	0.1642	0.1624	0.16330	0.55	0.00090
60 61	0.0904	0.0905	0.09045	0.06	0.00005
62 63	0.2044	0.2053	0.20485	0.22	0.00045
65 66	0.1644	0.1659	0.16515	0.45	0.00075
67 68	0.1360	0.1360	0.13600	0.00	0.00000
69 70	0.0826	0.0807	0.08165	1.16	0.00095
71 72	0.1929	0.1928	0.19285	0.03	0.00005
73 74	0.2587	0.2589	0.25880	0.04	0.00010
76 77	0.2057	0.2049	0.20530	0.19	0.00040
78 79	0.1499	0.1487	0.14930	0.40	0.00060
80 81	0.2126	0.2120	0.21230	0.14	0.00030

*Calculated differences are differences from the mean of the two results.

Scottsdale Police Department Crime Lab Volatiles Analysis

Sample: [REDACTED]	Item number: 903072
Injection date: 8/9/2017 1:55:40 PM	Vial: 10
Method: ethanol quant.M	Sequence: 9Aug17
Instrument: US14173023 CN14160045	Analyst: Adrian
Data file: C:\Chem3211\Data\9Aug17\10.D	

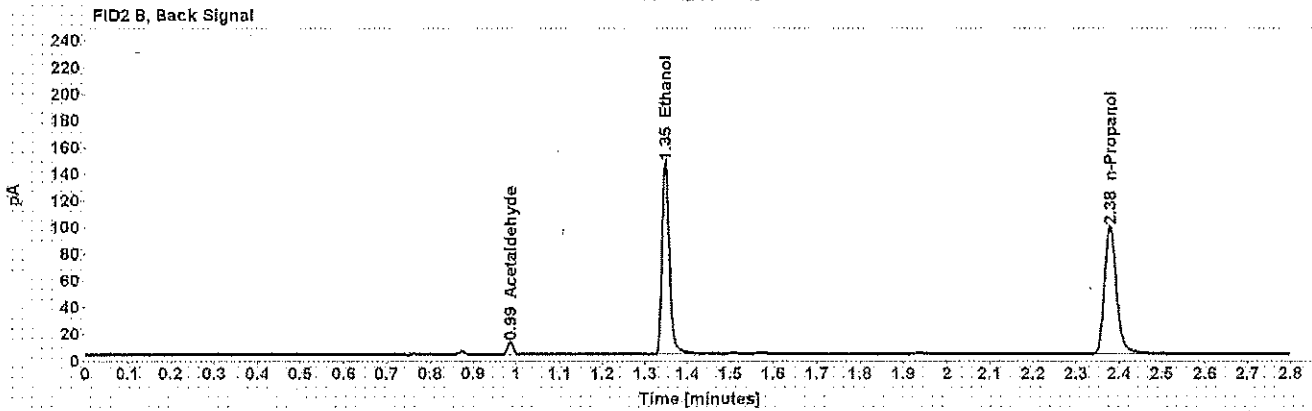
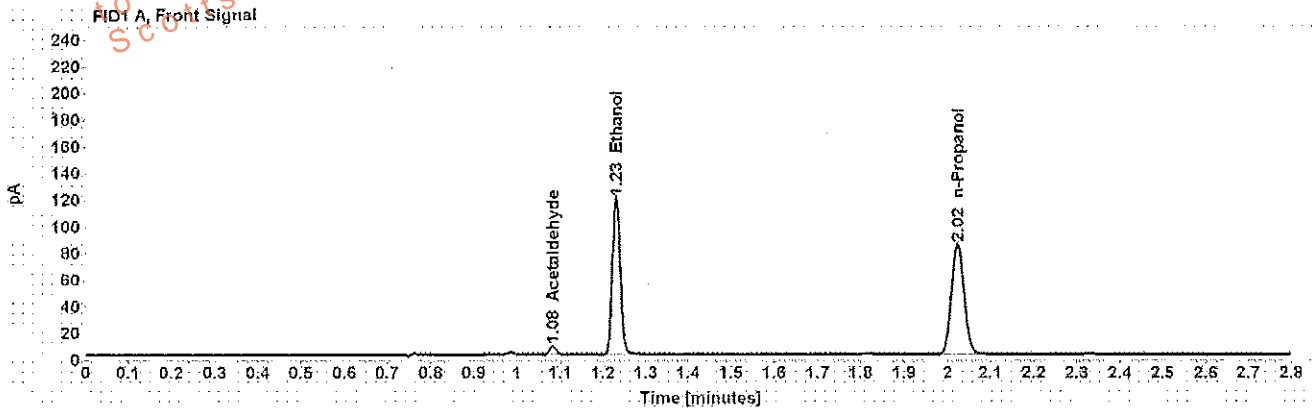


Table 1: FID 1 A (column DB-ALC1)

Compound	Amount (g/100mL)	Time (min)	Peak Area
Acetaldehyde	-----	1.083	6.886
>Ethanol	0.2309	1.230	153.596
n-Propanol	-----	2.023	169.710

Table 2: FID 2 B (column DB-ALC2)

Compound	Time (min)	Peak Area
Acetaldehyde	0.986	8.347
Ethanol	1.348	178.395
n-Propanol	2.379	188.036

Scottsdale Police Department Crime Lab Volatiles Analysis

Sample: [REDACTED]	Item number: 903072
Injection date: 8/9/2017 1:59:40 PM	Vial: 11
Method: ethanol quant.M	Sequence: 9Aug17
Instrument: US14173023 CN14160045	Analyst: Adrian
Data file: C:\Chem3211\Data\9Aug17\11.D	

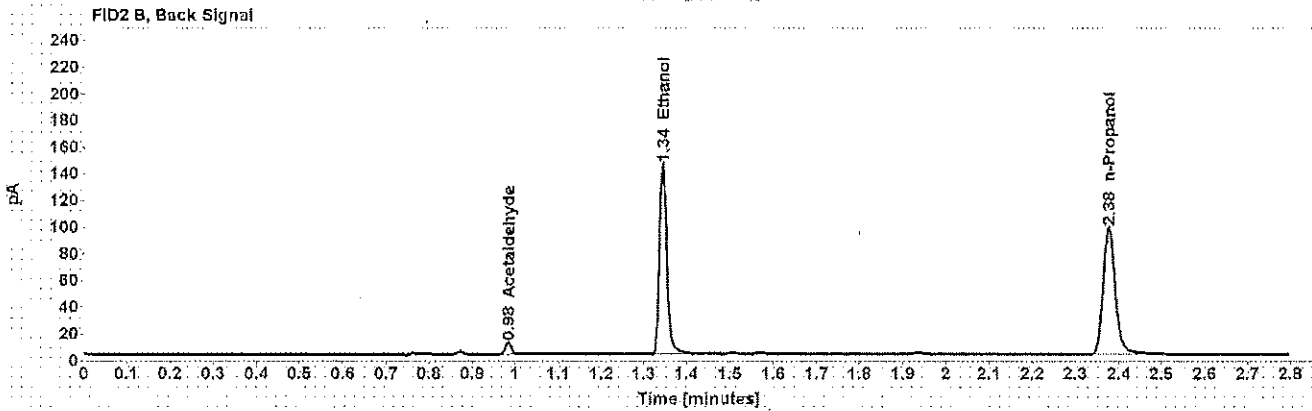
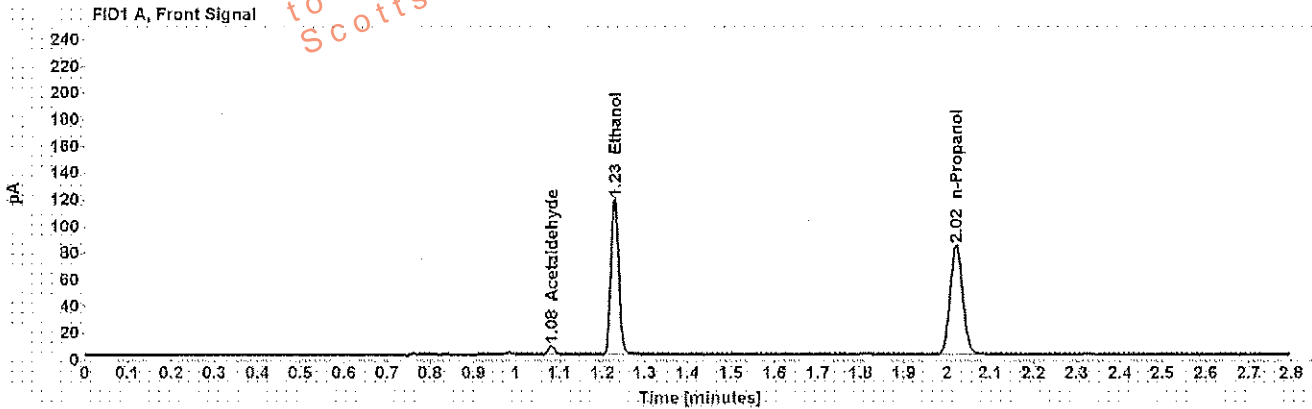


Table 1: FID 1 A (column DB-ALC1)

Compound	Amount (g/100mL)	Time (min)	Peak Area
Acetaldehyde	-----	1.081	6.837
>Ethanol	0.2288	1.228	150.894
n-Propanol	-----	2.021	168.235

Table 2: FID 2 B (column DB-ALC2)

Compound	Time (min)	Peak Area
Acetaldehyde	0.984	8.366
Ethanol	1.344	175.700
n-Propanol	2.376	186.550

Scottsdale Police Department Crime Lab Volatiles Analysis

Sample: [REDACTED]	Item number: 317-12A
Injection date: 8/9/2017 2:03:40 PM	Vial: 12
Method: ethanol quant.M	Sequence: 9Aug17
Instrument: US14173023 CN14160045	Analyst: Adrian
Data file: C:\Chem32\11\Data\9Aug17\12.D	

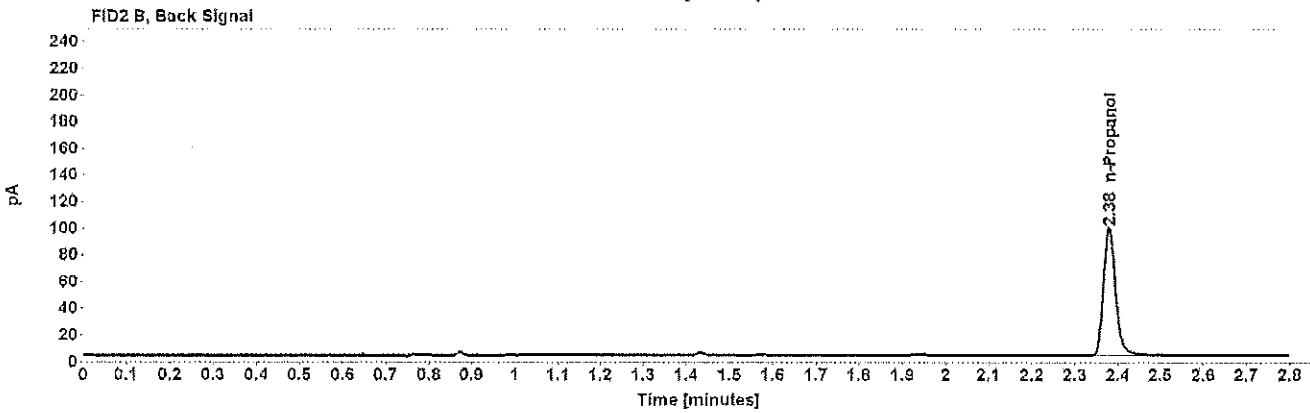
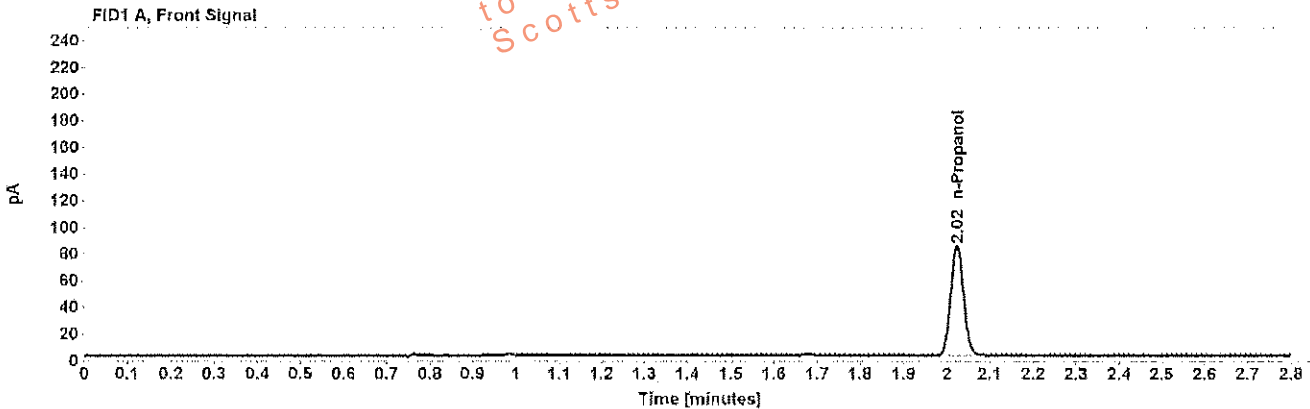


Table 1: FID 1 A (column DB-ALC1)

Compound	Amount (g/100mL)	Time (min)	Peak Area
n-Propanol	-----	2.023	169.303

Table 2: FID 2 B (column DB-ALC2)

Compound	Time (min)	Peak Area
n-Propanol	2.379	187.435

Scottsdale Police Department Crime Lab Volatiles Analysis

Sample: [REDACTED]	Item number: 317-12A
Injection date: 8/9/2017 2:07:55 PM	Vial: 13
Method: ethanol quant.M	Sequence: 9Aug17
Instrument: US14173023 CN14160045	Analyst: Adrian
Data file: C:\Chem3211\Data\9Aug17\13.D	

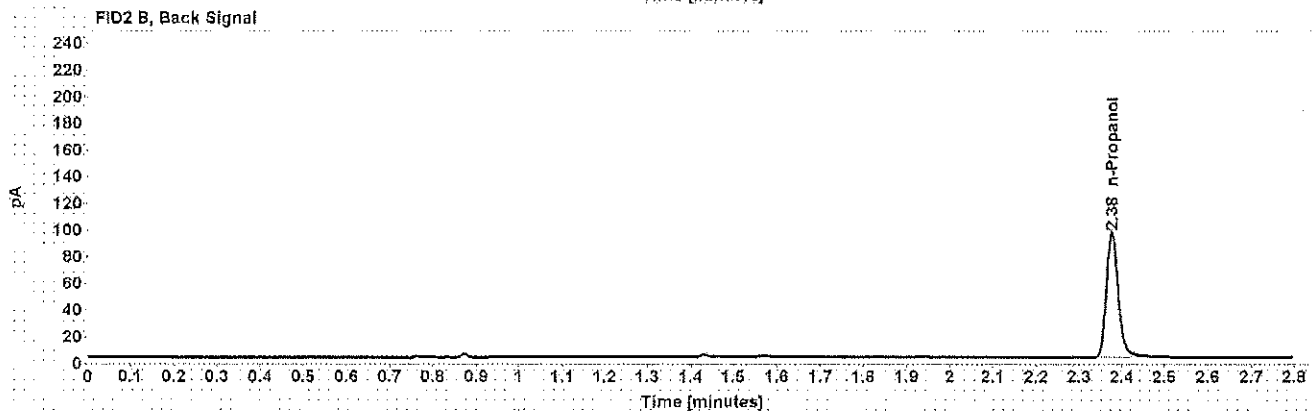
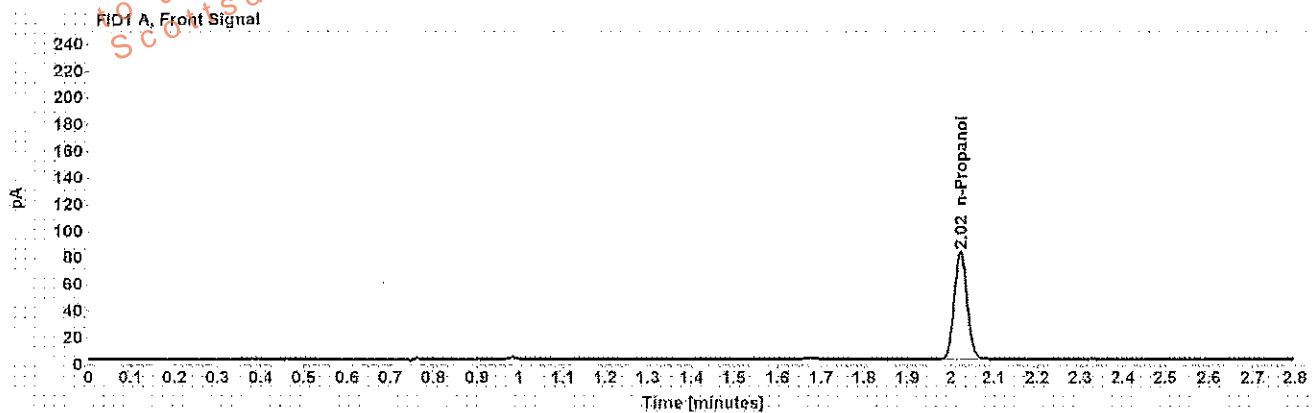


Table 1: FID 1 A (column DB-ALC1)

Compound	Amount (g/100mL)	Time (min)	Peak Area
n-Propanol	-----	2.022	166.244

Table 2: FID 2 B (column DB-ALC2)

Compound	Time (min)	Peak Area
n-Propanol	2.377	184.357

Scottsdale Police Department Crime Lab Volatiles Analysis

Sample: [REDACTED]	Item number: 1163476
Injection date: 8/9/2017 2:11:55 PM	Vial: 14
Method: ethanol quant.M	Sequence: 9Aug17
Instrument: US14173023 CN14160045	Analyst: Adrian
Data file: C:\Chem3211\Data\9Aug17\14.D	

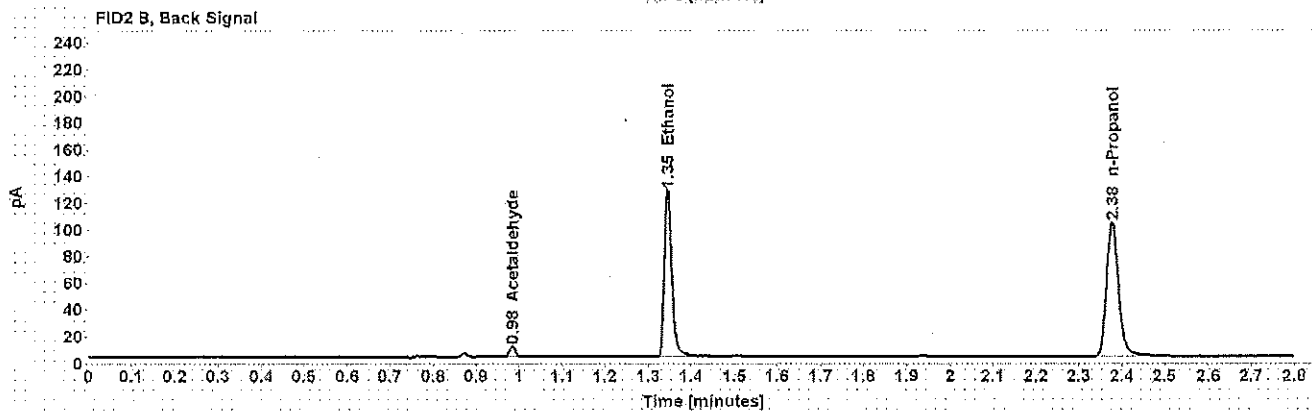
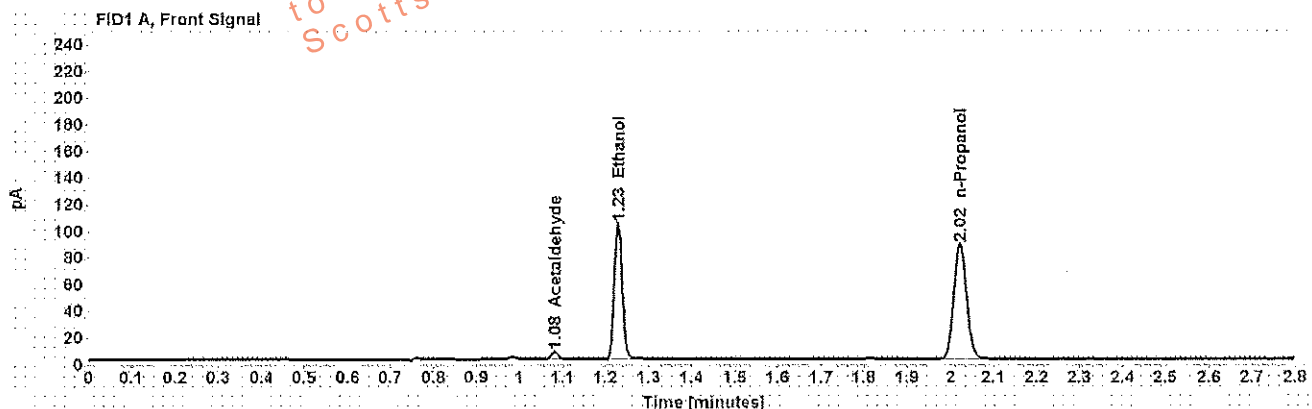


Table 1: FID 1 A (column DB-ALC1)

Compound	Amount (g/100mL)	Time (min)	Peak Area
Acetaldehyde	-----	1.082	5.809
>Ethanol	0.1917	1.229	132.955
n-Propanol	-----	2.022	177.065

Table 2: FID 2 B (column DB-ALC2)

Compound	Time (min)	Peak Area
Acetaldehyde	0.985	7.085
Ethanol	1.346	153.556
n-Propanol	2.377	197.311

Scottsdale Police Department Crime Lab Volatiles Analysis

Sample: [REDACTED]	Item number: 1163476
Injection date: 8/9/2017 2:15:54 PM	Vial: 15
Method: ethanol quant.M	Sequence: 9Aug17
Instrument: US14173023 CN14160045	Analyst: Adrian
Data file: C:\Chem32\1\Data\9Aug17\15.D	

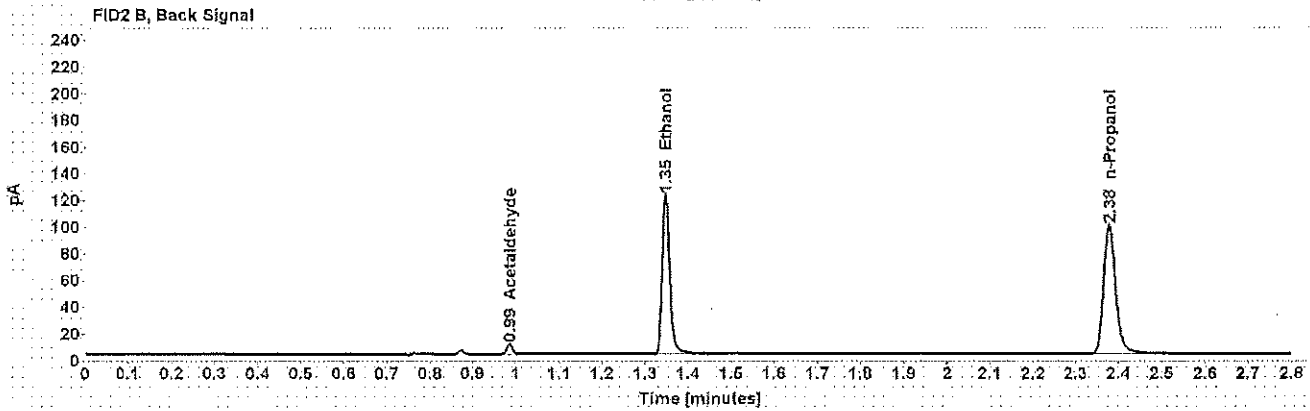
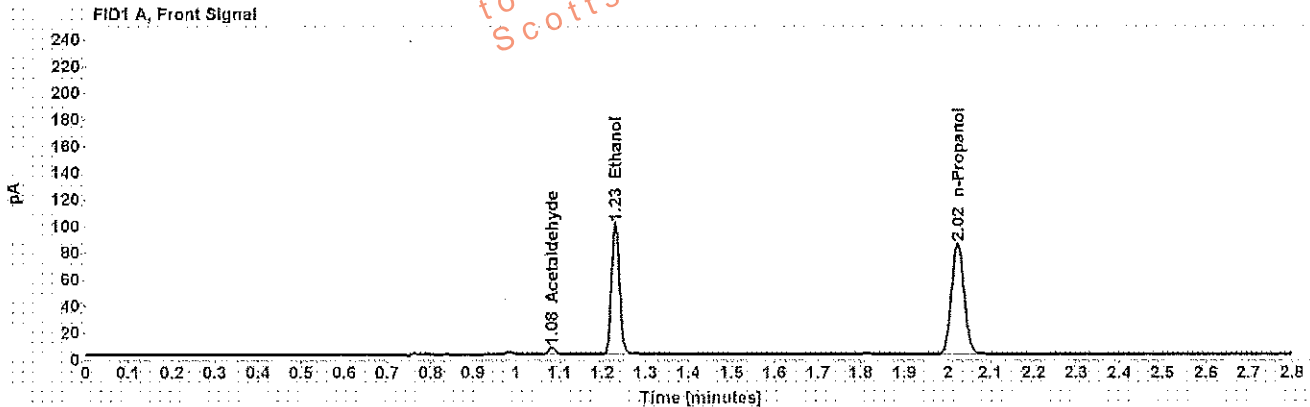


Table 1: FID 1 A (column DB-ALC1)

Compound	Amount (g/100mL)	Time (min)	Peak Area
Acetaldehyde	-----	1.082	5.628
>Ethanol	0.1908	1.230	127.685
n-Propanol	-----	2.023	170.814

Table 2: FID 2 B (column DB-ALC2)

Compound	Time (min)	Peak Area
Acetaldehyde	0.985	6.856
Ethanol	1.347	147.172
n-Propanol	2.379	190.004

Scottsdale Police Department Crime Lab Volatiles Analysis

Sample: [REDACTED]	Item number: 1162443
Injection date: 8/9/2017 2:19:55 PM	Vial: 16
Method: ethanol quant.M	Sequence: 9Aug17
Instrument: US 14173023 CN14160045	Analyst: Adrian
Data file: C:\Chem3211\Data\9Aug17\16.D	

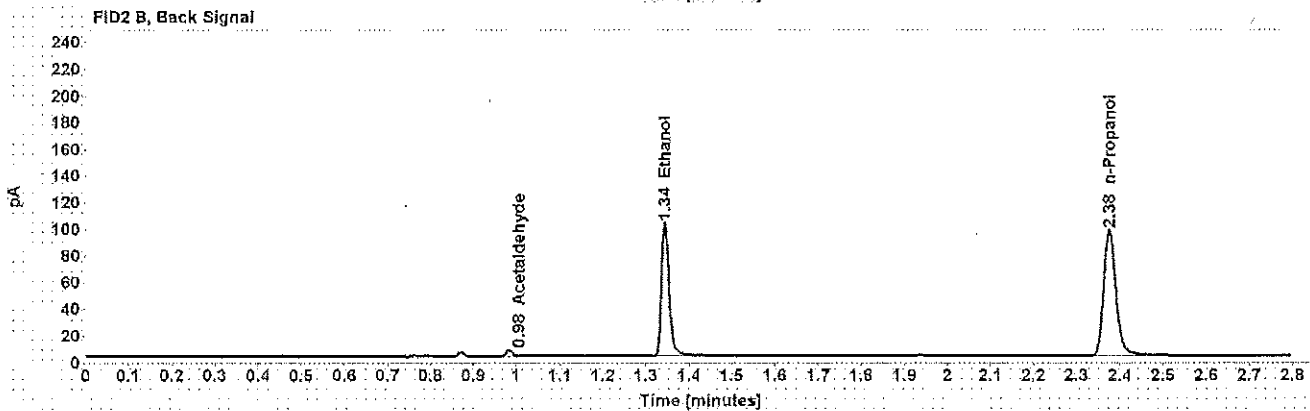
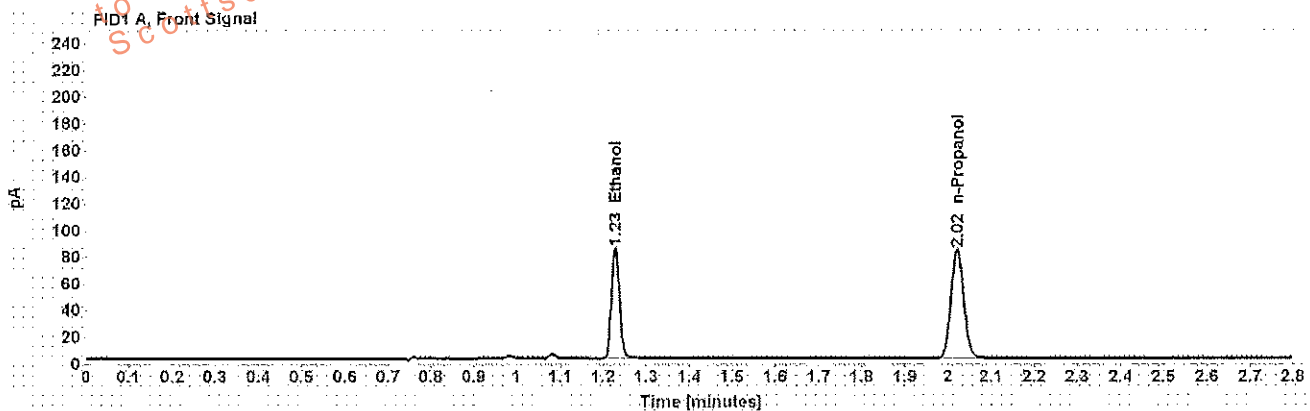


Table 1: FID 1 A (column DB-ALC1)

Compound	Amount (g/100mL)	Time (min)	Peak Area
>Ethanol	0.1644	1.228	107.417
n-Propanol	-----	2.021	166.796

Table 2: FID 2 B (column DB-ALC2)

Compound	Time (min)	Peak Area
Acetaldehyde	0.984	4.257
Ethanol	1.344	123.534
n-Propanol	2.375	185.205

Scottsdale Police Department Crime Lab Volatiles Analysis

Sample: [REDACTED]	Item number: 1162443
Injection date: 8/9/2017 2:23:55 PM	Vial: 17
Method: ethanol quant.M	Sequence: 9Aug17
Instrument: US14173023 CN14160045	Analyst: Adrian
Data file: C:\Chem3211\Data\9Aug17\17.D	

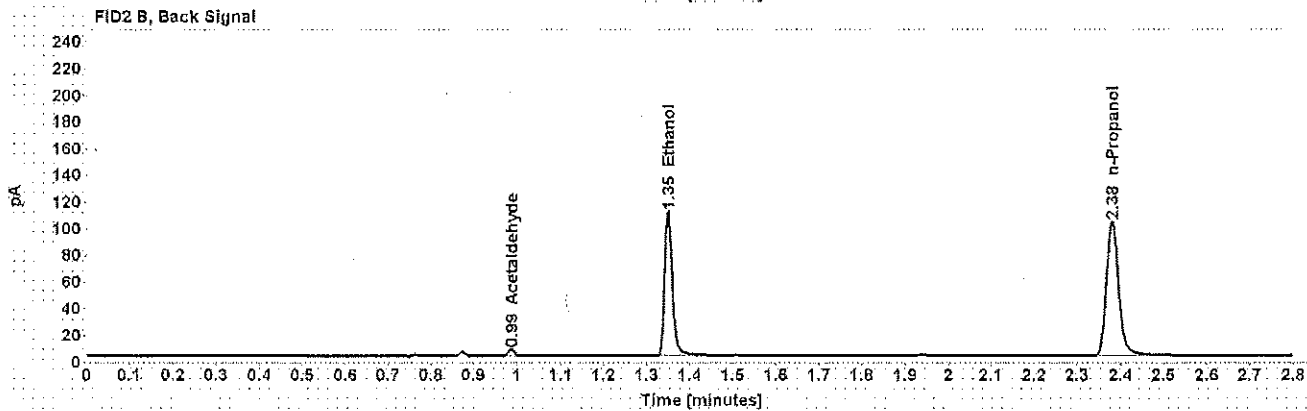
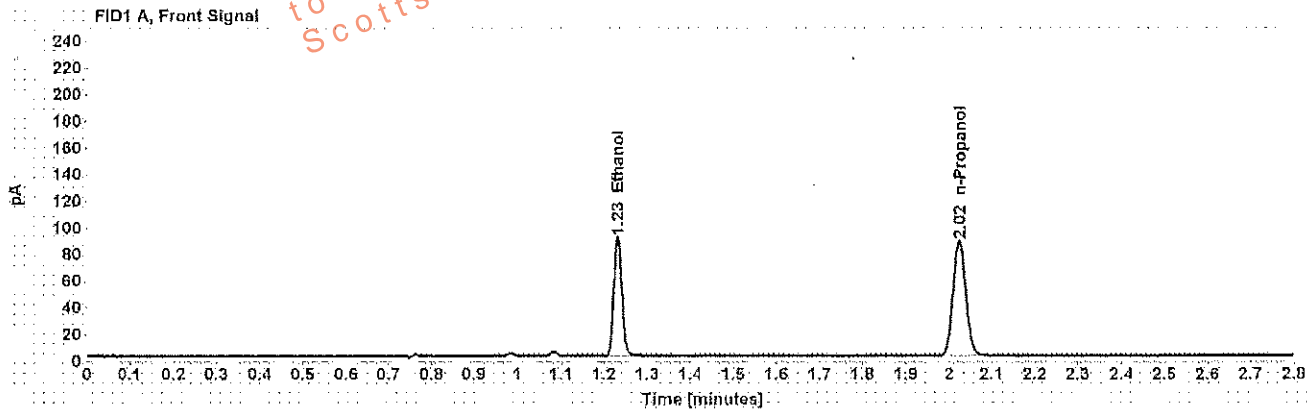


Table 1: FID 1 A (column DB-ALC1)

Compound	Amount (g/100mL)	Time (min)	Peak Area
>Ethanol	0.1678	1.231	116.554
n-Propanol	-----	2.024	177.357

Table 2: FID 2 B (column DB-ALC2)

Compound	Time (min)	Peak Area
Acetaldehyde	0.987	4.320
Ethanol	1.349	134.557
n-Propanol	2.380	197.488

Scottsdale Police Department Crime Lab Volatiles Analysis

Sample: [REDACTED]	Item number: 1088330
Injection date: 8/9/2017 2:27:55 PM	Vial: 18
Method: ethanol quant.M	Sequence: 9Aug17
Instrument: US14173023 CN14160045	Analyst: Adrian
Data file: C:\Chem321\1\Data\9Aug17\18.D	

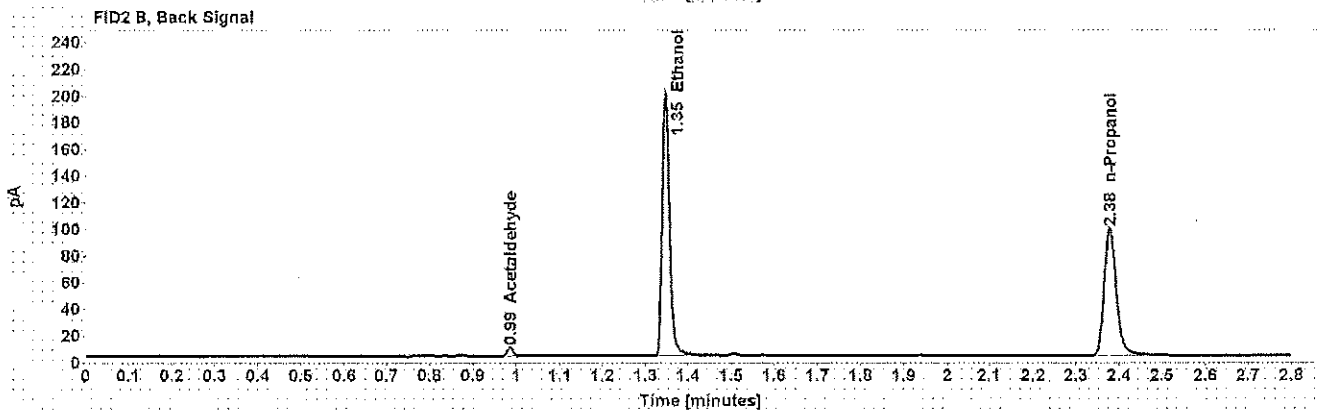
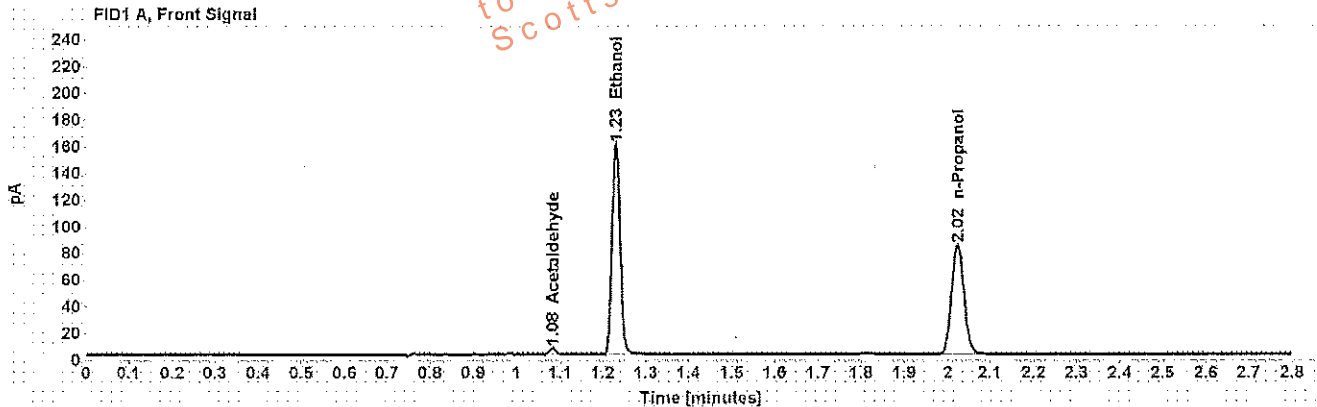


Table 1: FID 1 A (column DB-ALC1)

Compound	Amount (g/100mL)	Time (min)	Peak Area
Acetaldehyde	-----	1.083	4.869
>Ethanol	0.3106	1.230	205.656
n-Propanol	-----	2.023	168.834

Table 2: FID 2 B (column DB-ALC2)

Compound	Time (min)	Peak Area
Acetaldehyde	0.986	5.909
Ethanol	1.347	239.162
n-Propanol	2.379	187.501

Scottsdale Police Department Crime Lab Volatiles Analysis

Sample: [REDACTED]	Item number: 1088330
Injection date: 8/9/2017 2:32:10 PM	Vial: 19
Method: ethanol quant.M	Sequence: 9Aug17
Instrument: US14173023 CN14180045	Analyst: Adrian
Data file: C:\Chem3211\Data\9Aug17\19.D	

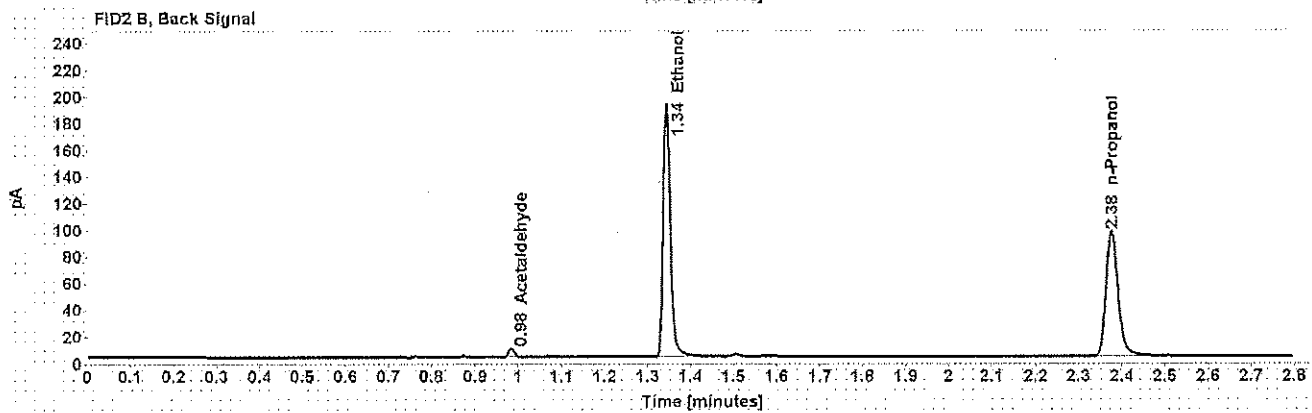
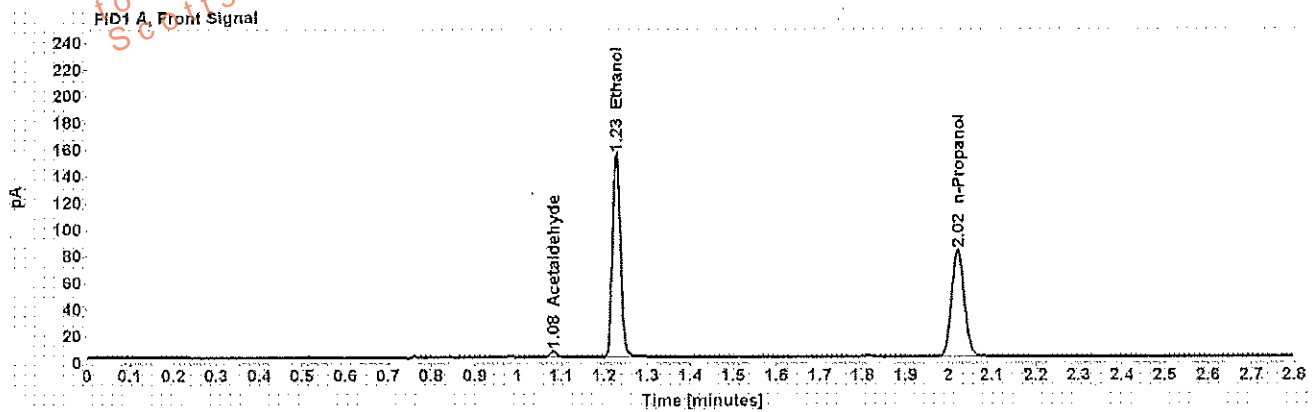


Table 1: FID 1 A (column DB-ALC1)

Compound	Amount (g/100mL)	Time (min)	Peak Area
Acetaldehyde	-----	1.081	4.866
>Ethanol	0.3058	1.228	197.958
n-Propanol	-----	2.022	165.040

Table 2: FID 2 B (column DB-ALC2)

Compound	Time (min)	Peak Area
Acetaldehyde	0.984	6.070
Ethanol	1.344	229.925
n-Propanol	2.376	183.457

Scottsdale Police Department Crime Lab Volatiles Analysis

Sample: [REDACTED]	Item number: 1162242
Injection date: 8/9/2017 2:40:10 PM	Vial: 21
Method: ethanol quant.M	Sequence: 9Aug17
Instrument: US14173023 CN14160045	Analyst: Adrian
Data file: C:\Chem3211\Data\9Aug17\21.D	

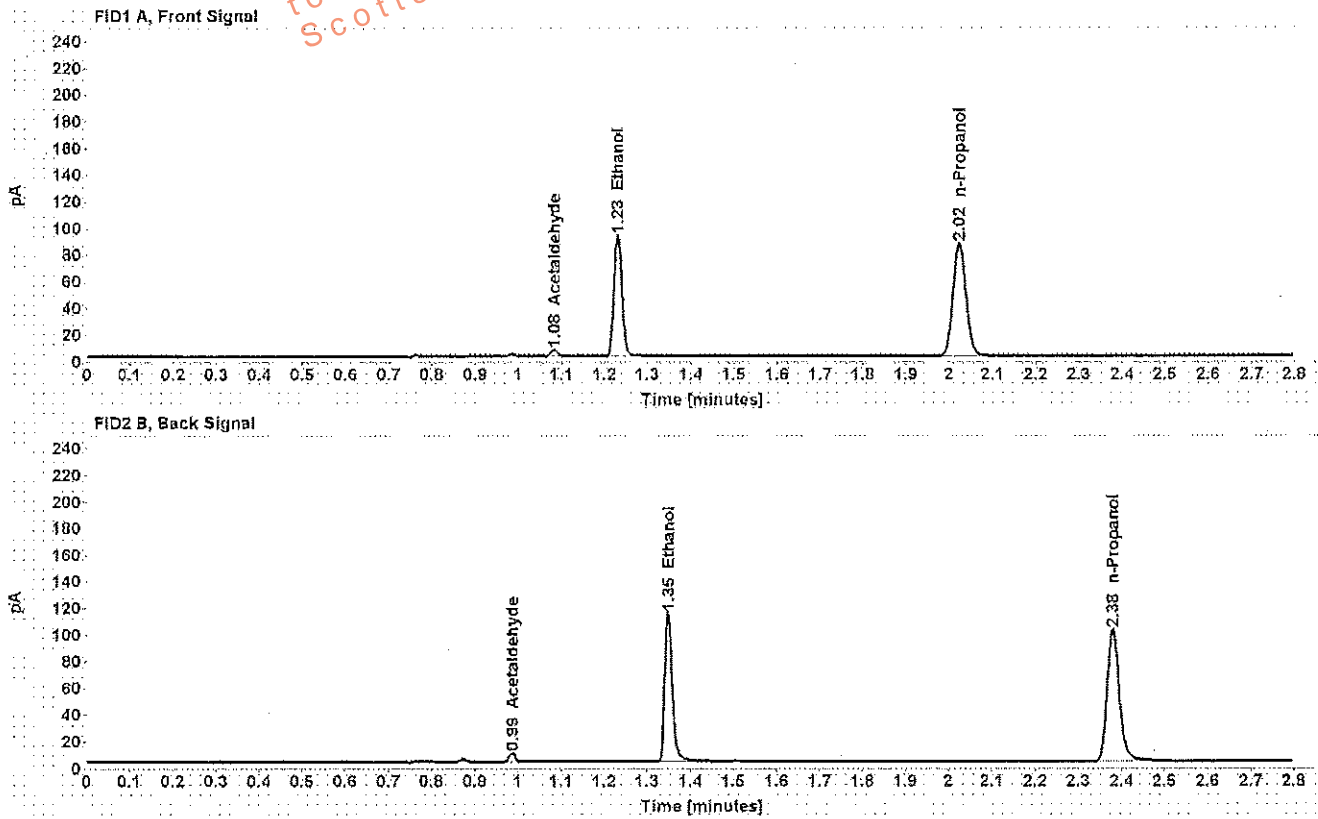


Table 1: FID 1 A (column DB-ALC1)

Compound	Amount (g/100mL)	Time (min)	Peak Area
Acetaldehyde	-----	1.083	5.033
>Ethanol	0.1745	1.231	118.815
n-Propanol	-----	2.024	173.846

Table 2: FID 2 B (column DB-ALC2)

Compound	Time (min)	Peak Area
Acetaldehyde	0.986	6.141
Ethanol	1.349	137.302
n-Propanol	2.380	193.674

Scottsdale Police Department Crime Lab Volatiles Analysis

Sample: [REDACTED]	Item number: 1162242
Injection date: 8/9/2017 2:44:10 PM	Vial: 22
Method: ethanol quant.M	Sequence: 9Aug17
Instrument: US14173023 CN14160045	Analyst: Adrian
Data file: C:\Chem32\1\Data\9Aug17\22.D	

Dissemination is restricted to Criminal Justice Agencies and authorized personnel only. Dissemination to unauthorized agencies is PROHIBITED.
 Scottsdale City Prosecutor

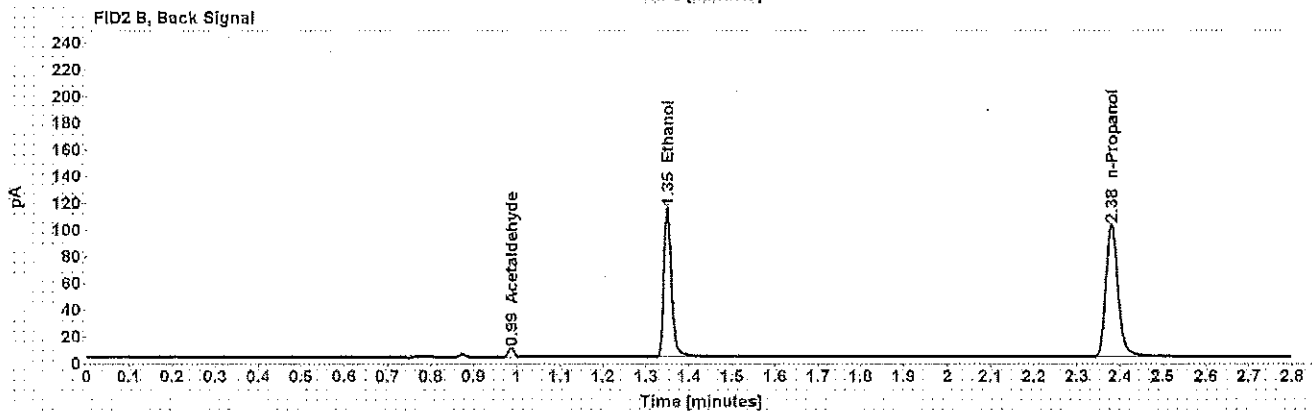
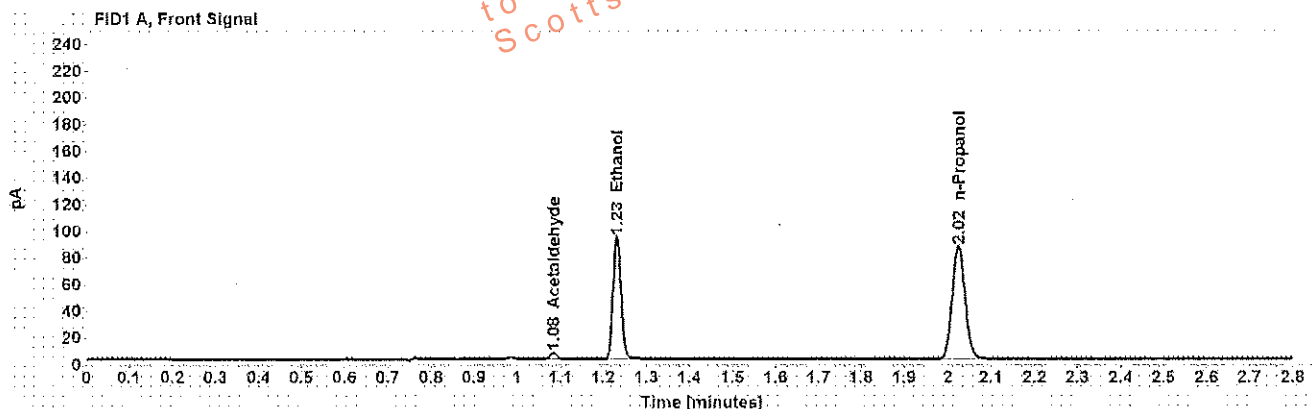


Table 1: FID 1 A (column DB-ALC1)

Compound	Amount (g/100mL)	Time (min)	Peak Area
Acetaldehyde	-----	1.083	5.020
>Ethanol	0.1762	1.231	120.053
n-Propanol	-----	2.024	173.985

Table 2: FID 2 B (column DB-ALC2)

Compound	Time (min)	Peak Area
Acetaldehyde	0.987	6.107
Ethanol	1.349	139.039
n-Propanol	2.380	194.358

Scottsdale Police Department Crime Lab Volatiles Analysis

Sample: [REDACTED]	Item number: 1163203
Injection date: 8/9/2017 2:46:10 PM	Vial: 23
Method: ethanol quant.M	Sequence: 9Aug17
Instrument: US14173023 CN14160045	Analyst: Adrian
Data file: C:\Chem3211\Data\9Aug17\23.D	

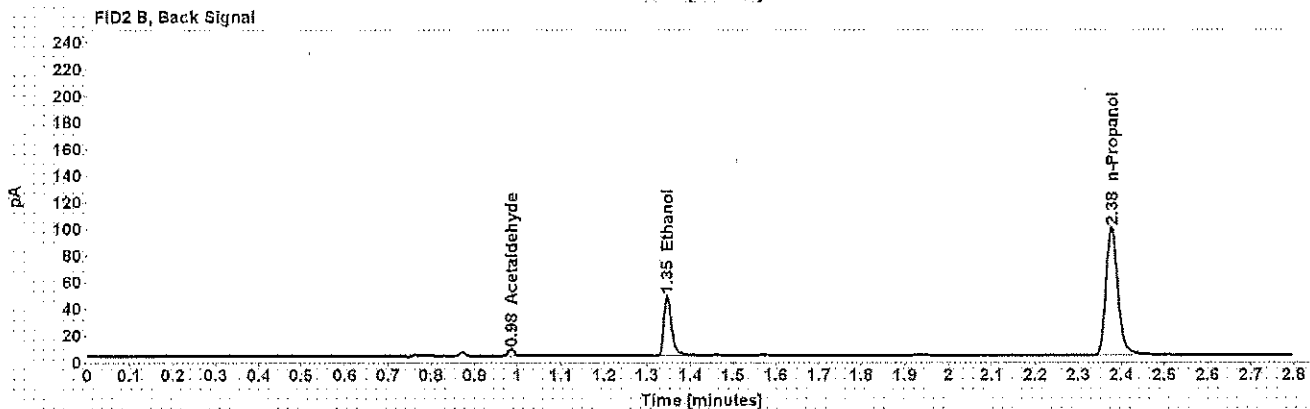
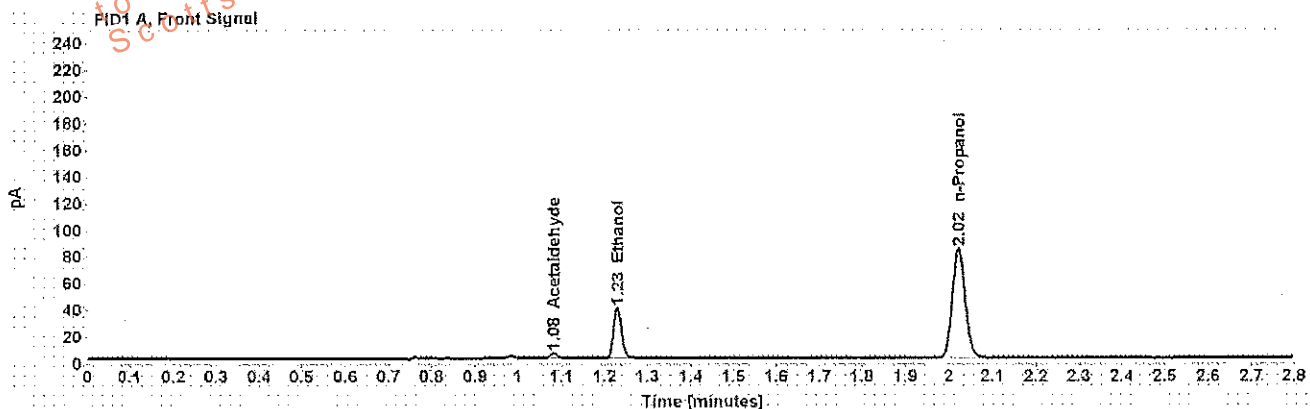


Table 1: FID 1 A (column DB-ALC1)

Compound	Amount (g/100mL)	Time (min)	Peak Area
Acetaldehyde	-----	1.082	3.859
>Ethanol	0.0751	1.230	49.355
n-Propanol	-----	2.022	168.396

Table 2: FID 2 B (column DB-ALC2)

Compound	Time (min)	Peak Area
Acetaldehyde	0.985	4.762
Ethanol	1.347	56.158
n-Propanol	2.377	188.481

Scottsdale Police Department Crime Lab Volatiles Analysis

Sample: [REDACTED]	Item number: 1163203
Injection date: 8/9/2017 2:52:10 PM	Vial: 24
Method: ethanol quant.M	Sequence: 9Aug17
Instrument: US14173023 CN14160045	Analyst: Adrian
Data file: C:\Chem32\11Data\9Aug17\24.D	

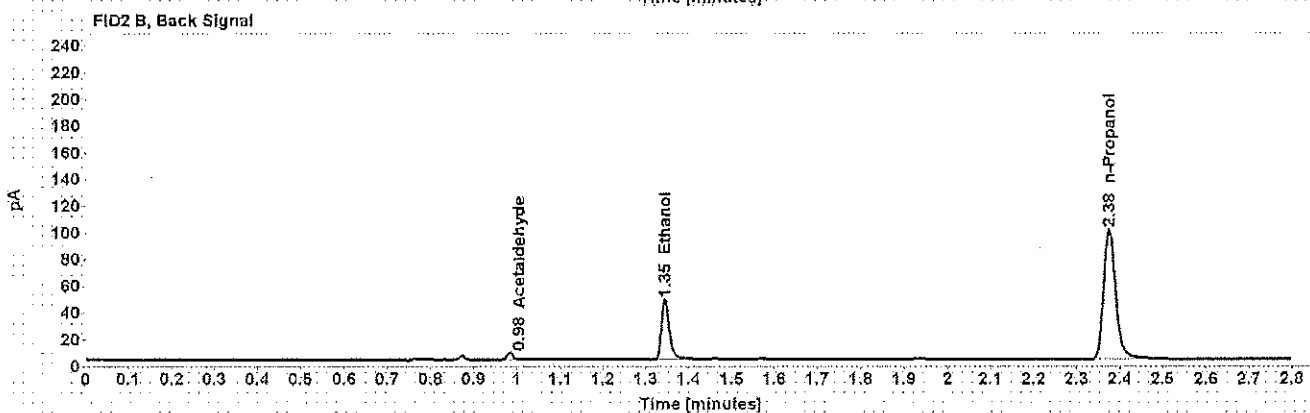
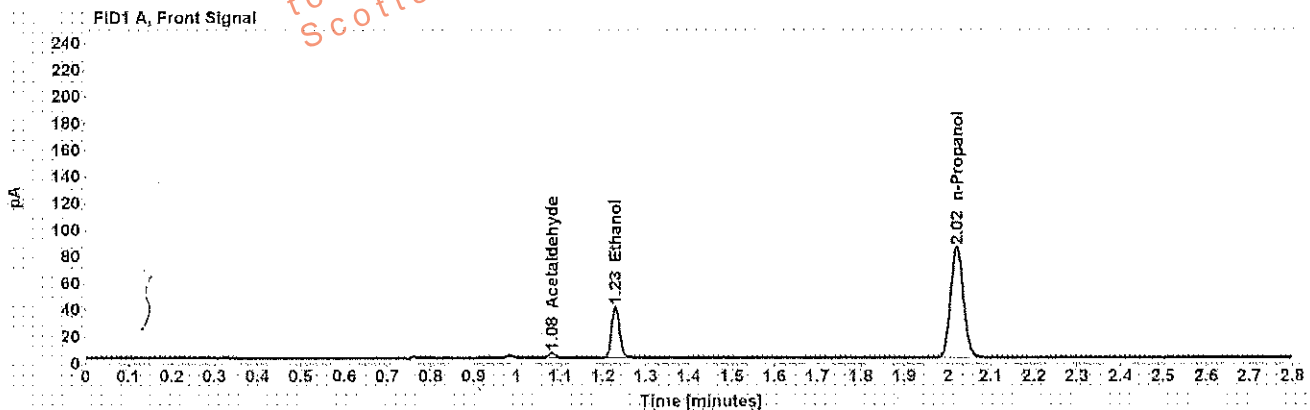


Table 1: FID 1 A (column DB-ALC1)

Compound	Amount (g/100mL)	Time (min)	Peak Area
Acetaldehyde	-----	1.081	3.901
>Ethanol	0.0747	1.228	49.715
n-Propanol	-----	2.021	170.571

Table 2: FID 2 B (column DB-ALC2)

Compound	Time (min)	Peak Area
Acetaldehyde	0.984	4.807
Ethanol	1.345	56.437
n-Propanol	2.375	190.809

Scottsdale Police Department Crime Lab Volatiles Analysis

Sample: [REDACTED]	Item number: 1161953
Injection date: 8/9/2017 2:56:25 PM	Vial: 25
Method: ethanol quant.M	Sequence: 9Aug17
Instrument: US14173023 CN14160045	Analyst: Adrian
Data file: C:\Chem32\1\Data\9Aug17\25.D	

Dissemination is restricted to Criminal Justice Agencies and authorized Non-C.J. Agencies ONLY. Secondary dissemination to unauthorized agencies is PROHIBITED.
Scottsdale City Prosecutor

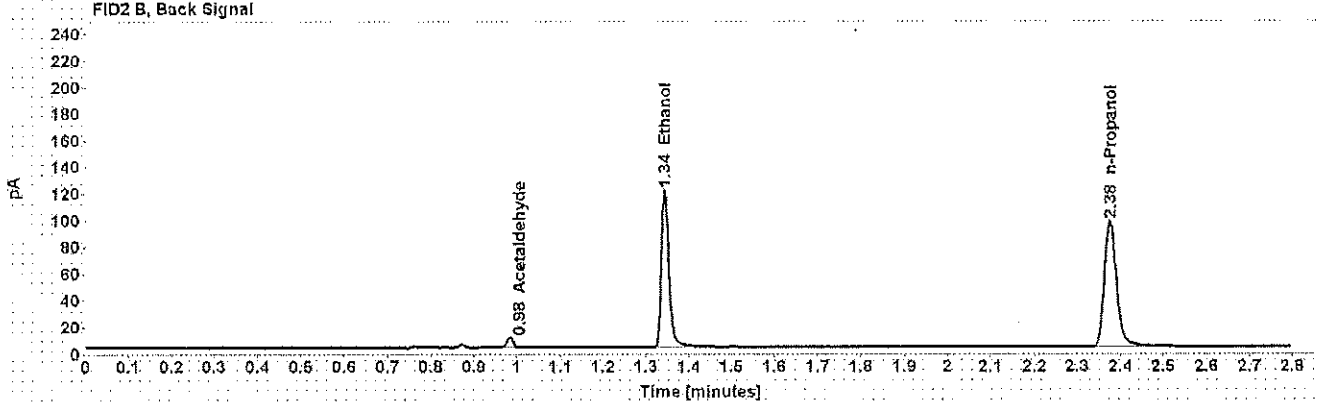
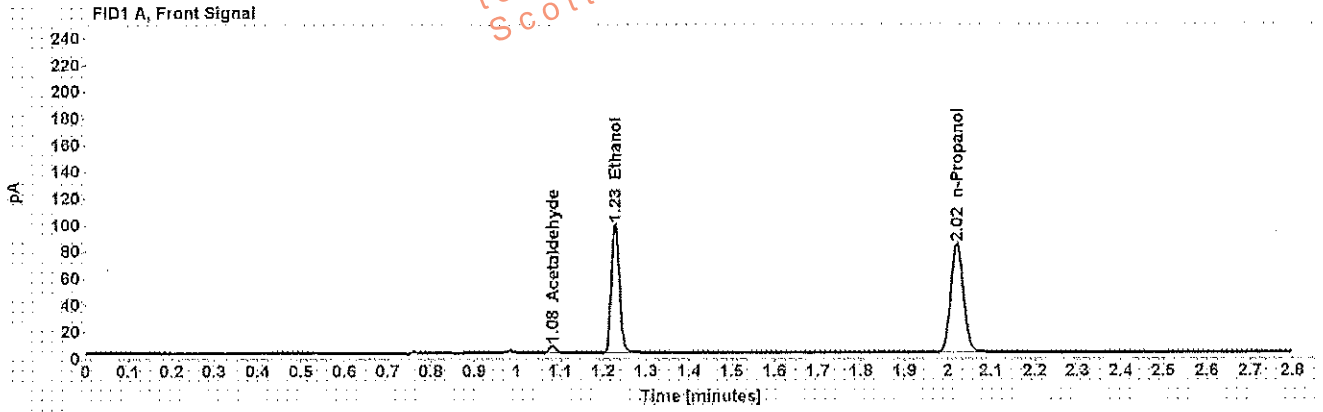


Table 1: FID 1 A (column DB-ALC1)

Compound	Amount (g/100mL)	Time (min)	Peak Area
Acetaldehyde	-----	1.081	5.631
>Ethanol	0.1913	1.228	125.160
n-Propanol	-----	2.021	166.981

Table 2: FID 2 B (column DB-ALC2)

Compound	Time (min)	Peak Area
Acetaldehyde	0.984	7.139
Ethanol	1.344	145.008
n-Propanol	2.376	186.428

Scottsdale Police Department Crime Lab Volatiles Analysis

Sample: [REDACTED]	Item number: 1161953
Injection date: 8/9/2017 3:00:24 PM	Vial: 26
Method: ethanol quant.M	Sequence: 9Aug17
Instrument: US14173023 CN14160045	Analyst: Adrian
Data file: C:\Chem3211\Data\9Aug17\26.D	

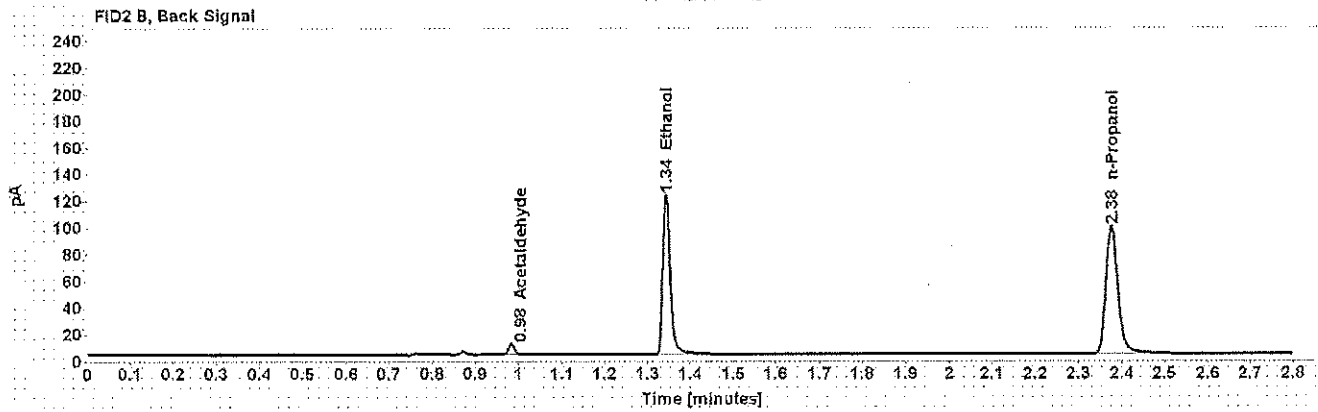
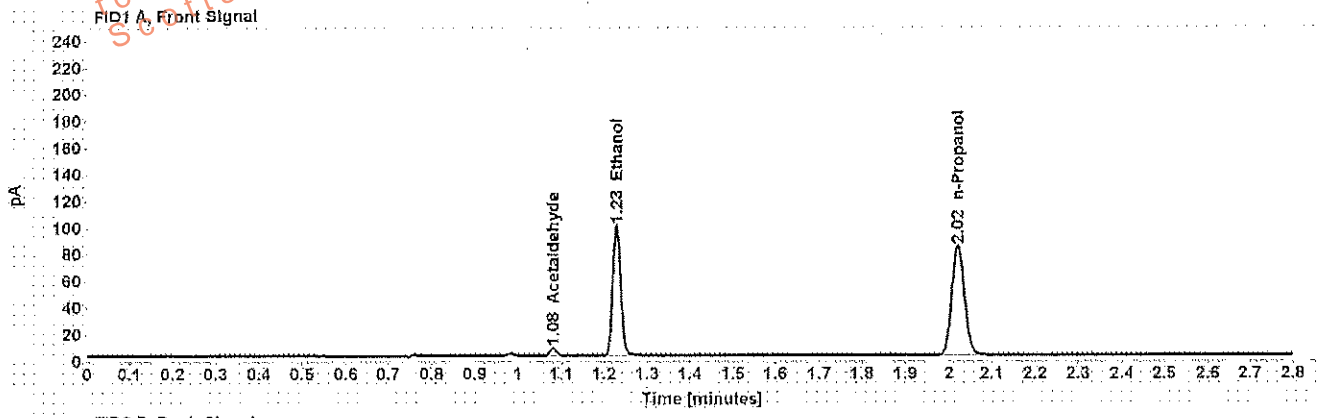


Table 1: FID 1 A (column DB-ALC1)

Compound	Amount (g/100mL)	Time (min)	Peak Area
Acetaldehyde	-----	1.081	5.993
>Ethanol	0.1927	1.228	126.746
n-Propanol	-----	2.021	167.897

Table 2: FID 2 B (column DB-ALC2)

Compound	Time (min)	Peak Area
Acetaldehyde	0.984	7.671
Ethanol	1.344	146.894
n-Propanol	2.376	187.754

Scottsdale Police Department Crime Lab Volatiles Analysis

Sample:	[REDACTED]	Item number:	1162431
Injection date:	8/9/2017 3:04:25 PM	Vial:	27
Method:	ethanol quant.M	Sequence:	9Aug17
Instrument:	US14173023 CN14160045	Analyst:	Adrian
Data file:	C:\Chem32\11\Data\9Aug17\27.D		

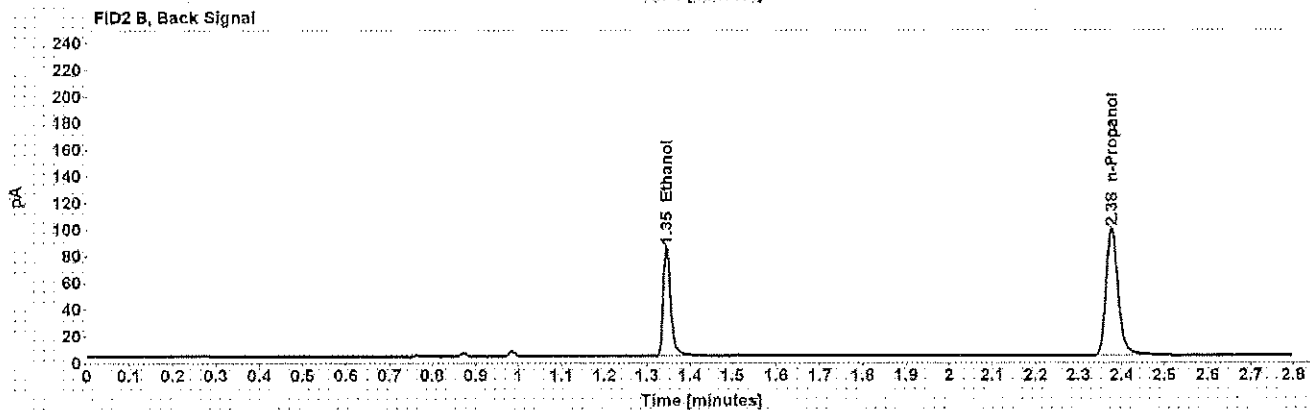
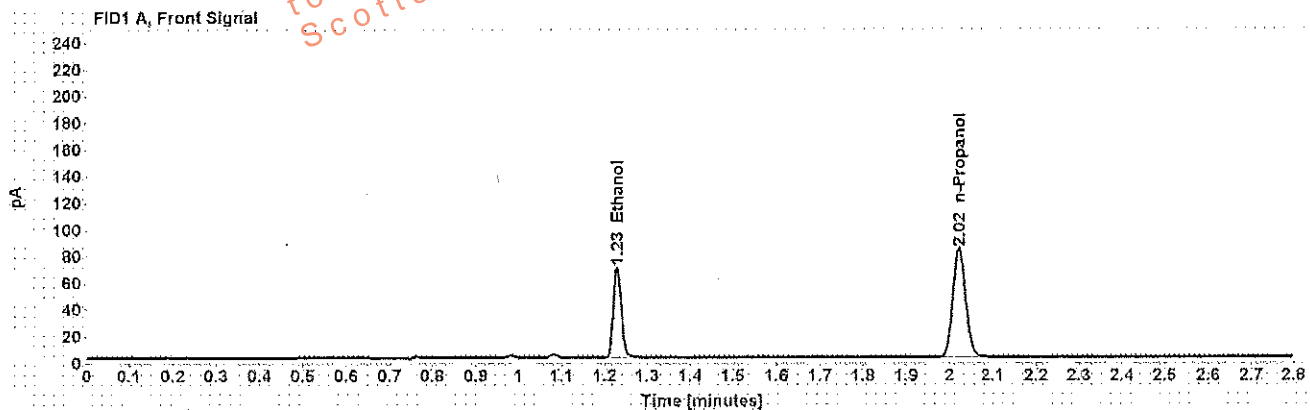


Table 1: FID 1 A (column DB-ALC1)

Compound	Amount (g/100mL)	Time (min)	Peak Area
>Ethanol	0.1346	1.229	88.235
n-Propanol	-----	2.022	167.505

Table 2: FID 2 B (column DB-ALC2)

Compound	Time (min)	Peak Area
Ethanol	1.346	101.581
n-Propanol	2.377	187.138

Scottsdale Police Department Crime Lab Volatiles Analysis

Sample: [REDACTED]	Item number: 1162431
Injection date: 8/9/2017 3:08:25 PM	Vial: 28
Method: ethanol quant.M	Sequence: 9Aug17
Instrument: US14173023 CN14160045	Analyst: Adrian
Data file: C:\Chem32\1\Data\9Aug17\28.D	

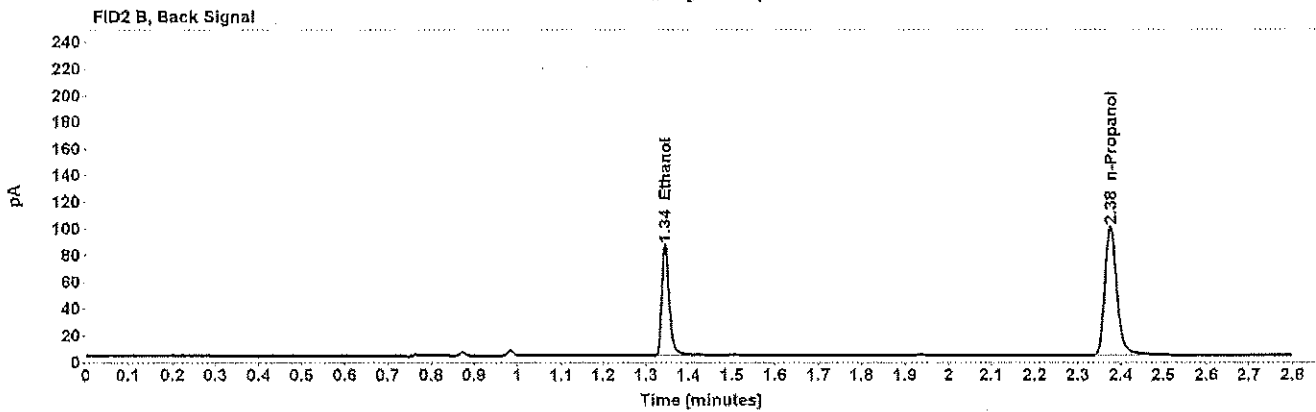
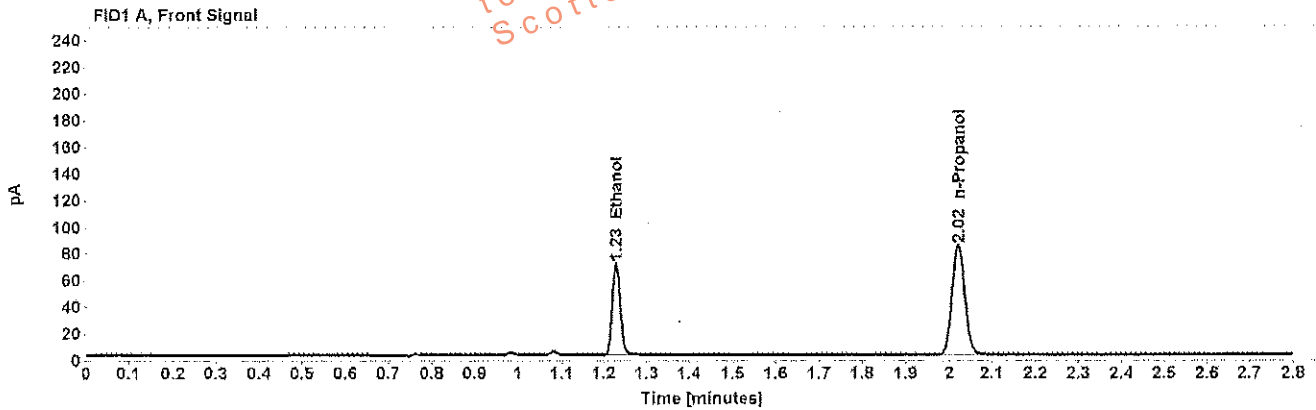


Table 1: FID 1 A (column DB-ALC1)

Compound	Amount (g/100mL)	Time (min)	Peak Area
>Ethanol	0.1346	1.228	89.176
n-Propanol	-----	2.021	169.293

Table 2: FID 2 B (column DB-ALC2)

Compound	Time (min)	Peak Area
Ethanol	1.345	102.960
n-Propanol	2.376	189.859

Scottsdale Police Department Crime Lab Volatiles Analysis

Sample:	[REDACTED]	Item number:	1161782
Injection date:	8/9/2017 3:12:25 PM	Vial:	29
Method:	ethanol quant.M	Sequence:	9Aug17
Instrument:	US14173023 CN14160045	Analyst:	Adrian
Data file:	C:\Chem32\11\Data\9Aug17\29.D		

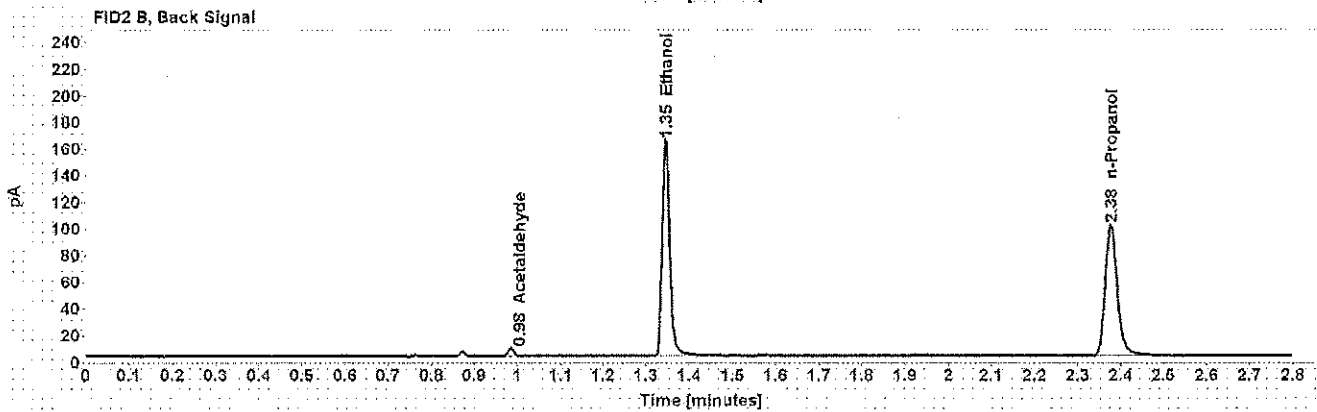
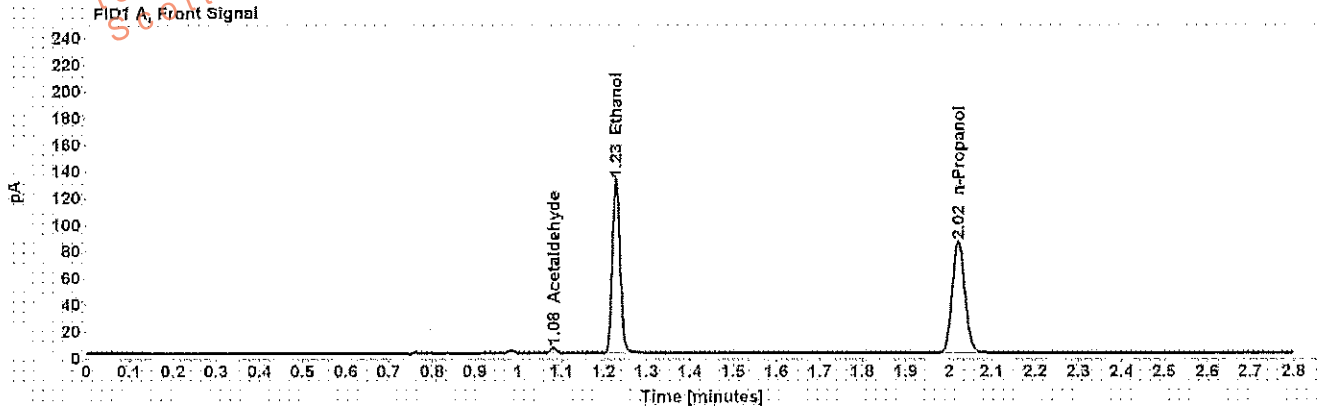


Table 1: FID 1 A (column DB-ALC1)

Compound	Amount (g/100mL)	Time (min)	Peak Area
Acetaldehyde	-----	1.082	4.327
>Ethanol	0.2519	1.229	169.300
n-Propanol	-----	2.022	171.443

Table 2: FID 2 B (column DB-ALC2)

Compound	Time (min)	Peak Area
Acetaldehyde	0.985	5.369
Ethanol	1.345	198.726
n-Propanol	2.377	192.777

Scottsdale Police Department Crime Lab Volatiles Analysis

Sample: [REDACTED]	Item number: 1161782
Injection date: 8/9/2017 3:16:25 PM	Vial: 30
Method: ethanol quant.M	Sequence: 9Aug17
Instrument: US14173023 CN14160045	Analyst: Adrian
Data file: C:\Chem32\11\Data\9Aug17\30.D	

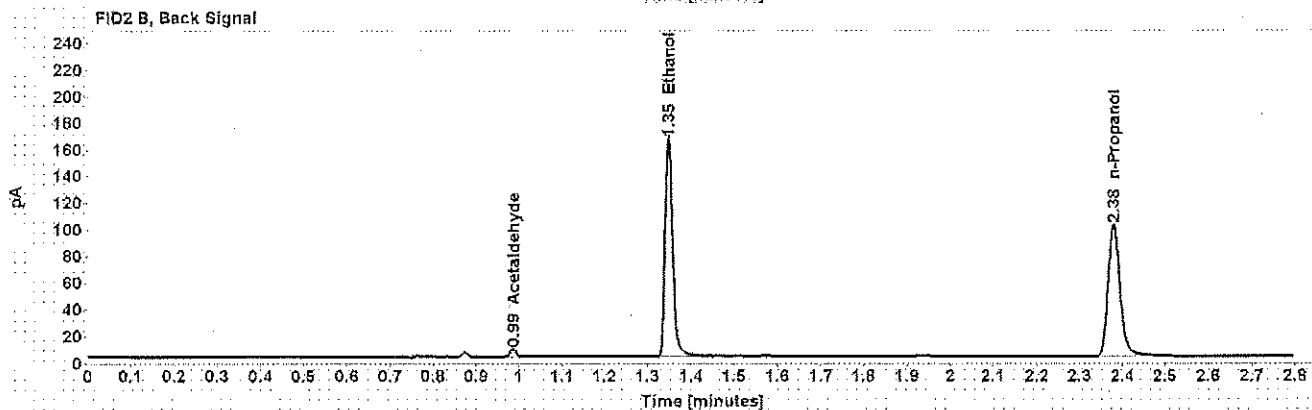
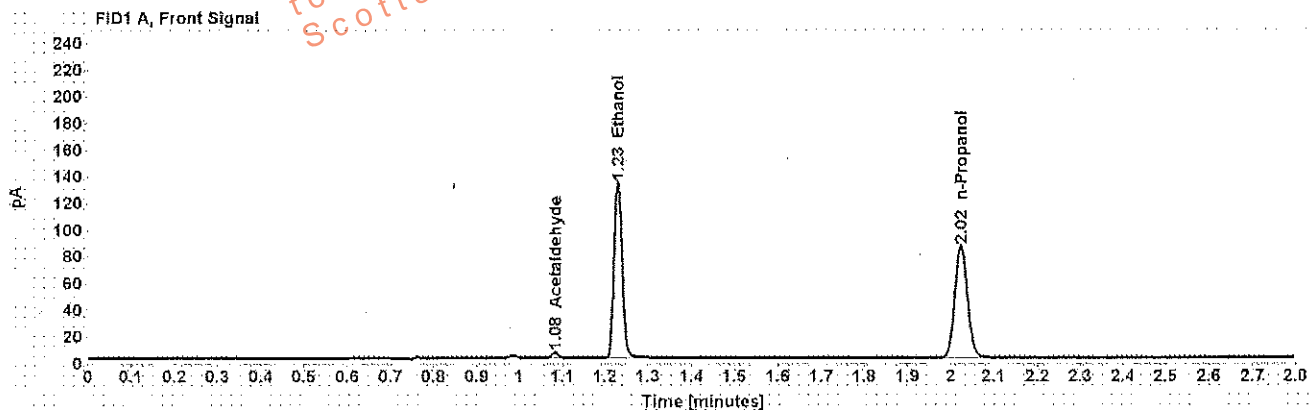


Table 1: FID 1 A (column DB-ALC1)

Compound	Amount (g/100mL)	Time (min)	Peak Area
Acetaldehyde	-----	1.083	4.273
>Ethanol	0.2548	1.230	171.493
n-Propanol	-----	2.024	171.699

Table 2: FID 2 B (column DB-ALC2)

Compound	Time (min)	Peak Area
Acetaldehyde	0.986	5.294
Ethanol	1.348	201.162
n-Propanol	2.379	193.007

Scottsdale Police Department Crime Lab Volatiles Analysis

Sample: [REDACTED]	Item number: 1162602
Injection date: 8/9/2017 3:24:40 PM	Vial: 32
Method: ethanol quant.M	Sequence: 9Aug17
Instrument: US14173023 CN14160045	Analyst: Adrian
Data file: C:\Chem32\1\Data\9Aug17\32.D	

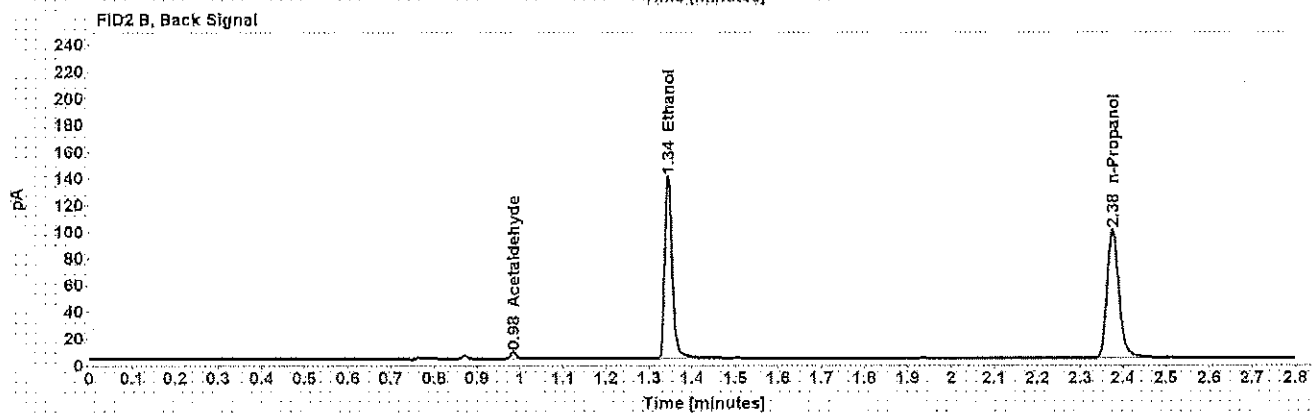
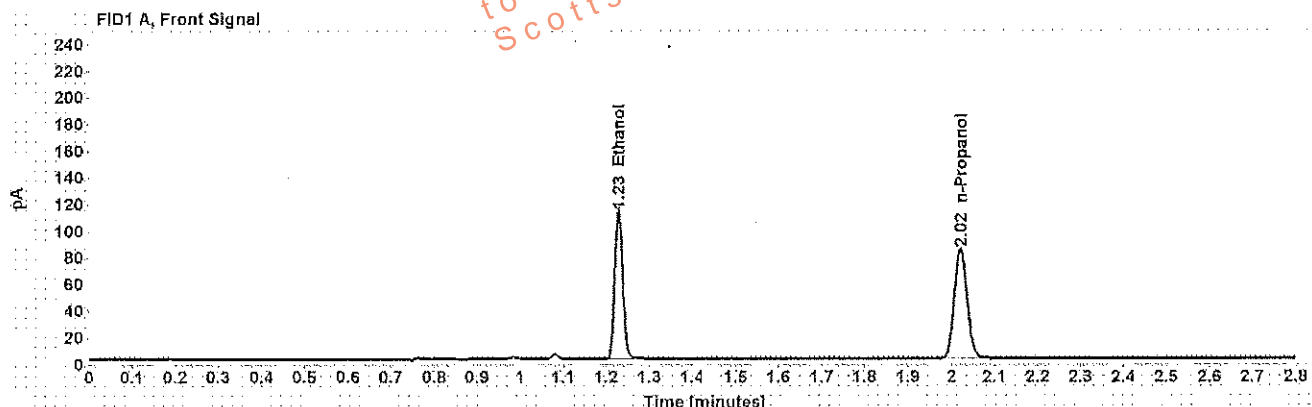


Table 1: FID 1 A (column DB-ALC1)

Compound	Amount (g/100mL)	Time (min)	Peak Area
>Ethanol	0.2178	1.228	144.065
n-Propanol	-----	2.021	168.798

Table 2: FID 2 B (column DB-ALC2)

Compound	Time (min)	Peak Area
Acetaldehyde	0.984	4.648
Ethanol	1.344	167.245
n-Propanol	2.376	189.611

Scottsdale Police Department Crime Lab Volatiles Analysis

Sample: [REDACTED]	Item number: 1162602
Injection date: 8/9/2017 3:28:40 PM	Vial: 33
Method: ethanol quant.M	Sequence: 9Aug17
Instrument: US f4173023 CN14160045	Analyst: Adrian
Data file: C:\Chem3211\Data\9Aug17\33.D	

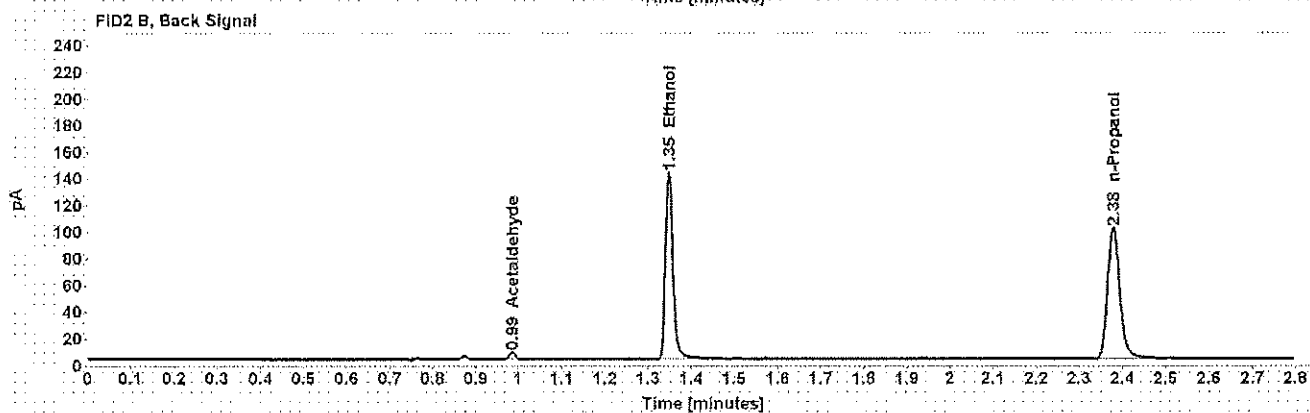
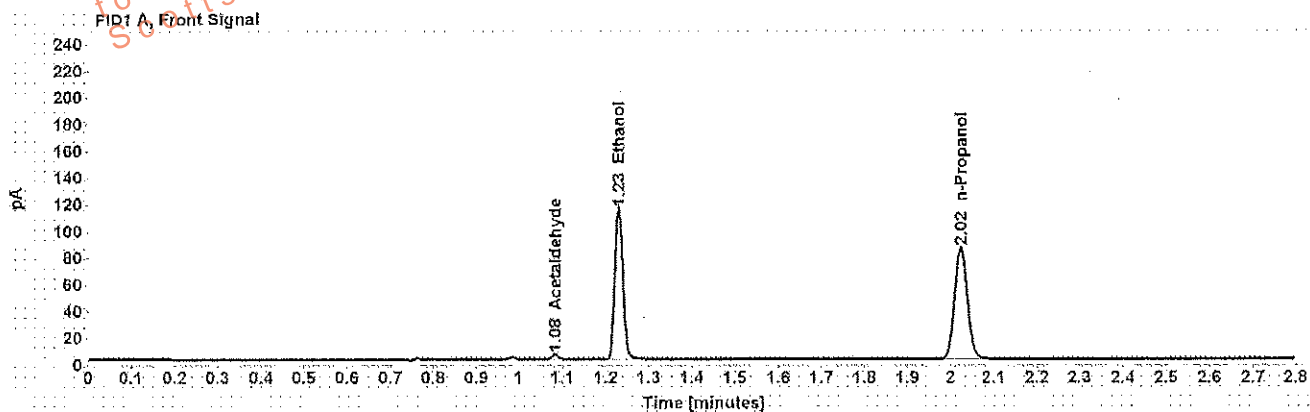


Table 1: FID 1 A (column DB-ALC1)

Compound	Amount (g/100mL)	Time (min)	Peak Area
Acetaldehyde	-----	1.083	3.820
>Ethanol	0.2194	1.230	147.477
n-Propanol	-----	2.023	171.485

Table 2: FID 2 B (column DB-ALC2)

Compound	Time (min)	Peak Area
Acetaldehyde	0.986	4.715
Ethanol	1.347	171.396
n-Propanol	2.379	192.887

Scottsdale Police Department Crime Lab Volatiles Analysis

Sample: [REDACTED]	Item number: 1162942
Injection date: 8/9/2017 3:32:39 PM	Vial: 34
Method: ethanol quant.M	Sequence: 9Aug17
Instrument: US14173023 CN14160045	Analyst: Adrian
Data file: C:\Chem3211\Data\9Aug17\34.D	

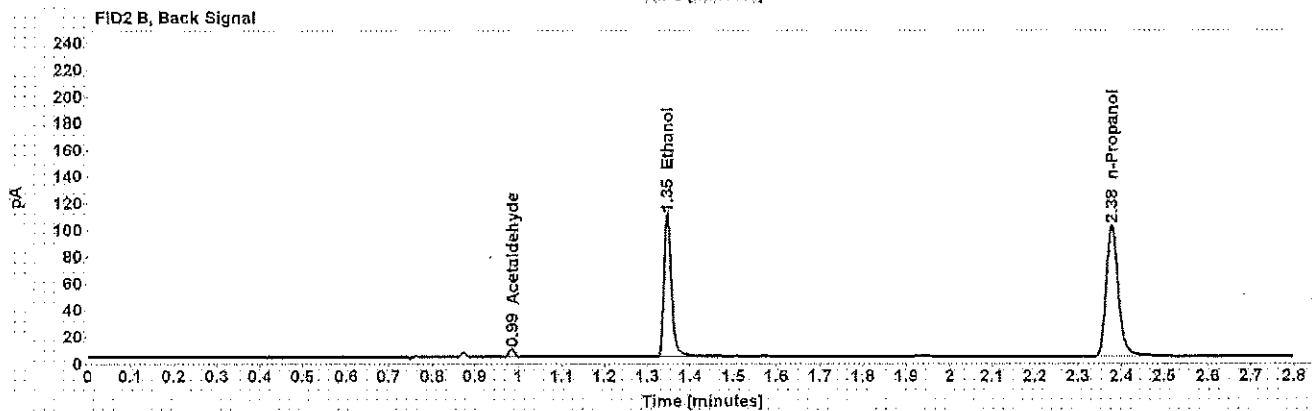
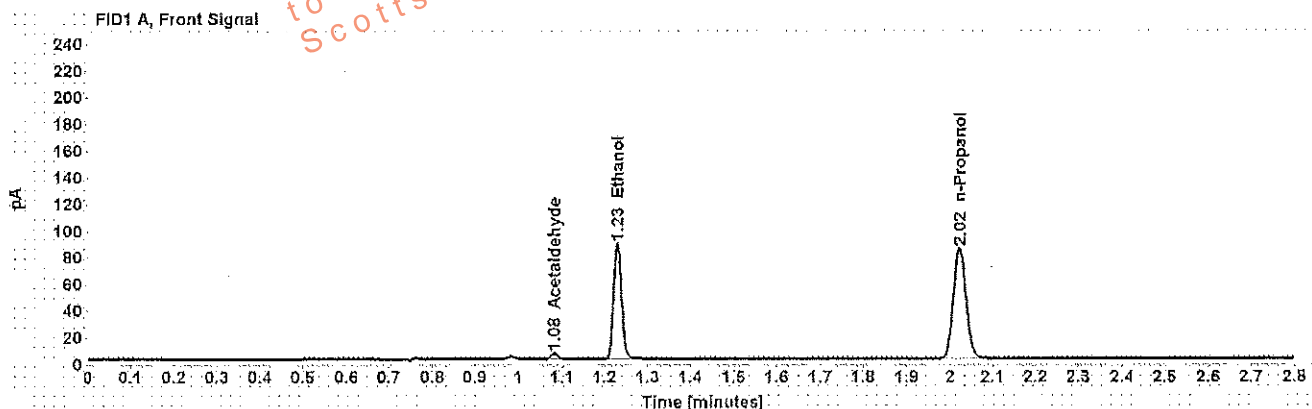


Table 1: FID 1 A (column DB-ALC1)

Compound	Amount (g/100mL)	Time (min)	Peak Area
Acetaldehyde	-----	1.082	4.327
>Ethanol	0.1697	1.230	113.262
n-Propanol	-----	2.023	170.396

Table 2: FID 2 B (column DB-ALC2)

Compound	Time (min)	Peak Area
Acetaldehyde	0.985	5.336
Ethanol	1.346	132.856
n-Propanol	2.378	192.260

Scottsdale Police Department Crime Lab Volatiles Analysis

Sample: [REDACTED]	Item number: 1162942
Injection date: 8/9/2017 3:36:40 PM	Vial: 35
Method: ethanol quant.M	Sequence: 9Aug17
Instrument: US14173023 CN14160045	Analyst: Adrian
Data file: C:\Chem32\1\Data\9Aug17\35.D	

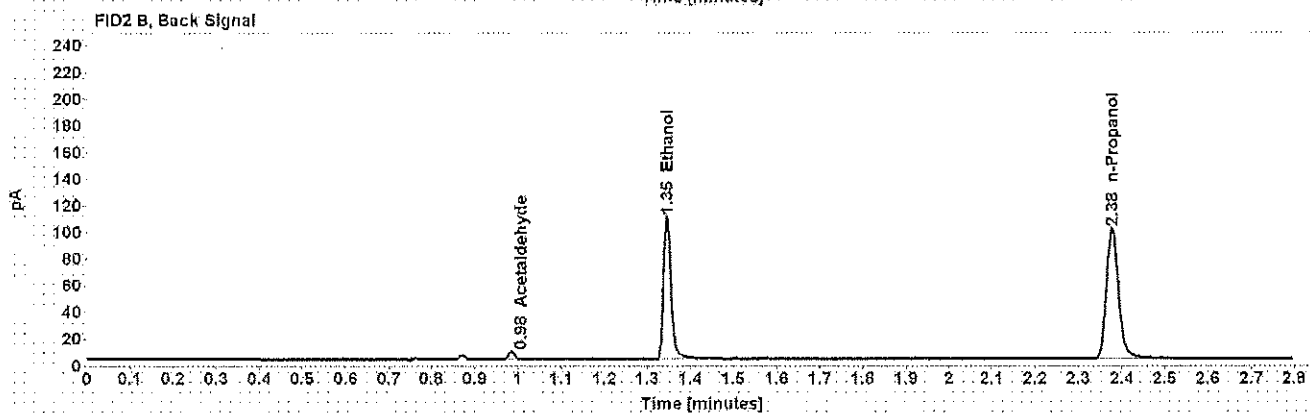
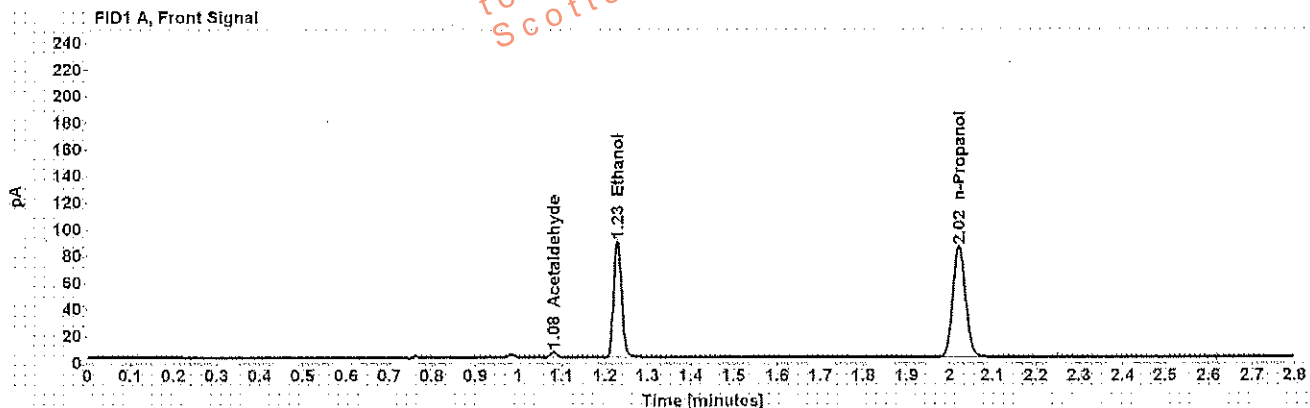


Table 1: FID 1 A (column DB-ALC1)

Compound	Amount (g/100mL)	Time (min)	Peak Area
Acetaldehyde	-----	1.082	4.215
>Ethanol	0.1699	1.229	113.102
n-Propanol	-----	2.022	169.993

Table 2: FID 2 B (column DB-ALC2)

Compound	Time (min)	Peak Area
Acetaldehyde	0.985	5.211
Ethanol	1.345	132.604
n-Propanol	2.377	191.709

Scottsdale Police Department Crime Lab Volatiles Analysis

Sample: [REDACTED]	Item number: 1162925
Injection date: 8/9/2017 3:40:40 PM	Vial: 36
Method: ethanol quant.M	Sequence: 9Aug17
Instrument: US14173023 CN14160045	Analyst: Adrian
Data File: C:\Chem3211\Data\9Aug17\36.D	

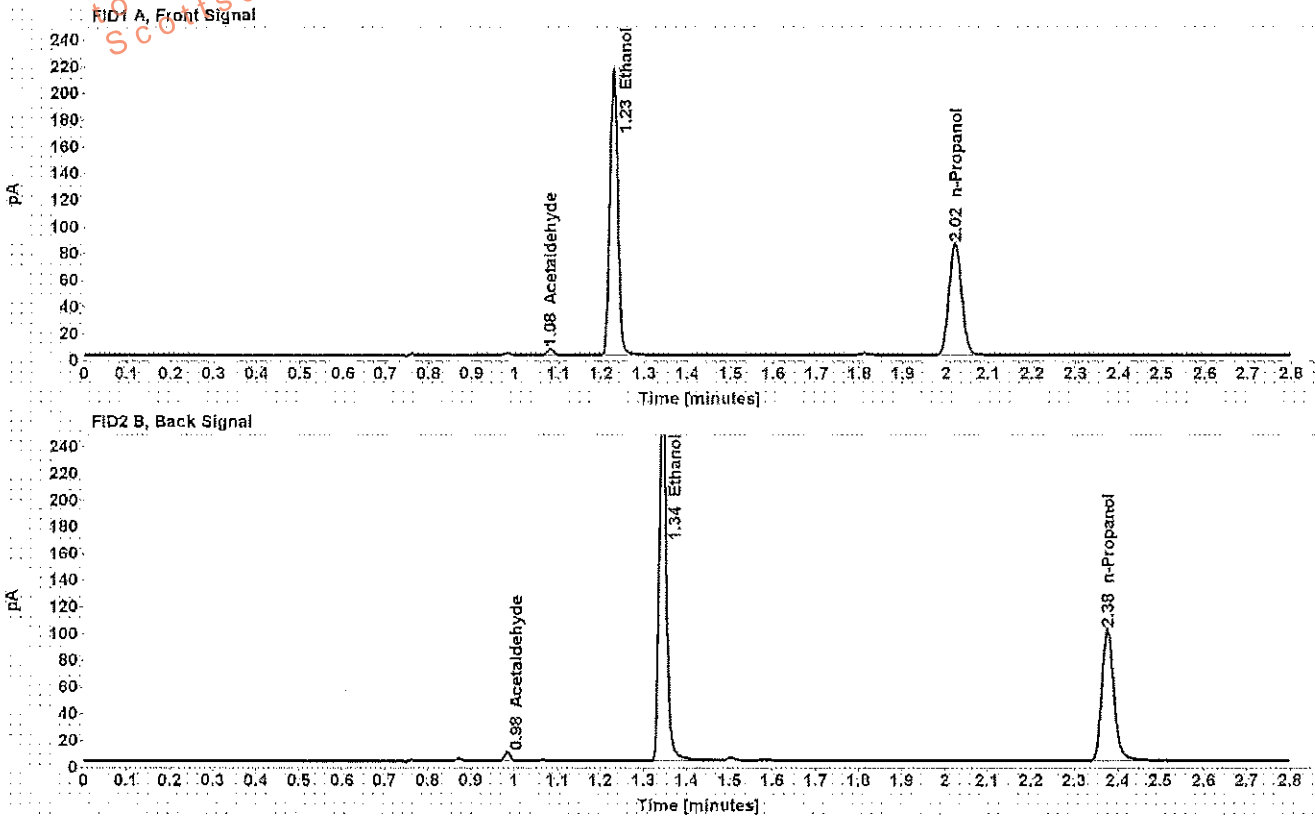


Table 1: FID 1 A (column DB-ALC1)

Compound	Amount (g/100mL)	Time (min)	Peak Area
Acetaldehyde	-----	1.081	4.943
>Ethanol	0.4094	1.228	276.452
n-Propanol	-----	2.021	172.101

Table 2: FID 2 B (column DB-ALC2)

Compound	Time (min)	Peak Area
Acetaldehyde	0.984	6.069
Ethanol	1.344	325.324
n-Propanol	2.376	193.929

Scottsdale Police Department Crime Lab Volatiles Analysis

Sample:	[REDACTED]	Item number:	1162925
Injection date:	8/9/2017 3:44:55 PM	Vial:	37
Method:	ethanol quant.M	Sequence:	9Aug17
Instrument:	US14173023 CN14160045	Analyst:	Adrian
Data file:	C:\Chem3211\Data\9Aug17\37.D		

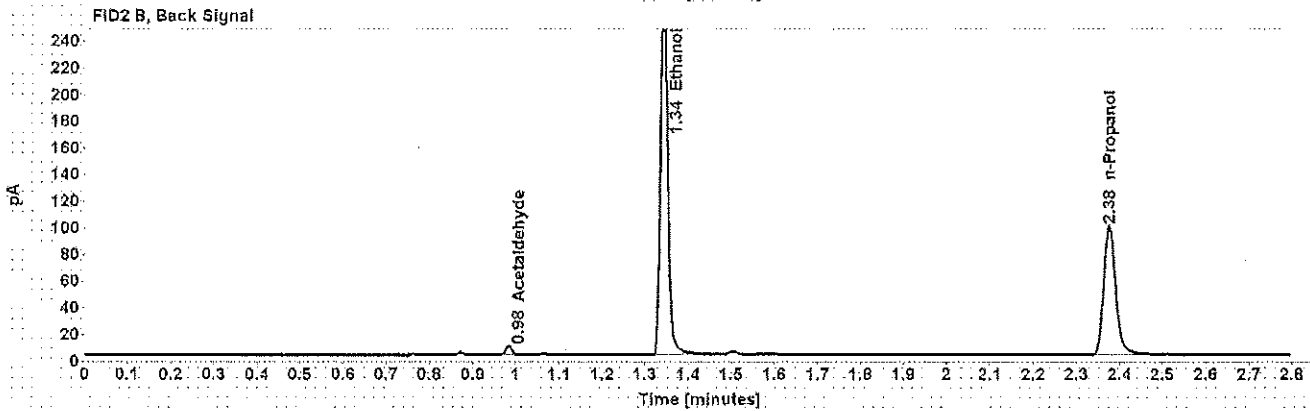
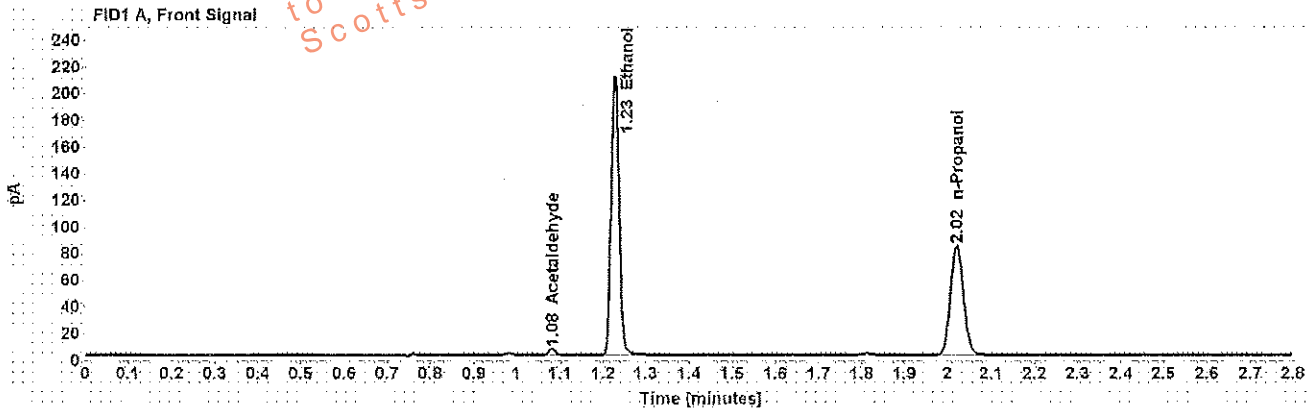


Table 1: FID 1 A (column DB-ALC1)

Compound	Amount (g/100mL)	Time (min)	Peak Area
Acetaldehyde	-----	1.081	4.898
>Ethanol	0.4084	1.228	270.343
n-Propanol	-----	2.021	168.728

Table 2: FID 2 B (column DB-ALC2)

Compound	Time (min)	Peak Area
Acetaldehyde	0.984	6.301
Ethanol	1.343	317.767
n-Propanol	2.376	190.434

Scottsdale Police Department Crime Lab Volatiles Analysis

Sample: [REDACTED]	Item number: 1162780
Injection date: 8/9/2017 3:48:55 PM	Vial: 38
Method: ethanol quant.M	Sequence: 9Aug17
Instrument: US14173023 CN14160045	Analyst: Adrian
Data file: C:\Chem32\1\Data\9Aug17\38.D	

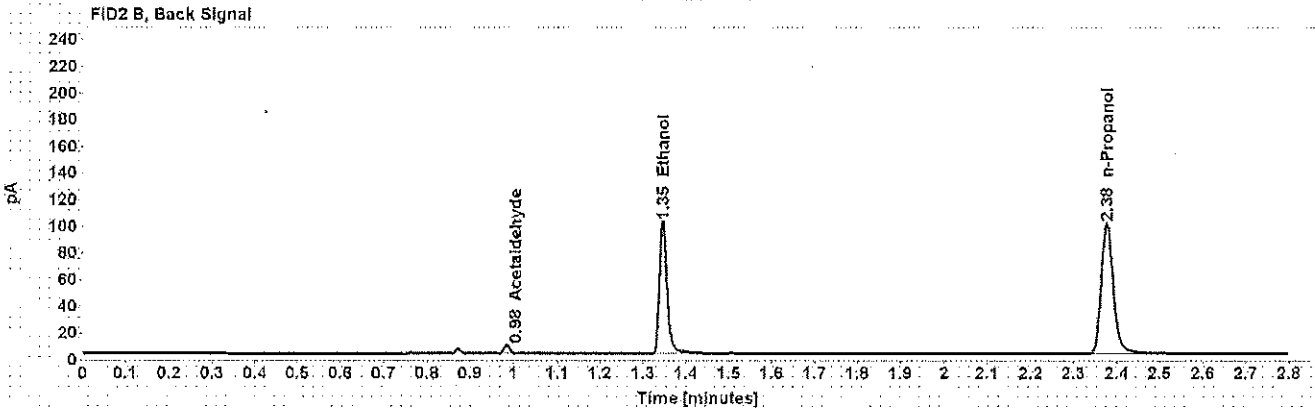
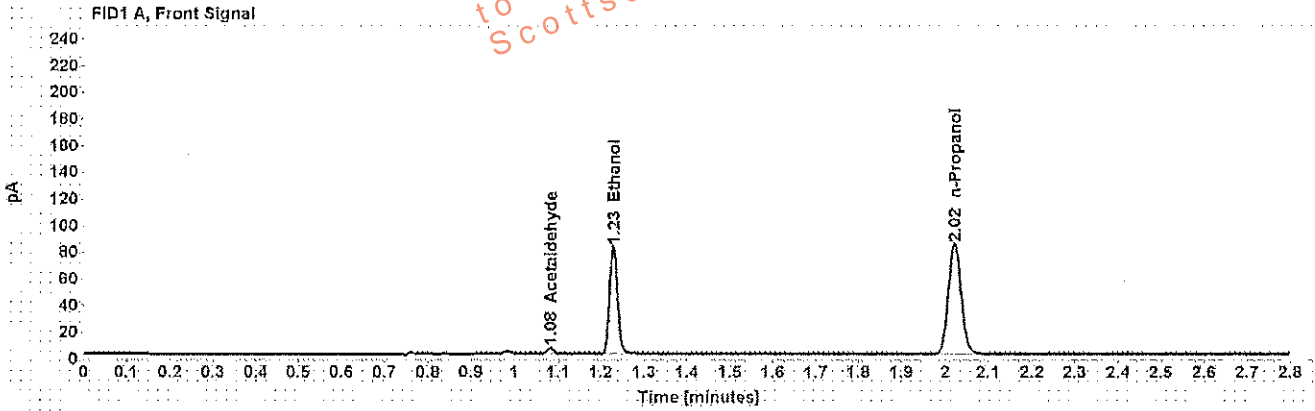


Table 1: FID 1 A (column DB-ALC1)

Compound	Amount (g/100mL)	Time (min)	Peak Area
Acetaldehyde	-----	1.082	4.684
>Ethanol	0.1584	1.229	105.456
n-Propanol	-----	2.022	169.998

Table 2: FID 2 B (column DB-ALC2)

Compound	Time (min)	Peak Area
Acetaldehyde	0.985	5.758
Ethanol	1.346	122.292
n-Propanol	2.377	191.502

Scottsdale Police Department Crime Lab Volatiles Analysis

Sample: [REDACTED]	Item number: 1162780
Injection date: 8/9/2017 3:52:54 PM	Vial: 39
Method: ethanol quant.M	Sequence: 9Aug17
Instrument: US14173023 CN14160045	Analyst: Adrian
Data file: C:\Chem3211\Data\9Aug17\139.D	

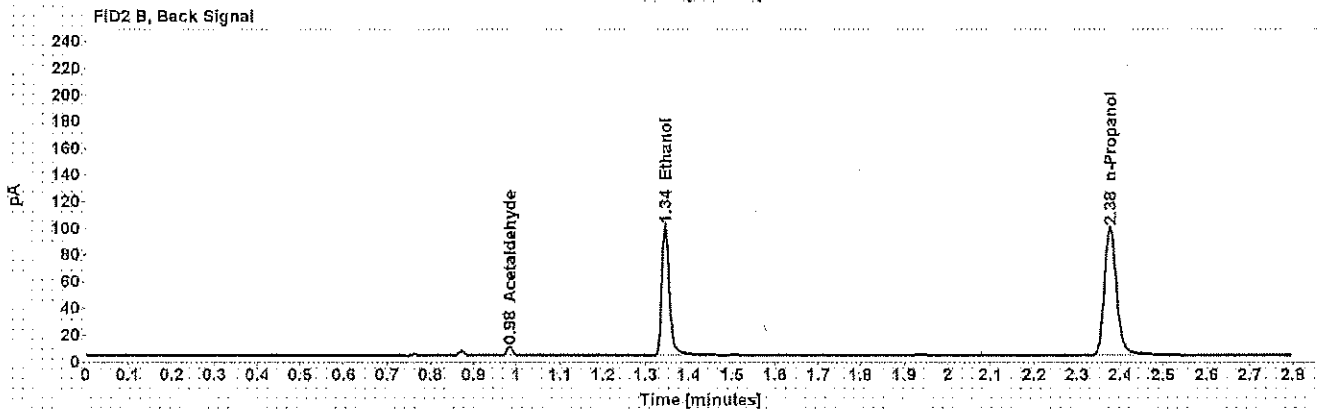
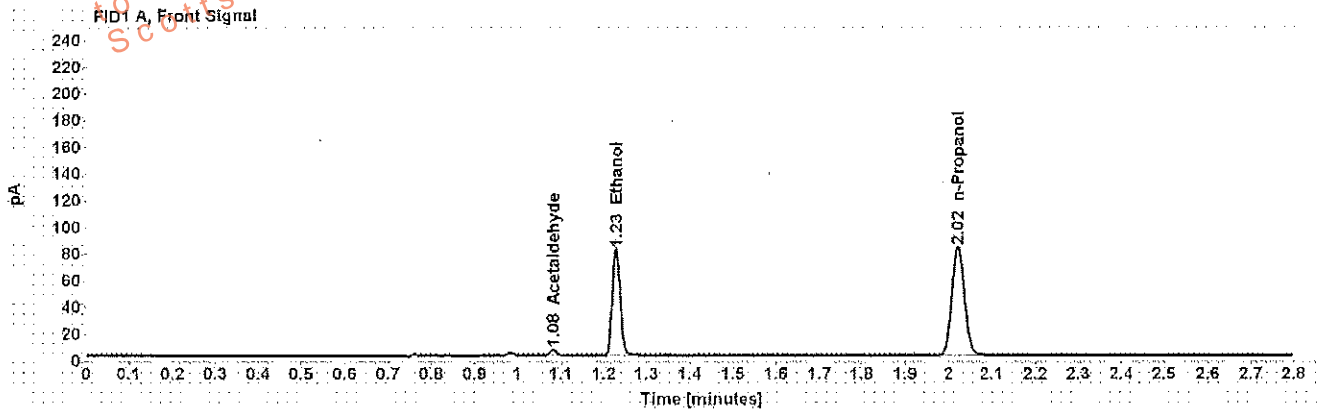


Table 1: FID 1 A (column DB-ALC1)

Compound	Amount (g/100mL)	Time (min)	Peak Area
Acetaldehyde	-----	1.081	4.740
>Ethanol	0.1576	1.228	103.347
n-Propanol	-----	2.021	187.444

Table 2: FID 2 B (column DB-ALC2)

Compound	Time (min)	Peak Area
Acetaldehyde	0.984	5.833
Ethanol	1.345	120.211
n-Propanol	2.376	188.649

Scottsdale Police Department Crime Lab Volatiles Analysis

Sample: [REDACTED]	Item number: 1161951
Injection date: 8/9/2017 3:56:55 PM	Vial: 40
Method: ethanol quant.M	Sequence: 9Aug17
Instrument: US14173023 CN14160045	Analyst: Adrian
Data file: C:\Chem3211\Data\9Aug17\40.D	

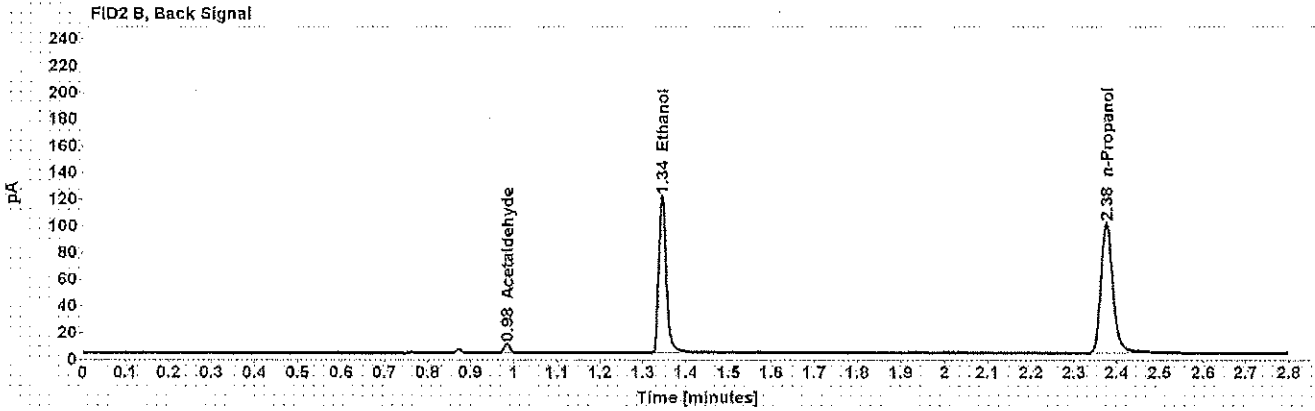
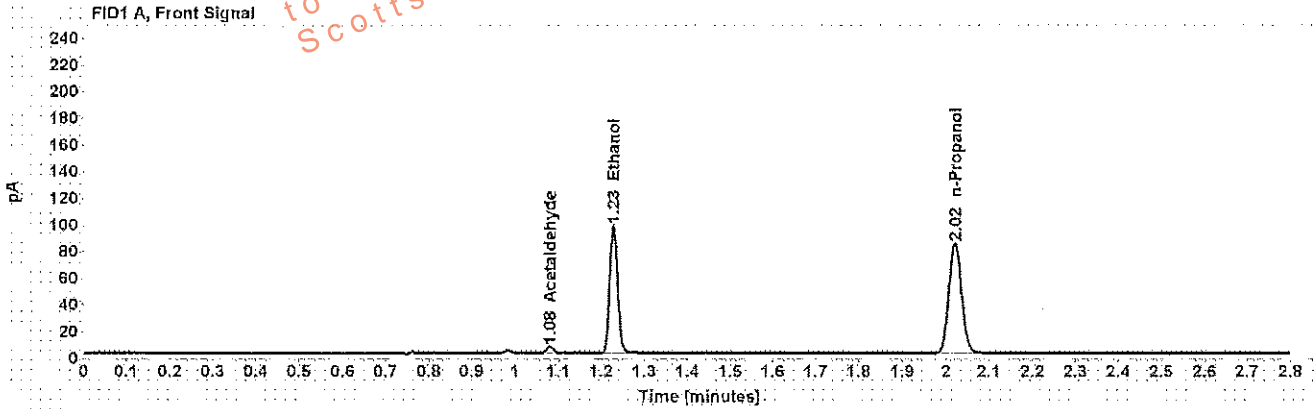


Table 1: FID 1 A (column DB-ALC1)

Compound	Amount (g/100mL)	Time (min)	Peak Area
Acetaldehyde	-----	1.081	5.140
>Ethanol	0.1868	1.228	124.147
n-Propanol	-----	2.021	169.668

Table 2: FID 2 B (column DB-ALC2)

Compound	Time (min)	Peak Area
Acetaldehyde	0.984	6.345
Ethanol	1.344	144.459
n-Propanol	2.376	191.705

Scottsdale Police Department Crime Lab Volatiles Analysis

Sample: [REDACTED]	Item number: 1161951
Injection date: 8/9/2017 4:00:55 PM	Vial: 41
Method: ethanol quant.M	Sequence: 9Aug17
Instrument: US14173023 CN14160045	Analyst: Adrian
Data file: C:\Chem32\1\Data\9Aug17\41.D	

Dissemination is restricted to Criminal Justice Agencies and authorized agencies only. Further dissemination to unauthorized agencies is PROHIBITED.
Scottsdale City Prosecutor

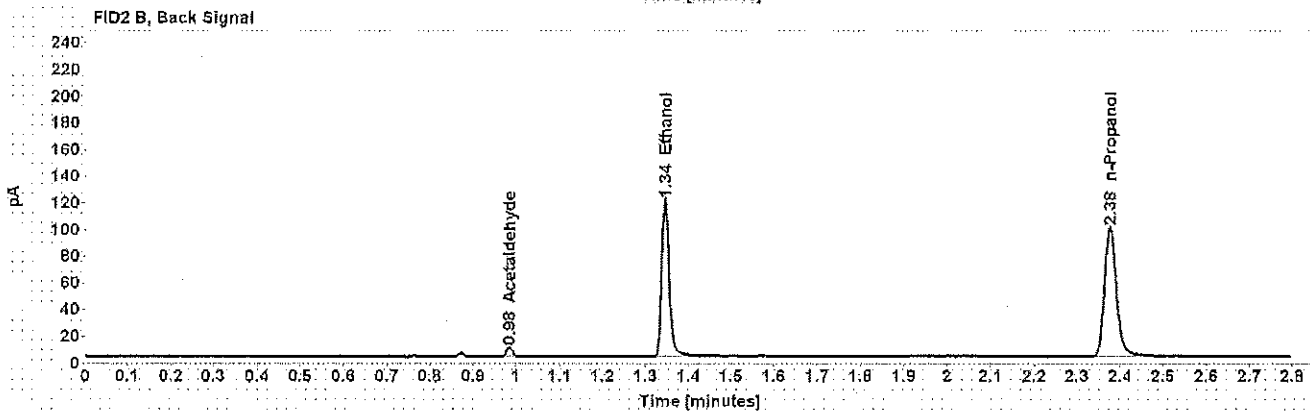
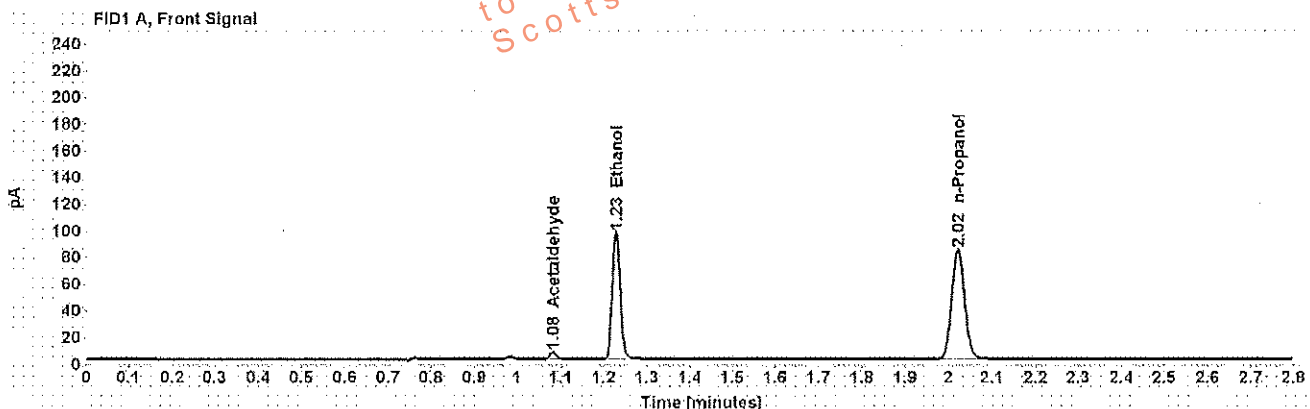


Table 1: FID 1 A (column DB-ALC1)

Compound	Amount (g/100mL)	Time (min)	Peak Area
Acetaldehyde	-----	1.082	5.191
>Ethanol	0.1868	1.229	123.370
n-Propanol	-----	2.022	168.607

Table 2: FID 2 B (column DB-ALC2)

Compound	Time (min)	Peak Area
Acetaldehyde	0.984	6.353
Ethanol	1.345	143.798
n-Propanol	2.376	190.194

Scottsdale Police Department Crime Lab Volatiles Analysis

Sample: [REDACTED]	Item number: 1136584
Injection date: 8/9/2017 4:09:10 PM	Vial: 43
Method: ethanol quant.M	Sequence: 9Aug17
Instrument: US14173023 CN14160045	Analyst: Adrian
Data file: C:\Chem3211\Data\9Aug17\43.D	

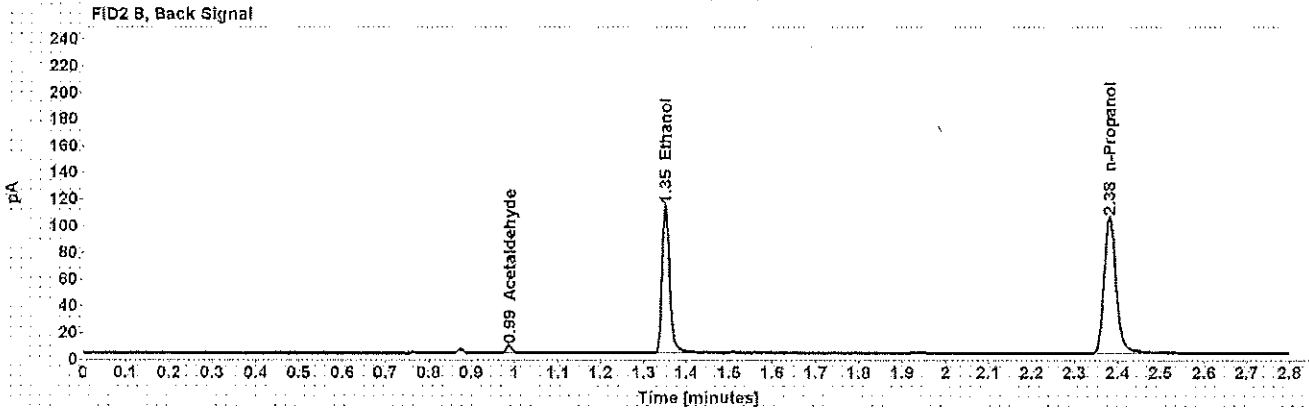
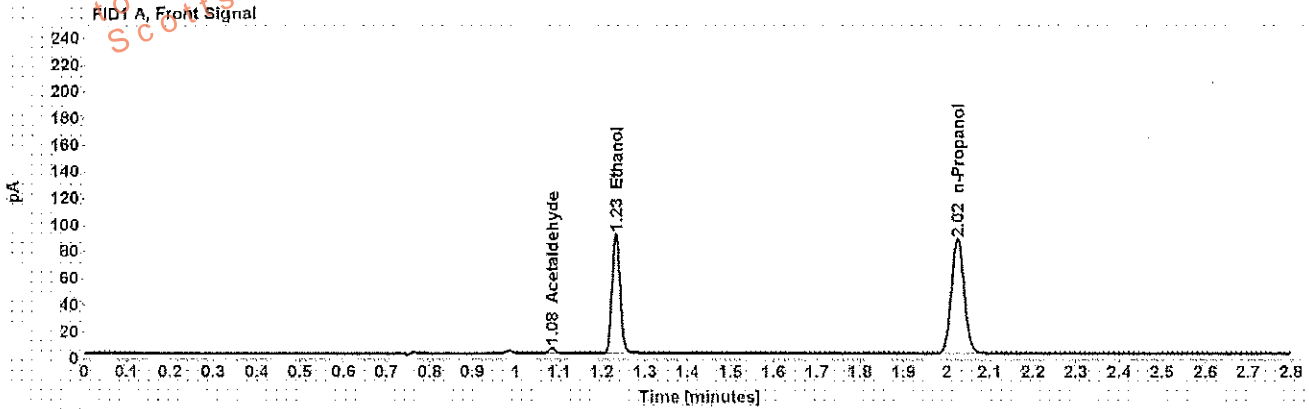


Table 1: FID 1 A (column DB-ALC1)

Compound	Amount (g/100mL)	Time (min)	Peak Area
Acetaldehyde	-----	1.084	4.226
>Ethanol	0.1705	1.232	117.855
n-Propanol	-----	2.025	176.478

Table 2: FID 2 B (column DB-ALC2)

Compound	Time (min)	Peak Area
Acetaldehyde	0.987	5.236
Ethanol	1.350	138.591
n-Propanol	2.381	199.837

Scottsdale Police Department Crime Lab Volatiles Analysis

Sample: [REDACTED]	Item number: 1136584
Injection date: 8/9/2017 4:13:09 PM	Vial: 44
Method: ethanol quant.M	Sequence: 9Aug17
Instrument: US14173023 CN14160045	Analyst: Adrian
Data file: C:\Chem3211\Data\9Aug17\44.D	

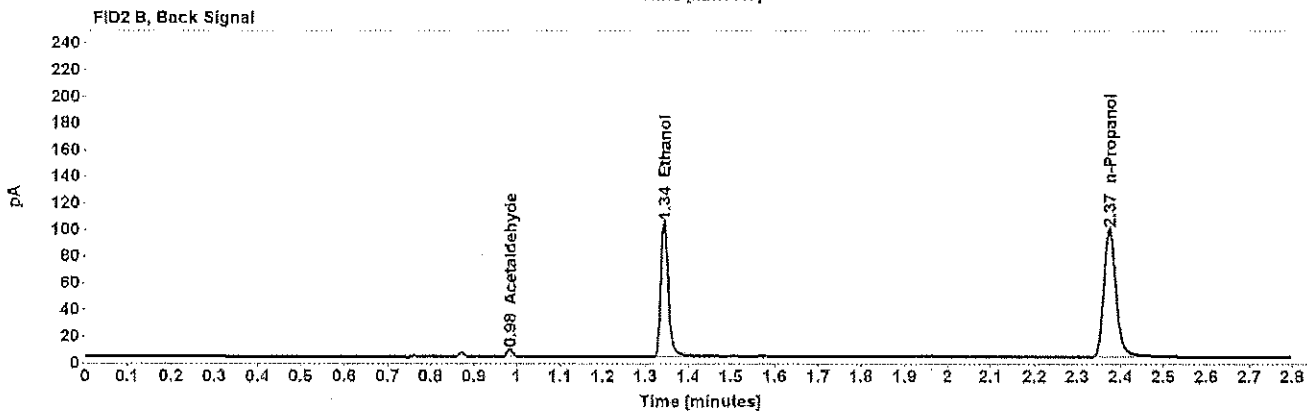
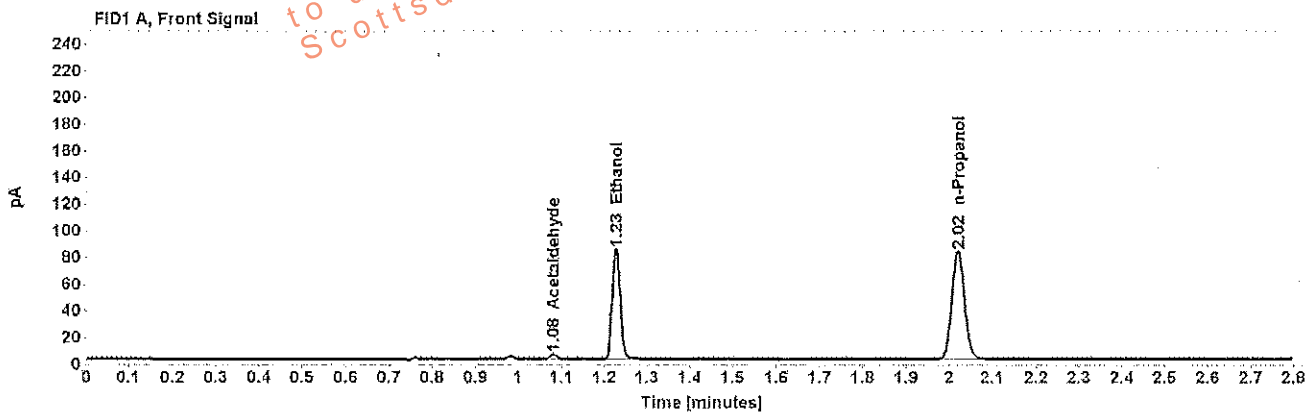


Table 1: FID 1 A (column DB-ALC1)

Compound	Amount (g/100mL)	Time (min)	Peak Area
Acetaldehyde	-----	1.081	3.996
>Ethanol	0.1648	1.227	107.450
n-Propanol	-----	2.020	166.474

Table 2: FID 2 B (column DB-ALC2)

Compound	Time (min)	Peak Area
Acetaldehyde	0.983	4.941
Ethanol	1.343	126.227
n-Propanol	2.374	188.197

Scottsdale Police Department Crime Lab Volatiles Analysis

Sample: [REDACTED]	Item number: 1166881
Injection date: 8/9/2017 4:17:10 PM	Vial: 45
Method: ethanol quant.M	Sequence: 9Aug17
Instrument: US14173023 CN14160045	Analyst: Adrian
Data file: C:\Chem3211\Data\9Aug17\45.D	

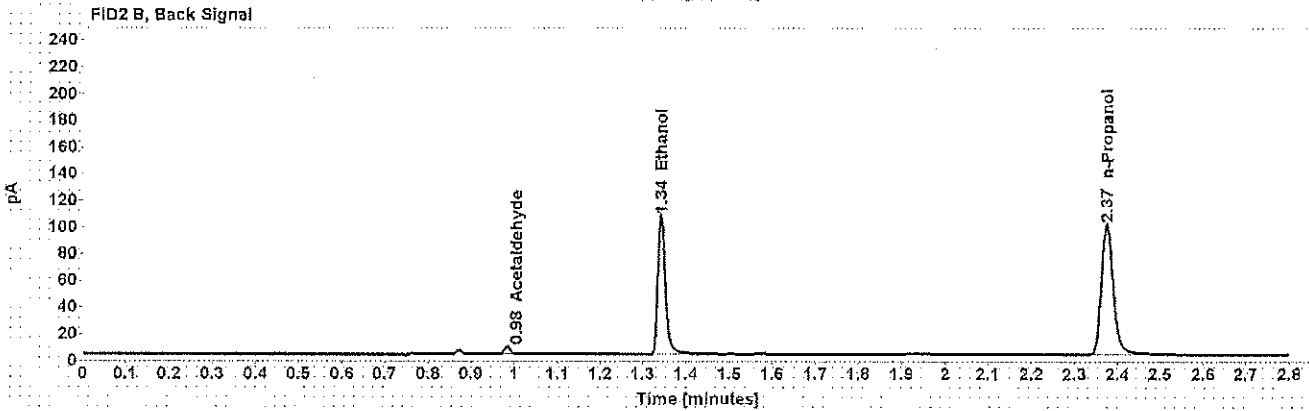
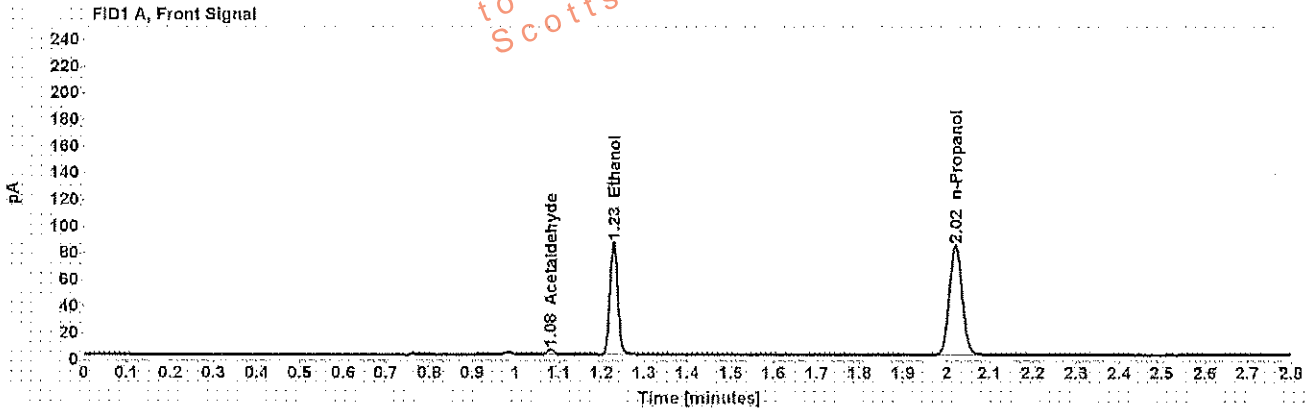


Table 1: FID 1 A (column DB-ALC1)

Compound	Amount (g/100mL)	Time (min)	Peak Area
Acetaldehyde	-----	1.081	4.099
>Ethanol	0.1665	1.228	109.848
n-Propanol	-----	2.021	168.502

Table 2: FID 2 B (column DB-ALC2)

Compound	Time (min)	Peak Area
Acetaldehyde	0.984	5.069
Ethanol	1.344	129.211
n-Propanol	2.375	191.059

Scottsdale Police Department Crime Lab Volatiles Analysis

Sample: [REDACTED]	Item number: 1166881
Injection date: 8/9/2017 4:21:10 PM	Vial: 46
Method: ethanol quant.M	Sequence: 9Aug17
Instrument: US14173023 CN14160045	Analyst: Adrian
Data file: C:\Chem3211\Data\9Aug17\46.D	

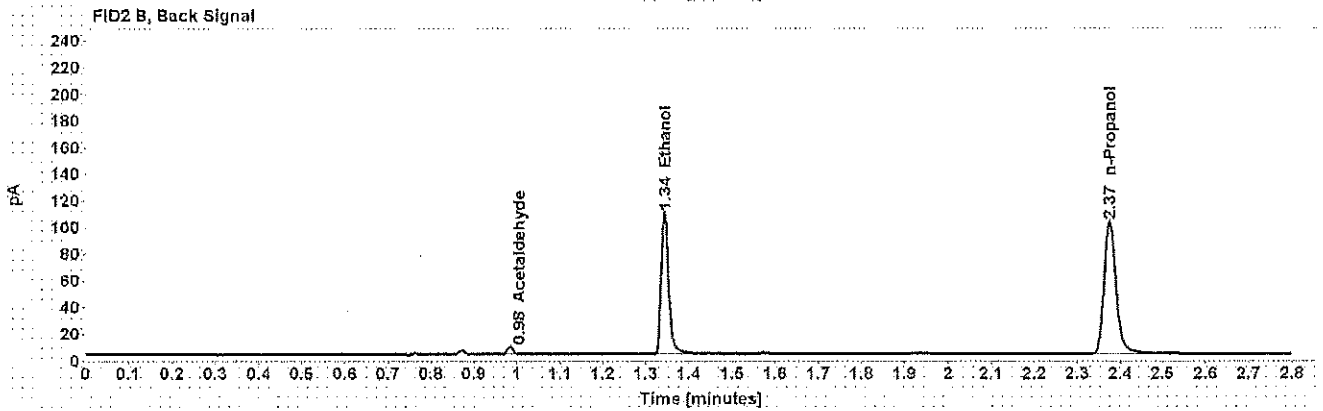
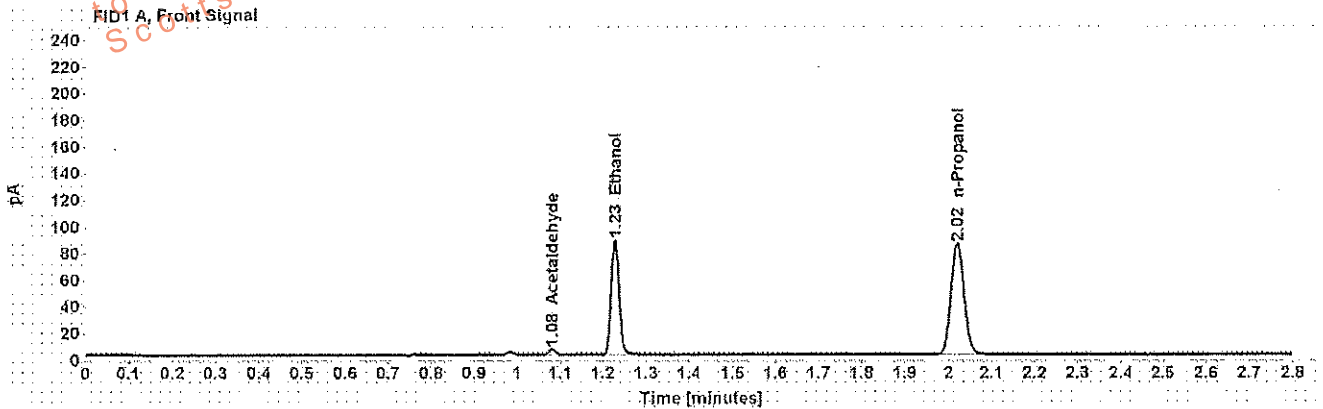


Table 1: FID 1 A (column DB-ALC1)

Compound	Amount (g/100mL)	Time (min)	Peak Area
Acetaldehyde	-----	1.081	4.215
>Ethanol	0.1672	1.228	111.937
n-Propanol	-----	2.021	170.899

Table 2: FID 2 B (column DB-ALC2)

Compound	Time (min)	Peak Area
Acetaldehyde	0.984	5.193
Ethanol	1.344	131.874
n-Propanol	2.375	193.766

Scottsdale Police Department Crime Lab Volatiles Analysis

Sample: [REDACTED]	Item number: 1154153
Injection date: 8/9/2017 4:25:10 PM	Vial: 47
Method: ethanol quant.M	Sequence: 9Aug17
Instrument: US14173023 CN14160045	Analyst: Adrian
Data file: C:\Chem3211\Data\9Aug17\47.D	

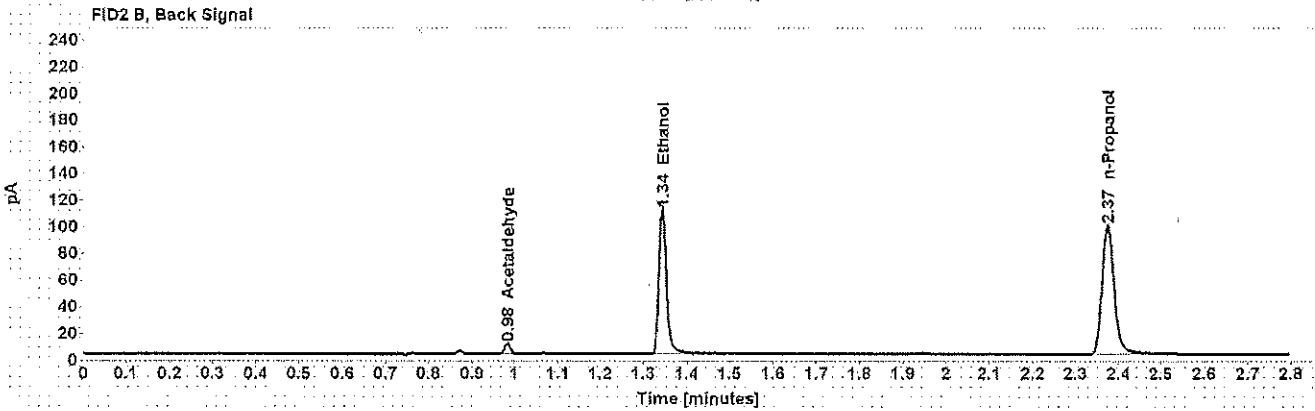
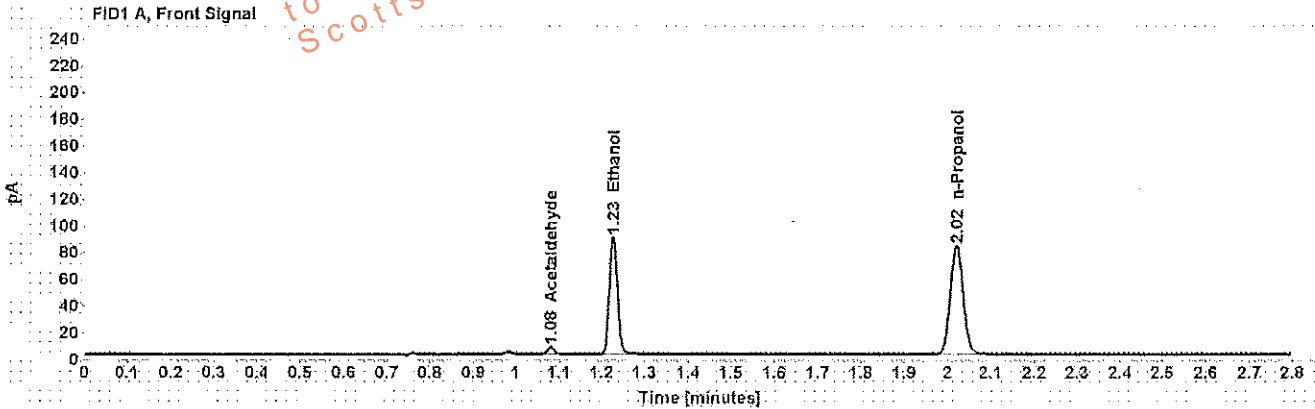


Table 1: FID 1 A (column DB-ALC1)

Compound	Amount (g/100mL)	Time (min)	Peak Area
Acetaldehyde	-----	1.081	5.933
>Ethanol	0.1740	1.227	114.517
n-Propanol	-----	2.020	168.004

Table 2: FID 2 B (column DB-ALC2)

Compound	Time (min)	Peak Area
Acetaldehyde	0.983	7.236
Ethanol	1.343	133.649
n-Propanol	2.374	189.581

Scottsdale Police Department Crime Lab Volatiles Analysis

Sample: [REDACTED]	Item number: 1154153
Injection date: 8/9/2017 4:29:10 PM	Vial: 48
Method: ethanol quant.M	Sequence: 9Aug17
Instrument: US14173023 CN14160045	Analyst: Adrian
Data file: C:\Chem321\1\Data\9Aug17\48.D	

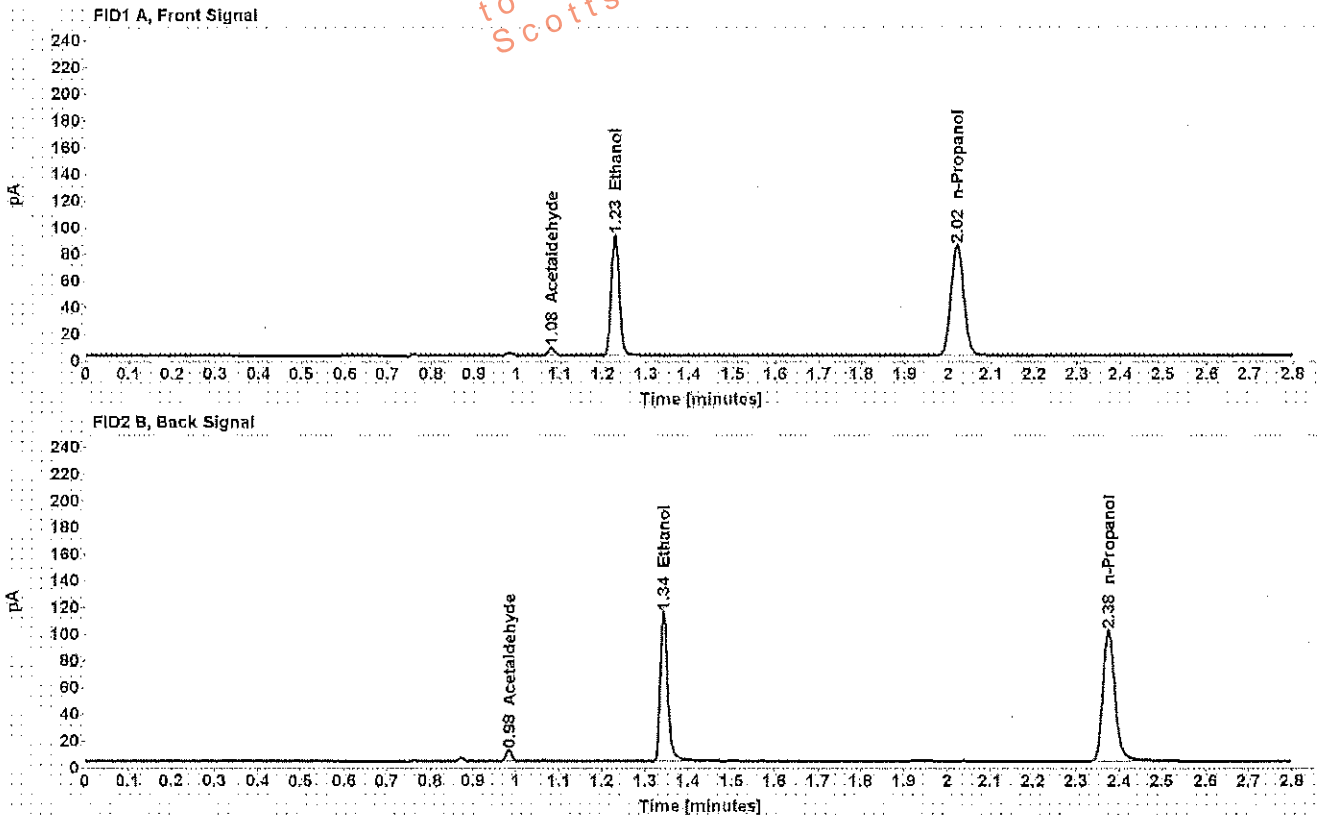


Table 1: FID 1 A (column DB-ALC1)

Compound	Amount (g/100mL)	Time (min)	Peak Area
Acetaldehyde	-----	1.081	6.273
>Ethanol	0.1764	1.228	117.600
n-Propanol	-----	2.021	170.191

Table 2: FID 2 B (column DB-ALC2)

Compound	Time (min)	Peak Area
Acetaldehyde	0.984	7.684
Ethanol	1.344	136.688
n-Propanol	2.375	192.483

Scottsdale Police Department Crime Lab Volatiles Analysis

Sample: [REDACTED]	Item number: 285-01A
Injection date: 8/9/2017 4:33:25 PM	Vial: 49
Method: ethanol quant.M	Sequence: 9Aug17
Instrument: US14173023 CN14160045	Analyst: Adrian
Data file: C:\Chem3211\Data\9Aug17\49.D	

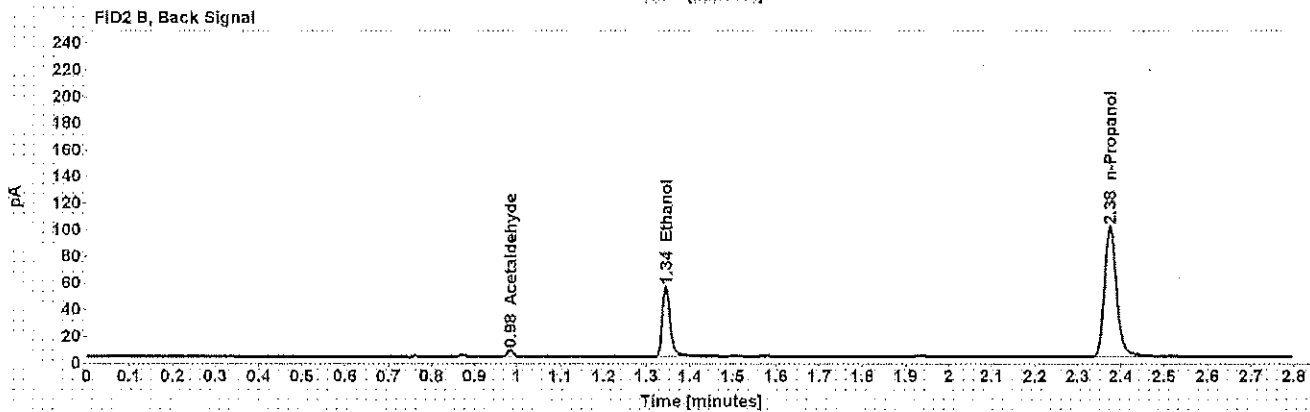
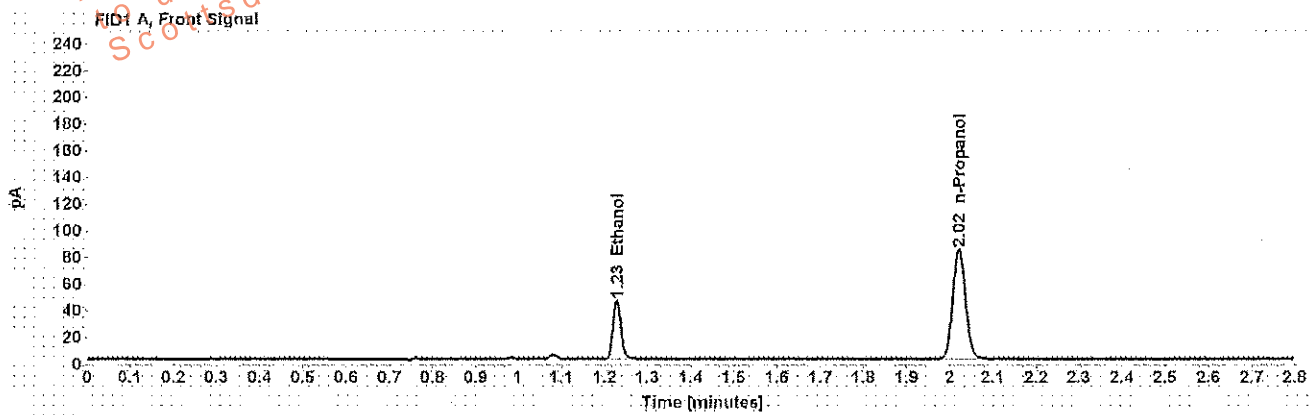


Table 1: FID 1 A (column DB-ALC1)

Compound	Amount (g/100mL)	Time (min)	Peak Area
>Ethanol	0.0868	1.228	57.204
n-Propanol	-----	2.021	168.820

Table 2: FID 2 B (column DB-ALC2)

Compound	Time (min)	Peak Area
Acetaldehyde	0.984	4.644
Ethanol	1.344	65.526
n-Propanol	2.375	191.255

Scottsdale Police Department Crime Lab Volatiles Analysis

Sample:	[REDACTED]	Item number:	285-01A
Injection date:	8/9/2017 4:37:25 PM	Vial:	50
Method:	ethanol quant.M	Sequence:	9Aug17
Instrument:	US14173023 CN14160045	Analyst:	Adrian
Data file:	C:\Chem3211\Data\9Aug17\50.D		

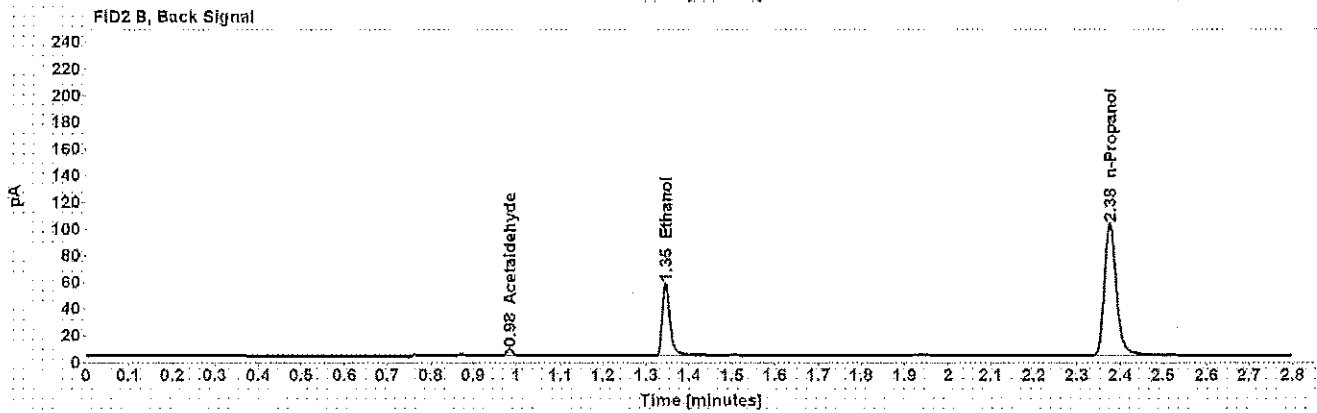
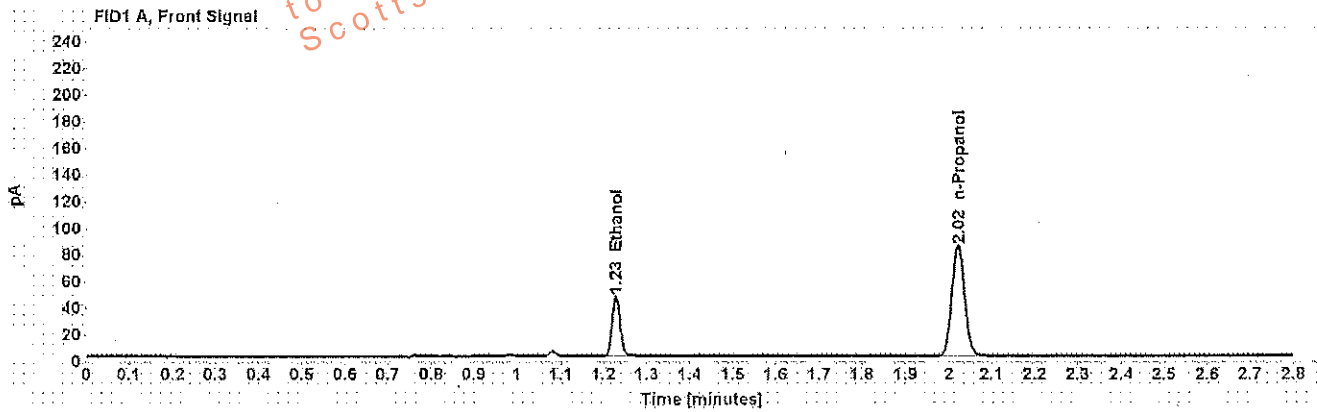


Table 1: FID 1 A (column DB-ALC1)

Compound	Amount (g/100mL)	Time (min)	Peak Area
>Ethanol	0.0877	1.229	58.328
n-Propanol	-----	2.021	170.371

Table 2: FID 2 B (column DB-ALC2)

Compound	Time (min)	Peak Area
Acetaldehyde	0.984	4.523
Ethanol	1.345	67.231
n-Propanol	2.376	193.069

Scottsdale Police Department Crime Lab Volatiles Analysis

Sample: [REDACTED]	Item number: 337-01A
Injection date: 8/9/2017 4:41:25 PM	Vial: 51
Method: ethanol quant.M	Sequence: 9Aug17
Instrument: US14173023 CN14160045	Analyst: Adrian
Data file: C:\Chem32\1\Data\9Aug17\51.D	

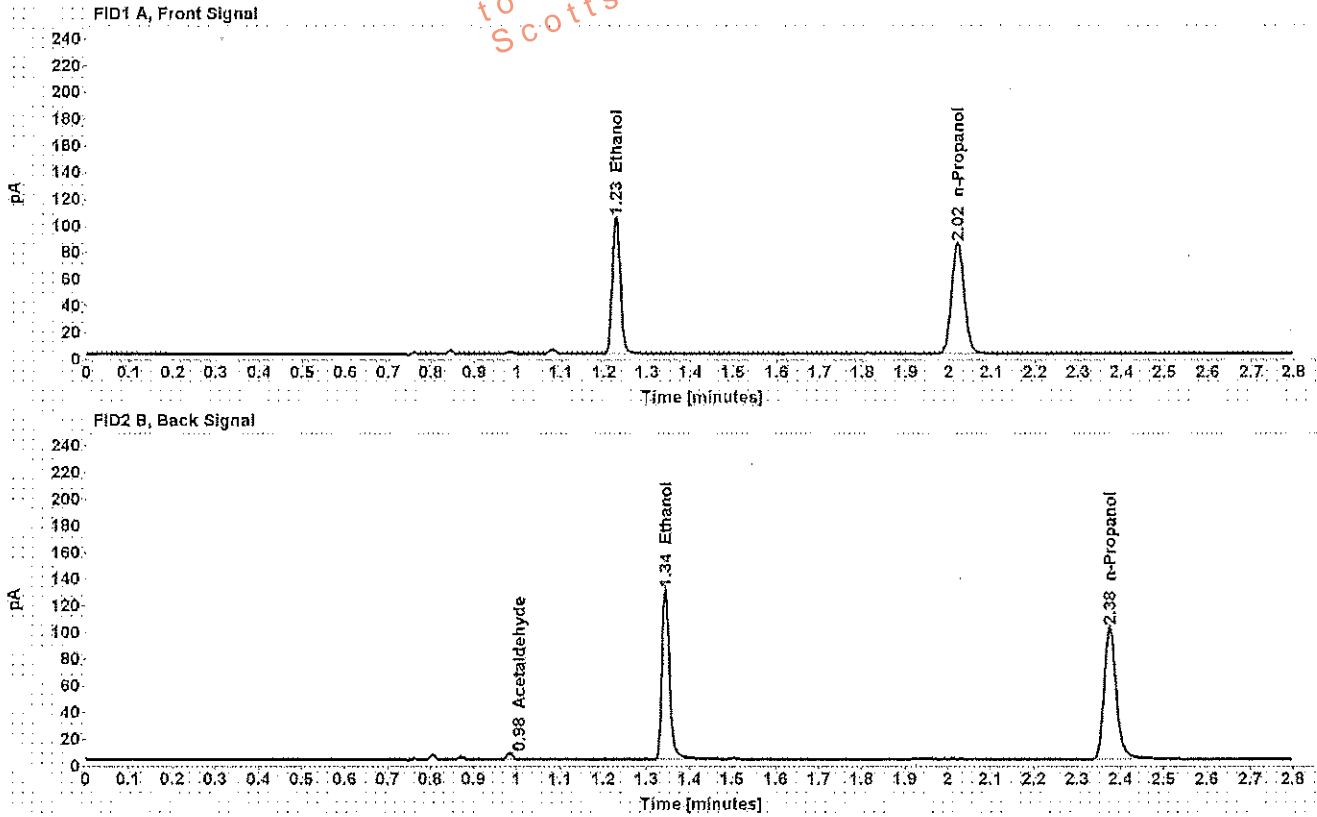


Table 1: FID 1 A (column DB-ALC1)

Compound	Amount (g/100mL)	Time (min)	Peak Area
>Ethanol	0.1991	1.228	133.109
n-Propanol	-----	2.021	170.638

Table 2: FID 2 B (column DB-ALC2)

Compound	Time (min)	Peak Area
Acetaldehyde	0.984	4.386
Ethanol	1.344	156.000
n-Propanol	2.375	193.733

Scottsdale Police Department Crime Lab Volatiles Analysis

Sample: [REDACTED]	Item number: 337-01A
Injection date: 8/9/2017 4:46:25 PM	Vial: 52
Method: ethanol quant.M	Sequence: 9Aug17
Instrument: US14173023 CN14160045	Analyst: Adrian
Data file: C:\Chem3211\Data\9Aug17\52.D	

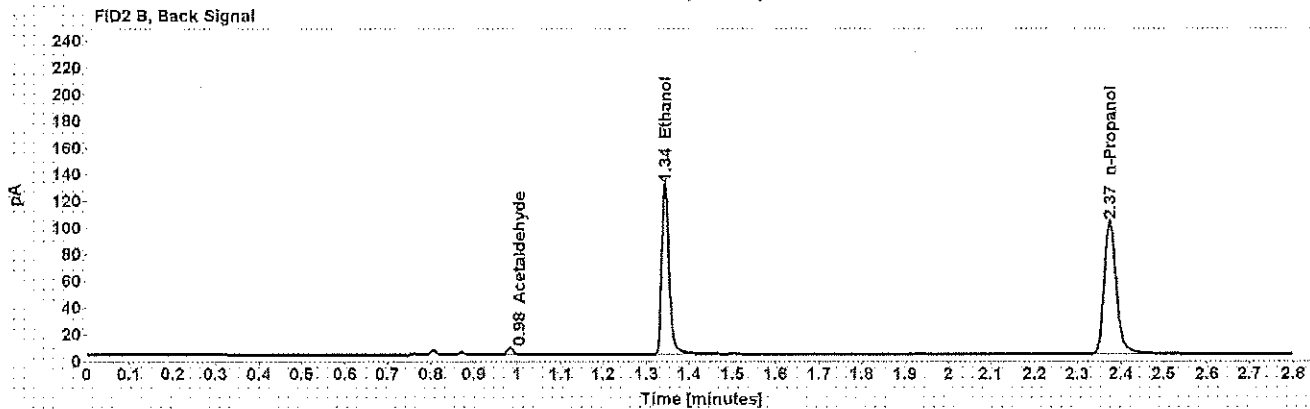
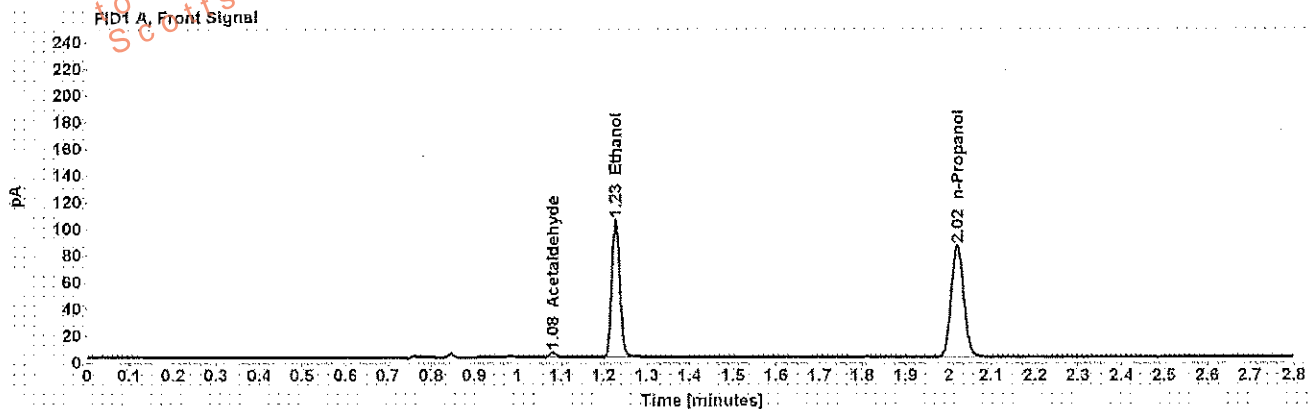


Table 1: FID 1 A (column DB-ALC1)

Compound	Amount (g/100mL)	Time (min)	Peak Area
Acetaldehyde	-----	1.081	3.757
>Ethanol	0.1991	1.227	134.154
n-Propanol	-----	2.020	171.938

Table 2: FID 2 B (column DB-ALC2)

Compound	Time (min)	Peak Area
Acetaldehyde	0.984	4.622
Ethanol	1.343	156.870
n-Propanol	2.375	195.149

Scottsdale Police Department Crime Lab Volatiles Analysis

Dissemination is restricted to Criminal Justice Agencies and authorized dissemination ONLY. Secondary dissemination to unauthorized agencies is PROHIBITED.
 Scottsdale City Prosecutor

Sample: [REDACTED]	Item number: 1167295
Injection date: 8/9/2017 4:53:25 PM	Vial: 54
Method: ethanol quant.M	Sequence: 9Aug17
Instrument: US14173023 CN14160045	Analyst: Adrian
Data file: C:\Chem32\11\Data\9Aug17\54.D	

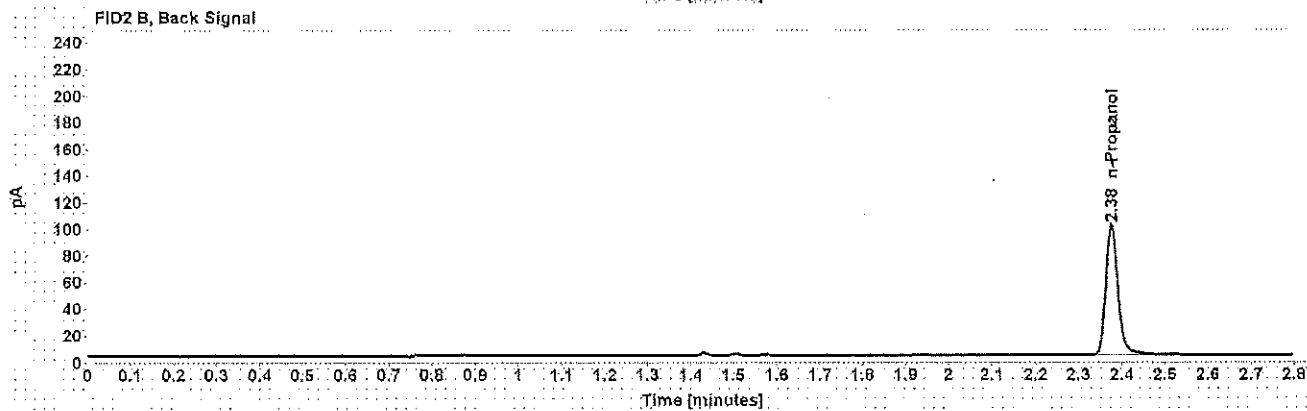
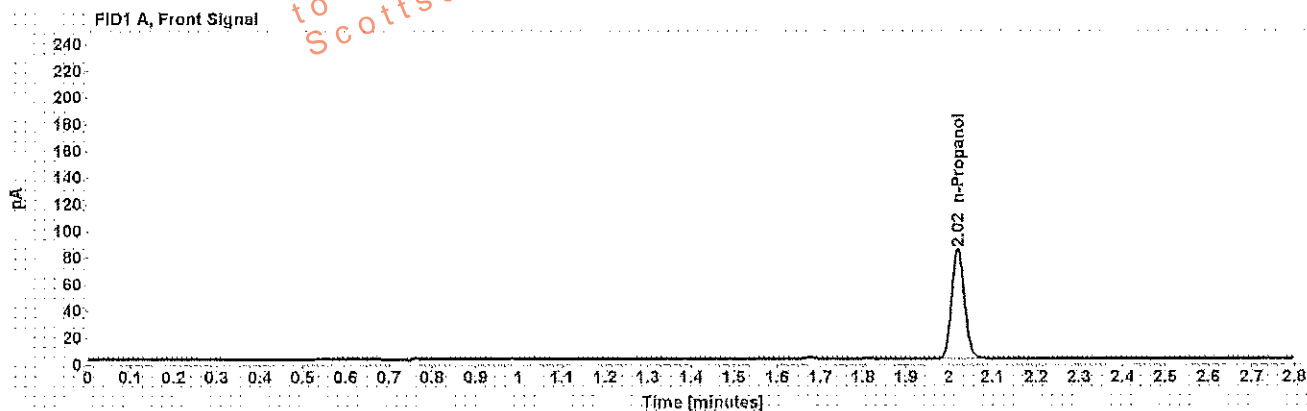


Table 1: FID 1 A (column DB-ALC1)

Compound	Amount (g/100mL)	Time (min)	Peak Area
n-Propanol	-----	2.021	169.252

Table 2: FID 2 B (column DB-ALC2)

Compound	Time (min)	Peak Area
n-Propanol	2.375	191.848

Scottsdale Police Department Crime Lab Volatiles Analysis

Sample: [REDACTED]	Item number: 1167295
Injection date: 8/9/2017 4:57:40 PM	Vial: 55
Method: ethanol quant.M	Sequence: 9Aug17
Instrument: US14173023 CN14160045	Analyst: Adrian
Data file: C:\Chem32\1\Data\9Aug17\55.D	

Dissemination is restricted to Criminal Justice Agencies and authorized personnel only. Dissemination to unauthorized agencies is PROHIBITED.
 Scottsdale City Prosecutor

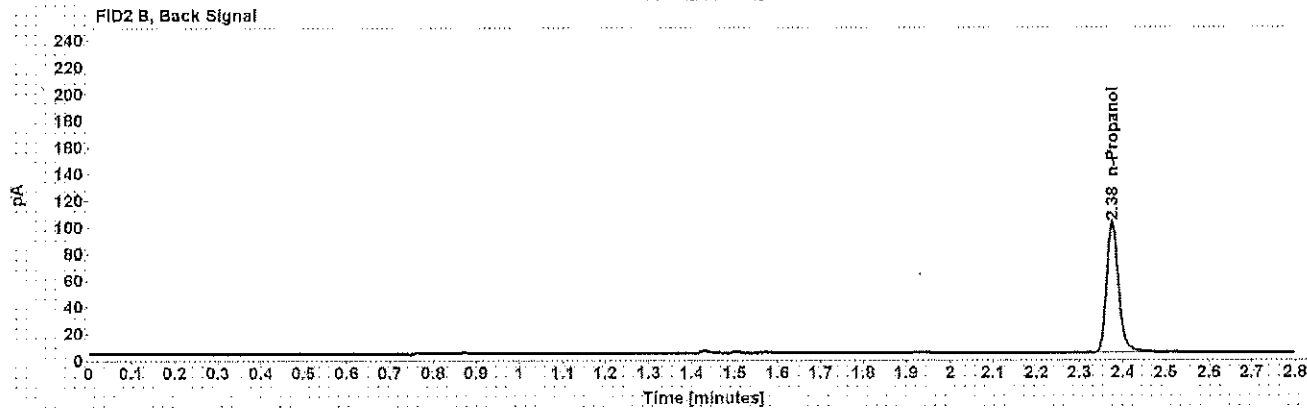
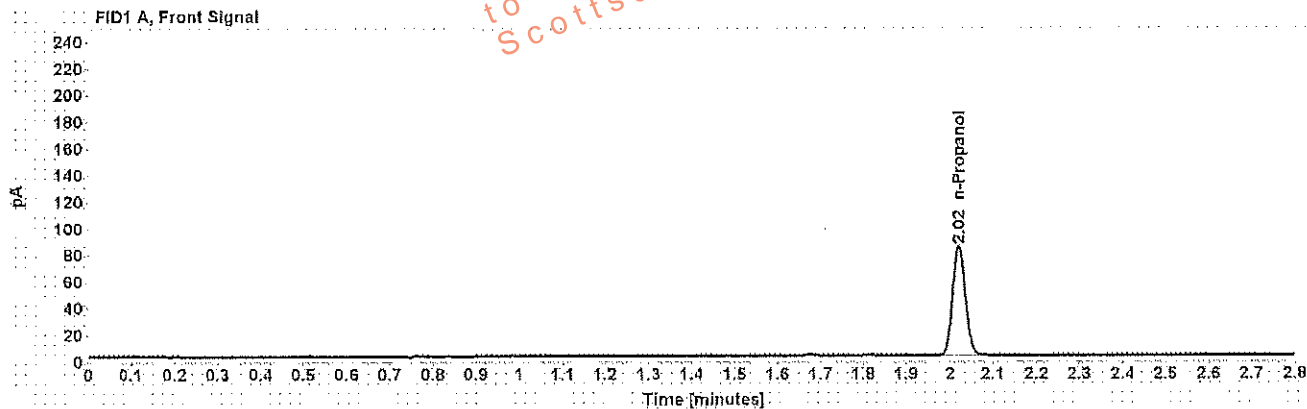


Table 1: FID 1 A (column DB-ALC1)

Compound	Amount (g/100mL)	Time (min)	Peak Area
n-Propanol	-----	2.021	168.512

Table 2: FID 2 B (column DB-ALC2)

Compound	Time (min)	Peak Area
n-Propanol	2.375	191.222

Scottsdale Police Department Crime Lab Volatiles Analysis

Sample: [REDACTED]	Item number: 1167191
Injection date: 8/9/2017 5:01:40 PM	Vial: 56
Method: ethanol quant.M	Sequence: 9Aug17
Instrument: US14173023.ON14160045	Analyst: Adrian
Data file: C:\Chem32\11\Data\9Aug17\56.D	

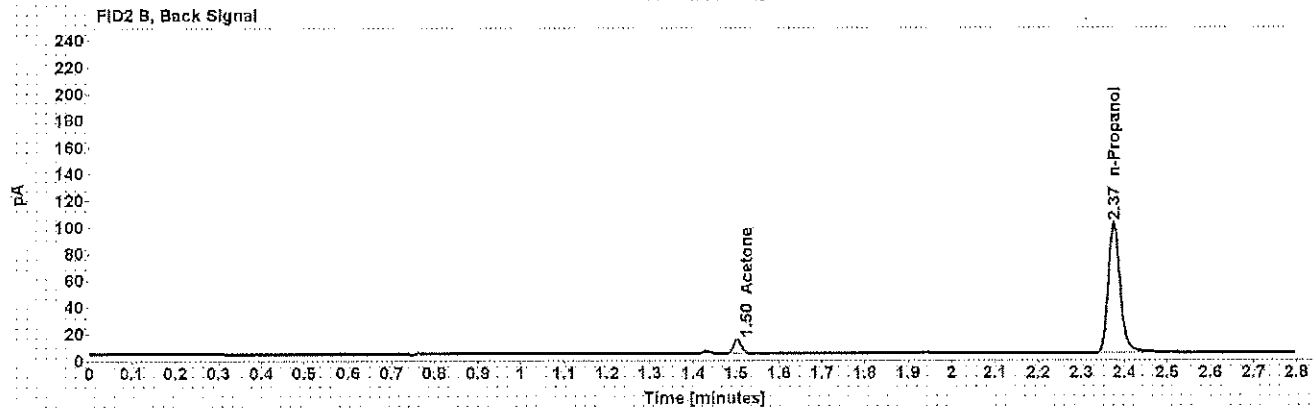
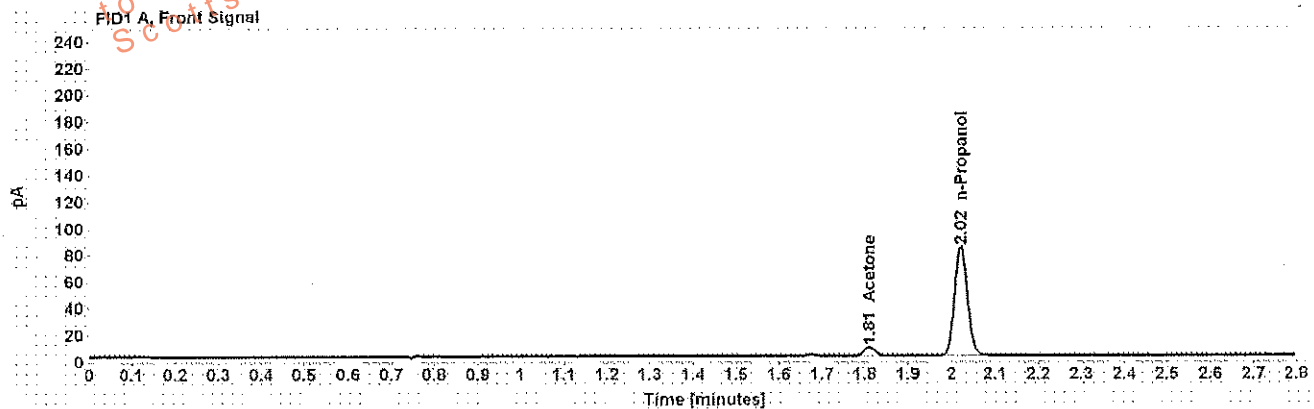


Table 1: FID 1 A (column DB-ALC1)

Compound	Amount (g/100mL)	Time (min)	Peak Area
Acetone	-----	1.810	11.628
n-Propanol	-----	2.021	168.577

Table 2: FID 2 B (column DB-ALC2)

Compound	Time (min)	Peak Area
Acetone	1.502	13.339
n-Propanol	2.375	190.780

Scottsdale Police Department Crime Lab Volatiles Analysis

Sample: [REDACTED]	Item number: 1167191
Injection date: 8/9/2017 5:05:40 PM	Vial: 57
Method: ethanol quant.M	Sequence: 9Aug17
Instrument: US14173023 CN14160045	Analyst: Adrian
Data file: C:\Chem3211\Data\9Aug17\57.D	

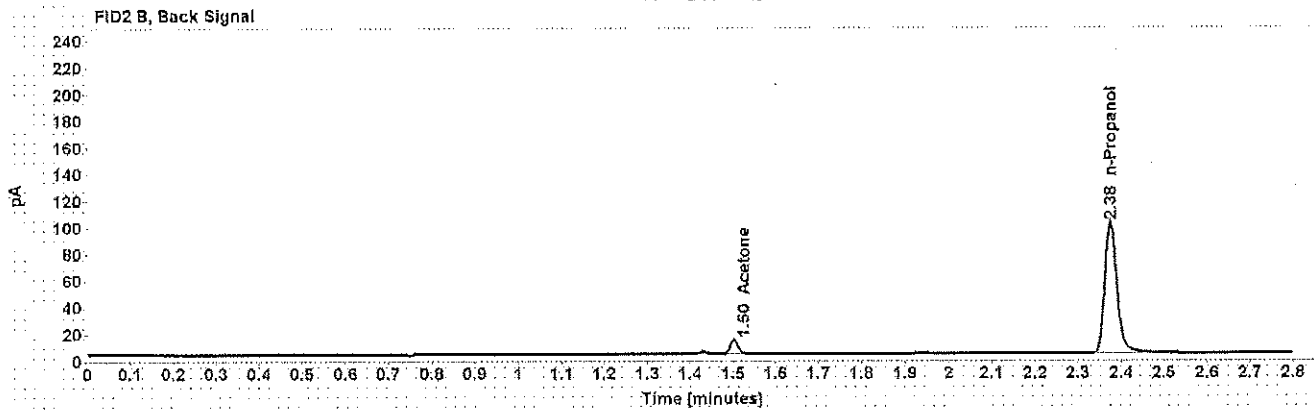
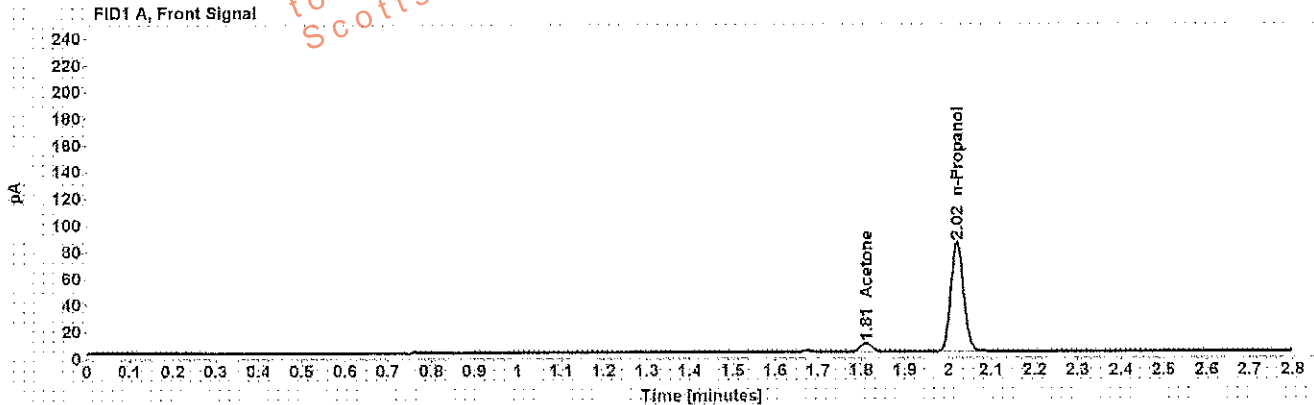


Table 1: FID 1 A (column DB-ALC1)

Compound	Amount (g/100mL)	Time (min)	Peak Area
Acetone	-----	1.810	11.664
n-Propanol	-----	2.021	169.487

Table 2: FID 2 B (column DB-ALC2)

Compound	Time (min)	Peak Area
Acetone	1.502	13.357
n-Propanol	2.375	192.054

Scottsdale Police Department Crime Lab Volatiles Analysis

Sample: [REDACTED]	Item number: 1158648
Injection date: 8/9/2017 5:09:40 PM	Vial: 58
Method: ethanol quant.M	Sequence: 9Aug17
Instrument: US14173023 CN14160045	Analyst: Adrian
Data file: C:\Chem32\1\Data\9Aug17\158.D	

Dissemination is restricted to Criminal Justice Agencies and authorized personnel only. Secondary dissemination to unauthorized agencies is PROHIBITED. Scottsdale City Prosecutor

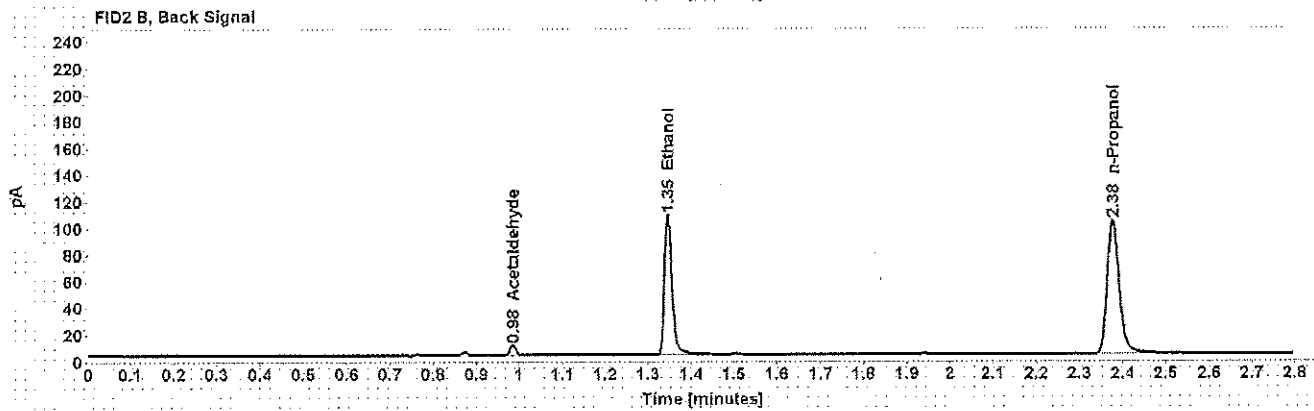
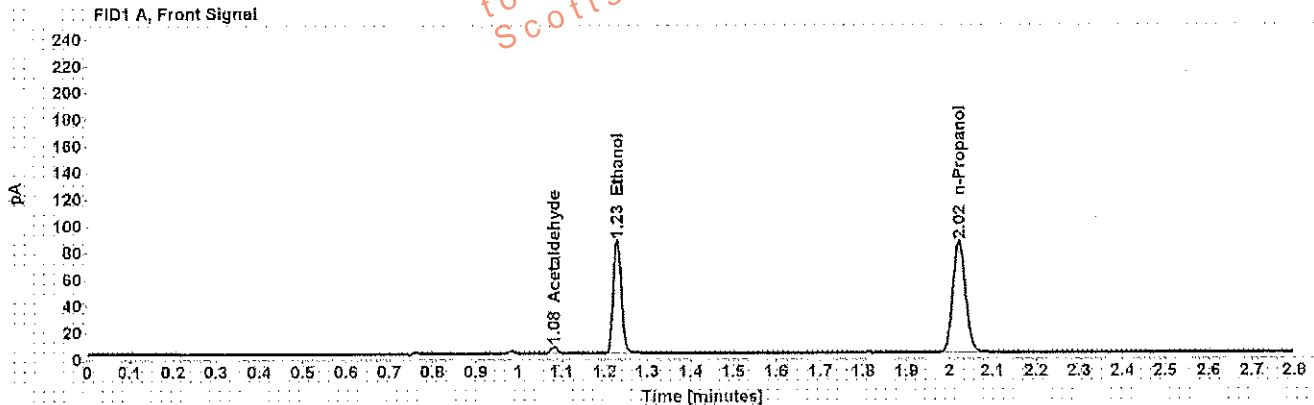


Table 1: FID 1 A (column DB-ALC1)

Compound	Amount (g/100mL)	Time (min)	Peak Area
Acetaldehyde	-----	1.082	5.595
>Ethanol	0.1642	1.229	110.525
n-Propanol	-----	2.022	171.837

Table 2: FID 2 B (column DB-ALC2)

Compound	Time (min)	Peak Area
Acetaldehyde	0.985	6.849
Ethanol	1.348	129.051
n-Propanol	2.377	194.953

Scottsdale Police Department Crime Lab Volatiles Analysis

Sample: [REDACTED]	Item number: 1158648
Injection date: 8/9/2017 5:13:40 PM	Vial: 59
Method: ethanol quant.M	Sequence: 9Aug17
Instrument: US14173023 CN14160045	Analyst: Adrian
Data file: C:\Chem3211\Data\9Aug17\59.D	

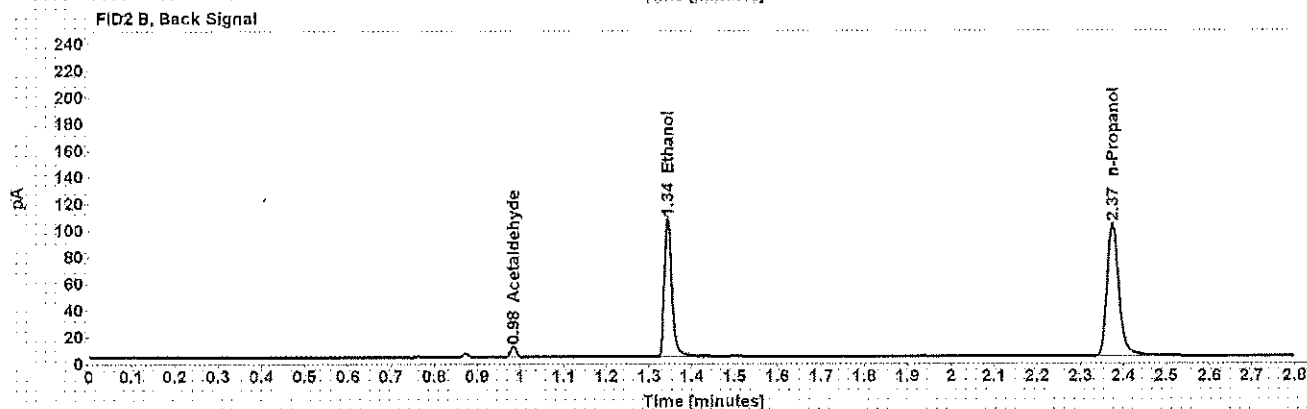
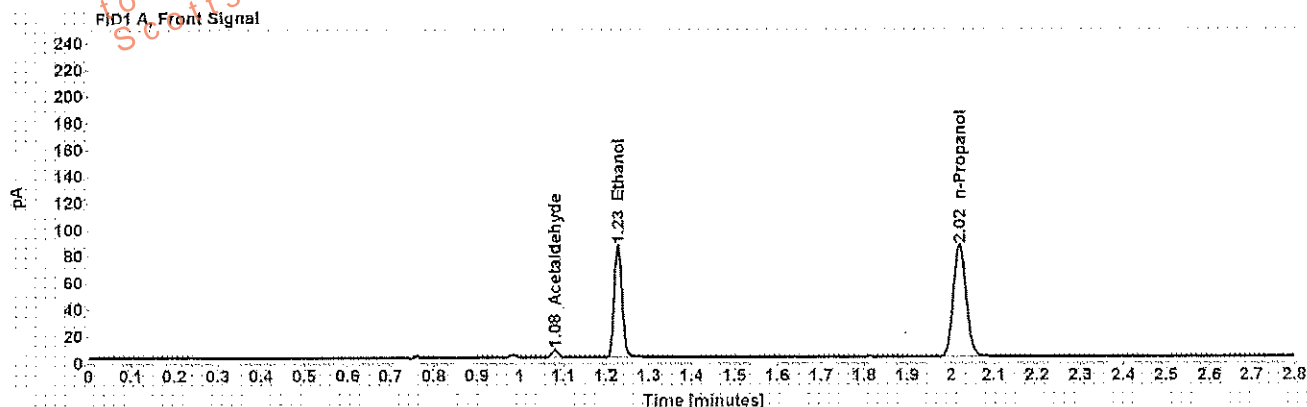


Table 1: FID 1 A (column DB-ALC1)

Compound	Amount (g/100mL)	Time (min)	Peak Area
Acetaldehyde	-----	1.081	5.906
>Ethanol	0.1624	1.228	109.275
n-Propanol	-----	2.021	171.847

Table 2: FID 2 B (column DB-ALC2)

Compound	Time (min)	Peak Area
Acetaldehyde	0.984	7.241
Ethanol	1.344	127.246
n-Propanol	2.375	194.717

Scottsdale Police Department Crime Lab Volatiles Analysis

Sample: [REDACTED]	Item number: 1164447
Injection date: 8/9/2017 5:17:40 PM	Vial: 60
Method: ethanol quant.M	Sequence: 9Aug17
Instrument: US14173023 CN14160045	Analyst: Adrian
Data file: C:\Chem3211\Data\9Aug17\60.D	

Dissemination is restricted to Criminal Justice Agencies and authorized personnel only. Secondary dissemination to unauthorized agencies is PROHIBITED. Scottsdale City Prosecutor's Office.

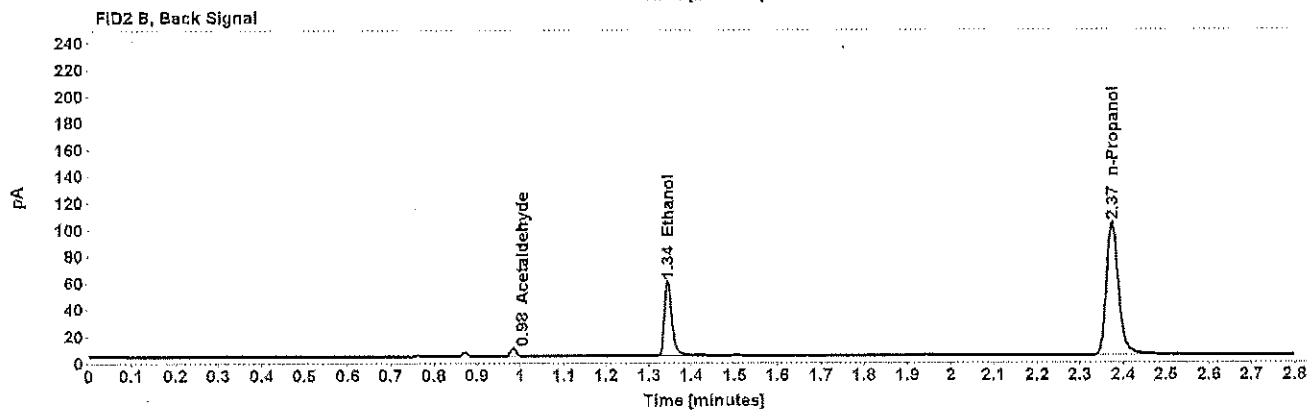
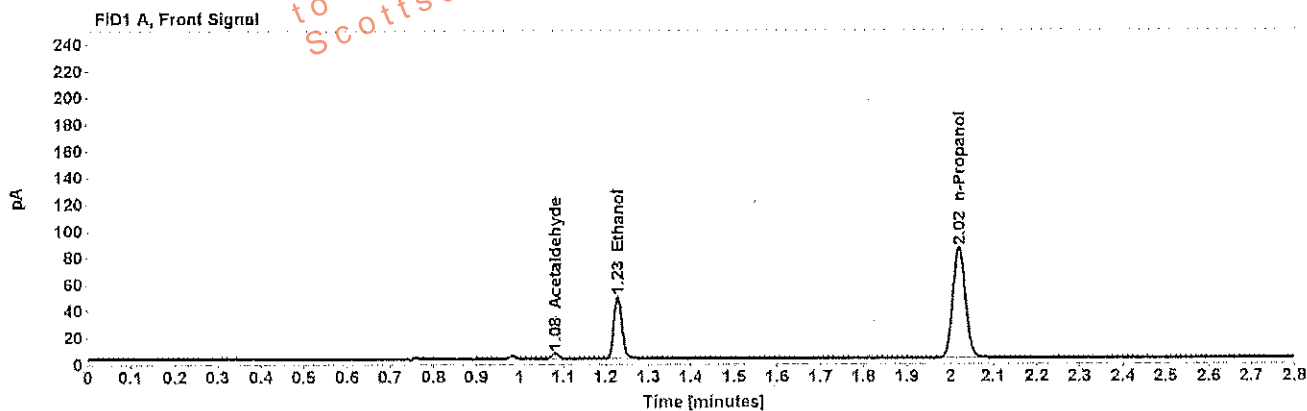


Table 1: FID 1 A (column DB-ALC1)

Compound	Amount (g/100mL)	Time (min)	Peak Area
Acetaldehyde	-----	1.081	4.480
>Ethanol	0.0904	1.228	60.421
n-Propanol	-----	2.020	171.093

Table 2: FID 2 B (column DB-ALC2)

Compound	Time (min)	Peak Area
Acetaldehyde	0.984	5.520
Ethanol	1.344	69.611
n-Propanol	2.375	194.151

Scottsdale Police Department Crime Lab Volatiles Analysis

Sample: [REDACTED]	Item number: 1164447
Injection date: 8/9/2017 5:21:54 PM	Vial: 61
Method: ethanol quant.M	Sequence: 9Aug17
Instrument: US14173023 CN14160045	Analyst: Adrian
Data file: C:\Chem32\11\Data\9Aug17\61.D	

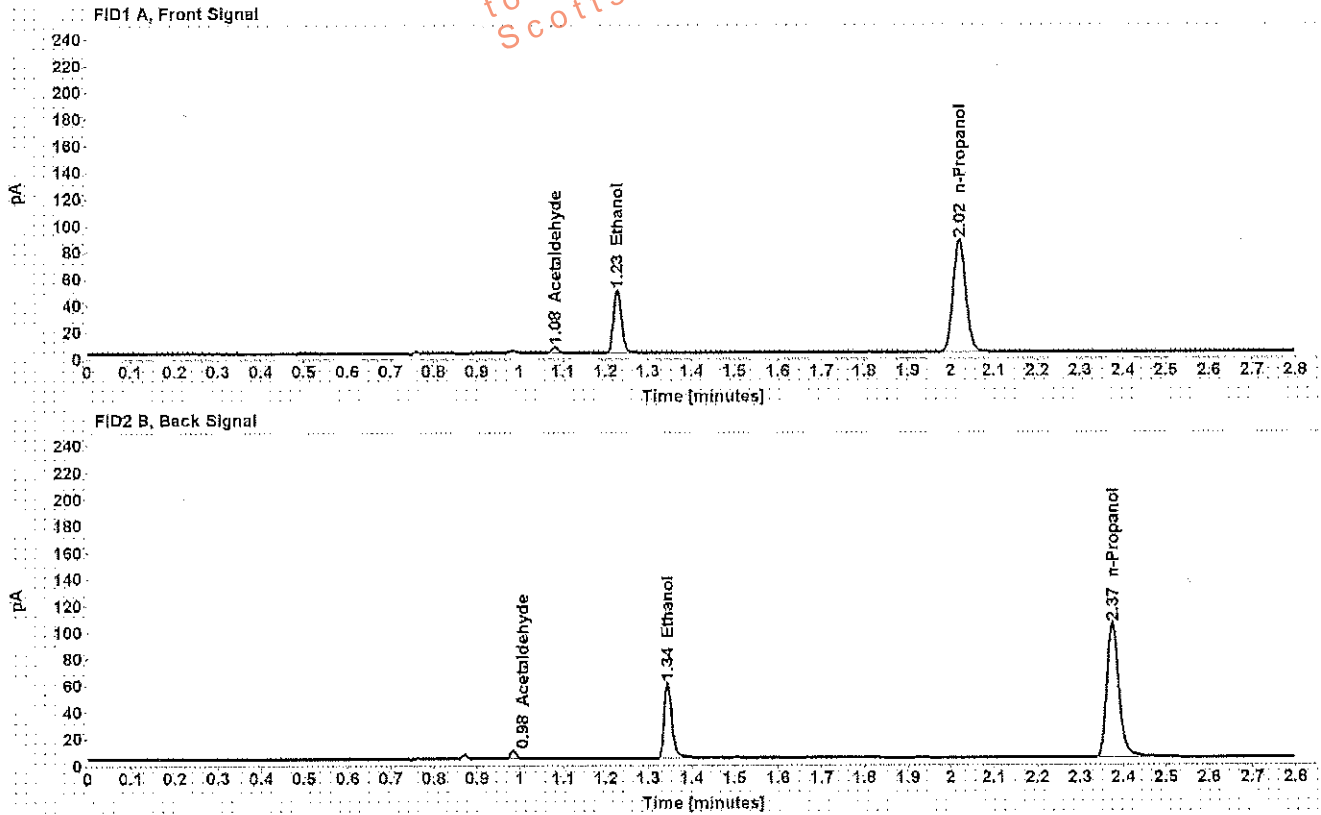


Table 1: FID 1 A (column DB-ALC1)

Compound	Amount (g/100mL)	Time (min)	Peak Area
Acetaldehyde	-----	1.081	4.696
>Ethanol	0.0905	1.228	61.410
n-Propanol	-----	2.021	173.669

Table 2: FID 2 B (column DB-ALC2)

Compound	Time (min)	Peak Area
Acetaldehyde	0.984	5.784
Ethanol	1.344	70.565
n-Propanol	2.375	197.168

Scottsdale Police Department Crime Lab Volatiles Analysis

Sample: [REDACTED]	Item number: 1162944
Injection date: 8/9/2017 5:25:55 PM	Vial: 62
Method: ethanol quant.M	Sequence: 9Aug17
Instrument: US14173023 CN14160045	Analyst: Adrian
Data file: C:\Chem3211\Data\9Aug17\62.D	

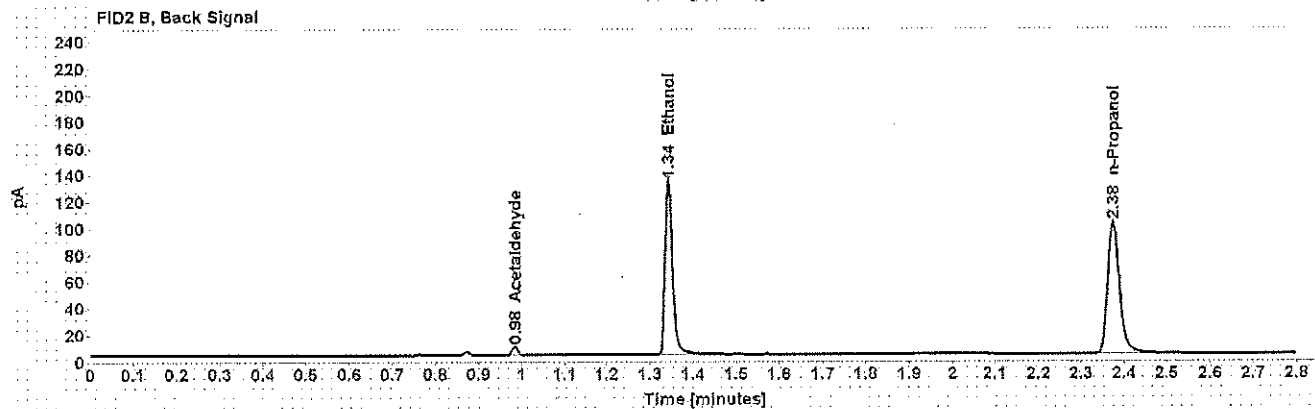
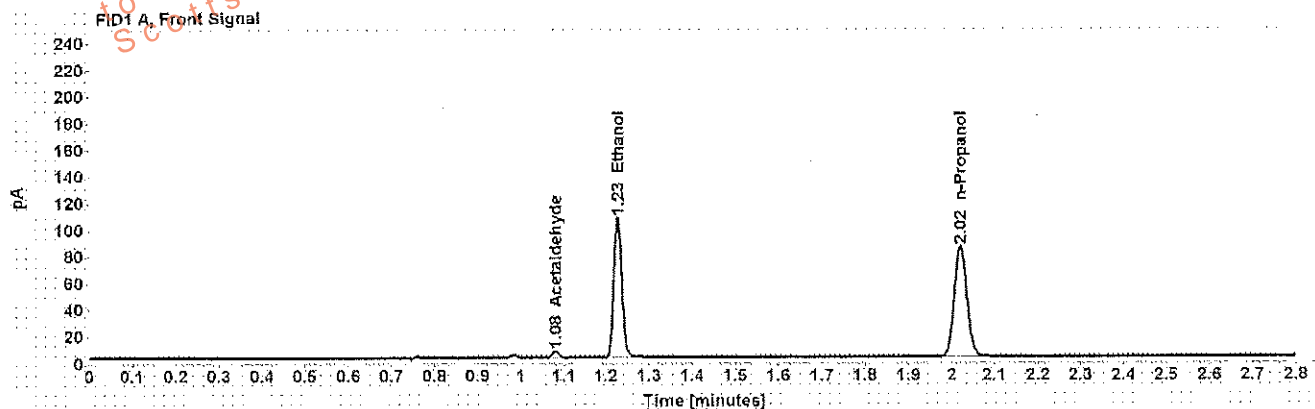


Table 1: FID 1 A (column DB-ALC1)

Compound	Amount (g/100mL)	Time (min)	Peak Area
Acetaldehyde	-----	1.081	4.816
>Ethanol	0.2044	1.228	136.374
n-Propanol	-----	2.021	170.304

Table 2: FID 2 B (column DB-ALC2)

Compound	Time (min)	Peak Area
Acetaldehyde	0.984	5.900
Ethanol	1.343	159.325
n-Propanol	2.375	193.070

Scottsdale Police Department Crime Lab Volatiles Analysis

Sample: [REDACTED]	Item number: 1162944
Injection date: 8/9/2017 5:29:55 PM	Vial: 63
Method: ethanol quant.M	Sequence: 9Aug17
Instrument: US14173023 CN14160045	Analyst: Adrian
Data file: C:\Chem3211\Data\9Aug17\63.D	

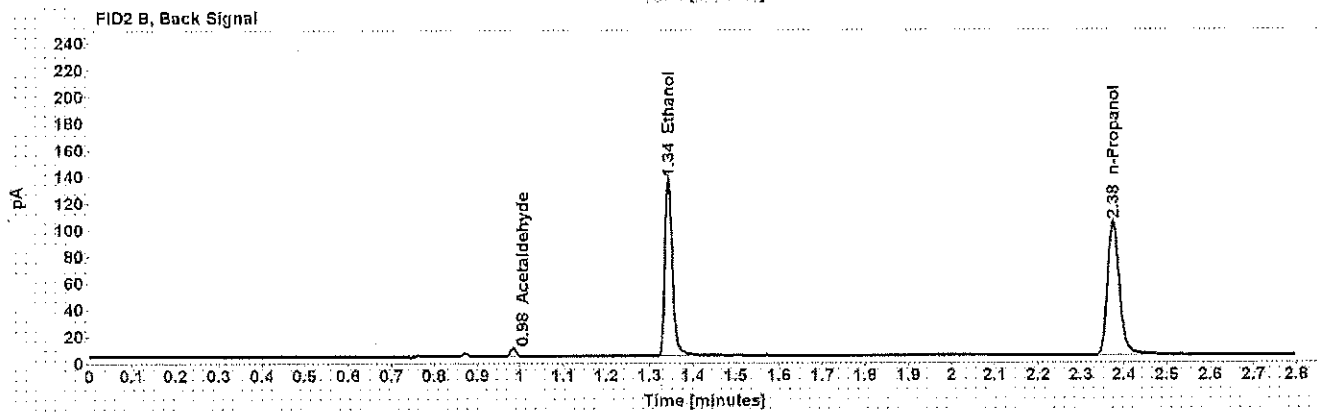
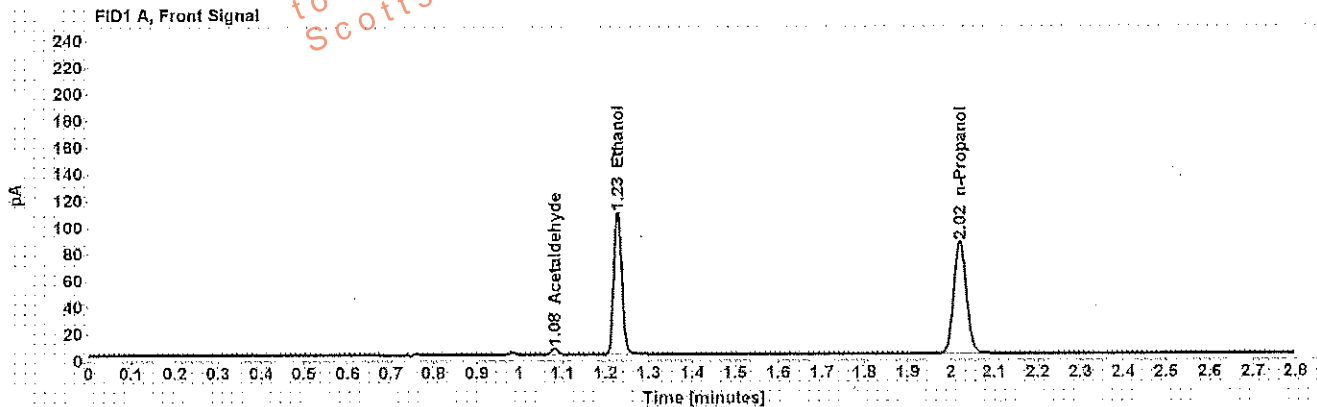


Table 1: FID 1 A (column DB-ALC1)

Compound	Amount (g/100mL)	Time (min)	Peak Area
Acetaldehyde	-----	1.081	4.711
>Ethanol	0.2053	1.228	138.784
n-Propanol	-----	2.021	172.491

Table 2: FID 2 B (column DB-ALC2)

Compound	Time (min)	Peak Area
Acetaldehyde	0.984	5.814
Ethanol	1.343	162.148
n-Propanol	2.375	195.963

Scottsdale Police Department Crime Lab Volatiles Analysis

Sample: [REDACTED]	Item number: 1164464
Injection date: 8/9/2017 5:37:55 PM	Vial: 65
Method: ethanol quant.M	Sequence: 9Aug17
Instrument: US14173023 CN14160045	Analyst: Adrian
Data file: C:\Chem32\11\Data\9Aug17\65.D	

Dissemination is restricted to Criminal Justice Agencies only. Secondary dissemination to unauthorized agencies is PROHIBITED. Scottsdale City Prosecutor

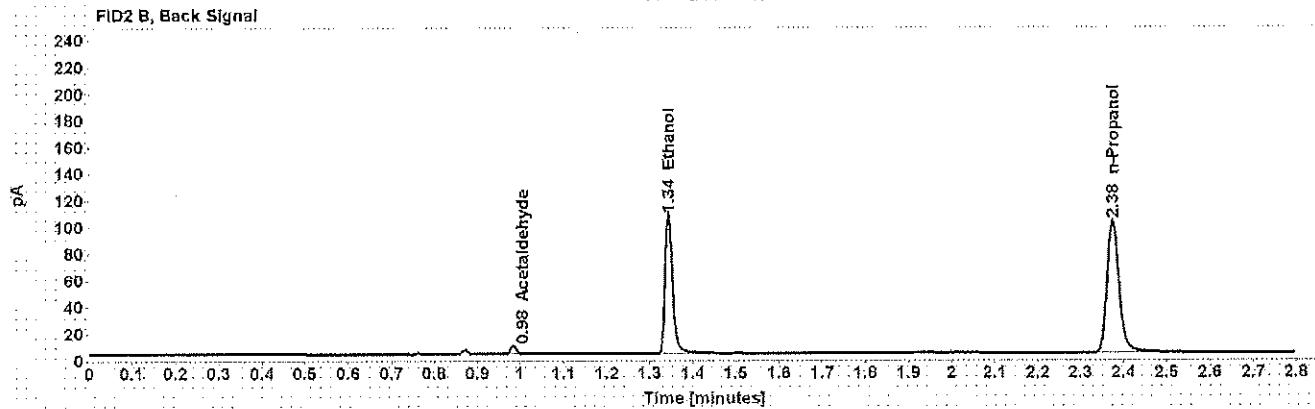
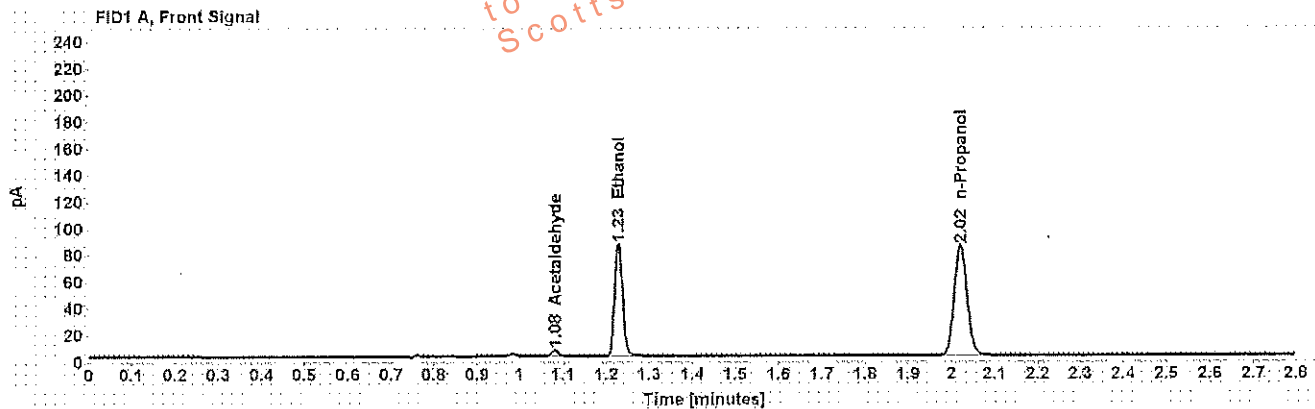


Table 1: FID 1 A (column DB-ALC1)

Compound	Amount (g/100mL)	Time (min)	Peak Area
Acetaldehyde	-----	1.081	4.745
>Ethanol	0.1644	1.228	109.690
n-Propanol	-----	2.021	170.343

Table 2: FID 2 B (column DB-ALC2)

Compound	Time (min)	Peak Area
Acetaldehyde	0.984	5.835
Ethanol	1.344	127.785
n-Propanol	2.375	193.614

Scottsdale Police Department Crime Lab Volatiles Analysis

Sample: [REDACTED]	Item number: 1164464
Injection date: 8/9/2017 5:41:55 PM	Vial: 66
Method: ethanol quant.M	Sequence: 9Aug17
Instrument: US14173023 CN14160045	Analyst: Adrian
Data file: C:\Chem32\11\Data\9Aug17\66.D	

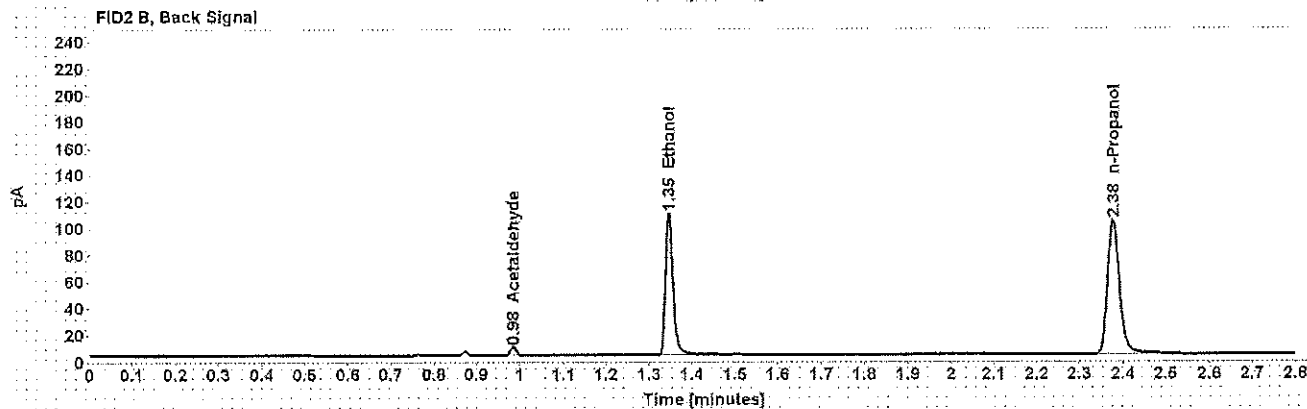
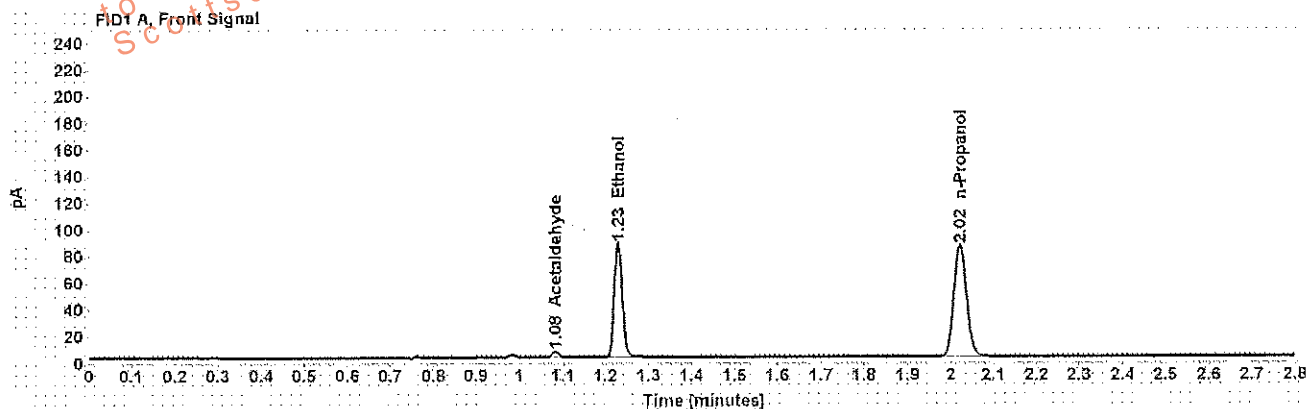


Table 1: FID 1 A (column DB-ALC1)

Compound	Amount (g/100mL)	Time (min)	Peak Area
Acetaldehyde	-----	1.082	4.642
>Ethanol	0.1859	1.229	111.974
n-Propanol	-----	2.022	172.357

Table 2: FID 2 B (column DB-ALC2)

Compound	Time (min)	Peak Area
Acetaldehyde	0.985	5.666
Ethanol	1.346	130.803
n-Propanol	2.377	196.081

Scottsdale Police Department Crime Lab Volatiles Analysis

Sample: [REDACTED]	Item number: 1163808
Injection date: 8/9/2017 5:46:10 PM	Vial: 67
Method: ethanol quant.M	Sequence: 9Aug17
Instrument: US14173023 CN14160045	Analyst: Adrian
Data file: C:\Chem32\11\Data\9Aug17\67.D	

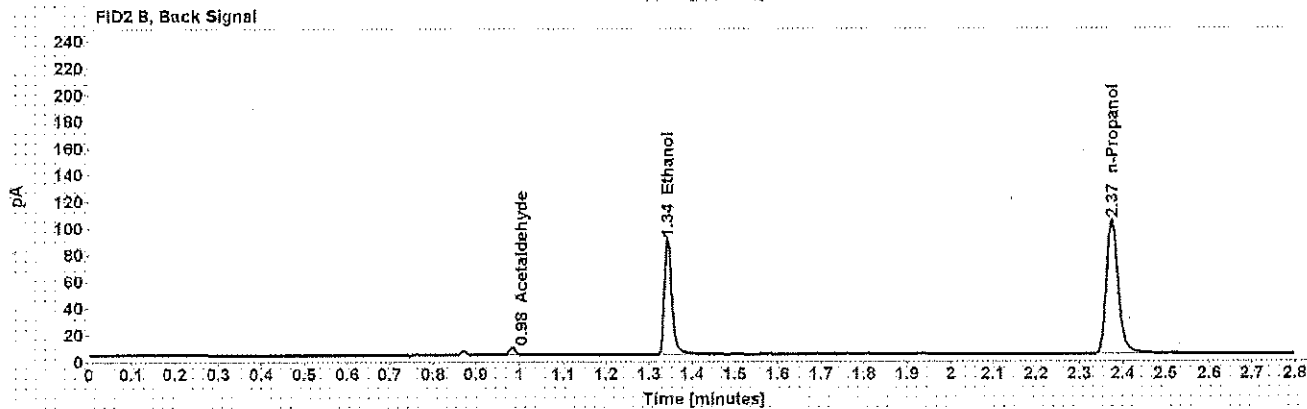
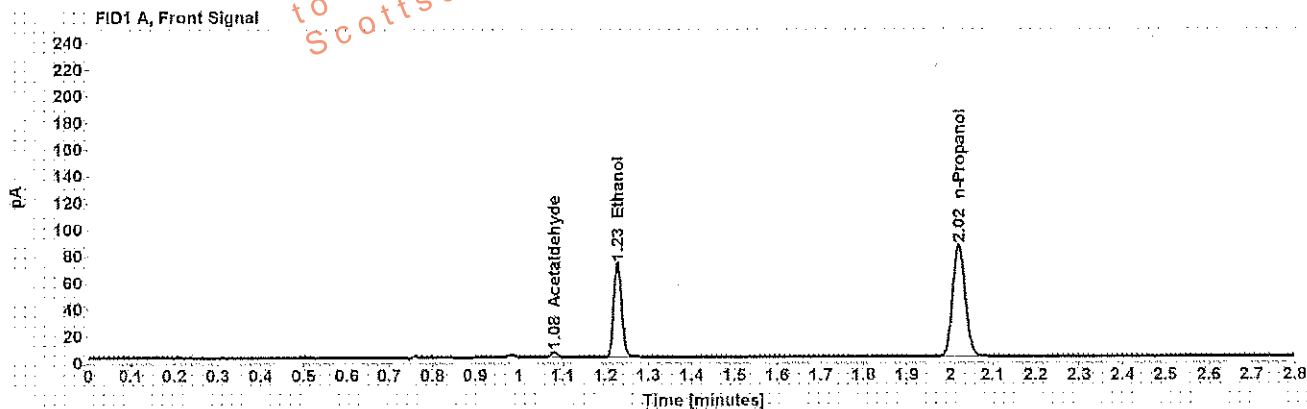


Table 1: FID 1 A (column DB-ALC1)

Compound	Amount (g/100mL)	Time (min)	Peak Area
Acetaldehyde	-----	1.081	4.138
>Ethanol	0.1360	1.228	91.972
n-Propanol	-----	2.020	172.811

Table 2: FID 2 B (column DB-ALC2)

Compound	Time (min)	Peak Area
Acetaldehyde	0.984	5.101
Ethanol	1.344	107.050
n-Propanol	2.375	196.280

Scottsdale Police Department Crime Lab Volatiles Analysis

Sample: [REDACTED]	Item number: 1163808
Injection date: 8/9/2017 5:50:10 PM	Vial: 68
Method: ethanol quant.M	Sequence: 9Aug17
Instrument: US14173023 CN14160045	Analyst: Adrian
Data file: C:\Chem32\11\Data\9Aug17\68.D	

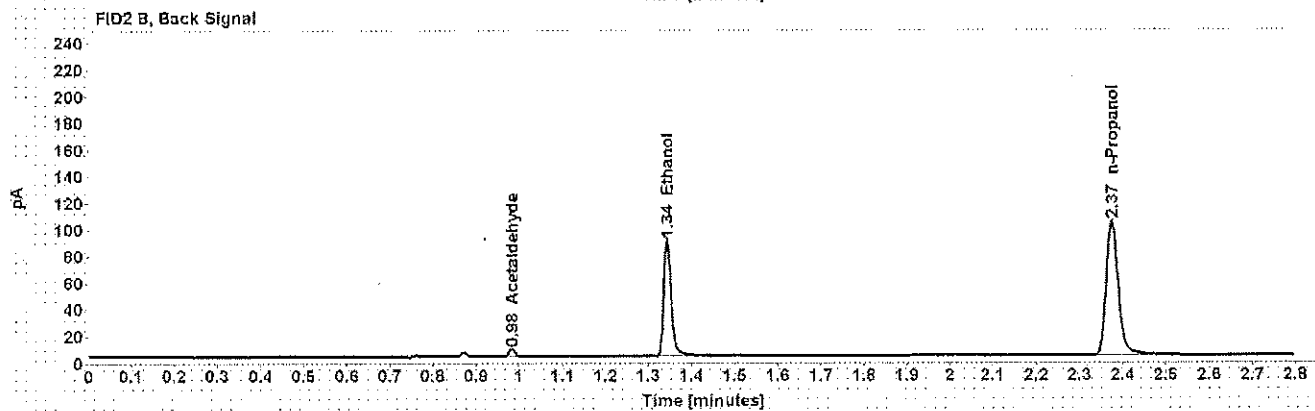
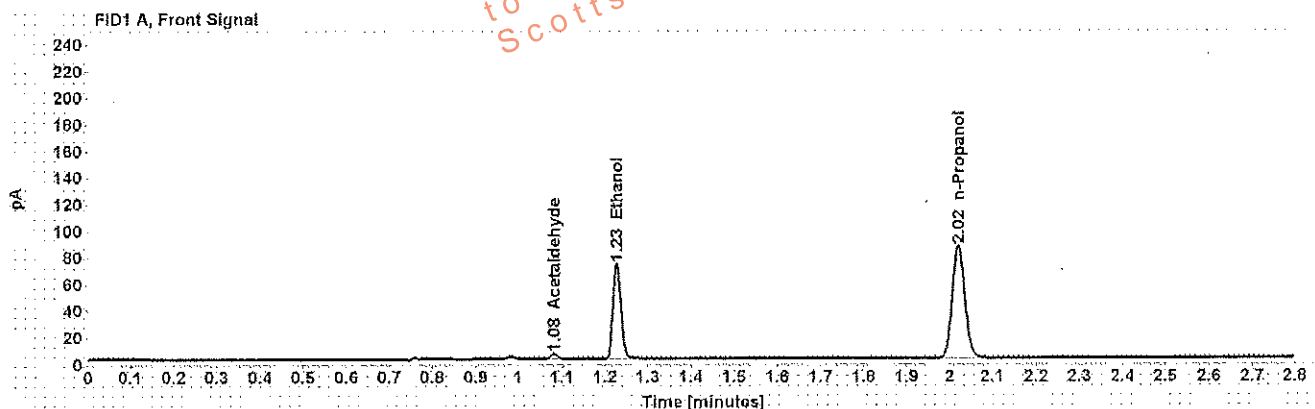


Table 1: FID 1 A (column DB-ALC1)

Compound	Amount (g/100mL)	Time (min)	Peak Area
Acetaldehyde	-----	1.081	4.065
>Ethanol	0.1360	1.228	92.300
n-Propanol	-----	2.020	173.415

Table 2: FID 2 B (column DB-ALC2)

Compound	Time (min)	Peak Area
Acetaldehyde	0.984	5.023
Ethanol	1.343	107.437
n-Propanol	2.375	196.994

Scottsdale Police Department Crime Lab Volatiles Analysis

Sample: [REDACTED]	Item number: 1167228
Injection date: 8/9/2017 5:54:10 PM	Vial: 69
Method: ethanol quant.M	Sequence: 9Aug17
Instrument: US14173023 CN14160045	Analyst: Adrian
Data file: C:\Chem32\11\Data\9Aug17\69.D	

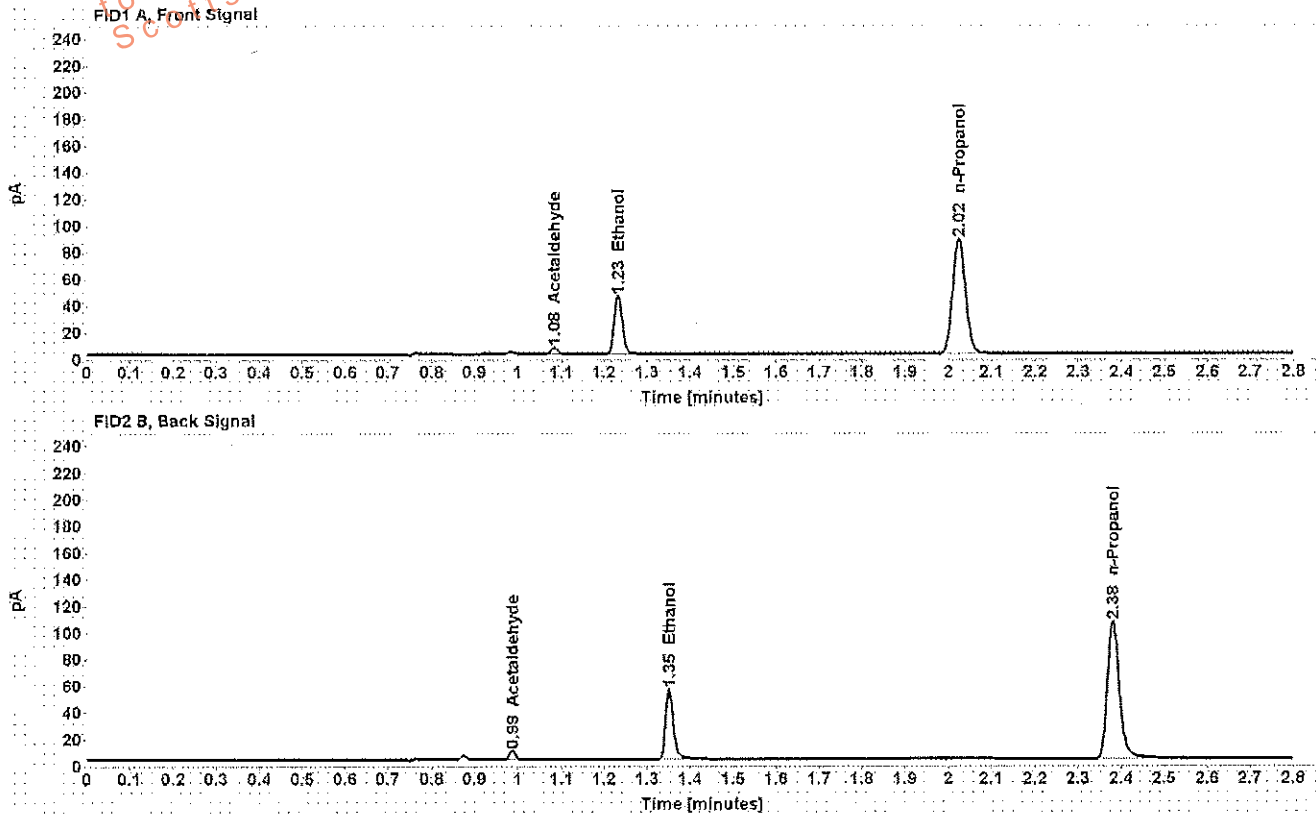


Table 1: FID 1 A (column DB-ALC1)

Compound	Amount (g/100mL)	Time (min)	Peak Area
Acetaldehyde	-----	1.084	4.961
>Ethanol	0.0826	1.232	57.079
n-Propanol	-----	2.025	176.939

Table 2: FID 2 B (column DB-ALC2)

Compound	Time (min)	Peak Area
Acetaldehyde	0.987	6.067
Ethanol	1.351	65.740
n-Propanol	2.381	201.399

Scottsdale Police Department Crime Lab Volatiles Analysis

Sample: [REDACTED]	Item number: 1167228
Injection date: 8/9/2017 5:58:10 PM	Vial: 70
Method: ethanol.quant.M	Sequence: 9Aug17
Instrument: US14173023.N14160045	Analyst: Adrian
Data file: C:\Chem3211\Data\9Aug17\70.D	

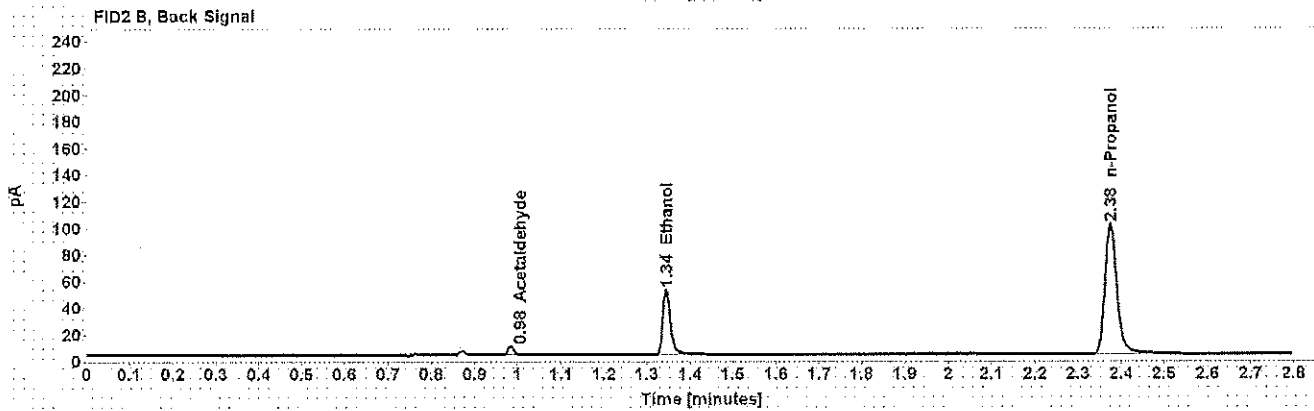
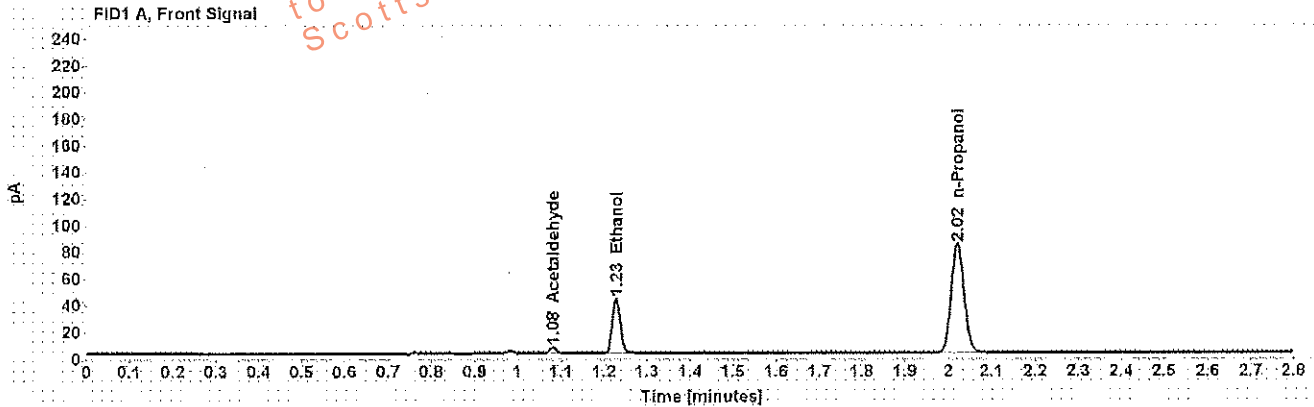


Table 1: FID 1 A (column DB-ALC1)

Compound	Amount (g/100mL)	Time (min)	Peak Area
Acetaldehyde	-----	1.081	4.960
>Ethanol	0.0807	1.228	52.965
n-Propanol	-----	2.021	168.146

Table 2: FID 2 B (column DB-ALC2)

Compound	Time (min)	Peak Area
Acetaldehyde	0.964	6.089
Ethanol	1.344	60.750
n-Propanol	2.375	190.948

Scottsdale Police Department Crime Lab Volatiles Analysis

Sample: [REDACTED]	Item number: 1163676
Injection date: 8/9/2017 6:02:10 PM	Vial: 71
Method: ethanol quant.M	Sequence: 9Aug17
Instrument: US14173023 CN14160045	Analyst: Adrian
Data file: C:\Chem32\11Data\9Aug17\71.D	

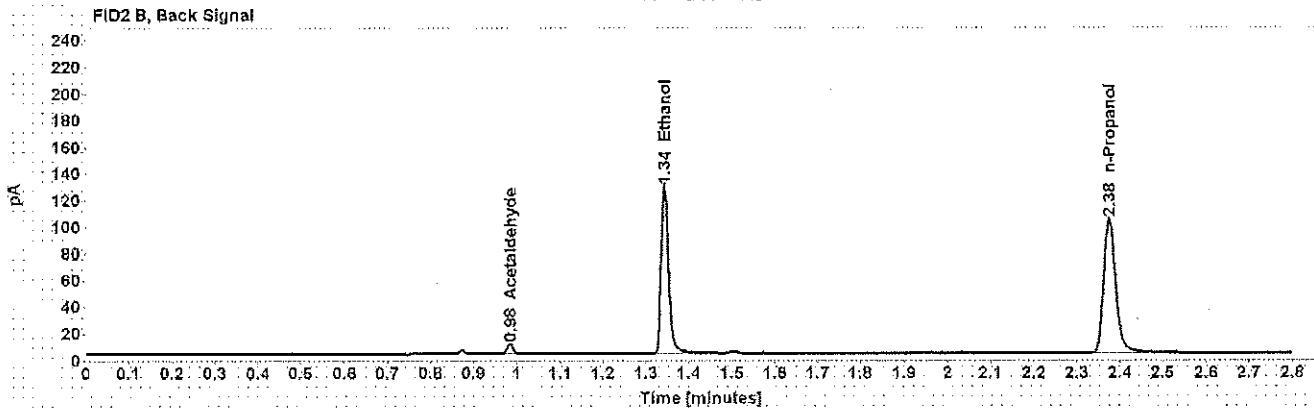
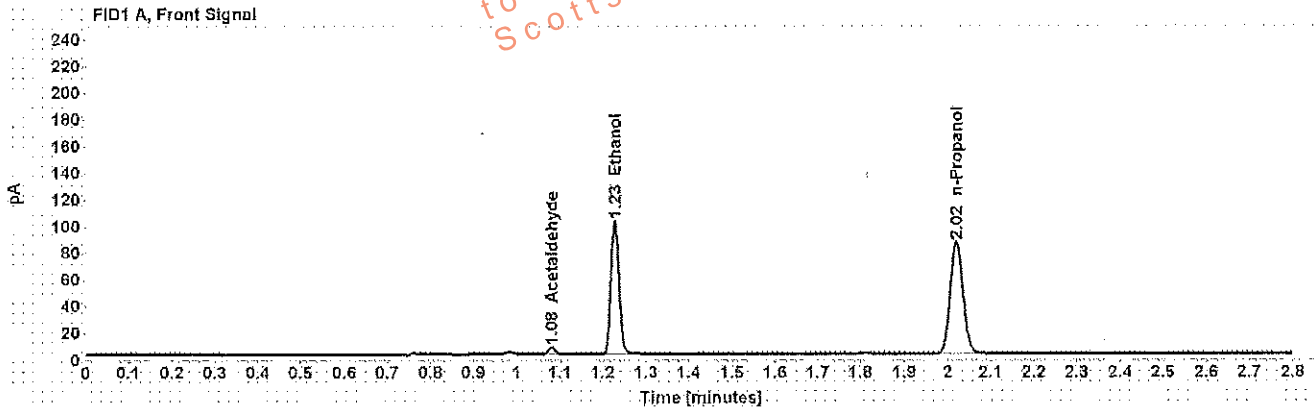


Table 1: FID 1 A (column DB-ALC1)

Compound	Amount (g/100mL)	Time (min)	Peak Area
Acetaldehyde	-----	1.081	5.531
>Ethanol	0.1929	1.228	130.470
n-Propanol	-----	2.021	172.621

Table 2: FID 2 B (column DB-ALC2)

Compound	Time (min)	Peak Area
Acetaldehyde	0.984	6.814
Ethanol	1.343	152.299
n-Propanol	2.375	196.072

Scottsdale Police Department Crime Lab Volatiles Analysis

Sample: [REDACTED]	Item number: 1163676
Injection date: 8/9/2017 6:06:10 PM	Vial: 72
Method: ethanol quant.M	Sequence: 9Aug17
Instrument: US 14173023 CN14160045	Analyst: Adrian
Data file: C:\Chem32111\Data\9Aug17\72.D	

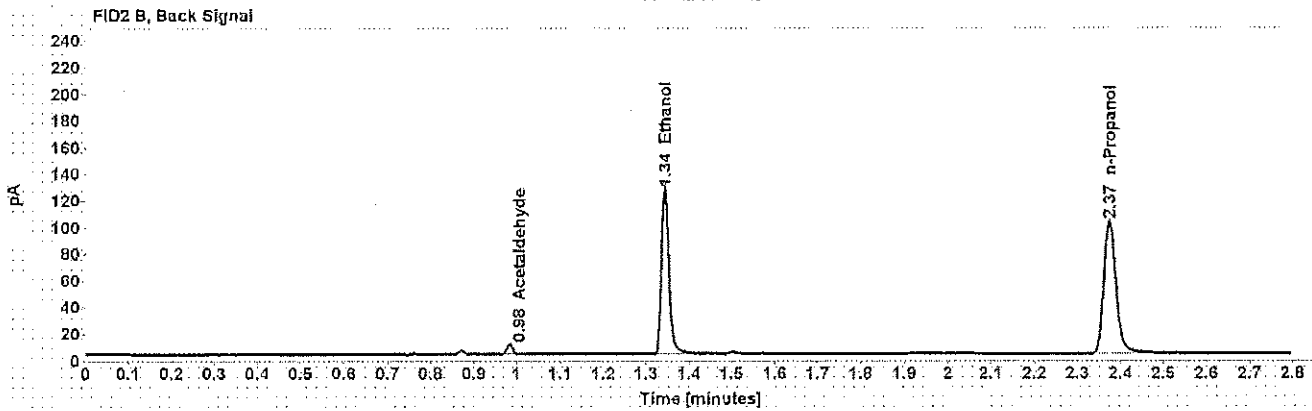
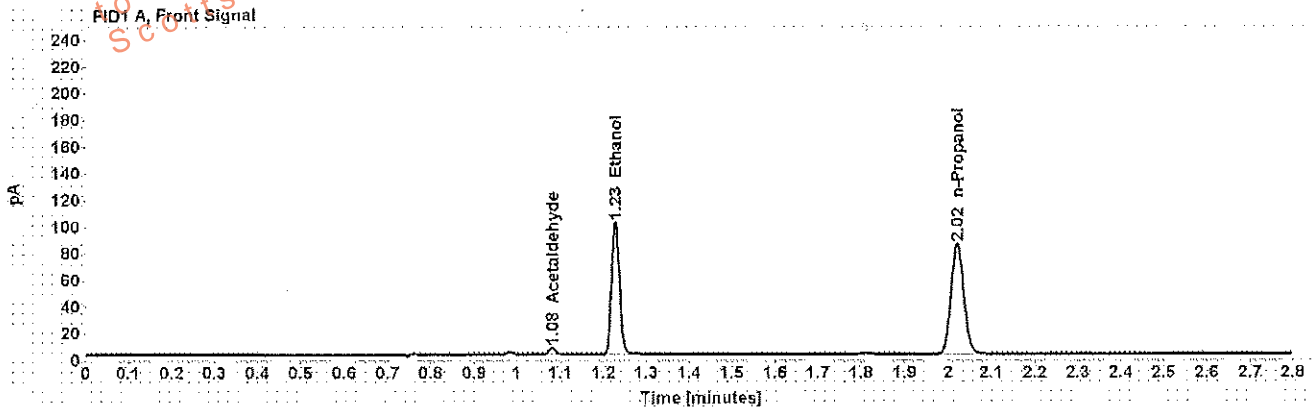


Table 1: FID 1 A (column DB-ALC1)

Compound	Amount (g/100mL)	Time (min)	Peak Area
Acetaldehyde	-----	1.081	5.661
>Ethanol	0.1928	1.228	129.136
n-Propanol	-----	2.021	170.916

Table 2: FID 2 B (column DB-ALC2)

Compound	Time (min)	Peak Area
Acetaldehyde	0.984	6.938
Ethanol	1.343	151.233
n-Propanol	2.375	194.399

Scottsdale Police Department Crime Lab Volatiles Analysis

Sample: [REDACTED]	Item number: 1164013
Injection date: 8/9/2017 6:10:25 PM	Vial: 73
Method: ethanol quant.M	Sequence: 9Aug17
Instrument: US14173023 N14160045	Analyst: Adrian
Data file: C:\Chem3211\Data\9Aug17\73.D	

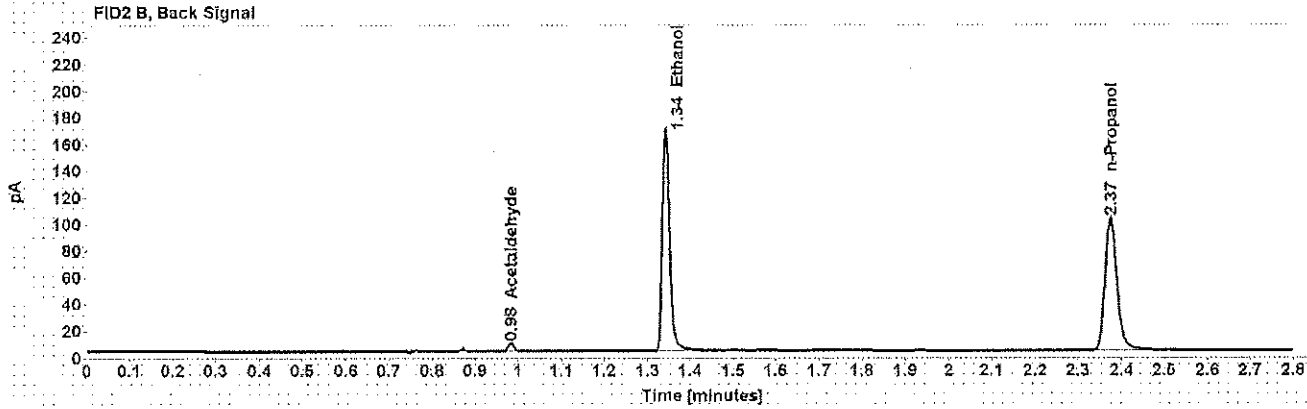
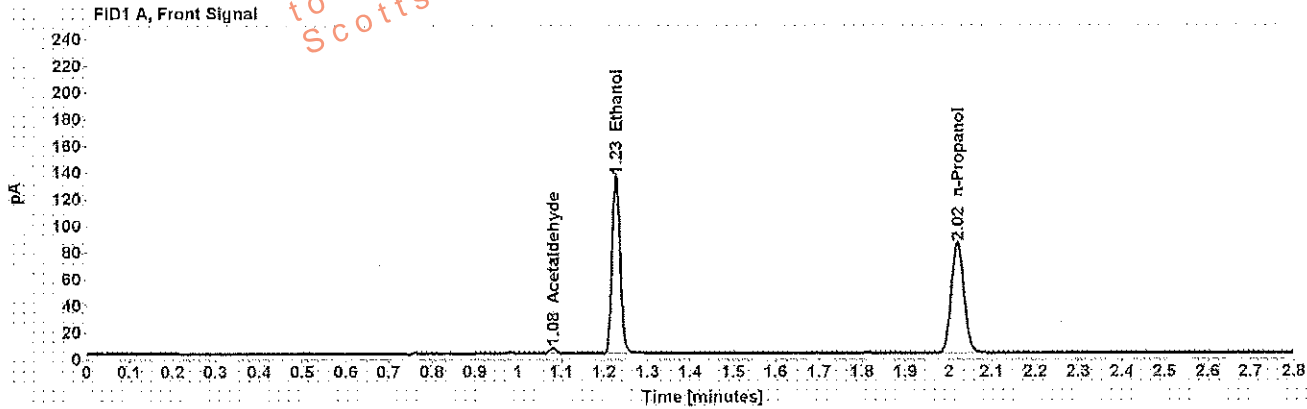


Table 1: FID 1 A (column DB-ALC1)

Compound	Amount (g/100mL)	Time (min)	Peak Area
Acetaldehyde	-----	1.081	4.434
>Ethanol	0.2587	1.227	172.602
n-Propanol	-----	2.020	170.192

Table 2: FID 2 B (column DB-ALC2)

Compound	Time (min)	Peak Area
Acetaldehyde	0.983	5.465
Ethanol	1.343	202.686
n-Propanol	2.374	193.749

Scottsdale Police Department Crime Lab Volatiles Analysis

Sample: [REDACTED]	Item number: 1184013
Injection date: 8/9/2017 6:14:25 PM	Vial: 74
Method: ethanol quant.M	Sequence: 9Aug17
Instrument: US14173023 CN14160045	Analyst: Adrian
Data file: C:\Chem32\11Data\9Aug17\74.D	

Dissemination is restricted to Criminal Justice Agencies and authorized agencies only. Secondary dissemination to unauthorized agencies is PROHIBITED.
 Scottsdale City Prosecutor

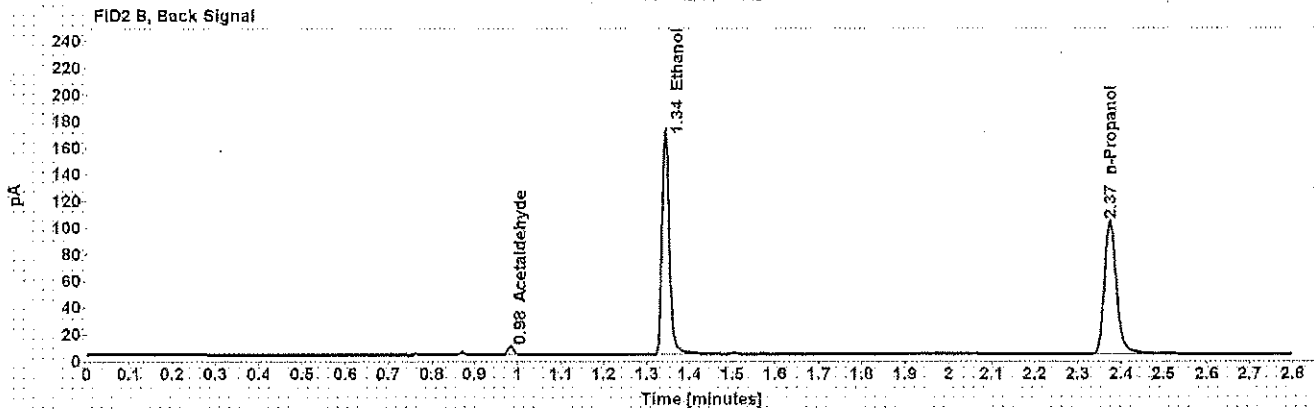
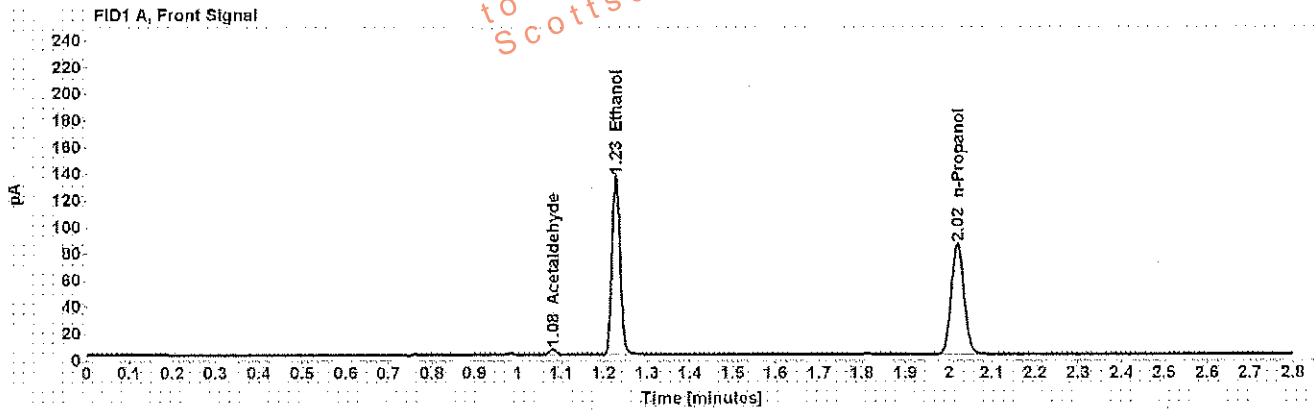


Table 1: FID 1 A (column DB-ALC1)

Compound	Amount (g/100mL)	Time (min)	Peak Area
Acetaldehyde	-----	1.081	4.581
>Ethanol	0.2589	1.227	173.576
n-Propanol	-----	2.020	171.006

Table 2: FID 2 B (column DB-ALC2)

Compound	Time (min)	Peak Area
Acetaldehyde	0.983	5.634
Ethanol	1.343	203.669
n-Propanol	2.374	194.695

Scottsdale Police Department Crime Lab Volatiles Analysis

Sample: [REDACTED]	Item number: 1162946
Injection date: 8/9/2017 6:22:25 PM	Vial: 76
Method: ethanol quant.M	Sequence: 9Aug17
Instrument: US 14173023 CN14160045	Analyst: Adrian
Data file: C:\Chem3211\Data\9Aug17\76.D	

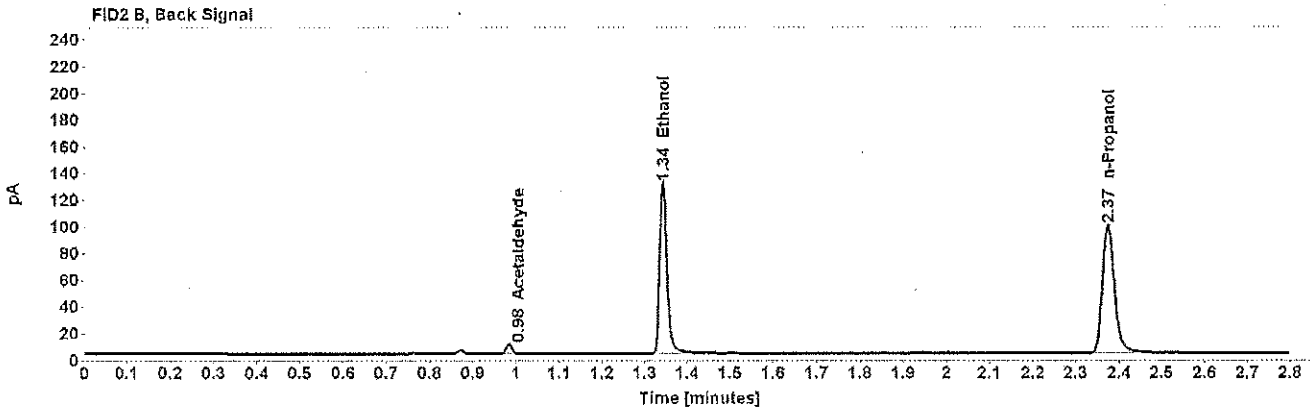
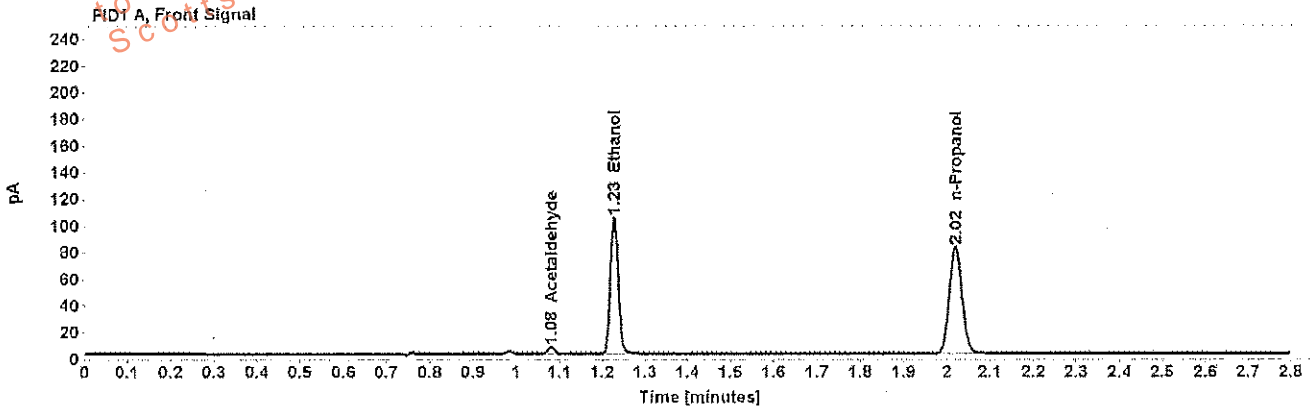


Table 1: FID 1 A (column DB-ALC1)

Compound	Amount (g/100mL)	Time (min)	Peak Area
Acetaldehyde	-----	1.081	5.467
>Ethanol	0.2057	1.227	133.181
n-Propanol	-----	2.020	165.208

Table 2: FID 2 B (column DB-ALC2)

Compound	Time (min)	Peak Area
Acetaldehyde	0.983	6.700
Ethanol	1.343	156.134
n-Propanol	2.375	187.549

Scottsdale Police Department Crime Lab Volatiles Analysis

Sample: [REDACTED]	Item number: 1162946
Injection date: 8/9/2017 6:26:25 PM	Vial: 77
Method: ethanol quant.M	Sequence: 9Aug17
Instrument: US14173023 N14160045	Analyst: Adrian
Data file: C:\Chem3211\Data\9Aug17\177.D	

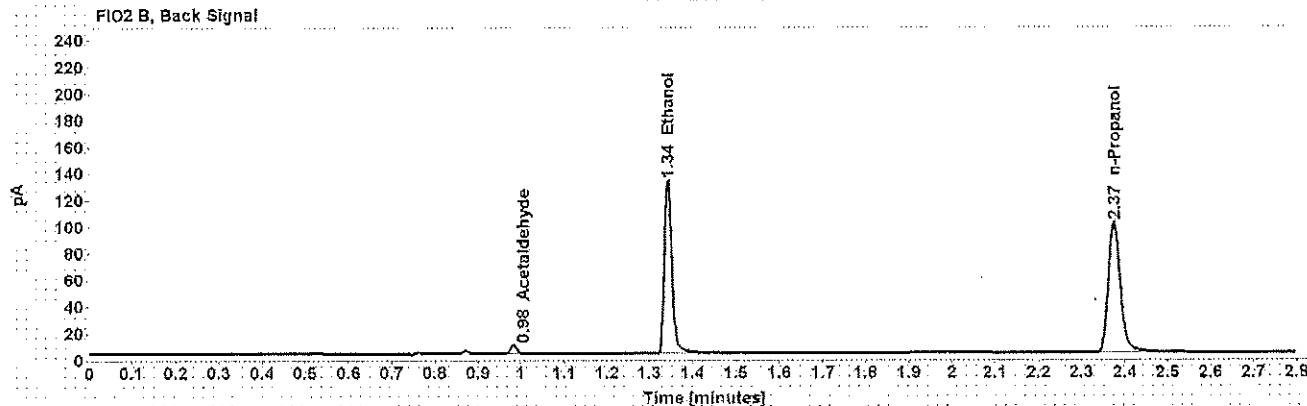
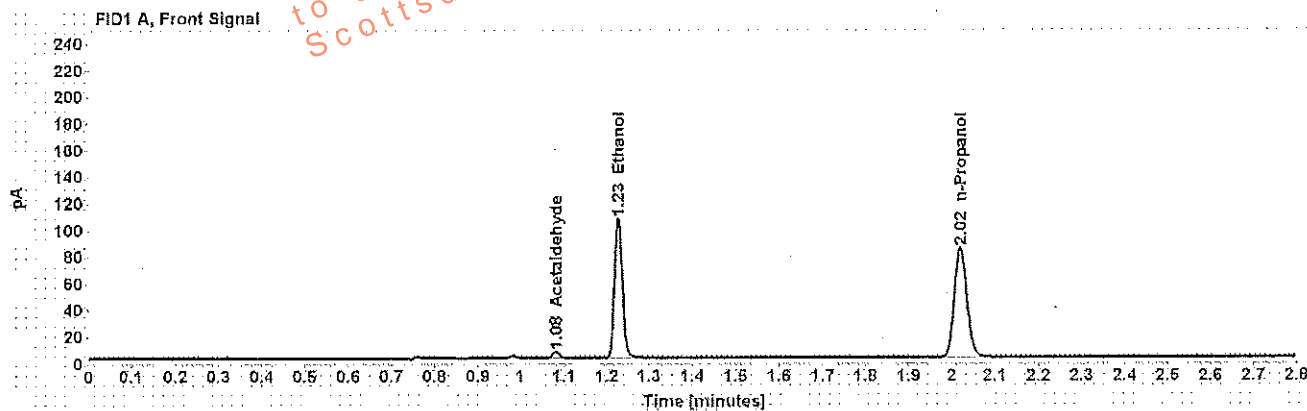


Table 1: FID 1 A (column DB-ALC1)

Compound	Amount (g/100mL)	Time (min)	Peak Area
Acetaldehyde	-----	1.081	5.069
>Ethanol	0.2049	1.227	135.668
n-Propanol	-----	2.020	169.009

Table 2: FID 2 B (column DB-ALC2)

Compound	Time (min)	Peak Area
Acetaldehyde	0.983	6.227
Ethanol	1.343	159.109
n-Propanol	2.375	191.962

Scottsdale Police Department Crime Lab Volatiles Analysis

Sample: [REDACTED]	Item number: 1151057
Injection date: 8/9/2017 6:30:25 PM	Vial: 78
Method: ethanol quant.M	Sequence: 9Aug17
Instrument: US14173023 CN14160045	Analyst: Adrian
Data file: C:\Chem3211\Data\9Aug17\78.D	

Dissemination is restricted to Criminal Justice Agencies and authorized personnel only. Secondary dissemination to unauthorized agencies is PROHIBITED.
 Scottsdale City Prosecutor

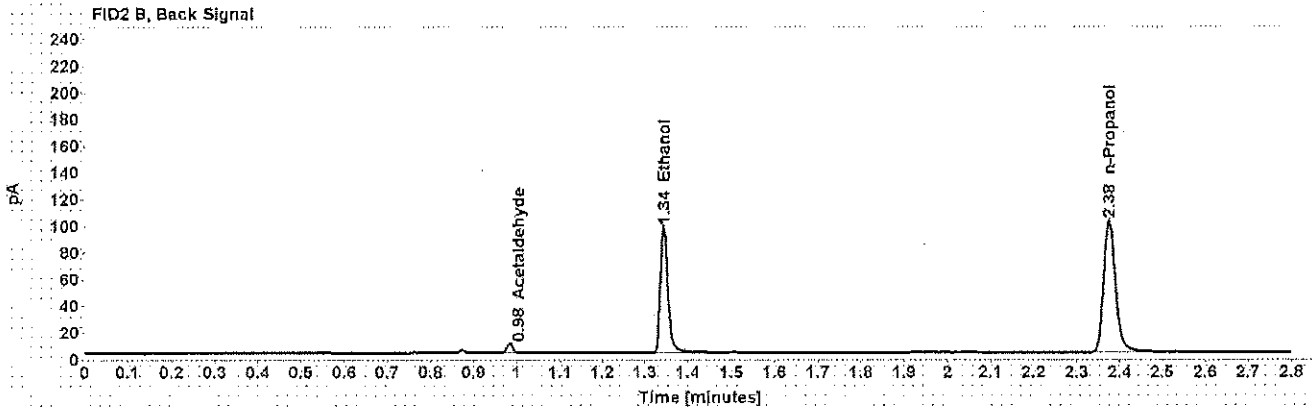
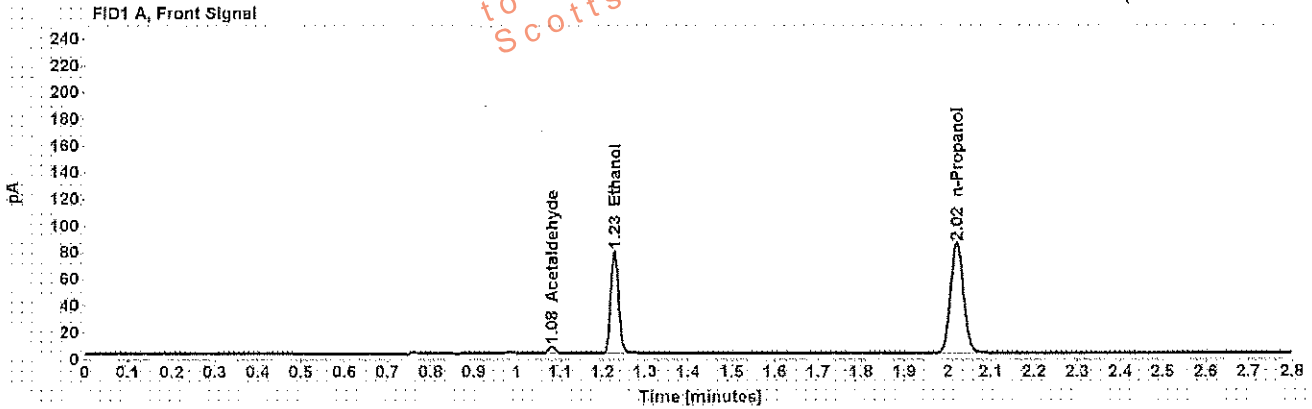


Table 1: FID 1 A (column DB-ALC1)

Compound	Amount (g/100mL)	Time (min)	Peak Area
Acetaldehyde	-----	1.081	5.465
>Ethanol	0.1499	1.228	99.972
n-Propanol	-----	2.021	170.368

Table 2: FID 2 B (column DB-ALC2)

Compound	Time (min)	Peak Area
Acetaldehyde	0.984	6.709
Ethanol	1.344	116.746
n-Propanol	2.375	193.538

Scottsdale Police Department Crime Lab Volatiles Analysis

Sample: [REDACTED]	Item number: 1151057
Injection date: 8/9/2017 6:34:40 PM	Vial: 79
Method: ethanol quant.M	Sequence: 9Aug17
Instrument: US14173023,CN14160045	Analyst: Adrian
Data file: C:\Chem32\11\Data\9Aug17\179.D	

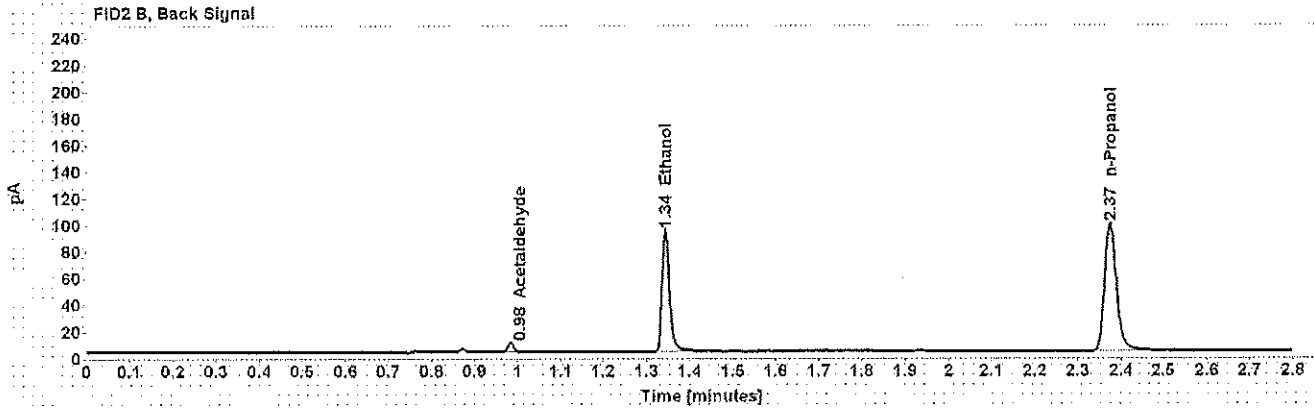
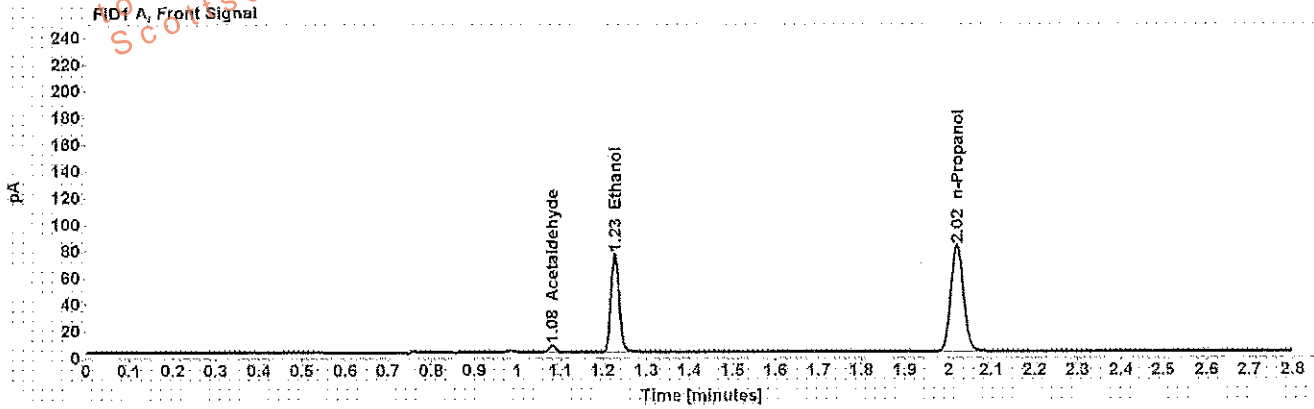


Table 1: FID 1 A (column DB-ALC1)

Compound	Amount (g/100mL)	Time (min)	Peak Area
Acetaldehyde	-----	1.081	5.378
>Ethanol	0.1487	1.228	95.940
n-Propanol	-----	2.020	164.835

Table 2: FID 2 B (column DB-ALC2)

Compound	Time (min)	Peak Area
Acetaldehyde	0.983	6.608
Ethanol	1.343	111.187
n-Propanol	2.375	187.318

Scottsdale Police Department Crime Lab Volatiles Analysis

Sample: [REDACTED]	Item number: 1169457
Injection date: 8/9/2017 6:38:40 PM	Vial: 80
Method: ethanol quant.M	Sequence: 9Aug17
Instrument: US14173023 CN14160045	Analyst: Adrian
Data file: C:\Chem3211\Data\9Aug17\80.D	

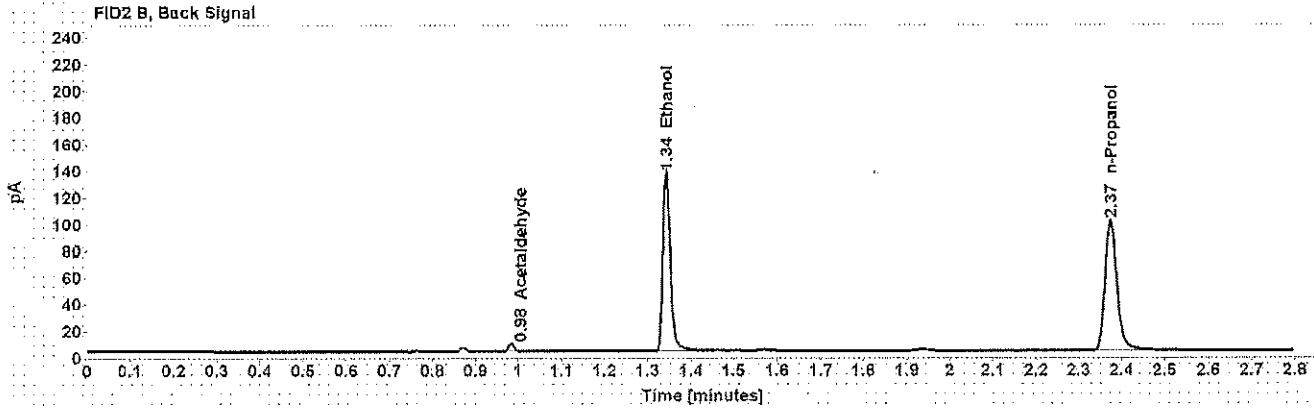
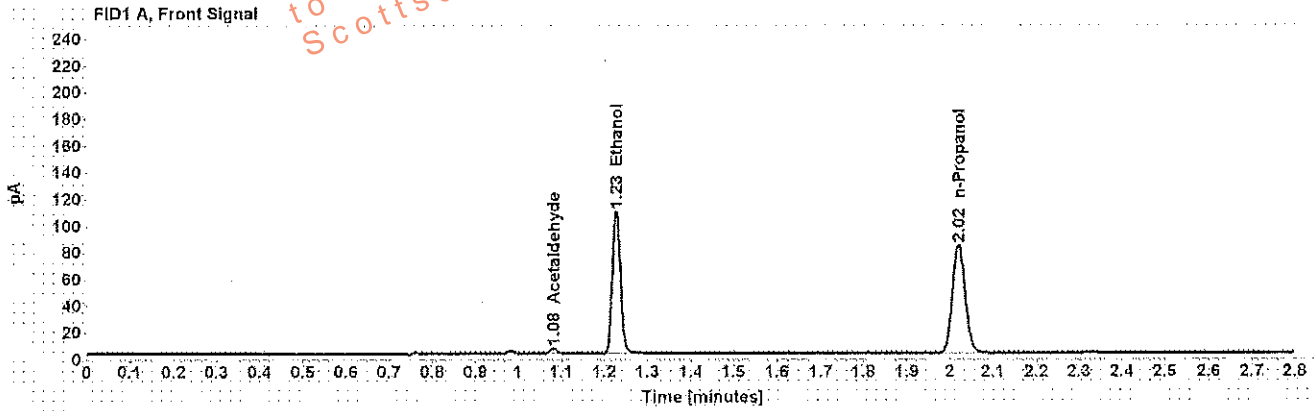


Table 1: FID 1 A (column DB-ALC1)

Compound	Amount (g/100mL)	Time (min)	Peak Area
Acetaldehyde	-----	1.081	4.160
>Ethanol	0.2126	1.227	139.264
n-Propanol	-----	2.020	167.174

Table 2: FID 2 B (column DB-ALC2)

Compound	Time (min)	Peak Area
Acetaldehyde	0.984	5.143
Ethanol	1.343	164.699
n-Propanol	2.374	191.214

Scottsdale Police Department Crime Lab Volatiles Analysis

Sample: [REDACTED]	Item number: 1169457
Injection date: 8/9/2017 6:42:40 PM	Vial: 81
Method: ethanol quant.M	Sequence: 9Aug17
Instrument: US14173023 CN14160045	Analyst: Adrian
Data file: C:\Chem3211\Data\9Aug17\81.D	

Dissemination is restricted to Criminal Justice Agencies and authorized personnel only. Dissemination to unauthorized agencies is PROHIBITED.
Scottsdale City Prosecutor

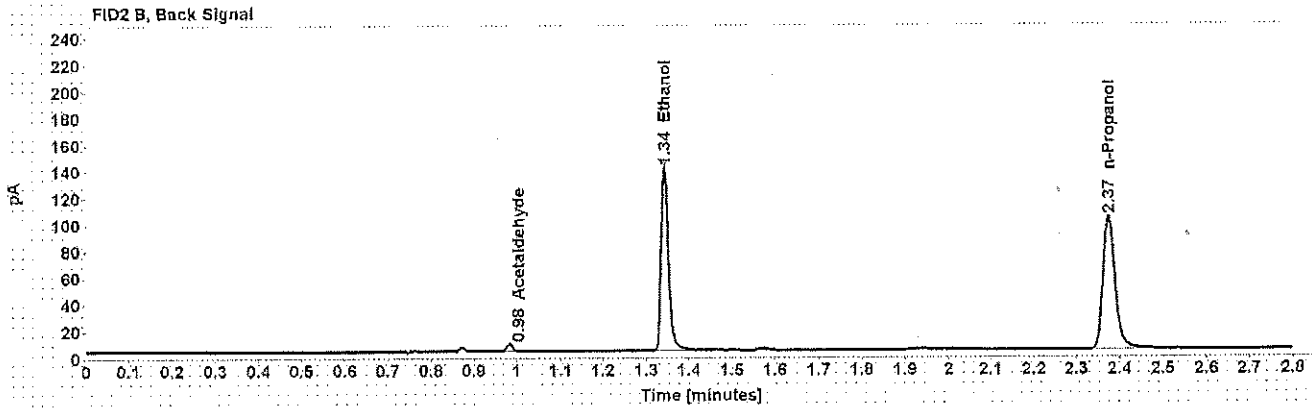
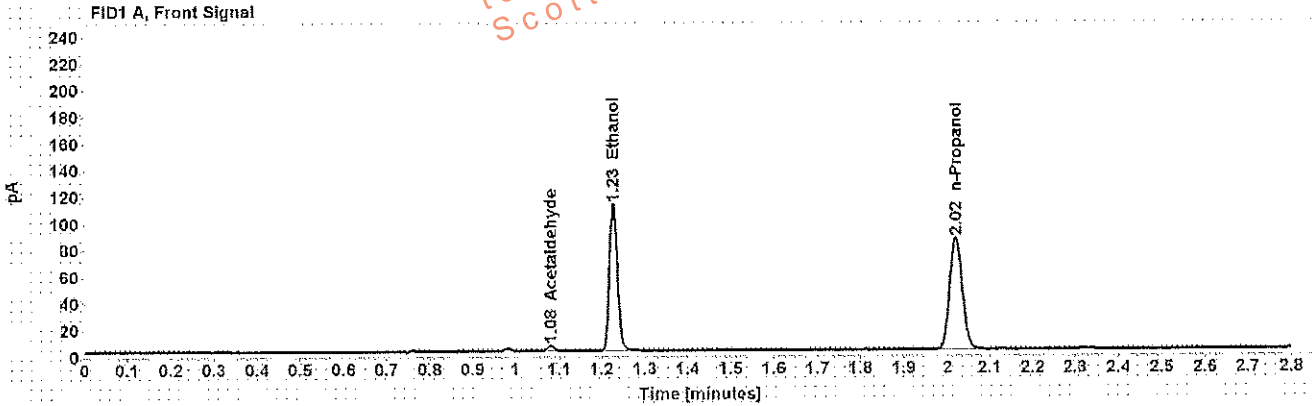


Table 1: FID 1 A (column DB-ALC1)

Compound	Amount (g/100mL)	Time (min)	Peak Area
Acetaldehyde	-----	1.081	4.208
>Ethanol	0.2120	1.227	143.003
n-Propanol	-----	2.020	172.112

Table 2: FID 2 B (column DB-ALC2)

Compound	Time (min)	Peak Area
Acetaldehyde	0.984	5.206
Ethanol	1.343	169.181
n-Propanol	2.375	195.461