

# SCOTTSDALE POLICE DEPARTMENT CRIME LABORATORY BLOOD ALCOHOL FACE SHEET

ANALYSIS DATE 1/4/2018 SEQUENCE NAME 4Jan18

### EQUIPMENT

Pipettor  Hamilton ML600EH7497  Hamilton ML600GJ10749  
 Gas Chromatograph  Agilent US14173023

### INSTRUMENT CALIBRATION

Vial 1 0.02 calibrator Lot FN03241604 Coefficient of determination (r<sup>2</sup>)  
 Vial 2 0.10 calibrator Lot FN06181501 1.00000  
 Vial 3 0.20 calibrator Lot FN07201502  
 Vial 4 0.40 calibrator Lot FN11191402

### CALIBRATION VERIFICATION AND RESOLUTION TEST

Vial	Sample	Expected result	Measured result	Manufacturer/lot
5	Blank	Not detected	Not detected	SPD lab 090517
6	Volatiles mixture	6 compounds	6 compounds	SPD lab 020917WLA
7	Aqueous control	0.400 g/dL	0.401 g/dL	Lipomed 08012015-C
8	Aqueous control	0.040 g/dL	0.039 g/dL	Lipomed 09022015-A
9	Blood control	0.198 g/dL	0.202 g/dL	ACQ 407041529/3
20	Aqueous control	0.080 g/dL	0.081 g/dL	Lipomed 28082014-B
31	Aqueous control	0.150 g/dL	0.152 g/dL	Lipomed 09022015-C
42	Blood control	0.198 g/dL	0.201 g/dL	ACQ 407041529/3
53	Aqueous control	0.080 g/dL	0.081 g/dL	Lipomed 28082014-B
64	Aqueous control	0.150 g/dL	0.152 g/dL	Lipomed 09022015-C
69	Aqueous control	0.400 g/dL	0.413 g/dL	Lipomed 08012015-C
70	Aqueous control	0.040 g/dL	0.040 g/dL	Lipomed 09022015-A
71	Blood control	0.198 g/dL	0.203 g/dL	ACQ 407041529/3
72	Blank	Not detected	Not detected	SPD lab 090517

### SUBJECT SAMPLES

Subjects in the sequence 27 Subjects requiring reanalysis 0

ADDITIONAL NOTES: All testing proceeded as expected.

Run valid  Run invalid  WA B1570 1/5/18 Analyst  
 Run valid  Run invalid  KOSECKI 1/5/18 Technical Reviewer

# Scottsdale Police Department Crime Laboratory Sequence Quality Assurance Summary

SEQUENCE NAME: 4Jan18

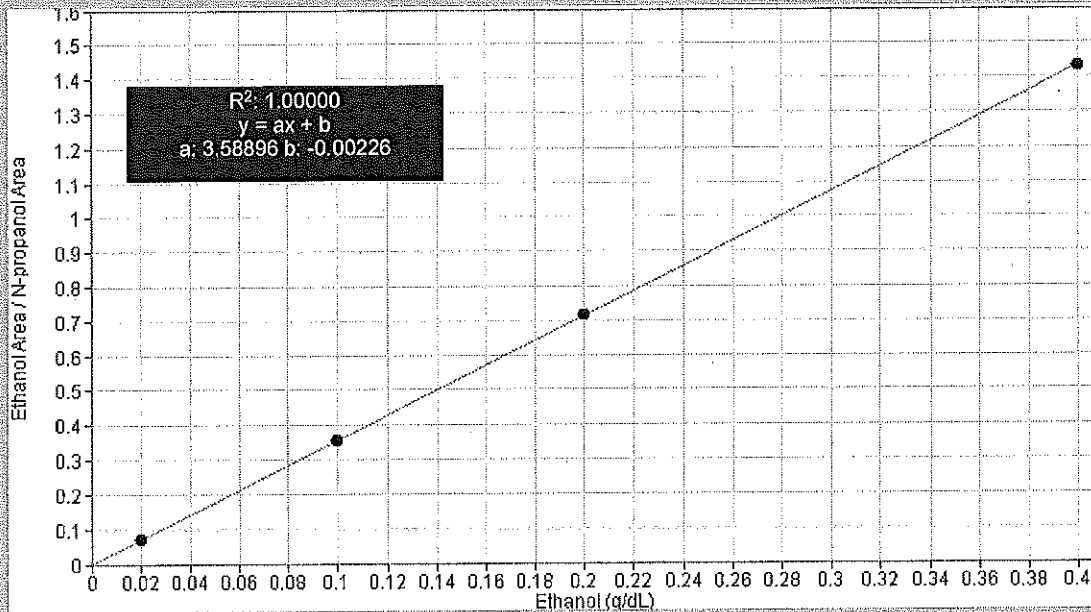
ANALYST: Adrian

WA

Sample Name	Vial	Measured Value (g/dL)	Expected Value (g/dL)	Percent Difference	Absolute Difference (g/dL)
blank 090517	5	negative	negative	-	-
0.400 Lipomed 08012015-C	7	0.401	0.400	0.25	0.001
0.040 Lipomed 09022015-A	8	0.039	0.040	2.50	-0.001
0.198 ACQ 407041529/3	9	0.202	0.198	2.02	0.004
0.080 Lipomed 28082014-B	20	0.081	0.080	1.25	0.001
0.150 Lipomed 09022015-C	31	0.152	0.150	1.33	0.002
0.198 ACQ 407041529/3	42	0.201	0.198	1.52	0.003
0.080 Lipomed 28082014-B	53	0.081	0.080	1.25	0.001
0.150 Lipomed 09022015-C	64	0.152	0.150	1.33	0.002
0.40 Lipomed 08012015-C	69	0.413	0.400	3.25	0.013
0.04 Lipomed 09022015-A	70	0.040	0.040	0.00	0.000
0.198 ACQ 407041529/3	71	0.203	0.198	2.53	0.005
blank 090517	72	negative	negative	-	-

Calibrator	Ethanol Area	N-propanol Area	Ratio
0.020	12.183	174.480	0.070
0.100	62.631	176.190	0.356
0.200	125.588	175.233	0.717
0.400	251.245	175.325	1.433

**Calibration Line**



# Scottsdale Police Department Crime Lab Volatiles Analysis

Dissemination is restricted to Criminal Justice Agencies and authorized Non-C.J. Agencies ONLY. Secondary dissemination to unauthorized Agencies is PROHIBITED.  
 Scottsdale City Prosecutor

WA

Sample:	0.020 Cerilliant FN03241604	Item number:	4Jan18
Injection date:	1/4/2018 9:12:19 AM	Vial:	1
Method:	ethanol quant.M	Sequence:	4Jan18
Instrument:	US14173023 CN14160045	Analyst:	Adrian
Data file:	C:\Chem32\1\Data\4Jan18\1.D		

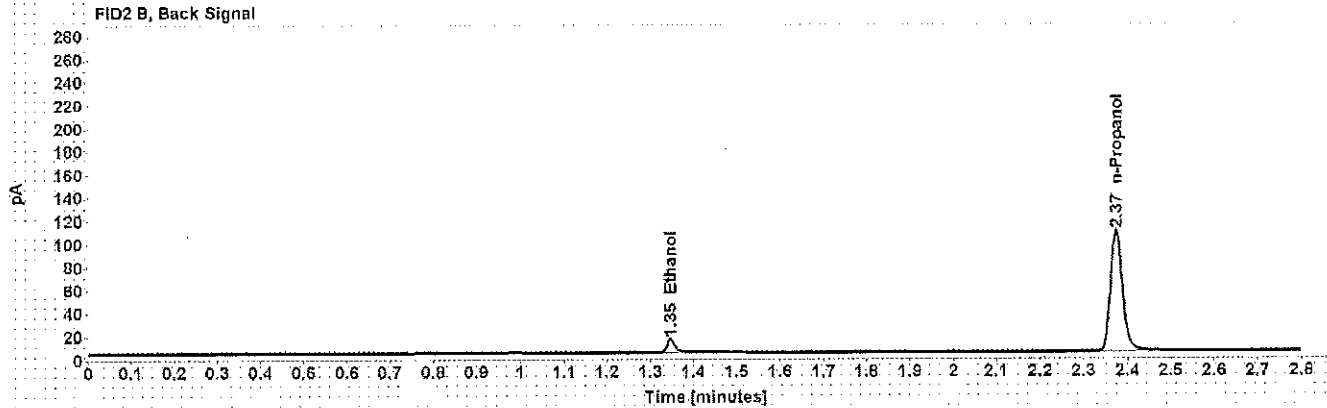
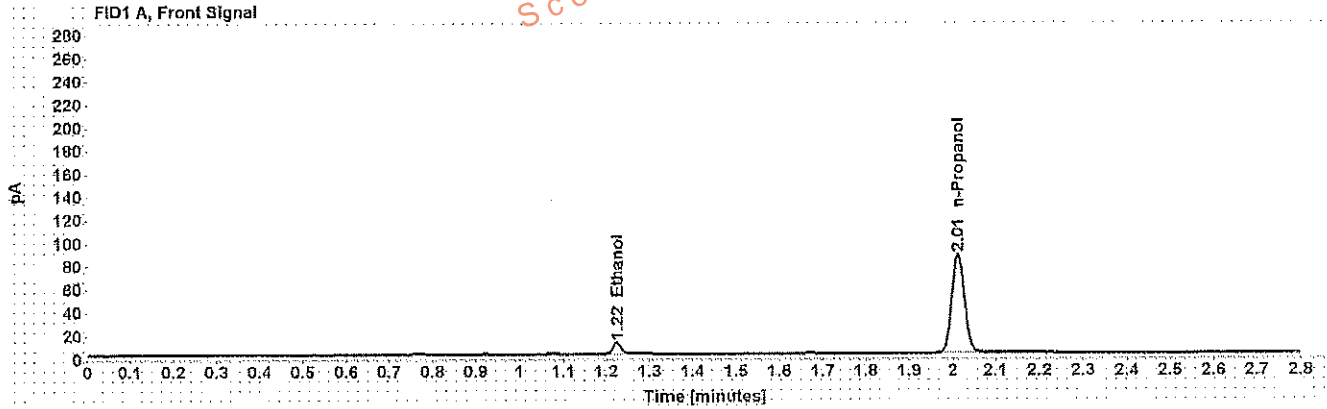


Table 1: FID 1 A (column DB-ALC1)

Compound	Time (min)	Peak Area
Ethanol	1.225	12.183
n-Propanol	2.013	174.480

Table 2: FID 2 B (column DB-ALC2)

Compound	Time (min)	Peak Area
Ethanol	1.346	14.025
n-Propanol	2.375	201.619

# Scottsdale Police Department Crime Lab Volatiles Analysis

WA

<b>Sample:</b> 0.100 Cerilliant FN06181501	<b>Item number:</b>
<b>Injection date:</b> 1/4/2018 9:16:18 AM	<b>Vial:</b> 2
<b>Method:</b> ethanol quant.M	<b>Sequence:</b> 4Jan18
<b>Instrument:</b> US14173023 CN14160045	<b>Analyst:</b> Adrian
<b>Data file:</b> C:\Chem321\1Data\4Jan18\2.D	

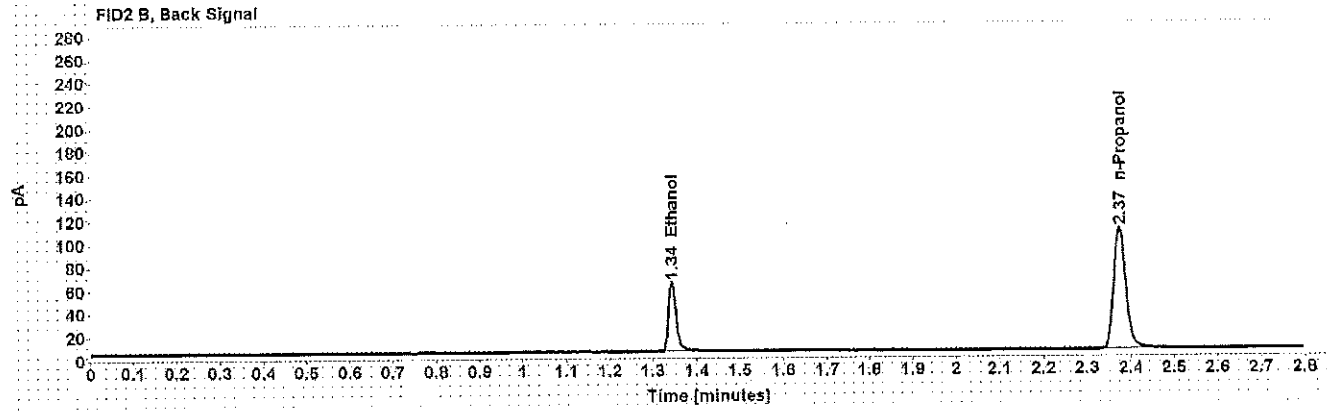
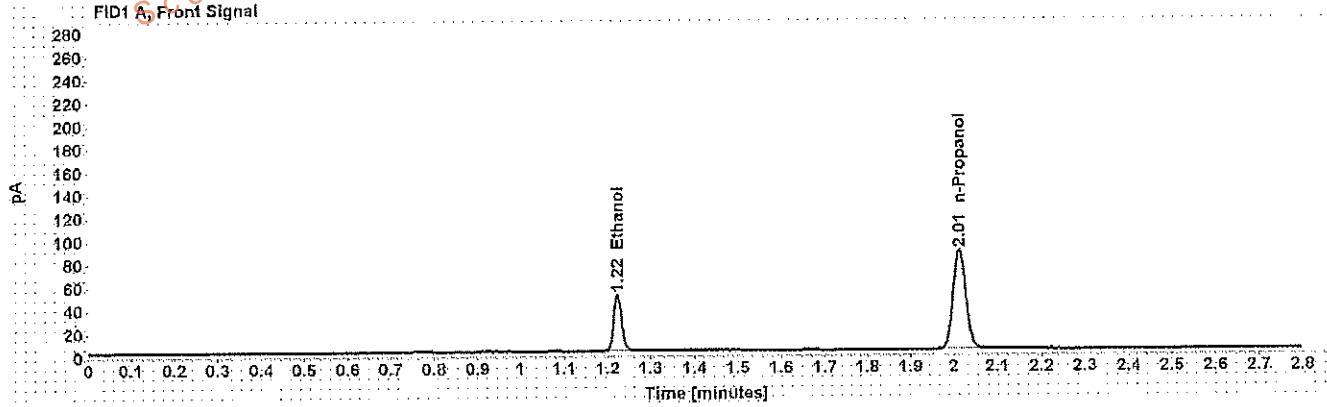


Table 1: FID 1 A (column DB-ALC1)

Compound	Time (min)	Peak Area
Ethanol	1.223	62.631
n-Propanol	2.012	176.190

Table 2: FID 2 B (column DB-ALC2)

Compound	Time (min)	Peak Area
Ethanol	1.344	73.187
n-Propanol	2.374	203.673

# Scottsdale Police Department Crime Lab Volatiles Analysis

WA

<b>Sample:</b> 0.200 Cerilliant FN07201502	<b>Item number:</b>
<b>Injection date:</b> 1/4/2018 9:20:18 AM	<b>Vial:</b> 3
<b>Method:</b> ethanol quant.M	<b>Sequence:</b> 4Jan18
<b>Instrument:</b> US14173023 CN14160045	<b>Analyst:</b> Adrian
<b>Data file:</b> C:\Chem32\1\Data\4Jan18\3.D	

Dissemination is restricted to Criminal Agencies and authorized Non-C.J. Agencies ONLY. Secondary dissemination to unauthorized agencies is PROHIBITED.  
 Scottsdale City Prosecutor's Office

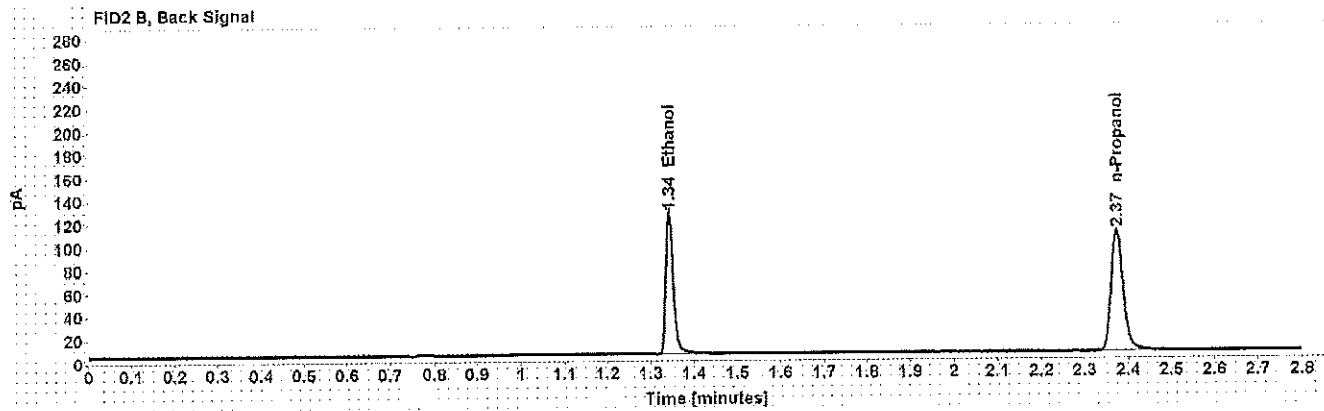
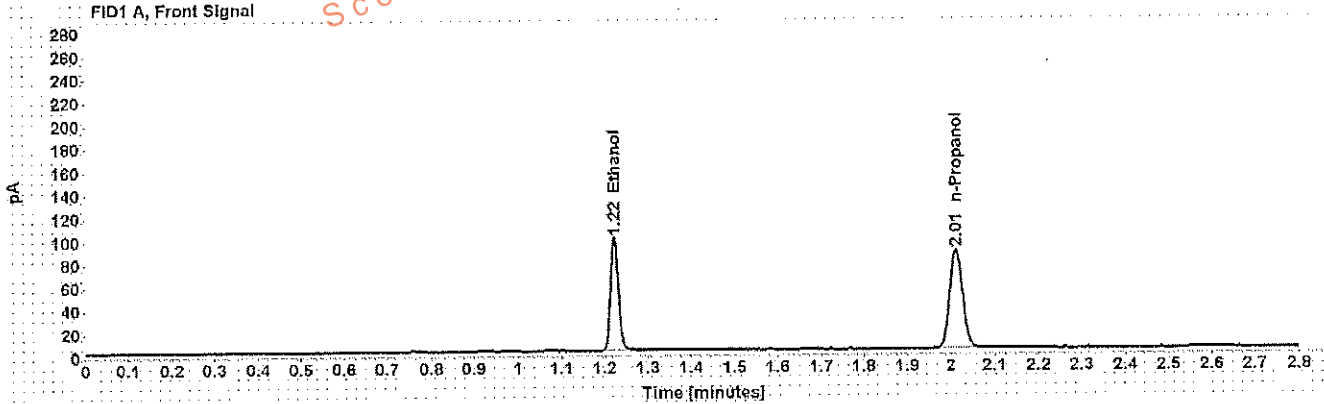


Table 1: FID 1 A (column DB-ALC1)

Compound	Time (min)	Peak Area
Ethanol	1.223	125.588
n-Propanol	2.013	175.233

Table 2: FID 2 B (column DB-ALC2)

Compound	Time (min)	Peak Area
Ethanol	1.343	149.357
n-Propanol	2.375	202.841

# Scottsdale Police Department Crime Lab Volatiles Analysis

Dissemination is restricted to Criminal Justice Agencies and authorized Agencies ONLY. Secondary dissemination to unauthorized Agencies is PROHIBITED.

WA

Sample: 0.400 Cerilliant FN11191402	Item number:
Injection date: 1/4/2018 9:24:19 AM	Vial: 4
Method: ethanol quant.M	Sequence: 4Jan18
Instrument: US14173023 CN14160045	Analyst: Adrian
Data file: C:\Chem32\1\Data\4Jan18\4.D	

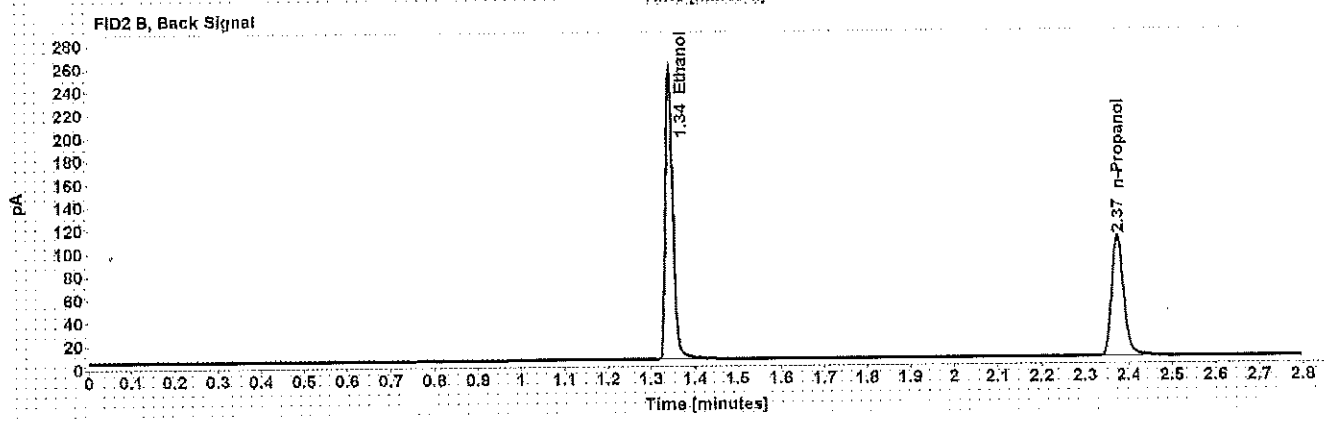
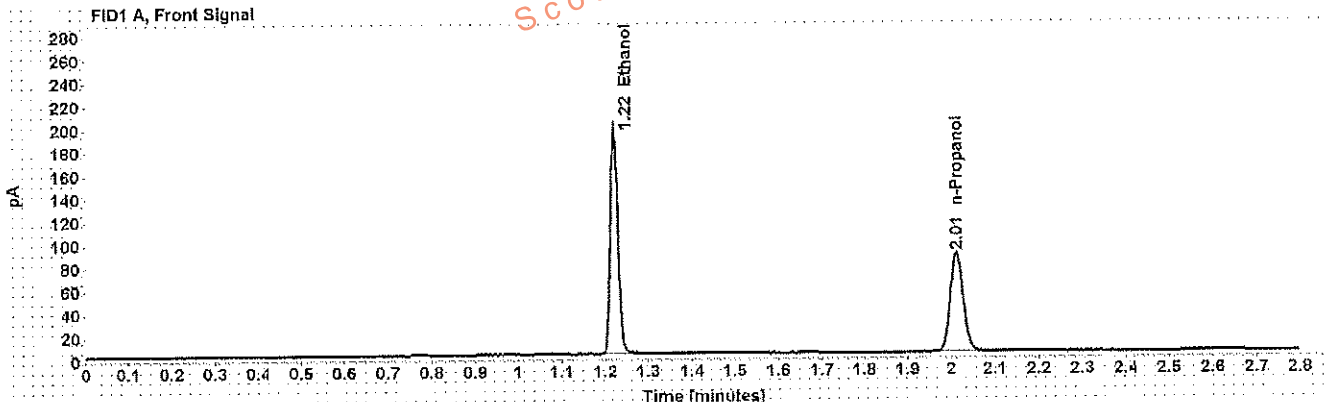


Table 1: FID 1 A (column DB-ALC1)

Compound	Time (min)	Peak Area
Ethanol	1.222	251.245
n-Propanol	2.012	175.325

Table 2: FID 2 B (column DB-ALC2)

Compound	Time (min)	Peak Area
Ethanol	1.342	300.952
n-Propanol	2.374	203.233

# Scottsdale Police Department Crime Lab Volatiles Analysis

nA

Sample: blank 090517	Item number:
Injection date: 1/4/2018 9:28:18 AM	Vial: 5
Method: ethanol quant.M	Sequence: 4Jan18
Instrument: US14173023 CN14160045	Analyst: Adrian
Data file: C:\Chem321\Data\4Jan18\5.D	

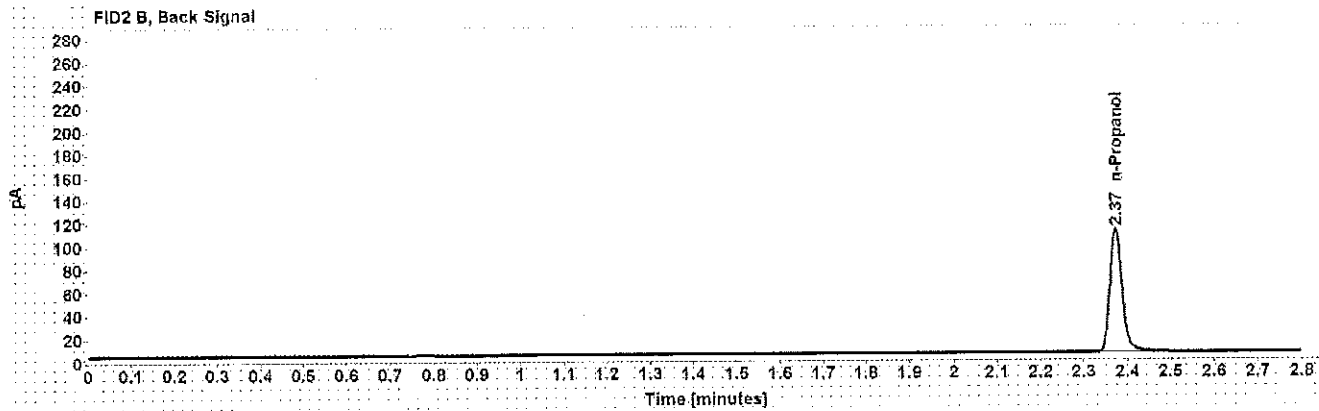
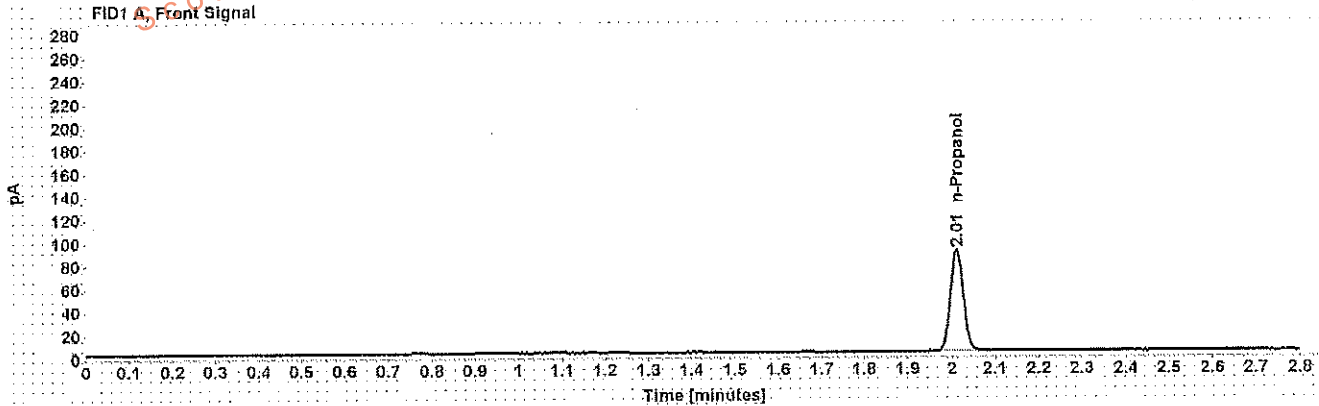


Table 1: FID 1 A (column DB-ALC1)

Compound	Amount (g/100mL)	Time (min)	Peak Area
n-Propanol	----	2.012	179.867

Table 2: FID 2 B (column DB-ALC2)

Compound	Time (min)	Peak Area
n-Propanol	2.373	207.792

# Scottsdale Police Department Crime Lab Volatiles Analysis

WA

Sample:	volatiles mix 020917 WLA	Item number:	
Injection date:	1/4/2018 9:32:19 AM	Vial:	6
Method:	ethanol quant.M	Sequence:	4Jan18
Instrument:	US14173023 CN14160045	Analyst:	Adrian
Data file:	C:\Chem3211\Data\4Jan18\6.D		

Dissemination is restricted to Criminal Justice Agencies and authorized Non-C.J. Agencies ONLY. Secondary dissemination to unauthorized agencies is PROHIBITED.  
 Scottsdale City Prosecutor's Office

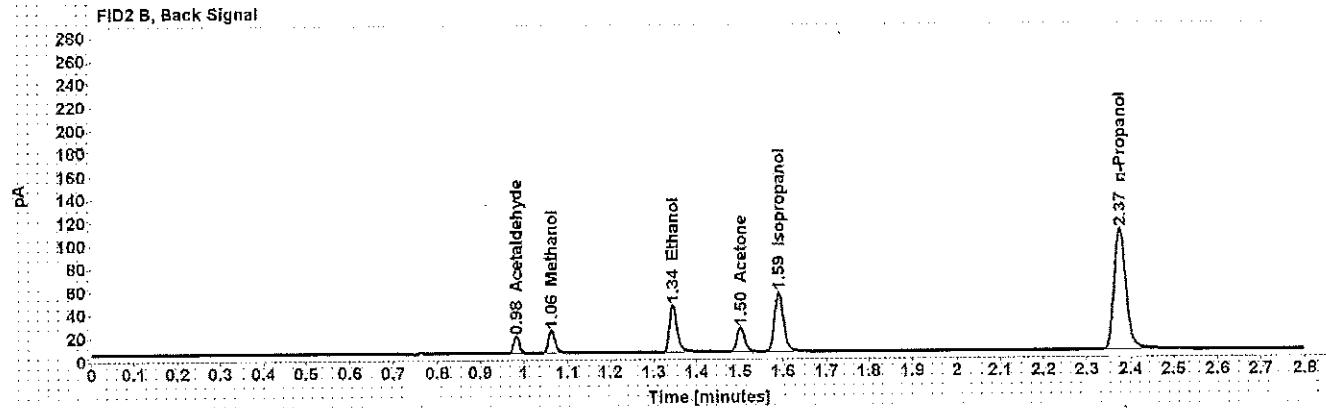
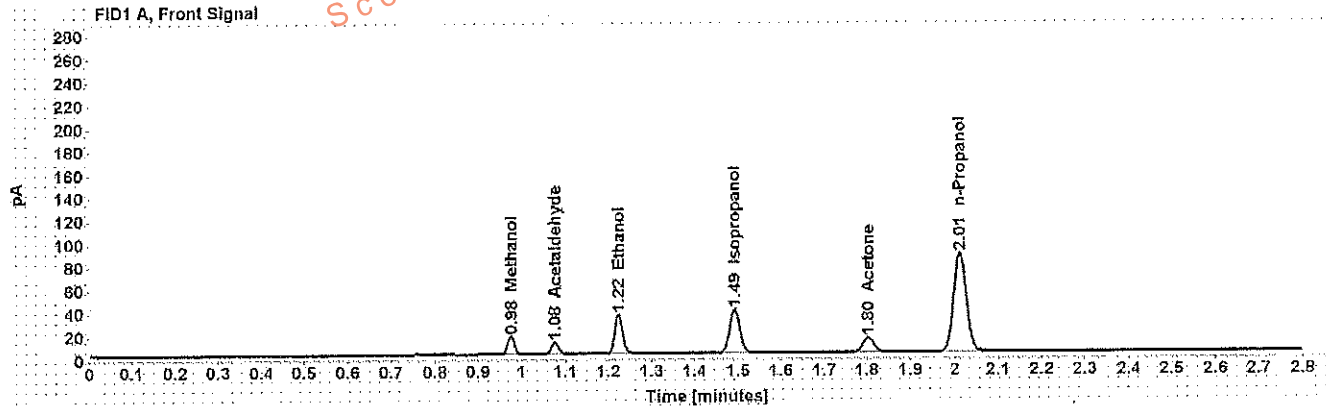


Table 1: FID 1 A (column DB-ALC1)

Compound	Amount (g/100mL)	Time (min)	Peak Area
Methanol	-----	0.976	17.439
Acetaldehyde	-----	1.077	10.968
>Ethanol	0.0695	1.224	43.337
Isopropanol	-----	1.492	62.419
Acetone	-----	1.803	22.899
n-Propanol	-----	2.013	175.411

Table 2: FID 2 B (column DB-ALC2)

Compound	Time (min)	Peak Area
Acetaldehyde	0.984	13.710
Methanol	1.064	20.643
Ethanol	1.344	50.300
Acetone	1.501	26.042
Isopropanol	1.590	74.658
n-Propanol	2.375	202.858



# Scottsdale Police Department Crime Lab Volatiles Analysis

Dissemination is restricted to Criminal Justice Agencies and authorized Non-C.J. Agencies ONLY. Secondary dissemination to unauthorized agencies is PROHIBITED.  
 Scottsdale City Prosecutor

**Sample:** 0.400 Lipomed 08012015-C  
**Injection date:** 1/4/2018 9:36:33 AM  
**Method:** ethanol quant.M  
**Instrument:** US14173023 CN14160045  
**Data file:** C:\Chem32\1\Data\4Jan18\7.D

**Item number:**  
**Vial:** 7  
**Sequence:** 4Jan18  
**Analyst:** Adrian

WA

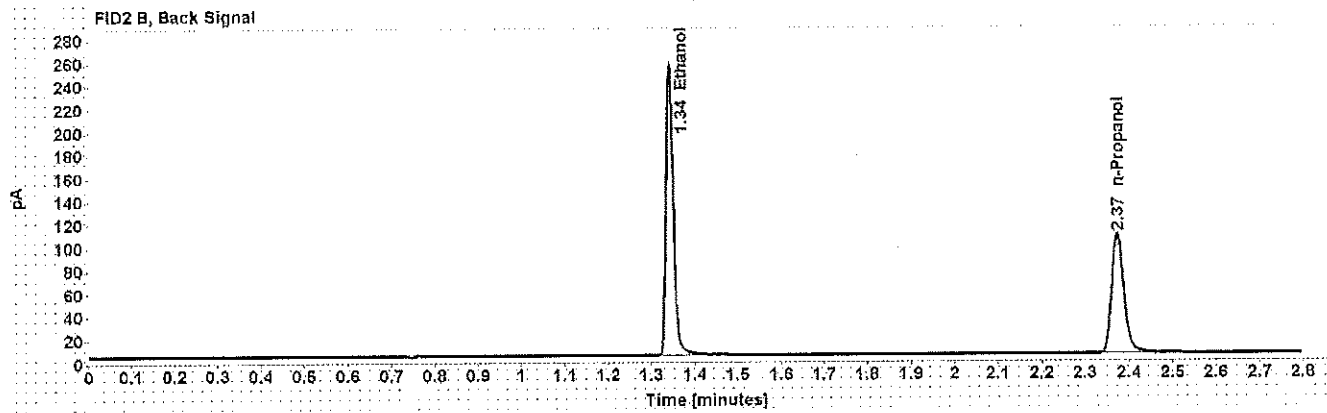
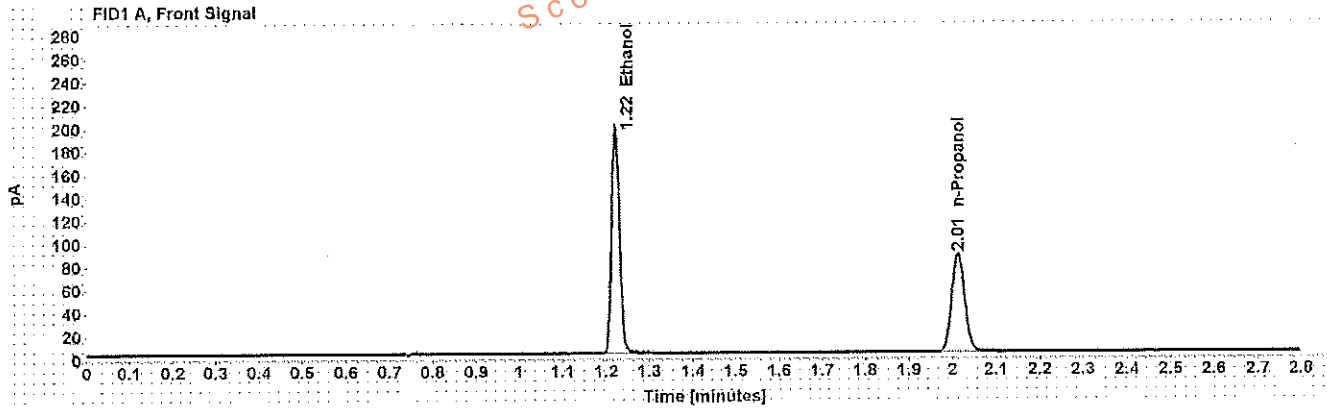


Table 1: FID 1 A (column DB-ALC1)

Compound	Amount (g/100mL)	Time (min)	Peak Area
>Ethanol	0.4019	1.222	250.828
n-Propanol	-----	2.012	174.164

Table 2: FID 2 B (column DB-ALC2)

Compound	Time (min)	Peak Area
Ethanol	1.342	300.379
n-Propanol	2.374	201.040

# Scottsdale Police Department Crime Lab Volatiles Analysis

WA

Sample: 0.040 Lipomed 09022015-A	Item number:
Injection date: 1/4/2018 9:40:33 AM	Vial: 8
Method: ethanol quant.M	Sequence: 4Jan18
Instrument: US14173023 CN14160045	Analyst: Adrian
Data file: C:\Chem3211\Data\4Jan18\8.D	

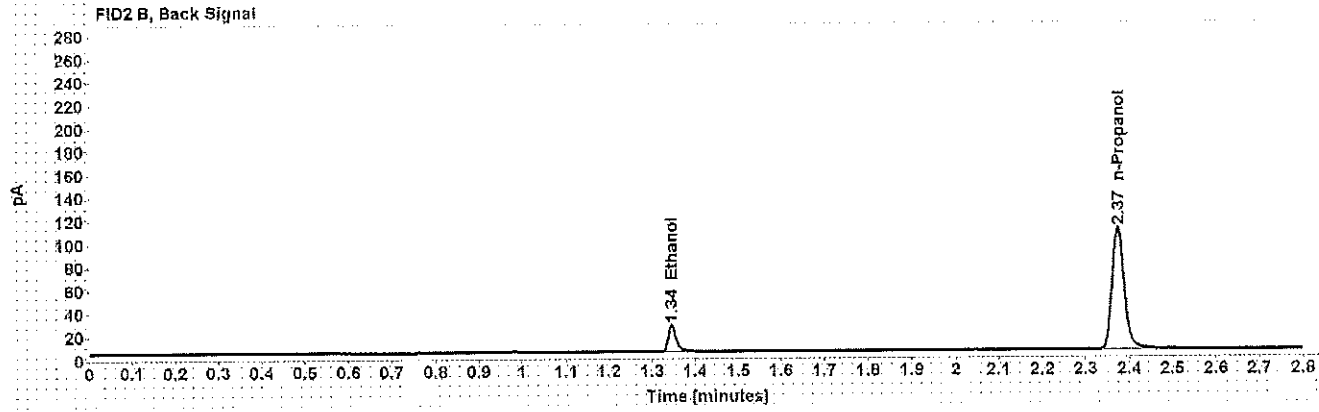
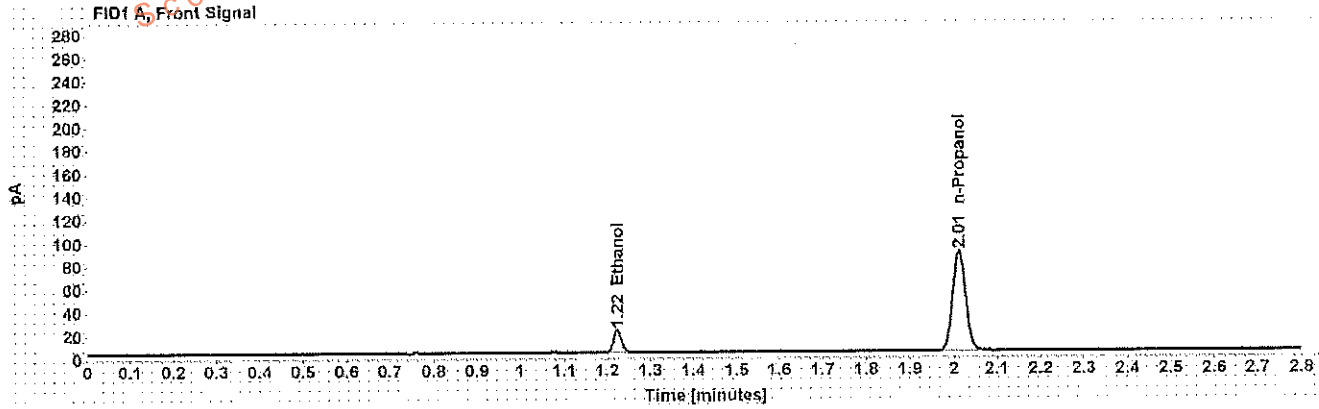


Table 1: FID 1 A (column DB-ALC1)

Compound	Amount (g/100mL)	Time (min)	Peak Area
>Ethanol	0.0395	1.224	24.725
n-Propanol	-----	2.012	177.332

Table 2: FID 2 B (column DB-ALC2)

Compound	Time (min)	Peak Area
Ethanol	1.345	28.509
n-Propanol	2.374	204.610

# Scottsdale Police Department Crime Lab Volatiles Analysis

WA

Sample: 0.198 ACQ 407041529/3	Item number:
Injection date: 1/4/2018 9:44:33 AM	Vial: 9
Method: ethanol quant.M	Sequence: 4Jan18
Instrument: US14173023 CN14160045	Analyst: Adrian
Data file: C:\Chem32\1 Data\4Jan18\9.D	

Dissemination is restricted to Criminal Justice Agencies and authorized Non-C.J. Agencies ONLY. Secondary dissemination to unauthorized agencies is PROHIBITED. Scottsdale City Prosecutor's Office

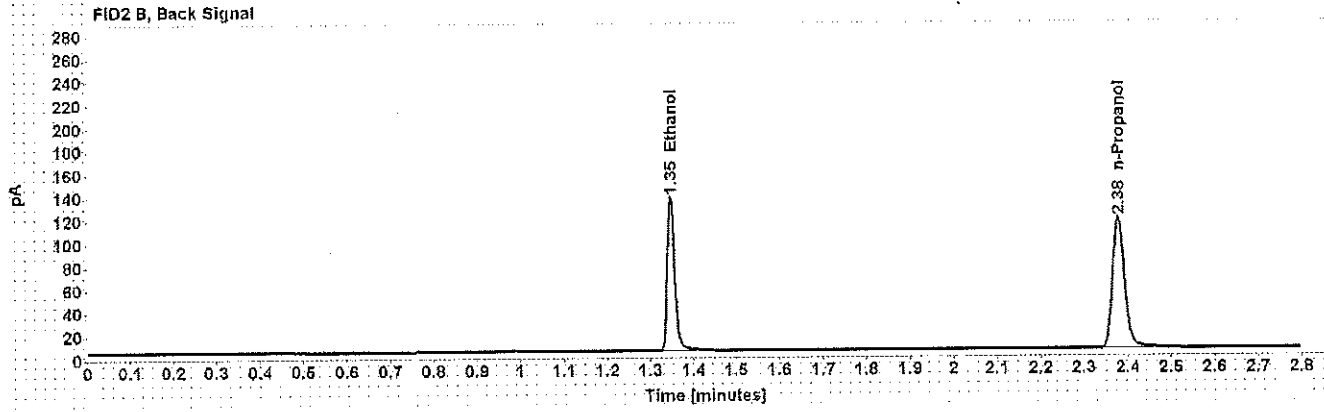
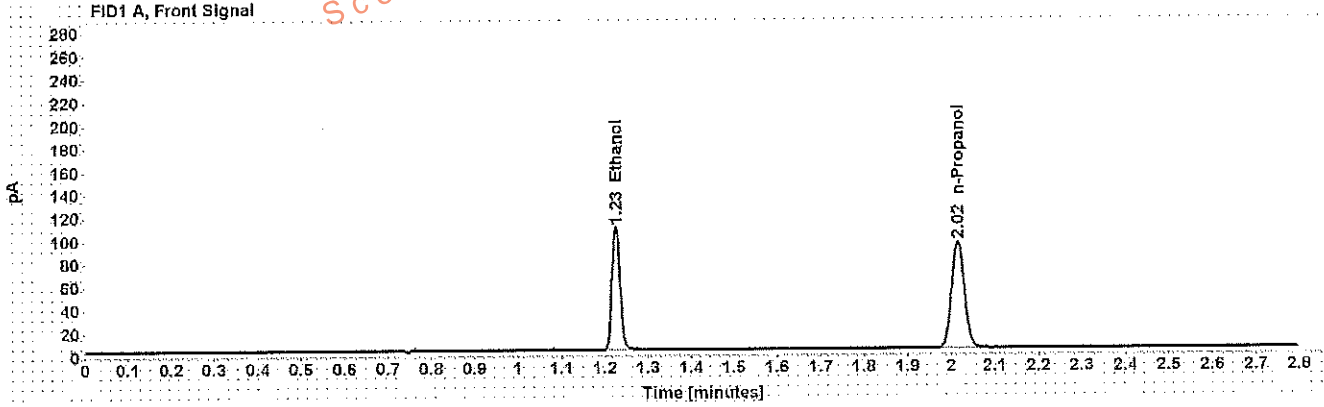


Table 1: FID 1 A (column DB-ALC1)

Compound	Amount (g/100mL)	Time (min)	Peak Area
>Ethanol	0.2028	1.225	137.404
n-Propanol	-----	2.015	189.402

Table 2: FID 2 B (column DB-ALC2)

Compound	Time (min)	Peak Area
Ethanol	1.347	163.763
n-Propanol	2.379	219.583

# Scottsdale Police Department Crime Lab Volatiles Analysis

Dissemination is restricted to Criminal Justice Agencies and authorized Non-C.J. Agencies ONLY. Secondary dissemination to unauthorized persons is PROHIBITED.

WA

Sample: 0.080 Lipomed 28082014-B	Item number:
Injection date: 1/4/2018 10:29:03 AM	Vial: 20
Method: ethanol quant.M	Sequence: 4Jan18
Instrument: US14173023 CN14160045	Analyst: Adrian
Data file: C:\Chem32\1\Data\4Jan18\20.D	

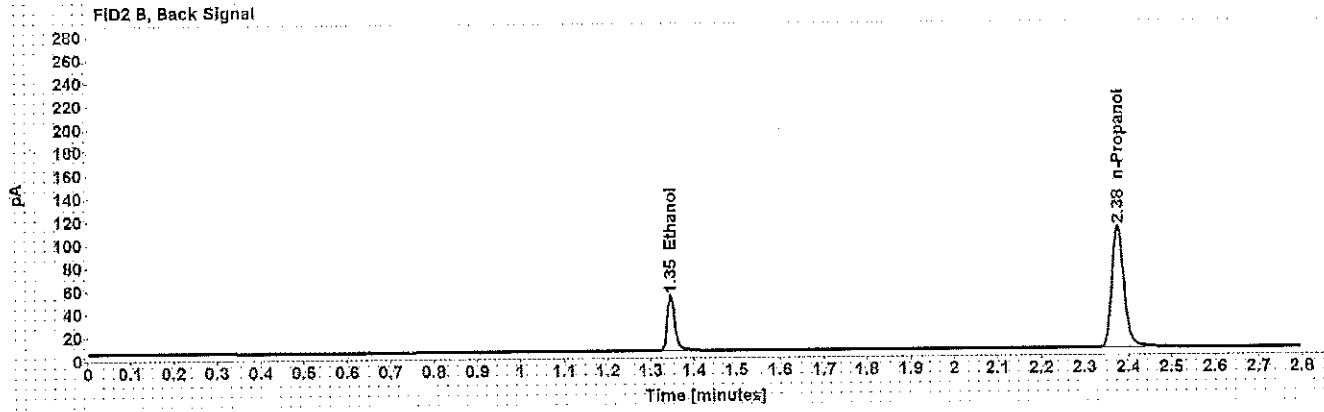
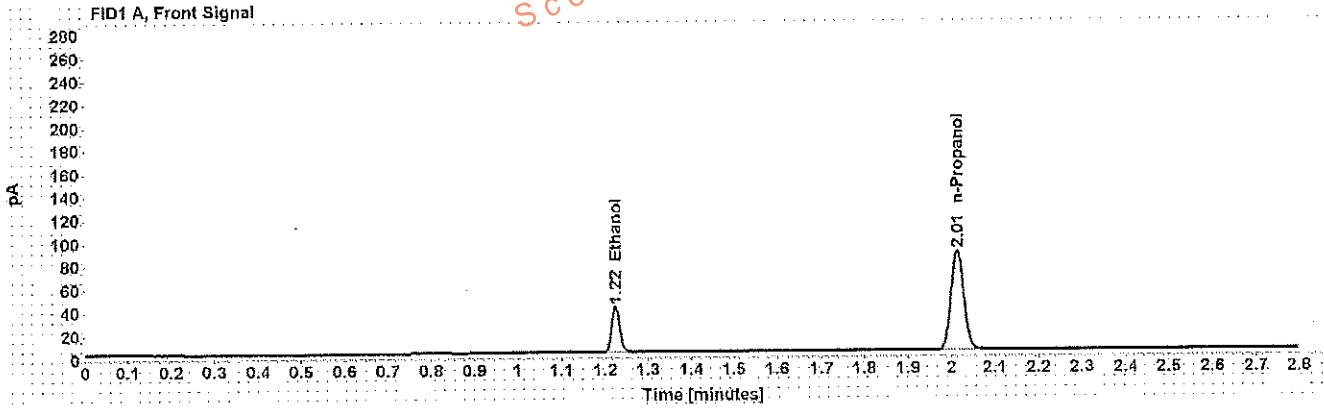


Table 1: FID 1 A (column DB-ALC1)

Compound	Amount (g/100mL)	Time (min)	Peak Area
>Ethanol	0.0814	1.224	51.037
n-Propanol	-----	2.013	176.152

Table 2: FID 2 B (column DB-ALC2)

Compound	Time (min)	Peak Area
Ethanol	1.345	59.399
n-Propanol	2.376	204.014

# Scottsdale Police Department Crime Lab Volatiles Analysis

WA

Sample: 0.150 Lipomed 09022015-C	Item number:
Injection date: 1/4/2018 11:13:34 AM	Vial: 31
Method: ethanol quant.M	Sequence: 4Jan18
Instrument: US14173023 CN14160045	Analyst: Adrian
Data file: C:\Chem3211\Data\4Jan18\31.D	

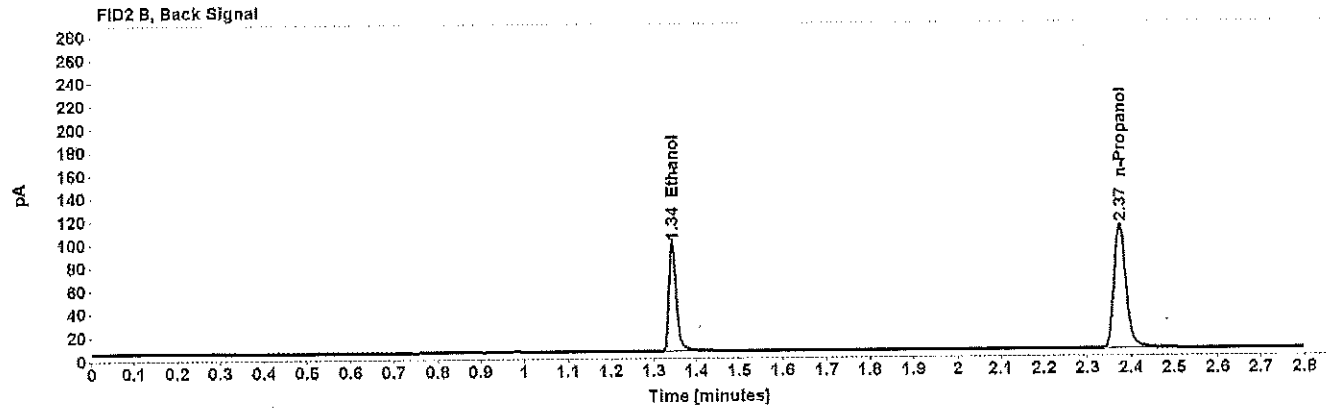
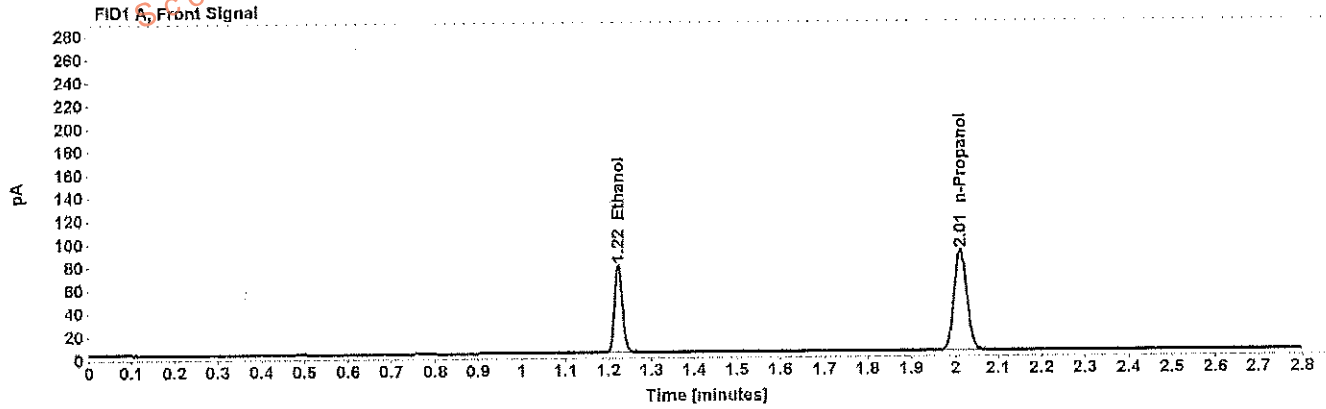


Table 1: FID 1 A (column DB-ALC1)

Compound	Amount (g/100mL)	Time (min)	Peak Area
>Ethanol	0.1523	1.223	97.325
n-Propanol	-----	2.012	178.823

Table 2: FID 2 B (column DB-ALC2)

Compound	Time (min)	Peak Area
Ethanol	1.343	115.580
n-Propanol	2.374	208.208

# Scottsdale Police Department Crime Lab Volatiles Analysis

WA

Sample:	0.198 ACQ 407041529/3	Item number:	
Injection date:	1/4/2018 11:57:49 AM	Vial:	42
Method:	ethanol quant.M	Sequence:	4Jan18
Instrument:	US14173023 CN14160045	Analyst:	Adrian
Data file:	C:\Chem321\1Data\4Jan18\42.D		

Dissemination is restricted to Criminal Justice Agencies and authorized Non-C.J. Agencies ONLY. Secondary dissemination to unauthorized agencies is PROHIBITED. Scottsdale City Prosecutor

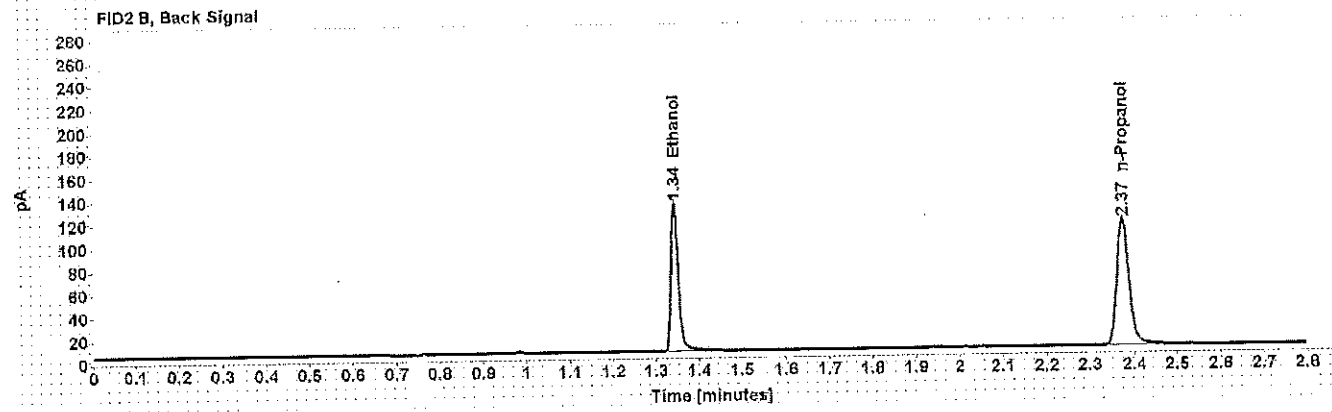
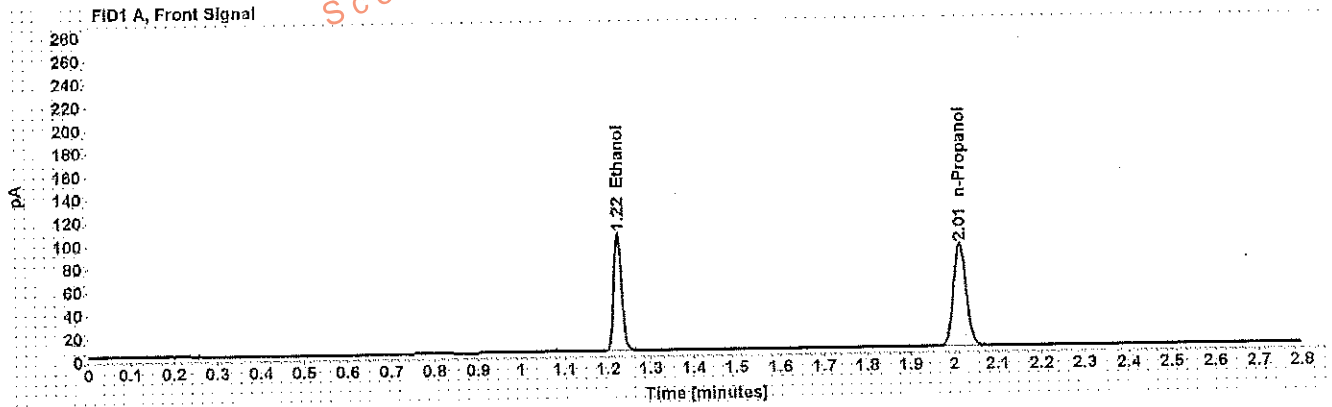


Table 1: FID 1 A (column DB-ALC1)

Compound	Amount (g/100mL)	Time (min)	Peak Area
>Ethanol	0.2014	1.223	131.026
n-Propanol	-----	2.013	181.807

Table 2: FID 2 B (column DB-ALC2)

Compound	Time (min)	Peak Area
Ethanol	1.343	156.316
n-Propanol	2.375	212.138

# Scottsdale Police Department Crime Lab Volatiles Analysis

Dissemination is restricted to Criminal Justice Agencies and authorized Non-C.J. Agencies ONLY. Secondary dissemination to unauthorized agencies is PROHIBITED.  
 Scottsdale City Prosecutor

WA

Sample: 0.080 Lipomed 28082014-B	Item number: 53
Injection date: 1/4/2018 12:42:19 PM	Vial: 53
Method: ethanol quant.M	Sequence: 4Jan18
Instrument: US14173023 CN14160045	Analyst: Adrian
Data file: C:\Chem32\1\Data\4Jan18\53.D	

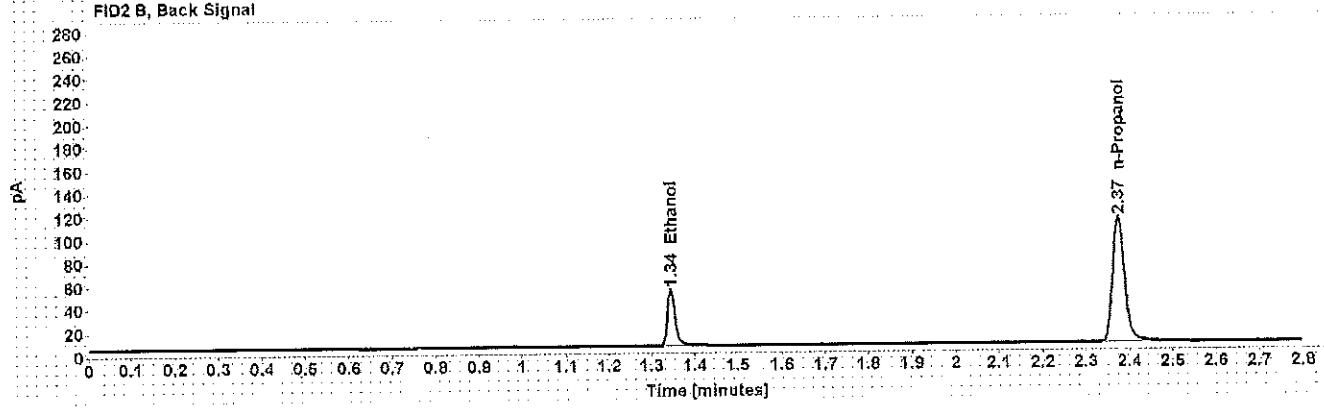
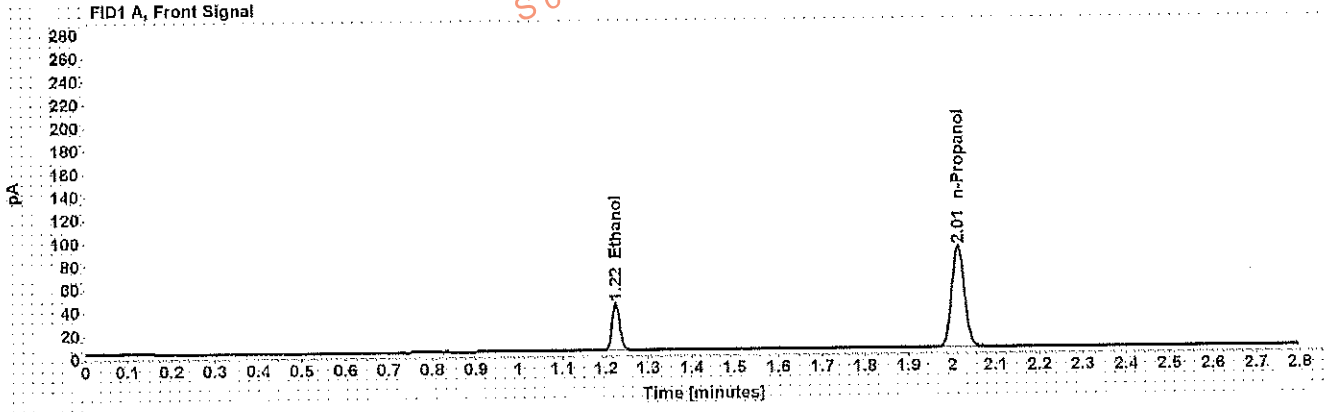


Table 1: FID 1 A (column DB-ALC1)

Compound	Amount (g/100mL)	Time (min)	Peak Area
>Ethanol	0.0812	1.223	51.934
n-Propanol	-----	2.013	179.650

Table 2: FID 2 B (column DB-ALC2)

Compound	Time (min)	Peak Area
Ethanol	1.344	61.710
n-Propanol	2.375	209.776

# Scottsdale Police Department Crime Lab Volatiles Analysis

WA

<b>Sample:</b> 0.150 Lipomed 09022015-C	<b>Item number:</b>
<b>Injection date:</b> 1/4/2018 1:26:49 PM	<b>Vial:</b> 64
<b>Method:</b> ethanol.quant.M	<b>Sequence:</b> 4Jan18
<b>Instrument:</b> US14173023 CN14160045	<b>Analyst:</b> Adrian
<b>Data file:</b> C:\Chem3211\Data\4Jan18\64.D	

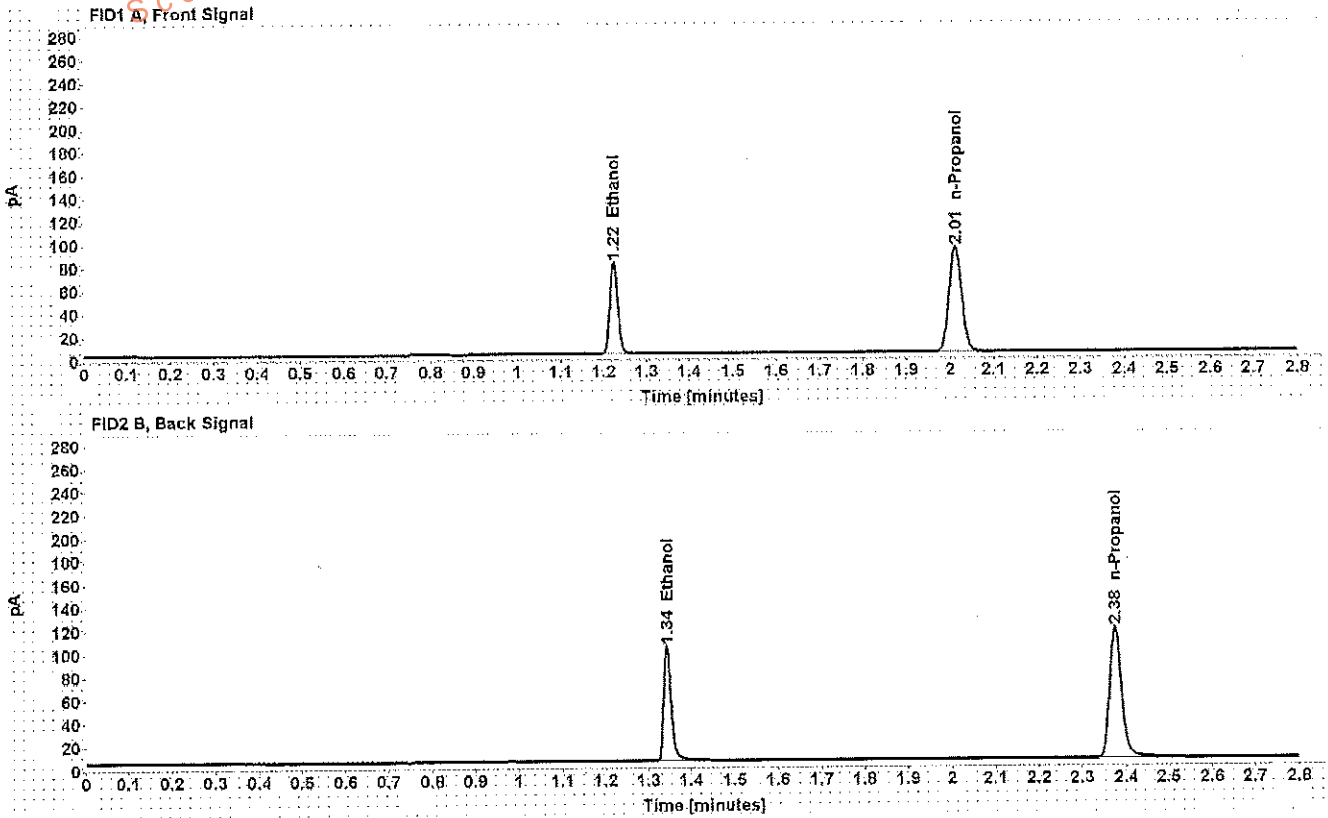


Table 1: FID 1 A (column DB-ALC1)

Compound	Amount (g/100mL)	Time (min)	Peak Area
>Ethanol	0.1529	1.223	101.716
n-Propanol	-----	2.013	186.118

Table 2: FID 2 B (column DB-ALC2)

Compound	Time (min)	Peak Area
Ethanol	1.344	121.275
n-Propanol	2.375	218.456



# Scottsdale Police Department Crime Lab Volatiles Analysis

WA

Sample: 0.40 Lipomed 08012015-C	Item number:
Injection date: 1/4/2018 1:47:04 PM	Vial: 69
Method: ethanol quant.M	Sequence: 4Jan18
Instrument: US14173023 CN14160045	Analyst: Adrian
Data file: C:\Chem32\1\1Data\4Jan18\69.D	

Dissemination is restricted to Criminal Justice Agencies and authorized Non-C.J. Agencies ONLY. Secondary dissemination to unauthorized agencies is PROHIBITED.  
 Scottsdale City Prosecutor's Office

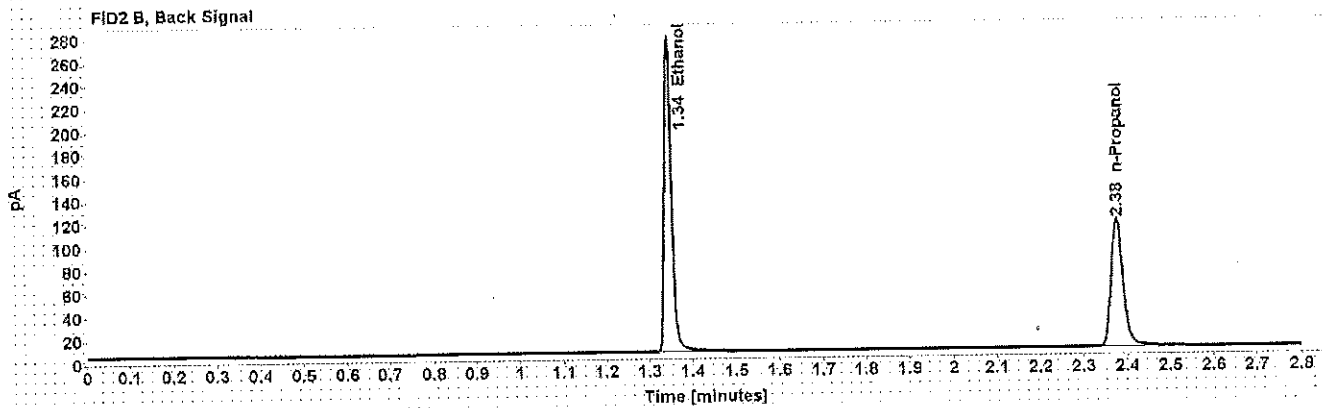
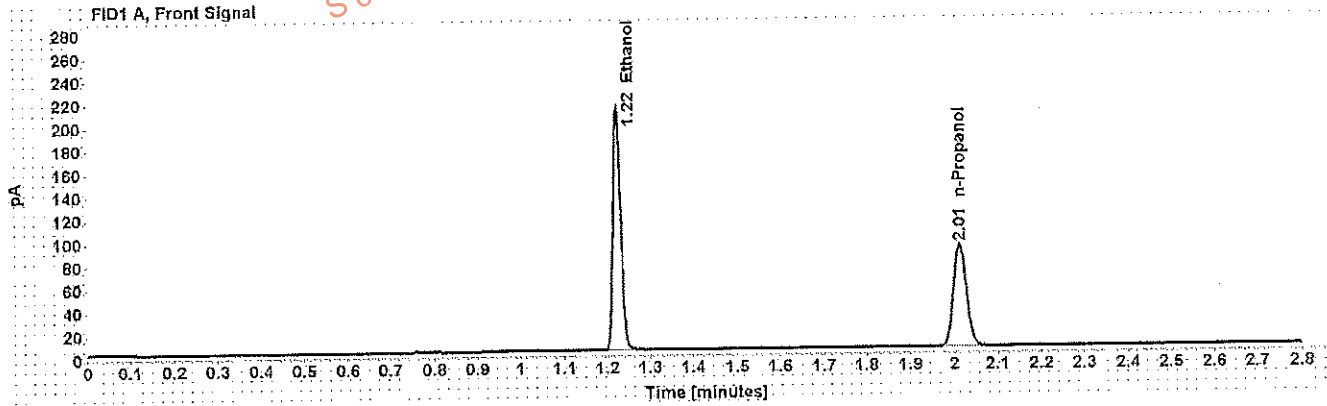


Table 1: FID 1 A (column DB-ALC1)

Compound	Amount (g/100mL)	Time (min)	Peak Area
>Ethanol	0.4139	1.223	269.181
n-Propanol	-----	2.014	181.503

Table 2: FID 2 B (column DB-ALC2)

Compound	Time (min)	Peak Area
Ethanol	1.344	324.595
n-Propanol	2.376	213.123

# Scottsdale Police Department Crime Lab Volatiles Analysis

Dissemination is restricted to Criminal Justice Agencies and authorized Non-C.J. Agencies ONLY. Secondary dissemination to unauthorized agencies is PROHIBITED.  
Scottsdale City Prosecutor

WA

Sample: 0.04 Lipomed 09022015-A	Item number:
Injection date: 1/4/2018 1:51:04 PM	Vial: 70
Method: ethanol quant.M	Sequence: 4Jan18
Instrument: US14173023 CN14160045	Analyst: Adrian
Data file: C:\Chem32\1\Data\4Jan18\70.D	

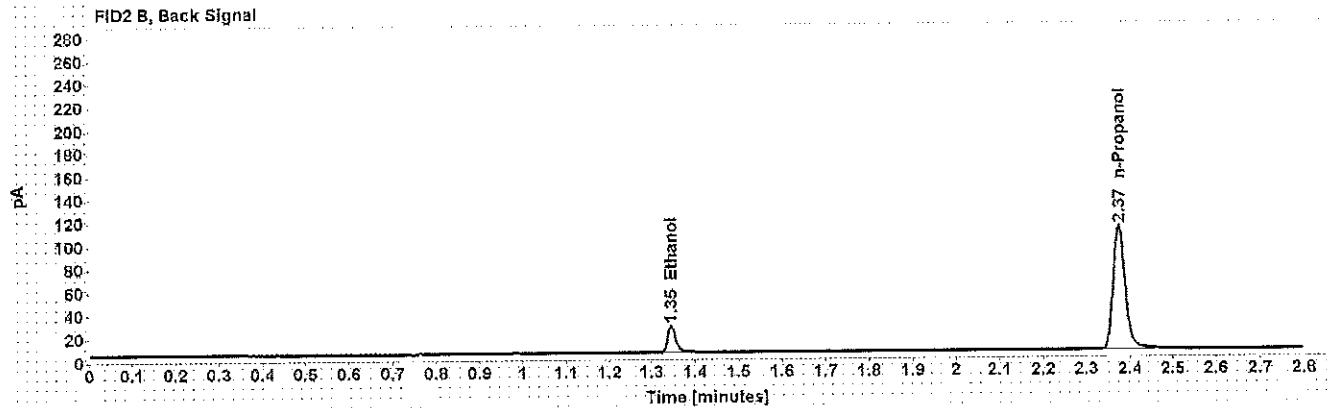
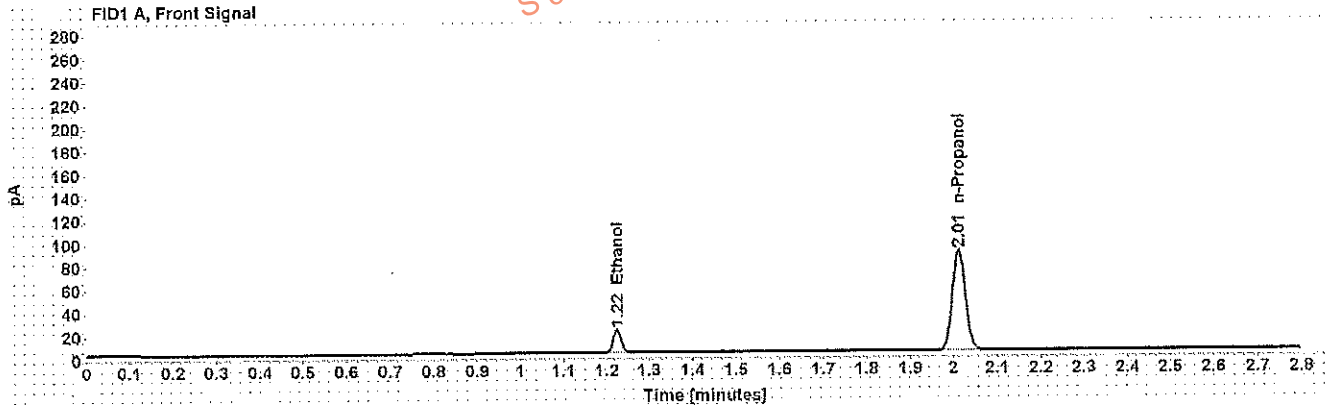


Table 1: FID 1 A (column DB-ALC1)

Compound	Amount (g/100mL)	Time (min)	Peak Area
>Ethanol	0.0403	1.224	25.300
n-Propanol	-----	2.013	177.718

Table 2: FID 2 B (column DB-ALC2)

Compound	Time (min)	Peak Area
Ethanol	1.345	29.102
n-Propanol	2.375	208.077

# Scottsdale Police Department Crime Lab Volatiles Analysis

WA

<b>Sample:</b> 0.198 ACQ 407041529/3	<b>Item number:</b>
<b>Injection date:</b> 1/4/2018 1:55:04 PM	<b>Vial:</b> 71
<b>Method:</b> ethandl quant.M	<b>Sequence:</b> 4Jan18
<b>Instrument:</b> US14173023 CN14160045	<b>Analyst:</b> Adrian
<b>Data file:</b> C:\Chem32\1\Data\4Jan18\71.D	

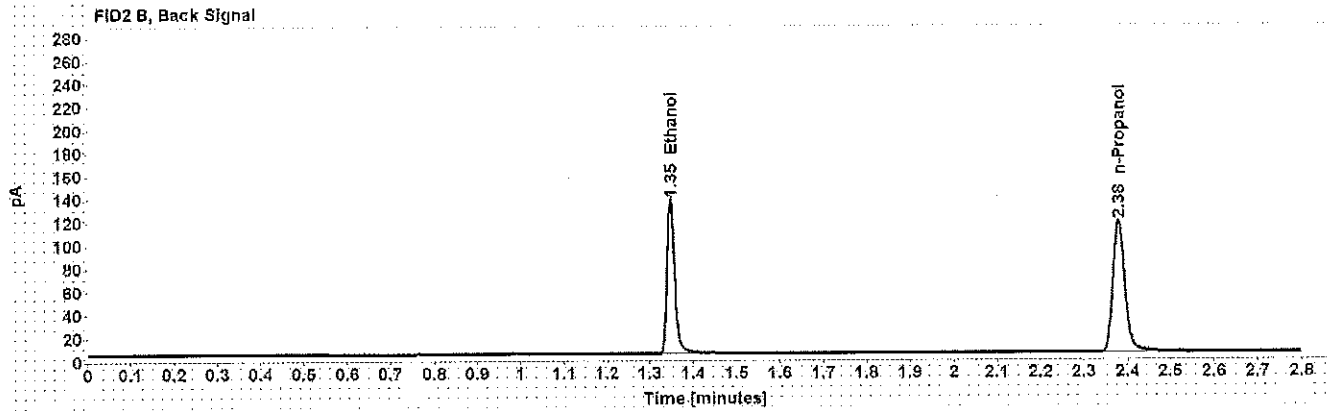
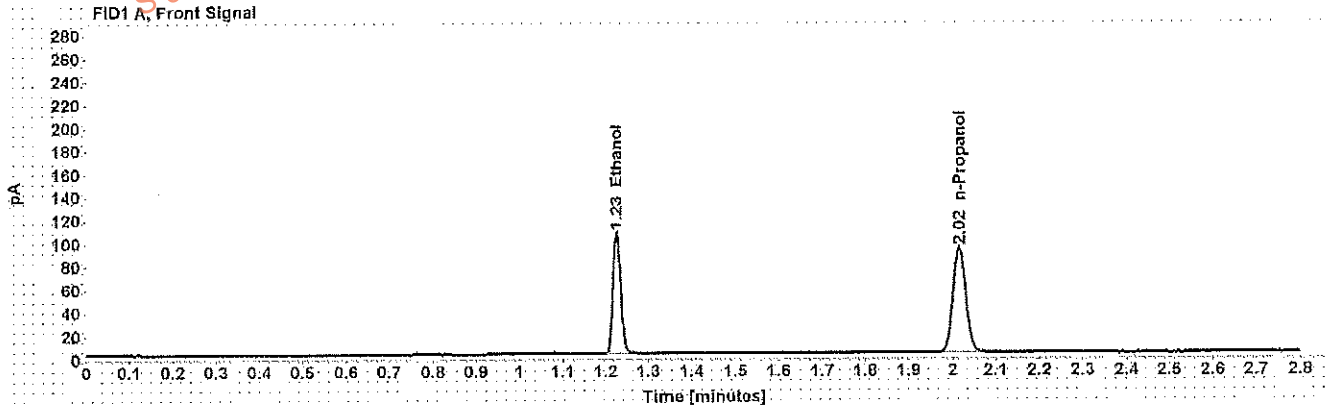


Table 1: FID 1 A (column DB-ALC1)

Compound	Amount (g/100mL)	Time (min)	Peak Area
>Ethanol	0.2038	1.226	136.218
n-Propanol	-----	2.016	186.778

Table 2: FID 2 B (column DB-ALC2)

Compound	Time (min)	Peak Area
Ethanol	1.348	163.322
n-Propanol	2.379	218.907

# Scottsdale Police Department Crime Lab Volatiles Analysis

WA

Sample: blank 090517	Item number:
Injection date: 1/4/2018 1:59:04 PM	Vial: 72
Method: ethanol quant.M	Sequence: 4Jan18
Instrument: US14173023 CN14160045	Analyst: Adrian
Data file: C:\Chem3211\Data\4Jan18\72.D	

This information is restricted to Criminal Justice Agencies and authorized dissemination to unauthorized agencies is PROHIBITED.  
 Scottsdale City Prosecutor's Office

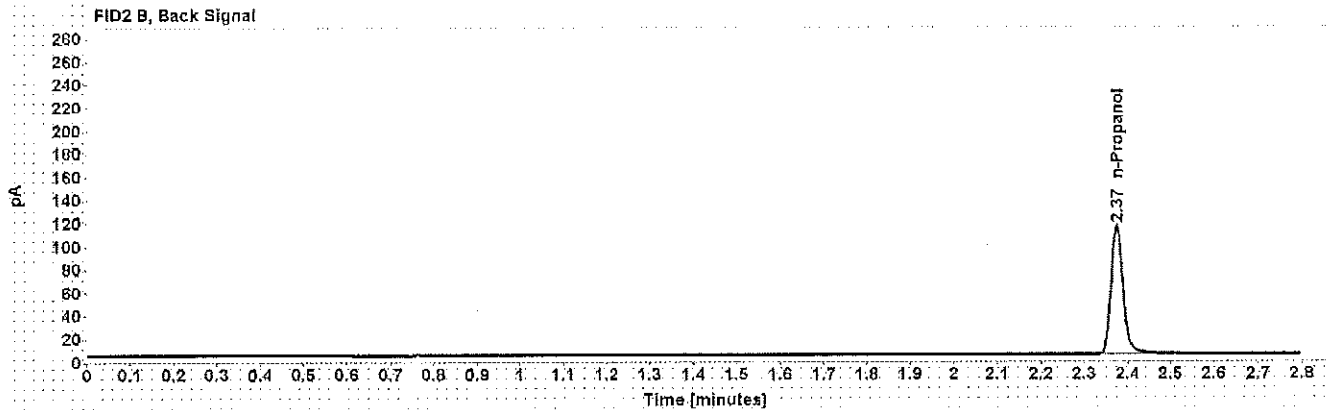
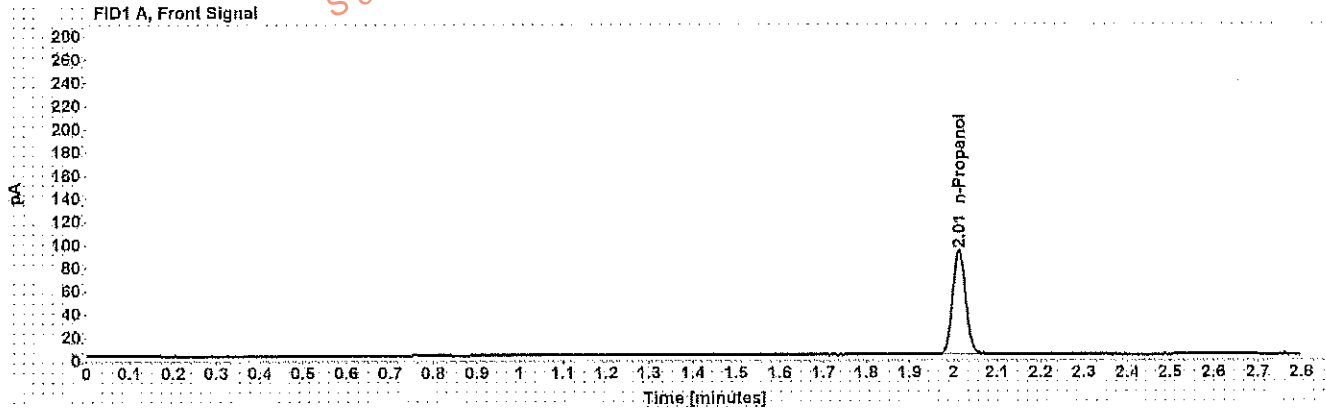


Table 1: FID 1 A (column DB-ALC1)

Compound	Amount (g/100mL)	Time (min)	Peak Area
n-Propanol	-----	2.012	184.066

Table 2: FID 2 B (column DB-ALC2)

Compound	Time (min)	Peak Area
n-Propanol	2.374	215.468

# Sequence Summary

Sequence name: 4Jan18      Instrument: US14173023 CN14160045      Analyst: Adrian

WA

Vial	Sample	Type	Item Number	Method
1	0.020 Cerilliant FN03241604	Calibration		ethanol quant.M
2	0.100 Cerilliant FN06181501	Calibration		ethanol quant.M
3	0.200 Cerilliant FN07201502	Calibration		ethanol quant.M
4	0.400 Cerilliant FN11191402	Calibration		ethanol quant.M
5	blank 090517	Control		ethanol quant.M
6	volatiles mix 020917 WLA	Control		ethanol quant.M
7	0.400 Lipomed 08012015-C	Control		ethanol quant.M
8	0.040 Lipomed 09022015-A	Control		ethanol quant.M
9	0.198 ACQ 407041529/3	Control		ethanol quant.M
10		Sample	1187096	ethanol quant.M
11		Sample	1187096	ethanol quant.M
12		Sample	1187893	ethanol quant.M
13		Sample	1187893	ethanol quant.M
14		Sample	1165866	ethanol quant.M
15		Sample	1165866	ethanol quant.M
16		Sample	1189371	ethanol quant.M
17		Sample	1189371	ethanol quant.M
18		Sample	1189108	ethanol quant.M
19		Sample	1189108	ethanol quant.M
20	0.080 Lipomed 28082014-B	Control		ethanol quant.M
21		Sample	150-01A	ethanol quant.M
22		Sample	150-01A	ethanol quant.M
23		Sample	1186972	ethanol quant.M
24		Sample	1186972	ethanol quant.M
25		Sample	1186942	ethanol quant.M
26		Sample	1186942	ethanol quant.M
27		Sample	1186575	ethanol quant.M
28		Sample	1186575	ethanol quant.M
29		Sample	1187955	ethanol quant.M
30		Sample	1187955	ethanol quant.M
31	0.150 Lipomed 09022015-C	Control		ethanol quant.M
32		Sample	1186776	ethanol quant.M
33		Sample	1186776	ethanol quant.M
34		Sample	1188161	ethanol quant.M
35		Sample	1188161	ethanol quant.M
36		Sample	1174672	ethanol quant.M
37		Sample	1174672	ethanol quant.M
38		Sample	1171416	ethanol quant.M
39		Sample	1171416	ethanol quant.M
40		Sample	1165585	ethanol quant.M
41		Sample	1165585	ethanol quant.M
42	0.198 ACQ 407041529/3	Control		ethanol quant.M
43		Sample	1188167	ethanol quant.M
44		Sample	1188167	ethanol quant.M
45		Sample	1170061	ethanol quant.M
46		Sample	1170061	ethanol quant.M
47		Sample	1188389	ethanol quant.M

Dissemination is restricted to Criminal  
 Justice Agencies and authorized Non-C.J.  
 Agencies ONLY. Secondary dissemination  
 to unaffiliated agencies is PROHIBITED.  
 Scottsdale City Prosecutor

# Sequence Summary

WA

48		Sample	1188389	ethanol quant.M
49		Sample	1187941	ethanol quant.M
50		Sample	1187941	ethanol quant.M
51		Sample	1188231	ethanol quant.M
52		Sample	1188231	ethanol quant.M
53	0.080 Lipomed 28082014-B	Control		ethanol quant.M
54		Sample	1188218	ethanol quant.M
55		Sample	1188218	ethanol quant.M
56		Sample	1189251	ethanol quant.M
57		Sample	1189251	ethanol quant.M
58		Sample	1189491	ethanol quant.M
59		Sample	1189491	ethanol quant.M
60		Sample	1190811	ethanol quant.M
61		Sample	1190811	ethanol quant.M
62		Sample	1190943	ethanol quant.M
63		Sample	1190943	ethanol quant.M
64	0.150 Lipomed 09022015-C	Control		ethanol quant.M
65		Sample	1191097	ethanol quant.M
66		Sample	1191097	ethanol quant.M
67		Sample	1171440	ethanol quant.M
68		Sample	1171440	ethanol quant.M
69	0.40 Lipomed 08012015-C	Control		ethanol quant.M
70	0.04 Lipomed 09022015-A	Control		ethanol quant.M
71	0.198 ACQ 407041529/3	Control		ethanol quant.M
72	blank 090517	Control		ethanol quant.M

Dissemination is restricted to Criminal Justice Agencies and authorized agencies only. Secondary dissemination to unauthorized agencies is PROHIBITED.  
 Scottsdale City Prosecutor

# Scottsdale Police Department Crime Laboratory Summary of Cases

SEQUENCE NAME: 4Jan18

ANALYST: Adrian

NA

Vials	Test 1 (g/dL)	Test 2 (g/dL)	Mean (g/dL)	Percent Difference*	Absolute Difference (g/dL)*
10 11	0.2218	0.2217	0.22175	0.02	0.00005
12 13	0.2791	0.2892	0.28415	1.78	0.00505
14 15	0.2226	0.2244	0.22350	0.40	0.00090
16 17	0.3756	0.3742	0.37490	0.19	0.00070
18 19	0.1183	0.1197	0.11900	0.59	0.00070
21 22	0.0832	0.0834	0.08330	0.12	0.00010
23 24	0.1125	0.1152	0.11385	1.19	0.00135
25 26	0.1472	0.1478	0.14750	0.20	0.00030
27 28	0.1080	0.1076	0.10780	0.19	0.00020
29 30	0.2661	0.2633	0.26470	0.53	0.00140
32 33	0.1401	0.1388	0.13945	0.47	0.00065
34 35	0.2345	0.2295	0.23200	1.08	0.00250
36 37	0.2327	0.2263	0.22950	1.39	0.00320
38 39	0.2294	0.2275	0.22845	0.42	0.00095
40 41	0.1586	0.1576	0.15810	0.32	0.00050
43 44	0.3024	0.3045	0.30345	0.35	0.00105
45 46	0.2274	0.2307	0.22905	0.72	0.00165
47 48	0.2326	0.2347	0.23365	0.45	0.00105
49 50	0.2877	0.2901	0.28890	0.42	0.00120
51 52	0.1333	0.1339	0.13360	0.22	0.00030
54 55	0.1001	0.1005	0.10030	0.20	0.00020
56 57	0.0876	0.0886	0.08810	0.57	0.00050
58 59	0.1606	0.1595	0.16005	0.34	0.00055
60 61	0.1745	0.1706	0.17255	1.13	0.00195
62 63	0.1935	0.1935	0.19350	0.00	0.00000
65 66	0.1474	0.1482	0.14780	0.27	0.00040
67 68	0.2065	0.2084	0.20745	0.46	0.00095

\*Calculated differences are differences from the mean of the two results.

## Scottsdale Police Department Crime Lab Volatiles Analysis

Dissemination is restricted to Criminal Justice Agencies and authorized Non-C.J. Agencies ONLY. Secondary dissemination to unauthorized agencies is PROHIBITED.  
Scottsdale City Prosecutor

Sample:	[REDACTED]	Item number:	1187096
Injection date:	1/4/2018 9:48:33 AM	Vial:	10
Method:	ethanol quant.M	Sequence:	4Jan18
Instrument:	US14173023 CN14160045	Analyst:	Adrian
Data file:	C:\Chem3211\Data4Jan18\10.D		

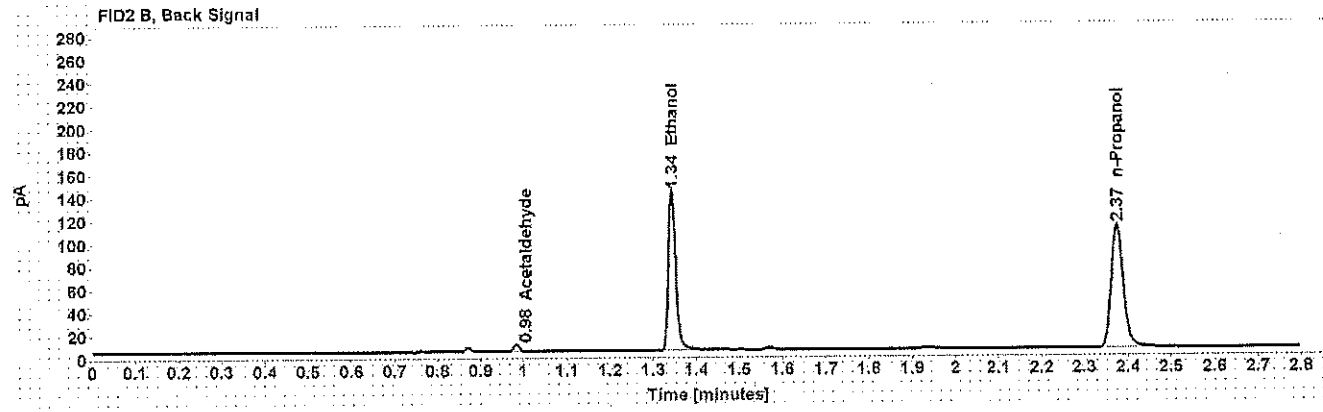
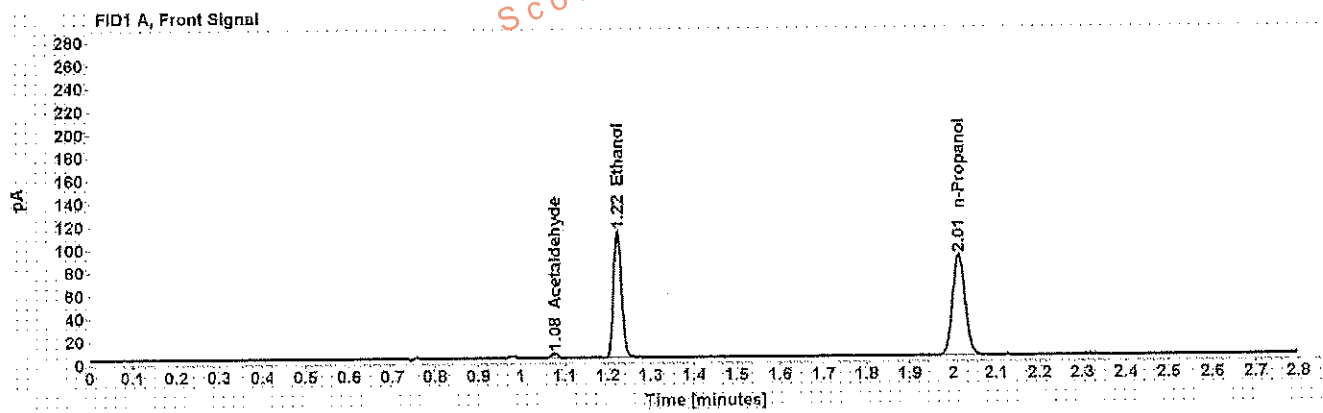


Table 1: FID 1 A (column DB-ALC1)

Compound	Amount (g/100mL)	Time (min)	Peak Area
Acetaldehyde	-----	1.077	4.257
>Ethanol	0.2218	1.223	141.821
n-Propanol	-----	2.013	178.696

Table 2: FID 2 B (column DB-ALC2)

Compound	Time (min)	Peak Area
Acetaldehyde	0.984	5.364
Ethanol	1.343	169.526
n-Propanol	2.375	208.375



## Scottsdale Police Department Crime Lab Volatiles Analysis

Sample: [REDACTED]	Item number: 1187096
Injection date: 1/4/2018 9:52:33 AM	Vial: 11
Method: ethanol quant.M	Sequence: 4Jan18
Instrument: US14173023 CN14160045	Analyst: Adrian
Data file: C:\Chem32\1\Data\4Jan18\11.D	

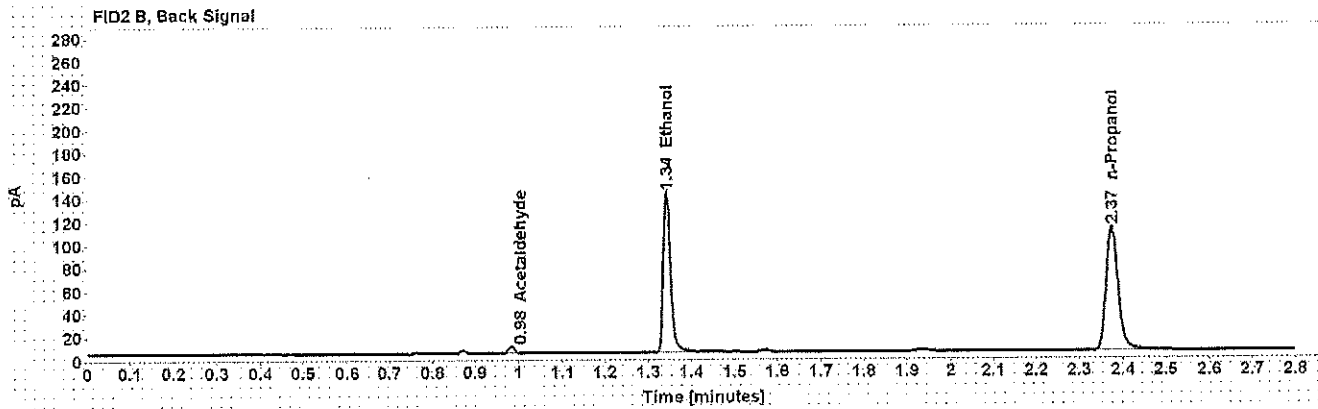
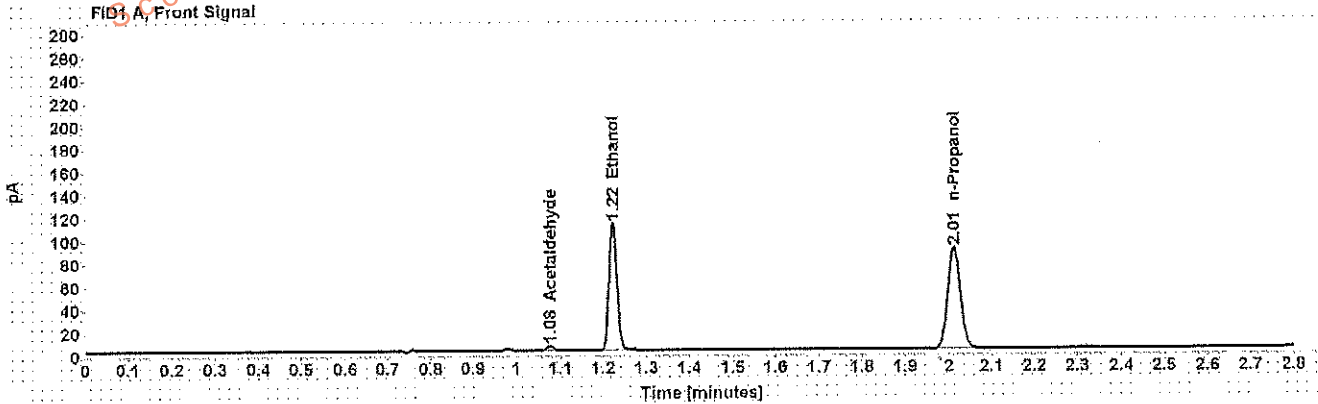


Table 1: FID 1 A (column DB-ALC1)

Compound	Amount (g/100mL)	Time (min)	Peak Area
Acetaldehyde	-----	1.077	4.308
>Ethanol	0.2217	1.223	142.057
n-Propanol	-----	2.013	179.052

Table 2: FID 2 B (column DB-ALC2)

Compound	Time (min)	Peak Area
Acetaldehyde	0.983	5.460
Ethanol	1.343	169.727
n-Propanol	2.375	209.194

## Scottsdale Police Department Crime Lab Volatiles Analysis

Sample:	[REDACTED]	Item number:	1187893
Injection date:	1/4/2018 9:56:34 AM	Vial:	12
Method:	ethanol quant.M	Sequence:	4Jan18
Instrument:	US14173023 CN14160045	Analyst:	Adrian
Data file:	C:\Chem32\1>Data\4Jan18\12.D		

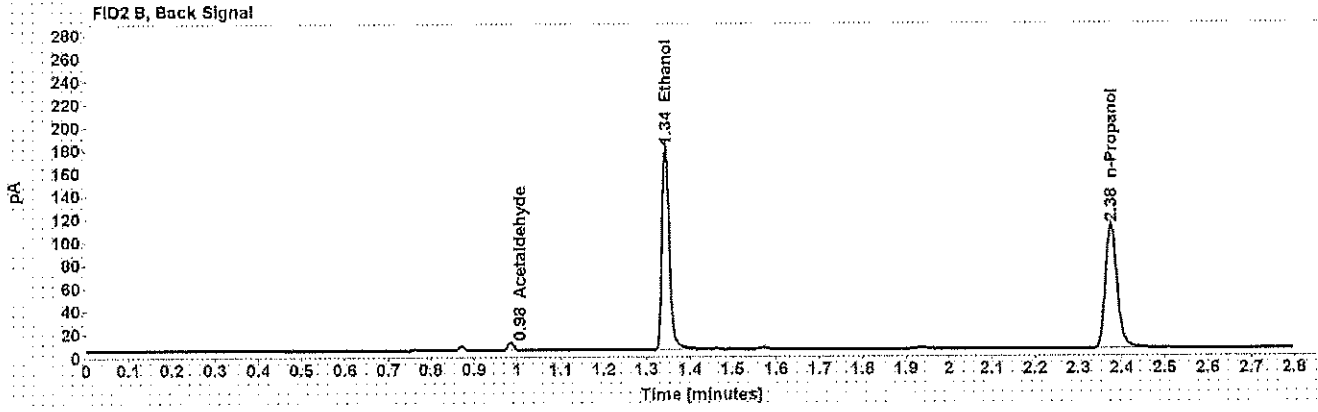
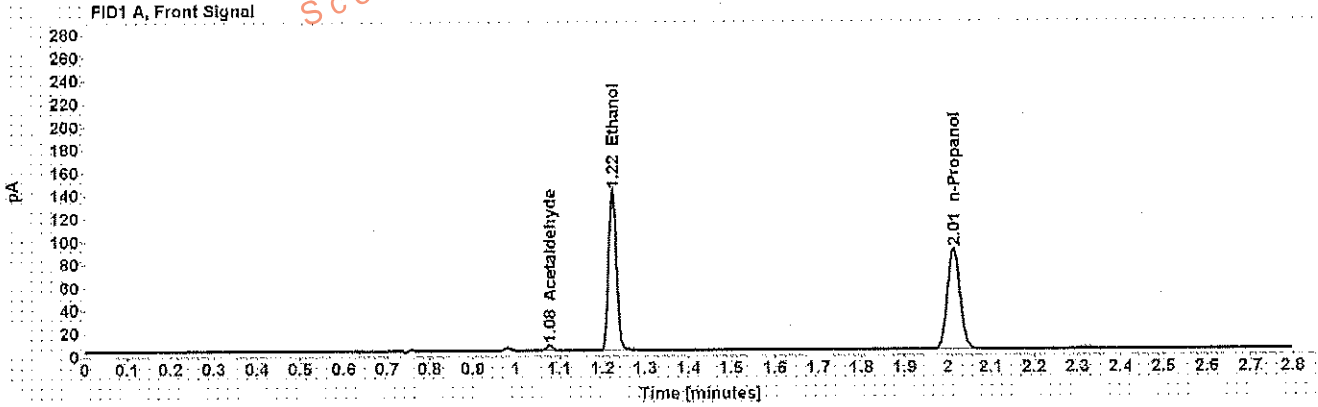


Table 1: FID 1 A (column DB-ALC1)

Compound	Amount (g/100mL)	Time (min)	Peak Area
Acetaldehyde	-----	1.077	4.869
>Ethanol	0.2791	1.223	178.687
n-Propanol	-----	2.013	178.807

Table 2: FID 2 B (column DB-ALC2)

Compound	Time (min)	Peak Area
Acetaldehyde	0.984	6.143
Ethanol	1.344	213.789
n-Propanol	2.375	208.298

## Scottsdale Police Department Crime Lab Volatiles Analysis

Sample: [REDACTED]	Item number: 1187893
Injection date: 1/4/2018 10:00:49 AM	Vial: 13
Method: ethanol quant.M	Sequence: 4Jan18
Instrument: US14173023 CN14160045	Analyst: Adrian
Data file: C:\Chem32\1\Data\4Jan18\13.D	

Dissemination is restricted to Criminal Justice Agencies and authorized Non-C.J. Agencies ONLY. Secondary dissemination to unauthorized agencies is PROHIBITED. Scottsdale City Prosecutor

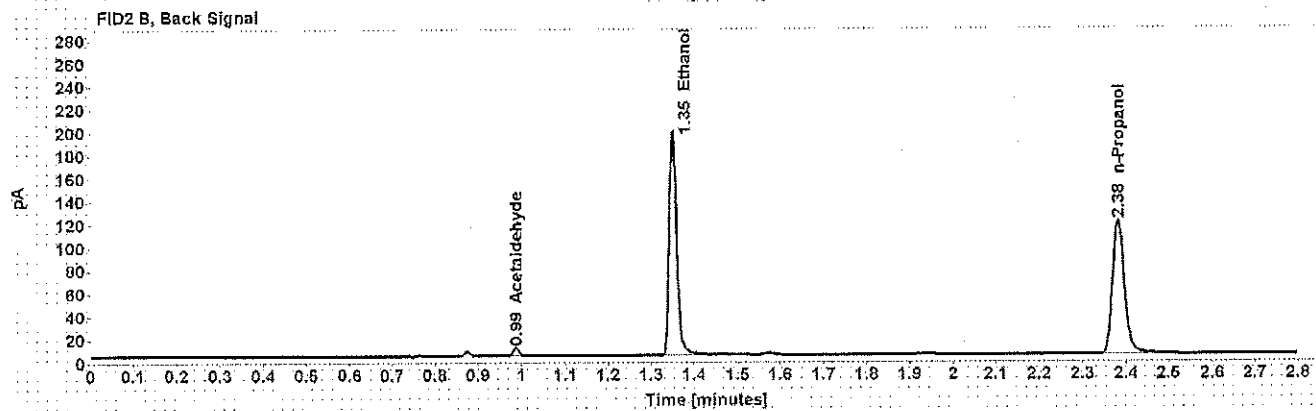
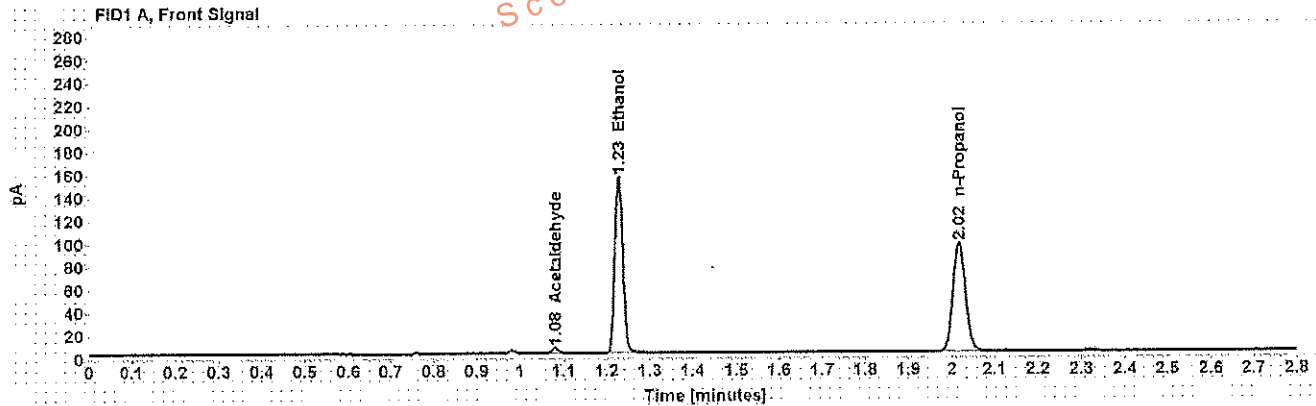


Table 1: FID 1 A (column DB-ALC1)

Compound	Amount (g/100mL)	Time (min)	Peak Area
Acetaldehyde	-----	1.080	4.937
>Ethanol	0.2892	1.228	199.701
n-Propanol	-----	2.018	192.832

Table 2: FID 2 B (column DB-ALC2)

Compound	Time (min)	Peak Area
Acetaldehyde	0.988	6.280
Ethanol	1.351	239.069
n-Propanol	2.382	225.435

## Scottsdale Police Department Crime Lab Volatiles Analysis

Sample: [REDACTED]	Item number: 1165866
Injection date: 1/4/2018 10:04:49 AM	Vial: 14
Method: ethanol quant M	Sequence: 4Jan18
Instrument: US14173023 CN14160045	Analyst: Adrian
Data file: C:\Chem32\11\Data\4Jan18\14.D	

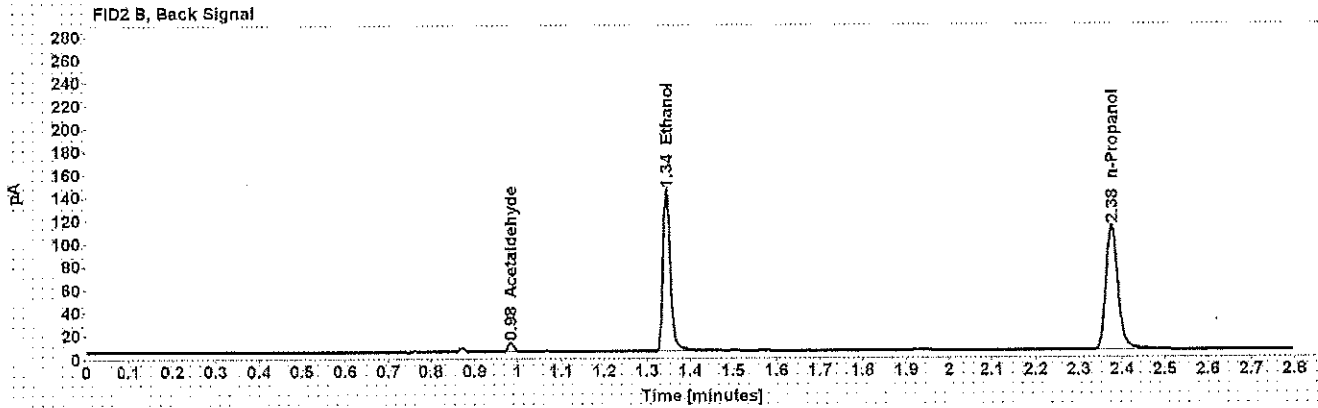
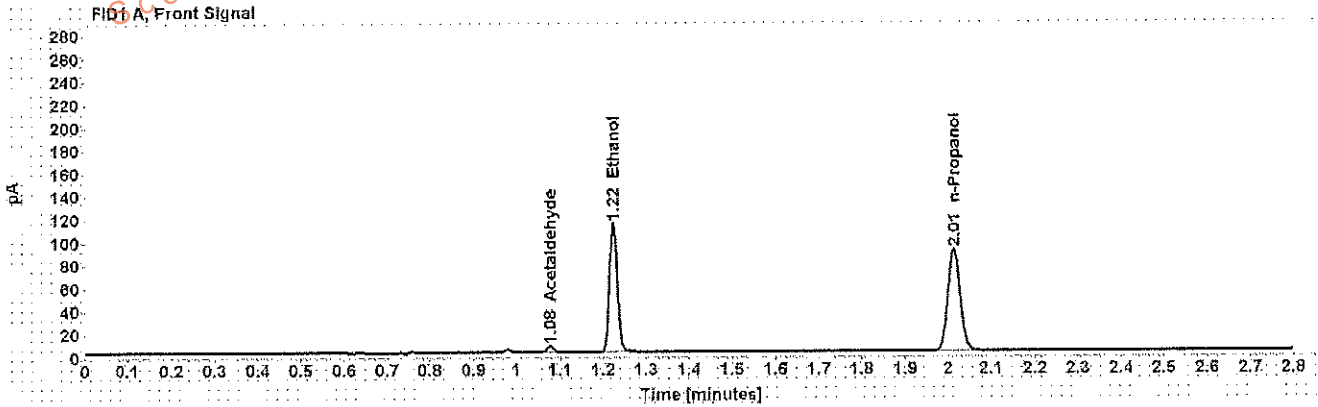


Table 1: FID 1 A (column DB-ALC1)

Compound	Amount (g/100mL)	Time (min)	Peak Area
Acetaldehyde	-----	1.077	5.798
>Ethanol	0.2226	1.224	143.313
n-Propanol	-----	2.013	179.916

Table 2: FID 2 B (column DB-ALC2)

Compound	Time (min)	Peak Area
Acetaldehyde	0.984	7.281
Ethanol	1.344	171.352
n-Propanol	2.378	209.684

## Scottsdale Police Department Crime Lab Volatiles Analysis

Sample: [REDACTED]	Item number: 1165866
Injection date: 1/4/2018 10:08:49 AM	Vial: 15
Method: ethanol quant.M	Sequence: 4Jan18
Instrument: US14173923 CN14160045	Analyst: Adrian
Data file: C:\Chem32\1\Data\4Jan18\15.D	

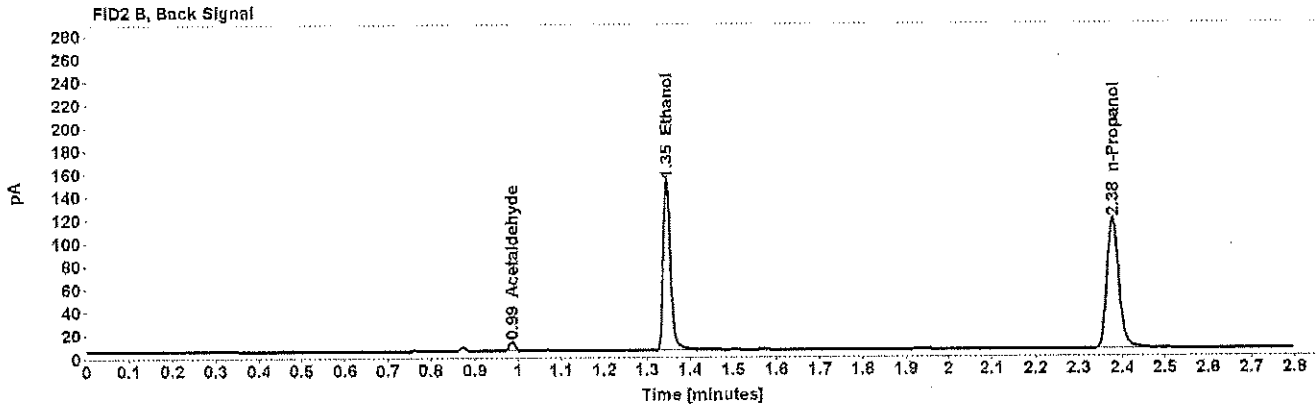
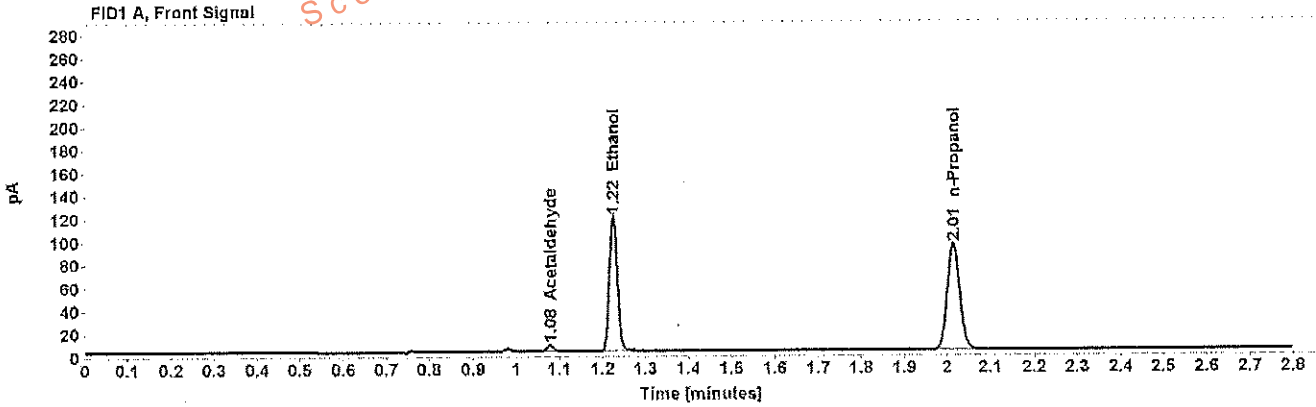


Table 1: FID 1 A (column DB-ALC1)

Compound	Amount (g/100mL)	Time (min)	Peak Area
Acetaldehyde	-----	1.078	5.832
>Ethanol	0.2244	1.225	150.742
n-Propanol	-----	2.015	187.680

Table 2: FID 2 B (column DB-ALC2)

Compound	Time (min)	Peak Area
Acetaldehyde	0.985	7.303
Ethanol	1.346	180.325
n-Propanol	2.378	218.609

## Scottsdale Police Department Crime Lab Volatiles Analysis

Dissemination is restricted to Criminal Justice Agencies and authorized Non-C.J. Agencies ONLY. Secondary dissemination to unauthorized agencies is PROHIBITED. Scottsdale City Prosecutor

Sample:	[REDACTED]	Item number:	1189371
Injection date:	1/4/2018 10:12:48 AM	Vial:	16
Method:	ethanol quant.M	Sequence:	4Jan18
Instrument:	US14173023 CN14160045	Analyst:	Adrian
Data file:	C:\Chem32\11Data\4Jan18\16.D		

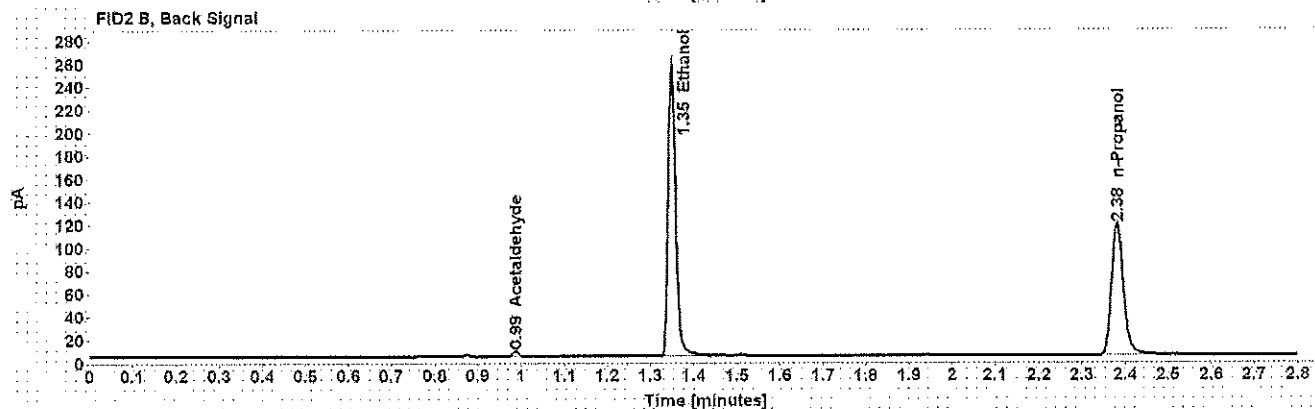
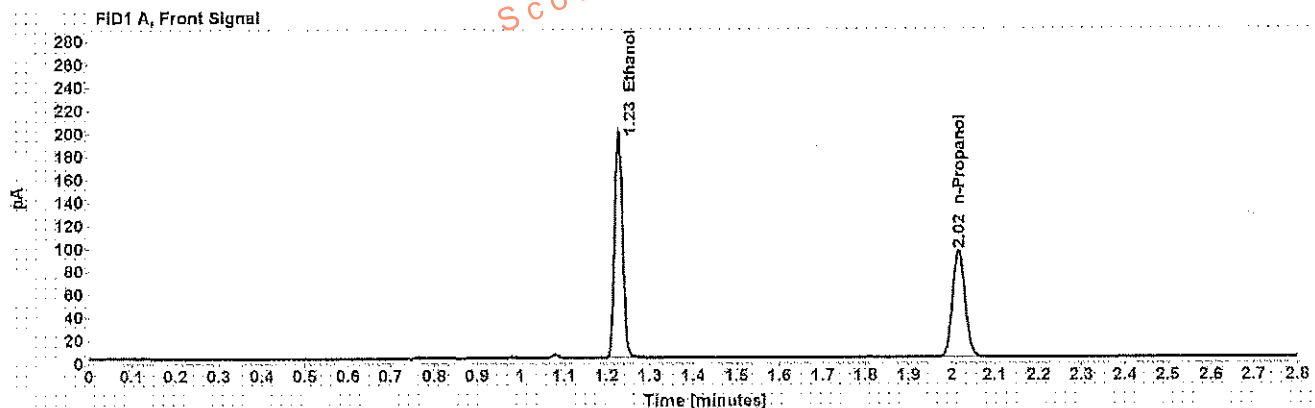


Table 1: FID 1 A (column DB-ALC1)

Compound	Amount (g/100mL)	Time (min)	Peak Area
>Ethanol	0.3756	1.227	255.657
n-Propanol	-----	2.017	189.986

Table 2: FID 2 B (column DB-ALC2)

Compound	Time (min)	Peak Area
Acetaldehyde	0.987	3.864
Ethanol	1.350	308.134
n-Propanol	2.381	221.443

## Scottsdale Police Department Crime Lab Volatiles Analysis

Sample: [REDACTED]	Item number: 1189371
Injection date: 1/4/2018 10:16:49 AM	Vial: 17
Method: ethanol quant.M	Sequence: 4Jan18
Instrument: US14173023 CN14160045	Analyst: Adrian
Data file: C:\Chem32\11\Data\4Jan18\17.D	

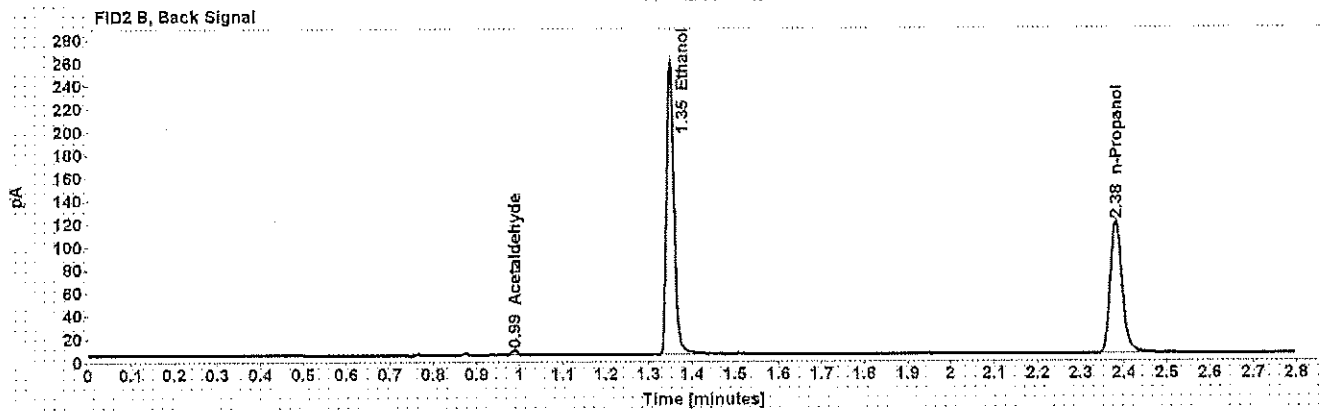
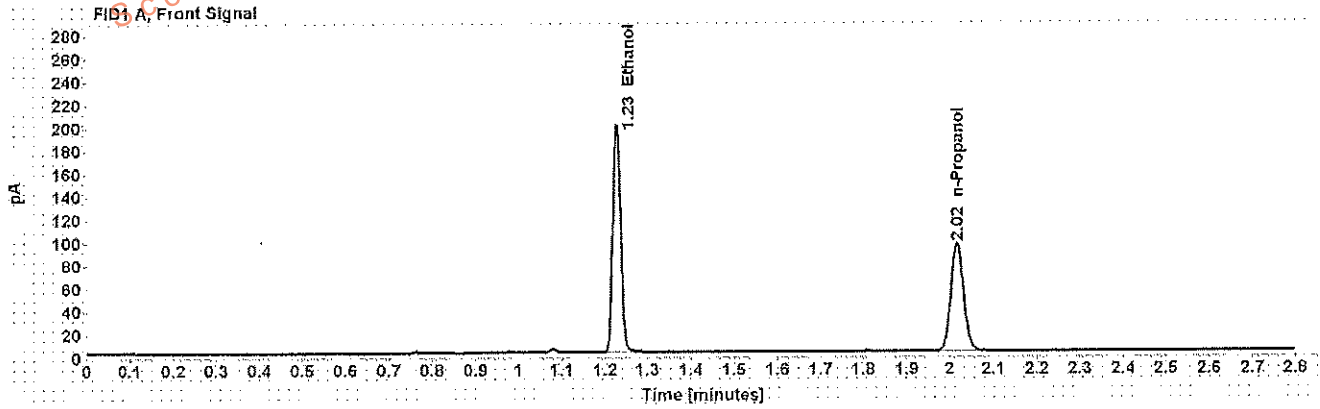


Table 1: FID 1 A (column DB-ALC1)

Compound	Amount (g/100mL)	Time (min)	Peak Area
>Ethanol	0.3742	1.227	256.621
n-Propanol	-----	2.017	191.382

Table 2: FID 2 B (column DB-ALC2)

Compound	Time (min)	Peak Area
Acetaldehyde	0.987	4.031
Ethanol	1.350	308.728
n-Propanol	2.382	223.014

## Scottsdale Police Department Crime Lab Volatiles Analysis

Sample:	[REDACTED]	Item number:	1189108
Injection date:	1/4/2018 10:20:49 AM	Vial:	18
Method:	ethanol quant.M	Sequence:	4Jan18
Instrument:	US14173023 CN14160045	Analyst:	Adrian
Data file:	C:\Chem32\1\Data\4Jan18\18.D		

Dissemination is restricted to Criminal Justice Agencies and authorized Non-C.J. Agencies ONLY. Secondary dissemination to unauthorized agencies is PROHIBITED. Scottsdale City Prosecutor's Office

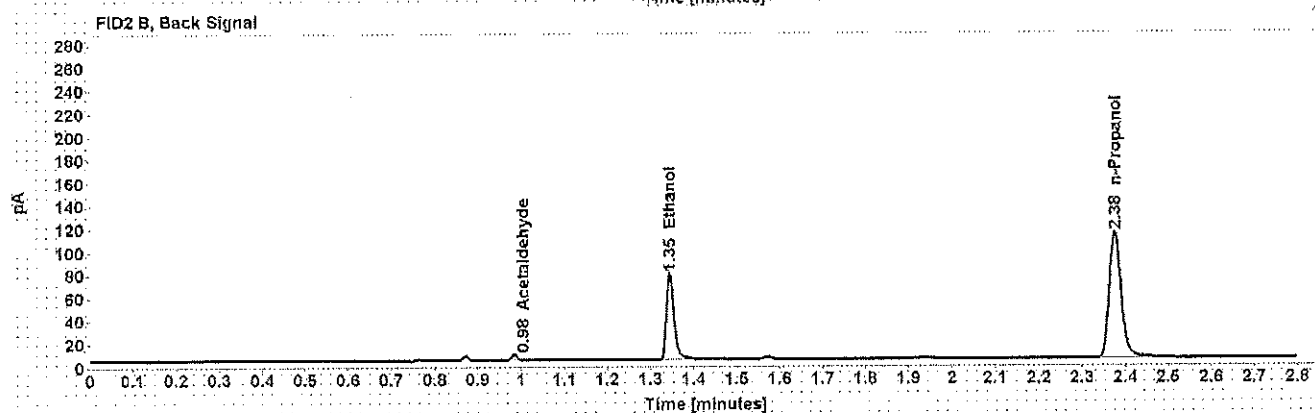
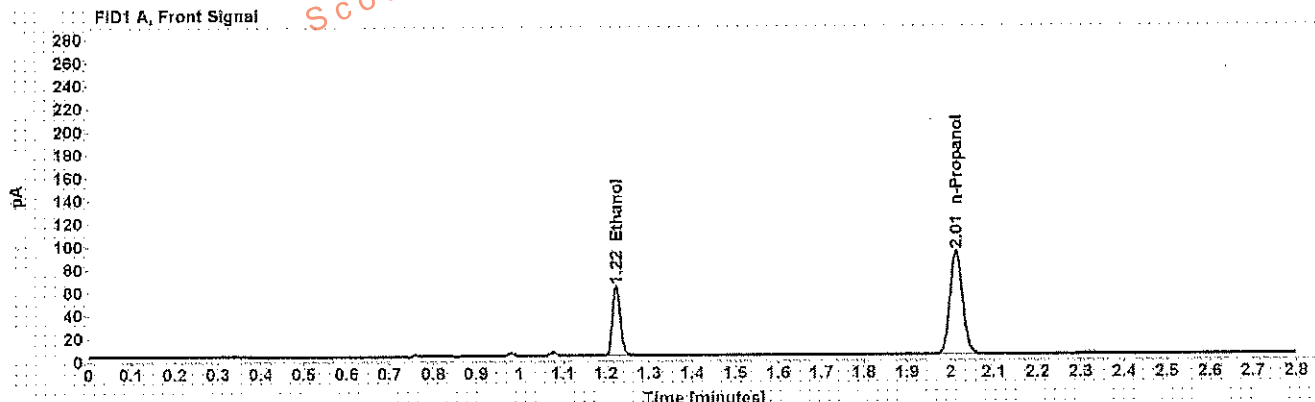


Table 1: FID 1 A (column DB-ALC1)

Compound	Amount (g/100mL)	Time (min)	Peak Area
>Ethanol	0.1183	1.224	77.861
n-Propanol	-----	2.014	184.393

Table 2: FID 2 B (column DB-ALC2)

Compound	Time (min)	Peak Area
Acetaldehyde	0.984	4.314
Ethanol	1.345	92.705
n-Propanol	2.376	212.578



## Scottsdale Police Department Crime Lab Volatiles Analysis

Sample:	[REDACTED]	Item number:	1189108
Injection date:	1/4/2018 10:25:04 AM	Vial:	19
Method:	ethanol quant.M	Sequence:	4Jan18
Instrument:	US14173023 CN14160045	Analyst:	Adrian
Data file:	C:\Chem32\11\Data\Jan18\119.D		

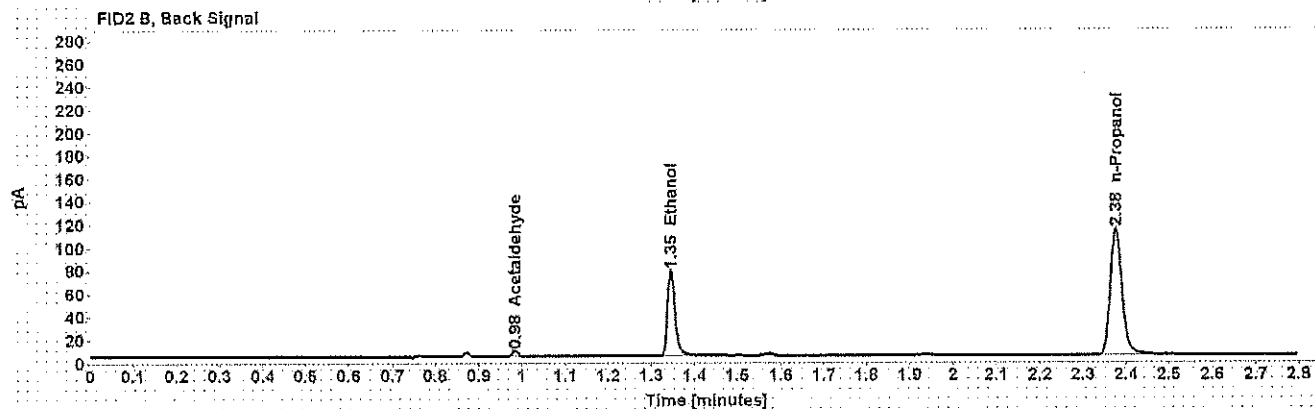
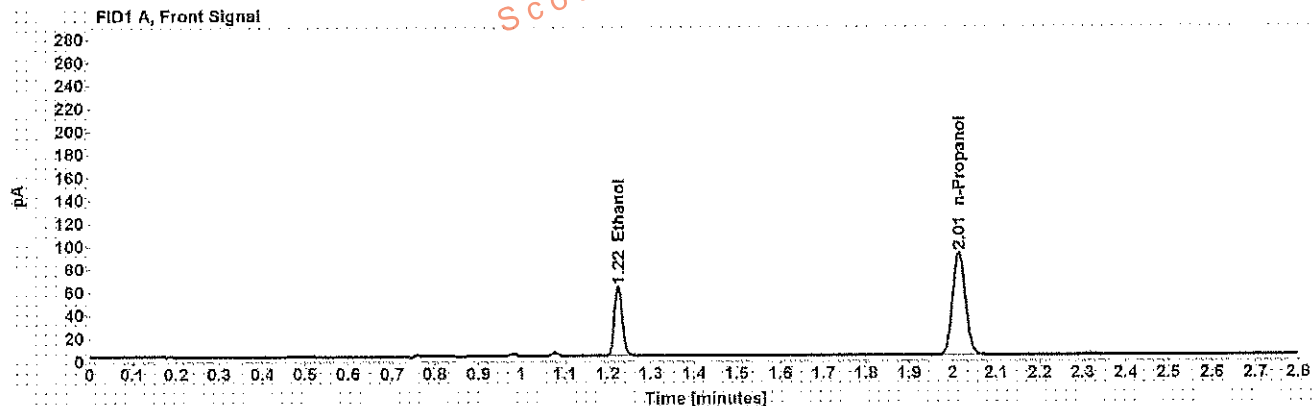


Table 1: FID 1 A (column DB-ALC1)

Compound	Amount (g/100mL)	Time (min)	Peak Area
>Ethanol	0.1197	1.224	77.780
n-Propanol	-----	2.014	182.008

Table 2: FID 2 B (column DB-ALC2)

Compound	Time (min)	Peak Area
Acetaldehyde	0.984	4.258
Ethanol	1.345	91.126
n-Propanol	2.376	212.686

Case: [REDACTED] User: wadrian 1/5/2018

### Scottsdale Police Department Crime Lab Volatiles Analysis

Sample: [REDACTED] Item number: 150-01A  
Injection date: 1/4/2018 10:33:04 AM Vial: 21  
Method: ethanol quant M Sequence: 4Jan18  
Instrument: US14173023 CN14160045 Analyst: Adrian  
Data file: C:\Chem3211\Data\4Jan18\21.D

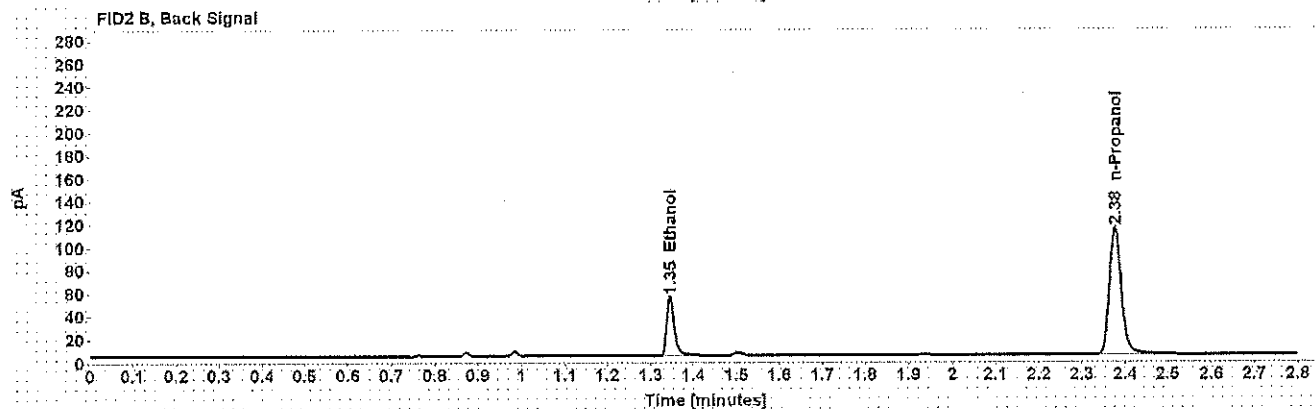
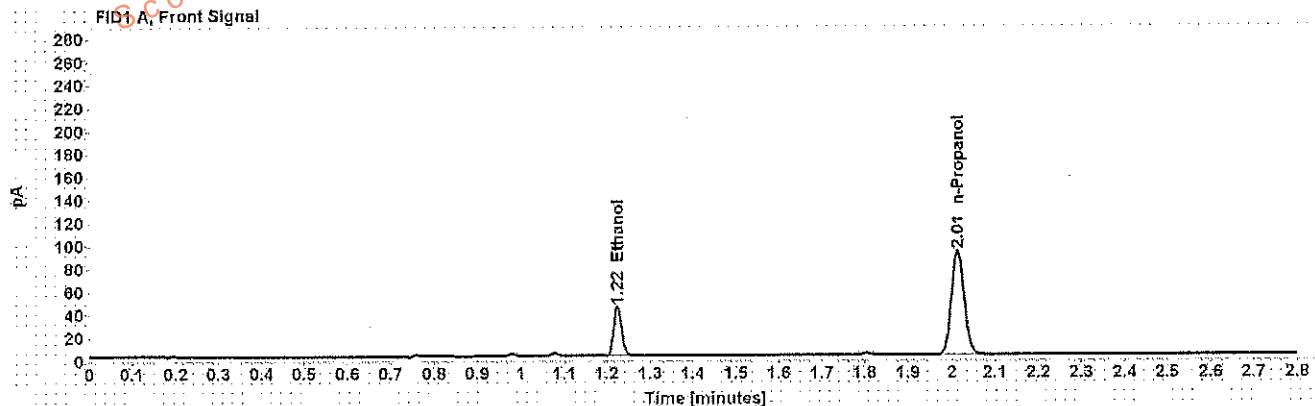


Table 1: FID 1 A (column DB-ALC1)

Compound	Amount (g/100mL)	Time (min)	Peak Area
>Ethanol	0.0832	1.224	54.505
n-Propanol	-----	2.014	184.001

Table 2: FID 2 B (column DB-ALC2)

Compound	Time (min)	Peak Area
Ethanol	1.346	63.606
n-Propanol	2.378	214.380

Case: [REDACTED] User: wadrian 1/5/2018

# Scottsdale Police Department Crime Lab Volatiles Analysis

Sample: [REDACTED] Item number: 150-01A  
Injection date: 1/4/2018 10:37:04 AM Vial: 22  
Method: ethanol quant.M Sequence: 4Jan18  
Instrument: US14173023.CN14160045 Analyst: Adrian  
Data file: C:\Chem32\11\Data\4Jan18\22.D

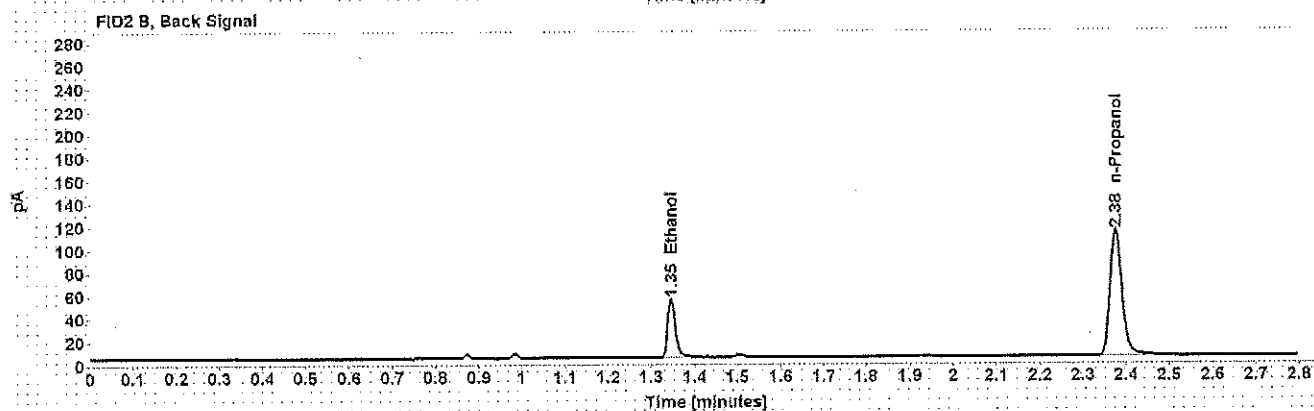
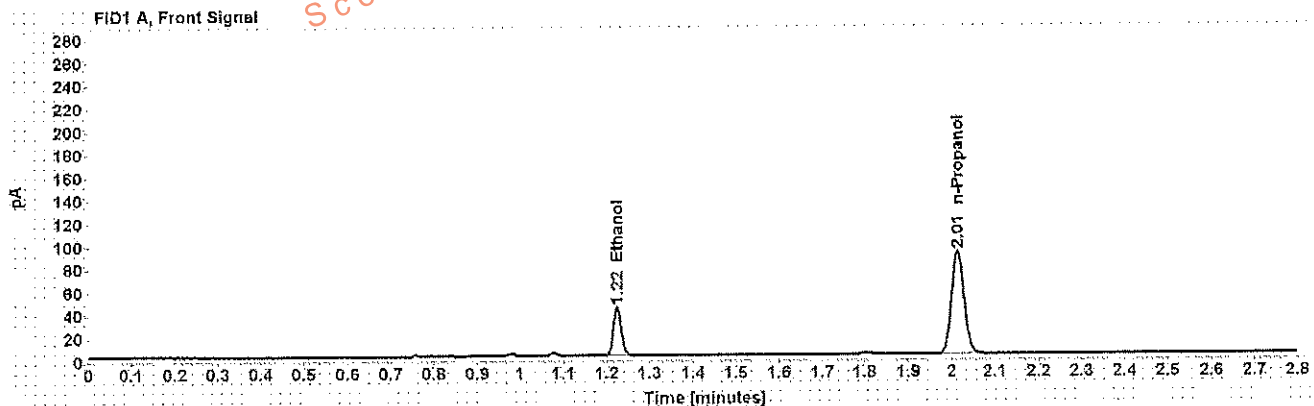


Table 1: FID 1 A (column DB-ALC1)

Compound	Amount (g/100mL)	Time (min)	Peak Area
>Ethanol	0.0834	1.224	54.068
n-Propanol	-----	2.014	181.963

Table 2: FID 2 B (column DB-ALC2)

Compound	Time (min)	Peak Area
Ethanol	1.346	62.951
n-Propanol	2.376	211.761

## Scottsdale Police Department Crime Lab Volatiles Analysis

Dissemination is restricted to Criminal Justice Agencies and authorized Non-C.J. Agencies ONLY. Secondary dissemination to unauthorized agencies is PROHIBITED.  
Scottsdale City Prosecutor

Sample:	[REDACTED]	Item number:	1186972
Injection date:	1/4/2018 10:41:03 AM	Vial:	23
Method:	ethanol quant.M	Sequence:	4Jan18
Instrument:	US14173023 CN14160045	Analyst:	Adrian
Data file:	C:\Chem32\1\Data\4Jan18\23.D		

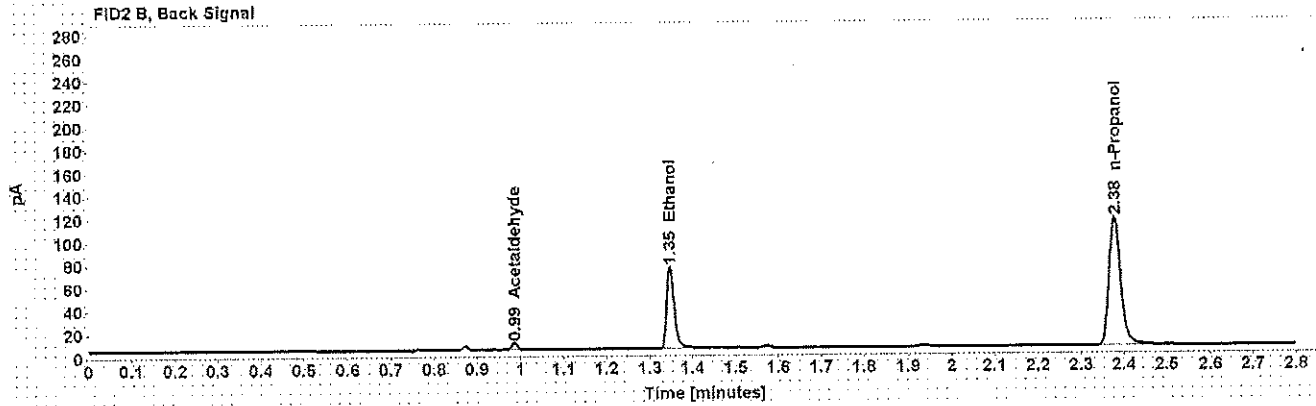
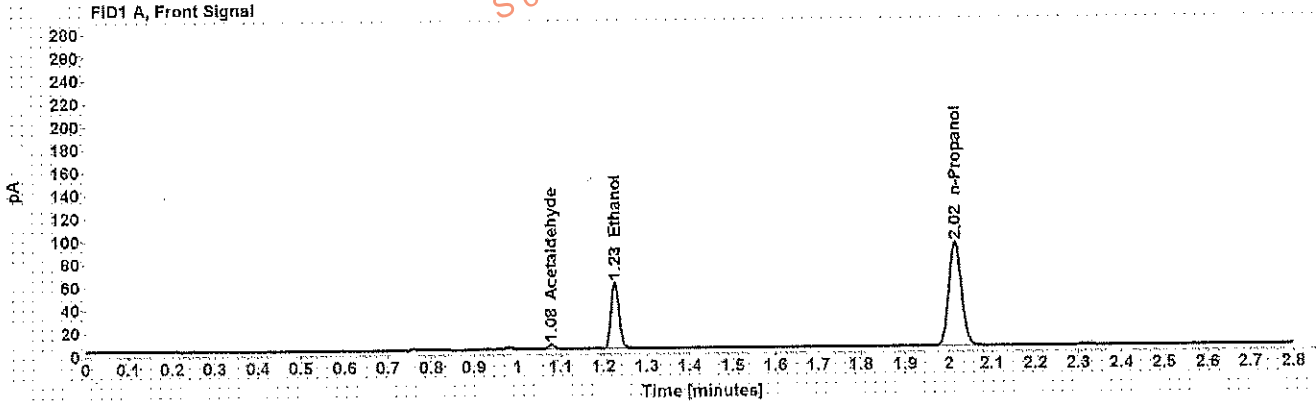


Table 1: FID 1 A (column DB-ALC1)

Compound	Amount (g/100mL)	Time (min)	Peak Area
Acetaldehyde	-----	1.078	4.288
>Ethanol	0.1125	1.226	74.516
n-Propanol	-----	2.015	185.599

Table 2: FID 2 B (column DB-ALC2)

Compound	Time (min)	Peak Area
Acetaldehyde	0.986	5.420
Ethanol	1.348	87.296
n-Propanol	2.379	215.058

Case: [REDACTED] User: wadrian 1/5/2018

## Scottsdale Police Department Crime Lab Volatiles Analysis

<b>Sample:</b> [REDACTED]	<b>Item number:</b> 1186972
<b>Injection date:</b> 1/4/2018 10:45:04 AM	<b>Vial:</b> 24
<b>Method:</b> ethanol.quant.M	<b>Sequence:</b> 4Jan18
<b>Instrument:</b> US14173023 CN14160045	<b>Analyst:</b> Adrian
<b>Data file:</b> C:\Chem3211\Data\4Jan18\24.D	

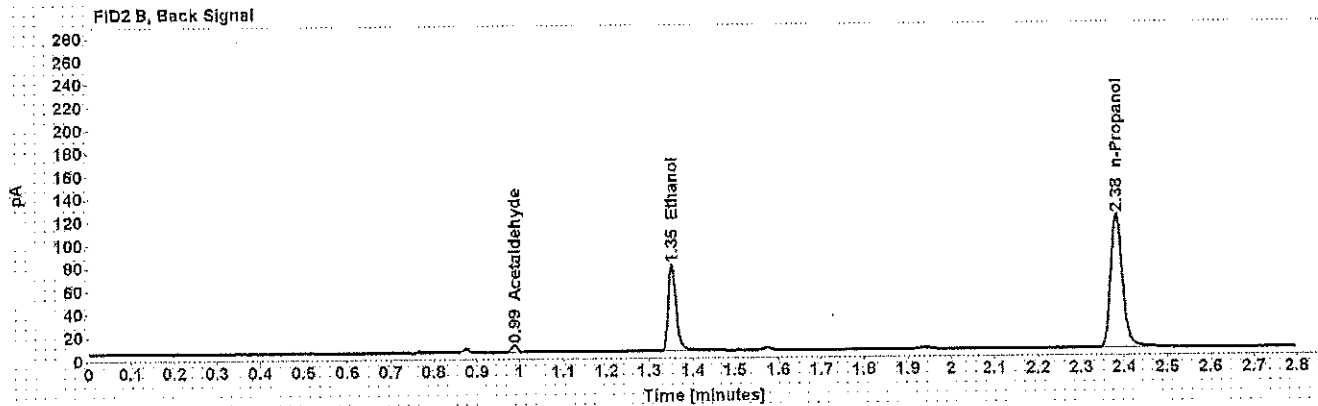
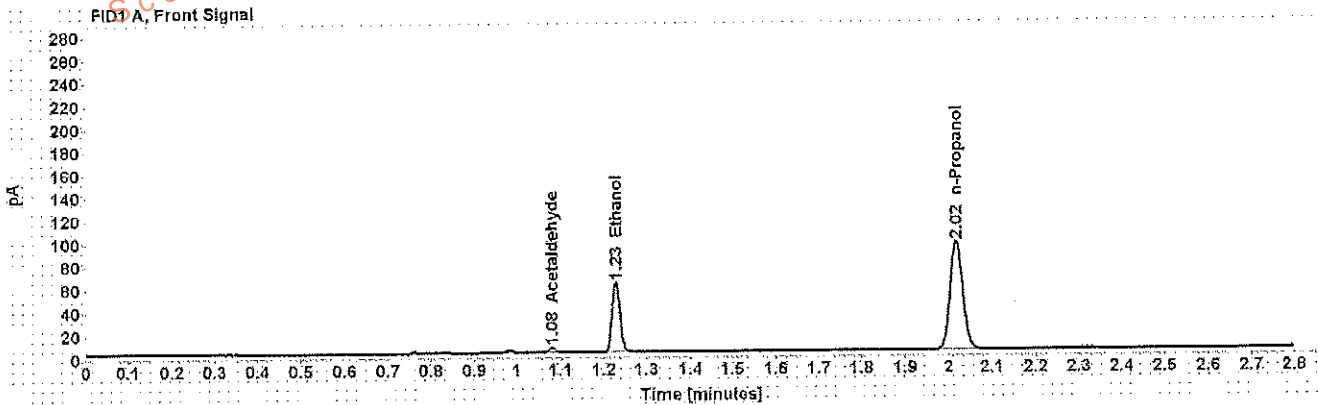


Table 1: FID 1 A (column DB-ALC1)

Compound	Amount (g/100mL)	Time (min)	Peak Area
Acetaldehyde	-----	1.080	4,316
>Ethanol	0.1152	1.229	78,648
n-Propanol	-----	2.018	191,316

Table 2: FID 2 B (column DB-ALC2)

Compound	Time (min)	Peak Area
Acetaldehyde	0.988	5,497
Ethanol	1.352	93,801
n-Propanol	2.382	223,623

## Scottsdale Police Department Crime Lab Volatiles Analysis

<b>Sample:</b> [REDACTED]	<b>Item number:</b> 1186942
<b>Injection date:</b> 1/4/2018 10:49:19 AM	<b>Vial:</b> 25
<b>Method:</b> ethanol quanti.M	<b>Sequence:</b> 4Jan18
<b>Instrument:</b> US14173023.CN14160045	<b>Analyst:</b> Adrian
<b>Data file:</b> C:\Chem3211\Data\4Jan18\25.D	

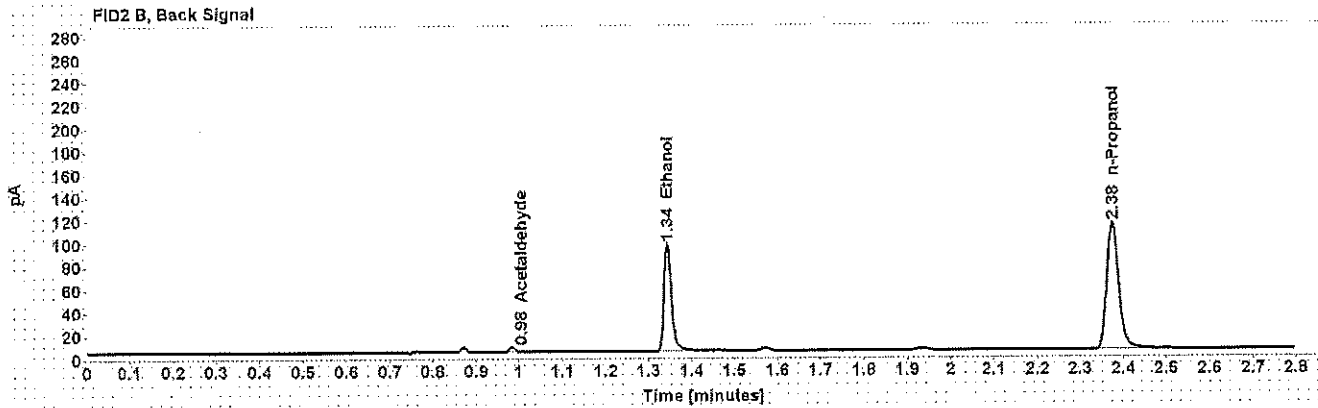
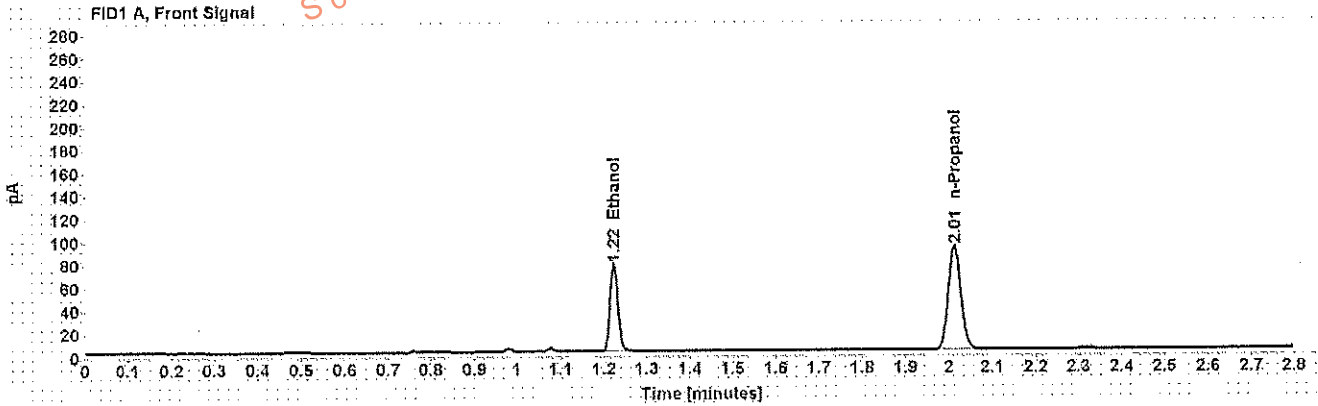


Table 1: FID 1 A (column DB-ALC1)

Compound	Amount (g/100mL)	Time (min)	Peak Area
>Ethanol	0.1472	1.223	96.735
n-Propanol	-----	2.013	183.917

Table 2: FID 2 B (column DB-ALC2)

Compound	Time (min)	Peak Area
Acetaldehyde	0.984	3.879
Ethanol	1.344	115.350
n-Propanol	2.375	214.036

## Scottsdale Police Department Crime Lab Volatiles Analysis

Sample:	[REDACTED]	Item numbers:	1186942
Injection date:	1/4/2018 10:53:19 AM	Vial:	26
Method:	ethanol quant.M	Sequence:	4Jan18
Instrument:	US14173023 CN14160045	Analyst:	Adrian
Data file:	C:\Chem32\1\Data\4Jan18\26.D		

Dissemination is restricted to Criminal Justice Agencies and authorized Non-C.J. Agencies ONLY. Secondary dissemination to unauthorized agencies is PROHIBITED. Scottsdale City Prosecutor

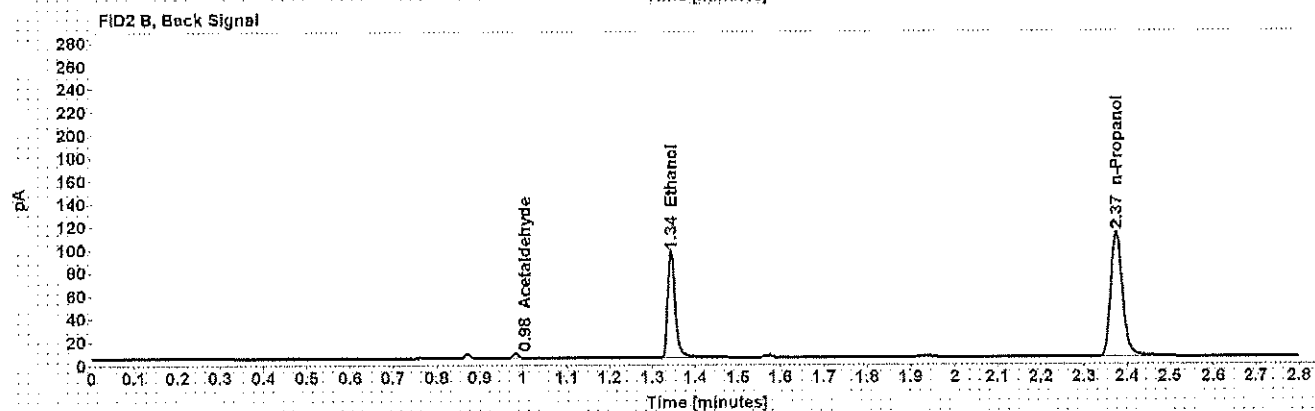
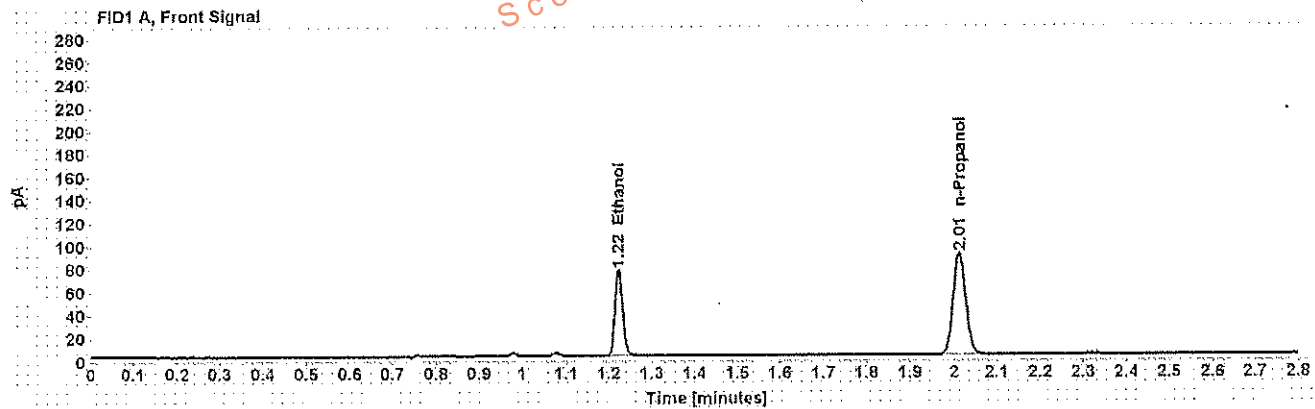


Table 1: FID 1 A (column DB-ALC1)

Compound	Amount (g/100mL)	Time (min)	Peak Area
>Ethanol	0.1478	1.223	95.749
n-Propanol	-----	2.013	181.310

Table 2: FID 2 B (column DB-ALC2)

Compound	Time (min)	Peak Area
Acetaldehyde	0.984	3.873
Ethanol	1.344	114.551
n-Propanol	2.375	210.847

## Scottsdale Police Department Crime Lab Volatiles Analysis

Sample: [REDACTED]	Item number: 1186575
Injection date: 1/4/2018 10:57:19 AM	Vial: 27
Method: ethanol quant M	Sequence: 4Jan18
Instrument: US14173023 CN14160045	Analyst: Adrian
Data file: C:\Chem32\1\Data\4Jan18\27.D	

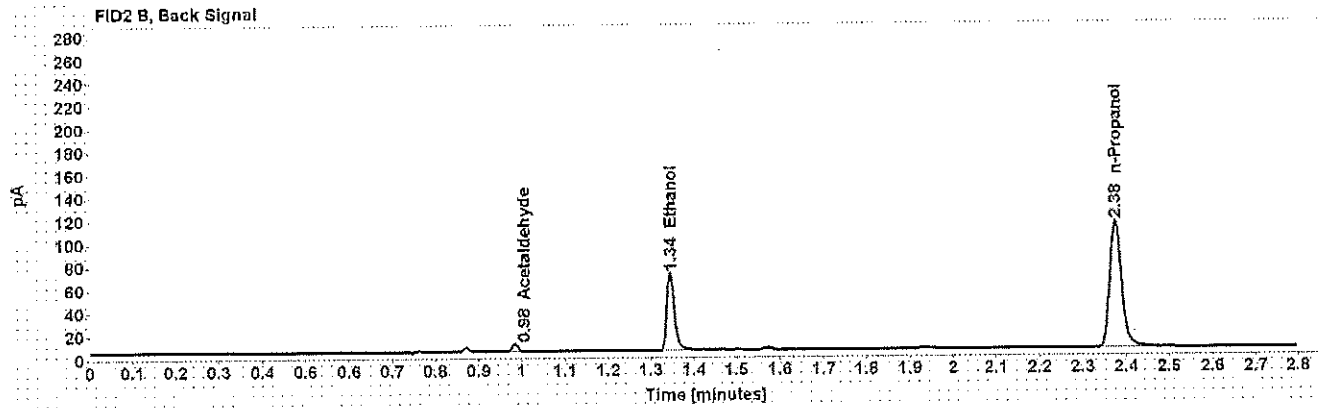
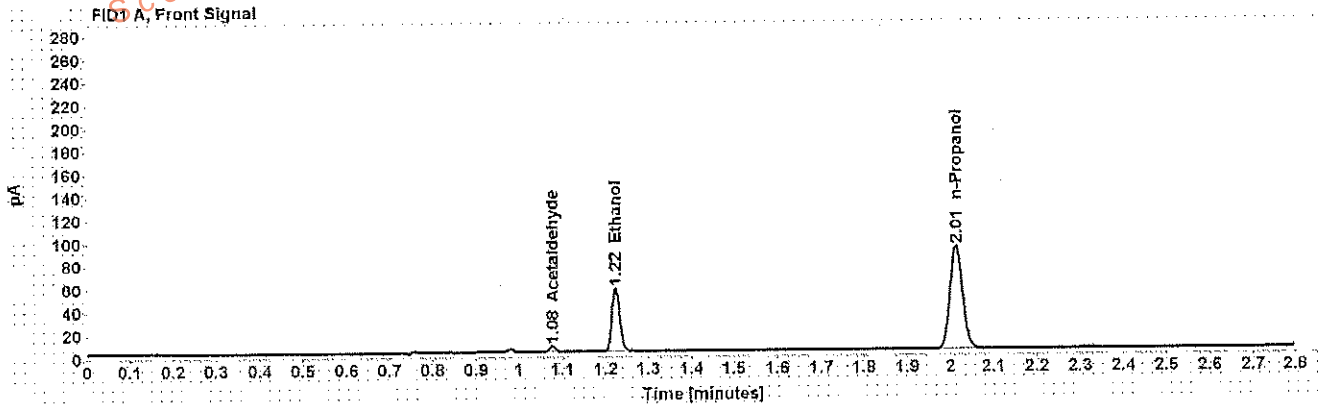


Table 1: FID 1 A (column DB-ALC1)

Compound	Amount (g/100mL)	Time (min)	Peak Area
Acetaldehyde	-----	1.077	4.894
>Ethanol	0.1080	1.224	70.743
n-Propanol	-----	2.013	183.580

Table 2: FID 2 B (column DB-ALC2)

Compound	Time (min)	Peak Area
Acetaldehyde	0.984	6.169
Ethanol	1.345	82.901
n-Propanol	2.375	213.160



## Scottsdale Police Department Crime Lab Volatiles Analysis

Sample:	[REDACTED]	Item number:	1186575
Injection date:	1/4/2018 11:01:19 AM	Vial:	28
Method:	ethanol quant.M	Sequence:	4Jan18
Instrument:	US14173023.CN14160045	Analyst:	Adrian
Data file:	C:\Chem32\11\Data\4Jan18\28.D		

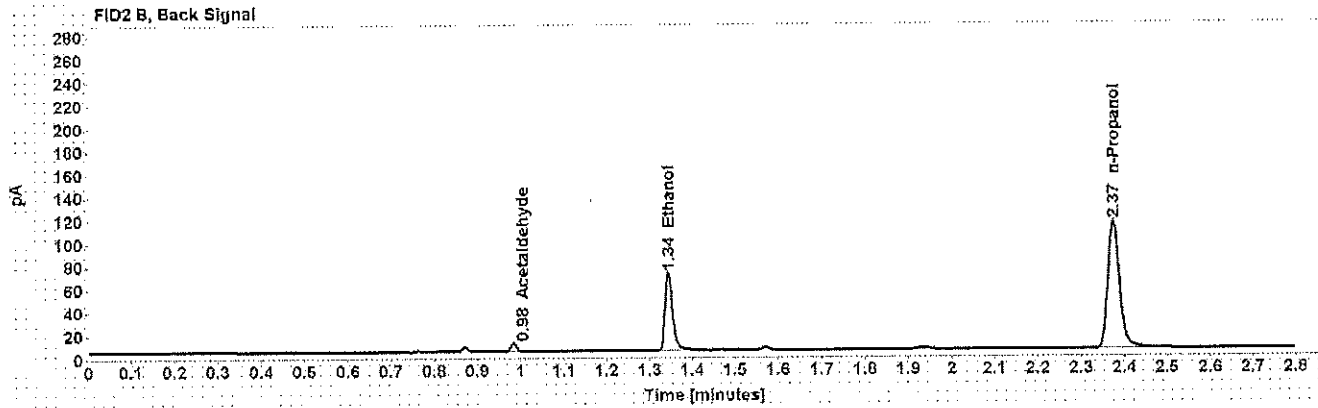
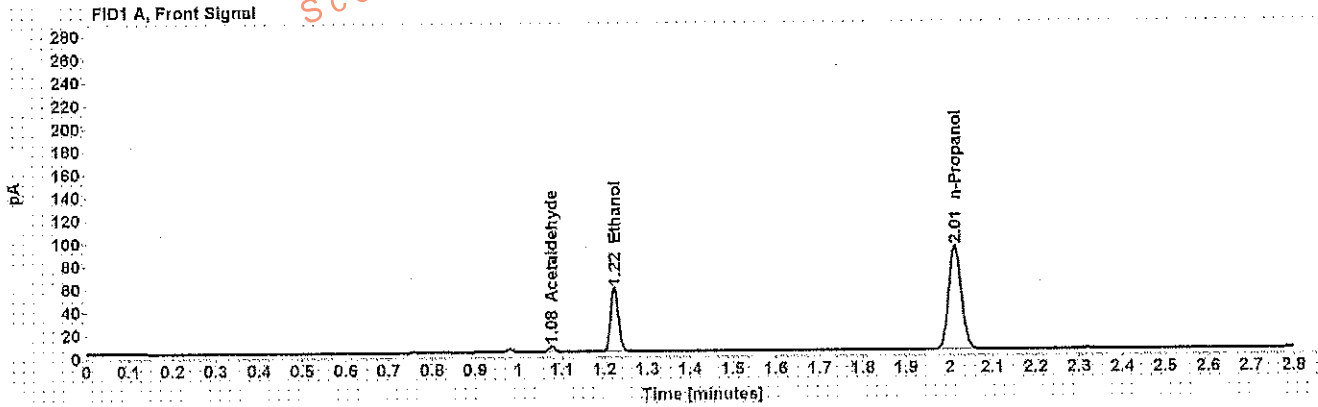


Table 1: FID 1 A (column DB-ALC1)

Compound	Amount (g/100mL)	Time (min)	Peak Area
Acetaldehyde	-----	1.077	5.026
>Ethanol	0.1076	1.223	70.915
n-Propanol	-----	2.013	184.632

Table 2: FID 2 B (column DB-ALC2)

Compound	Time (min)	Peak Area
Acetaldehyde	0.984	6.343
Ethanol	1.344	84.630
n-Propanol	2.375	214.600

## Scottsdale Police Department Crime Lab Volatiles Analysis

<b>Sample:</b>	[REDACTED]	<b>Item number:</b>	1187955
<b>Injection date:</b>	1/4/2018 11:05:18 AM	<b>Vial:</b>	29
<b>Method:</b>	ethanol quant.M	<b>Sequence:</b>	4Jan18
<b>Instrument:</b>	US14173023 CN14160045	<b>Analyst:</b>	Adrian
<b>Data file:</b>	C:\Chem32\1\Data\4Jan18\29.D		

Dissemination is restricted to Criminal Justice Agencies and authorized Non-C.J. Agencies ONLY. Secondary dissemination to unauthorized agencies is PROHIBITED. Scottsdale City Prosecutor

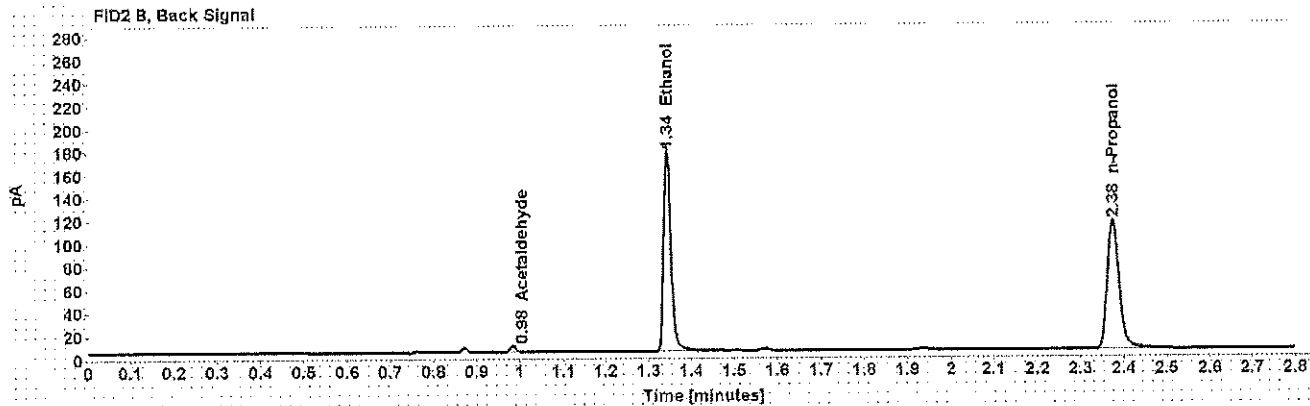
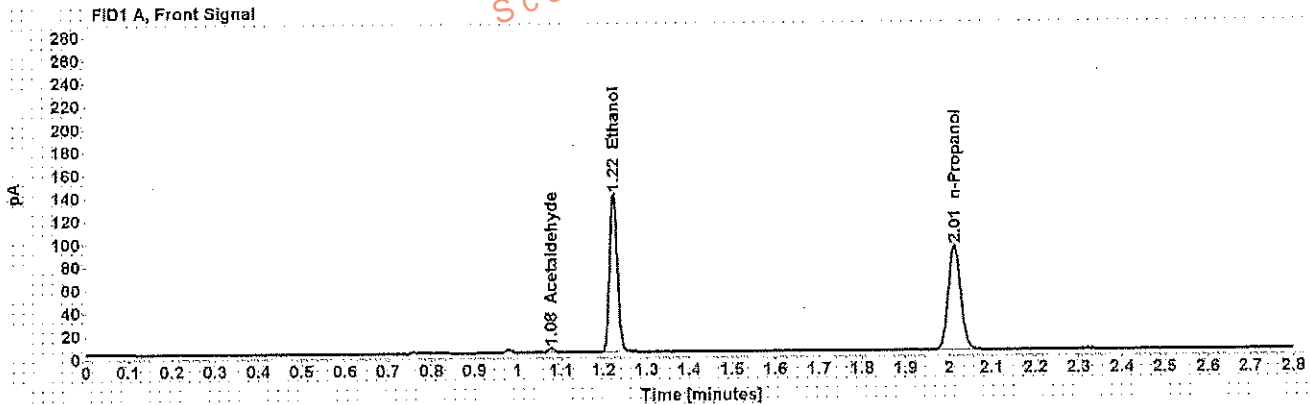


Table 1: FID 1 A (column DB-ALC1)

Compound	Amount (g/100mL)	Time (min)	Peak Area
Acetaldehyde	-----	1.077	3.976
>Ethanol	0.2661	1.223	176.226
n-Propanol	-----	2.013	184.983

Table 2: FID 2 B (column DB-ALC2)

Compound	Time (min)	Peak Area
Acetaldehyde	0.984	5.031
Ethanol	1.344	211.373
n-Propanol	2.375	217.078

## Scottsdale Police Department Crime Lab Volatiles Analysis

Sample: [REDACTED]	Item number: 1187955
Injection date: 1/4/2018 11:09:19 AM	Vial: 30
Method: ethanol quant.M	Sequence: 4Jan18
Instrument: US14173023 CN14160045	Analyst: Adrian
Data file: C:\Chem32\1\Data\4Jan18\30.D	

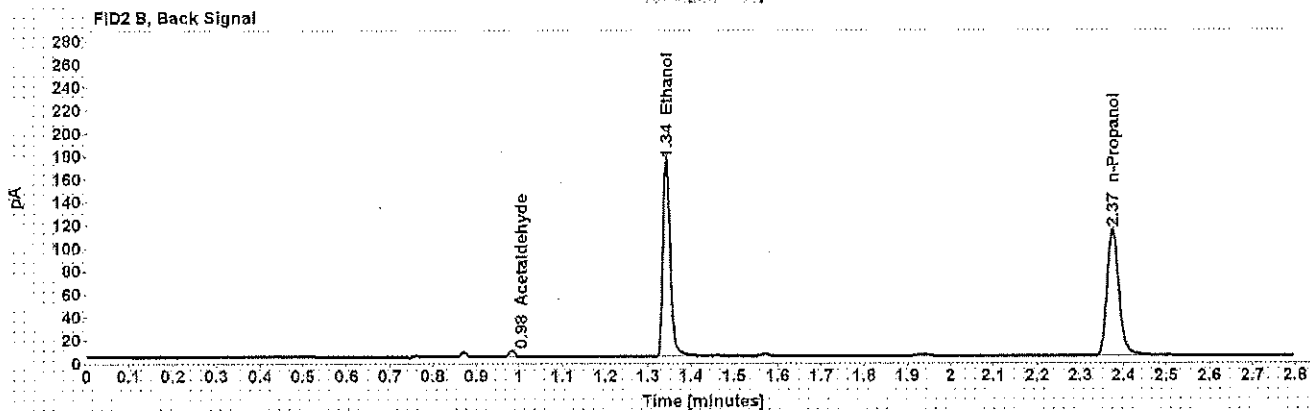
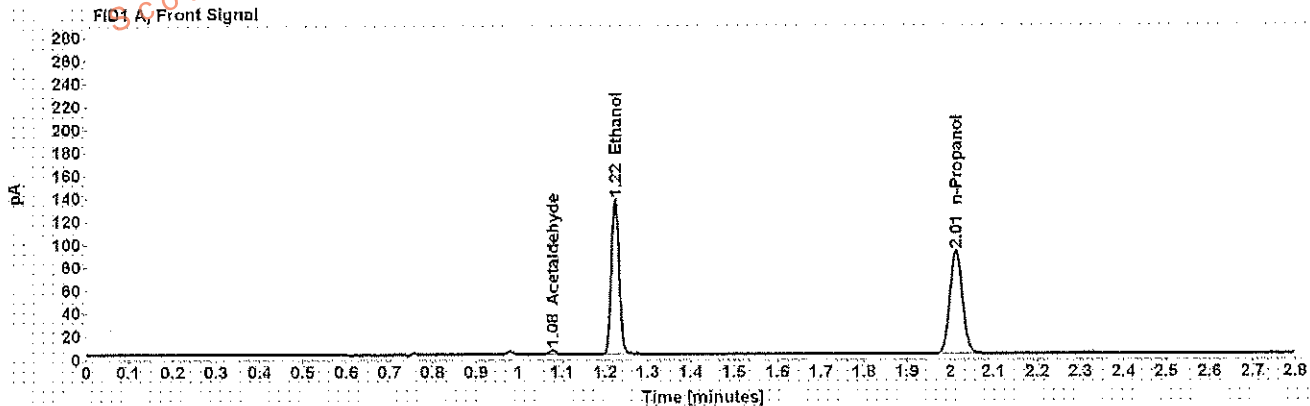


Table 1: FID 1 A (column DB-ALC1)

Compound	Amount (g/100mL)	Time (min)	Peak Area
Acetaldehyde	-----	1.077	4.025
>Ethanol	0.2633	1.223	173.188
n-Propanol	-----	2.013	183.683

Table 2: FID 2 B (column DB-ALC2)

Compound	Time (min)	Peak Area
Acetaldehyde	0.984	5.105
Ethanol	1.343	207.685
n-Propanol	2.375	213.798

Case: [REDACTED] User: wadrian 1/5/2018

## Scottsdale Police Department Crime Lab Volatiles Analysis

Sample: [REDACTED]	Item number: 1186776
Injection date: 1/4/2018 11:17:34 AM	Vial: 32
Method: ethanol quant.M	Sequence: 4Jan18
Instrument: US14173023.GN14160045	Analyst: Adrian
Data file: C:\Chem32\11Data\4Jan18\32.D	

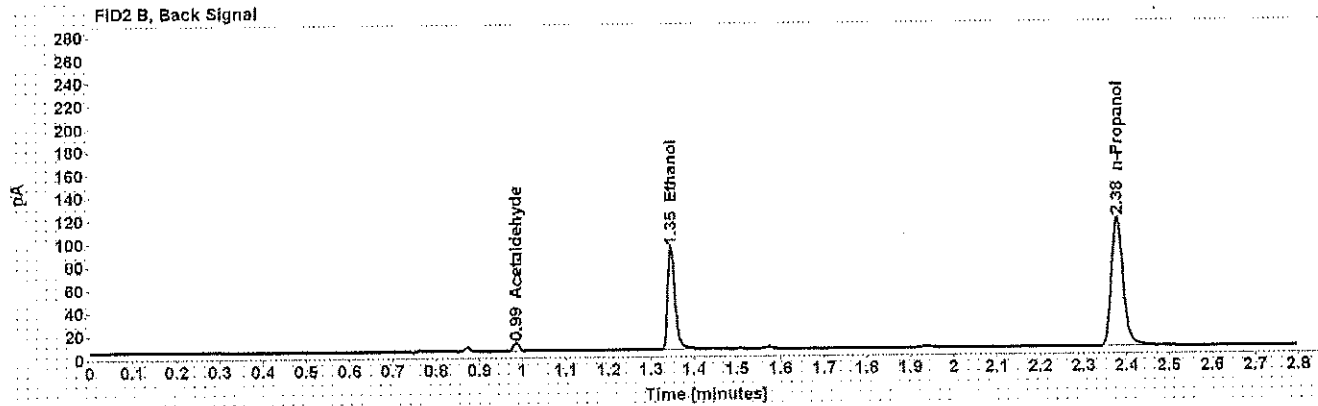
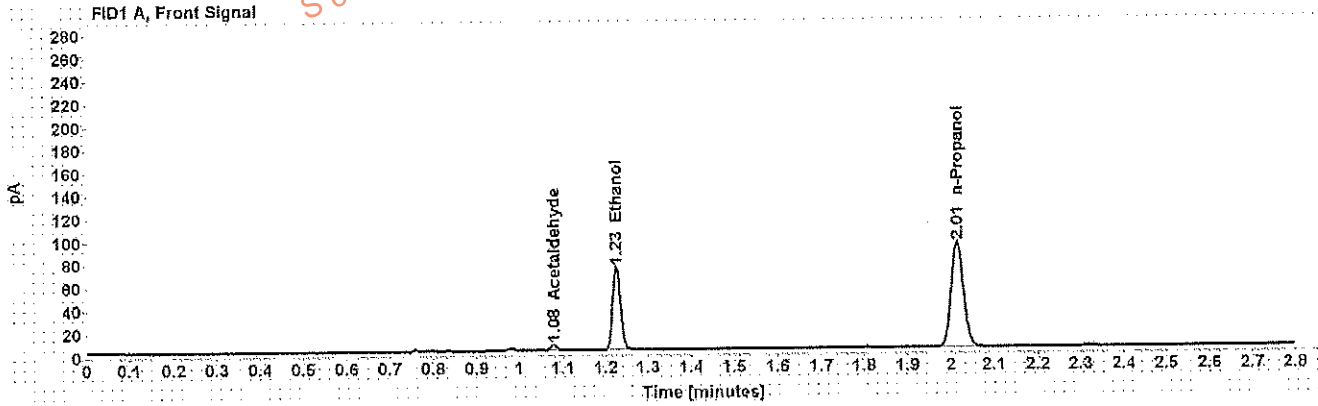


Table 1: FID 1 A (column DB-ALC1)

Compound	Amount (g/100mL)	Time (min)	Peak Area
Acetaldehyde	-----	1.078	5.130
>Ethanol	0.1401	1.225	92.512
n-Propanol	-----	2.015	184.856

Table 2: FID 2 B (column DB-ALC2)

Compound	Time (min)	Peak Area
Acetaldehyde	0.985	6.430
Ethanol	1.347	108.743
n-Propanol	2.378	216.857

## Scottsdale Police Department Crime Lab Volatiles Analysis

Dissemination is restricted to Criminal Justice Agencies and authorized Non-C.J. Agencies ONLY. Secondary dissemination to unauthorized agencies is PROHIBITED.  
Scottsdale City Prosecutor

Sample:	[REDACTED]	Item number:	1186776
Injection date:	1/4/2018 11:21:34 AM	Vial:	33
Method:	ethanol quant.M	Sequence:	4Jan18
Instrument:	US14173023 CN14160045	Analyst:	Adrian
Data file:	C:\Chem321\Data\4Jan18\33.D		

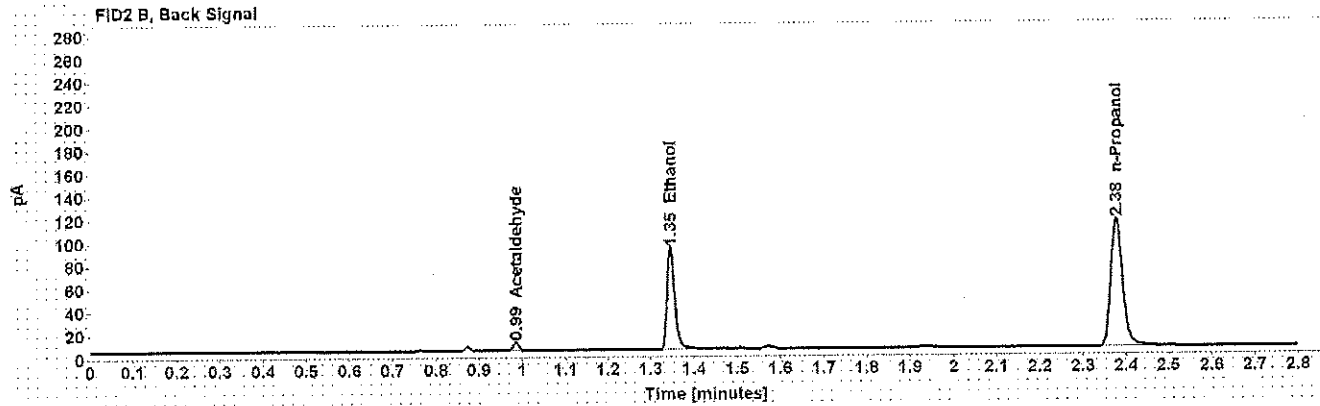
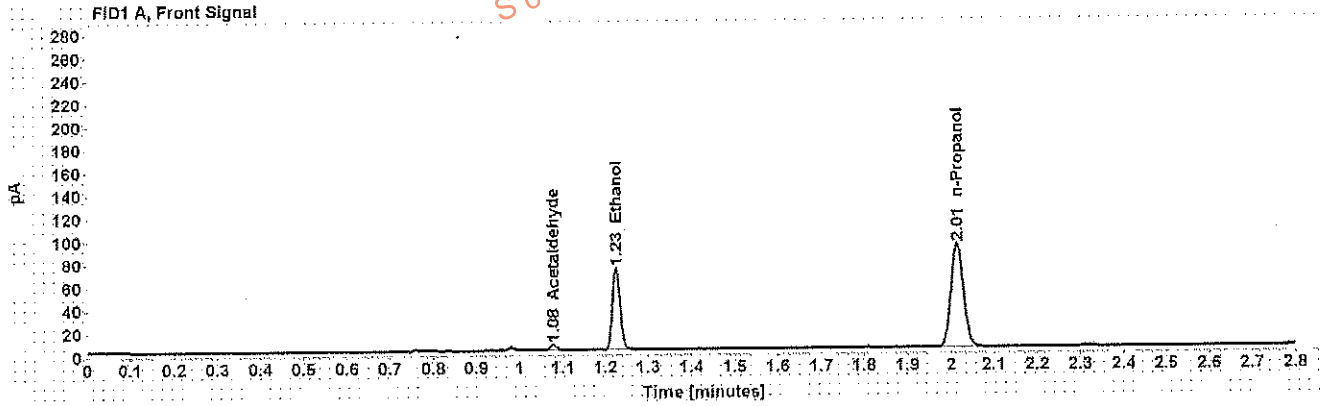


Table 1: FID 1 A (column DB-ALC1)

Compound	Amount (g/100mL)	Time (min)	Peak Area
Acetaldehyde	-----	1.078	5.065
>Ethanol	0.1388	1.225	91.525
n-Propanol	-----	2.015	184.534

Table 2: FID 2 B (column DB-ALC2)

Compound	Time (min)	Peak Area
Acetaldehyde	0.985	6.324
Ethanol	1.347	107.383
n-Propanol	2.378	215.095

Case: [REDACTED] User: wadrian 1/5/2018

## Scottsdale Police Department Crime Lab Volatiles Analysis

Sample: [REDACTED]	Item number: 1188161
Injection date: 1/4/2018 11:25:33 AM	Vial: 34
Method: ethanol quant.M	Sequence: 4Jan18
Instrument: US14173023 CN14160045	Analyst: Adrian
Data file: C:\Chem3211\Data\4Jan18\34.D	

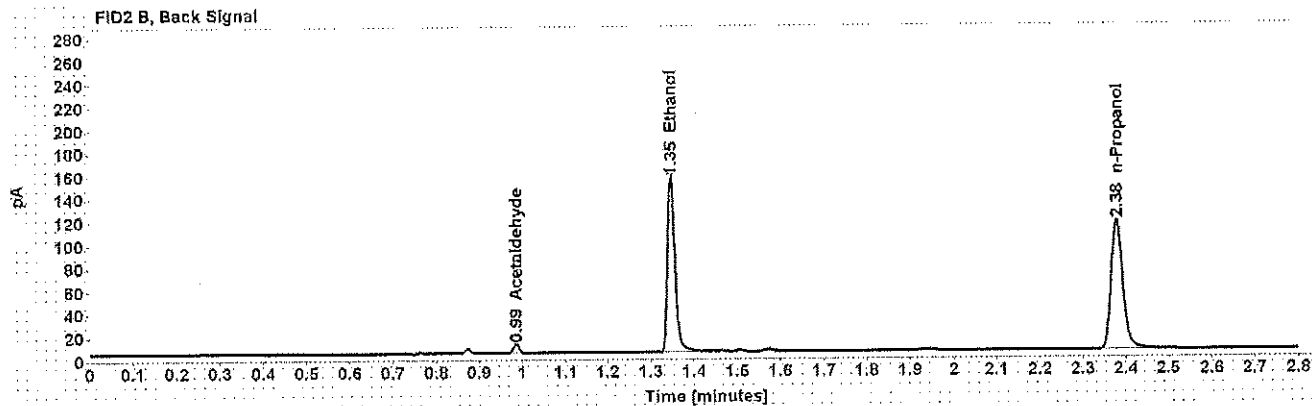
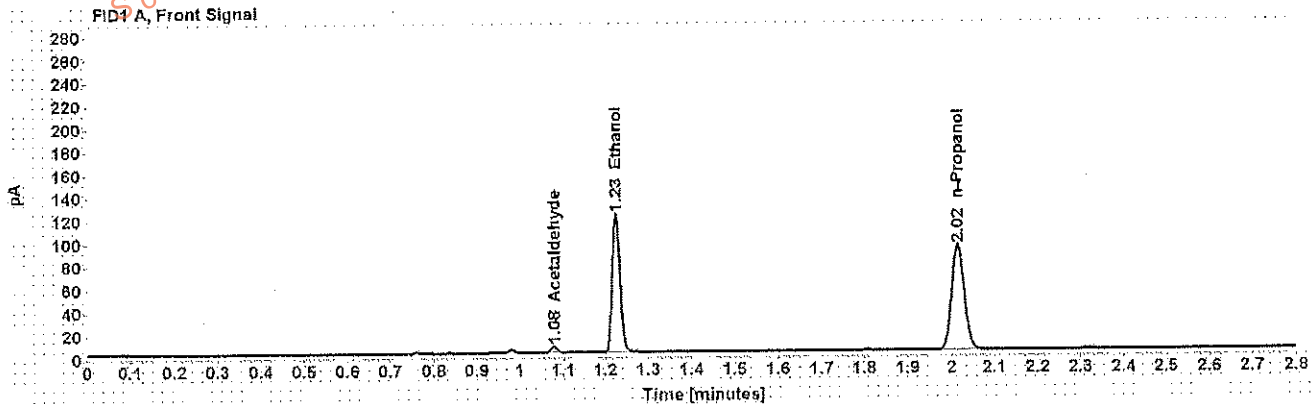


Table 1: FID 1 A (column DB-ALC1)

Compound	Amount (g/100mL)	Time (min)	Peak Area
Acetaldehyde	-----	1.079	5.593
>Ethanol	0.2345	1.226	155.564
n-Propanol	-----	2.015	185.312

Table 2: FID 2 B (column DB-ALC2)

Compound	Time (min)	Peak Area
Acetaldehyde	0.986	7.032
Ethanol	1.348	186.672
n-Propanol	2.379	217.800

## Scottsdale Police Department Crime Lab Volatiles Analysis

Sample:	[REDACTED]	Item number:	1188161
Injection date:	1/4/2018 11:29:34 AM	Vial:	35
Method:	ethanol quant.M	Sequence:	4Jan18
Instrument:	US14173023 CN14160045	Analyst:	Adrian
Data file:	C:\Chem3211\Data4Jan18\35.D		

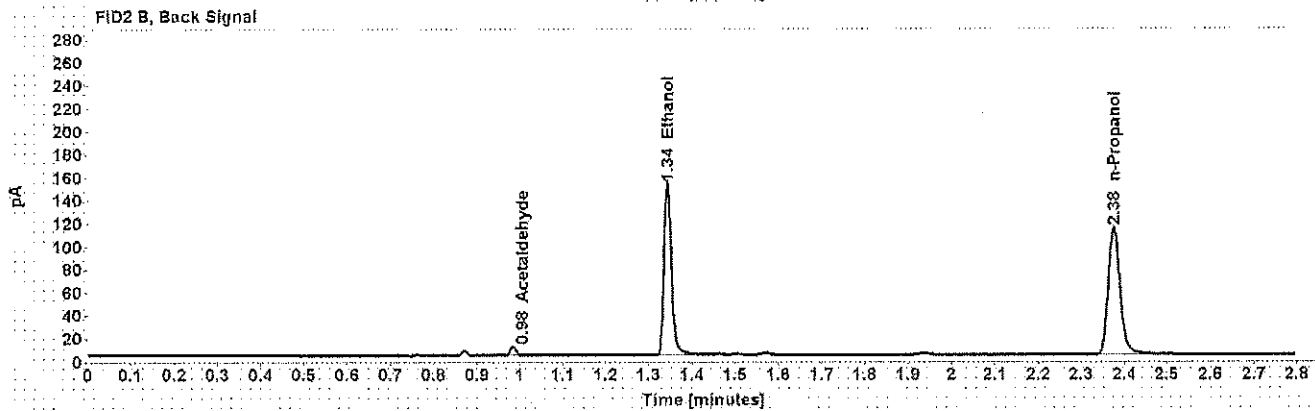
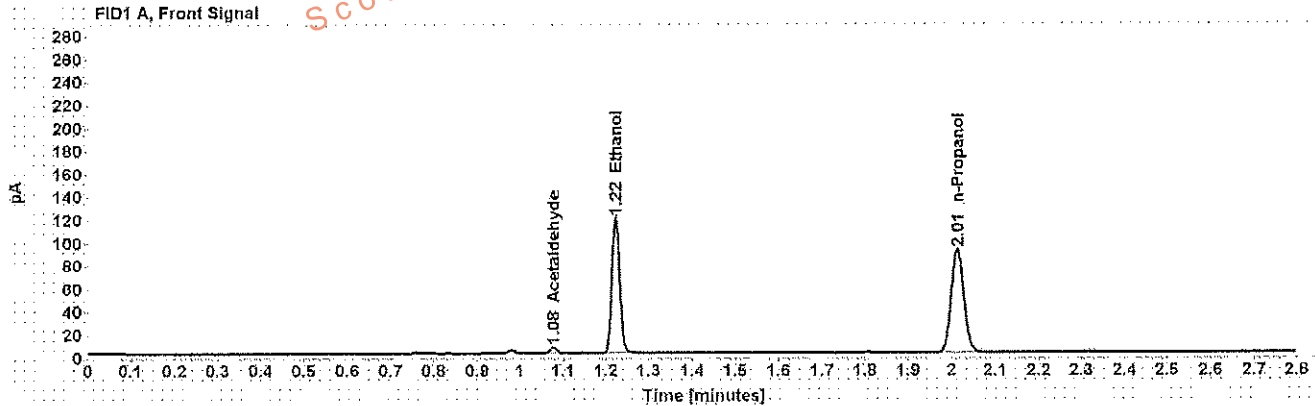


Table 1: FID 1 A (column DB-ALC1)

Compound	Amount (g/100mL)	Time (min)	Peak Area
Acetaldehyde	-----	1.077	5.501
>Ethanol	0.2295	1.223	151.184
n-Propanol	-----	2.013	184.056

Table 2: FID 2 B (column DB-ALC2)

Compound	Time (min)	Peak Area
Acetaldehyde	0.984	6.954
Ethanol	1.344	181.620
n-Propanol	2.375	214.944

## Scottsdale Police Department Crime Lab Volatiles Analysis

Sample:	[REDACTED]	Item number:	1174672
Injection date:	1/4/2018 11:33:34 AM	Vial:	36
Method:	ethanol quant.M	Sequence:	4Jan18
Instrument:	US14173023 CN14160045	Analyst:	Adrian
Data file:	C:\Chem3211\Data\4Jan18\36.D		

Dissemination is restricted to Criminal Justice Agencies and authorized Non-C.J. Agencies ONLY. Secondary dissemination to unauthorized agencies is PROHIBITED.  
Scottsdale City Prosecutor

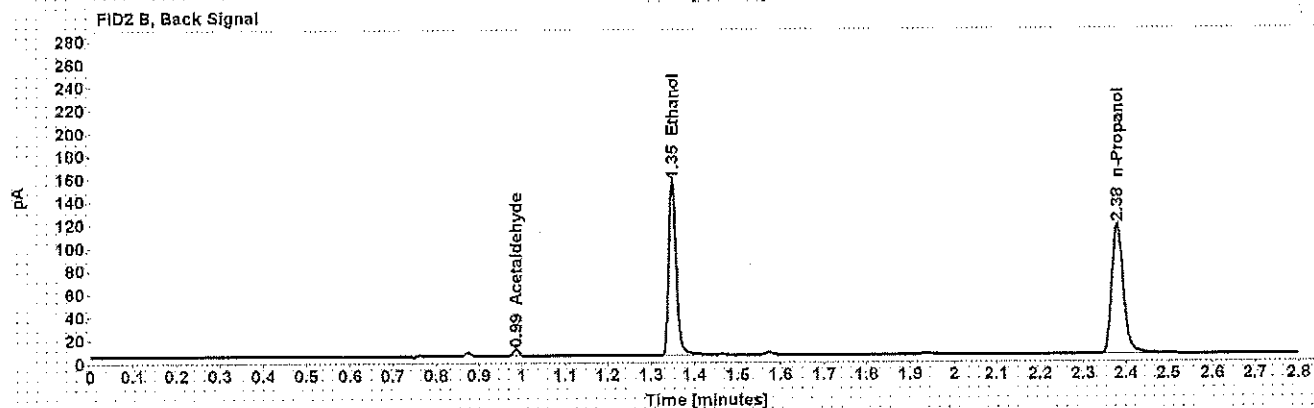
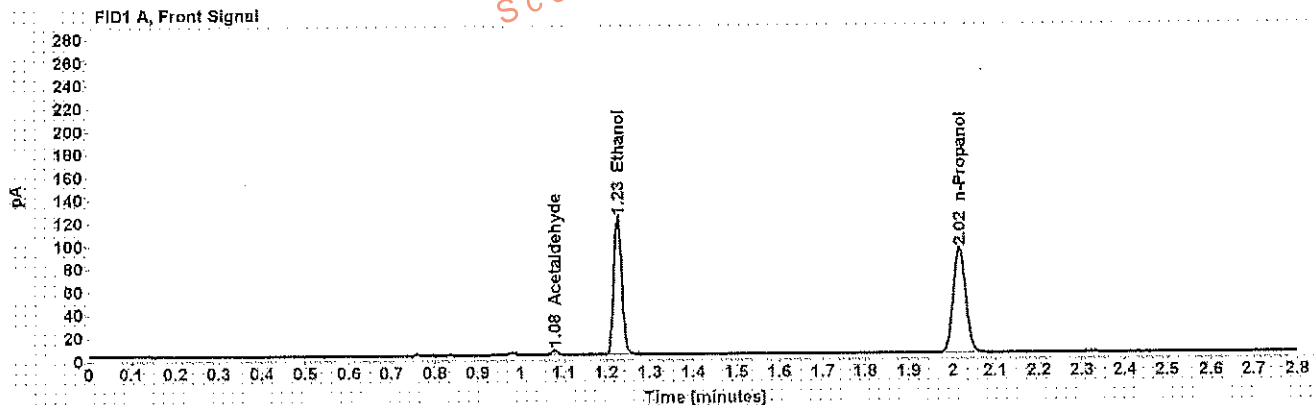


Table 1: FID 1 A (column DB-ALC1)

Compound	Amount (g/100mL)	Time (min)	Peak Area
Acetaldehyde	-----	1.079	4.285
>Ethanol	0.2327	1.226	155.024
n-Propanol	-----	2.016	186.152

Table 2: FID 2 B (column DB-ALC2)

Compound	Time (min)	Peak Area
Acetaldehyde	0.986	5.427
Ethanol	1.348	186.176
n-Propanol	2.380	218.561



Case: [REDACTED] User: wadrian 1/5/2018

### Scottsdale Police Department Crime Lab Volatiles Analysis

Sample:	[REDACTED]	Item number:	1174672
Injection date:	1/4/2018 11:37:49 AM	Vial:	37
Method:	ethanol quant.M	Sequence:	4Jan18
Instrument:	US14173023 CN14160045	Analyst:	Adrian
Data file:	C:\Chem32\11Data\4Jan18\37.D		

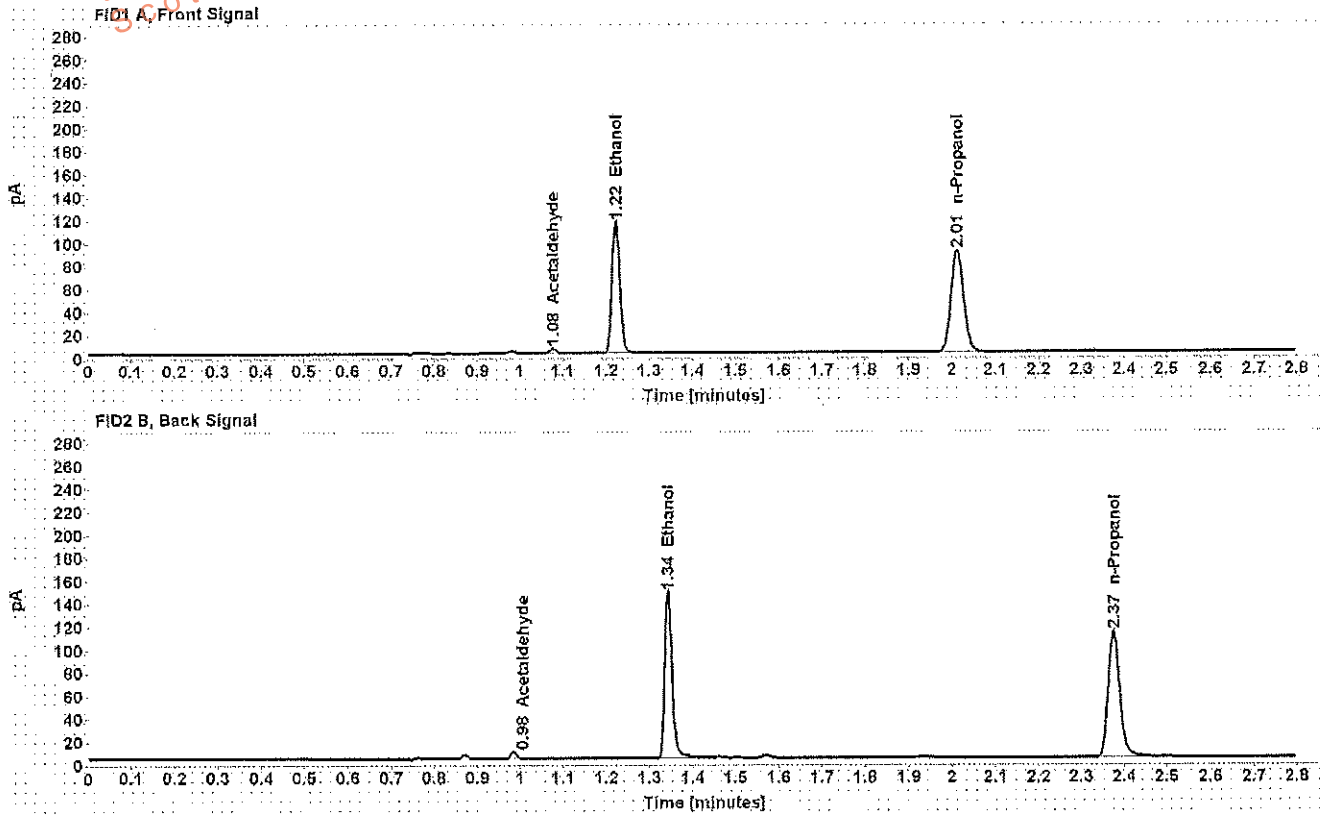


Table 1: FID 1 A (column DB-ALC1)

Compound	Amount (g/100mL)	Time (min)	Peak Area
Acetaldehyde	-----	1.077	4.246
>Ethanol	0.2263	1.223	147.180
n-Propanol	-----	2.012	181.700

Table 2: FID 2 B (column DB-ALC2)

Compound	Time (min)	Peak Area
Acetaldehyde	0.983	5.439
Ethanol	1.343	176.264
n-Propanol	2.375	212.226

## Scottsdale Police Department Crime Lab Volatiles Analysis

<b>Sample:</b> [REDACTED]	<b>Item number:</b> 1171416
<b>Injection date:</b> 1/4/2018 11:41:49 AM	<b>Vial:</b> 38
<b>Method:</b> ethanol quant.M	<b>Sequence:</b> 4Jan18
<b>Instrument:</b> US14173023.GN14160045	<b>Analyst:</b> Adrian
<b>Data file:</b> C:\Chem32\11\Data\4Jan18\38.D	

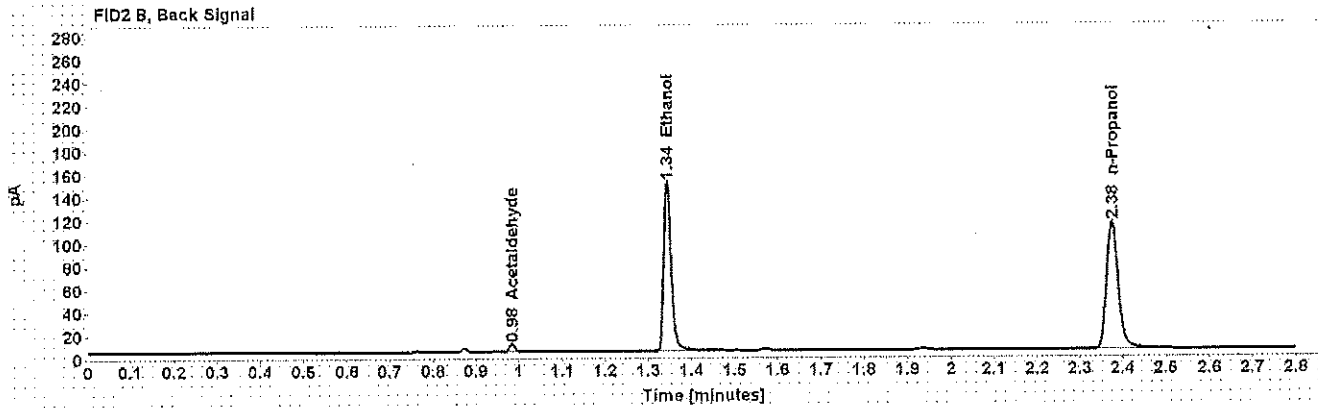
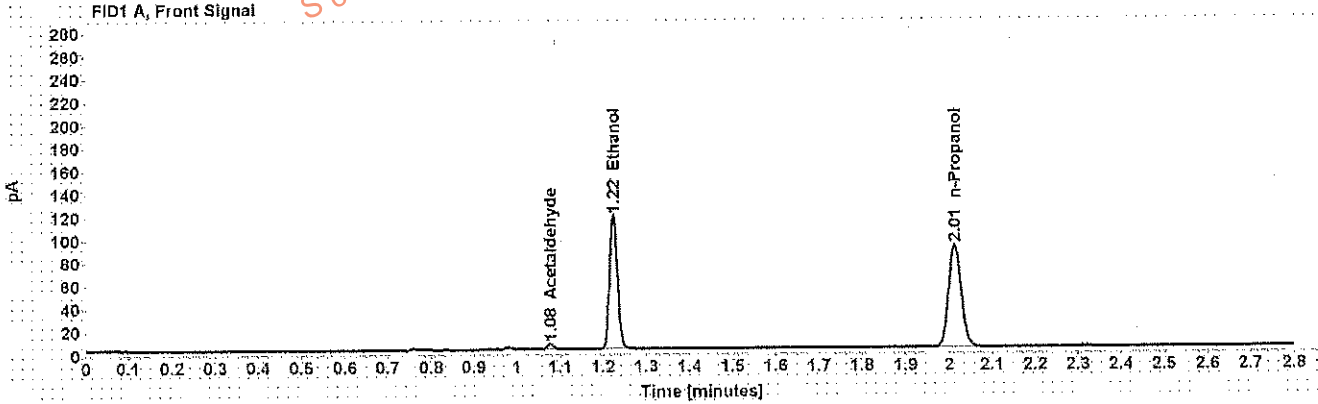


Table 1: FID 1 A (column DB-ALC1)

Compound	Amount (g/100mL)	Time (min)	Peak Area
Acetaldehyde	-----	1.077	4.993
>Ethanol	0.2294	1.224	149.444
n-Propanol	-----	2.013	182.019

Table 2: FID 2 B (column DB-ALC2)

Compound	Time (min)	Peak Area
Acetaldehyde	0.984	6.307
Ethanol	1.344	179.497
n-Propanol	2.376	213.718

Case: [REDACTED] User: wadrian 1/5/2018

## Scottsdale Police Department Crime Lab Volatiles Analysis

Sample:	[REDACTED]	Item numbers:	1171416
Injection date:	1/4/2018 11:45:48 AM	Vial:	39
Method:	ethanol quant.M	Sequence:	4Jan18
Instrument:	US14173023 CN14160045	Analyst:	Adrian
Data file:	C:\Chem32\1\Data\4Jan18\39.D		

Dissemination is restricted to Criminal Justice Agencies and authorized Non-C.J. Agencies ONLY. Secondary dissemination to unauthorized agencies is PROHIBITED.  
Scottsdale City Prosecutor

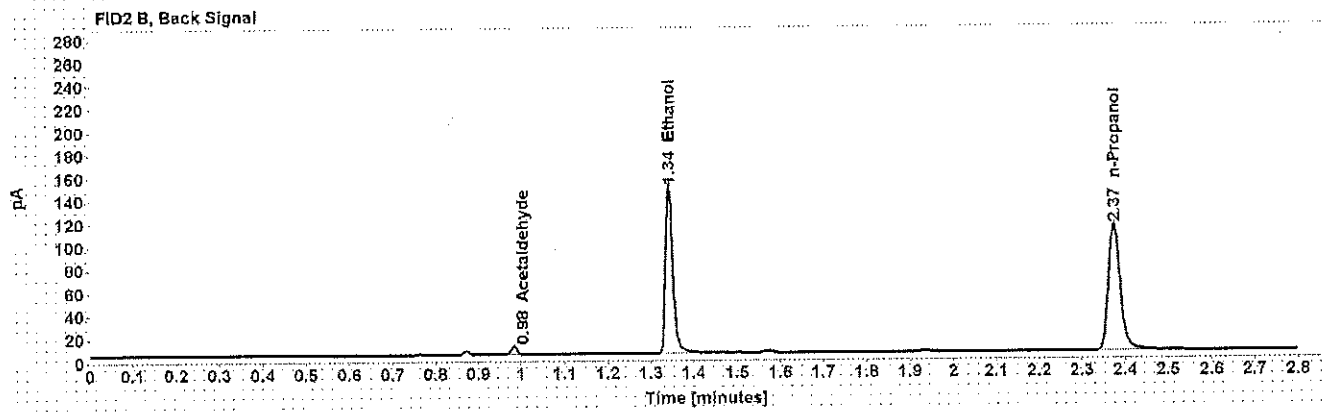
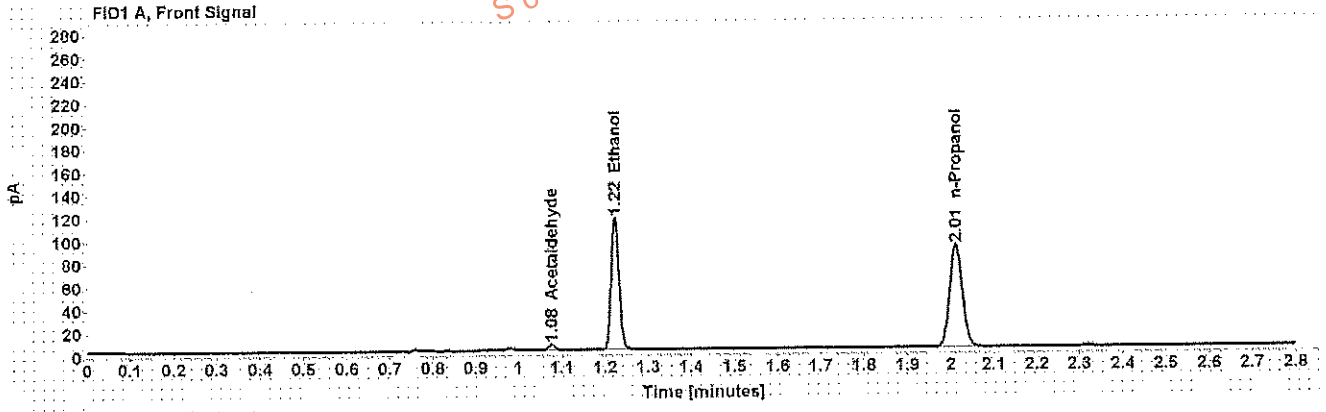


Table 1: FID 1 A (column DB-ALC1)

Compound	Amount (g/100mL)	Time (min)	Peak Area
Acetaldehyde	-----	1.077	5.023
>Ethanol	0.2275	1.223	147.239
n-Propanol	-----	2.013	180.792

Table 2: FID 2 B (column DB-ALC2)

Compound	Time (min)	Peak Area
Acetaldehyde	0.984	6.350
Ethanol	1.343	176.725
n-Propanol	2.375	212.332

## Scottsdale Police Department Crime Lab Volatiles Analysis

Sample: [REDACTED]	Item number: 1165585
Injection date: 1/4/2018 11:49:49 AM	Vial: 40
Method: ethanol quant.M	Sequence: 4Jan18
Instrument: US14173023 CN14160045	Analyst: Adrian
Data file: C:\Chem32\1\Data\4Jan18\40.D	

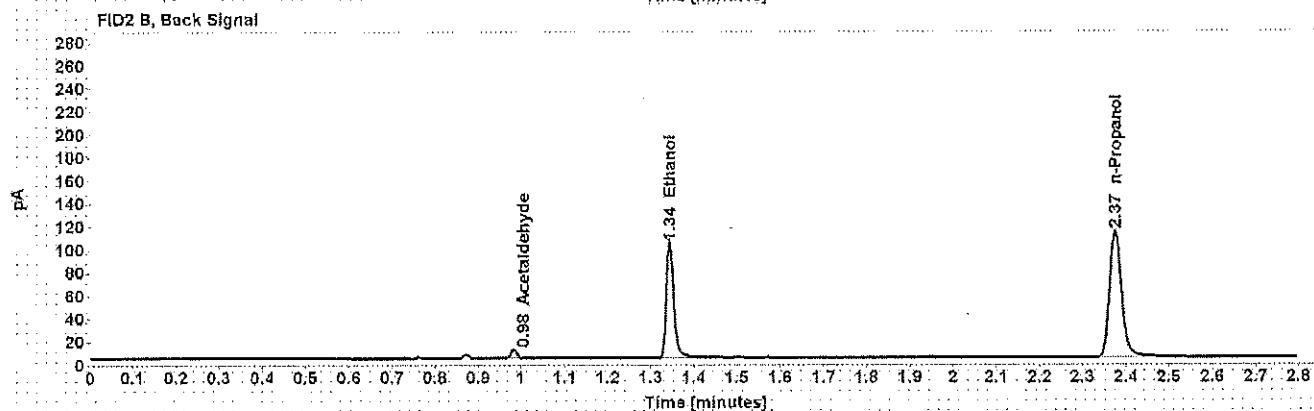
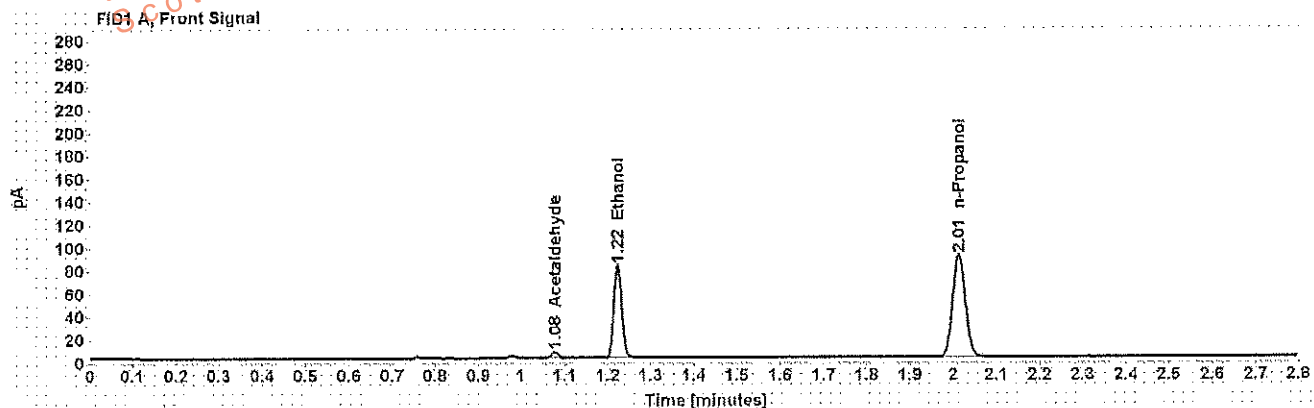


Table 1: FID 1 A (column DB-ALC1)

Compound	Amount (g/100mL)	Time (min)	Peak Area
Acetaldehyde	-----	1.077	5.475
>Ethanol	0.1586	1.223	103.162
n-Propanol	-----	2.013	182.003

Table 2: FID 2 B (column DB-ALC2)

Compound	Time (min)	Peak Area
Acetaldehyde	0.984	6.914
Ethanol	1.344	122.001
n-Propanol	2.375	213.309

## Scottsdale Police Department Crime Lab Volatiles Analysis

<b>Sample:</b> [REDACTED]		<b>Item number:</b>	1165585
<b>Injection date:</b>	1/4/2018 11:53:48 AM	<b>Vial:</b>	41
<b>Method:</b>	ethanol quant M	<b>Sequence:</b>	4Jan18
<b>Instrument:</b>	US14173023 CN14160045	<b>Analyst:</b>	Adrian
<b>Data file:</b>	C:\Chem3211\Data\4Jan18\41.D		

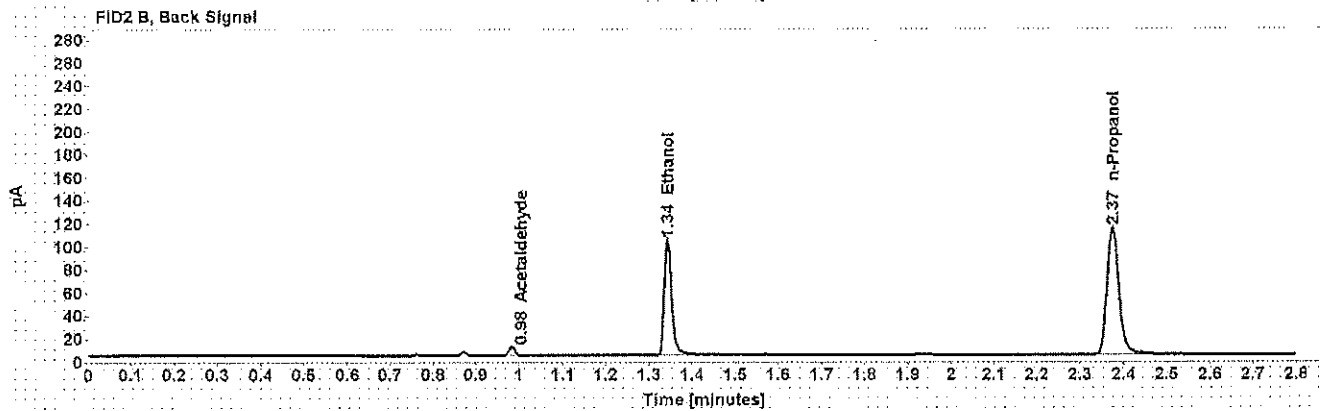
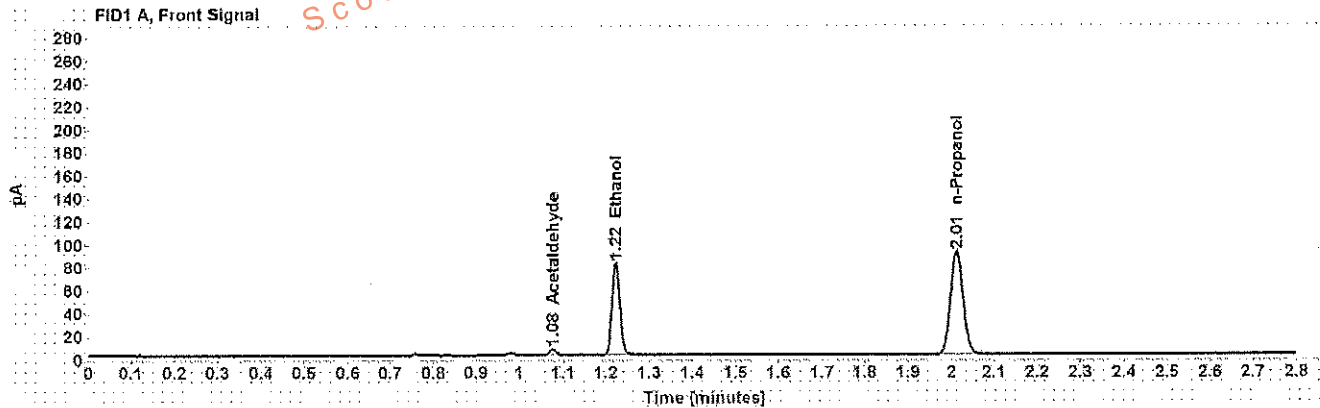


Table 1: FID 1 A (column DB-ALC1)

Compound	Amount (g/100mL)	Time (min)	Peak Area
Acetaldehyde	-----	1.077	5.445
>Ethanol	0.1576	1.223	102.810
n-Propanol	-----	2.013	182.524

Table 2: FID 2 B (column DB-ALC2)

Compound	Time (min)	Peak Area
Acetaldehyde	0.984	6.907
Ethanol	1.343	121.621
n-Propanol	2.375	213.405

Case: [REDACTED] User: wadrian 1/5/2018

# Scottsdale Police Department Crime Lab Volatiles Analysis

Sample: [REDACTED] Item number: 1188167  
Injection date: 1/4/2018 12:02:04 PM Vial: 43  
Method: ethanol quant.M Sequence: 4Jan18  
Instrument: US14173023 CN14160045 Analyst: Adrian  
Data file: C:\Chem32\1\Data\4Jan18\43.D

Dissemination is restricted to Criminal Justice Agencies and authorized Non-C.J. Agencies ONLY. Secondary dissemination to unauthorized agencies is PROHIBITED.  
Scottsdale City Prosecutor

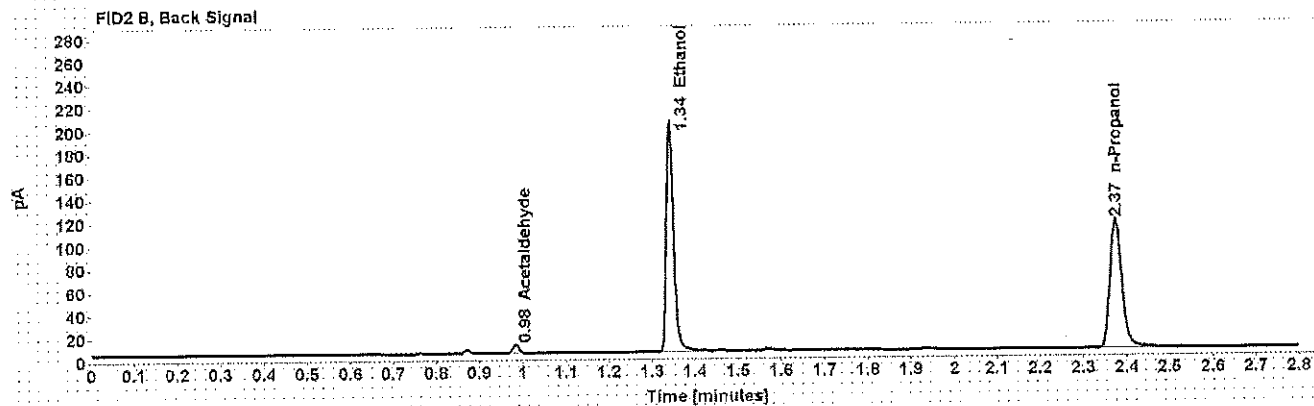
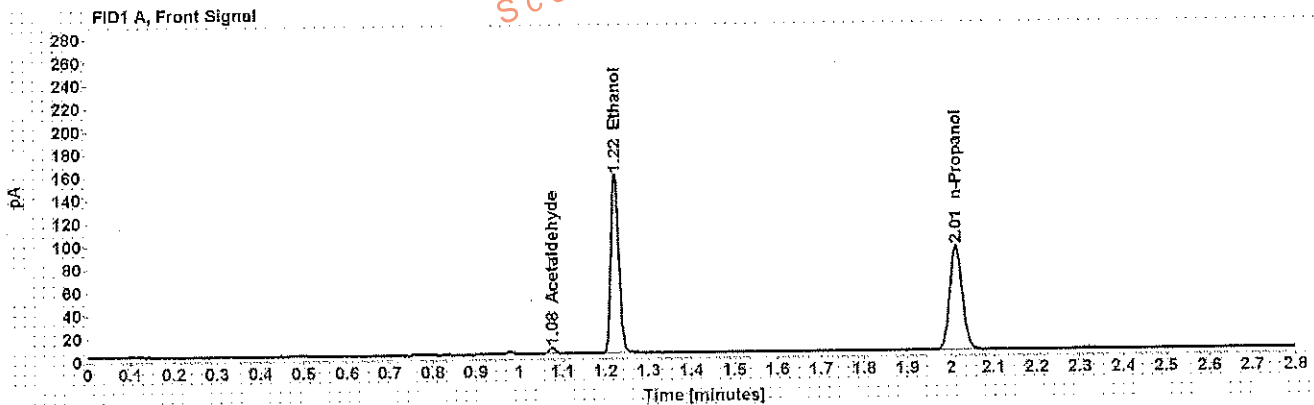


Table 1: FID 1 A (column DB-ALC1)

Compound	Amount (g/100mL)	Time (min)	Peak Area
Acetaldehyde	-----	1.077	5.525
>Ethanol	0.3024	1.222	199.517
n-Propanol	-----	2.013	184.189

Table 2: FID 2 B (column DB-ALC2)

Compound	Time (min)	Peak Area
Acetaldehyde	0.984	7.018
Ethanol	1.343	240.208
n-Propanol	2.375	217.258

## Scottsdale Police Department Crime Lab Volatiles Analysis

<b>Sample:</b> [REDACTED]	<b>Item number:</b> 1188167
<b>Injection date:</b> 1/4/2018 12:06:04 PM	<b>Vial:</b> 44
<b>Method:</b> ethanol quant M	<b>Sequence:</b> 4Jan18
<b>Instrument:</b> US14173023 CN14160045	<b>Analyst:</b> Adrian
<b>Data file:</b> C:\Chem32\1\Data\4Jan18\44.D	

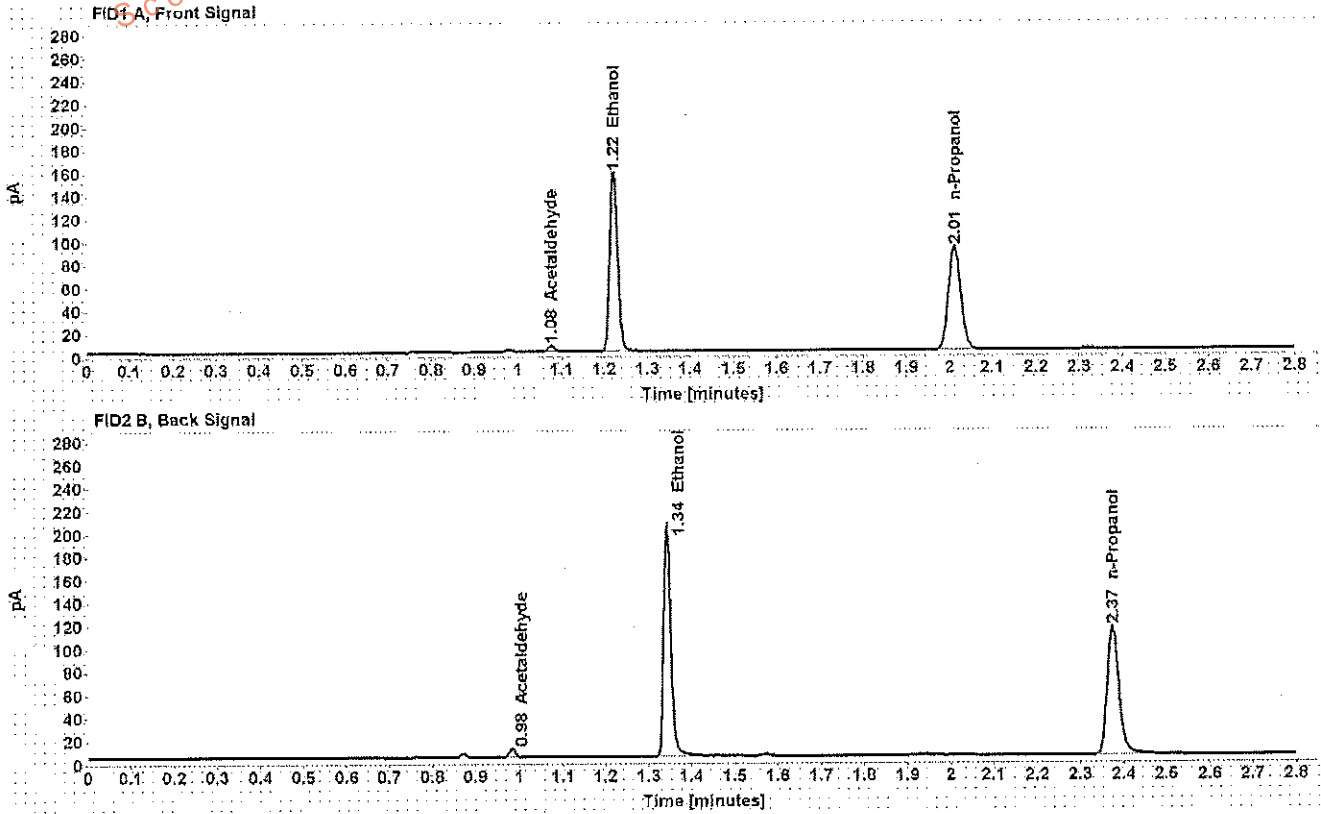


Table 1: FID 1 A (column DB-ALC1)

Compound	Amount (g/100mL)	Time (min)	Peak Area
Acetaldehyde	-----	1.077	5.452
>Ethanol	0.3045	1.223	199.724
n-Propanol	-----	2.013	183.114

Table 2: FID 2 B (column DB-ALC2)

Compound	Time (min)	Peak Area
Acetaldehyde	0.984	6.886
Ethanol	1.343	240.552
n-Propanol	2.375	215.999

## Scottsdale Police Department Crime Lab Volatiles Analysis

Sample: [REDACTED]	Item number: 1170061
Injection date: 1/4/2018 12:10:04 PM	Vial: 45
Method: ethanol quant.M	Sequence: 4Jan18
Instrument: US14173023 CN14160045	Analyst: Adrian
Data file: C:\Chem3211\Data\4Jan18\45.D	

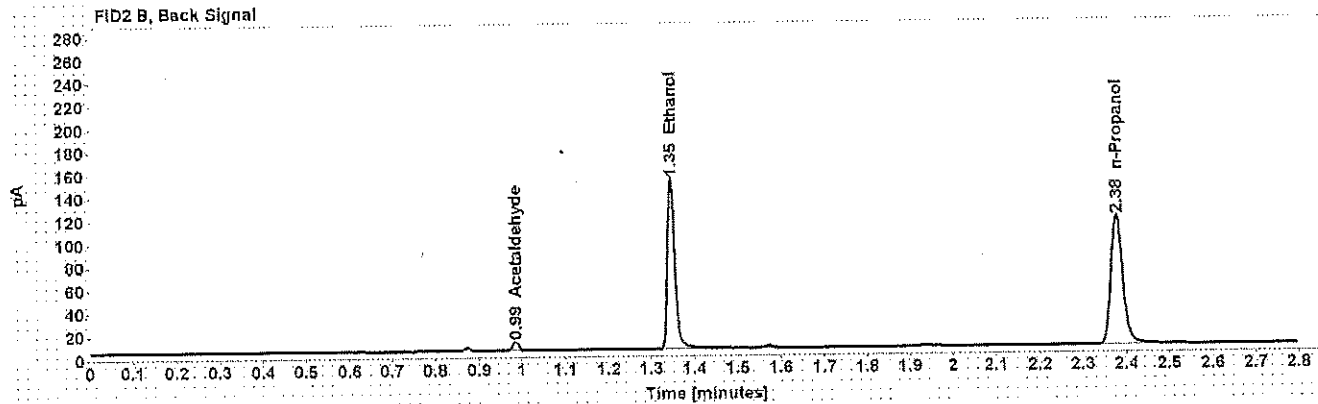
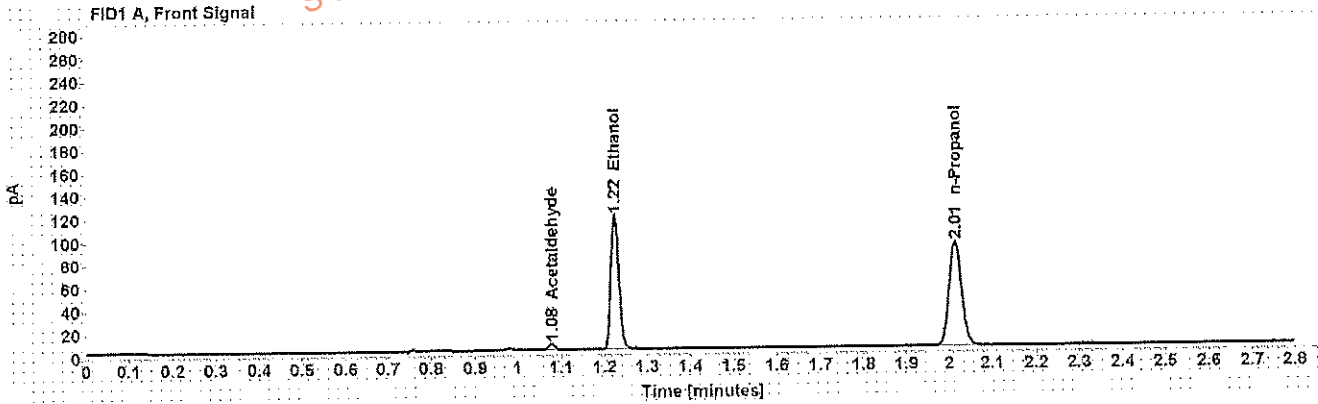


Table 1: FID 1 A (column DB-ALC1)

Compound	Amount (g/100mL)	Time (min)	Peak Area
Acetaldehyde	-----	1.078	5.581
>Ethanol	0.2274	1.225	149.838
n-Propanol	-----	2.015	184.136

Table 2: FID 2 B (column DB-ALC2)

Compound	Time (min)	Peak Area
Acetaldehyde	0.985	6.978
Ethanol	1.346	179.982
n-Propanol	2.378	216.903



## Scottsdale Police Department Crime Lab Volatiles Analysis

Sample: [REDACTED]	Item number: 1170061
Injection date: 1/4/2018 12:14:04 PM	Vial: 46
Method: ethanol quant.M	Sequence: 4Jan18
Instrument: US14173023 CN14160045	Analyst: Adrian
Data file: C:\Chem32\1\Data\4Jan18\46.D	

Dissemination is restricted to Criminal Justice Agencies and authorized Non-C.J. Agencies ONLY. Secondary dissemination to unauthorized agencies is PROHIBITED. Scottsdale City Prosecutor

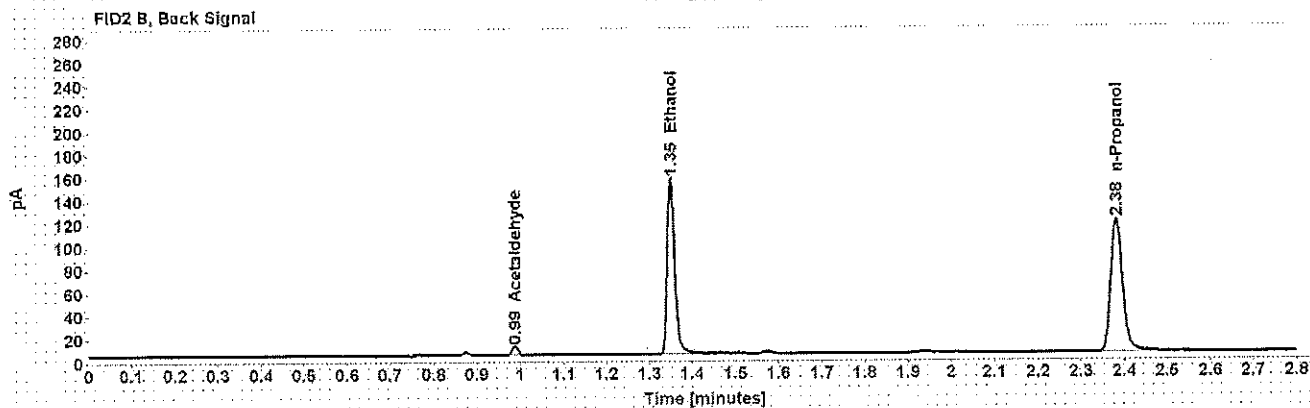
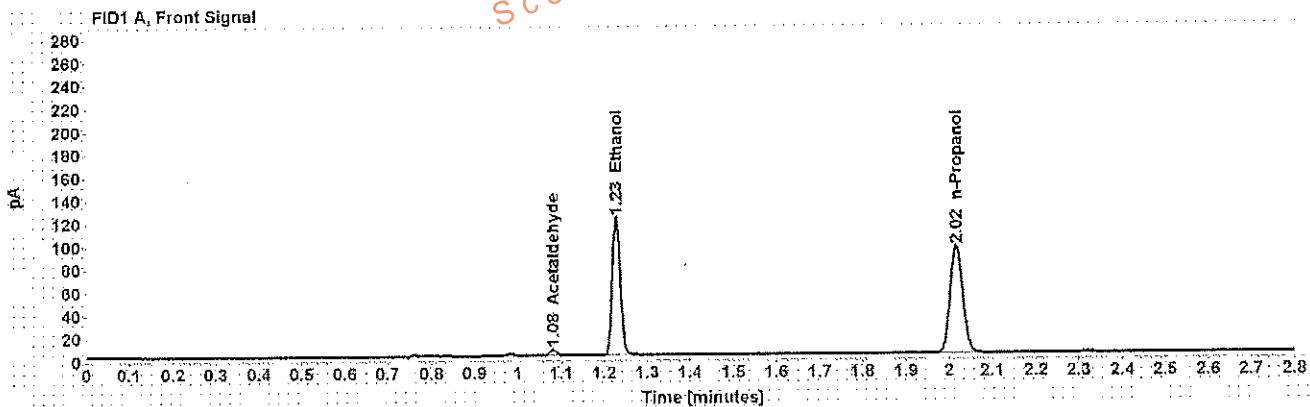


Table 1: FID 1 A (column DB-ALC1)

Compound	Amount (g/100mL)	Time (min)	Peak Area
Acetaldehyde	-----	1.080	5,699
>Ethanol	0.2307	1.228	156,700
n-Propanol	-----	2.018	189,741

Table 2: FID 2 B (column DB-ALC2)

Compound	Time (min)	Peak Area
Acetaldehyde	0.988	7,201
Ethanol	1.351	188,479
n-Propanol	2.382	223,403

## Scottsdale Police Department Crime Lab Volatiles Analysis

Sample: [REDACTED]	Item number: 1188389
Injection date: 1/4/2018 12:18:04 PM	Vial: 47
Method: ethanol quant.M	Sequence: 4Jan18
Instrument: US14173023 CN14160045	Analyst: Adrian
Data file: C:\Chem3211\Data\4Jan18\47.D	

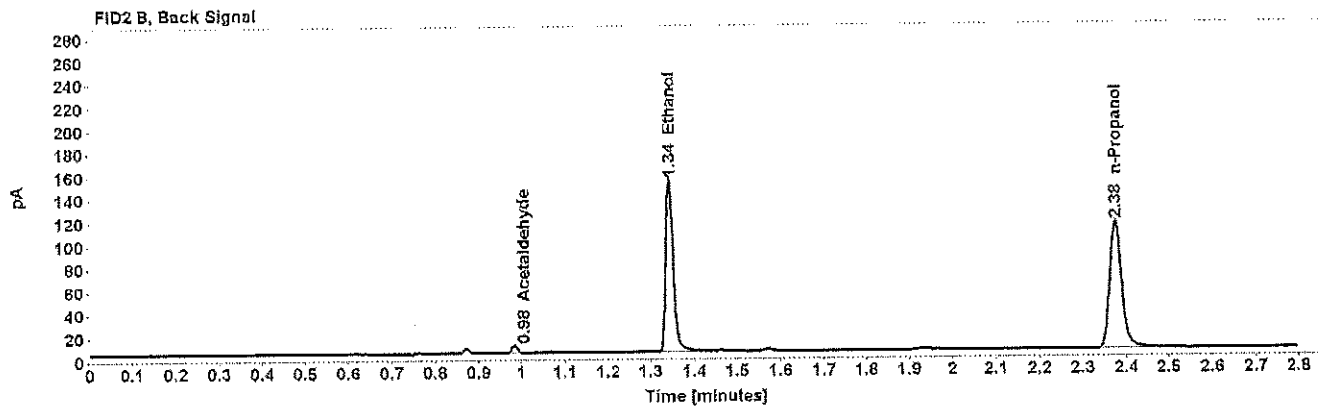
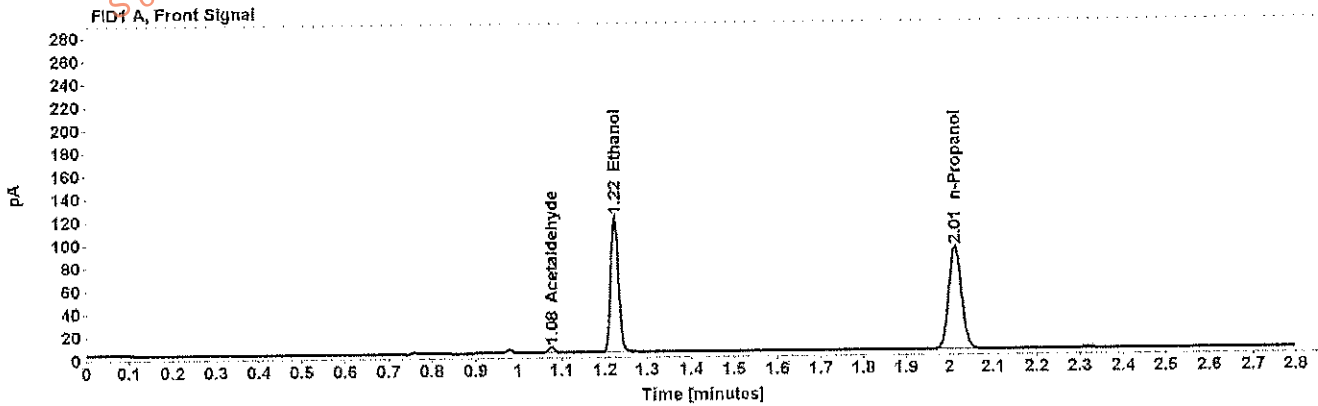


Table 1: FID 1 A (column DB-ALC1)

Compound	Amount (g/100mL)	Time (min)	Peak Area
Acetaldehyde	-----	1.077	4.807
>Ethanol	0.2326	1.223	151.154
n-Propanol	-----	2.013	181.580

Table 2: FID 2 B (column DB-ALC2)

Compound	Time (min)	Peak Area
Acetaldehyde	0.984	6.065
Ethanol	1.343	181.899
n-Propanol	2.375	213.726

Case: [REDACTED]

User: wadrian 1/5/2018

# Scottsdale Police Department Crime Lab Volatiles Analysis

Sample:	[REDACTED]	Item number:	1188389
Injection date:	1/4/2018 12:22:04 PM	Vial:	48
Method:	ethanol quant.M	Sequence:	4Jan18
Instrument:	US14173023,CN14160045	Analyst:	Adrian
Data file:	C:\Chem32\11\Data\4Jan18\48.D		

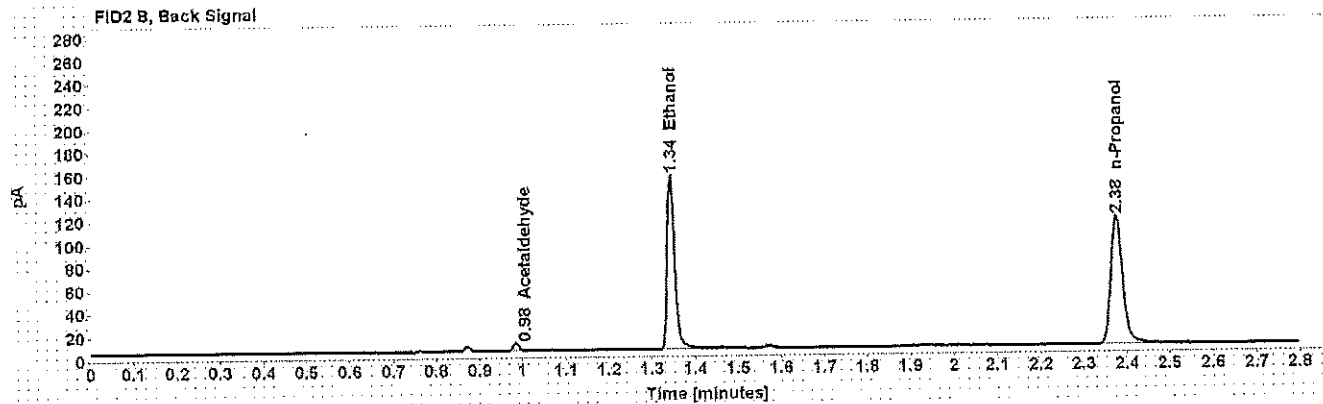
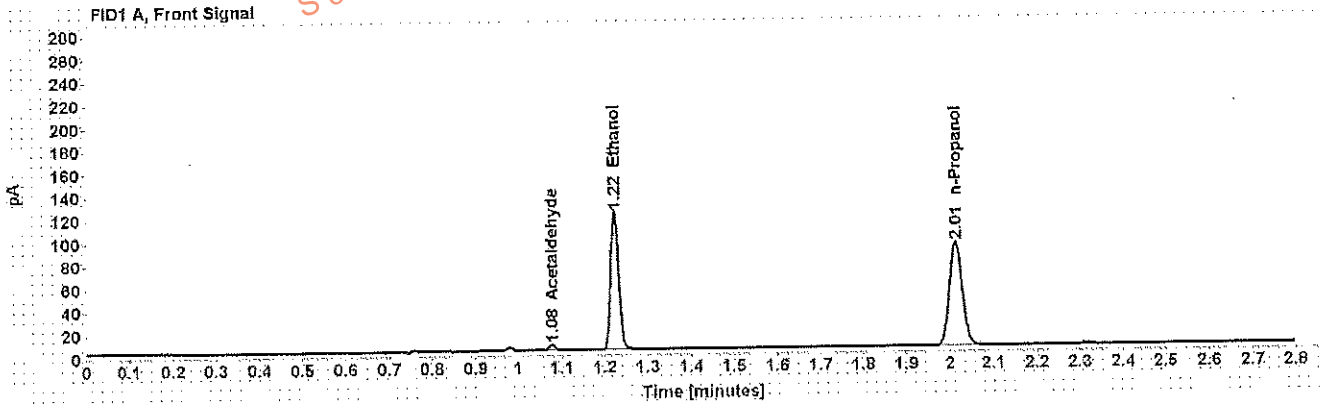


Table 1: FID 1 A (column DB-ALC1)

Compound	Amount (g/100mL)	Time (min)	Peak Area
Acetaldehyde	-----	1.077	4.788
>Ethanol	0.2347	1.224	153.670
n-Propanol	-----	2.013	182.928

Table 2: FID 2 B (column DB-ALC2)

Compound	Time (min)	Peak Area
Acetaldehyde	0.984	6.042
Ethanol	1.344	184.682
n-Propanol	2.376	215.676

## Scottsdale Police Department Crime Lab Volatiles Analysis

Sample: [REDACTED]	Item number: 1187941
Injection date: 1/4/2018 12:26:19 PM	Vial: 49
Method: ethanol quant.M	Sequence: 4Jan18
Instrument: US14173023 CN14160045	Analyst: Adrian
Data file: C:\Chem32\11\Data\4Jan18\149.D	

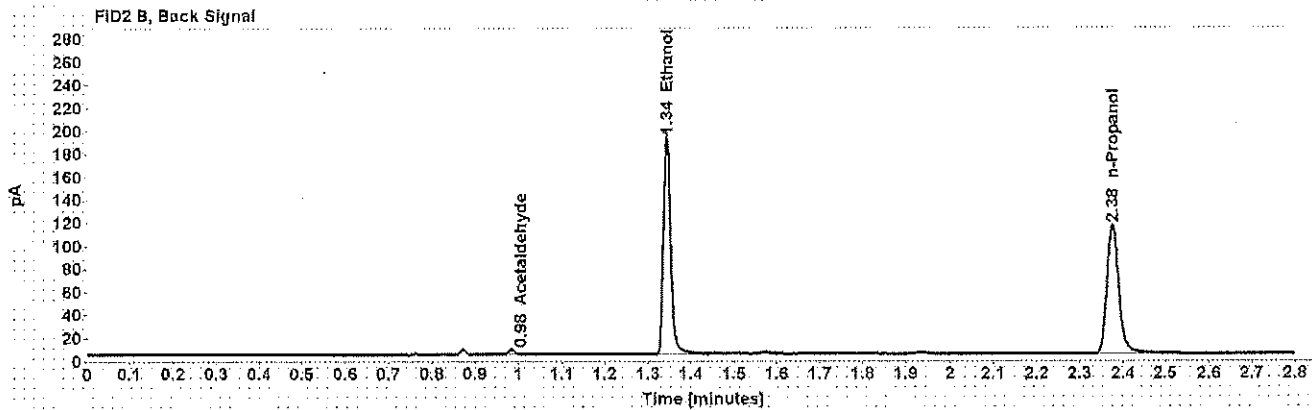
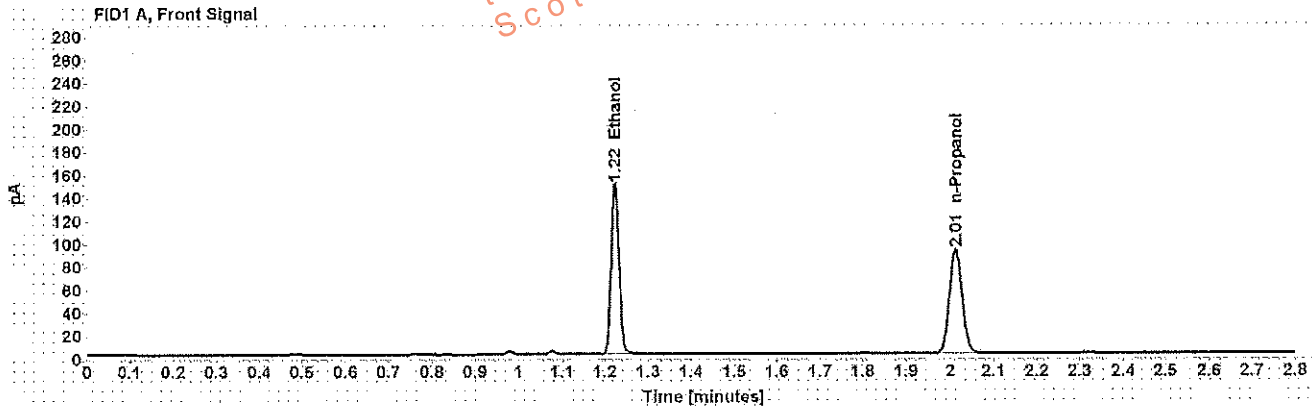


Table 1: FID 1 A (column DB-ALC1)

Compound	Amount (g/100mL)	Time (min)	Peak Area
>Ethanol	0.2877	1.223	189.735
n-Propanol	-----	2.013	184.150

Table 2: FID 2 B (column DB-ALC2)

Compound	Time (min)	Peak Area
Acetaldehyde	0.984	3.895
Ethanol	1.344	228.240
n-Propanol	2.375	217.300

Case: [REDACTED]

User: wadrian 1/5/2018

### Scottsdale Police Department Crime Lab Volatiles Analysis

Sample: [REDACTED] Item number: 1187941  
Injection date: 1/4/2018 12:30:19 PM Vial: 50  
Method: ethanol quant.M Sequence: 4Jan18  
Instrument: US14173023 CN14160045 Analyst: Adrian  
Data file: C:\Chem32\11Data\4Jan18\50.D

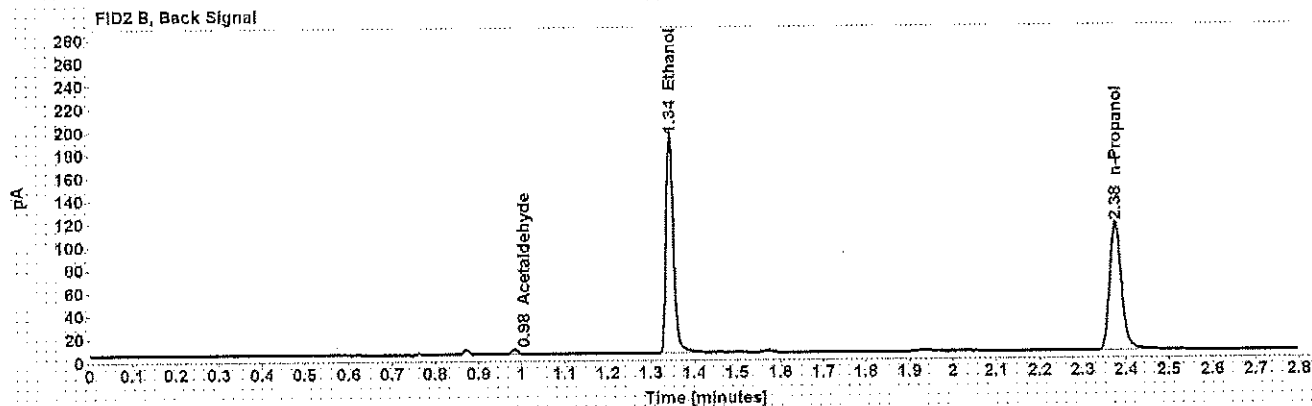
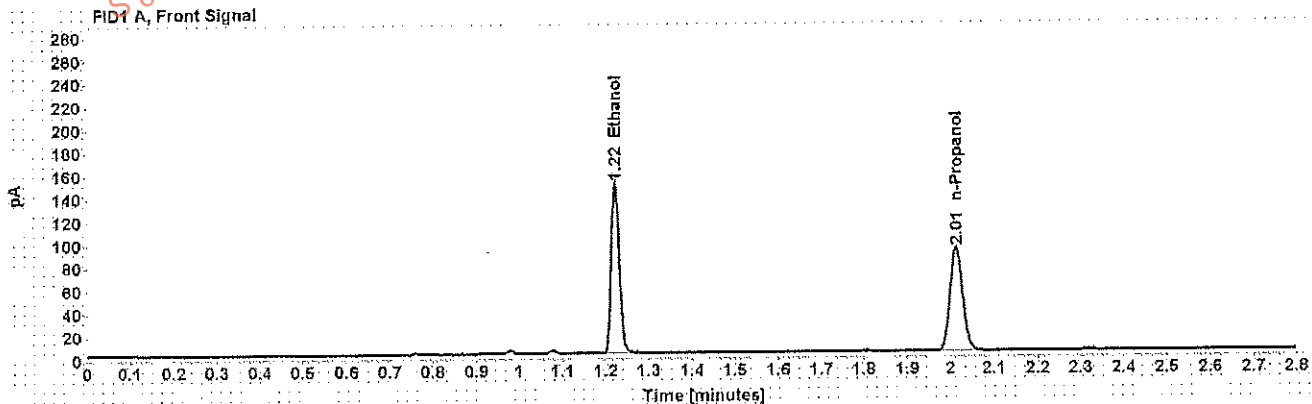


Table 1: FID 1 A (column DB-ALC1)

Compound	Amount (g/100mL)	Time (min)	Peak Area
>Ethanol	0.2901	1.223	190.013
n-Propanol	-----	2.013	182.908

Table 2: FID 2 B (column DB-ALC2)

Compound	Time (min)	Peak Area
Acetaldehyde	0.984	3.826
Ethanol	1.344	228.851
n-Propanol	2.375	215.519

Case

User: wadrian 1/5/2018

# Scottsdale Police Department Crime Lab Volatiles Analysis

Sample:	[REDACTED]	Item number:	1188231
Injection date:	1/4/2018 12:34:19 PM	Vial:	51
Method:	ethanol quant.M	Sequence:	4Jan18
Instrument:	US14173023 CN14160045	Analyst:	Adrian
Data file:	C:\Chem3211\Data\4Jan18\51.D		

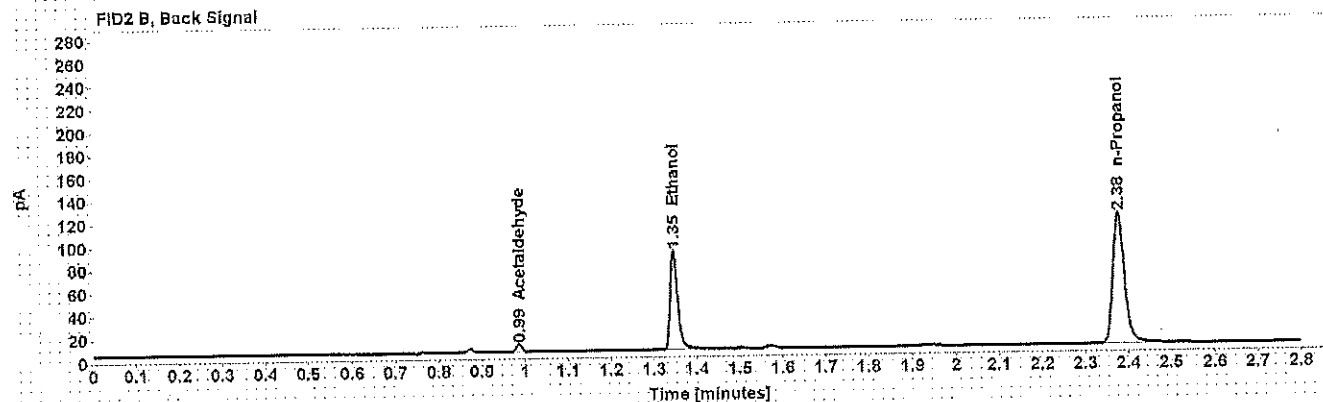
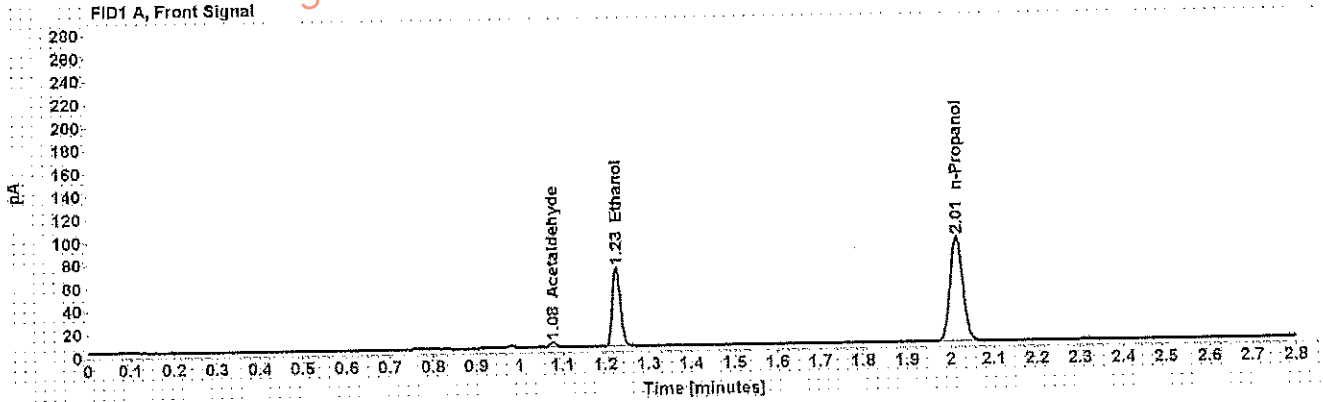


Table 1: FID 1 A (column DB-ALC1)

Compound	Amount (g/100mL)	Time (min)	Peak Area
Acetaldehyde	-----	1.078	4.710
>Ethanol	0.1333	1.225	88.531
n-Propanol	-----	2.015	185.965

Table 2: FID 2 B (column DB-ALC2)

Compound	Time (min)	Peak Area
Acetaldehyde	0.985	5.874
Ethanol	1.347	104.321
n-Propanol	2.378	219.377

## Scottsdale Police Department Crime Lab Volatiles Analysis

Dissemination is restricted to Criminal Justice Agencies and authorized Non-C.J. Agencies ONLY. Secondary dissemination to unauthorized agencies is PROHIBITED.  
Scottsdale City Prosecutor

Sample:	[REDACTED]	Item number:	1188231
Injection date:	1/4/2018 12:38:18 PM	Vial:	52
Method:	ethanol quant.M	Sequence:	4Jan18
Instrument:	US14173023 CN14160045	Analyst:	Adrian
Data file:	C:\Chem32\1\Data\4Jan18\52.D		

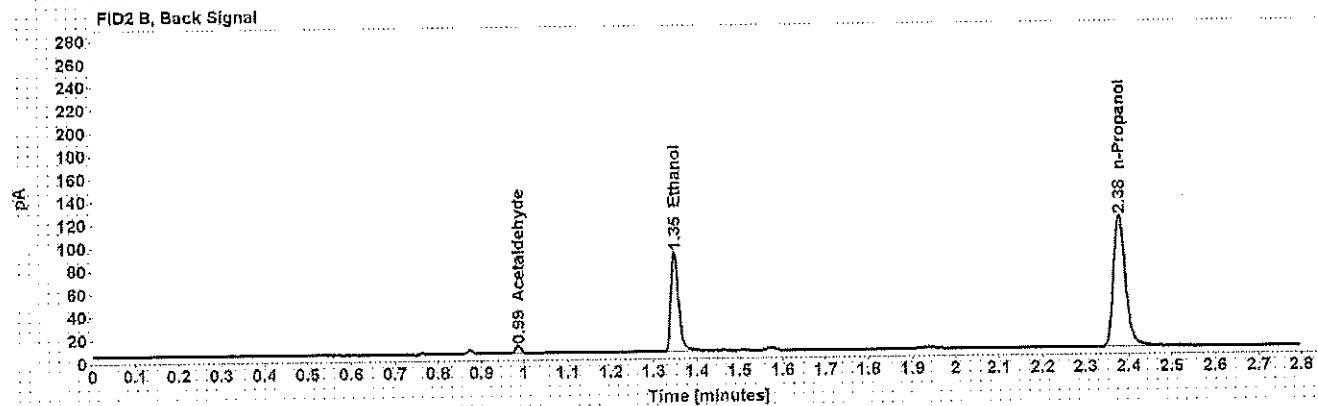
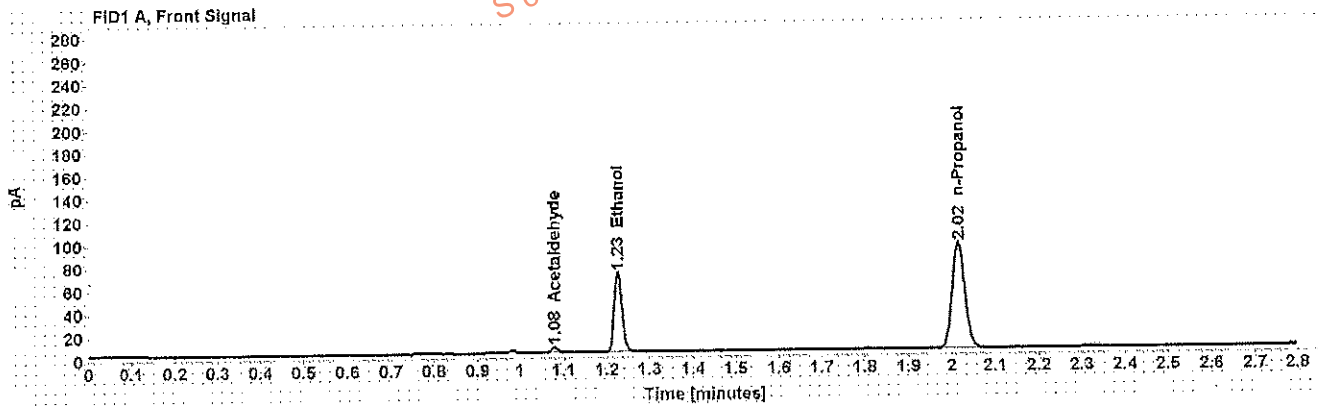


Table 1: FID 1 A (column DB-ALC1)

Compound	Amount (g/100mL)	Time (min)	Peak Area
Acetaldehyde	-----	1.079	4.740
>Ethanol	0.1339	1.226	89.625
n-Propanol	-----	2.016	187.345

Table 2: FID 2 B (column DB-ALC2)

Compound	Time (min)	Peak Area
Acetaldehyde	0.986	5.995
Ethanol	1.349	107.297
n-Propanol	2.379	220.949

## Scottsdale Police Department Crime Lab Volatiles Analysis

Sample: [REDACTED]	Item number: 1188218
Injection date: 1/4/2018 12:46:19 PM	Vial: 54
Method: ethanol.quant.M	Sequence: 4Jan18
Instrument: US14173023 CN14160045	Analyst: Adrian
Data file: C:\Chem3211\Data\4Jan18\54.D	

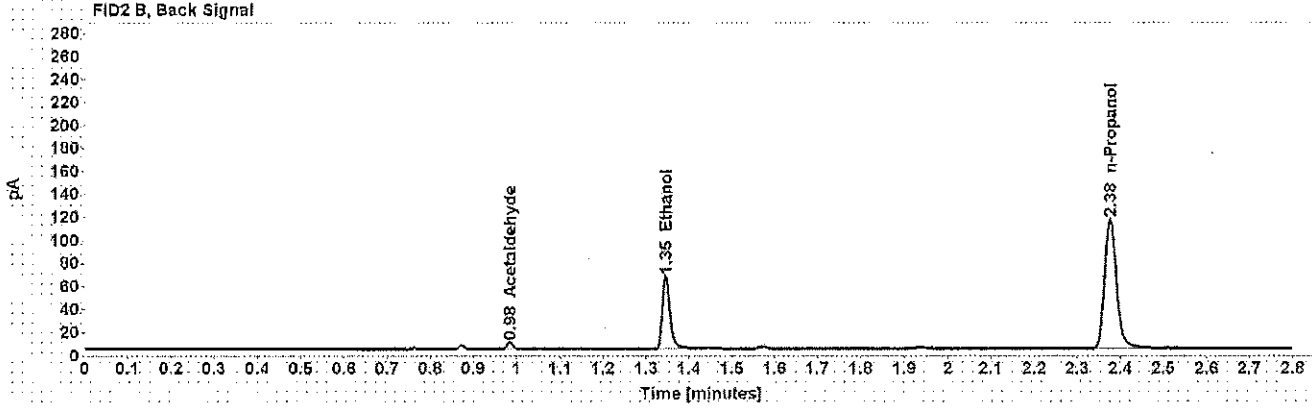
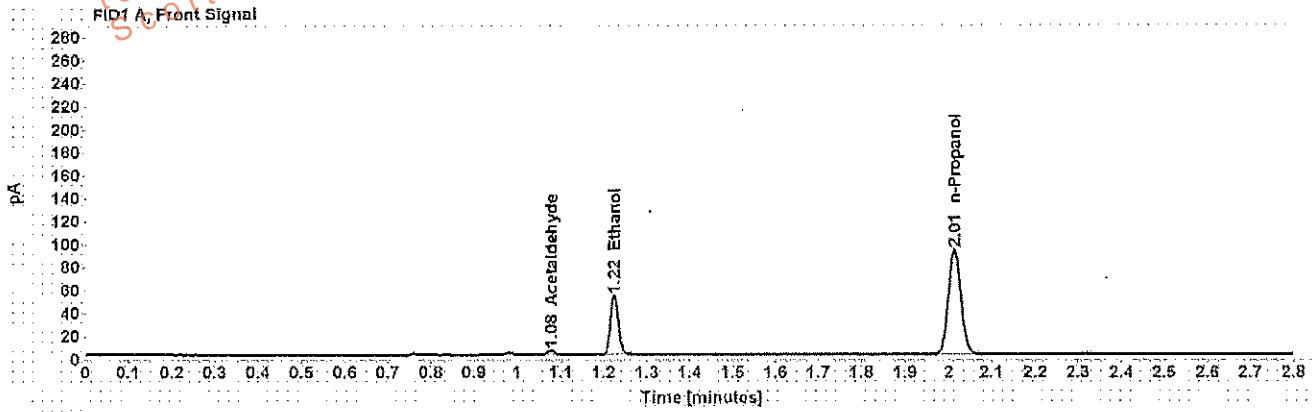


Table 1: FID 1 A (column DB-ALC1)

Compound	Amount (g/100mL)	Time (min)	Peak Area
Acetaldehyde	-----	1.077	4.094
>Ethanol	0.1001	1.224	66.111
n-Propanol	-----	2.014	185.094

Table 2: FID 2 B (column DB-ALC2)

Compound	Time (min)	Peak Area
Acetaldehyde	0.984	5.159
Ethanol	1.346	77.687
n-Propanol	2.376	218.022



Case: [REDACTED] User: wadrian 1/5/2018

## Scottsdale Police Department Crime Lab Volatiles Analysis

<b>Sample:</b> [REDACTED]	<b>Item number:</b> 1188218
<b>Injection date:</b> 1/4/2018 12:50:35 PM	<b>Vial:</b> 55
<b>Method:</b> ethanol quant.M	<b>Sequence:</b> 4Jan18
<b>Instrument:</b> US14173023.ON14160045	<b>Analyst:</b> Adrian
<b>Data file:</b> C:\Chem32\11\Data\4Jan18\55.D	

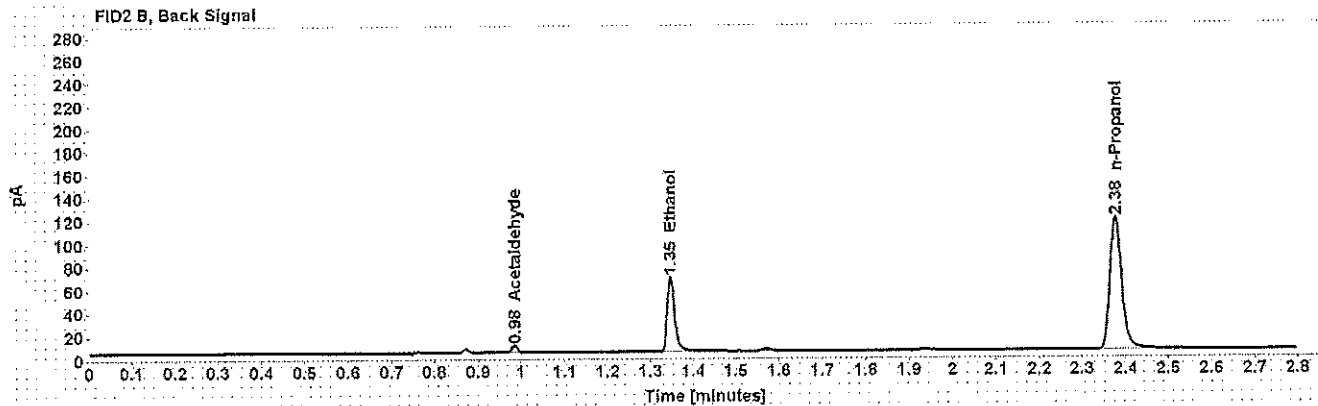
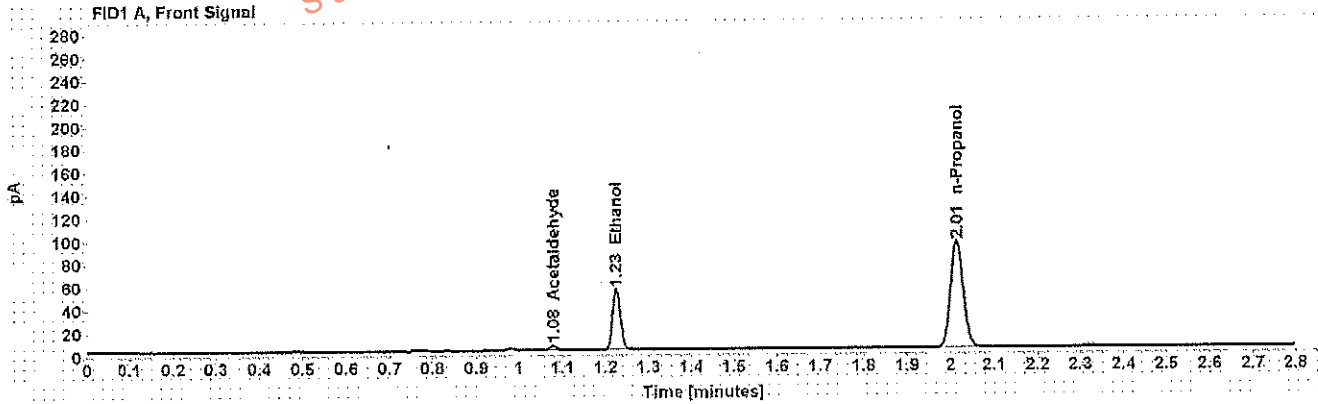


Table 1: FID 1 A (column DB-ALC1)

Compound	Amount (g/100mL)	Time (min)	Peak Area
Acetaldehyde	-----	1.078	4.215
>Ethanol	0.1005	1.225	67.359
n-Propanol	-----	2.014	187.895

Table 2: FID 2 B (column DB-ALC2)

Compound	Time (min)	Peak Area
Acetaldehyde	0.985	5.279
Ethanol	1.347	79.025
n-Propanol	2.377	221.249

## Scottsdale Police Department Crime Lab Volatiles Analysis

Dissemination is restricted to Criminal Justice Agencies and authorized Non-C.J. Agencies ONLY. Secondary dissemination to unauthorized agencies is PROHIBITED.  
Scottsdale City Prosecutor

Sample:	[REDACTED]	Item number:	1189251
Injection date:	1/4/2018 12:54:34 PM	Vial:	56
Method:	ethanol quant.M	Sequence:	4Jan18
Instrument:	US14173023 CN14160045	Analyst:	Adrian
Data file:	C:\Chem32\1\Data\4Jan18\56.D		

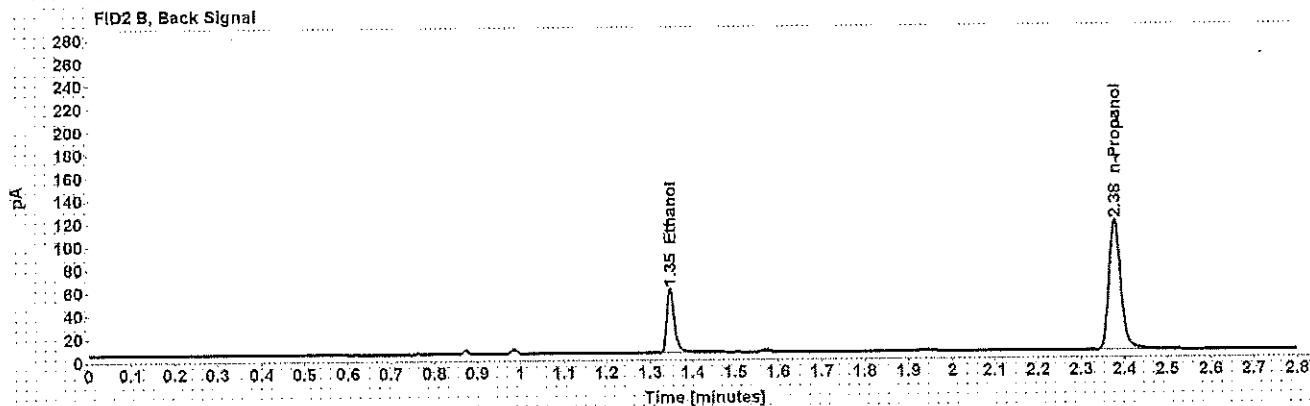
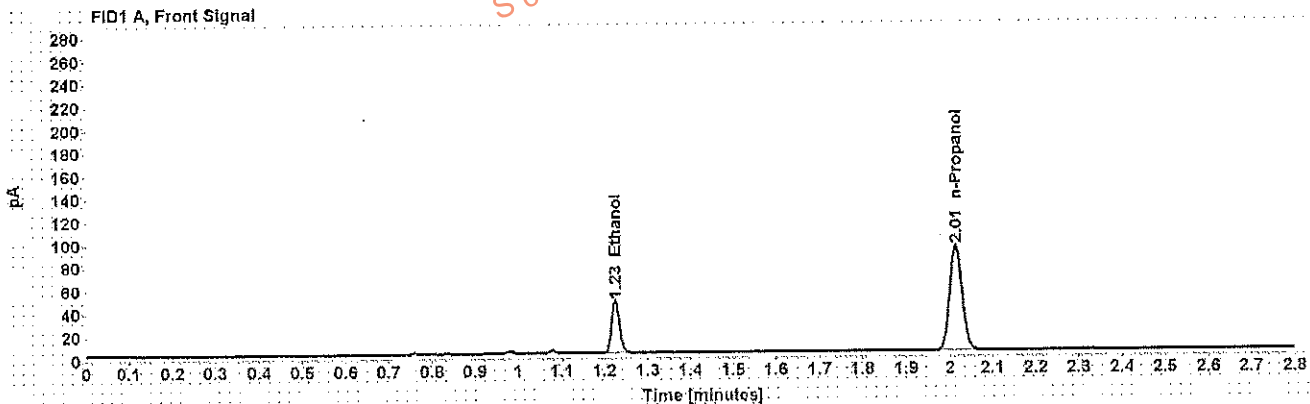


Table 1: FID 1 A (column DB-ALC1)

Compound	Amount (g/100mL)	Time (min)	Peak Area
>Ethanol	0.0876	1.225	58.178
n-Propanol	-----	2.014	186.283

Table 2: FID 2 B (column DB-ALC2)

Compound	Time (min)	Peak Area
Ethanol	1.347	68.262
n-Propanol	2.377	218.022

Case: [REDACTED] User: wadrian 1/5/2018

### Scottsdale Police Department Crime Lab Volatiles Analysis

Sample: [REDACTED] Item number: 1189251  
Injection date: 1/4/2018 12:58:33 PM Vial: 57  
Method: ethanol quant.M Sequence: 4Jan18  
Instrument: US14173023 CN14160045 Analyst: Adrian  
Data file: C:\Chem32\11\Data\4Jan18\57.D

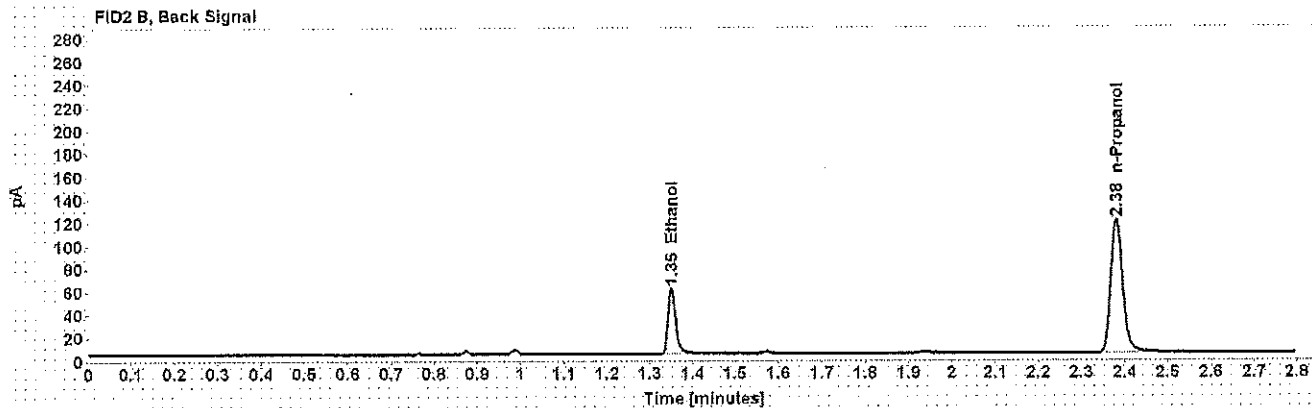
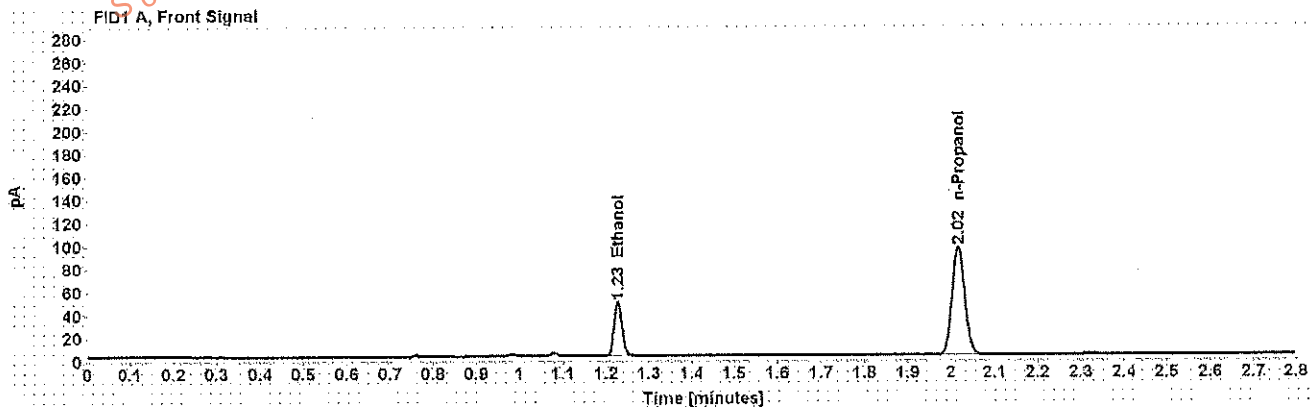


Table 1: FID 1 A (column DB-ALC1)

Compound	Amount (g/100mL)	Time (min)	Peak Area
>Ethanol	0.0886	1.228	60.324
n-Propanol	-----	2.017	191.116

Table 2: FID 2 B (column DB-ALC2)

Compound	Time (min)	Peak Area
Ethanol	1.351	72.267
n-Propanol	2.381	225.364

Case: [REDACTED] User: wadrian 1/5/2018

# Scottsdale Police Department Crime Lab Volatiles Analysis

Sample: [REDACTED] Item number: 1189491  
Injection date: 1/4/2018 1:02:33 PM Vial: 58  
Method: ethanol.quant.M Sequence: 4Jan18  
Instrument: US14173023 CN14160045 Analyst: Adrian  
Data file: C:\Chem3211\Data\4Jan18\58.D

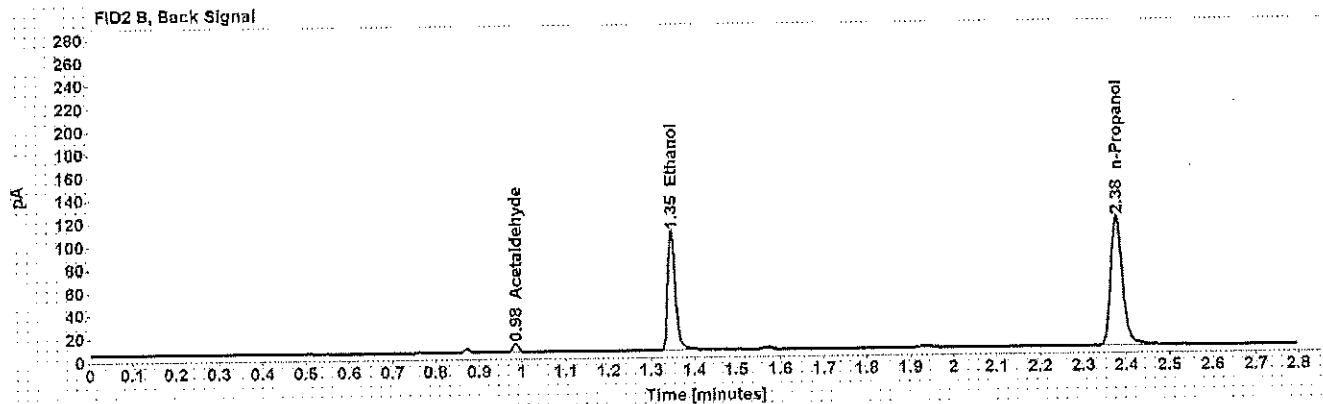
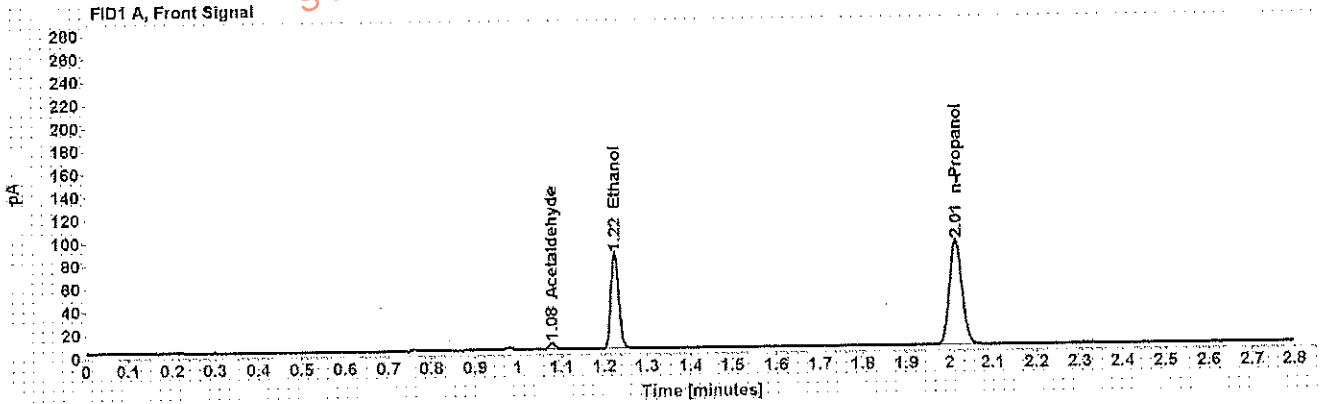


Table 1: FID 1 A (column DB-ALC1)

Compound	Amount (g/100mL)	Time (min)	Peak Area
Acetaldehyde	-----	1.078	5.482
>Ethanol	0.1606	1.225	106.224
n-Propanol	-----	2.014	185.056

Table 2: FID 2 B (column DB-ALC2)

Compound	Time (min)	Peak Area
Acetaldehyde	0.985	6.833
Ethanol	1.346	125.607
n-Propanol	2.377	218.188

Case: [REDACTED] User: wadrian 1/5/2018

## Scottsdale Police Department Crime Lab Volatiles Analysis

<b>Sample:</b> [REDACTED]	<b>Item number:</b> 1189491
<b>Injection date:</b> 1/4/2018 1:06:34 PM	<b>Vial:</b> 59
<b>Method:</b> ethanol quant.M	<b>Sequence:</b> 4Jan18
<b>Instrument:</b> US14173023 CN14160045	<b>Analyst:</b> Adrian
<b>Data file:</b> C:\Chem32\1\Data\4Jan18\59.D	

Dissemination is restricted to Criminal Justice Agencies and authorized Non-C.J. Agencies ONLY. Secondary dissemination to unauthorized persons is PROHIBITED.  
Scottsdale City Prosecutor

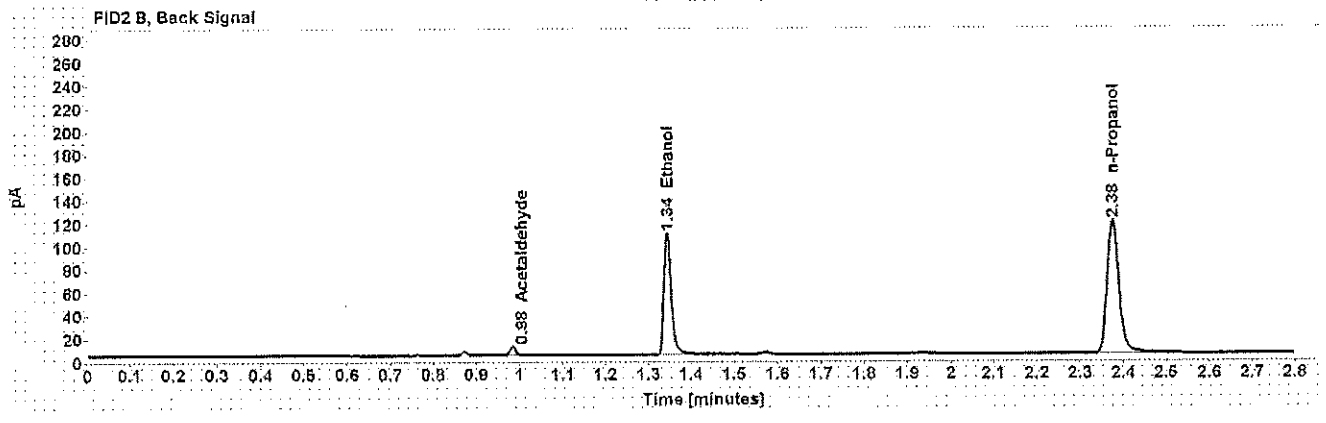
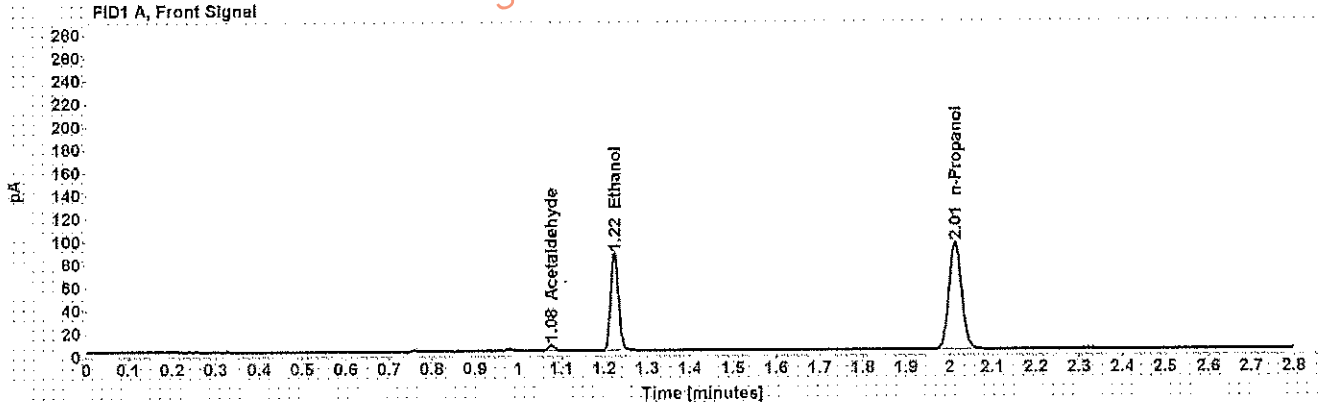


Table 1: FID 1 A (column DB-ALC1)

Compound	Amount (g/100mL)	Time (min)	Peak Area
Acetaldehyde	-----	1.077	5.452
>Ethanol	0.1595	1.223	108.100
n-Propanol	-----	2.013	189.646

Table 2: FID 2 B (column DB-ALC2)

Compound	Time (min)	Peak Area
Acetaldehyde	0.984	6.848
Ethanol	1.344	129.557
n-Propanol	2.375	223.418

Case: [redacted] User: wadrian 1/5/2018

### Scottsdale Police Department Crime Lab Volatiles Analysis

Sample:	[redacted]	Item number:	1190811
Injection date:	1/4/2018 1:10:34 PM	Vial:	60
Method:	ethanol quant.M	Sequence:	4Jan18
Instrument:	US14173023 CN14160045	Analyst:	Adrian
Data file:	C:\Chem32\11Data\4Jan18\60.D		

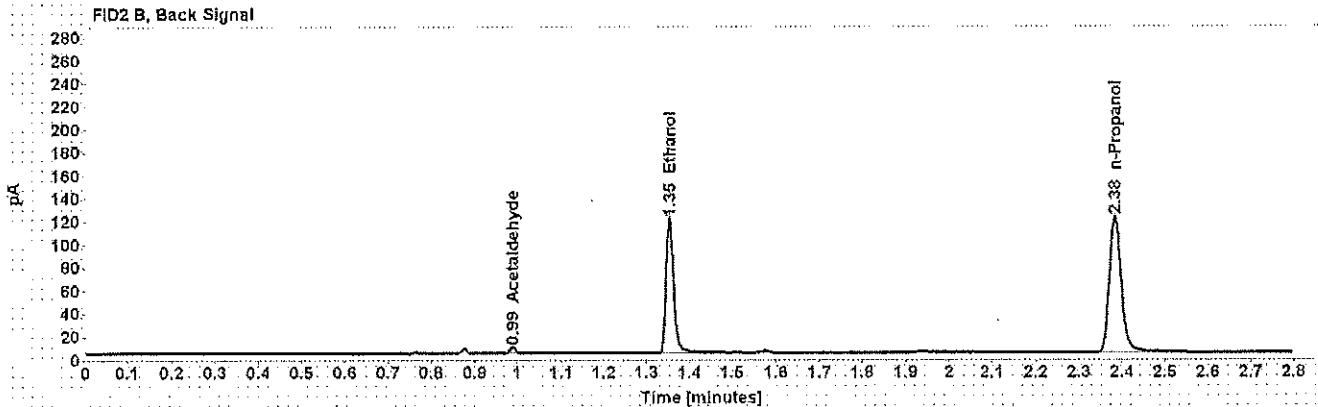
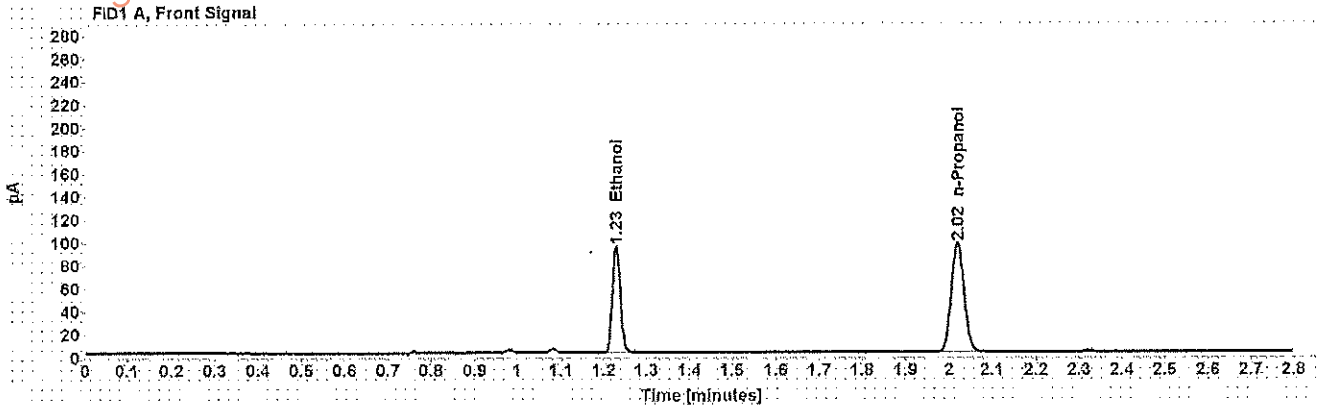


Table 1: FID 1 A (column DB-ALC1)

Compound	Amount (g/100mL)	Time (min)	Peak Area
>Ethanol	0.1745	1.229	120.884
n-Propanol	-----	2.019	193.704

Table 2: FID 2 B (column DB-ALC2)

Compound	Time (min)	Peak Area
Acetaldehyde	0.989	4.687
Ethanol	1.353	145.435
n-Propanol	2.384	228.523

## Scottsdale Police Department Crime Lab Volatiles Analysis

Sample: [REDACTED]	Item number: 1190811
Injection date: 1/4/2018 1:14:49 PM	Vial: 61
Method: ethanol quant.M	Sequence: 4Jan18
Instrument: US14173023 CN14160045	Analyst: Adrian
Data file: C:\Chem3211\Data\4Jan18\61.D	

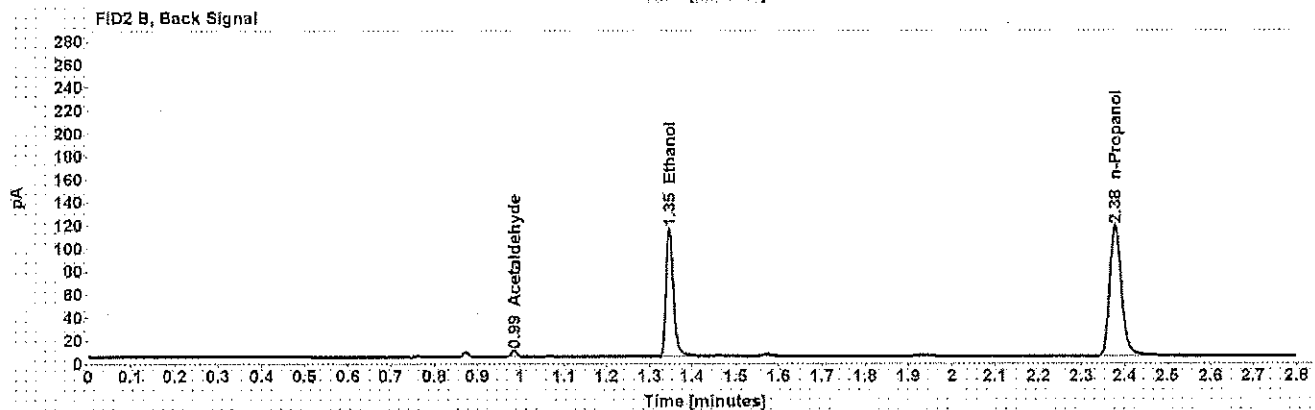
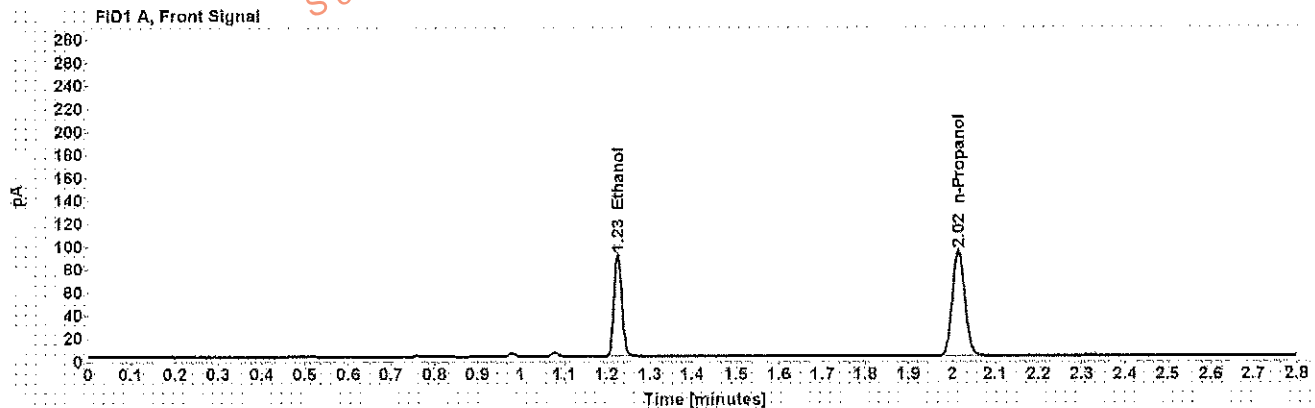


Table 1: FID 1 A (column DB-ALC1)

Compound	Amount (g/100mL)	Time (min)	Peak Area
>Ethanol	0.1706	1.225	114.533
n-Propanol	-----	2.015	187.779

Table 2: FID 2 B (column DB-ALC2)

Compound	Time (min)	Peak Area
Acetaldehyde	0.986	4.651
Ethanol	1.347	137.487
n-Propanol	2.378	219.987

## Scottsdale Police Department Crime Lab Volatiles Analysis

Sample: [REDACTED]	Item number: 1190943
Injection date: 1/4/2018 1:18:49 PM	Vial: 62
Method: ethanol quant.M	Sequence: 4Jan18
Instrument: US14173023 CN14160045	Analyst: Adrian
Data file: C:\Chem32\11\Data\4Jan18\62.D	

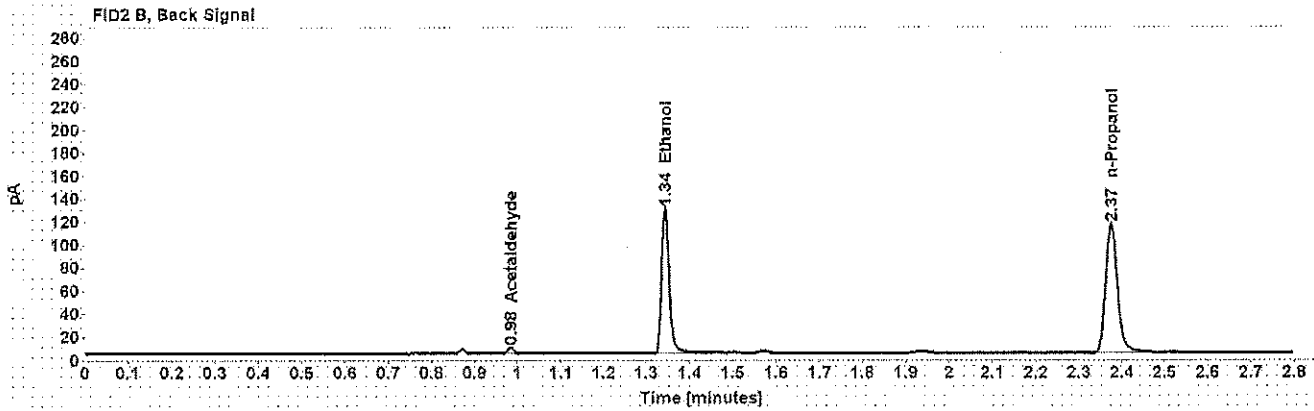
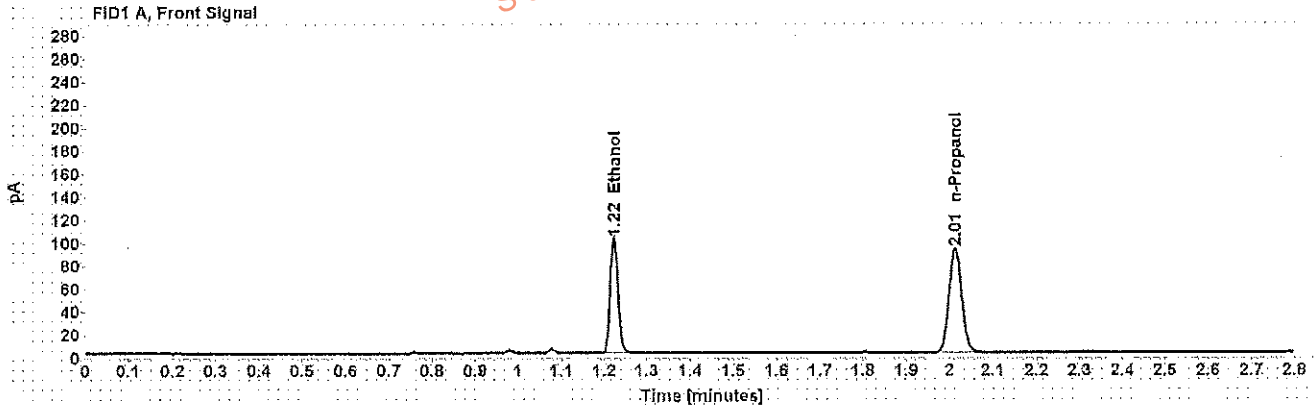


Table 1: FID 1 A (column DB-ALC1)

Compound	Amount (g/100mL)	Time (min)	Peak Area
>Ethanol	0.1935	1.223	128.326
n-Propanol	-----	2.013	185.371

Table 2: FID 2 B (column DB-ALC2)

Compound	Time (min)	Peak Area
Acetaldehyde	0.984	4.689
Ethanol	1.343	154.431
n-Propanol	2.375	217.403



**Scottsdale Police Department Crime Lab Volatiles Analysis**

Sample:	[REDACTED]	Item number:	1190943
Injection date:	1/4/2018 1:22:49 PM	Vial:	63
Method:	ethanol quant.M	Sequence:	4Jan18
Instrument:	US14173023 CN14160045	Analyst:	Adrian
Data file:	C:\Chem32\11\Data\4Jan18\63.D		

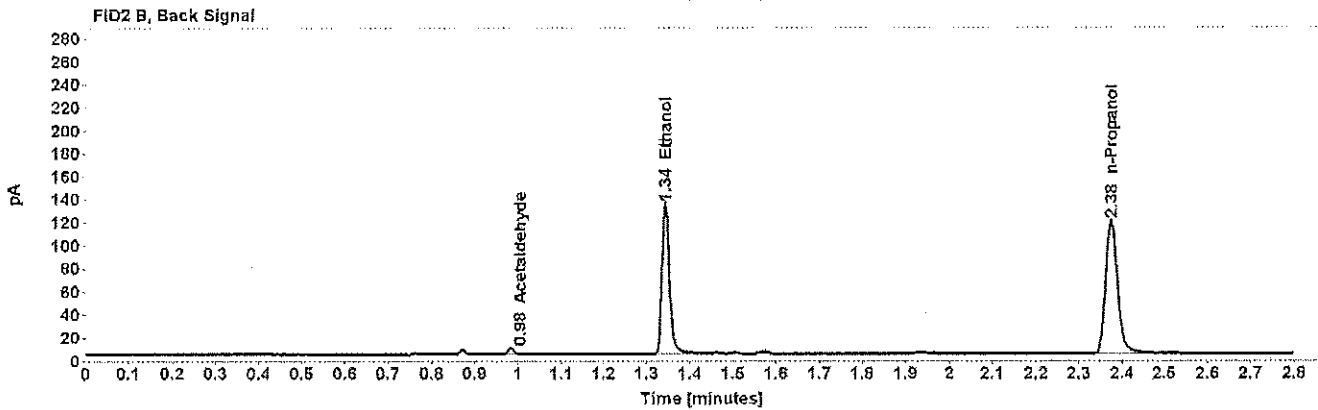
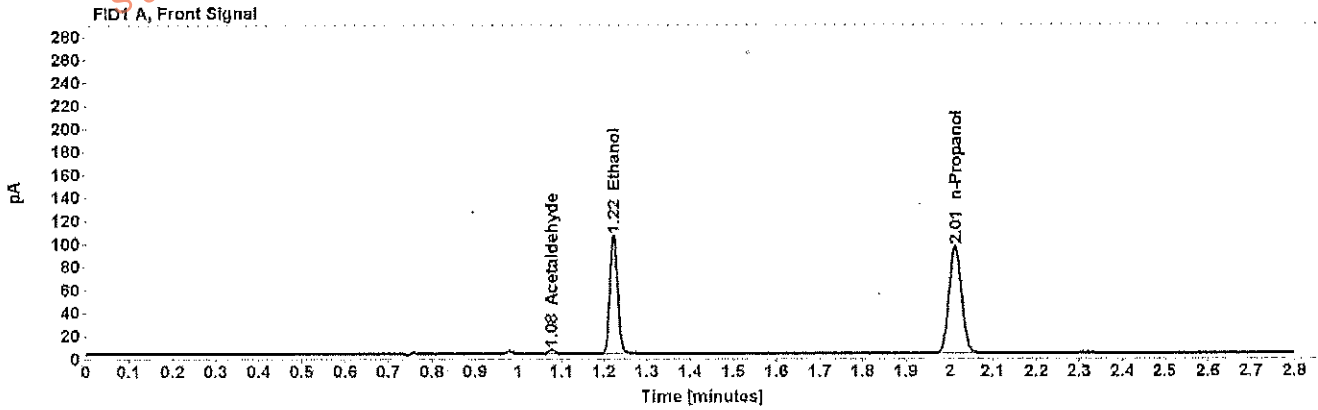


Table 1: FID 1 A (column DB-ALC1)

Compound	Amount (g/100mL)	Time (min)	Peak Area
Acetaldehyde	-----	1.077	3.839
>Ethanol	0.1935	1.223	132.202
n-Propanol	-----	2.013	191.016

Table 2: FID 2 B (column DB-ALC2)

Compound	Time (min)	Peak Area
Acetaldehyde	0.984	4.862
Ethanol	1.343	159.205
n-Propanol	2.375	224.256

## Scottsdale Police Department Crime Lab Volatiles Analysis

Sample: [REDACTED]	Item number: 1191097
Injection date: 1/4/2018 1:30:49 PM	Vial: 65
Method: ethanol quant.M	Sequence: 4Jan18
Instrument: US14173023 CN14160045	Analyst: Adrian
Data file: C:\Chem3211\Data\4Jan18\65.D	

This information is restricted to Criminal Justice Agencies and authorized Non-C.J. Agencies ONLY. Secondary dissemination to unauthorized agencies is PROHIBITED. Scottsdale City Prosecutor's Office

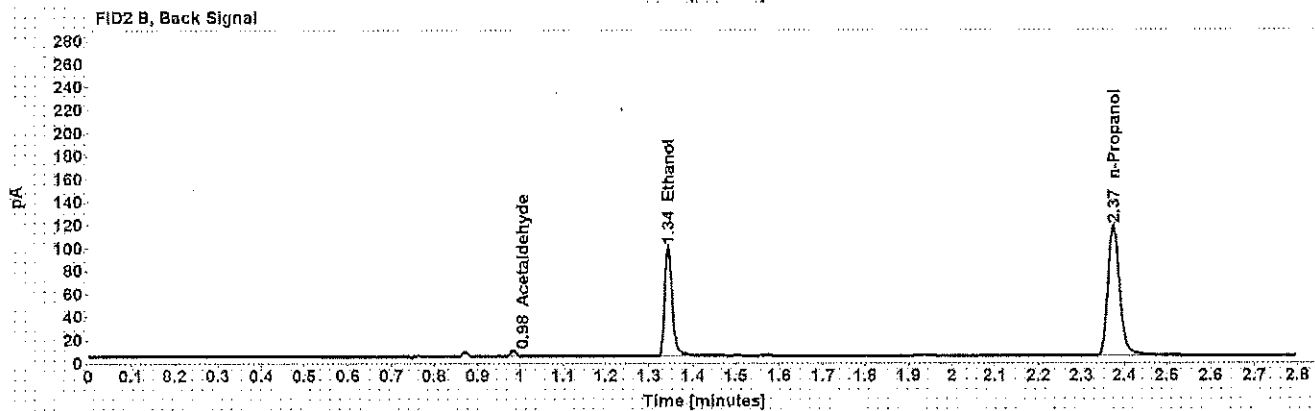
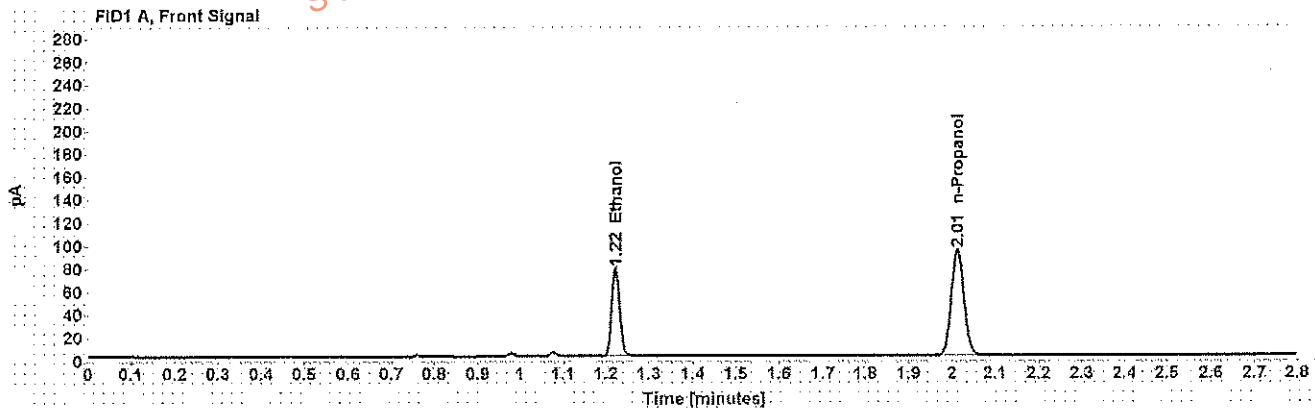


Table 1: FID 1 A (column DB-ALC1)

Compound	Amount (g/100mL)	Time (min)	Peak Area
>Ethanol	0.1474	1.223	98.117
n-Propanol	-----	2.012	186.313

Table 2: FID 2 B (column DB-ALC2)

Compound	Time (min)	Peak Area
Acetaldehyde	0.984	4.536
Ethanol	1.343	115.995
n-Propanol	2.374	219.852

## Scottsdale Police Department Crime Lab Volatiles Analysis

Dissemination is restricted to Criminal Justice Agencies and authorized Non-C.J. Agencies ONLY. Secondary dissemination to unauthorized agencies is PROHIBITED.  
Scottsdale City Prosecutor

<b>Sample:</b> [REDACTED]	<b>Item number:</b> 1191097
<b>Injection date:</b> 1/4/2018 1:34:49 PM	<b>Vial:</b> 66
<b>Method:</b> ethanol quant.M	<b>Sequence:</b> 4Jan18
<b>Instrument:</b> US14173023 CN14160045	<b>Analyst:</b> Adrian
<b>Data file:</b> C:\Chem32\1\Data\4Jan18\66.D	

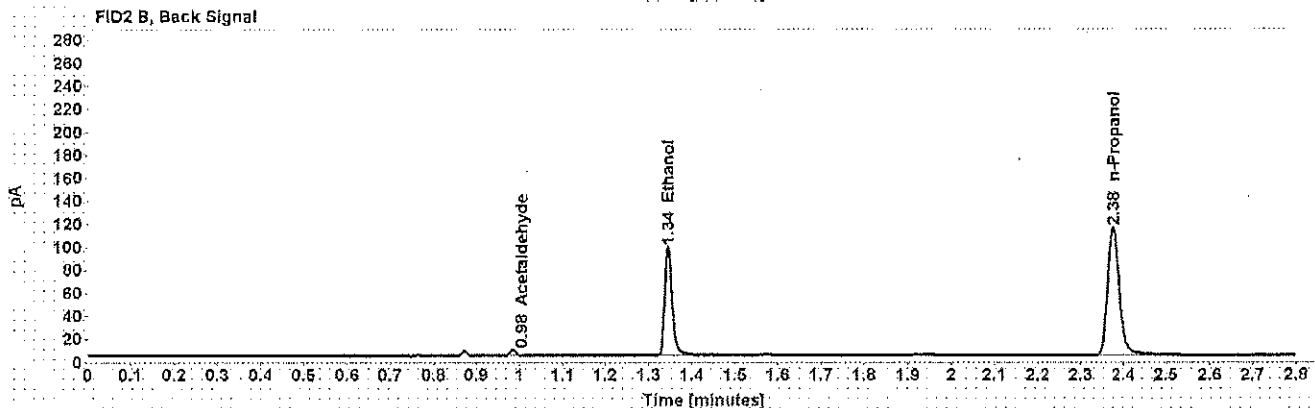
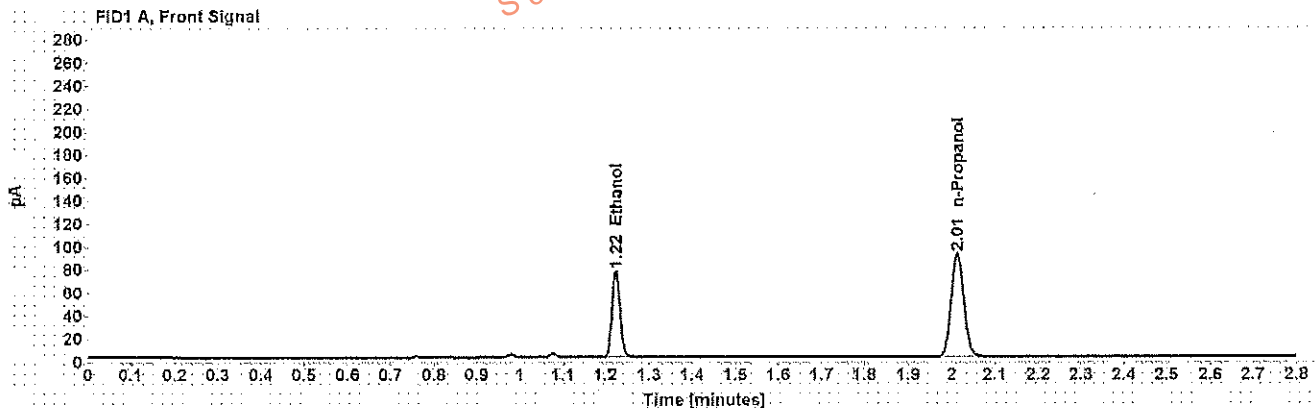


Table 1: FID 1 A (column DB-ALC1)

Compound	Amount (g/100mL)	Time (min)	Peak Area
>Ethanol	0.1482	1.224	96.853
n-Propanol	-----	2.013	182.811

Table 2: FID 2 B (column DB-ALC2)

Compound	Time (min)	Peak Area
Acetaldehyde	0.984	4.485
Ethanol	1.345	116.509
n-Propanol	2.376	215.809

Case: [REDACTED] User: wadrian 1/5/2018

## Scottsdale Police Department Crime Lab Volatiles Analysis

Sample: [REDACTED]	Item number: 1171440
Injection date: 1/4/2018 1:39:04 PM	Vial: 67
Method: ethanol quant.M	Sequence: 4Jan18
Instrument: US14173023 CN14160045	Analyst: Adrian
Data file: C:\Chem3211\Data\4Jan18\67.D	

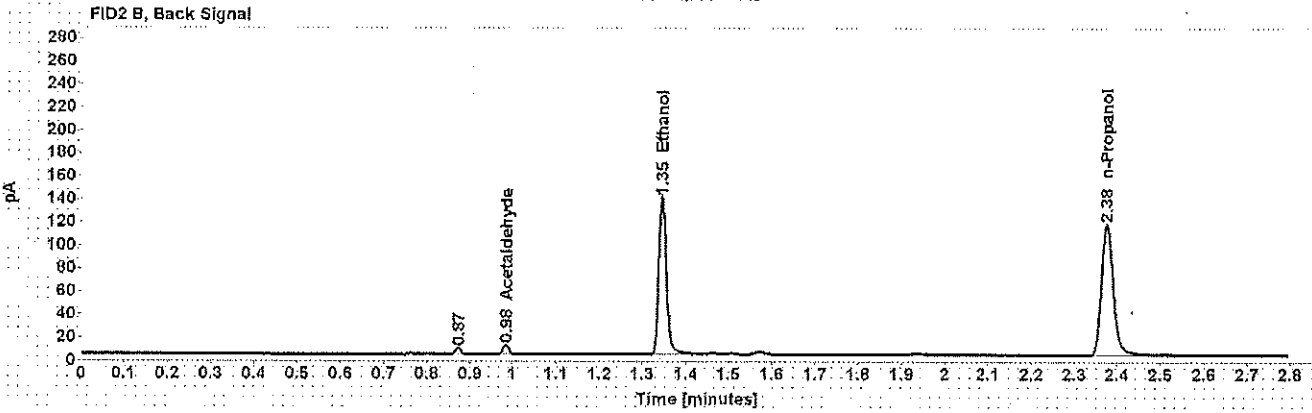
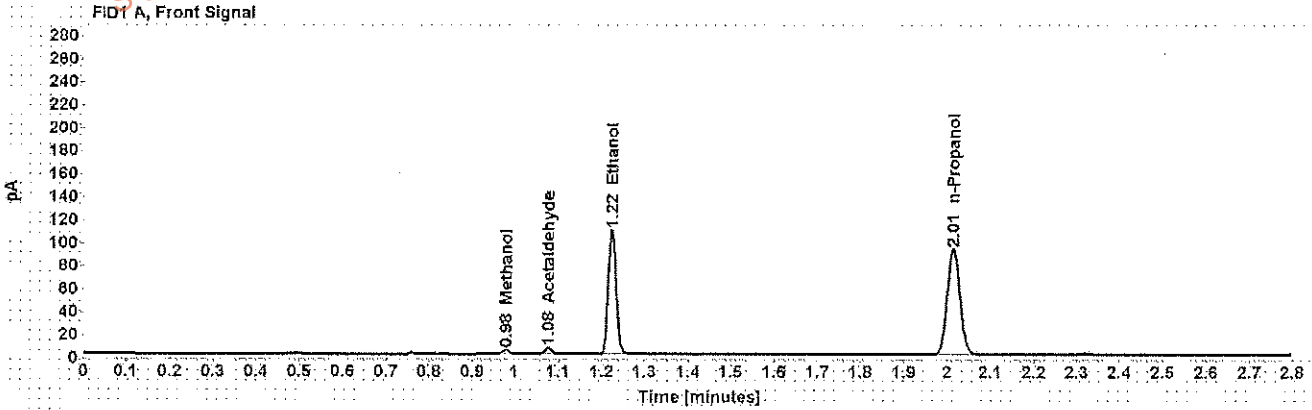


Table 1: FID 1 A (column DB-ALC1)

Compound	Amount (g/100mL)	Time (min)	Peak Area
Methanol	-----	0.980	3.877
Acetaldehyde	-----	1.078	5.822
>Ethanol	0.2065	1.224	138.914
n-Propanol	-----	2.014	188.046

Table 2: FID 2 B (column DB-ALC2)

Compound	Time (min)	Peak Area
Acetaldehyde	0.985	7.313
Ethanol	1.346	167.218
n-Propanol	2.377	220.714

## Scottsdale Police Department Crime Lab Volatiles Analysis

<b>Sample:</b> [REDACTED]	<b>Item number:</b> 1171440
<b>Injection date:</b> 1/4/2018 1:43:04 PM	<b>Vial:</b> 68
<b>Method:</b> ethanol quant.M	<b>Sequence:</b> 4Jan18
<b>Instrument:</b> US14173023 CN14160045	<b>Analyst:</b> Adrian
<b>Data file:</b> C:\Chem3211\Data\4Jan18\68.D	

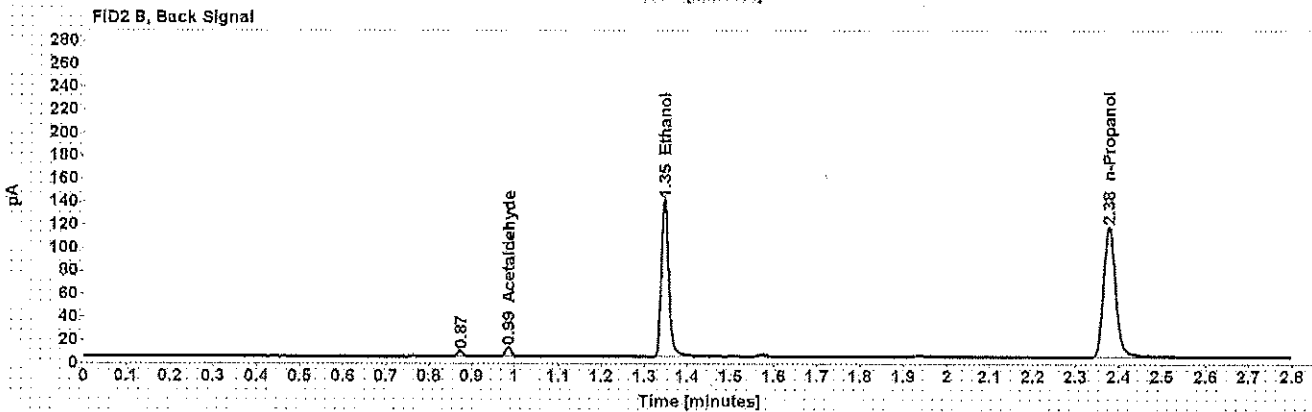
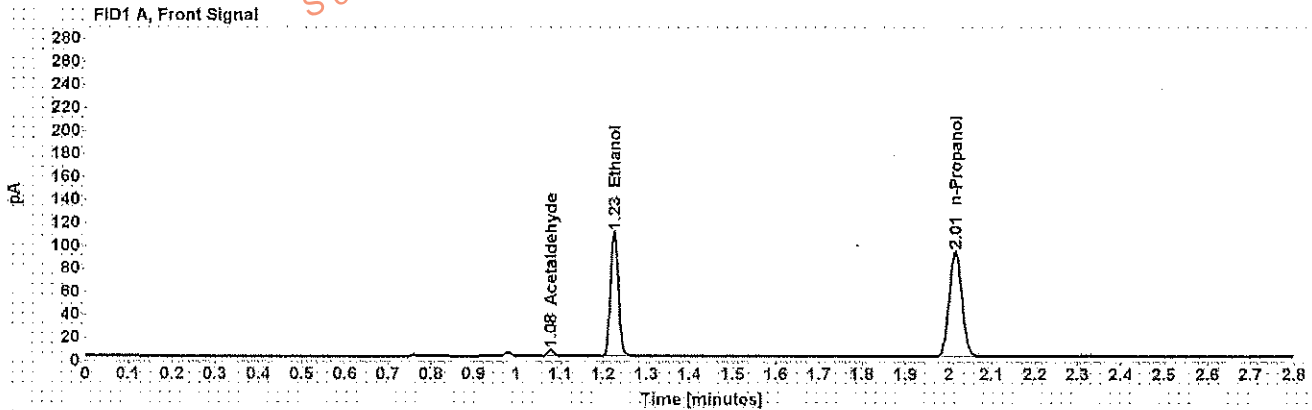


Table 1: FID 1 A (column DB-ALC1)

Compound	Amount (g/100mL)	Time (min)	Peak Area
Acetaldehyde	-----	1.078	5.822
>Ethanol	0.2084	1.225	138.738
n-Propanol	-----	2.015	186.080

Table 2: FID 2 B (column DB-ALC2)

Compound	Time (min)	Peak Area
Acetaldehyde	0.985	7.296
Ethanol	1.347	167.151
n-Propanol	2.378	219.797