

SCOTTSDALE POLICE DEPARTMENT CRIME LABORATORY BLOOD ALCOHOL FACE SHEET

ANALYSIS DATE 7/10/18 SEQUENCE NAME 10JUL18

EQUIPMENT

Pipettor Hamilton ML600EH7497 Hamilton ML600GJ10749
 Gas Chromatograph Agilent US14173023

INSTRUMENT CALIBRATION

Vial 1 0.02 calibrator Lot FN03241604 Coefficient of determination (r²)
 Vial 2 0.10 calibrator Lot FN06181501 0.99995
 Vial 3 0.20 calibrator Lot FN07201502
 Vial 4 0.40 calibrator Lot FN11191402

CALIBRATION VERIFICATION AND RESOLUTION TEST

Vial	Sample	Expected result	Measured result	Manufacturer/lot
5	Blank	Not detected	Not detected	SPD lab 042518
6	Volatiles mixture	6 compounds	6 compounds	SPD lab 020917WLA
7	Aqueous control	0.400 g/dL	0.399 g/dL	Lipomed 08012015-C
8	Aqueous control	0.040 g/dL	0.040 g/dL	Lipomed 09022015-A
9	Blood control	0.198 g/dL	0.198 g/dL	ACQ 407041529/3
20	Aqueous control	0.080 g/dL	0.080 g/dL	Lipomed 28082014-B
31	Aqueous control	0.150 g/dL	0.152 g/dL	Lipomed 09022015-D
42	Blood control	0.198 g/dL	0.198 g/dL	ACQ 407041529/3
53	Aqueous control	0.080 g/dL	0.081 g/dL	Lipomed 28082014-B
58	Aqueous control	0.400 g/dL	0.407 g/dL	Lipomed 08012015-C
59	Aqueous control	0.040 g/dL	0.041 g/dL	Lipomed 09022015-A
60	Blood control	0.198 g/dL	0.200 g/dL	ACQ 407041529/3
61	Blank	Not detected	Not detected	SPD lab 042518

SUBJECT SAMPLES

Subjects in the sequence 22 Subjects requiring reanalysis 0

ADDITIONAL NOTES: All testing proceeded as expected.

Run valid Run invalid Analyst [Signature]
 Run valid Run invalid Technical Reviewer NA B1570 7/12/18

Scottsdale Police Department Crime Laboratory Sequence Quality Assurance Summary

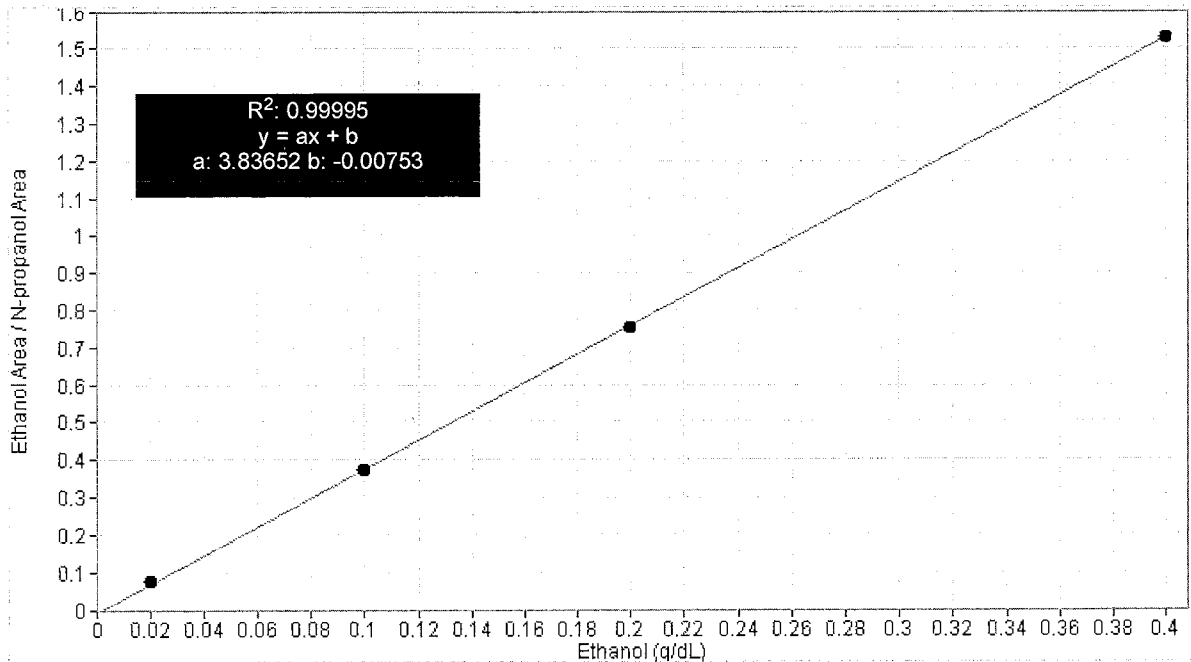
SEQUENCE NAME: 10JUL18

ANALYST: Raines

Sample Name	Vial	Measured Value (g/dL)	Expected Value (g/dL)	Percent Difference	Absolute Difference (g/dL)
blank 042518	5	negative	negative	-	-
0.400 Lipomed 08012015-C	7	0.399	0.400	0.25	-0.001
0.040 Lipomed 09022015-A	8	0.040	0.040	0.00	0.000
0.198 ACQ 407041529/3	9	0.198	0.198	0.00	0.000
0.080 Lipomed 28082014-B	20	0.080	0.080	0.00	0.000
0.150 Lipomed 09022015-C	31	0.152	0.150	1.33	0.002
0.198 ACQ 407041529/3	42	0.198	0.198	0.00	0.000
0.080 Lipomed 28082014-B	53	0.081	0.080	1.25	0.001
0.40 Lipomed 08012015-C	58	0.407	0.400	1.75	0.007
0.04 Lipomed 09022015-A	59	0.041	0.040	2.50	0.001
0.198 ACQ 407041529/3	60	0.200	0.198	1.01	0.002
blank 042518	61	negative	negative	-	-

Calibrator	Ethanol Area	N-propanol Area	Ratio
0.020	12.118	164.633	0.074
0.100	63.664	170.304	0.374
0.200	123.448	163.544	0.755
0.400	245.829	160.684	1.530

Calibration Line



Scottsdale Police Department Crime Lab Volatiles Analysis

Sample: 0.020 Cerilliant FN03241604	Item number:
Injection date: 7/10/2018 12:53:03 PM	Vial: 1
Method: ethanol quant.M	Sequence: 10JUL18
Instrument: US14173023 CN14160045	Analyst: Raines <i>RR</i>
Data file: C:\Chem321\Data\10JUL18\10JUL18\1.D	

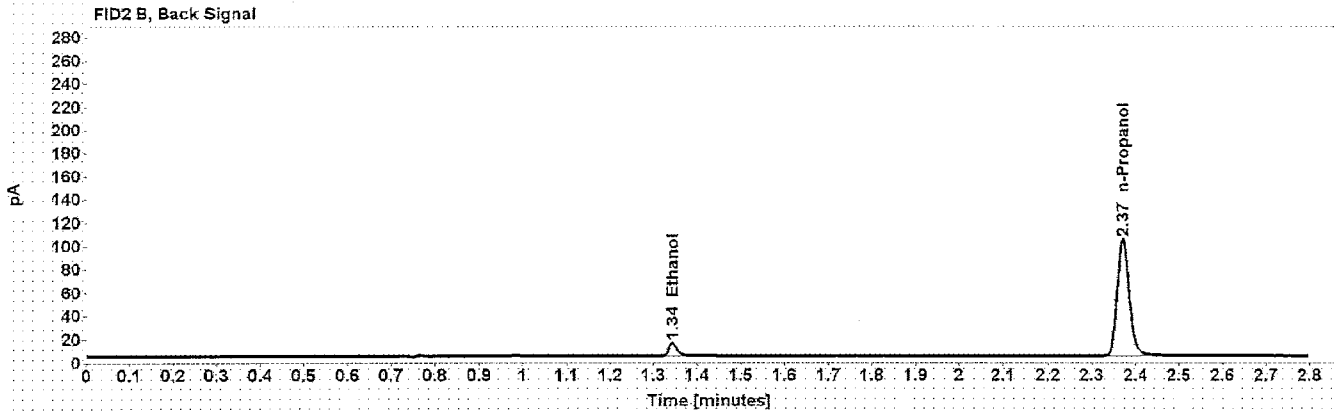
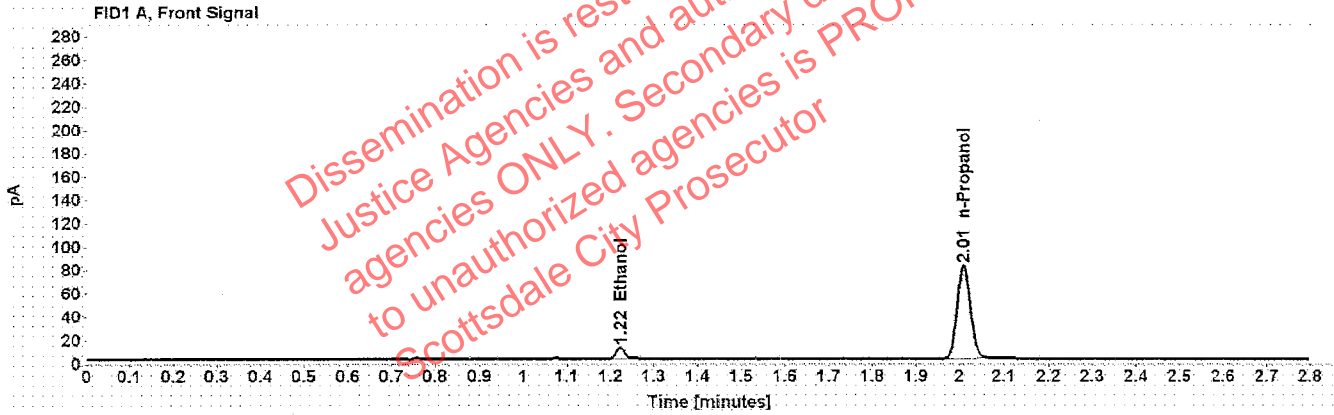


Table 1: FID 1 A (column DB-ALC1)

Compound	Time (min)	Peak Area
Ethanol	1.223	12.118
n-Propanol	2.010	164.633

Table 2: FID 2 B (column DB-ALC2)

Compound	Time (min)	Peak Area
Ethanol	1.344	14.006
n-Propanol	2.371	192.317

Scottsdale Police Department Crime Lab Volatiles Analysis

Sample: 0.100 Cerilliant FN06181501	Item number:
Injection date: 7/10/2018 12:57:03 PM	Vial: 2
Method: ethanol quant.M	Sequence: 10JUL18
Instrument: US14173023 CN14160045	Analyst: Raines <i>[Signature]</i>
Data file: C:\Chem32\1\Data\10JUL18\10JUL18\2.D	

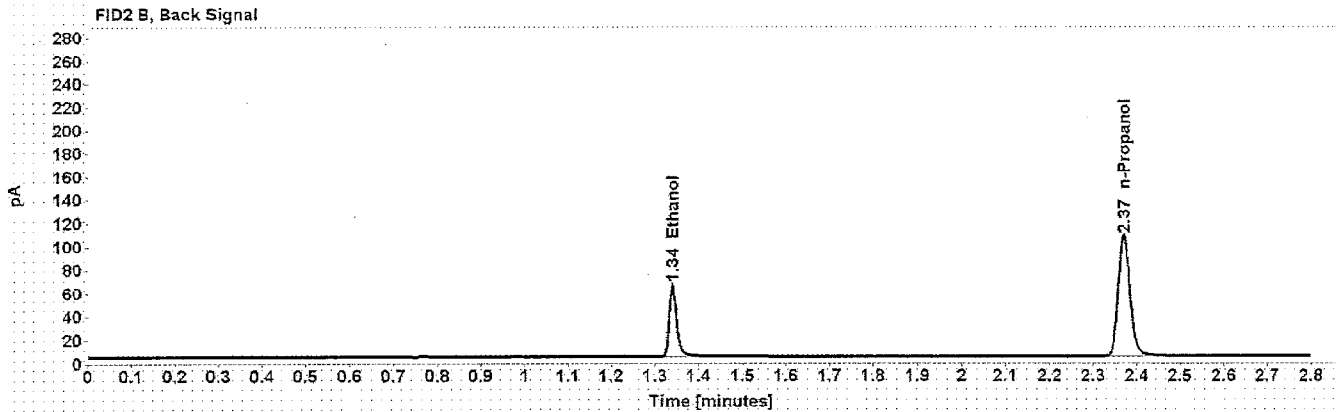
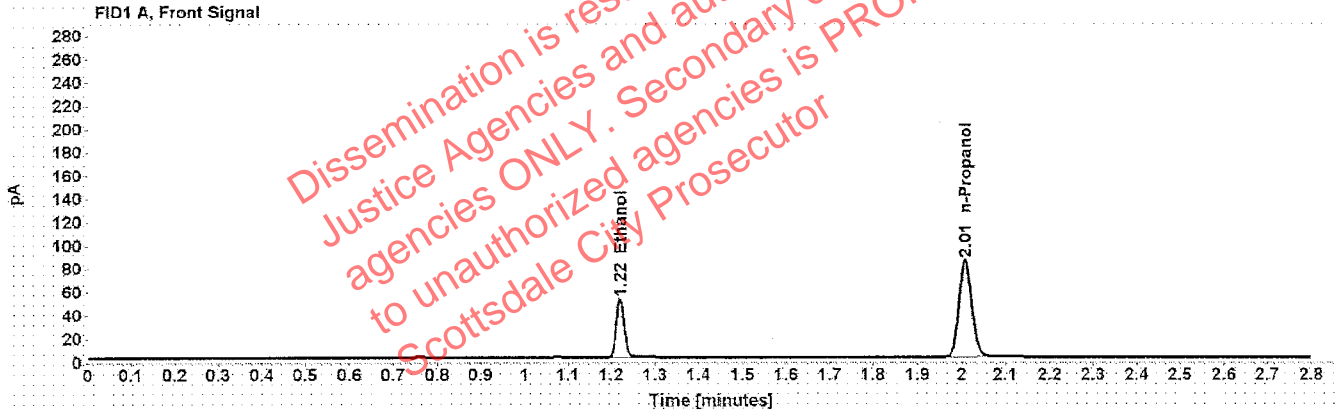


Table 1: FID 1 A (column DB-ALC1)

Compound	Time (min)	Peak Area
Ethanol	1.220	63.664
n-Propanol	2.009	170.304

Table 2: FID 2 B (column DB-ALC2)

Compound	Time (min)	Peak Area
Ethanol	1.340	75.095
n-Propanol	2.370	199.391

Scottsdale Police Department Crime Lab Volatiles Analysis

Sample: 0.200 Cerilliant FN07201502	Item number:
Injection date: 7/10/2018 1:01:04 PM	Vial: 3
Method: ethanol quant.M	Sequence: 10JUL18
Instrument: US14173023 CN14160045	Analyst: Raines <i>WR</i>
Data file: C:\Chem32\1\Data\10JUL18\10JUL18\3.D	

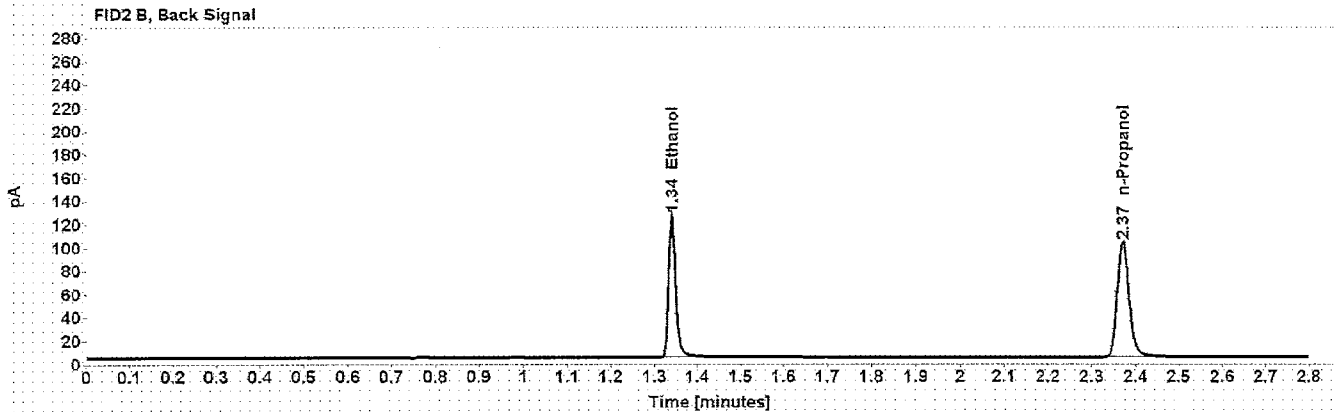
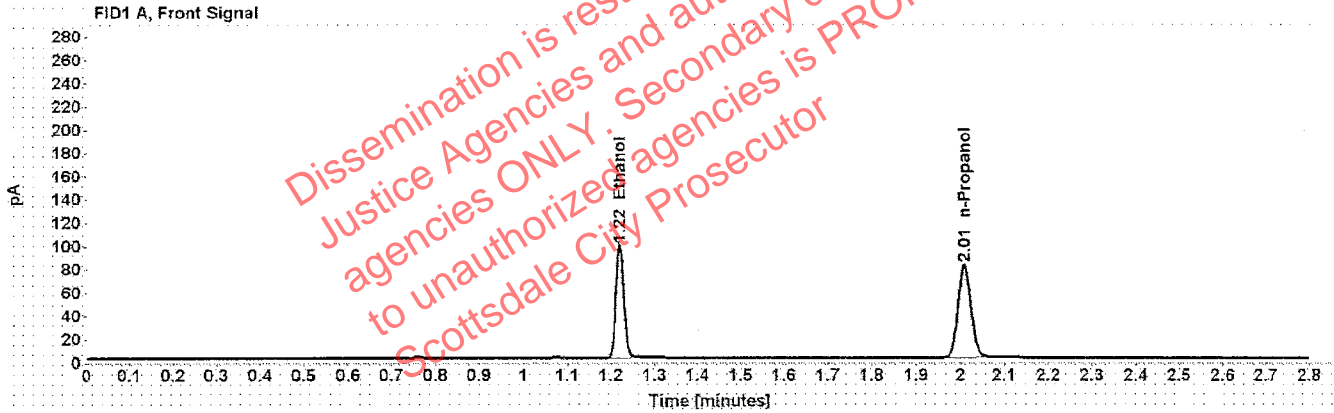


Table 1: FID 1 A (column DB-ALC1)

Compound	Time (min)	Peak Area
Ethanol	1.220	123.448
n-Propanol	2.009	163.544

Table 2: FID 2 B (column DB-ALC2)

Compound	Time (min)	Peak Area
Ethanol	1.340	147.446
n-Propanol	2.371	191.231

Scottsdale Police Department Crime Lab Volatiles Analysis

Sample: 0.400 Cerilliant FN11191402	Item number:	
Injection date: 7/10/2018 1:05:03 PM	Vial: 4	
Method: ethanol quant.M	Sequence: 10JUL18	
Instrument: US14173023 CN14160045	Analyst: Raines	<i>[Signature]</i>
Data file: C:\Chem32\1\Data\10JUL18\10JUL18\4.D		

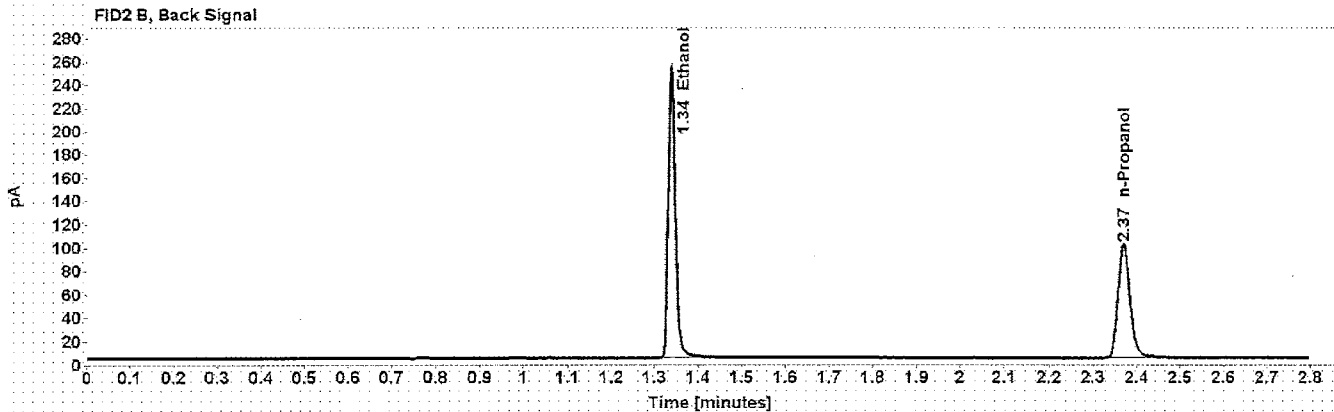
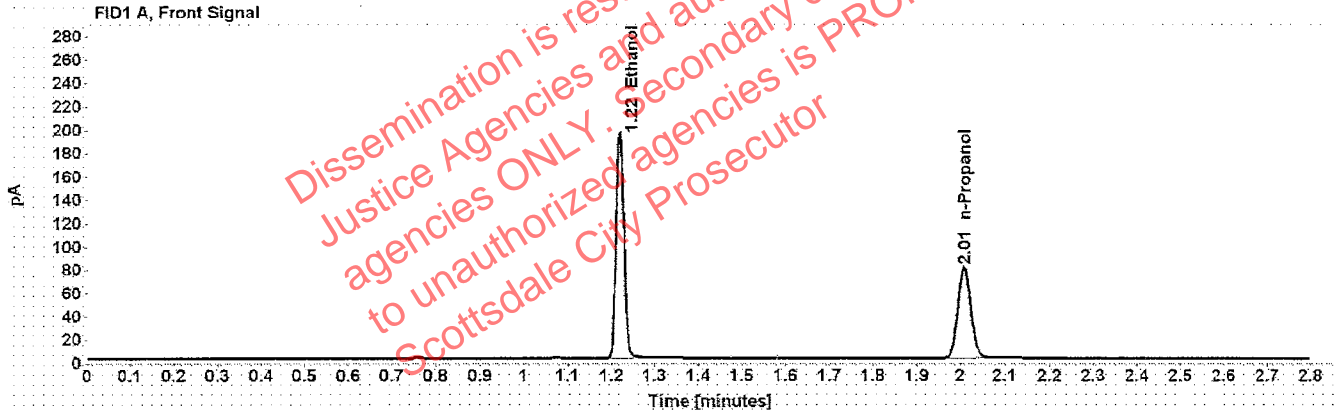


Table 1: FID 1 A (column DB-ALC1)

Compound	Time (min)	Peak Area
Ethanol	1.219	245.829
n-Propanol	2.009	160.684

Table 2: FID 2 B (column DB-ALC2)

Compound	Time (min)	Peak Area
Ethanol	1.339	295.521
n-Propanol	2.371	187.789

Scottsdale Police Department Crime Lab Volatiles Analysis

Sample: blank 042518	Item number:
Injection date: 7/10/2018 1:09:03 PM	Vial: 5
Method: ethanol quant.M	Sequence: 10JUL18
Instrument: US14173023 CN14160045	Analyst: Raines <i>[Signature]</i>
Data file: C:\Chem32\1\Data\10JUL18\10JUL18\5.D	

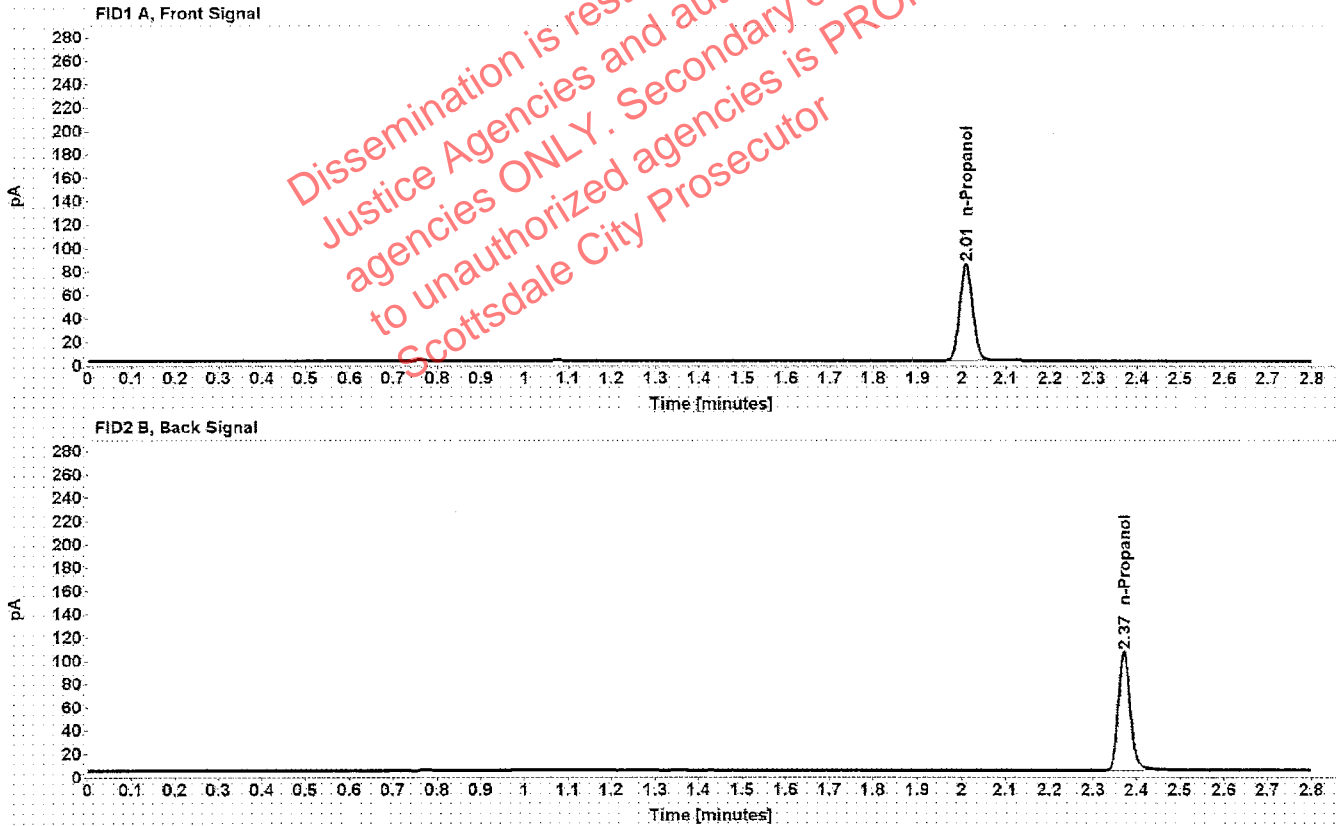


Table 1: FID 1 A (column DB-ALC1)

Compound	Amount (g/100mL)	Time (min)	Peak Area
n-Propanol	-----	2.010	169.484

Table 2: FID 2 B (column DB-ALC2)

Compound	Time (min)	Peak Area
n-Propanol	2.371	197.593

Scottsdale Police Department Crime Lab Volatiles Analysis

Sample: volatiles mix 020917 WLA	Item number:
Injection date: 7/10/2018 1:13:03 PM	Vial: 6
Method: ethanol quant.M	Sequence: 10JUL18
Instrument: US14173023 CN14160045	Analyst: Raines ML
Data file: C:\Chem32\1\Data\10JUL18\10JUL18\6.D	

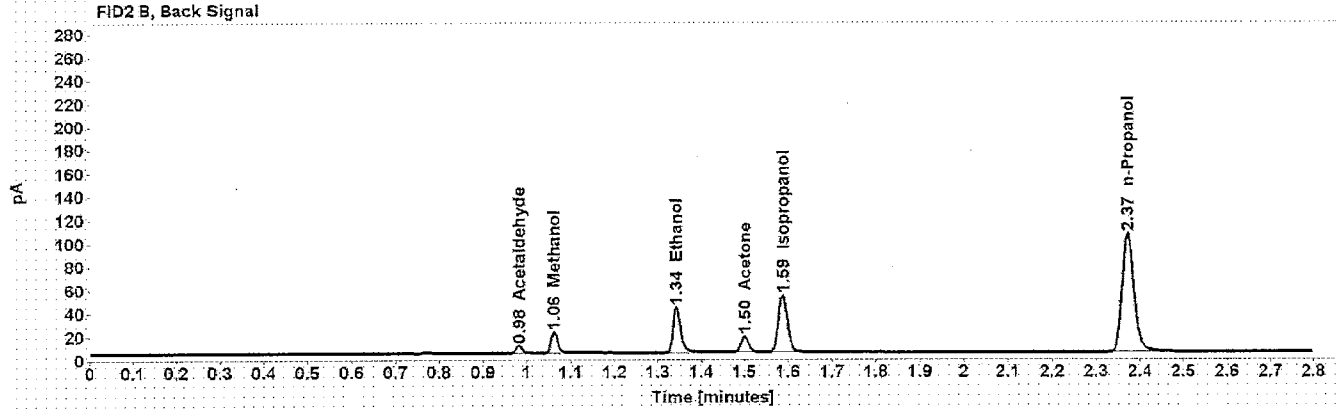
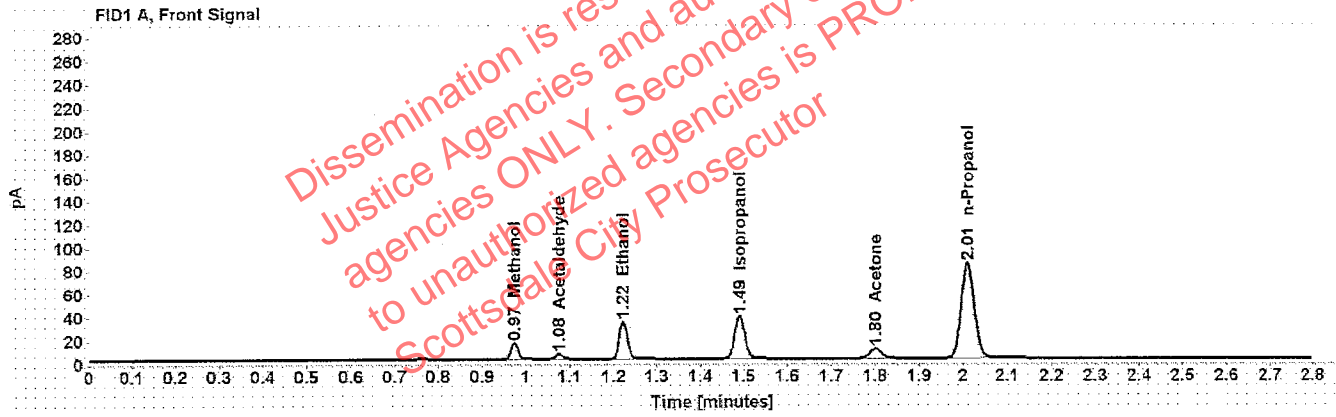


Table 1: FID 1 A (column DB-ALC1)

Compound	Amount (g/100mL)	Time (min)	Peak Area
Methanol	-----	0.974	15.903
Acetaldehyde	-----	1.076	4.840
>Ethanol	0.0658	1.222	41.279
Isopropanol	-----	1.491	59.518
Acetone	-----	1.801	15.003
n-Propanol	-----	2.010	168.432

Table 2: FID 2 B (column DB-ALC2)

Compound	Time (min)	Peak Area
Acetaldehyde	0.982	6.124
Methanol	1.062	19.155
Ethanol	1.343	48.449
Acetone	1.500	17.156
Isopropanol	1.588	71.157
n-Propanol	2.372	196.875

Scottsdale Police Department Crime Lab Volatiles Analysis

Sample: 0.400 Lipomed 08012015-C	Item number:
Injection date: 7/10/2018 1:17:18 PM	Vial: 7
Method: ethanol quant.M	Sequence: 10JUL18
Instrument: US14173023 CN14160045	Analyst: Raines <i>MR</i>
Data file: C:\Chem32\1\Data\10JUL18\10JUL18\7.D	

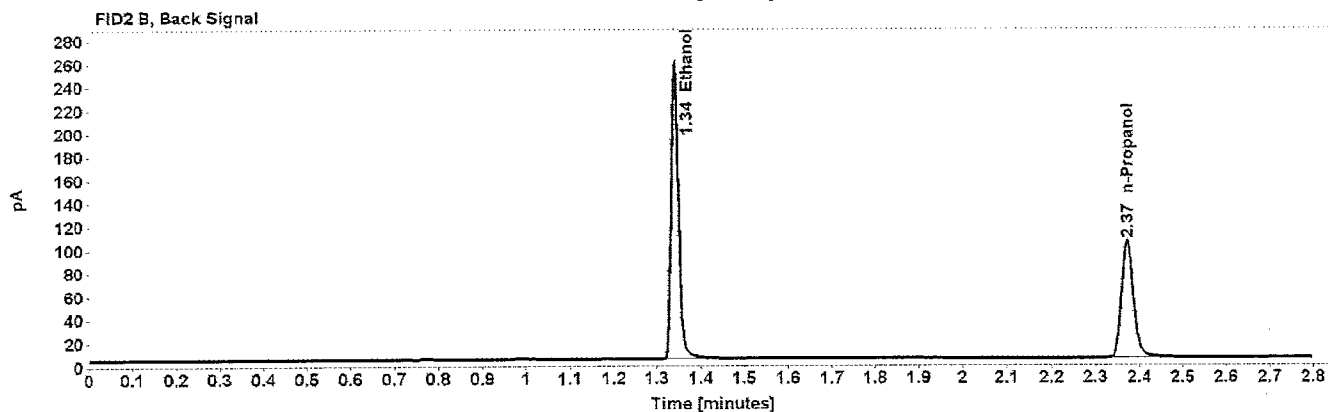
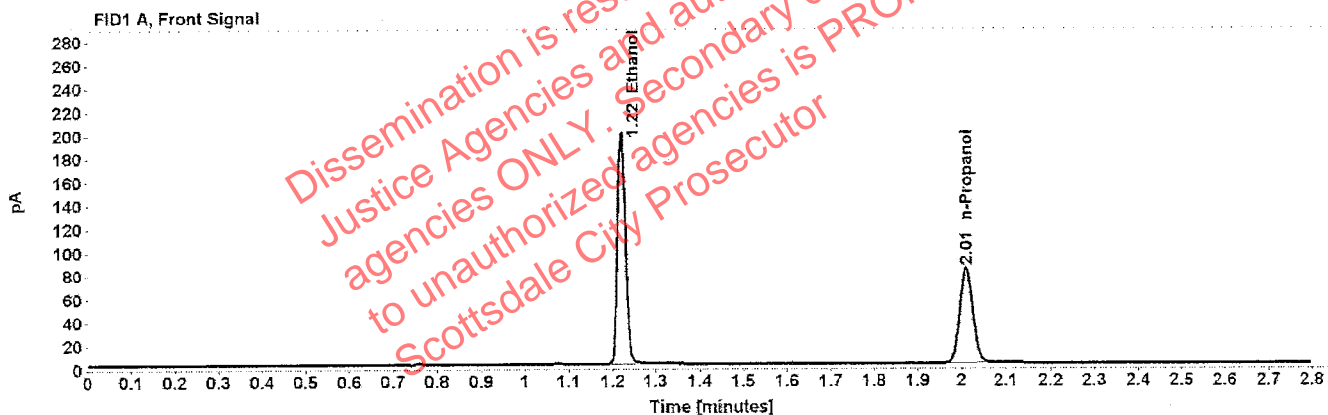


Table 1: FID 1 A (column DB-ALC1)

Compound	Amount (g/100mL)	Time (min)	Peak Area
>Ethanol	0.3994	1.221	254.138
n-Propanol	-----	2.010	166.673

Table 2: FID 2 B (column DB-ALC2)

Compound	Time (min)	Peak Area
Ethanol	1.341	304.644
n-Propanol	2.372	195.015

Scottsdale Police Department Crime Lab Volatiles Analysis

Sample: 0.040 Lipomed 09022015-A	Item number:
Injection date: 7/10/2018 1:21:19 PM	Vial: 8
Method: ethanol quant.M	Sequence: 10JUL18
Instrument: US14173023 CN14160045	Analyst: Raines <i>MR</i>
Data file: C:\Chem32\1\Data\10JUL18\10JUL18\8.D	

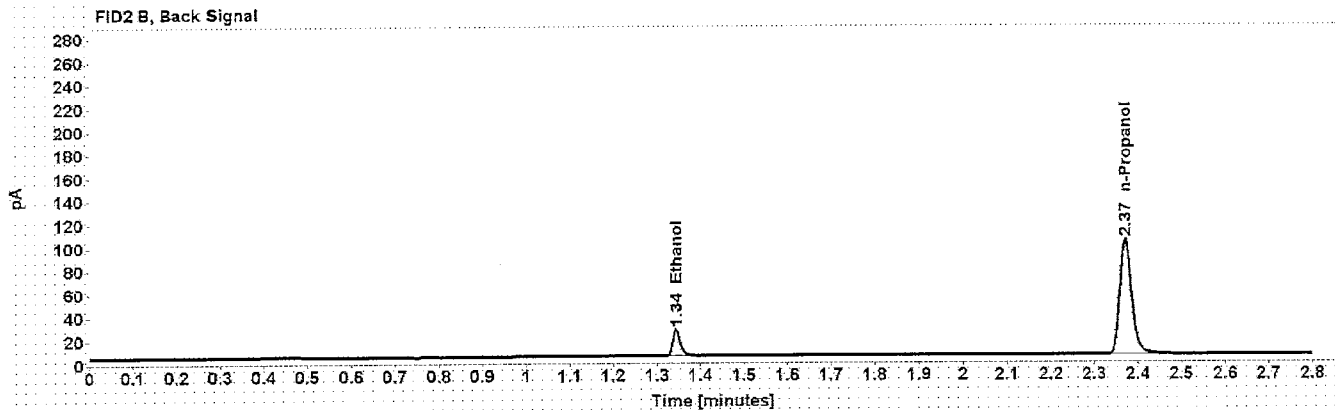
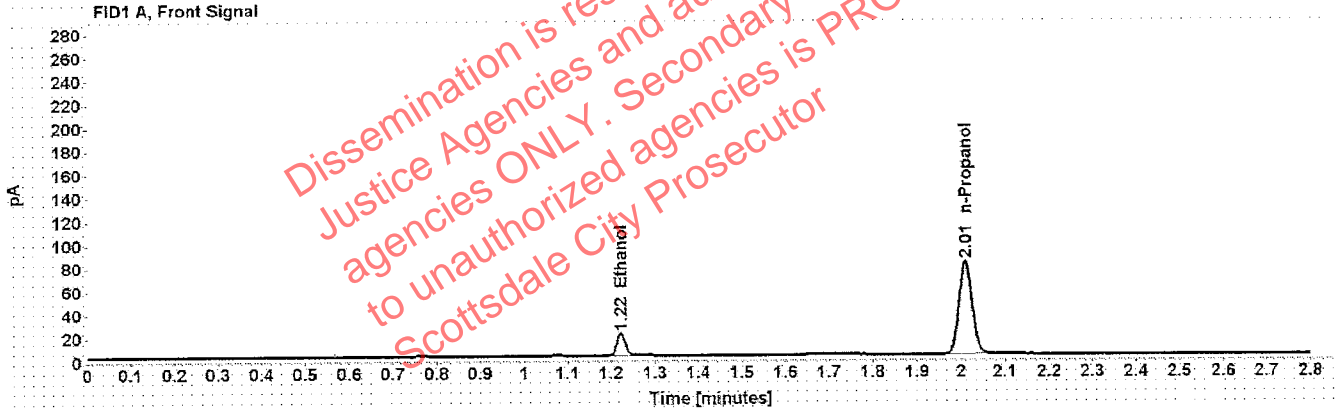


Table 1: FID 1 A (column DB-ALC1)

Compound	Amount (g/100mL)	Time (min)	Peak Area
>Ethanol	0.0407	1.223	24.422
n-Propanol	-----	2.011	164.313

Table 2: FID 2 B (column DB-ALC2)

Compound	Time (min)	Peak Area
Ethanol	1.344	28.205
n-Propanol	2.372	191.581

Scottsdale Police Department Crime Lab Volatiles Analysis

Sample: 0.198 ACQ 407041529/3	Item number:
Injection date: 7/10/2018 1:25:21 PM	Vial: 9
Method: ethanol quant.M	Sequence: 10JUL18
Instrument: US14173023 CN14160045	Analyst: Raines <i>WR</i>
Data file: C:\Chem32\1\Data\10JUL18\10JUL18\9.D	

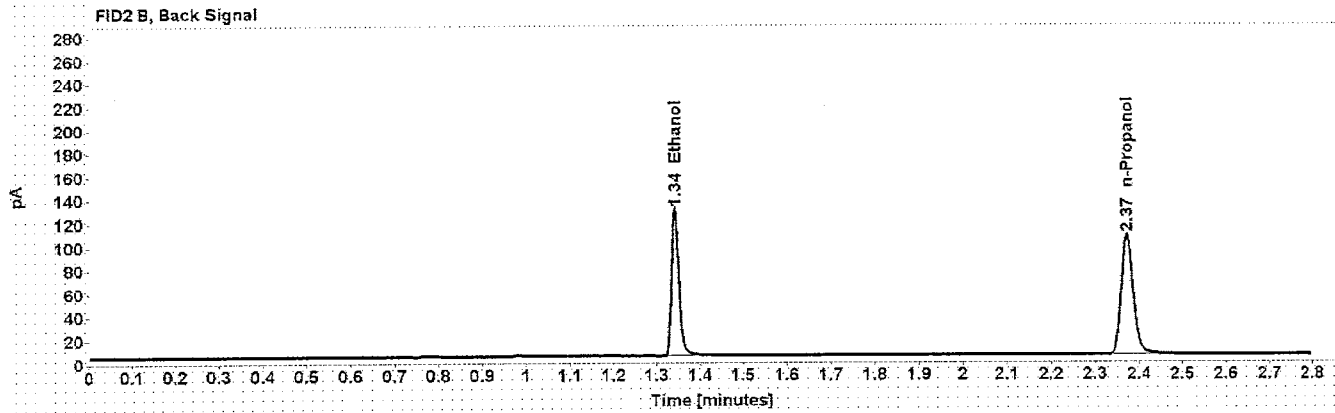
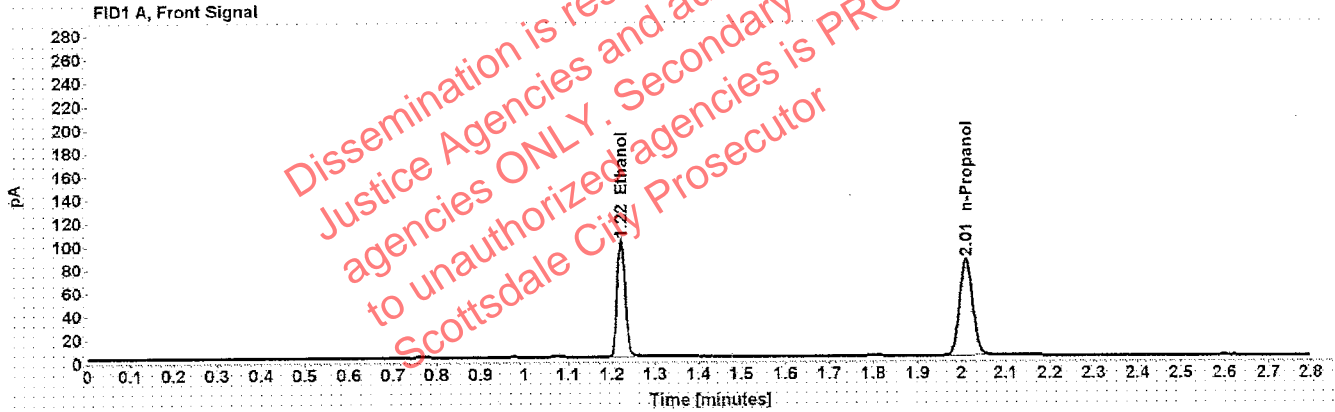


Table 1: FID 1 A (column DB-ALC1)

Compound	Amount (g/100mL)	Time (min)	Peak Area
>Ethanol	0.1980	1.222	128.144
n-Propanol	-----	2.011	170.407

Table 2: FID 2 B (column DB-ALC2)

Compound	Time (min)	Peak Area
Ethanol	1.342	152.609
n-Propanol	2.373	199.277

Scottsdale Police Department Crime Lab Volatiles Analysis

Sample: 0.080 Lipomed 28082014-B	Item number:
Injection date: 7/10/2018 2:09:48 PM	Vial: 20
Method: ethanol quant.M	Sequence: 10JUL18
Instrument: US14173023 CN14160045	Analyst: Raines <i>RR</i>
Data file: C:\Chem32\1\Data\10JUL18\10JUL18\20.D	

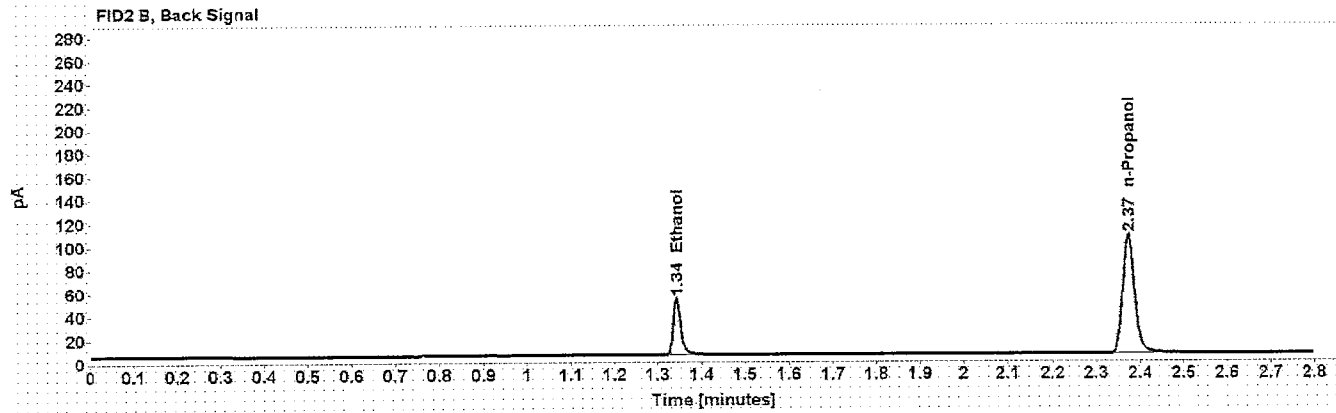
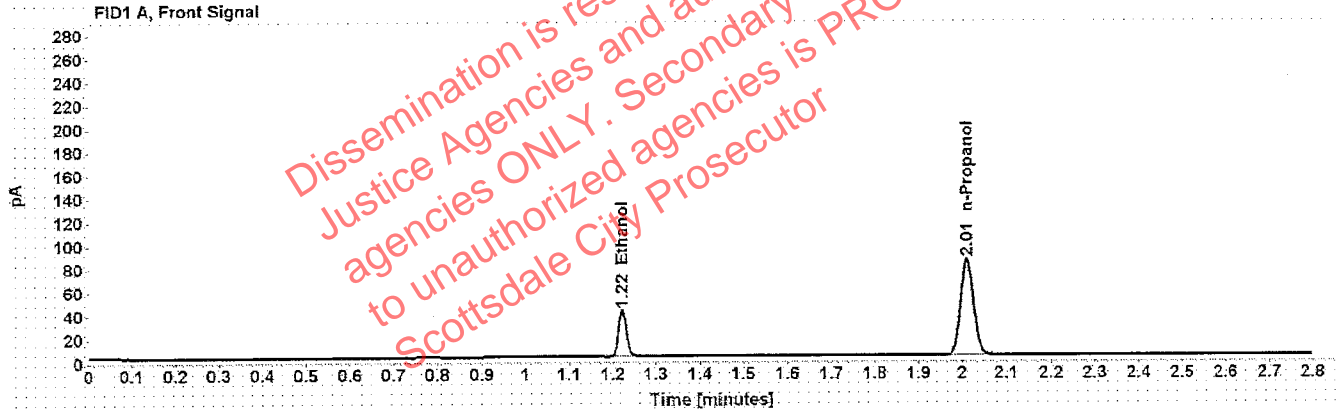


Table 1: FID 1 A (column DB-ALC1)

Compound	Amount (g/100mL)	Time (min)	Peak Area
>Ethanol	0.0809	1.222	51.246
n-Propanol	-----	2.011	169.179

Table 2: FID 2 B (column DB-ALC2)

Compound	Time (min)	Peak Area
Ethanol	1.343	60.258
n-Propanol	2.373	197.884

Scottsdale Police Department Crime Lab Volatiles Analysis

Sample: 0.150 Lipomed 09022015-C	Item number:
Injection date: 7/10/2018 2:54:18 PM	Vial: 31
Method: ethanol quant.M	Sequence: 10JUL18
Instrument: US14173023 CN14160045	Analyst: Raines <i>WR</i>
Data file: C:\Chem32\1\Data\10JUL18\10JUL18\31.D	

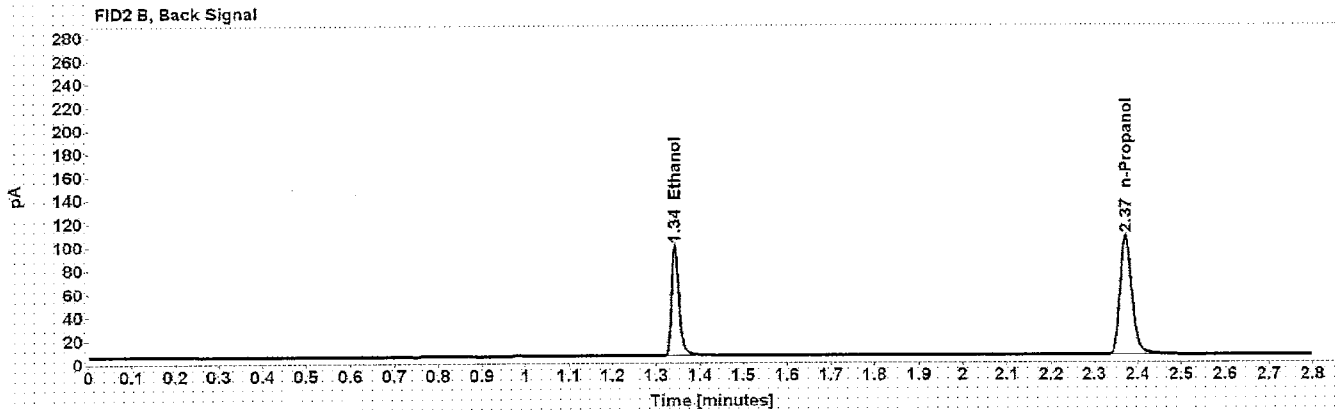
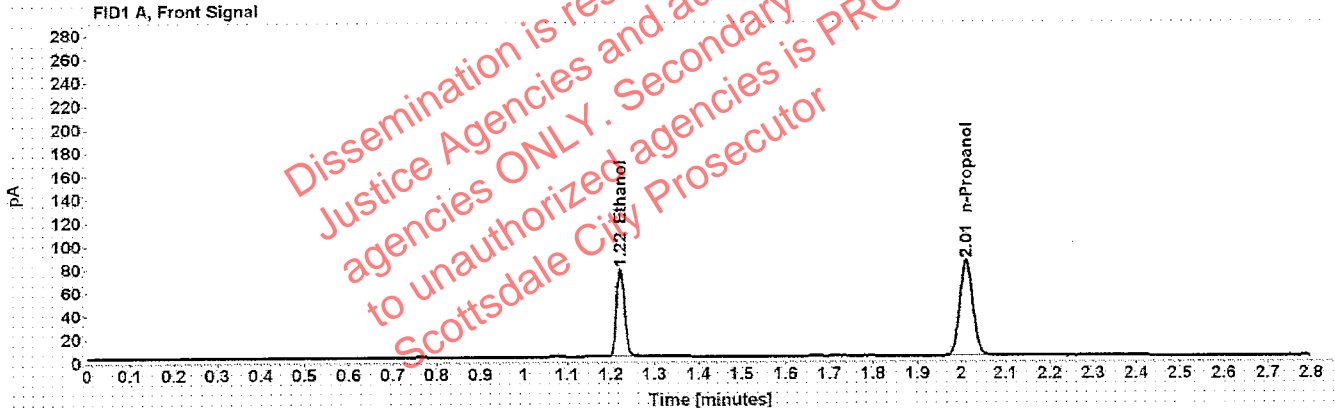


Table 1: FID 1 A (column DB-ALC1)

Compound	Amount (g/100mL)	Time (min)	Peak Area
>Ethanol	0.1523	1.222	97.063
n-Propanol	-----	2.011	168.329

Table 2: FID 2 B (column DB-ALC2)

Compound	Time (min)	Peak Area
Ethanol	1.343	115.618
n-Propanol	2.373	197.775

Scottsdale Police Department Crime Lab Volatiles Analysis

Sample: 0.198 ACQ 407041529/3	Item number:
Injection date: 7/10/2018 3:38:34 PM	Vial: 42
Method: ethanol quant.M	Sequence: 10JUL18
Instrument: US14173023 CN14160045	Analyst: Raines <i>NR</i>
Data file: C:\Chem32\1\Data\10JUL18\10JUL18\42.D	

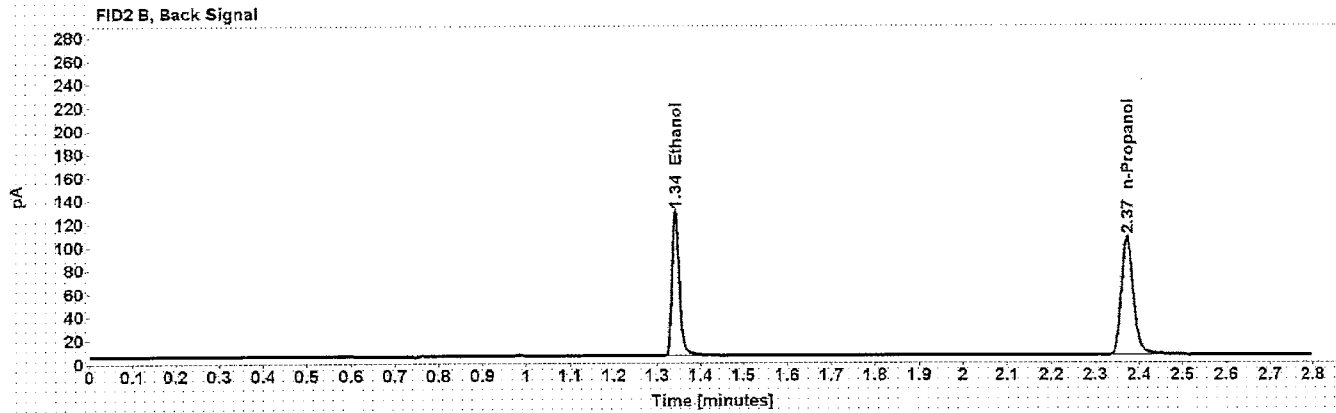
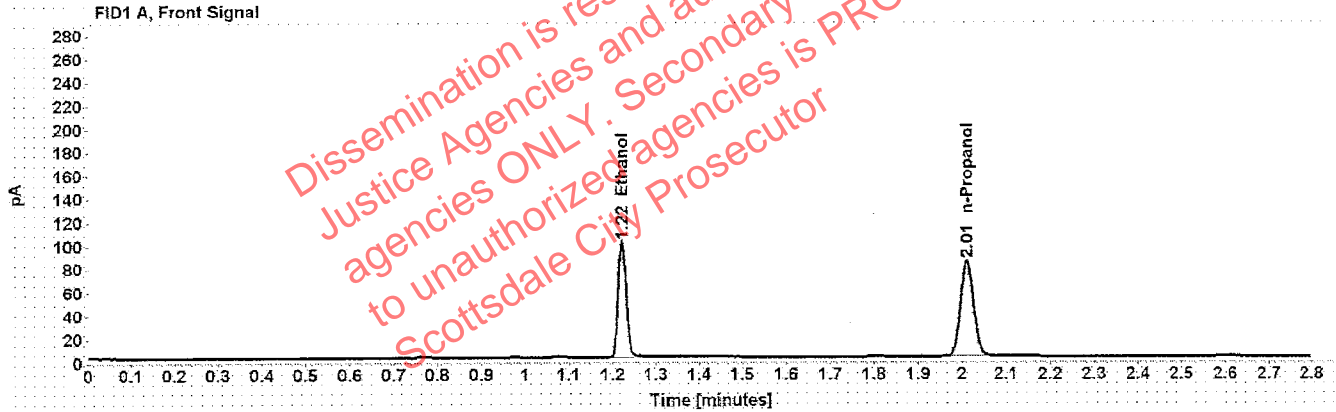


Table 1: FID 1 A (column DB-ALC1)

Compound	Amount (g/100mL)	Time (min)	Peak Area
>Ethanol	0.1989	1.222	126.737
n-Propanol	-----	2.011	167.708

Table 2: FID 2 B (column DB-ALC2)

Compound	Time (min)	Peak Area
Ethanol	1.342	151.611
n-Propanol	2.373	197.120

Scottsdale Police Department Crime Lab Volatiles Analysis

Sample: 0.080 Lipomed 28082014-B	Item number:
Injection date: 7/10/2018 4:23:05 PM	Vial: 53
Method: ethanol quant.M	Sequence: 10JUL18
Instrument: US14173023 CN14160045	Analyst: Raines <i>NR</i>
Data file: C:\Chem32\1\Data\10JUL18\10JUL18\53.D	

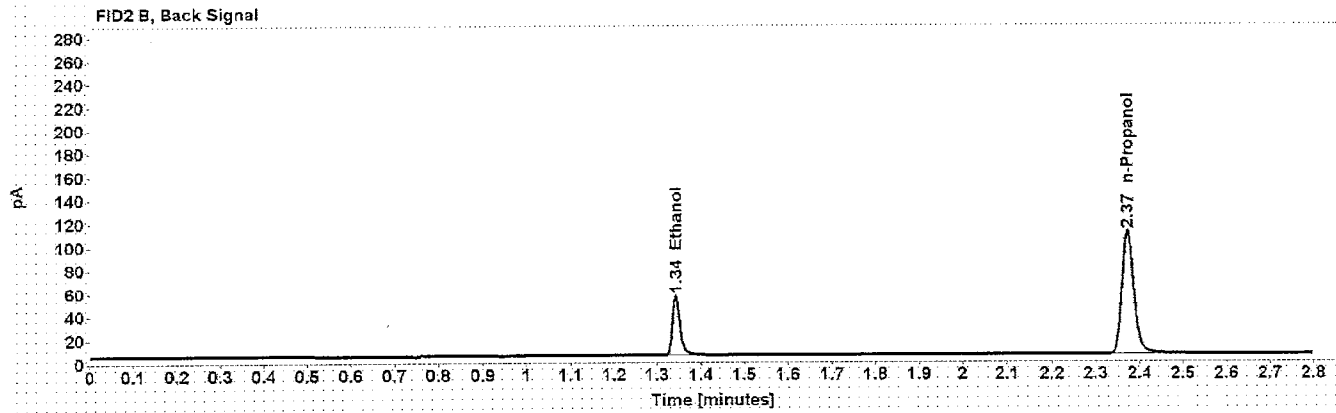
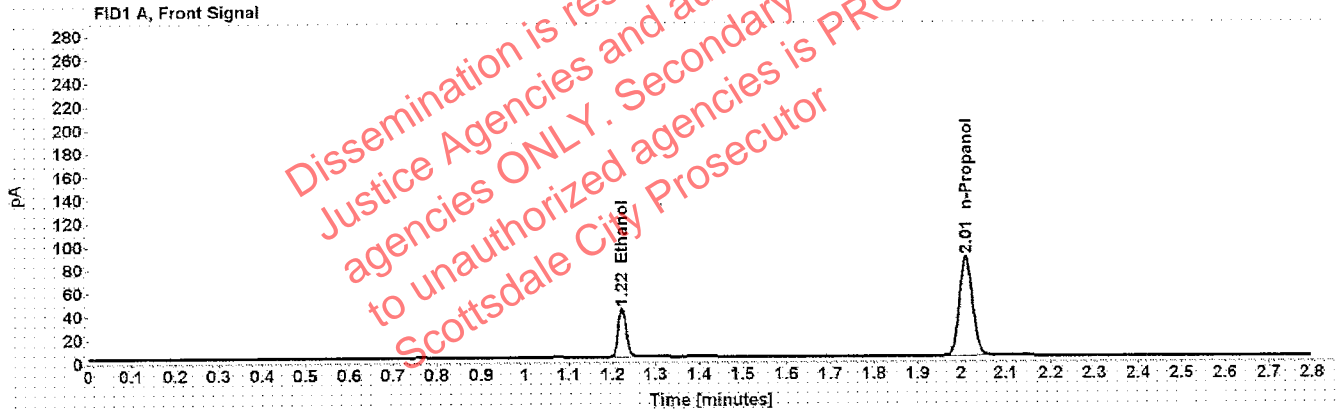


Table 1: FID 1 A (column DB-ALC1)

Compound	Amount (g/100mL)	Time (min)	Peak Area
>Ethanol	0.0819	1.222	53.489
n-Propanol	-----	2.011	174.409

Table 2: FID 2 B (column DB-ALC2)

Compound	Time (min)	Peak Area
Ethanol	1.343	63.787
n-Propanol	2.373	204.905

Scottsdale Police Department Crime Lab Volatiles Analysis

Sample: 0.40 Lipomed 08012015-C	Item number:
Injection date: 7/10/2018 4:43:20 PM	Vial: 58
Method: ethanol quant.M	Sequence: 10JUL18
Instrument: US14173023 CN14160045	Analyst: Raines <i>RR</i>
Data file: C:\Chem32\1\Data\10JUL18\10JUL18\58.D	

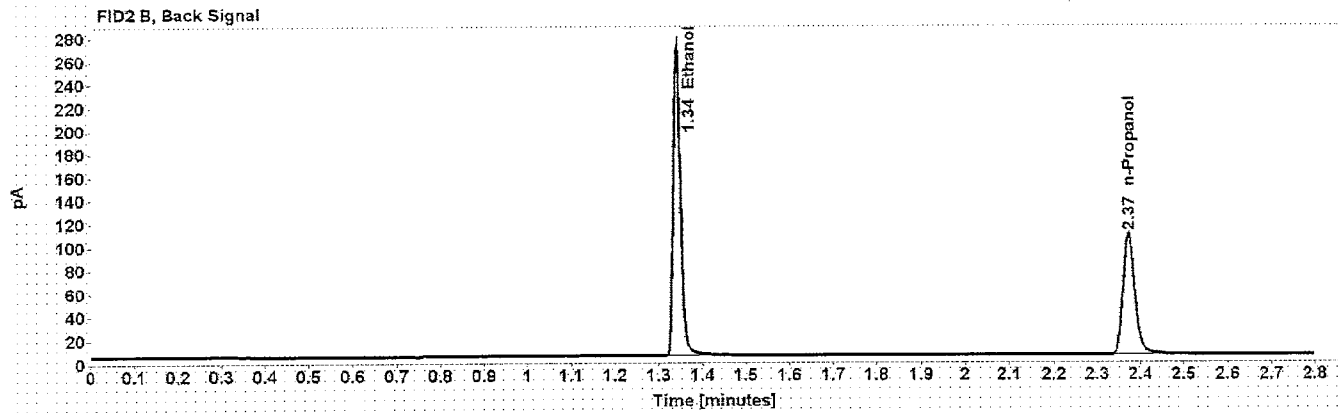
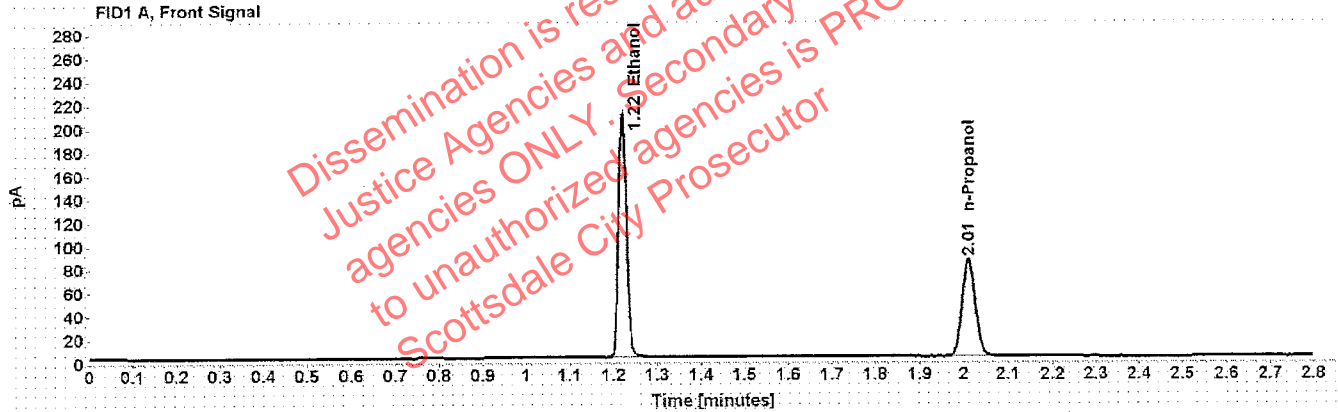


Table 1: FID 1 A (column DB-ALC1)

Compound	Amount (g/100mL)	Time (min)	Peak Area
>Ethanol	0.4074	1.221	265.605
n-Propanol	-----	2.011	170.762

Table 2: FID 2 B (column DB-ALC2)

Compound	Time (min)	Peak Area
Ethanol	1.342	320.817
n-Propanol	2.373	201.391

Scottsdale Police Department Crime Lab Volatiles Analysis

Sample: 0.04 Lipomed 09022015-A	Item number:
Injection date: 7/10/2018 4:47:20 PM	Vial: 59
Method: ethanol quant.M	Sequence: 10JUL18
Instrument: US14173023 CN14160045	Analyst: Raines <i>WR</i>
Data file: C:\Chem32\1\Data\10JUL18\10JUL18\59.D	

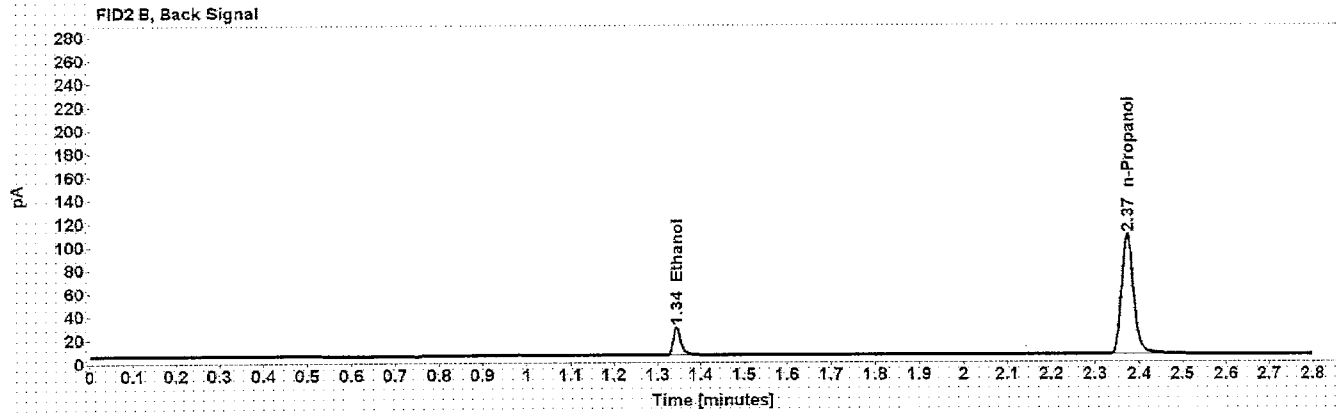
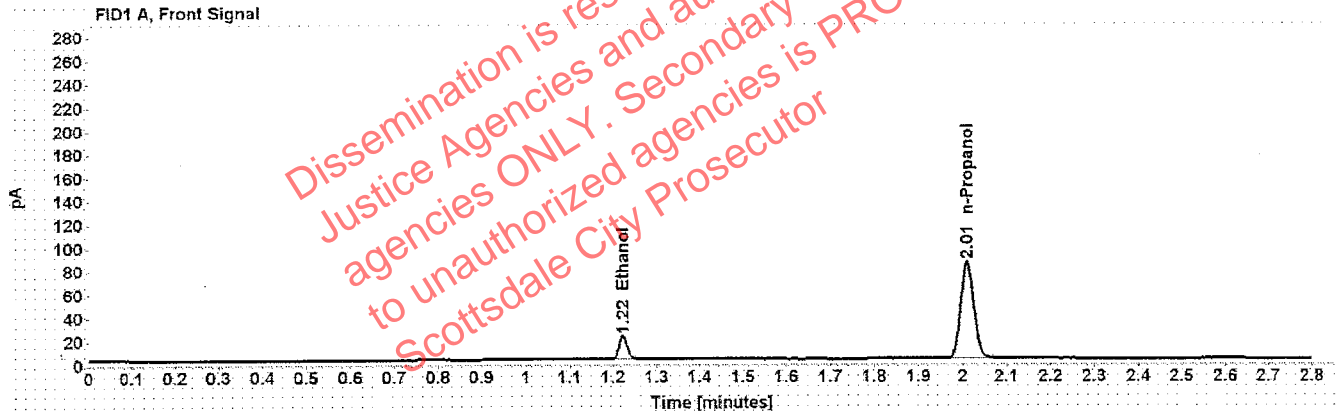


Table 1: FID 1 A (column DB-ALC1)

Compound	Amount (g/100mL)	Time (min)	Peak Area
>Ethanol	0.0412	1.223	25.613
n-Propanol	-----	2.011	169.995

Table 2: FID 2 B (column DB-ALC2)

Compound	Time (min)	Peak Area
Ethanol	1.344	29.986
n-Propanol	2.373	199.791

Scottsdale Police Department Crime Lab Volatiles Analysis

Sample: 0.198 ACQ 407041529/3	Item number: .
Injection date: 7/10/2018 4:51:18 PM	Vial: 60
Method: ethanol quant.M	Sequence: 10JUL18
Instrument: US14173023 CN14160045	Analyst: Raines <i>WR</i>
Data file: C:\Chem32\1\Data\10JUL18\10JUL18\60.D	

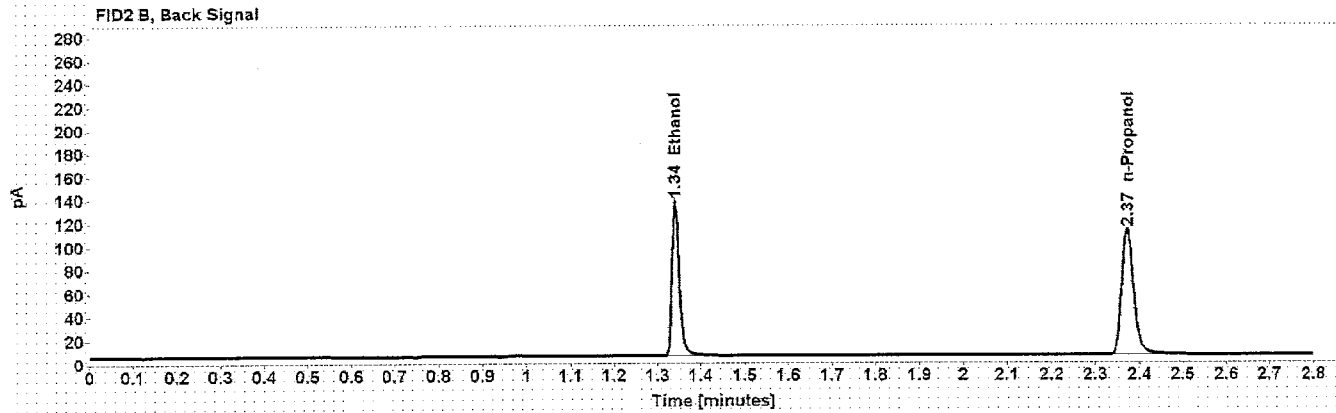
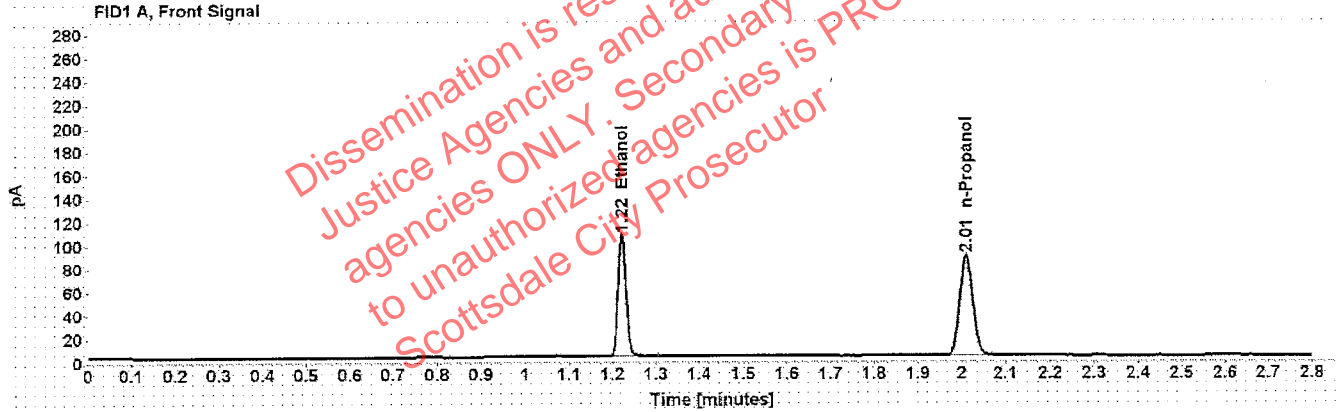


Table 1: FID 1 A (column DB-ALC1)

Compound	Amount (g/100mL)	Time (min)	Peak Area
>Ethanol	0.2006	1.222	134.607
n-Propanol	-----	2.011	176.628

Table 2: FID 2 B (column DB-ALC2)

Compound	Time (min)	Peak Area
Ethanol	1.342	161.422
n-Propanol	2.373	207.790

Scottsdale Police Department Crime Lab Volatiles Analysis

Sample: blank 042518	Item number:
Injection date: 7/10/2018 4:55:33 PM	Vial: 61
Method: ethanol quant.M	Sequence: 10JUL18
Instrument: US14173023 CN14160045	Analyst: Raines <i>[Signature]</i>
Data file: C:\Chem32\1\Data\10JUL18\10JUL18\61.D	

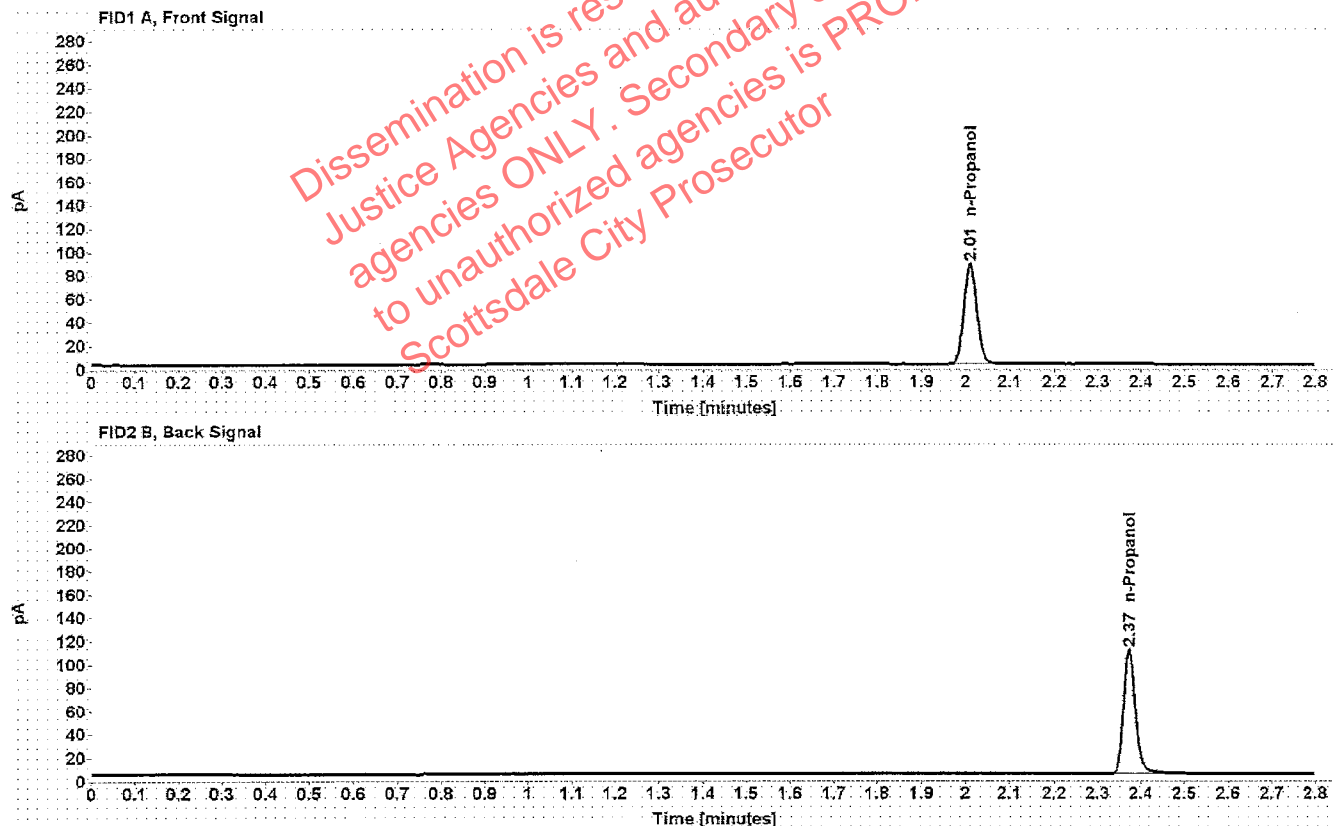


Table 1: FID 1 A (column DB-ALC1)

Compound	Amount (g/100mL)	Time (min)	Peak Area
n-Propanol	-----	2.011	175.131

Table 2: FID 2 B (column DB-ALC2)

Compound	Time (min)	Peak Area
n-Propanol	2.373	206.384

Sequence Summary

Sequence name: 10JUL18 Instrument: US14173023 CN14160045 Analyst: Raines *WR*

Vial	Sample	Type	Item Number	Method
1	0.020 Cerilliant FN03241604	Calibration		ethanol quant.M
2	0.100 Cerilliant FN06181501	Calibration		ethanol quant.M
3	0.200 Cerilliant FN07201502	Calibration		ethanol quant.M
4	0.400 Cerilliant FN11191402	Calibration		ethanol quant.M
5	blank 042518	Control		ethanol quant.M
6	volatiles mix 020917 WLA	Control		ethanol quant.M
7	0.400 Lipomed 08012015-C	Control		ethanol quant.M
8	0.040 Lipomed 09022015-A	Control		ethanol quant.M
9	0.198 ACQ 407041529/3	Control		ethanol quant.M
10	[REDACTED]	Sample	1212029	ethanol quant.M
11	[REDACTED]	Sample	1212029	ethanol quant.M
12	[REDACTED]	Sample	312-01A	ethanol quant.M
13	[REDACTED]	Sample	312-01A	ethanol quant.M
14	[REDACTED]	Sample	340-01A	ethanol quant.M
15	[REDACTED]	Sample	340-01A	ethanol quant.M
16	[REDACTED]	Sample	318-02A	ethanol quant.M
17	[REDACTED]	Sample	318-02A	ethanol quant.M
18	[REDACTED]	Sample	307-01A	ethanol quant.M
19	[REDACTED]	Sample	307-01A	ethanol quant.M
20	0.080 Lipomed 28082014-B	Control		ethanol quant.M
21	[REDACTED]	Sample	1220788	ethanol quant.M
22	[REDACTED]	Sample	1220788	ethanol quant.M
23	[REDACTED]	Sample	1221001	ethanol quant.M
24	[REDACTED]	Sample	1221001	ethanol quant.M
25	[REDACTED]	Sample	1222085	ethanol quant.M
26	[REDACTED]	Sample	1222085	ethanol quant.M
27	[REDACTED]	Sample	1222024	ethanol quant.M
28	[REDACTED]	Sample	1222024	ethanol quant.M
29	[REDACTED]	Sample	1222008	ethanol quant.M
30	[REDACTED]	Sample	1222008	ethanol quant.M
31	0.150 Lipomed 09022015-C	Control		ethanol quant.M
32	[REDACTED]	Sample	1221825	ethanol quant.M
33	[REDACTED]	Sample	1221825	ethanol quant.M
34	[REDACTED]	Sample	1218383	ethanol quant.M
35	[REDACTED]	Sample	1218383	ethanol quant.M
36	[REDACTED]	Sample	1217365	ethanol quant.M
37	[REDACTED]	Sample	1217365	ethanol quant.M
38	[REDACTED]	Sample	1218419	ethanol quant.M
39	[REDACTED]	Sample	1218419	ethanol quant.M
40	[REDACTED]	Sample	1222978	ethanol quant.M
41	[REDACTED]	Sample	1222978	ethanol quant.M
42	0.198 ACQ 407041529/3	Control		ethanol quant.M
43	[REDACTED]	Sample	1202005	ethanol quant.M
44	[REDACTED]	Sample	1202005	ethanol quant.M
45	[REDACTED]	Sample	1192055	ethanol quant.M
46	[REDACTED]	Sample	1192055	ethanol quant.M
47	[REDACTED]	Sample	1198084	ethanol quant.M

Dissemination is restricted to Criminal Justice Agencies and authorized agencies ONLY. Secondary dissemination to unauthorized agencies is PROHIBITED. Scottsdale City Prosecutor

Sequence Summary

Handwritten signature

48		Sample	1198084	ethanol quant.M
49		Sample	1220386	ethanol quant.M
50		Sample	1220386	ethanol quant.M
51		Sample	1223943	ethanol quant.M
52		Sample	1223943	ethanol quant.M
53	0.080 Lipomed 28082014-B	Control		ethanol quant.M
54		Sample	1220567	ethanol quant.M
55		Sample	1220567	ethanol quant.M
56		Sample	1219755	ethanol quant.M
57		Sample	1219755	ethanol quant.M
58	0.40 Lipomed 08012015-C	Control		ethanol quant.M
59	0.04 Lipomed 09022015-A	Control		ethanol quant.M
60	0.198 ACQ 407041529/3	Control		ethanol quant.M
61	blank 042518	Control		ethanol quant.M

Dissemination is restricted to Criminal Justice Agencies and authorized agencies ONLY. Secondary dissemination to unauthorized agencies is PROHIBITED.
Scottsdale City Prosecutor

Scottsdale Police Department Crime Laboratory Summary of Cases

SEQUENCE NAME: 10JUL18

ANALYST: Raines

Vials	Test 1 (g/dL)	Test 2 (g/dL)	Mean (g/dL)	Percent Difference*	Absolute Difference (g/dL)*
10 11	0.1042	0.1041	0.10415	0.05	0.00005
12 13	0.2145	0.2139	0.21420	0.14	0.00030
14 15	0.1937	0.1938	0.19375	0.03	0.00005
16 17	0.1370	0.1371	0.13705	0.04	0.00005
18 19	0.2248	0.2261	0.22545	0.29	0.00065
21 22	0.3142	0.3155	0.31485	0.21	0.00065
23 24	0.1936	0.1945	0.19405	0.23	0.00045
25 26	0.2441	0.2438	0.24395	0.06	0.00015
27 28	0.0482	0.0485	0.04835	0.31	0.00015
29 30	0.0497	0.0497	0.04970	0.00	0.00000
32 33	0.1377	0.1370	0.13735	0.25	0.00035
34 35	0.1639	0.1644	0.16415	0.15	0.00025
36 37	0.1772	0.1745	0.17585	0.77	0.00135
38 39	0.1852	0.1849	0.18505	0.08	0.00015
40 41	0.1674	0.1669	0.16715	0.15	0.00025
43 44	0.1616	0.1622	0.16190	0.19	0.00030
45 46	0.0986	0.0980	0.09830	0.31	0.00030
47 48	0.1126	0.1098	0.11120	1.26	0.00140
49 50	0.1934	0.1949	0.19415	0.39	0.00075
51 52	0.0000	0.0000	0.00000	0.00	0.00000
54 55	0.1339	0.1346	0.13425	0.26	0.00035
56 57	0.2153	0.2180	0.21665	0.62	0.00135

*Calculated differences are differences from the mean of the two results.

Scottsdale Police Department Crime Lab Volatiles Analysis

Sample: [REDACTED]	Item number: 1212029
Injection date: 7/10/2018 1:29:18 PM	Vial: 10
Method: ethanol quant.M	Sequence: 10JUL18
Instrument: US14173023 CN14160045	Analyst: Raines
Data file: C:\Chem32\1\Data\10JUL18\10JUL18\10.D	

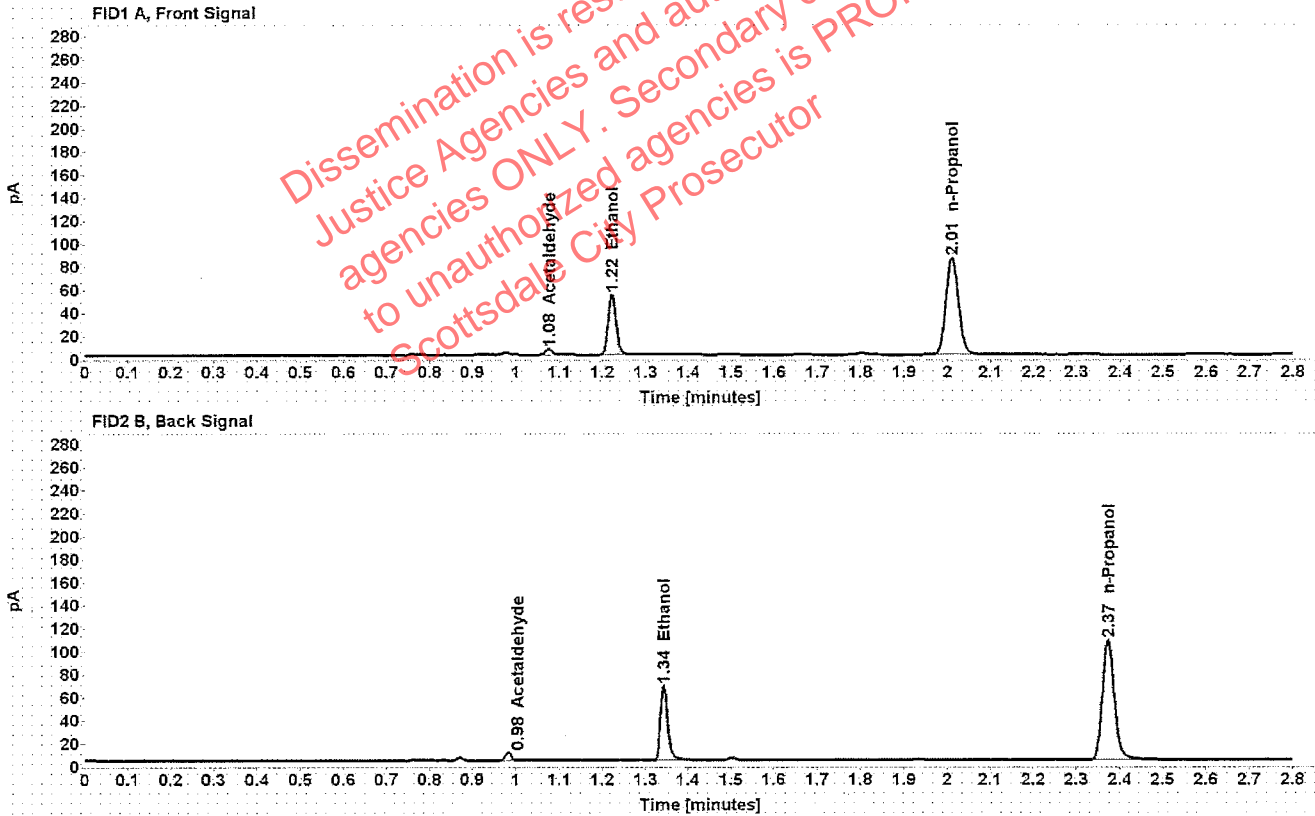


Table 1: FID 1 A (column DB-ALC1)

Compound	Amount (g/100mL)	Time (min)	Peak Area
Acetaldehyde	-----	1.076	5.309
>Ethanol	0.1042	1.222	67.325
n-Propanol	-----	2.011	171.633

Table 2: FID 2 B (column DB-ALC2)

Compound	Time (min)	Peak Area
Acetaldehyde	0.983	6.690
Ethanol	1.343	79.093
n-Propanol	2.373	201.221

Scottsdale Police Department Crime Lab Volatiles Analysis

Sample: [REDACTED]	Item number: 1212029
Injection date: 7/10/2018 1:33:18 PM	Vial: 11
Method: ethanol quant.M	Sequence: 10JUL18
Instrument: US14173023 CN14160045	Analyst: Raines
Data file: C:\Chem321\Data\10JUL18\10JUL18\11.D	

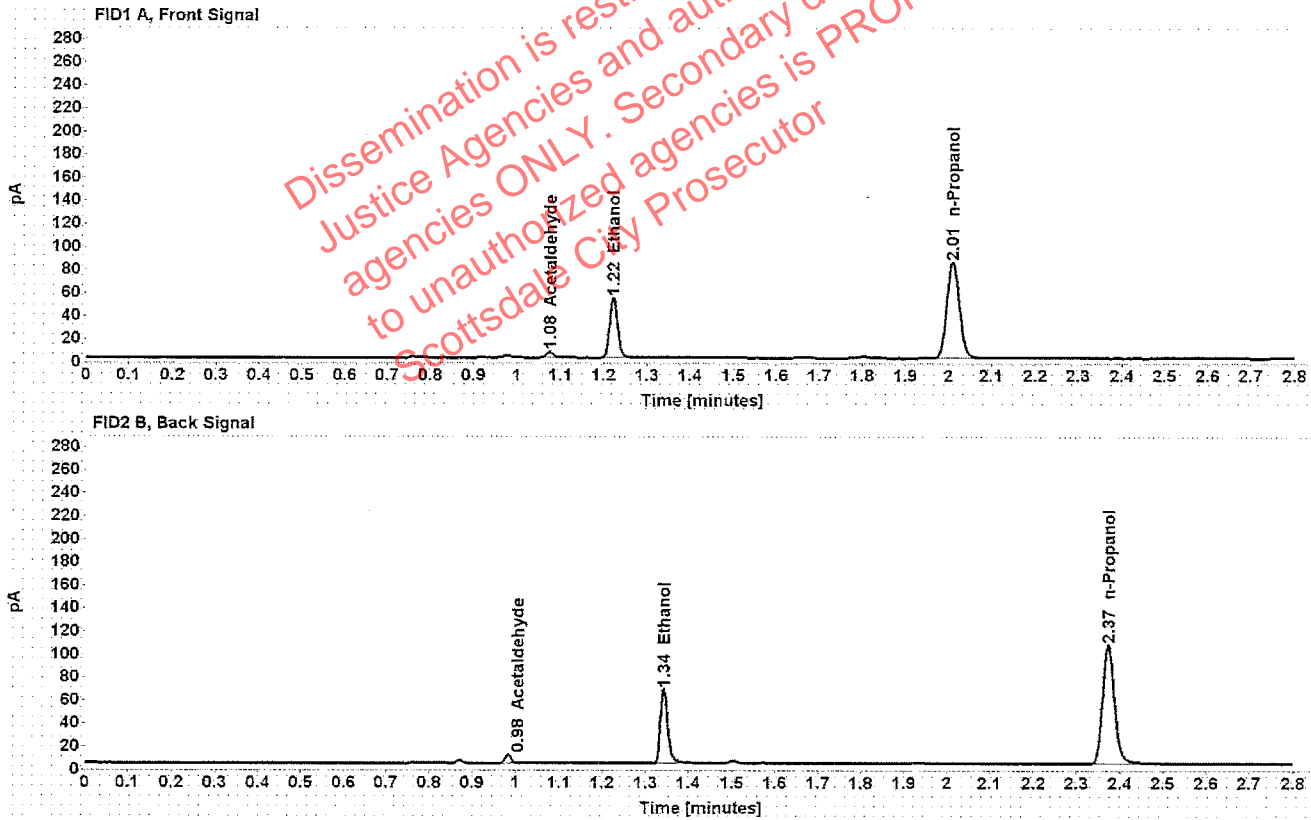


Table 1: FID 1 A (column DB-ALC1)

Compound	Amount (g/100mL)	Time (min)	Peak Area
Acetaldehyde	-----	1.076	5.492
>Ethanol	0.1041	1.222	66.827
n-Propanol	-----	2.011	170.463

Table 2: FID 2 B (column DB-ALC2)

Compound	Time (min)	Peak Area
Acetaldehyde	0.983	6.957
Ethanol	1.343	78.462
n-Propanol	2.373	200.064

Scottsdale Police Department Crime Lab Volatiles Analysis

Sample: [REDACTED]	Item number: 312-01A
Injection date: 7/10/2018 1:37:18 PM	Vial: 12
Method: ethanol quant.M	Sequence: 10JUL18
Instrument: US14173023 CN14160045	Analyst: Raines
Data file: C:\Chem32\1\Data\10JUL18\10JUL18\12.D	

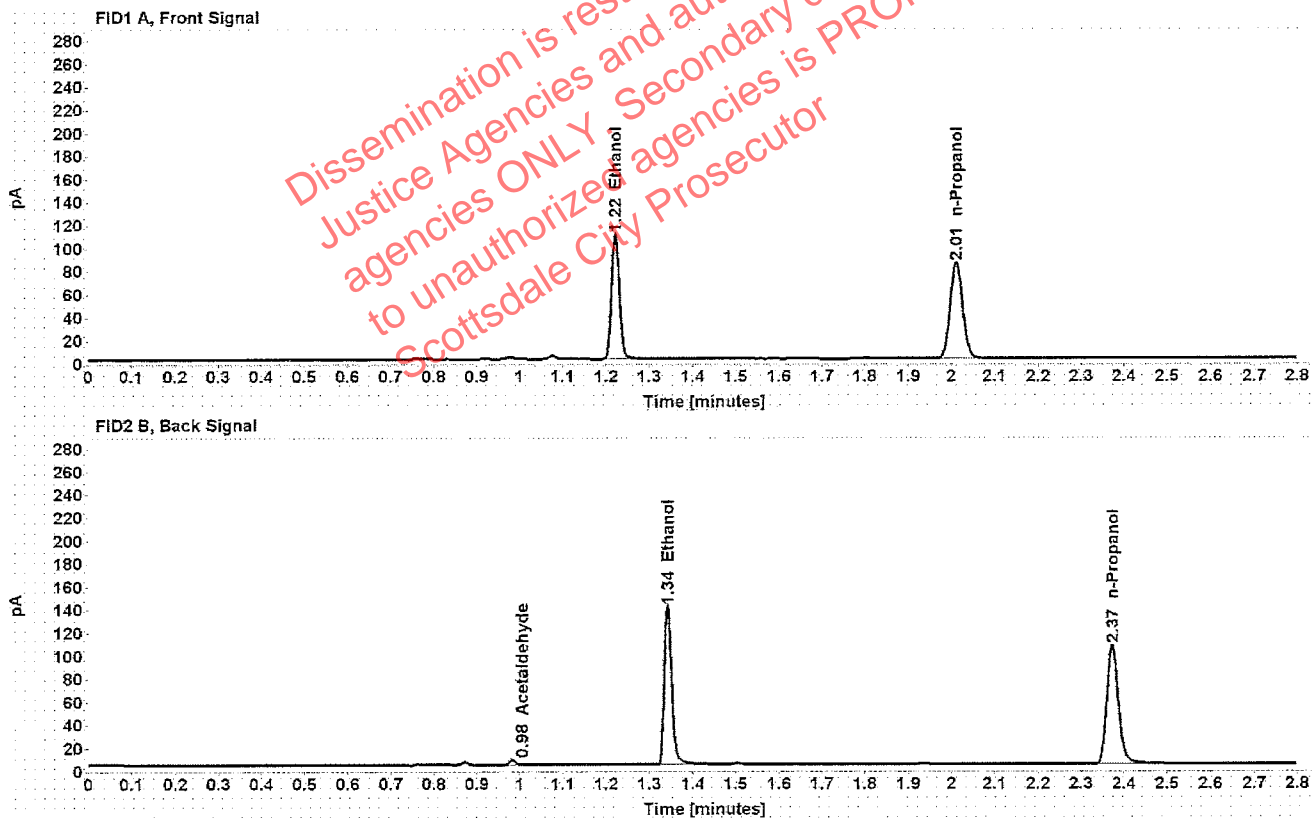


Table 1: FID 1 A (column DB-ALC1)

Compound	Amount (g/100mL)	Time (min)	Peak Area
>Ethanol	0.2145	1.222	138.952
n-Propanol	-----	2.011	170.436

Table 2: FID 2 B (column DB-ALC2)

Compound	Time (min)	Peak Area
Acetaldehyde	0.983	4.212
Ethanol	1.342	165.373
n-Propanol	2.373	200.278

Scottsdale Police Department Crime Lab Volatiles Analysis

Sample: [REDACTED]	Item number: 312-01A
Injection date: 7/10/2018 1:41:33 PM	Vial: 13
Method: ethanol quant.M	Sequence: 10JUL18
Instrument: US14173023 CN14160045	Analyst: Raines
Data file: C:\Chem32\1\Data\10JUL18\10JUL18\13.D	

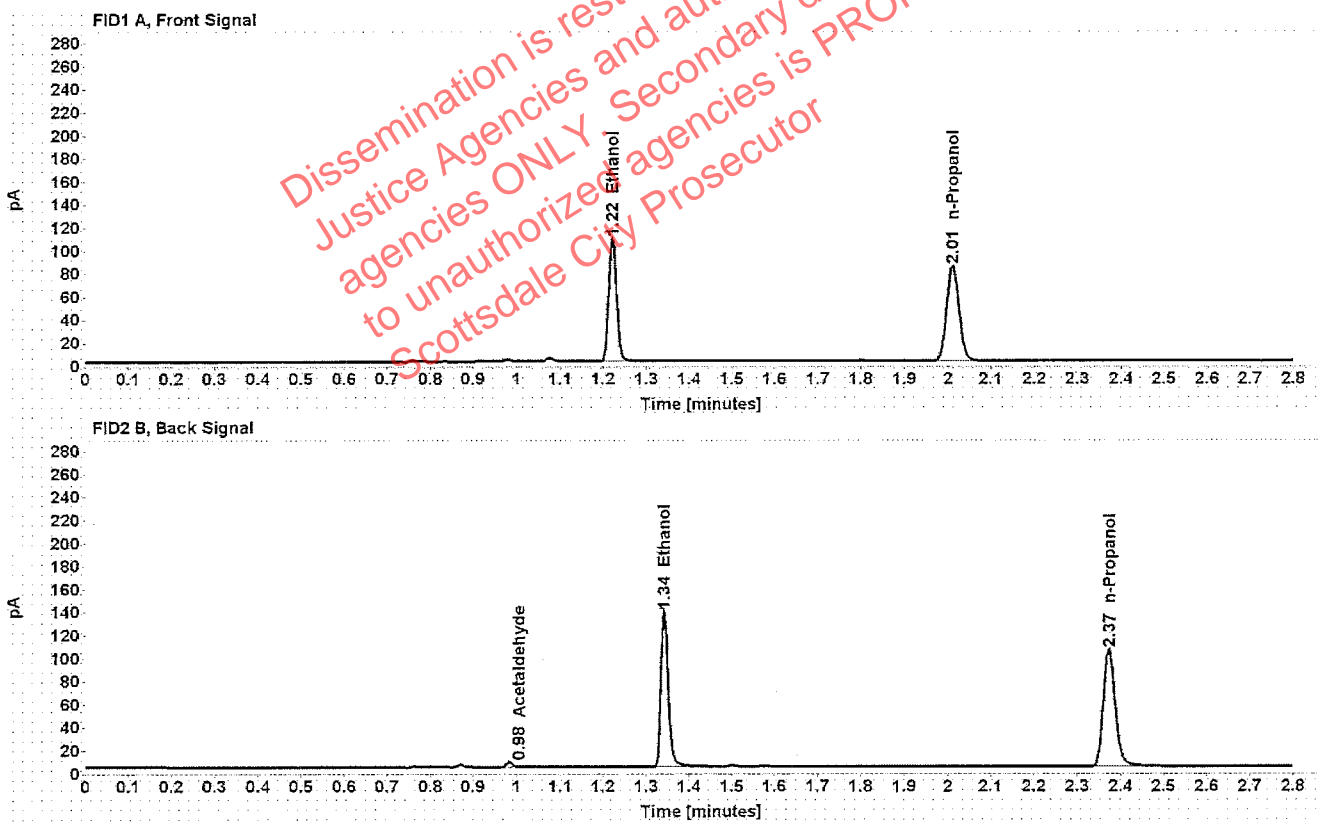


Table 1: FID 1 A (column DB-ALC1)

Compound	Amount (g/100mL)	Time (min)	Peak Area
>Ethanol	0.2139	1.222	136.676
n-Propanol	-----	2.011	168.120

Table 2: FID 2 B (column DB-ALC2)

Compound	Time (min)	Peak Area
Acetaldehyde	0.983	4.197
Ethanol	1.342	162.706
n-Propanol	2.373	197.627

Scottsdale Police Department Crime Lab Volatiles Analysis

Sample: [REDACTED]	Item number: 340-01A
Injection date: 7/10/2018 1:45:33 PM	Vial: 14
Method: ethanol quant.M	Sequence: 10JUL18
Instrument: US14173023 CN14160045	Analyst: Raines
Data file: C:\Chem32\1\Data\10JUL18\10JUL18\14.D	

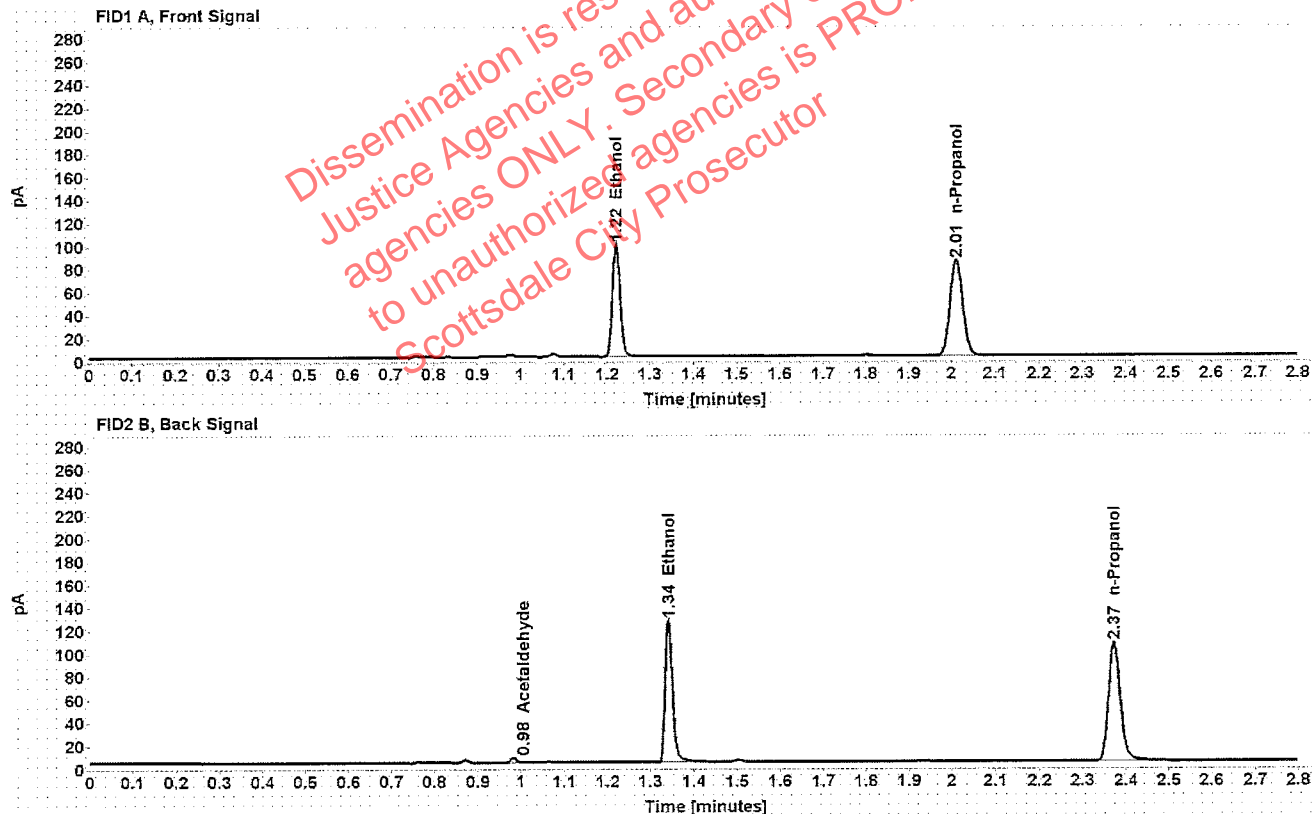


Table 1: FID 1 A (column DB-ALC1)

Compound	Amount (g/100mL)	Time (min)	Peak Area
>Ethanol	0.1937	1.222	125.024
n-Propanol	-----	2.011	169.985

Table 2: FID 2 B (column DB-ALC2)

Compound	Time (min)	Peak Area
Acetaldehyde	0.983	3.774
Ethanol	1.342	148.206
n-Propanol	2.372	199.786

Scottsdale Police Department Crime Lab Volatiles Analysis

Sample: [REDACTED]	Item number: 340-01A
Injection date: 7/10/2018 1:49:34 PM	Vial: 15
Method: ethanol quant.M	Sequence: 10JUL18
Instrument: US14173023 CN14160045	Analyst: Raines
Data file: C:\Chem321\Data\10JUL18\10JUL18\15.D	

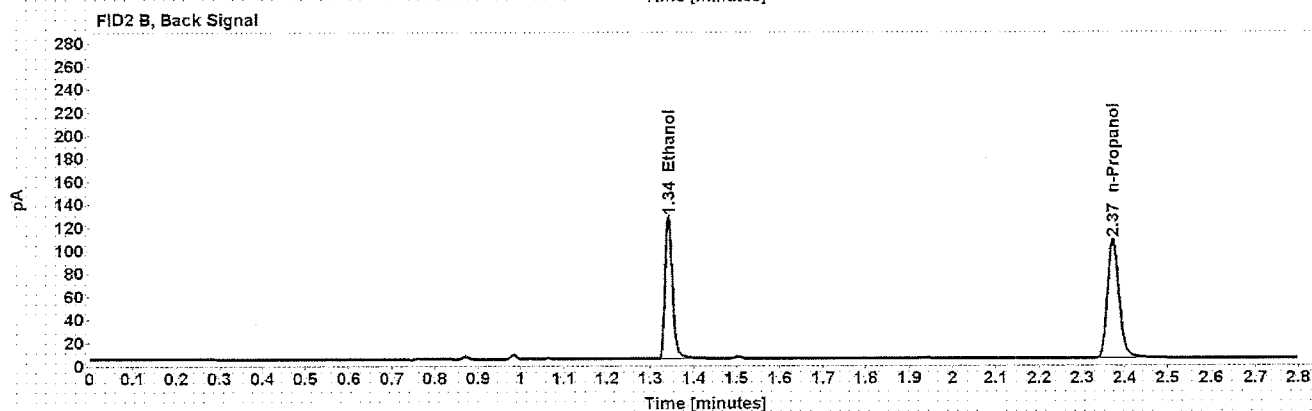
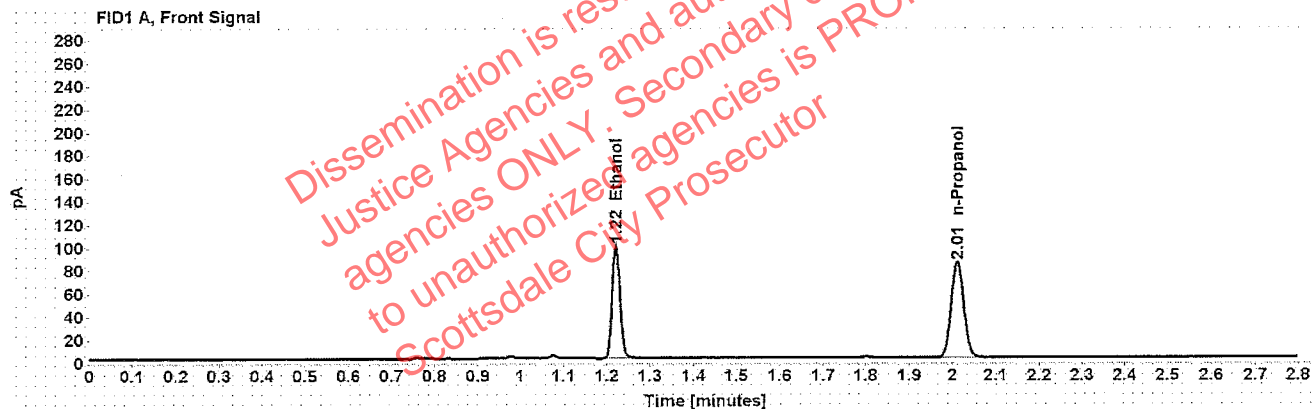


Table 1: FID 1 A (column DB-ALC1)

Compound	Amount (g/100mL)	Time (min)	Peak Area
>Ethanol	0.1938	1.222	125.037
n-Propanol	-----	2.011	169.878

Table 2: FID 2 B (column DB-ALC2)

Compound	Time (min)	Peak Area
Ethanol	1.342	148.243
n-Propanol	2.372	199.861

Scottsdale Police Department Crime Lab Volatiles Analysis

Sample: [REDACTED]	Item number: 318-02A
Injection date: 7/10/2018 1:53:33 PM	Vial: 16
Method: ethanol quant.M	Sequence: 10JUL18
Instrument: US14173023 CN14160045	Analyst: Raines
Data file: C:\Chem32\1\Data\10JUL18\10JUL18\16.D	

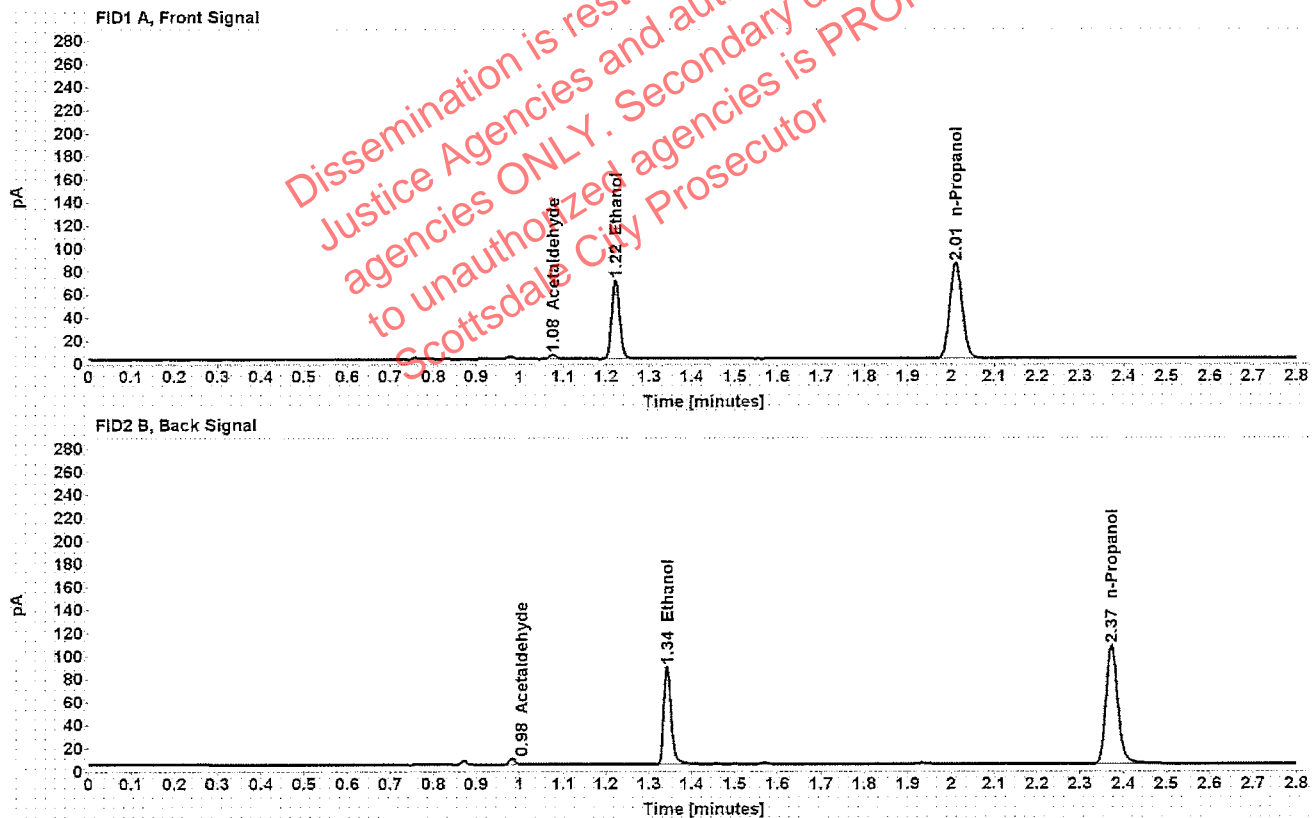


Table 1: FID 1 A (column DB-ALC1)

Compound	Amount (g/100mL)	Time (min)	Peak Area
Acetaldehyde	-----	1.076	3.988
>Ethanol	0.1370	1.222	87.691
n-Propanol	-----	2.011	169.263

Table 2: FID 2 B (column DB-ALC2)

Compound	Time (min)	Peak Area
Acetaldehyde	0.983	5.054
Ethanol	1.342	103.366
n-Propanol	2.373	199.143

Scottsdale Police Department Crime Lab Volatiles Analysis

Sample: [REDACTED]	Item number: 318-02A
Injection date: 7/10/2018 1:57:33 PM	Vial: 17
Method: ethanol quant.M	Sequence: 10JUL18
Instrument: US14173023 CN14160045	Analyst: Raines
Data file: C:\Chem32\1\Data\10JUL18\10JUL18\17.D	

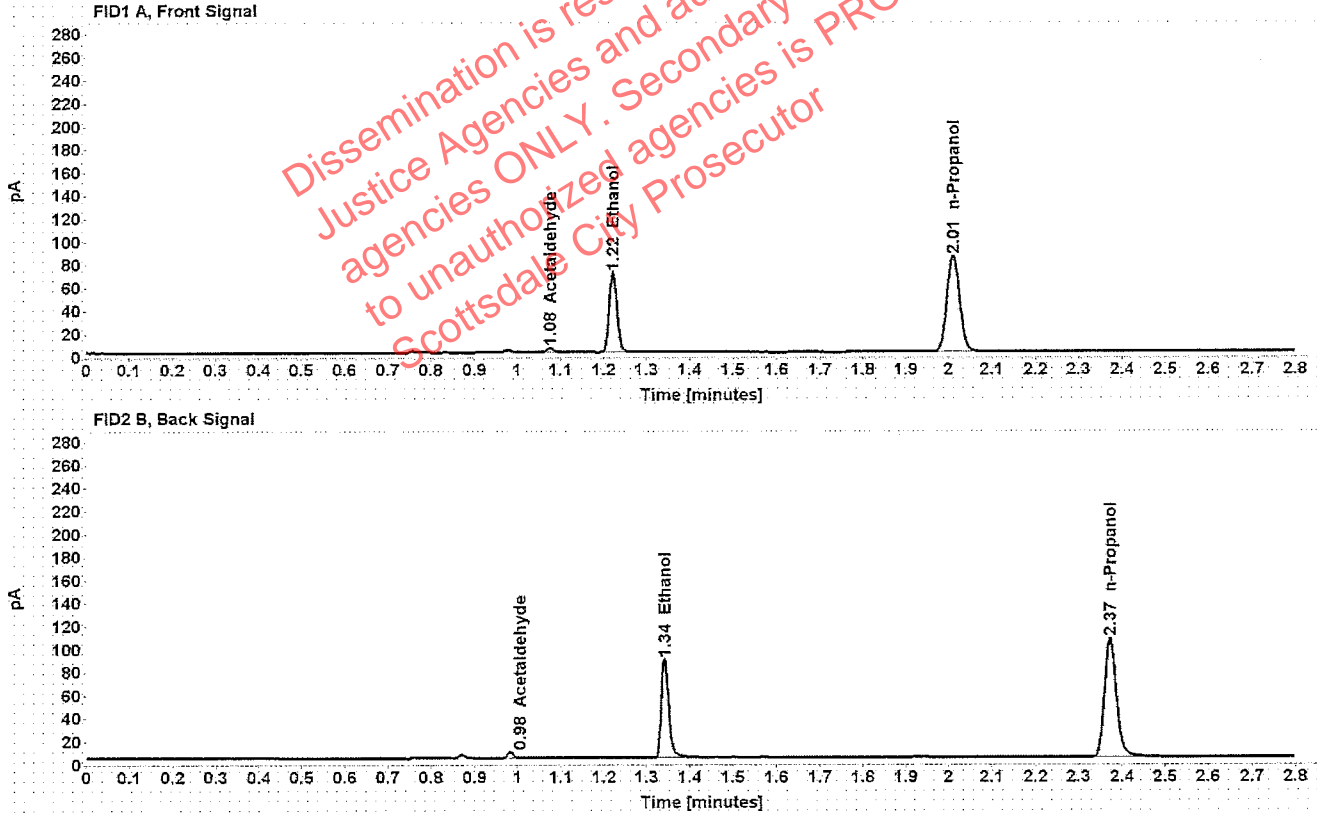


Table 1: FID 1 A (column DB-ALC1)

Compound	Amount (g/100mL)	Time (min)	Peak Area
Acetaldehyde	-----	1.076	3.979
>Ethanol	0.1371	1.222	88.160
n-Propanol	-----	2.011	170.101

Table 2: FID 2 B (column DB-ALC2)

Compound	Time (min)	Peak Area
Acetaldehyde	0.983	5.028
Ethanol	1.342	104.018
n-Propanol	2.372	200.189

Scottsdale Police Department Crime Lab Volatiles Analysis

Sample: [REDACTED]	Item number: 307-01A
Injection date: 7/10/2018 2:01:33 PM	Vial: 18
Method: ethanol quant.M	Sequence: 10JUL18
Instrument: US14173023 CN14160045	Analyst: Raines
Data file: C:\Chem32\1\Data\10JUL18\10JUL18\18.D	

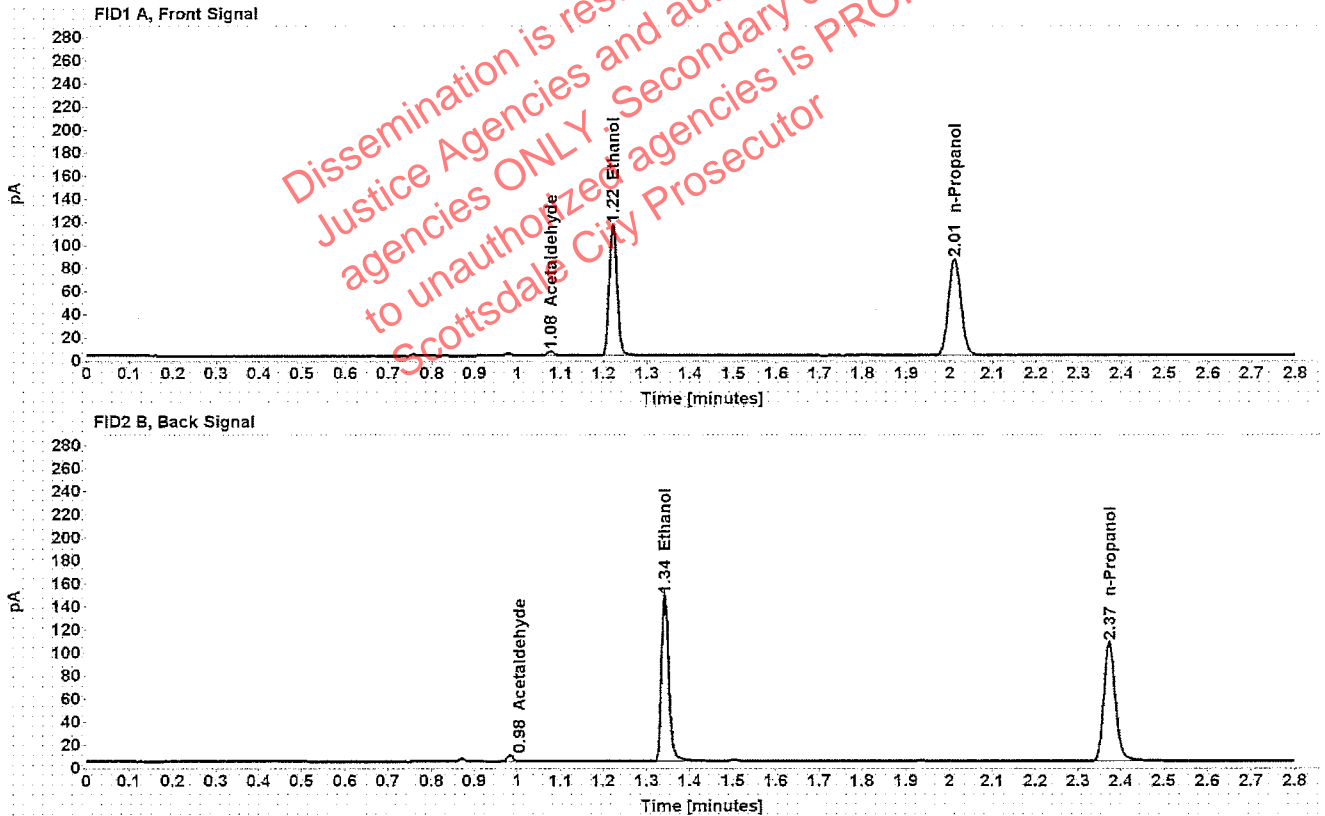


Table 1: FID 1 A (column DB-ALC1)

Compound	Amount (g/100mL)	Time (min)	Peak Area
Acetaldehyde	-----	1.076	4.080
>Ethanol	0.2248	1.222	145.621
n-Propanol	-----	2.011	170.356

Table 2: FID 2 B (column DB-ALC2)

Compound	Time (min)	Peak Area
Acetaldehyde	0.983	5.175
Ethanol	1.342	173.571
n-Propanol	2.373	200.094

Scottsdale Police Department Crime Lab Volatiles Analysis

Sample: [REDACTED]	Item number: 307-01A
Injection date: 7/10/2018 2:05:49 PM	Vial: 19
Method: ethanol quant.M	Sequence: 10JUL18
Instrument: US14173023 CN14160045	Analyst: Raines
Data file: C:\Chem32\1\Data\10JUL18\10JUL18\19.D	

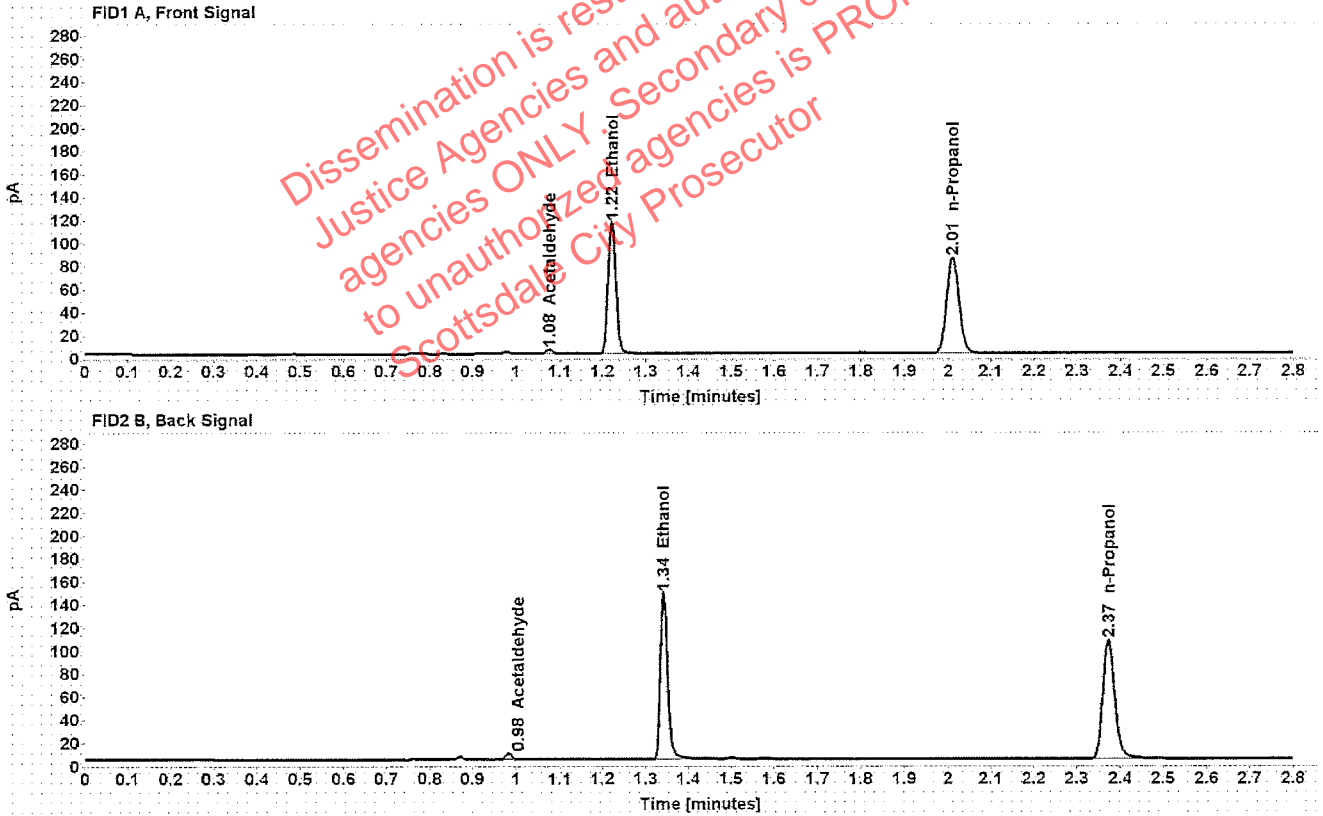


Table 1: FID 1 A (column DB-ALC1)

Compound	Amount (g/100mL)	Time (min)	Peak Area
Acetaldehyde	-----	1.076	4.102
>Ethanol	0.2261	1.222	146.274
n-Propanol	-----	2.011	170.072

Table 2: FID 2 B (column DB-ALC2)

Compound	Time (min)	Peak Area
Acetaldehyde	0.983	5.178
Ethanol	1.342	173.867
n-Propanol	2.373	200.053

Scottsdale Police Department Crime Lab Volatiles Analysis

Sample: [REDACTED]	Item number: 1220788
Injection date: 7/10/2018 2:13:49 PM	Vial: 21
Method: ethanol quant.M	Sequence: 10JUL18
Instrument: US14173023 CN14160045	Analyst: Raines
Data file: C:\Chem32\1\Data\10JUL18\10JUL18\21.D	

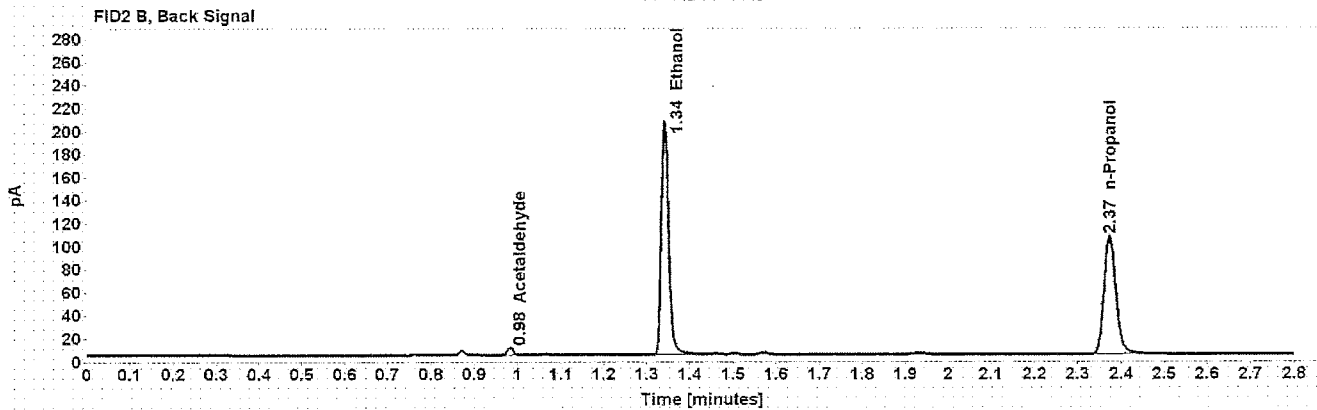
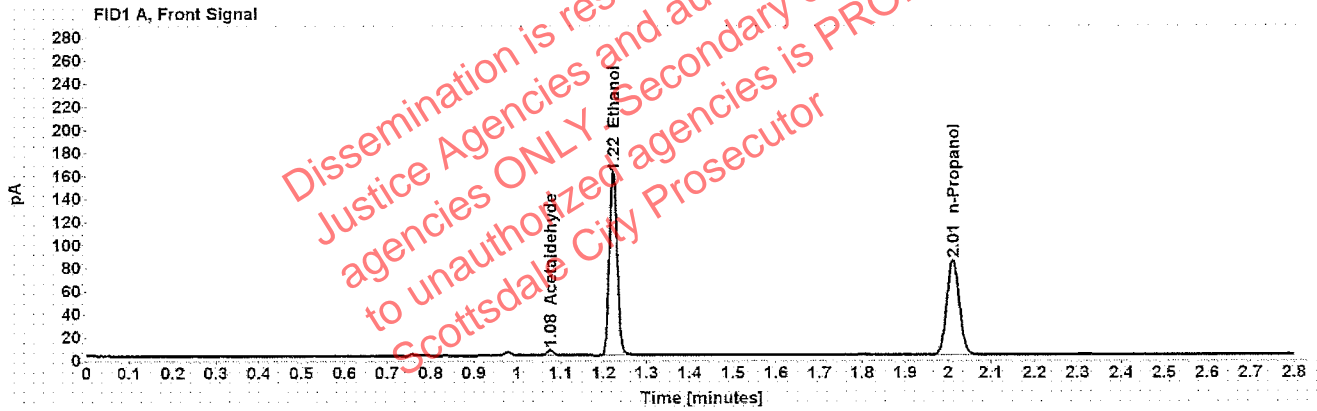


Table 1: FID 1 A (column DB-ALC1)

Compound	Amount (g/100mL)	Time (min)	Peak Area
Acetaldehyde	-----	1.076	4.877
>Ethanol	0.3142	1.222	203.210
n-Propanol	-----	2.011	169.628

Table 2: FID 2 B (column DB-ALC2)

Compound	Time (min)	Peak Area
Acetaldehyde	0.983	6.126
Ethanol	1.342	244.230
n-Propanol	2.373	196.026

Scottsdale Police Department Crime Lab Volatiles Analysis

Sample: [REDACTED]	Item number: 1220788
Injection date: 7/10/2018 2:17:49 PM	Vial: 22
Method: ethanol quant.M	Sequence: 10JUL18
Instrument: US14173023 CN14160045	Analyst: Raines
Data file: C:\Chem32\1\Data\10JUL18\10JUL18\22.D	

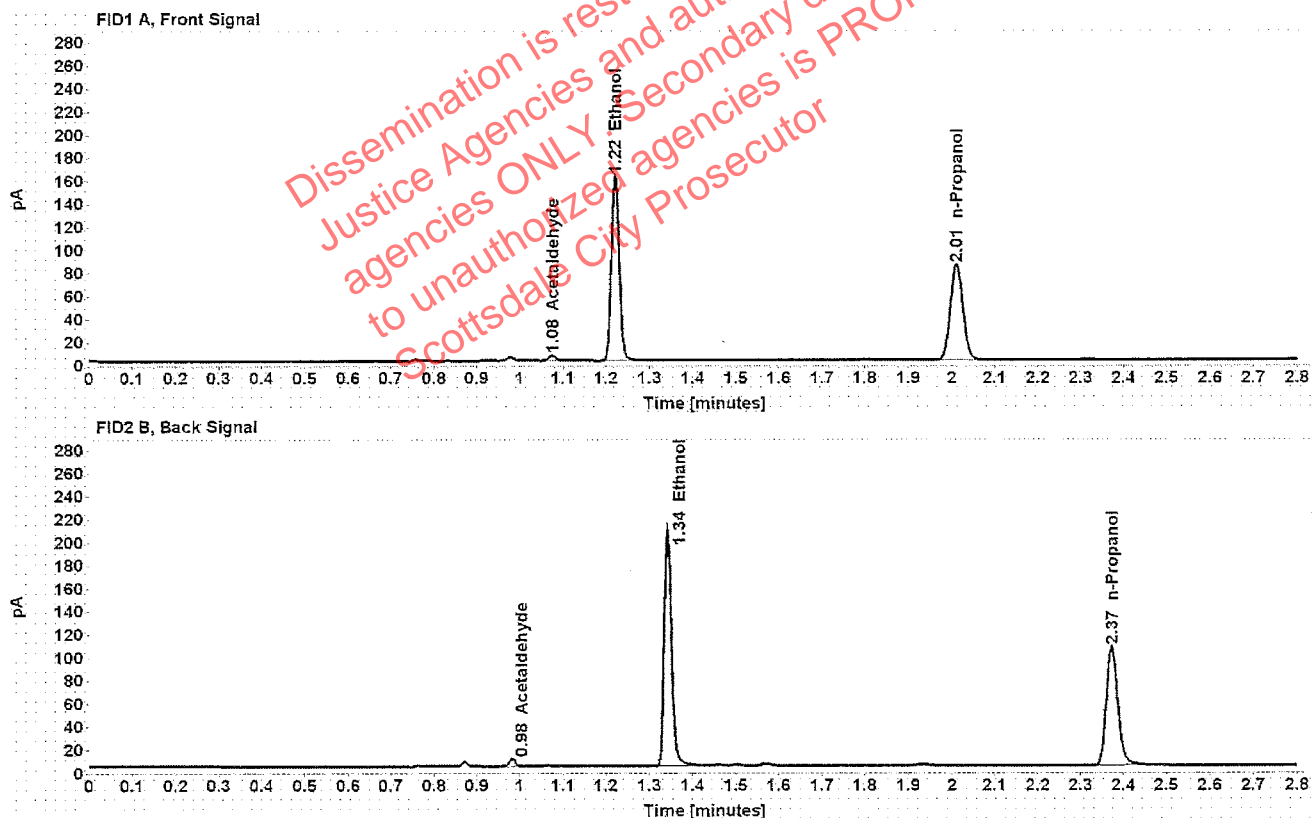


Table 1: FID 1 A (column DB-ALC1)

Compound	Amount (g/100mL)	Time (min)	Peak Area
Acetaldehyde	-----	1.076	4.879
>Ethanol	0.3155	1.222	205.177
n-Propanol	-----	2.011	170.562

Table 2: FID 2 B (column DB-ALC2)

Compound	Time (min)	Peak Area
Acetaldehyde	0.983	6.159
Ethanol	1.342	246.809
n-Propanol	2.373	197.558

Scottsdale Police Department Crime Lab Volatiles Analysis

Sample: [REDACTED]	Item number: 1221001
Injection date: 7/10/2018 2:21:49 PM	Vial: 23
Method: ethanol quant.M	Sequence: 10JUL18
Instrument: US14173023 CN14160045	Analyst: Raines
Data file: C:\Chem321\Data\10JUL18\10JUL18\23.D	

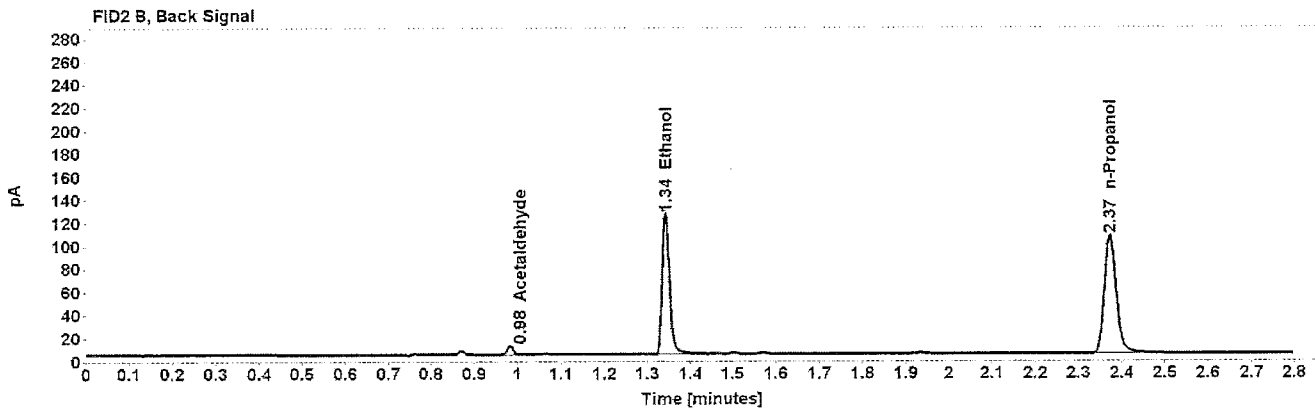
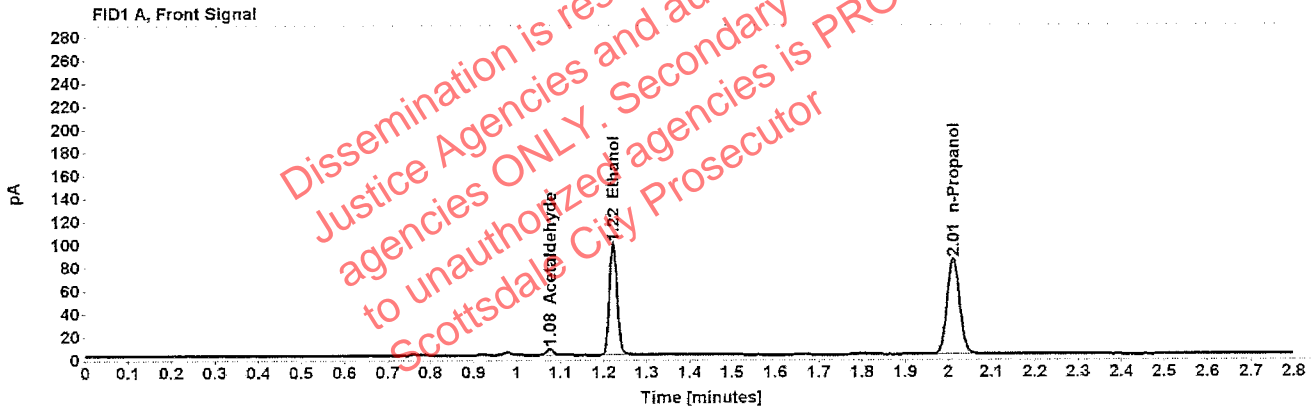


Table 1: FID 1 A (column DB-ALC1)

Compound	Amount (g/100mL)	Time (min)	Peak Area
Acetaldehyde	-----	1.076	5.779
>Ethanol	0.1936	1.222	123.701
n-Propanol	-----	2.011	168.237

Table 2: FID 2 B (column DB-ALC2)

Compound	Time (min)	Peak Area
Acetaldehyde	0.983	7.277
Ethanol	1.342	148.603
n-Propanol	2.373	198.507

Scottsdale Police Department Crime Lab Volatiles Analysis

Sample: [REDACTED]	Item number: 1221001
Injection date: 7/10/2018 2:25:48 PM	Vial: 24
Method: ethanol quant.M	Sequence: 10JUL18
Instrument: US14173023 CN14160045	Analyst: Raines
Data file: C:\Chem32\1\Data\10JUL18\10JUL18\24.D	

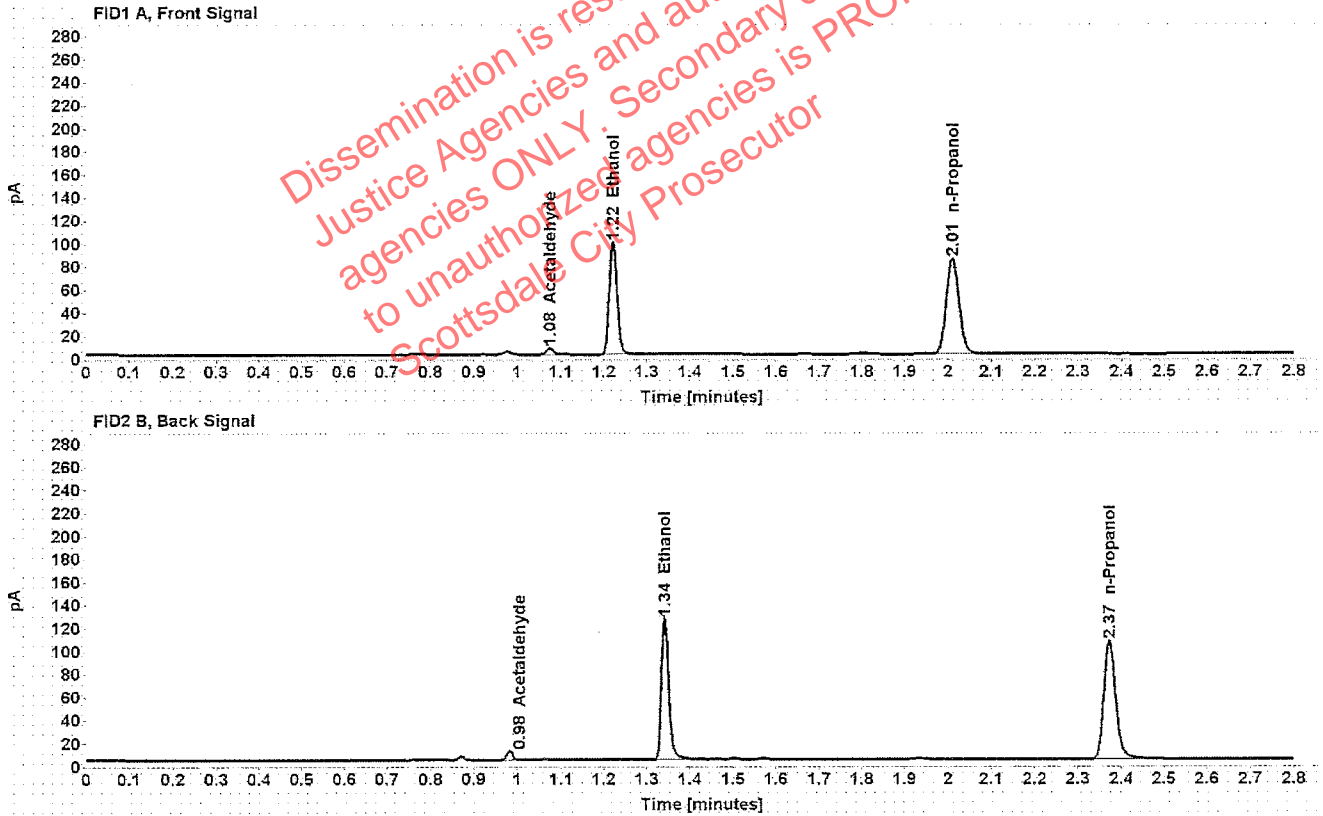


Table 1: FID 1 A (column DB-ALC1)

Compound	Amount (g/100mL)	Time (min)	Peak Area
Acetaldehyde	-----	1.076	5.851
>Ethanol	0.1945	1.222	124.504
n-Propanol	-----	2.011	168.553

Table 2: FID 2 B (column DB-ALC2)

Compound	Time (min)	Peak Area
Acetaldehyde	0.983	7.363
Ethanol	1.342	149.538
n-Propanol	2.372	199.051

Scottsdale Police Department Crime Lab Volatiles Analysis

Sample: [REDACTED]	Item number: 1222085
Injection date: 7/10/2018 2:30:03 PM	Vial: 25
Method: ethanol quant.M	Sequence: 10JUL18
Instrument: US14173023 CN14160045	Analyst: Raines
Data file: C:\Chem321\Data\10JUL18\10JUL18\25.D	

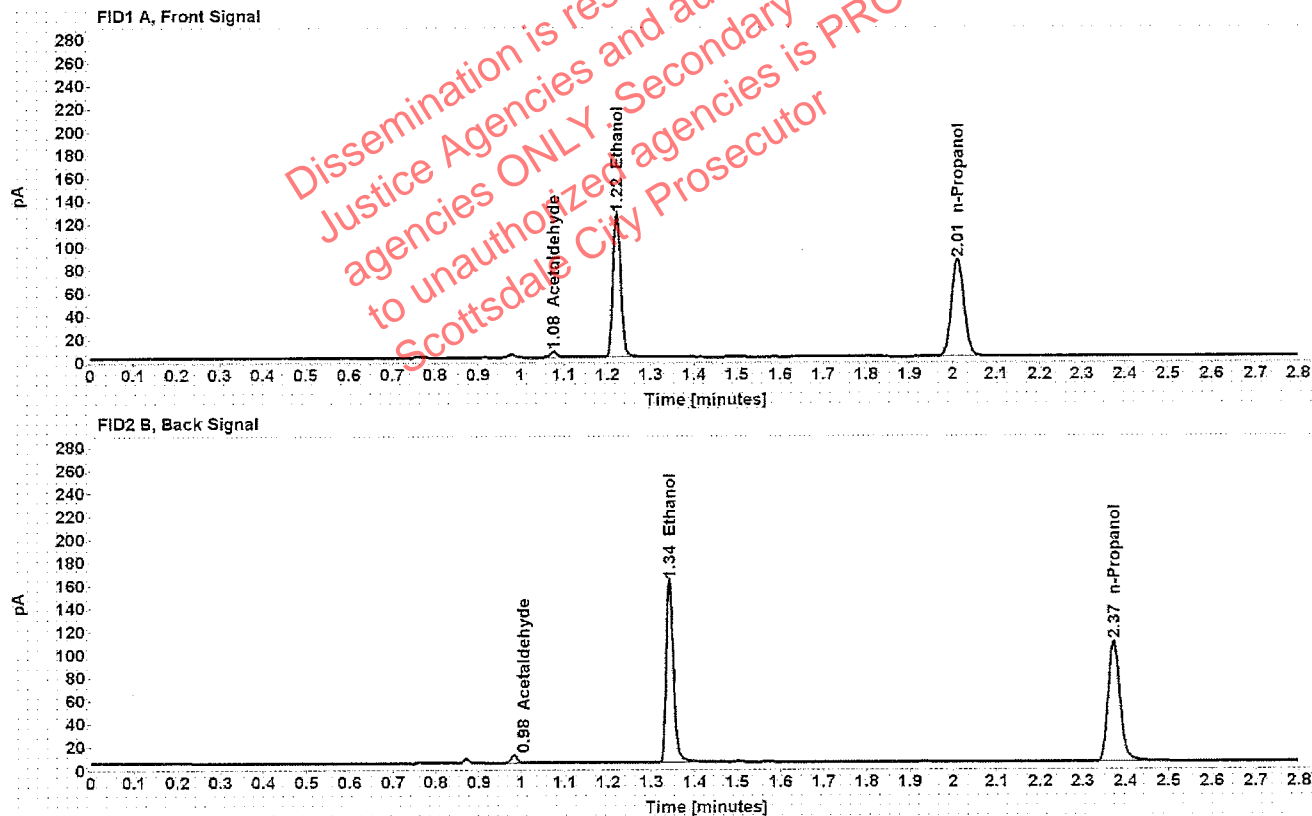


Table 1: FID 1 A (column DB-ALC1)

Compound	Amount (g/100mL)	Time (min)	Peak Area
Acetaldehyde	-----	1.076	5.046
>Ethanol	0.2441	1.222	159.632
n-Propanol	-----	2.011	171.811

Table 2: FID 2 B (column DB-ALC2)

Compound	Time (min)	Peak Area
Acetaldehyde	0.983	6.400
Ethanol	1.342	191.575
n-Propanol	2.373	203.015

Scottsdale Police Department Crime Lab Volatiles Analysis

Sample: [REDACTED]	Item number: 1222085
Injection date: 7/10/2018 2:34:04 PM	Vial: 26
Method: ethanol quant.M	Sequence: 10JUL18
Instrument: US14173023 CN14160045	Analyst: Raines
Data file: C:\Chem321\Data\10JUL18\10JUL18\26.D	

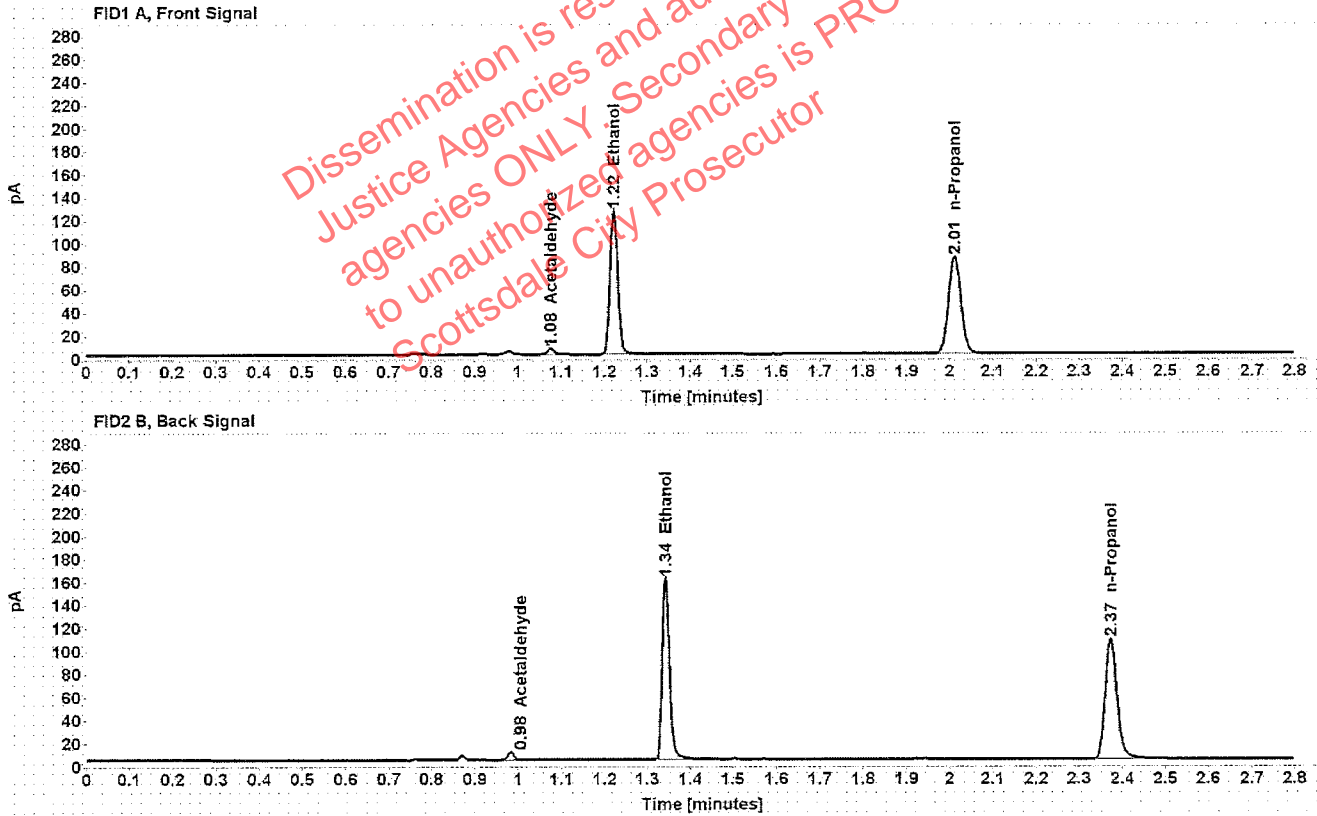


Table 1: FID 1 A (column DB-ALC1)

Compound	Amount (g/100mL)	Time (min)	Peak Area
Acetaldehyde	-----	1.076	5.079
>Ethanol	0.2438	1.222	158.987
n-Propanol	-----	2.011	171.328

Table 2: FID 2 B (column DB-ALC2)

Compound	Time (min)	Peak Area
Acetaldehyde	0.983	6.400
Ethanol	1.342	190.930
n-Propanol	2.373	202.342

Scottsdale Police Department Crime Lab Volatiles Analysis

Sample: [REDACTED]	Item number: 1222024
Injection date: 7/10/2018 2:38:04 PM	Vial: 27
Method: ethanol quant.M	Sequence: 10JUL18
Instrument: US14173023 CN14160045	Analyst: Raines
Data file: C:\Chem321\Data\10JUL18\10JUL18\27.D	

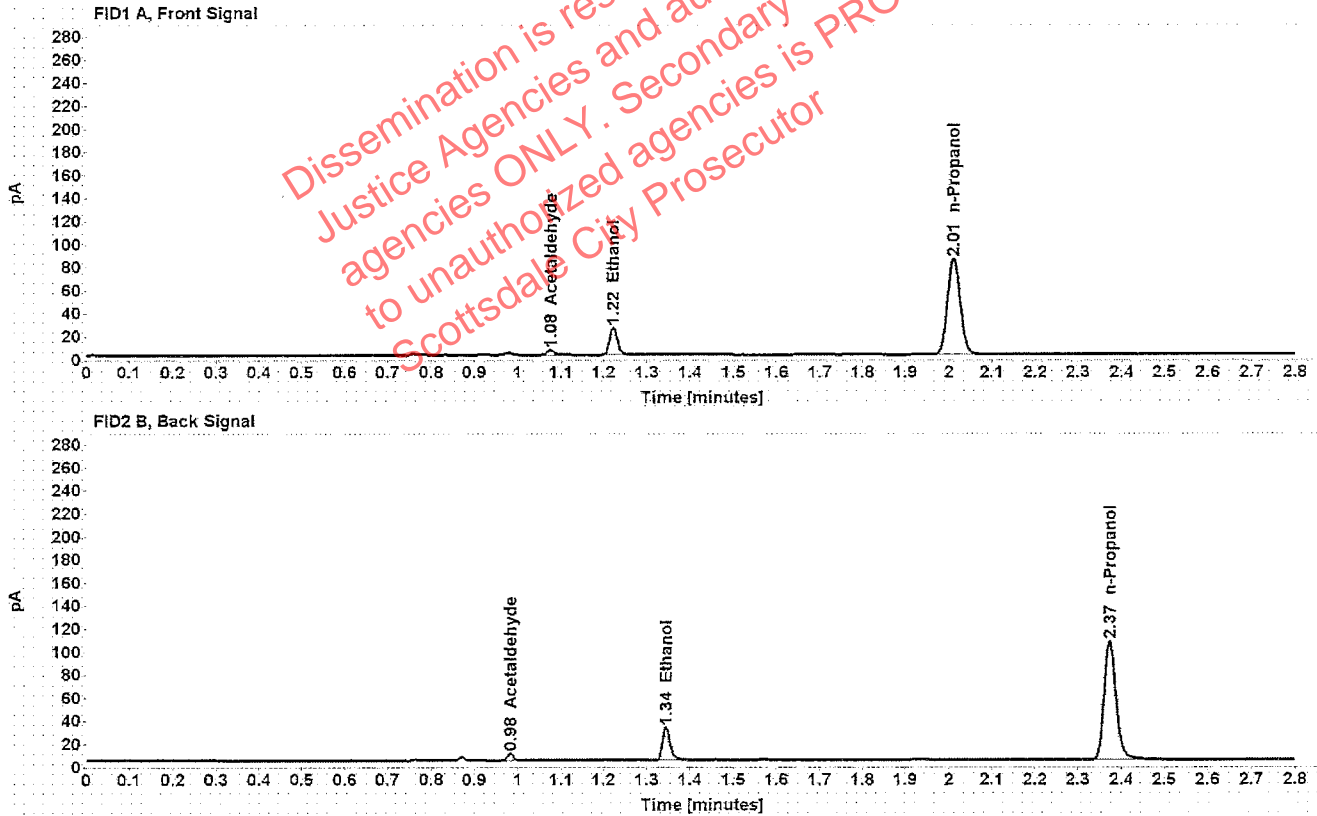


Table 1: FID 1 A (column DB-ALC1)

Compound	Amount (g/100mL)	Time (min)	Peak Area
Acetaldehyde	-----	1.076	4.600
>Ethanol	0.0482	1.223	30.063
n-Propanol	-----	2.011	169.658

Table 2: FID 2 B (column DB-ALC2)

Compound	Time (min)	Peak Area
Acetaldehyde	0.983	5.825
Ethanol	1.344	35.703
n-Propanol	2.373	200.032

Scottsdale Police Department Crime Lab Volatiles Analysis

Sample: [REDACTED]	Item number: 1222024
Injection date: 7/10/2018 2:42:03 PM	Vial: 28
Method: ethanol quant.M	Sequence: 10JUL18
Instrument: US14173023 CN14160045	Analyst: Raines
Data file: C:\Chem32\1\Data\10JUL18\10JUL18\28.D	

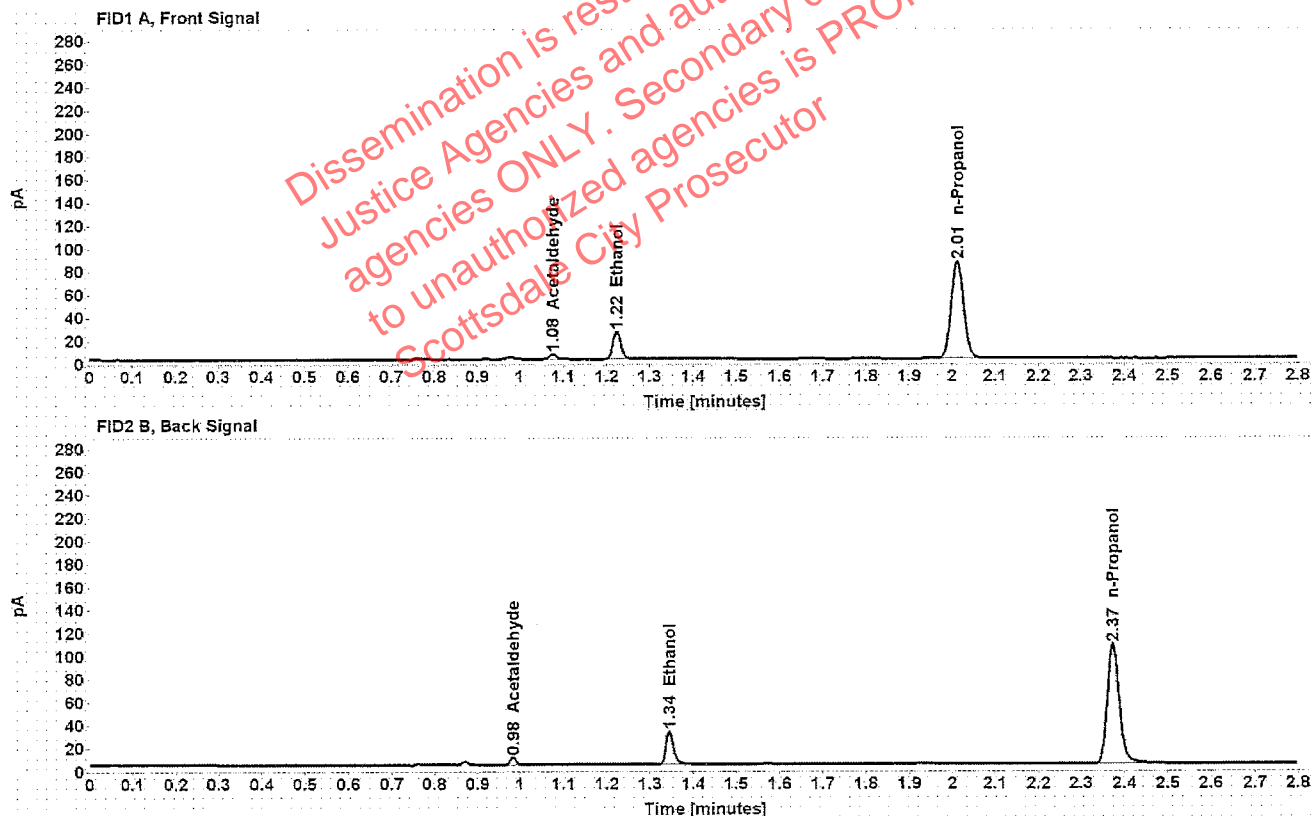


Table 1: FID 1 A (column DB-ALC1)

Compound	Amount (g/100mL)	Time (min)	Peak Area
Acetaldehyde	-----	1.076	4.602
>Ethanol	0.0485	1.223	30.472
n-Propanol	-----	2.012	170.751

Table 2: FID 2 B (column DB-ALC2)

Compound	Time (min)	Peak Area
Acetaldehyde	0.983	5.755
Ethanol	1.345	36.290
n-Propanol	2.374	201.276

Scottsdale Police Department Crime Lab Volatiles Analysis

Sample: [REDACTED]	Item number: 1222008
Injection date: 7/10/2018 2:46:03 PM	Vial: 29
Method: ethanol quant.M	Sequence: 10JUL18
Instrument: US14173023 CN14160045	Analyst: Raines
Data file: C:\Chem321\Data\10JUL18\10JUL18\29.D	

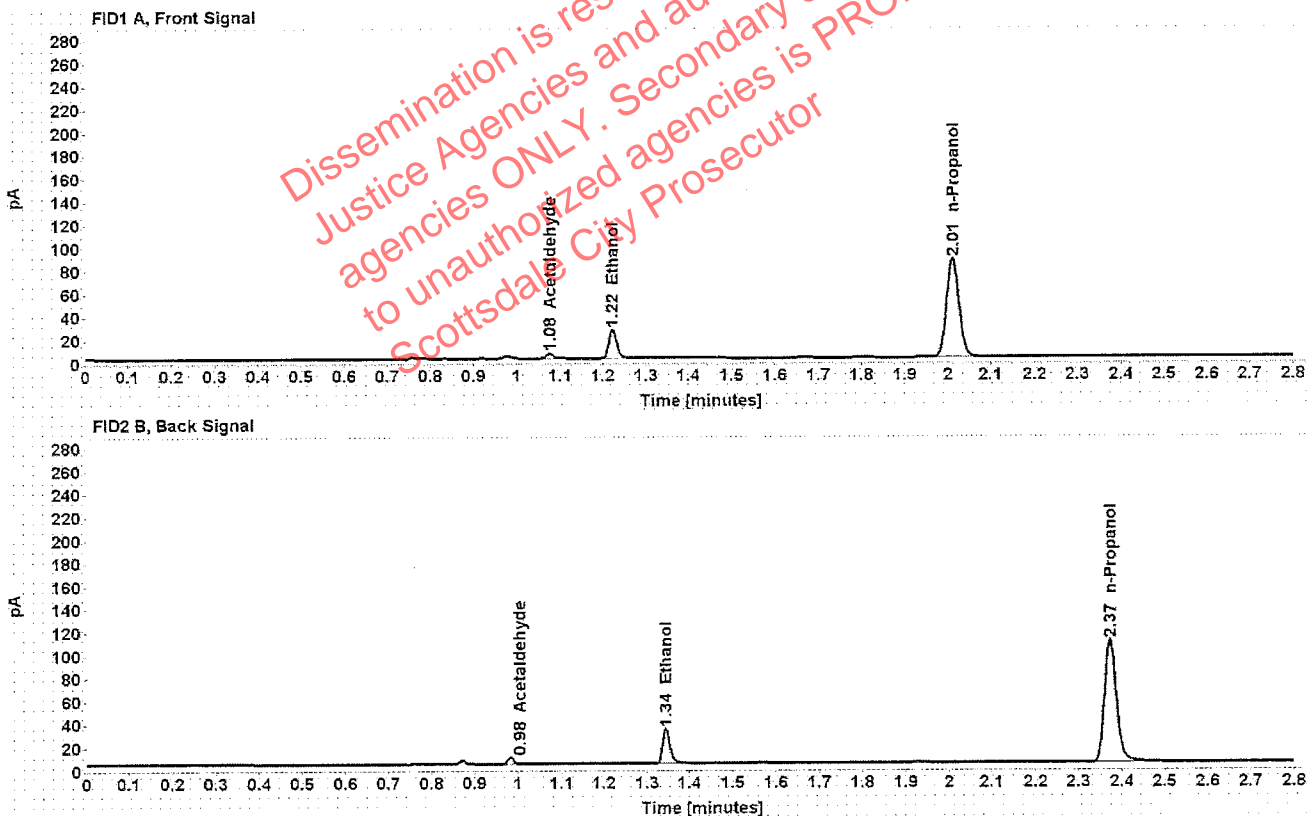


Table 1: FID 1 A (column DB-ALC1)

Compound	Amount (g/100mL)	Time (min)	Peak Area
Acetaldehyde	-----	1.076	4.281
>Ethanol	0.0497	1.223	31.890
n-Propanol	-----	2.011	174.125

Table 2: FID 2 B (column DB-ALC2)

Compound	Time (min)	Peak Area
Acetaldehyde	0.983	5.391
Ethanol	1.344	37.981
n-Propanol	2.373	205.192

Scottsdale Police Department Crime Lab Volatiles Analysis

Sample: [REDACTED]	Item number: 1222008
Injection date: 7/10/2018 2:50:04 PM	Vial: 30
Method: ethanol quant.M	Sequence: 10JUL18
Instrument: US14173023 CN14160045	Analyst: Raines
Data file: C:\Chem321\Data\10JUL18\10JUL18\30.D	

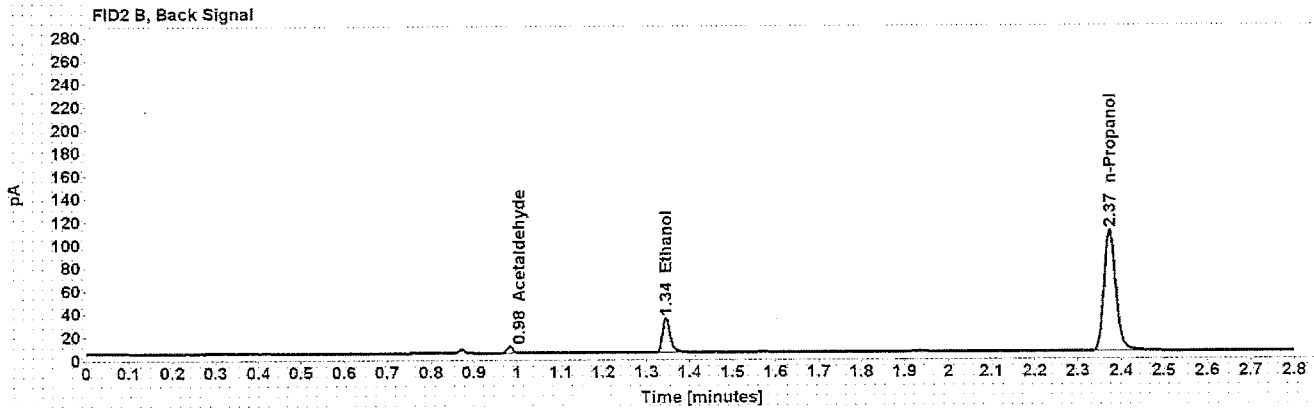
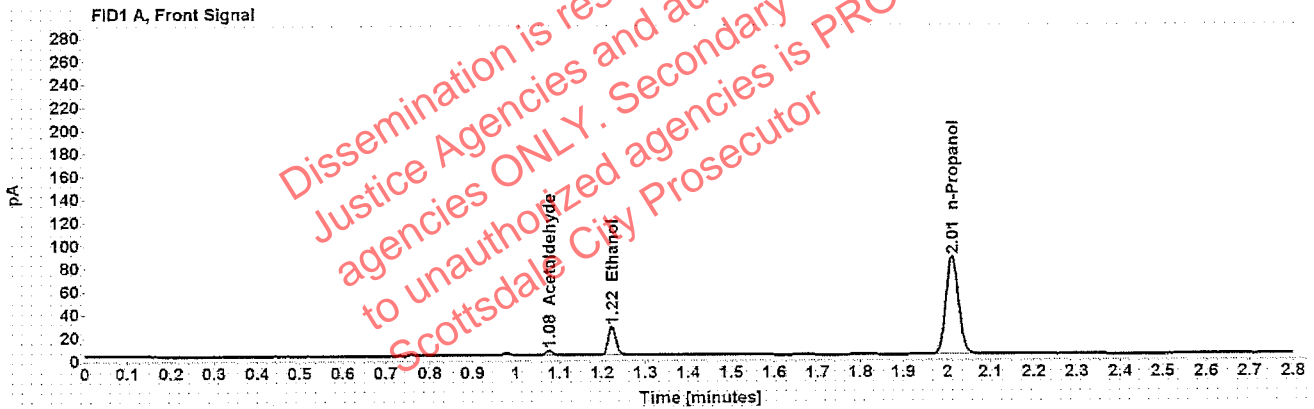


Table 1: FID 1 A (column DB-ALC1)

Compound	Amount (g/100mL)	Time (min)	Peak Area
Acetaldehyde	-----	1.076	4.295
>Ethanol	0.0497	1.223	31.711
n-Propanol	-----	2.011	173.125

Table 2: FID 2 B (column DB-ALC2)

Compound	Time (min)	Peak Area
Acetaldehyde	0.983	5.397
Ethanol	1.345	37.757
n-Propanol	2.373	204.091

Scottsdale Police Department Crime Lab Volatiles Analysis

Sample: [REDACTED]	Item number: 1221825
Injection date: 7/10/2018 2:58:18 PM	Vial: 32
Method: ethanol quant.M	Sequence: 10JUL18
Instrument: US14173023 CN14160045	Analyst: Raines
Data file: C:\Chem32\1\Data\10JUL18\10JUL18\32.D	

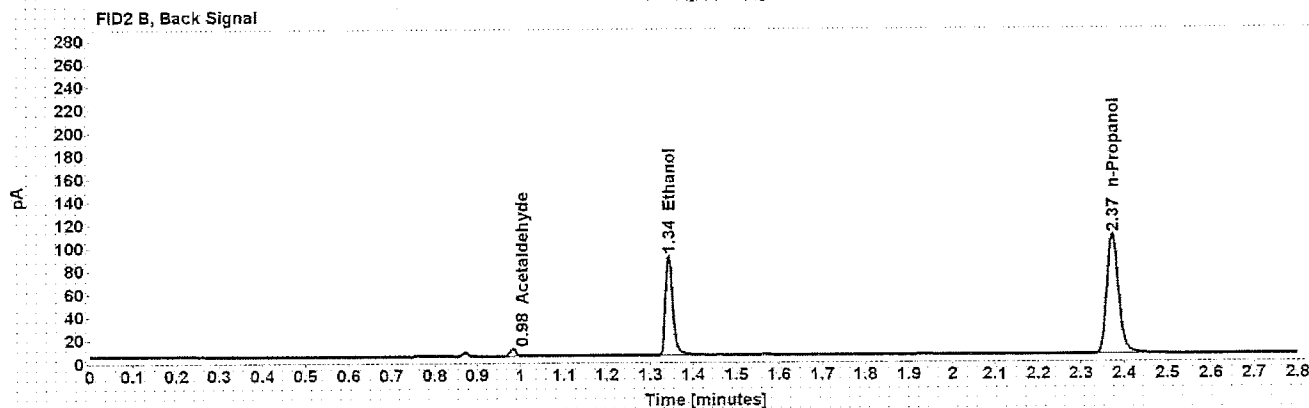
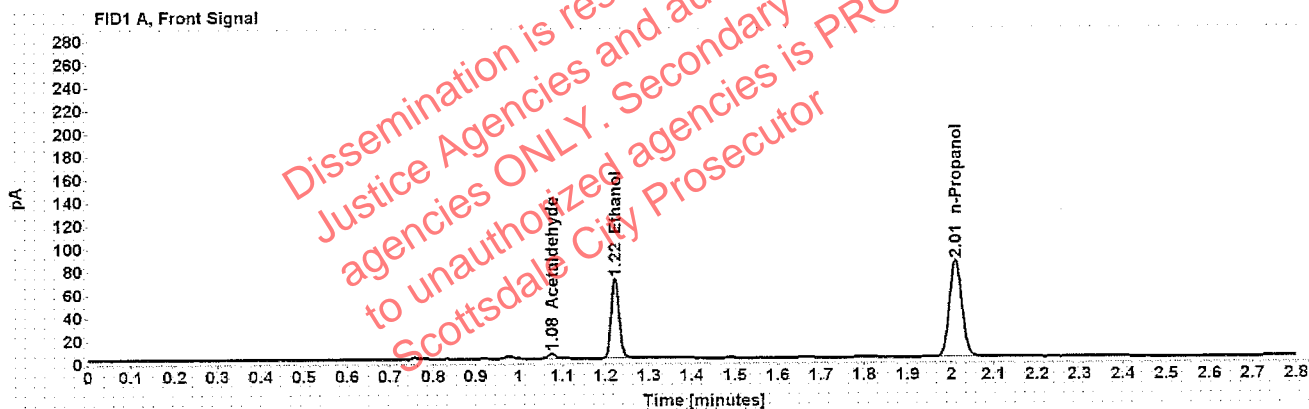


Table 1: FID 1 A (column DB-ALC1)

Compound	Amount (g/100mL)	Time (min)	Peak Area
Acetaldehyde	-----	1.076	4.656
>Ethanol	0.1377	1.222	88.816
n-Propanol	-----	2.011	170.506

Table 2: FID 2 B (column DB-ALC2)

Compound	Time (min)	Peak Area
Acetaldehyde	0.983	5.859
Ethanol	1.343	104.907
n-Propanol	2.373	201.364

Scottsdale Police Department Crime Lab Volatiles Analysis

Sample: [REDACTED]	Item number: 1221825
Injection date: 7/10/2018 3:02:18 PM	Vial: 33
Method: ethanol quant.M	Sequence: 10JUL18
Instrument: US14173023 CN14160045	Analyst: Raines
Data file: C:\Chem321\Data\10JUL18\10JUL18\33.D	

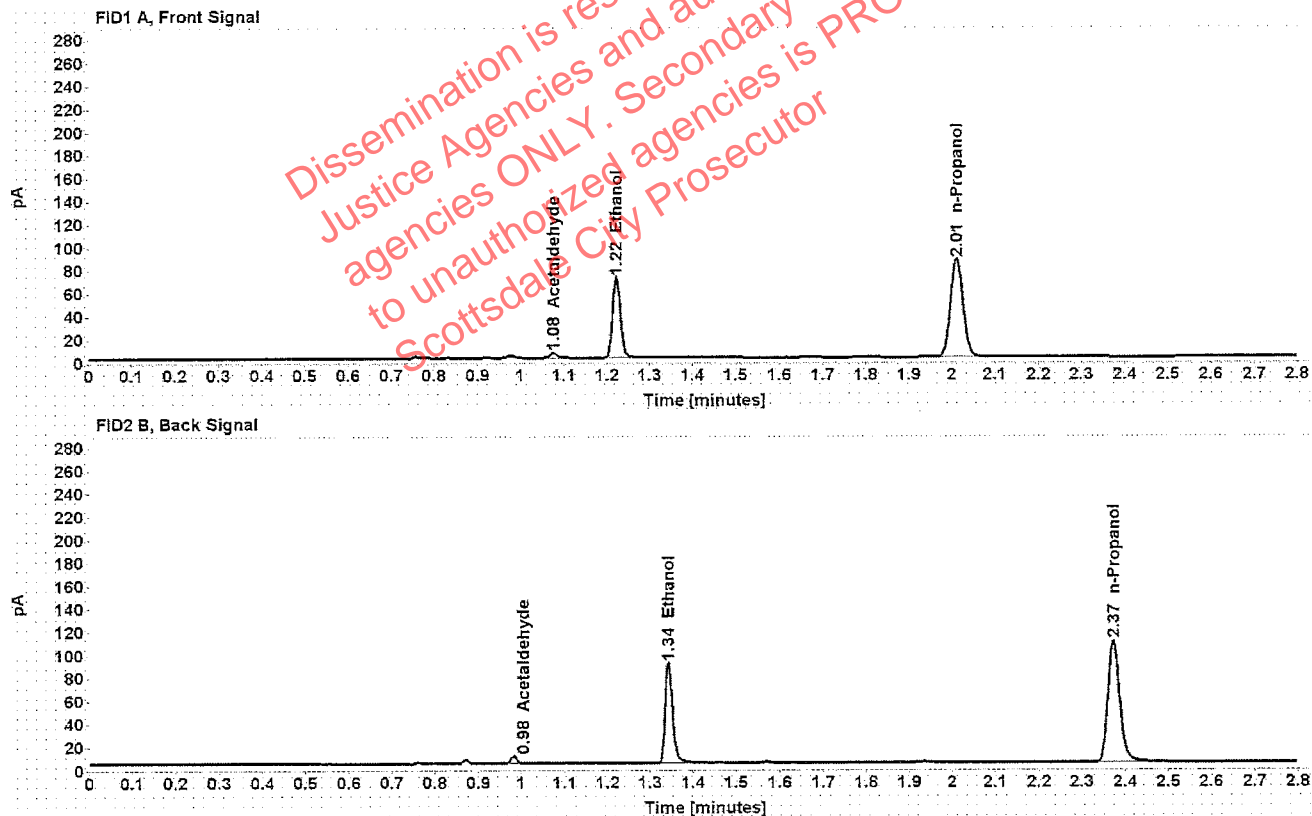


Table 1: FID 1 A (column DB-ALC1)

Compound	Amount (g/100mL)	Time (min)	Peak Area
Acetaldehyde	-----	1.076	4.725
>Ethanol	0.1370	1.222	89.742
n-Propanol	-----	2.011	173.226

Table 2: FID 2 B (column DB-ALC2)

Compound	Time (min)	Peak Area
Acetaldehyde	0.983	5.978
Ethanol	1.343	106.029
n-Propanol	2.373	204.813

Scottsdale Police Department Crime Lab Volatiles Analysis

Sample: [REDACTED]	Item number: 1218383
Injection date: 7/10/2018 3:06:19 PM	Vial: 34
Method: ethanol quant.M	Sequence: 10JUL18
Instrument: US14173023 CN14160045	Analyst: Raines
Data file: C:\Chem32\1\Data\10JUL18\10JUL18\34.D	

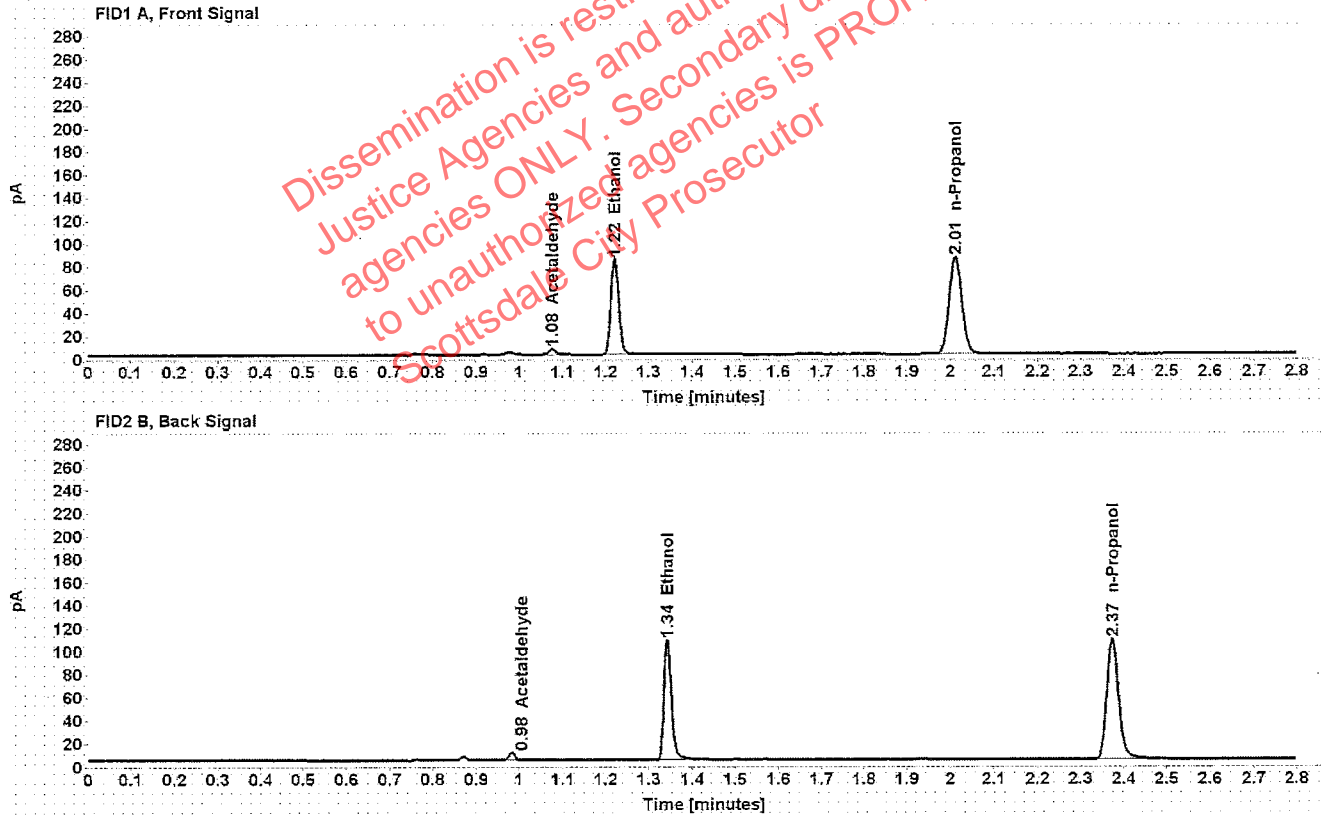


Table 1: FID 1 A (column DB-ALC1)

Compound	Amount (g/100mL)	Time (min)	Peak Area
Acetaldehyde	-----	1.076	4.963
>Ethanol	0.1639	1.222	106.560
n-Propanol	-----	2.011	171.529

Table 2: FID 2 B (column DB-ALC2)

Compound	Time (min)	Peak Area
Acetaldehyde	0.983	6.263
Ethanol	1.342	126.440
n-Propanol	2.373	202.274

Scottsdale Police Department Crime Lab Volatiles Analysis

Sample: ██████████	Item number: 1218383
Injection date: 7/10/2018 3:10:19 PM	Vial: 35
Method: ethanol quant.M	Sequence: 10JUL18
Instrument: US14173023 CN14160045	Analyst: Raines
Data file: C:\Chem32\1\Data\10JUL18\10JUL18\35.D	

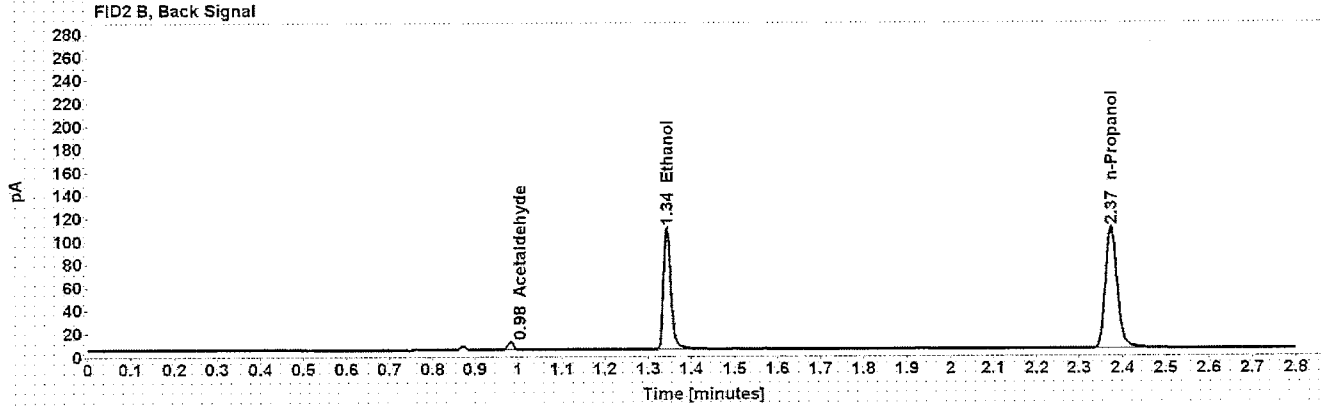
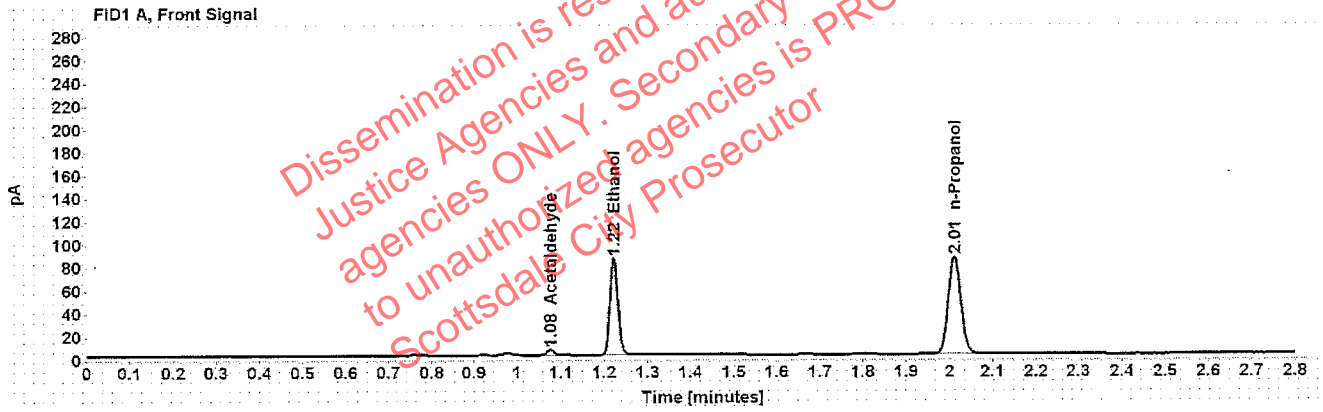


Table 1: FID 1 A (column DB-ALC1)

Compound	Amount (g/100mL)	Time (min)	Peak Area
Acetaldehyde	-----	1.076	5.054
>Ethanol	0.1644	1.222	107.843
n-Propanol	-----	2.011	173.017

Table 2: FID 2 B (column DB-ALC2)

Compound	Time (min)	Peak Area
Acetaldehyde	0.983	6.360
Ethanol	1.343	127.626
n-Propanol	2.373	204.049

Scottsdale Police Department Crime Lab Volatiles Analysis

Sample: [REDACTED]	Item number: 1217365
Injection date: 7/10/2018 3:14:18 PM	Vial: 36
Method: ethanol quant.M	Sequence: 10JUL18
Instrument: US14173023 CN14160045	Analyst: Raines
Data file: C:\Chem32\1\Data\10JUL18\10JUL18\36.D	

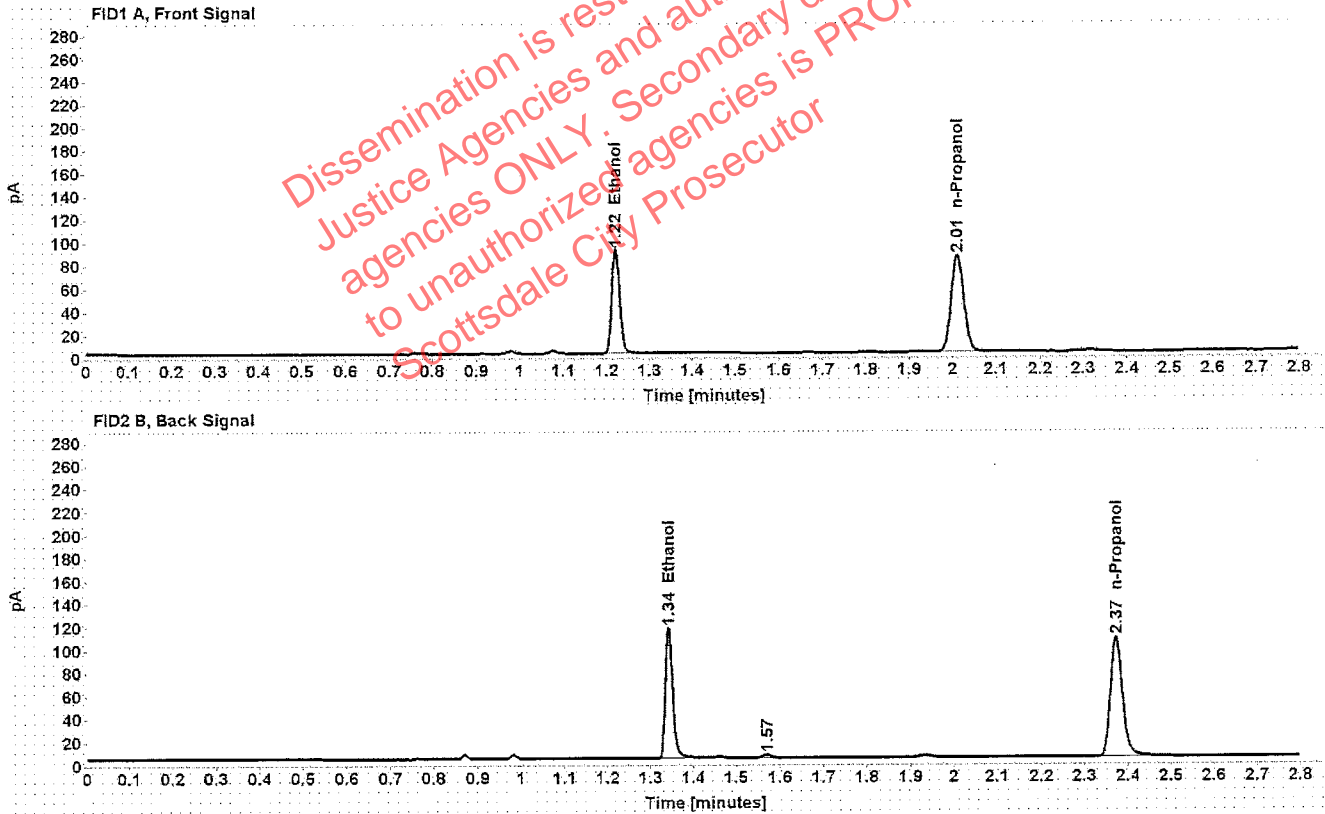


Table 1: FID 1 A (column DB-ALC1)

Compound	Amount (g/100mL)	Time (min)	Peak Area
>Ethanol	0.1772	1.222	115.501
n-Propanol	-----	2.011	171.824

Table 2: FID 2 B (column DB-ALC2)

Compound	Time (min)	Peak Area
Ethanol	1.342	139.145
n-Propanol	2.373	201.534

Scottsdale Police Department Crime Lab Volatiles Analysis

Sample: [REDACTED]	Item number: 1217365
Injection date: 7/10/2018 3:18:33 PM	Vial: 37
Method: ethanol quant.M	Sequence: 10JUL18
Instrument: US14173023 CN14160045	Analyst: Raines
Data file: C:\Chem321\Data\10JUL18\10JUL18\37.D	

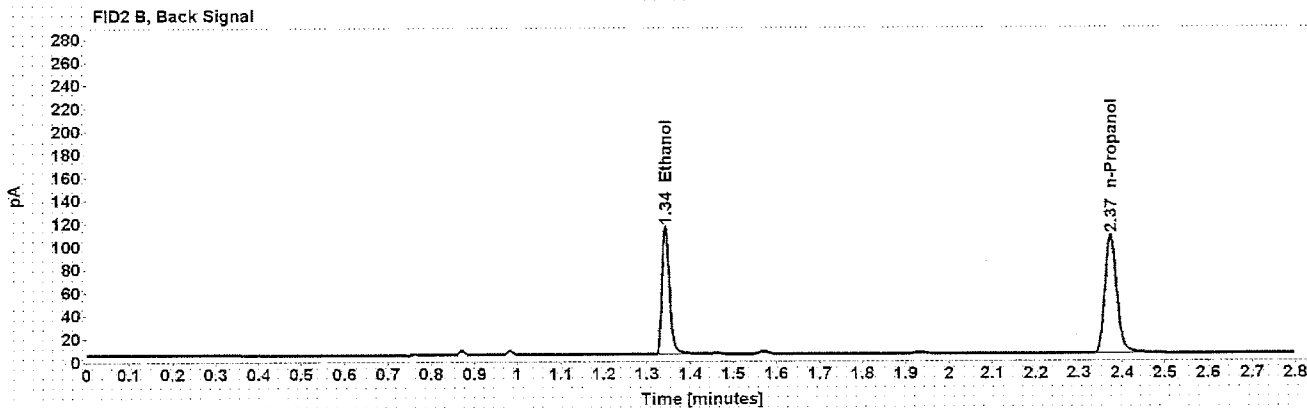
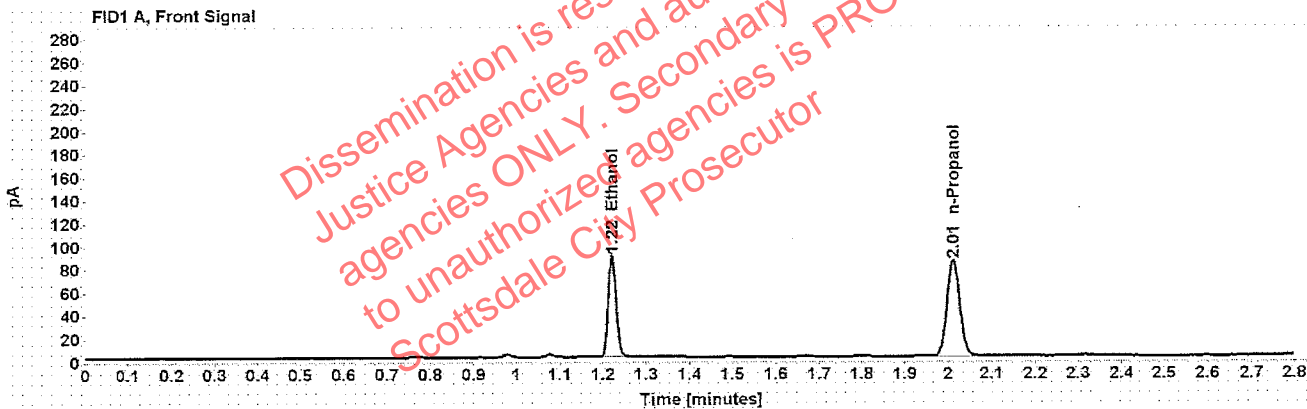


Table 1: FID 1 A (column DB-ALC1)

Compound	Amount (g/100mL)	Time (min)	Peak Area
>Ethanol	0.1745	1.222	112.769
n-Propanol	-----	2.011	170.379

Table 2: FID 2 B (column DB-ALC2)

Compound	Time (min)	Peak Area
Ethanol	1.342	135.573
n-Propanol	2.373	199.913

Scottsdale Police Department Crime Lab Volatiles Analysis

Sample: [REDACTED]	Item number: 1218419
Injection date: 7/10/2018 3:26:34 PM	Vial: 39
Method: ethanol quant.M	Sequence: 10JUL18
Instrument: US14173023 CN14160045	Analyst: Raines
Data file: C:\Chem321\Data\10JUL18\10JUL18\39.D	

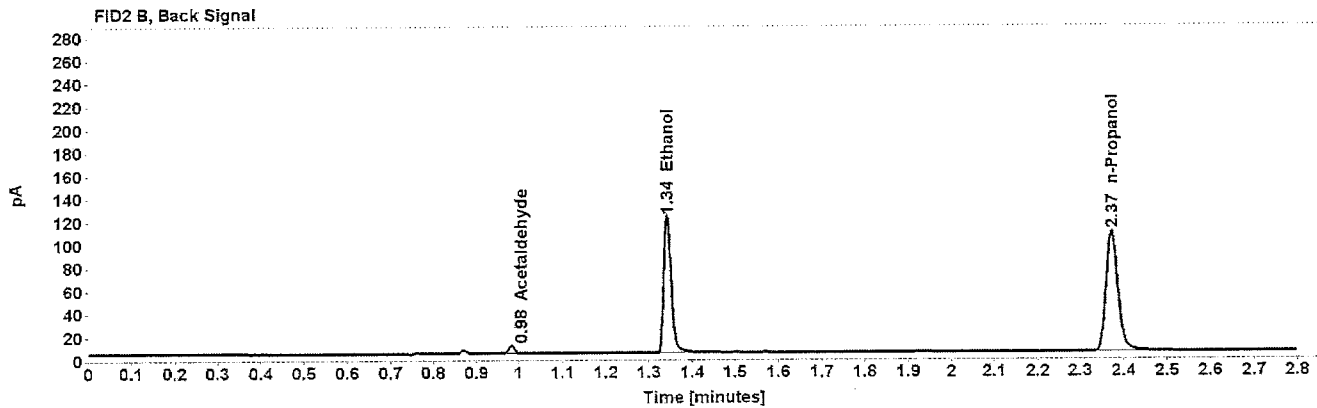
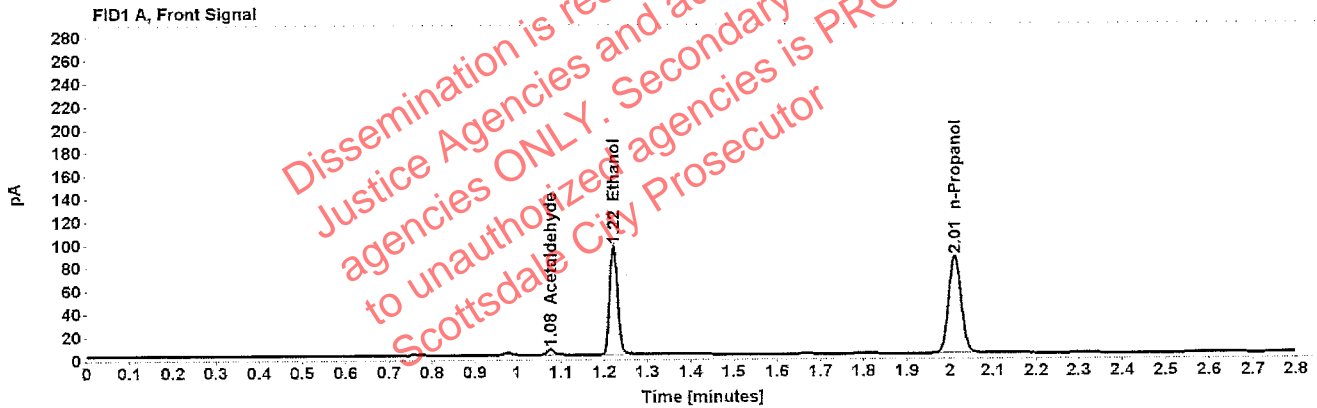


Table 1: FID 1 A (column DB-ALC1)

Compound	Amount (g/100mL)	Time (min)	Peak Area
Acetaldehyde	-----	1.076	4.997
>Ethanol	0.1849	1.222	120.564
n-Propanol	-----	2.011	171.752

Table 2: FID 2 B (column DB-ALC2)

Compound	Time (min)	Peak Area
Acetaldehyde	0.983	6.294
Ethanol	1.342	143.427
n-Propanol	2.373	202.469

Scottsdale Police Department Crime Lab Volatiles Analysis

Sample: [REDACTED]	Item number: 1218419
Injection date: 7/10/2018 3:22:33 PM	Vial: 38
Method: ethanol quant.M	Sequence: 10JUL18
Instrument: US14173023 CN14160045	Analyst: Raines
Data file: C:\Chem321\Data\10JUL18\10JUL18\38.D	

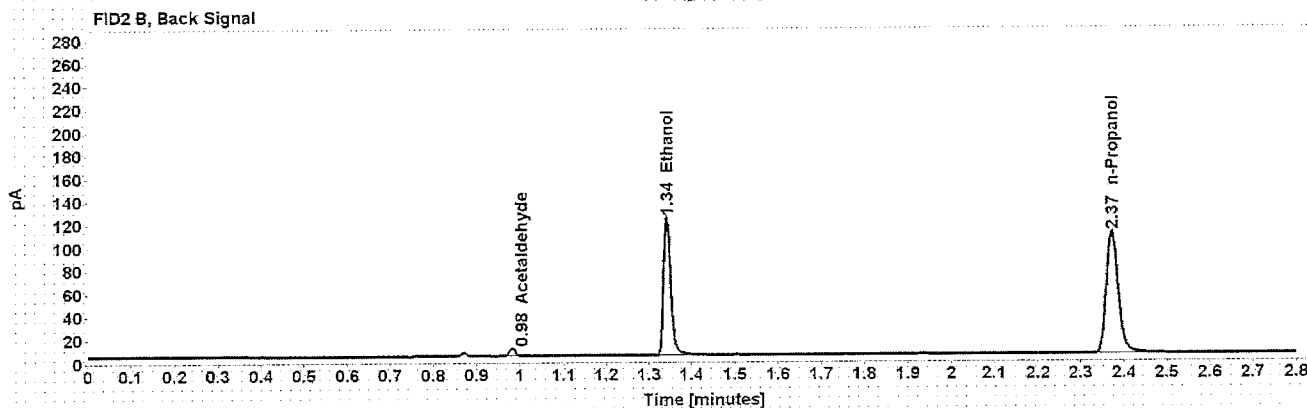
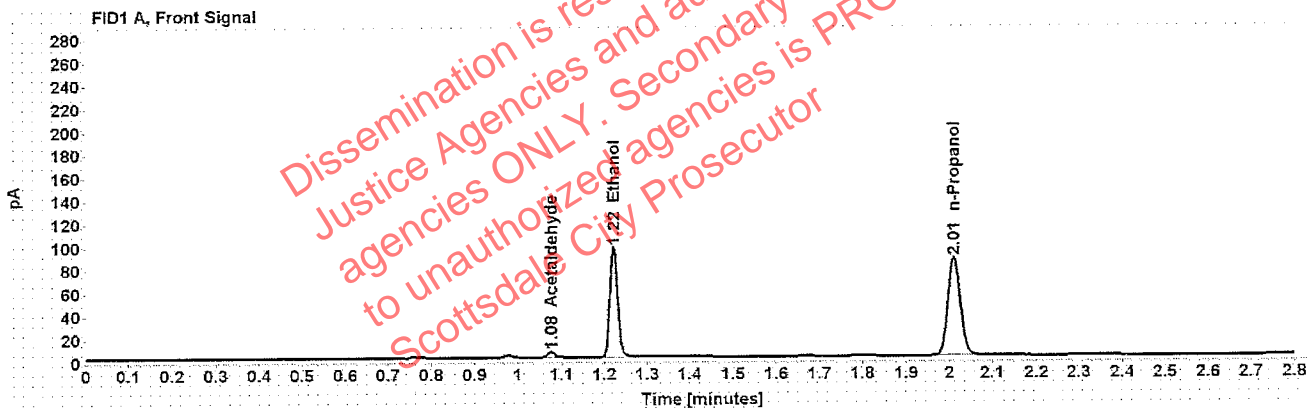


Table 1: FID 1 A (column DB-ALC1)

Compound	Amount (g/100mL)	Time (min)	Peak Area
Acetaldehyde	-----	1.076	4.986
>Ethanol	0.1852	1.222	121.824
n-Propanol	-----	2.011	173.262

Table 2: FID 2 B (column DB-ALC2)

Compound	Time (min)	Peak Area
Acetaldehyde	0.983	6.270
Ethanol	1.342	144.749
n-Propanol	2.373	204.566

Scottsdale Police Department Crime Lab Volatiles Analysis

Sample: [REDACTED]	Item number: 1222978
Injection date: 7/10/2018 3:30:33 PM	Vial: 40
Method: ethanol quant.M	Sequence: 10JUL18
Instrument: US14173023 CN14160045	Analyst: Raines
Data file: C:\Chem321\Data\10JUL18\10JUL18\40.D	

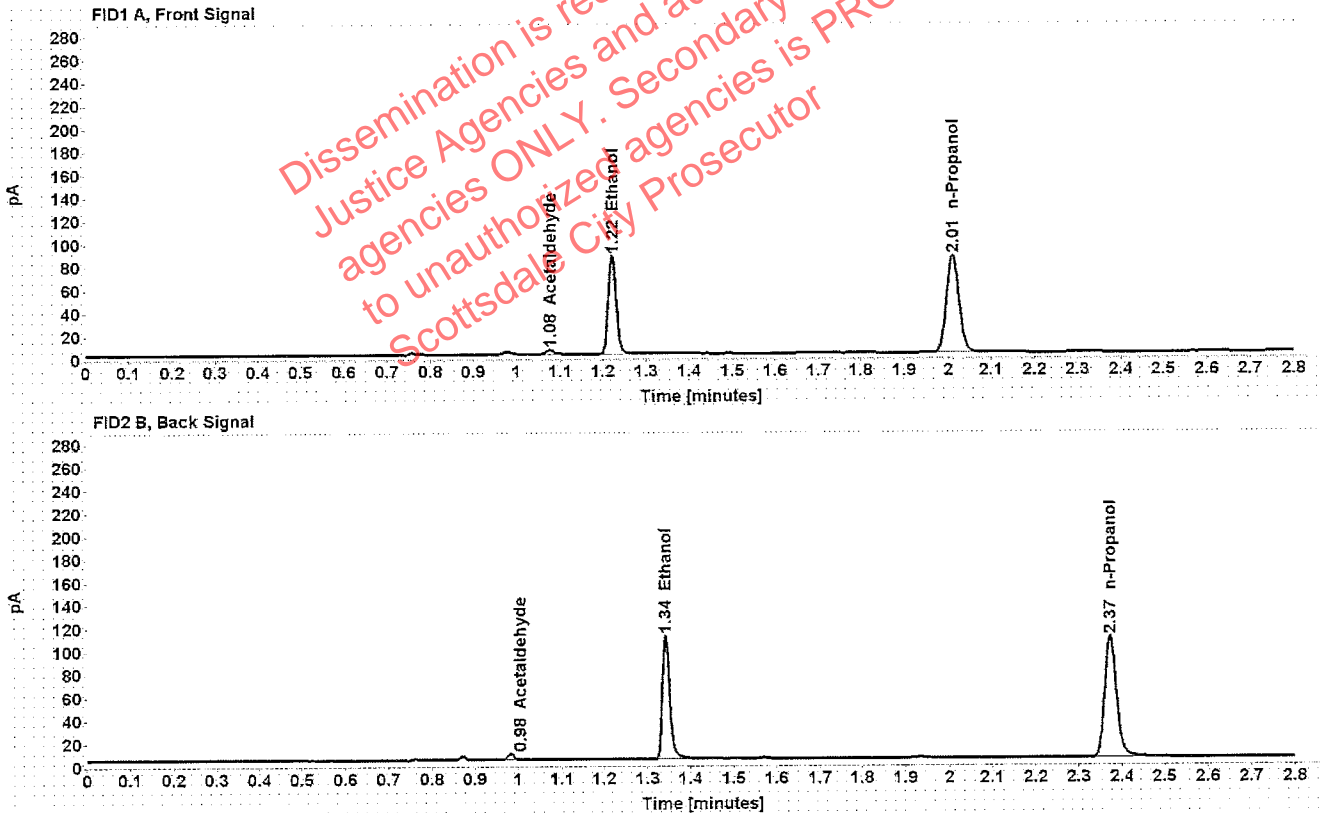


Table 1: FID 1 A (column DB-ALC1)

Compound	Amount (g/100mL)	Time (min)	Peak Area
Acetaldehyde	-----	1.076	3.961
>Ethanol	0.1674	1.222	109.146
n-Propanol	-----	2.011	171.955

Table 2: FID 2 B (column DB-ALC2)

Compound	Time (min)	Peak Area
Acetaldehyde	0.983	5.027
Ethanol	1.342	131.343
n-Propanol	2.373	203.735

Scottsdale Police Department Crime Lab Volatiles Analysis

Sample: [REDACTED]	Item number: 1222978
Injection date: 7/10/2018 3:34:36 PM	Vial: 41
Method: ethanol quant.M	Sequence: 10JUL18
Instrument: US14173023 CN14160045	Analyst: Raines
Data file: C:\Chem32\1\Data\10JUL18\10JUL18\41.D	

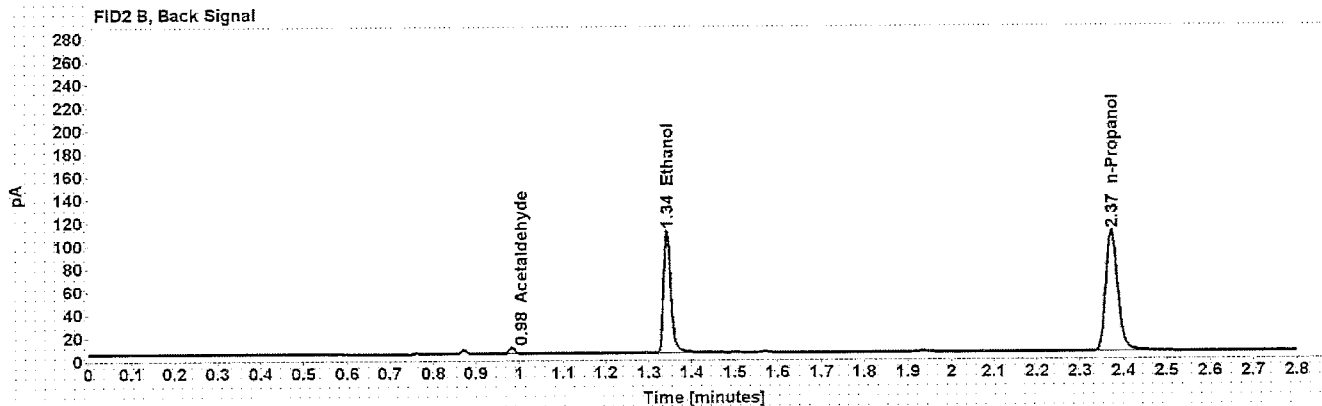
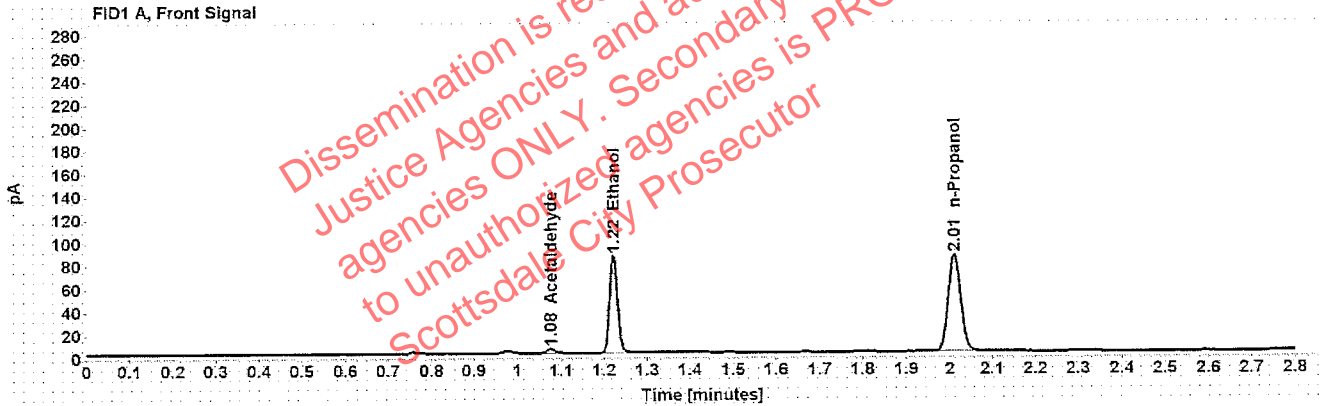


Table 1: FID 1 A (column DB-ALC1)

Compound	Amount (g/100mL)	Time (min)	Peak Area
Acetaldehyde	-----	1.076	4.026
>Ethanol	0.1669	1.222	108.308
n-Propanol	-----	2.011	171.170

Table 2: FID 2 B (column DB-ALC2)

Compound	Time (min)	Peak Area
Acetaldehyde	0.983	5.095
Ethanol	1.342	130.166
n-Propanol	2.373	202.600

Scottsdale Police Department Crime Lab Volatiles Analysis

Sample: [REDACTED]	Item number: 1202005
Injection date: 7/10/2018 3:42:48 PM	Vial: 43
Method: ethanol quant.M	Sequence: 10JUL18
Instrument: US14173023 CN14160045	Analyst: Raines
Data file: C:\Chem321\Data\10JUL18\10JUL18\43.D	

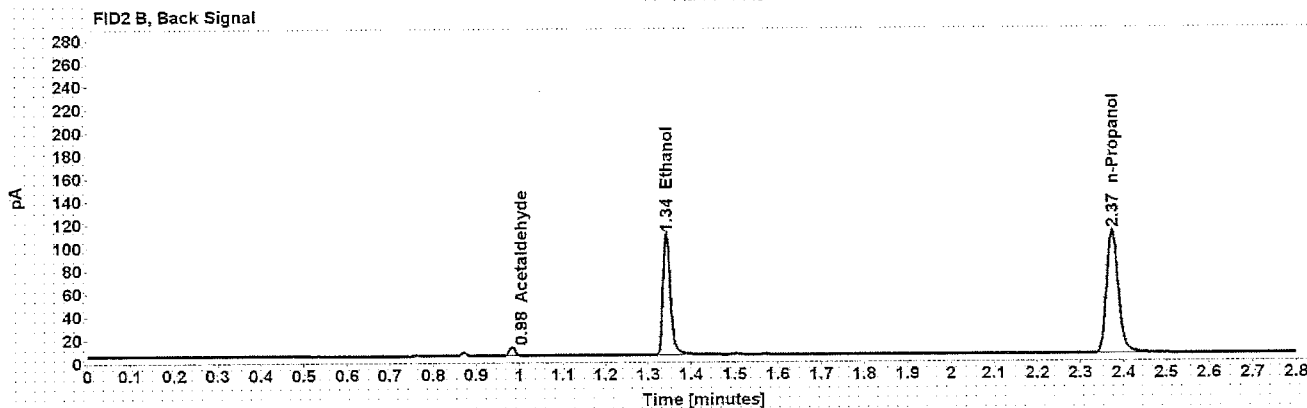
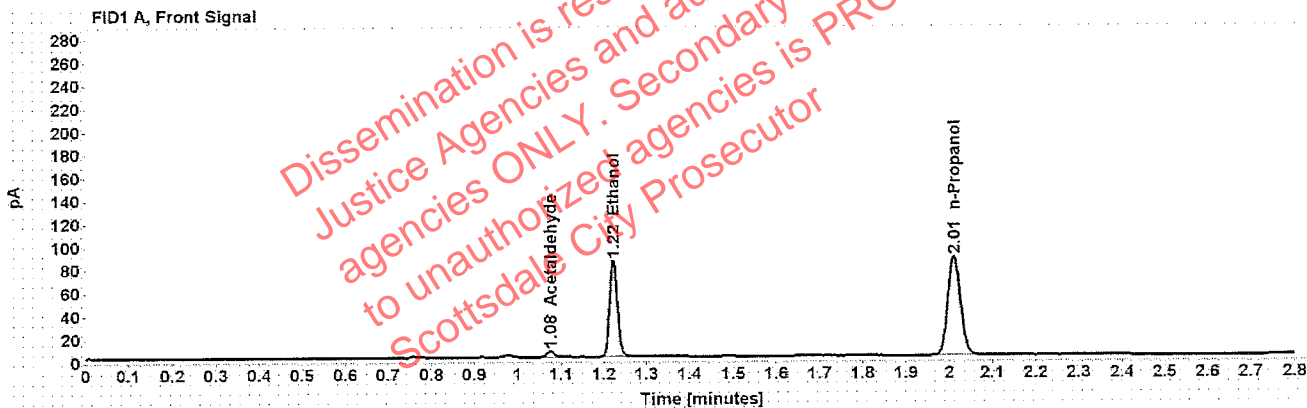


Table 1: FID 1 A (column DB-ALC1)

Compound	Amount (g/100mL)	Time (min)	Peak Area
Acetaldehyde	-----	1.076	5.550
>Ethanol	0.1616	1.222	107.302
n-Propanol	-----	2.011	175.200

Table 2: FID 2 B (column DB-ALC2)

Compound	Time (min)	Peak Area
Acetaldehyde	0.983	6.935
Ethanol	1.343	127.830
n-Propanol	2.374	206.692

Scottsdale Police Department Crime Lab Volatiles Analysis

Sample: [REDACTED]	Item number: 1202005
Injection date: 7/10/2018 3:46:49 PM	Vial: 44
Method: ethanol quant.M	Sequence: 10JUL18
Instrument: US14173023 CN14160045	Analyst: Raines
Data file: C:\Chem32\1\Data\10JUL18\10JUL18\44.D	

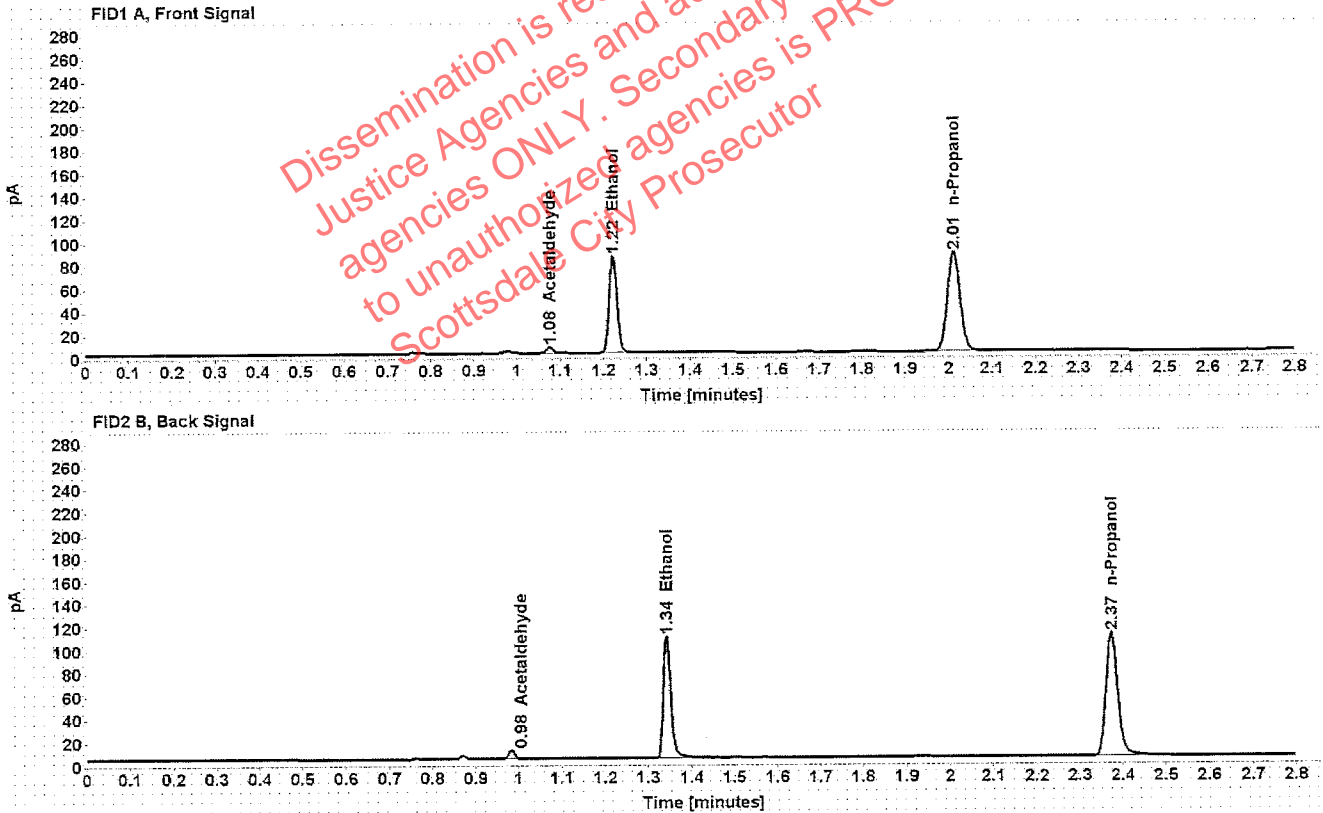


Table 1: FID 1 A (column DB-ALC1)

Compound	Amount (g/100mL)	Time (min)	Peak Area
Acetaldehyde	-----	1.076	5.606
>Ethanol	0.1622	1.222	107.754
n-Propanol	-----	2.011	175.315

Table 2: FID 2 B (column DB-ALC2)

Compound	Time (min)	Peak Area
Acetaldehyde	0.983	7.023
Ethanol	1.342	128.448
n-Propanol	2.373	206.833

Scottsdale Police Department Crime Lab Volatiles Analysis

Sample: [REDACTED]	Item number: 1192055
Injection date: 7/10/2018 3:50:49 PM	Vial: 45
Method: ethanol quant.M	Sequence: 10JUL18
Instrument: US14173023 CN14160045	Analyst: Raines
Data file: C:\Chem32\1\Data\10JUL18\10JUL18V45.D	

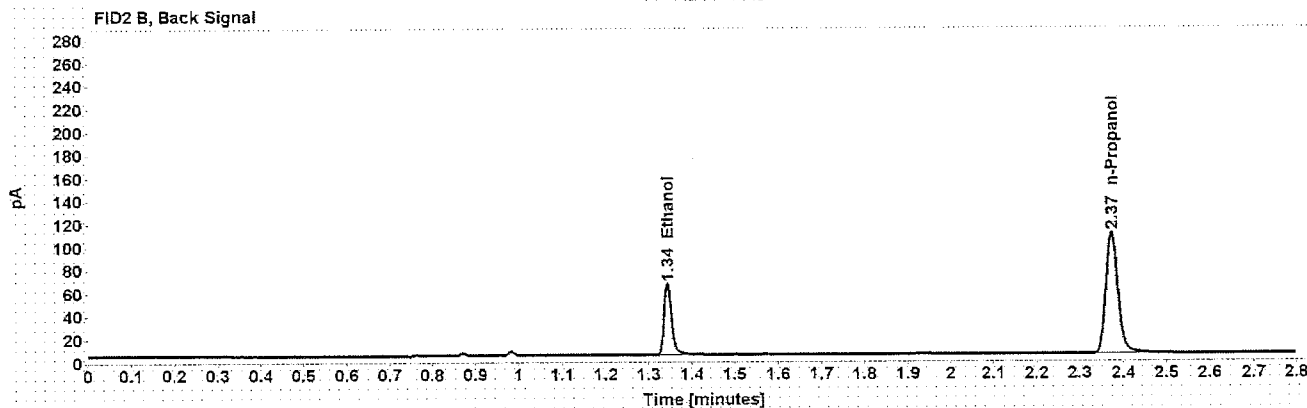
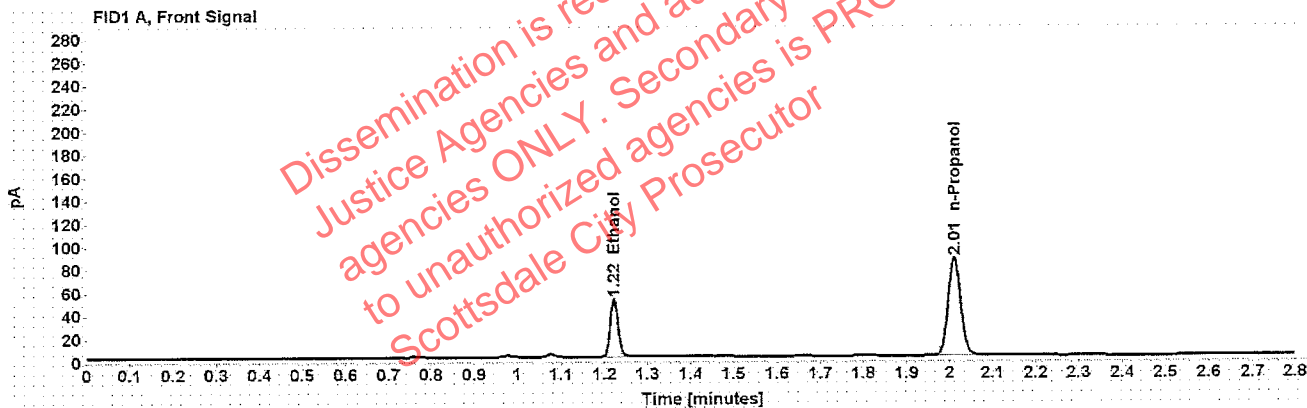


Table 1: FID 1 A (column DB-ALC1)

Compound	Amount (g/100mL)	Time (min)	Peak Area
>Ethanol	0.0986	1.222	64.042
n-Propanol	-----	2.011	172.788

Table 2: FID 2 B (column DB-ALC2)

Compound	Time (min)	Peak Area
Ethanol	1.343	75.778
n-Propanol	2.373	203.875

Scottsdale Police Department Crime Lab Volatiles Analysis

Sample: [REDACTED]	Item number: 1192055
Injection date: 7/10/2018 3:54:48 PM	Vial: 46
Method: ethanol quant.M	Sequence: 10JUL18
Instrument: US14173023 CN14160045	Analyst: Raines
Data file: C:\Chem32\1\Data\10JUL18\10JUL18\46.D	

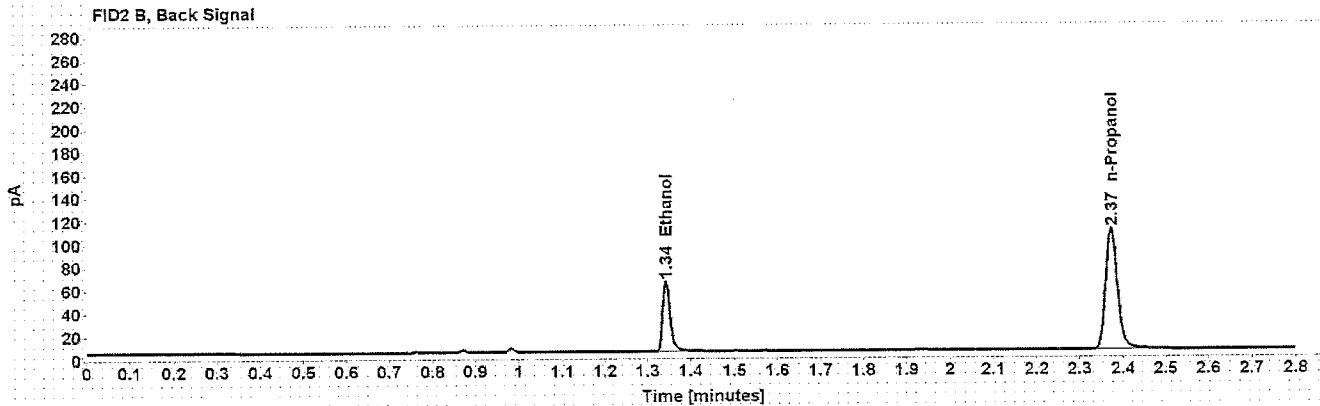
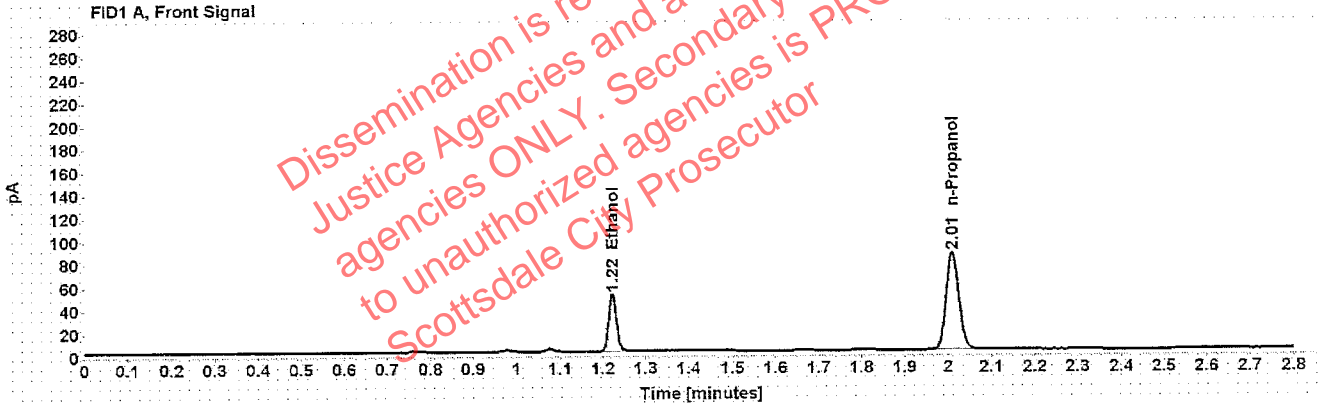


Table 1: FID 1 A (column DB-ALC1)

Compound	Amount (g/100mL)	Time (min)	Peak Area
>Ethanol	0.0980	1.222	63.396
n-Propanol	-----	2.011	172.015

Table 2: FID 2 B (column DB-ALC2)

Compound	Time (min)	Peak Area
Ethanol	1.343	74.949
n-Propanol	2.373	202.909

Scottsdale Police Department Crime Lab Volatiles Analysis

Sample: [REDACTED]	Item number: 1198084
Injection date: 7/10/2018 3:58:48 PM	Vial: 47
Method: ethanol quant.M	Sequence: 10JUL18
Instrument: US14173023 CN14160045	Analyst: Raines
Data file: C:\Chem32\1\Data\10JUL18\10JUL18\47.D	

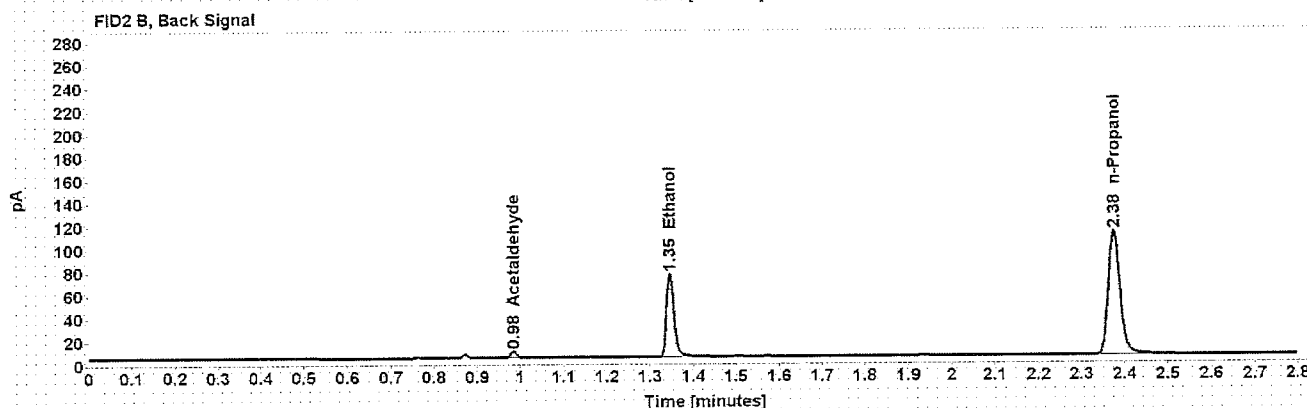
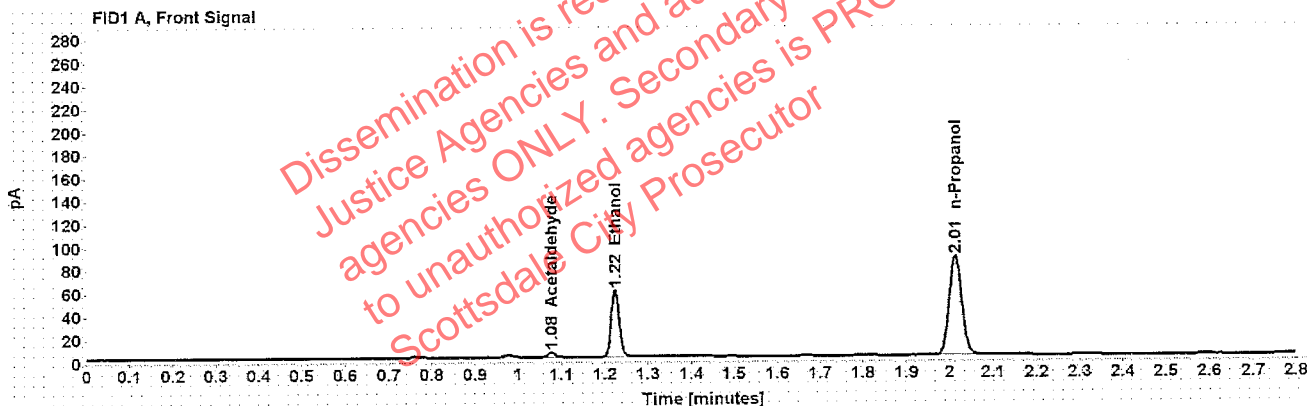


Table 1: FID 1 A (column DB-ALC1)

Compound	Amount (g/100mL)	Time (min)	Peak Area
Acetaldehyde	-----	1.077	4.230
>Ethanol	0.1126	1.224	74.568
n-Propanol	-----	2.013	175.659

Table 2: FID 2 B (column DB-ALC2)

Compound	Time (min)	Peak Area
Acetaldehyde	0.984	5.306
Ethanol	1.346	87.723
n-Propanol	2.375	207.135

Scottsdale Police Department Crime Lab Volatiles Analysis

Sample: [REDACTED]	Item number: 1198084
Injection date: 7/10/2018 4:02:48 PM	Vial: 48
Method: ethanol quant.M	Sequence: 10JUL18
Instrument: US14173023 CN14160045	Analyst: Raines
Data file: C:\Chem32\1\Data\10JUL18\10JUL18\48.D	

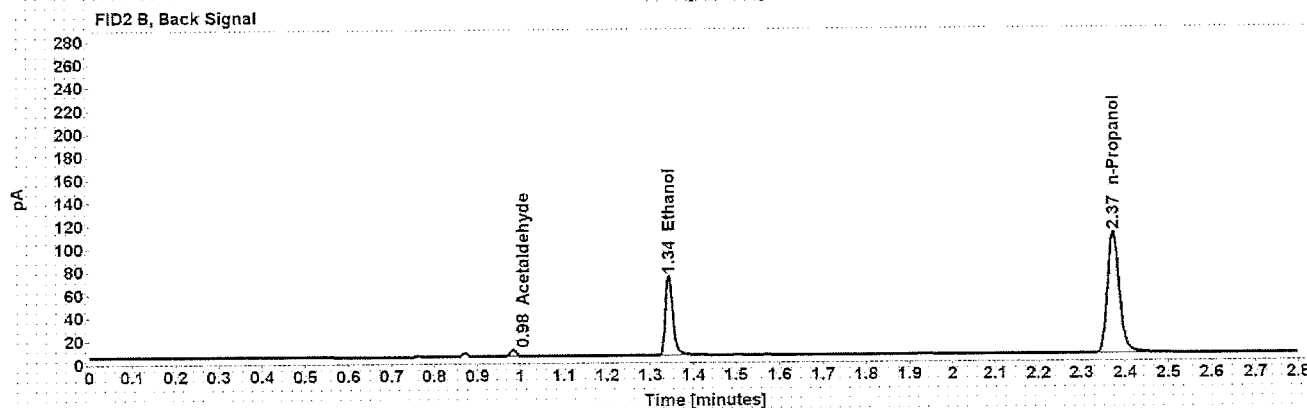
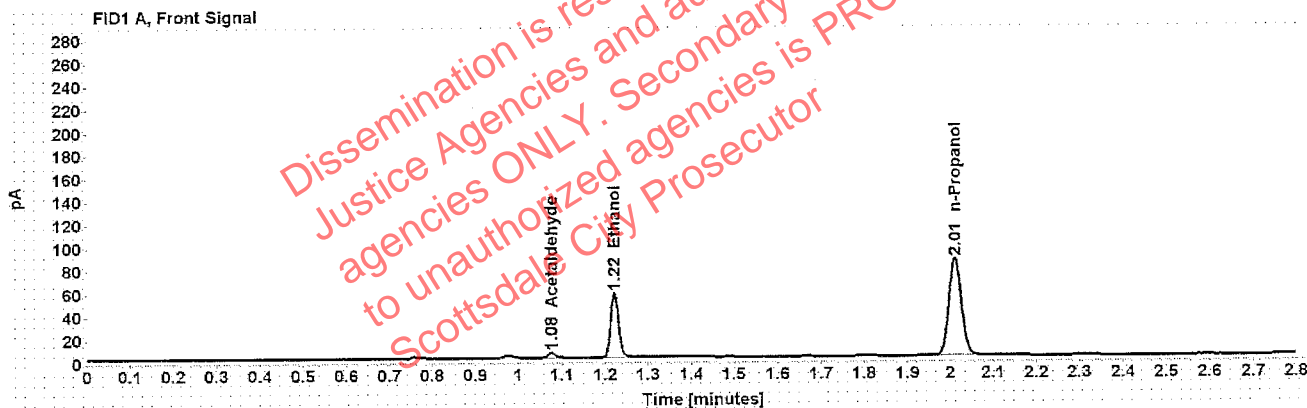


Table 1: FID 1 A (column DB-ALC1)

Compound	Amount (g/100mL)	Time (min)	Peak Area
Acetaldehyde	-----	1.076	4.344
>Ethanol	0.1098	1.222	71.386
n-Propanol	-----	2.011	172.607

Table 2: FID 2 B (column DB-ALC2)

Compound	Time (min)	Peak Area
Acetaldehyde	0.983	5.486
Ethanol	1.343	83.806
n-Propanol	2.373	203.572

Scottsdale Police Department Crime Lab Volatiles Analysis

Sample: [REDACTED]	Item number: 1220386
Injection date: 7/10/2018 4:07:04 PM	Vial: 49
Method: ethanol quant.M	Sequence: 10JUL18
Instrument: US14173023 CN14160045	Analyst: Raines
Data file: C:\Chem321\Data\10JUL18\10JUL18\49.D	

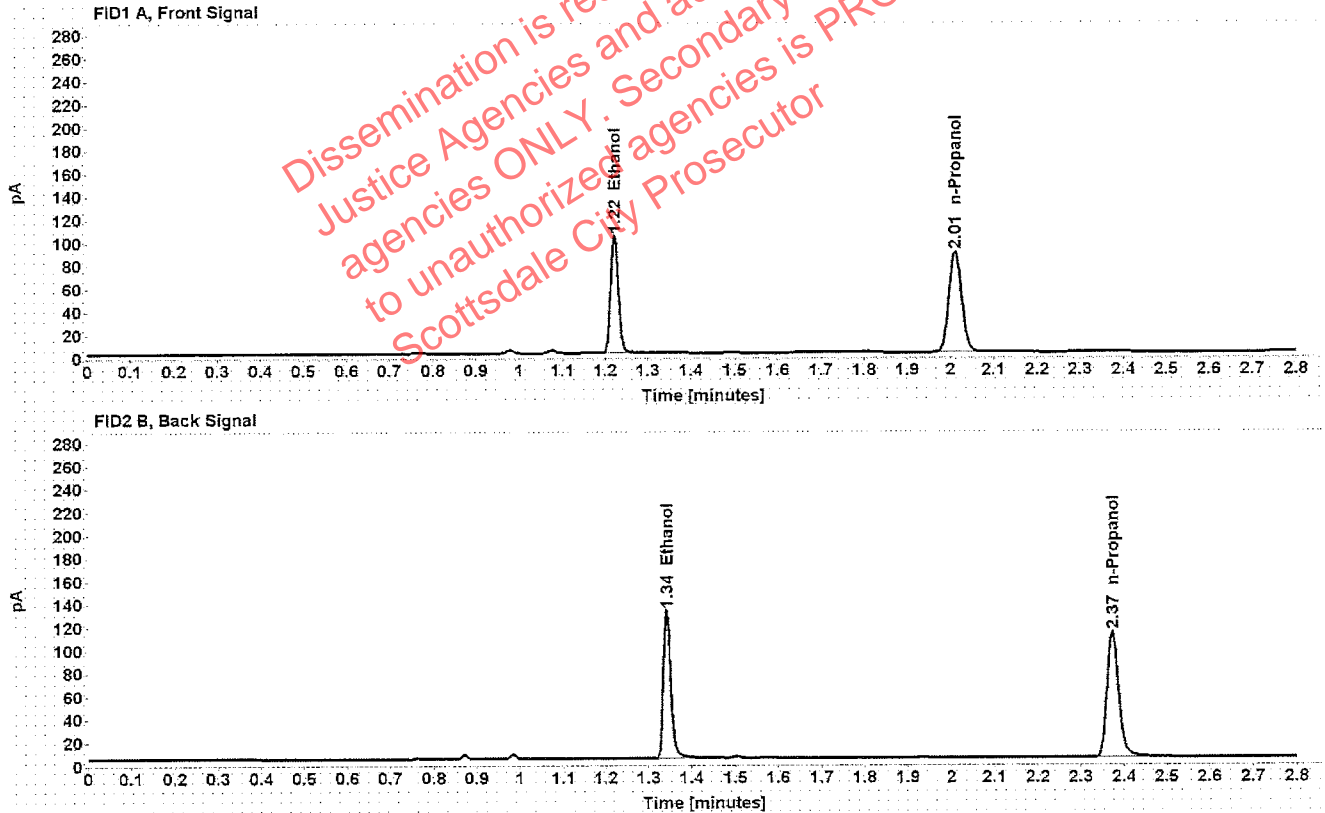


Table 1: FID 1 A (column DB-ALC1)

Compound	Amount (g/100mL)	Time (min)	Peak Area
>Ethanol	0.1934	1.222	130.791
n-Propanol	-----	2.011	178.122

Table 2: FID 2 B (column DB-ALC2)

Compound	Time (min)	Peak Area
Ethanol	1.342	155.964
n-Propanol	2.373	210.956

Scottsdale Police Department Crime Lab Volatiles Analysis

Sample: [REDACTED]	Item number: 1220386
Injection date: 7/10/2018 4:11:03 PM	Vial: 50
Method: ethanol quant.M	Sequence: 10JUL18
Instrument: US14173023 CN14160045	Analyst: Raines
Data file: C:\Chem32\1\Data\10JUL18\10JUL18\50.D	

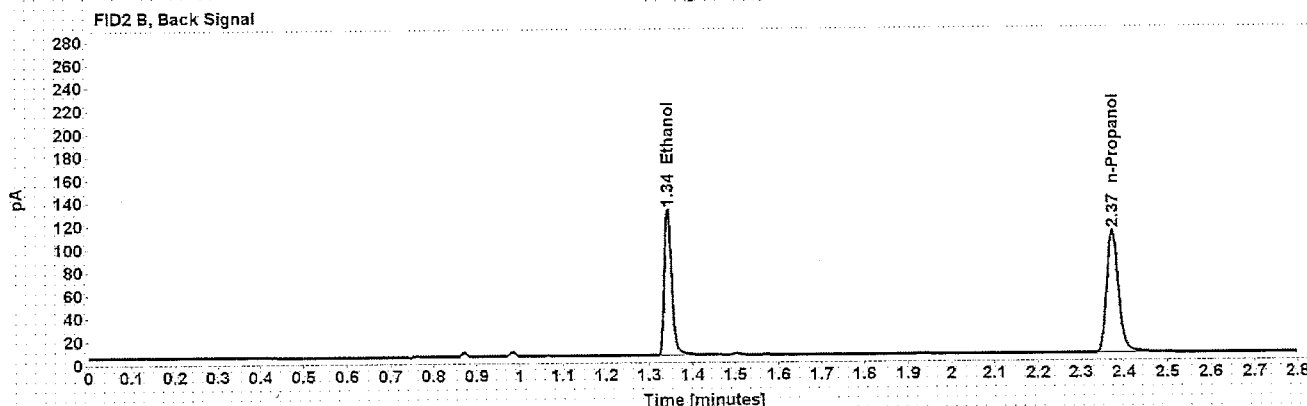
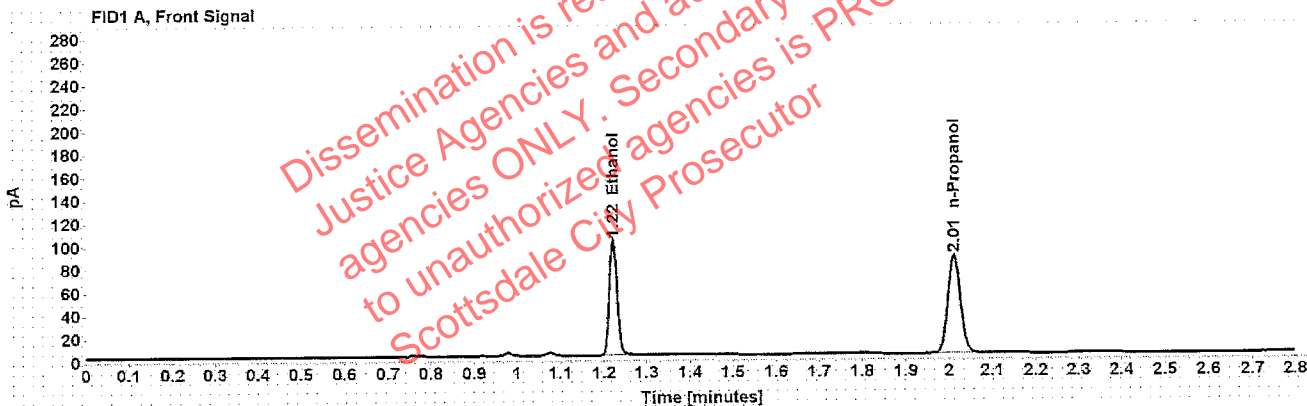


Table 1: FID 1 A (column DB-ALC1)

Compound	Amount (g/100mL)	Time (min)	Peak Area
>Ethanol	0.1949	1.222	128.491
n-Propanol	-----	2.011	173.574

Table 2: FID 2 B (column DB-ALC2)

Compound	Time (min)	Peak Area
Ethanol	1.343	153.159
n-Propanol	2.373	205.449

Scottsdale Police Department Crime Lab Volatiles Analysis

Sample: [REDACTED]	Item number: 1223943
Injection date: 7/10/2018 4:15:04 PM	Vial: 51
Method: ethanol quant.M	Sequence: 10JUL18
Instrument: US14173023 CN14160045	Analyst: Raines
Data file: C:\Chem32\1\Data\10JUL18\10JUL18\51.D	

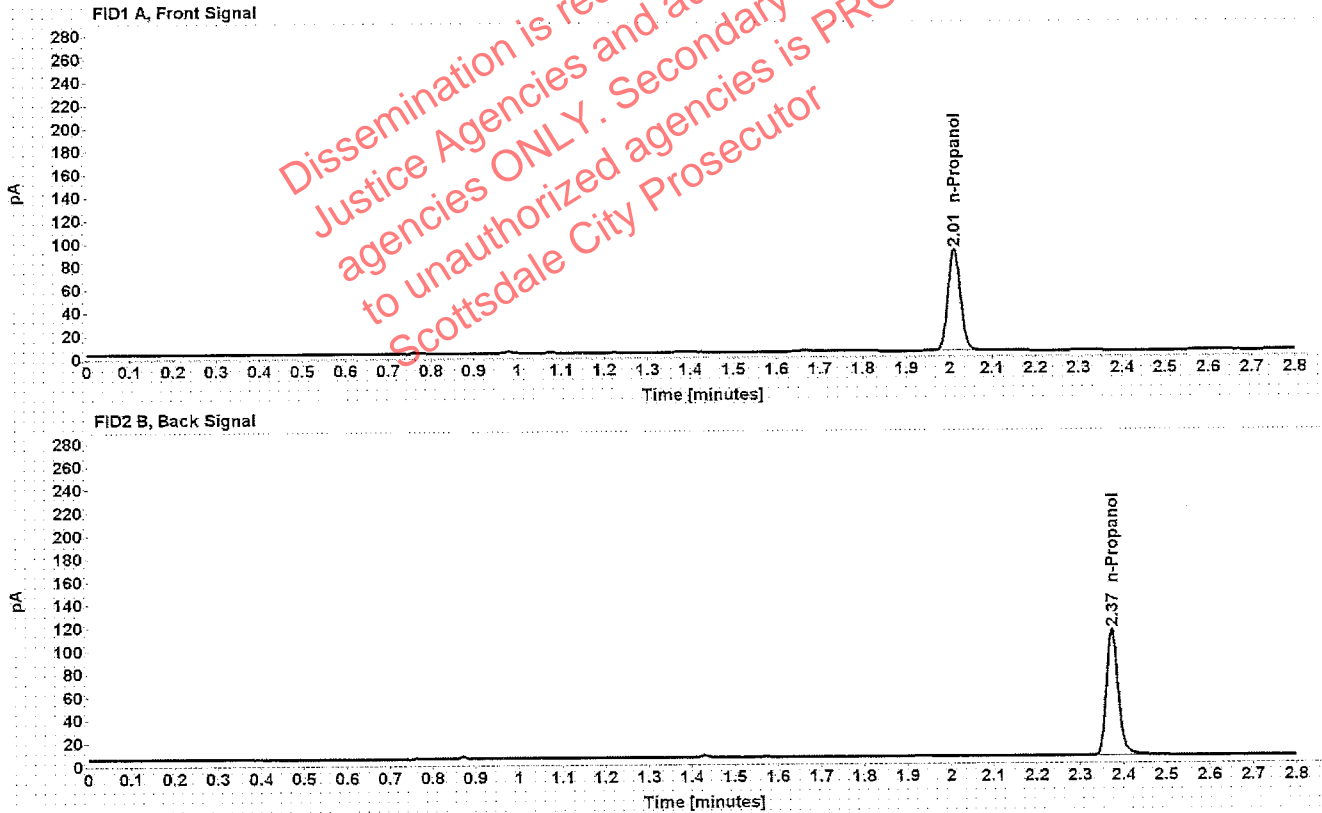


Table 1: FID 1 A (column DB-ALC1)

Compound	Amount (g/100mL)	Time (min)	Peak Area
n-Propanol	-----	2.011	178.806

Table 2: FID 2 B (column DB-ALC2)

Compound	Time (min)	Peak Area
n-Propanol	2.373	211.387

Scottsdale Police Department Crime Lab Volatiles Analysis

Sample: [REDACTED]	Item number: 1223943
Injection date: 7/10/2018 4:19:05 PM	Vial: 52
Method: ethanol quant.M	Sequence: 10JUL18
Instrument: US14173023 CN14160045	Analyst: Raines
Data file: C:\Chem32\1\Data\10JUL18\10JUL18\52.D	

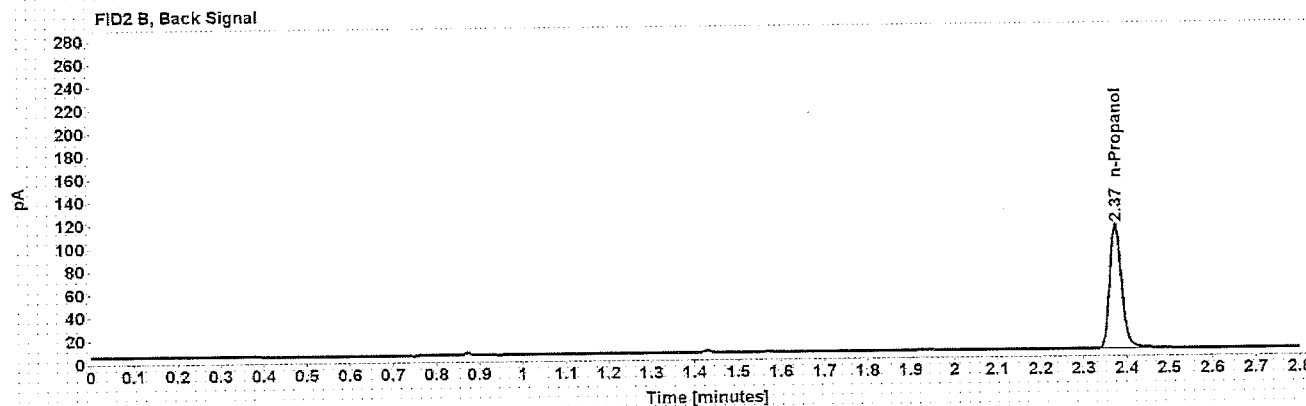
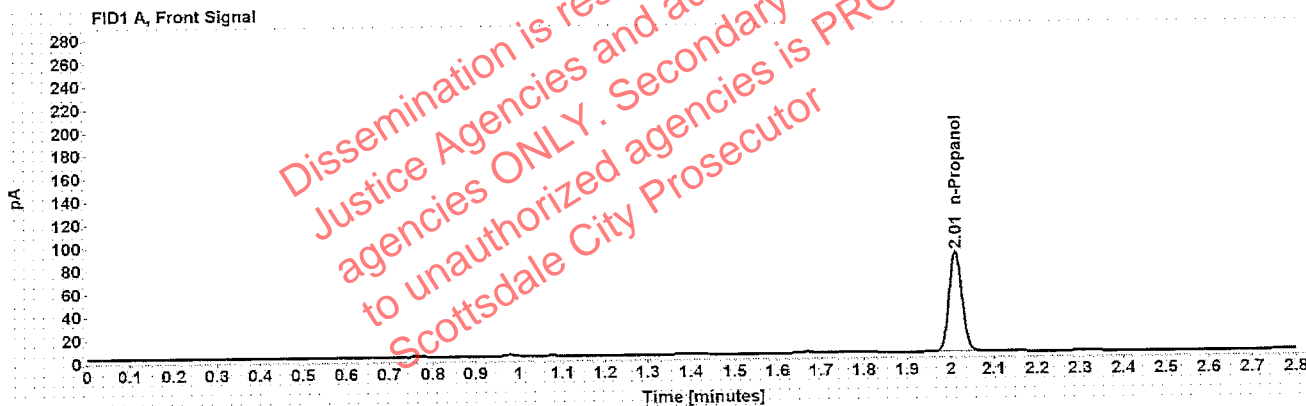


Table 1: FID 1 A (column DB-ALC1)

Compound	Amount (g/100mL)	Time (min)	Peak Area
n-Propanol	-----	2.012	176.638

Table 2: FID 2 B (column DB-ALC2)

Compound	Time (min)	Peak Area
n-Propanol	2.374	209.023

Scottsdale Police Department Crime Lab Volatiles Analysis

Sample: [REDACTED]	Item number: 1220567
Injection date: 7/10/2018 4:27:05 PM	Vial: 54
Method: ethanol quant.M	Sequence: 10JUL18
Instrument: US14173023 CN14160045	Analyst: Raines
Data file: C:\Chem32\1\Data\10JUL18\10JUL18\54.D	

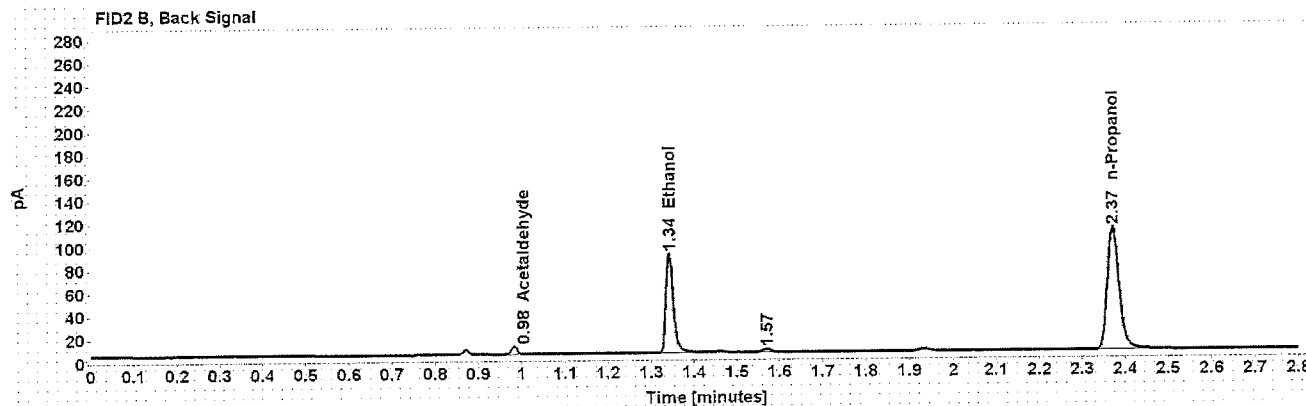
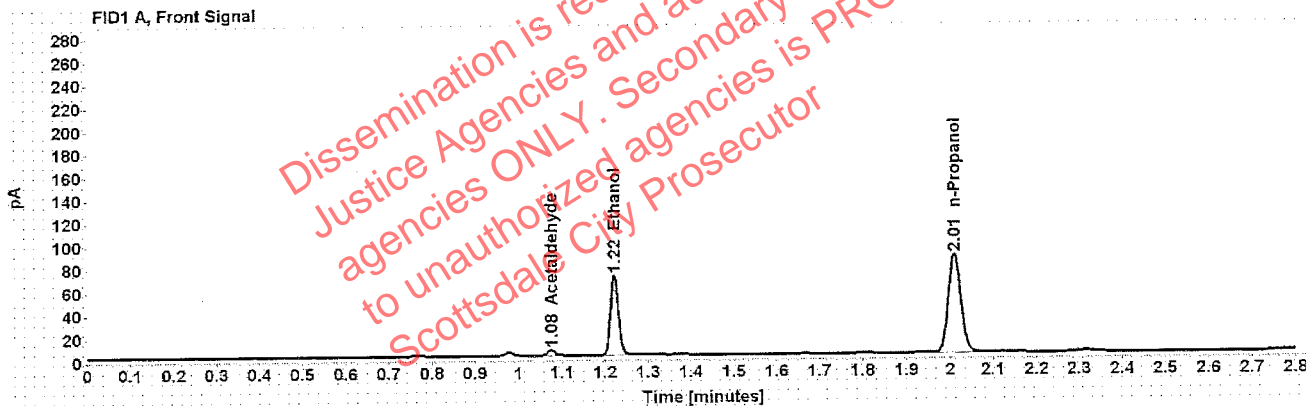


Table 1: FID 1 A (column DB-ALC1)

Compound	Amount (g/100mL)	Time (min)	Peak Area
Acetaldehyde	-----	1.076	5.045
>Ethanol	0.1339	1.222	88.860
n-Propanol	-----	2.011	175.498

Table 2: FID 2 B (column DB-ALC2)

Compound	Time (min)	Peak Area
Acetaldehyde	0.983	6.376
Ethanol	1.342	106.947
n-Propanol	2.373	205.948

Scottsdale Police Department Crime Lab Volatiles Analysis

Sample: [REDACTED]	Item number: 1220567
Injection date: 7/10/2018 4:31:19 PM	Vial: 55
Method: ethanol quant.M	Sequence: 10JUL18
Instrument: US14173023 CN14160045	Analyst: Raines
Data file: C:\Chem32\1\Data\10JUL18\10JUL18\55.D	

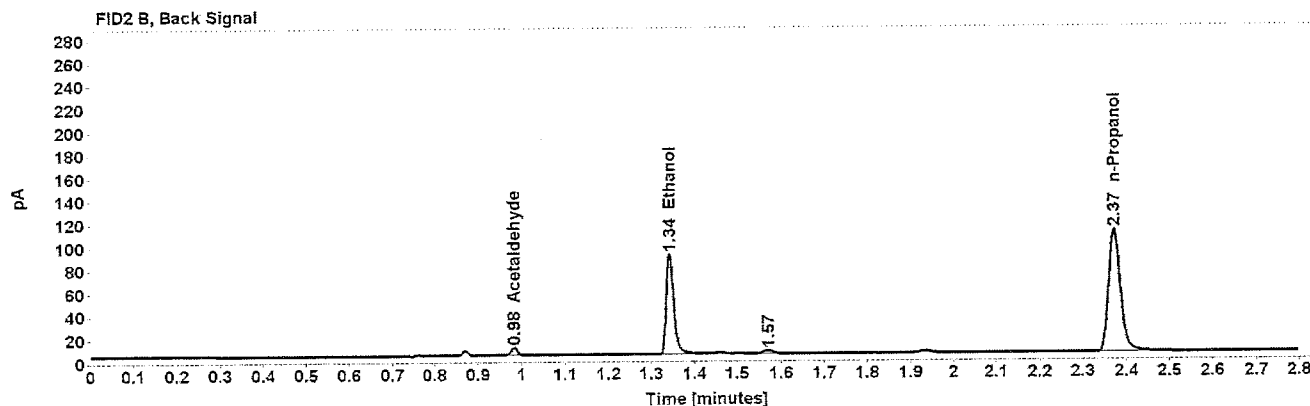
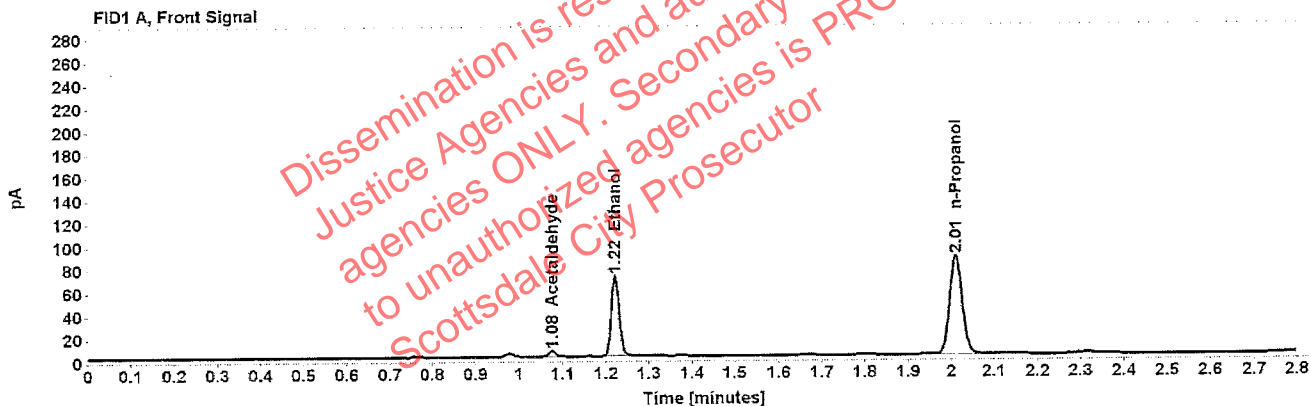


Table 1: FID 1 A (column DB-ALC1)

Compound	Amount (g/100mL)	Time (min)	Peak Area
Acetaldehyde	-----	1.076	4.948
>Ethanol	0.1346	1.222	89.210
n-Propanol	-----	2.011	175.287

Table 2: FID 2 B (column DB-ALC2)

Compound	Time (min)	Peak Area
Acetaldehyde	0.983	6.298
Ethanol	1.342	107.160
n-Propanol	2.373	205.985

Scottsdale Police Department Crime Lab Volatiles Analysis

Sample: [REDACTED]	Item number: 1219755
Injection date: 7/10/2018 4:35:18 PM	Vial: 56
Method: ethanol quant.M	Sequence: 10JUL18
Instrument: US14173023 CN14160045	Analyst: Raines
Data file: C:\Chem321\Data\10JUL18\10JUL18\56.D	

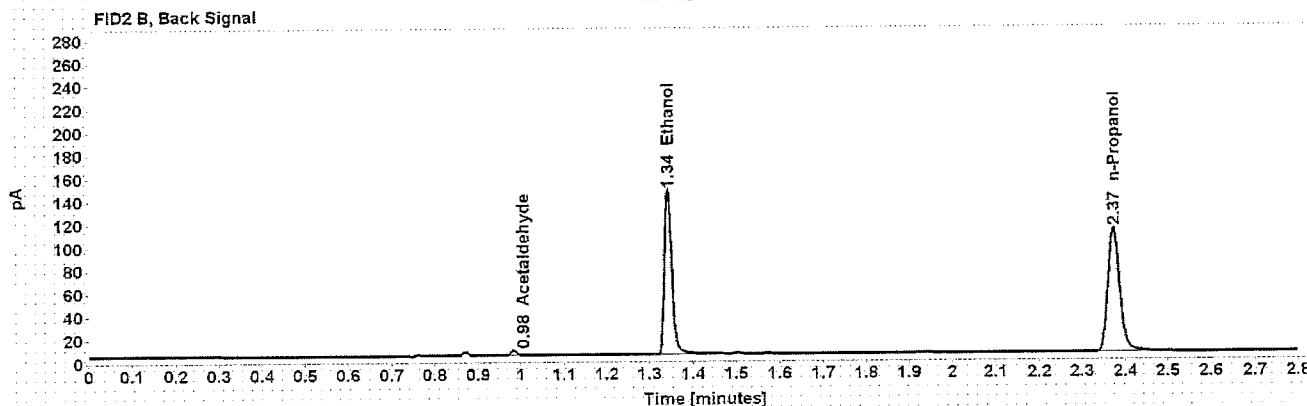
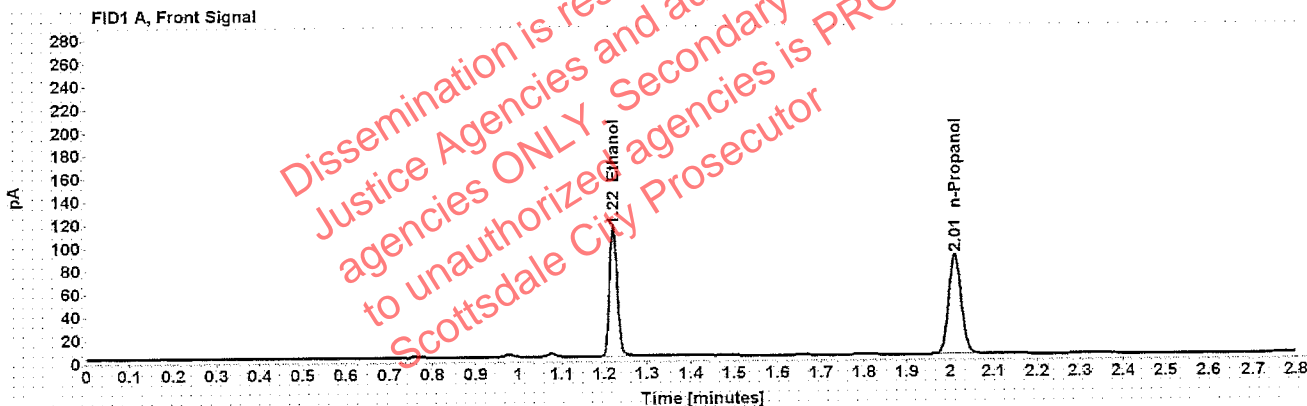


Table 1: FID 1 A (column DB-ALC1)

Compound	Amount (g/100mL)	Time (min)	Peak Area
>Ethanol	0.2153	1.222	143.822
n-Propanol	-----	2.011	175.695

Table 2: FID 2 B (column DB-ALC2)

Compound	Time (min)	Peak Area
Acetaldehyde	0.983	3.914
Ethanol	1.342	173.540
n-Propanol	2.373	208.505

Scottsdale Police Department Crime Lab Volatiles Analysis

Sample:	[REDACTED]	Item number:	1219755
Injection date:	7/10/2018 4:39:20 PM	Vial:	57
Method:	ethanol quant.M	Sequence:	10JUL18
Instrument:	US14173023 CN14160045	Analyst:	Raines
Data file:	C:\Chem32\1\Data\10JUL18\10JUL18\57.D		

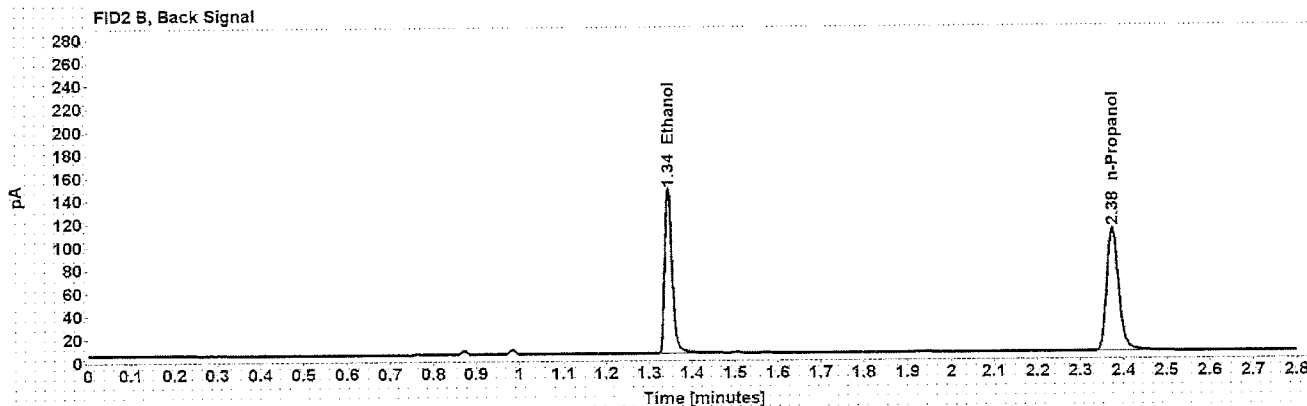
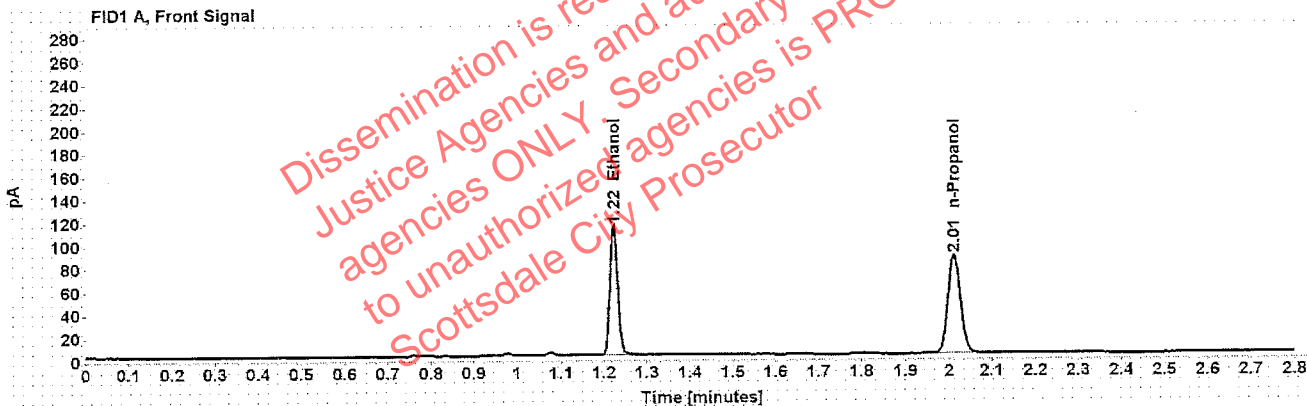


Table 1: FID 1 A (column DB-ALC1)

Compound	Amount (g/100mL)	Time (min)	Peak Area
>Ethanol	0.2180	1.223	144.273
n-Propanol	-----	2.012	174.046

Table 2: FID 2 B (column DB-ALC2)

Compound	Time (min)	Peak Area
Ethanol	1.344	173.691
n-Propanol	2.375	206.608