

# SCOTTSDALE POLICE DEPARTMENT CRIME LABORATORY BLOOD ALCOHOL FACE SHEET

ANALYSIS DATE 12/4/2018 SEQUENCE NAME 4Dec18

**EQUIPMENT**

Pipettor  Hamilton ML600EH7497  Hamilton ML600GJ10749  
 Gas Chromatograph  Agilent US14173023

**INSTRUMENT CALIBRATION**

Vial 1 0.02 calibrator Lot FN03241604 Coefficient of determination (r<sup>2</sup>)  
 Vial 2 0.10 calibrator Lot FN06181501 0.99999  
 Vial 3 0.20 calibrator Lot FN07201502  
 Vial 4 0.40 calibrator Lot FN11191402

**CALIBRATION VERIFICATION AND RESOLUTION TEST**

Vial	Sample	Expected result	Measured result	Manufacturer/lot
5	Blank	Not detected	Not detected	SPD lab 081418
6	Volatiles mixture	6 compounds	6 compounds	SPD lab 020917WLA
7	Aqueous control	0.400 g/dL	0.417 g/dL	Lipomed 08012015-C
8	Aqueous control	0.040 g/dL	0.041 g/dL	Lipomed 09022015-A
9	Blood control	0.198 g/dL	0.201 g/dL	ACQ 407041529/3
20	Aqueous control	0.080 g/dL	0.082 g/dL	Lipomed 28082014-B
31	Aqueous control	0.150 g/dL	0.152 g/dL	Lipomed 09022015-C
42	Blood control	0.198 g/dL	0.200 g/dL	ACQ 407041529/3
53	Aqueous control	0.400 g/dL	0.411 g/dL	Lipomed 08012015-C
54	Aqueous control	0.040 g/dL	0.041 g/dL	Lipomed 09022015-A
55	Blood control	0.198 g/dL	0.205 g/dL	ACQ 407041529/3
56	Blank	Not detected	Not detected	SPD lab 081418

**SUBJECT SAMPLES**

Subjects in the sequence 20 Subjects requiring reanalysis 0

ADDITIONAL NOTES: All testing proceeded as expected.  
 \_\_\_\_\_  
 \_\_\_\_\_  
 \_\_\_\_\_

Run valid  Run invalid  WAB1570 12/5/18 Analyst  
 Run valid  Run invalid  KOSECKI 12/5/18 Technical Reviewer

# Scottsdale Police Department Crime Laboratory Sequence Quality Assurance Summary

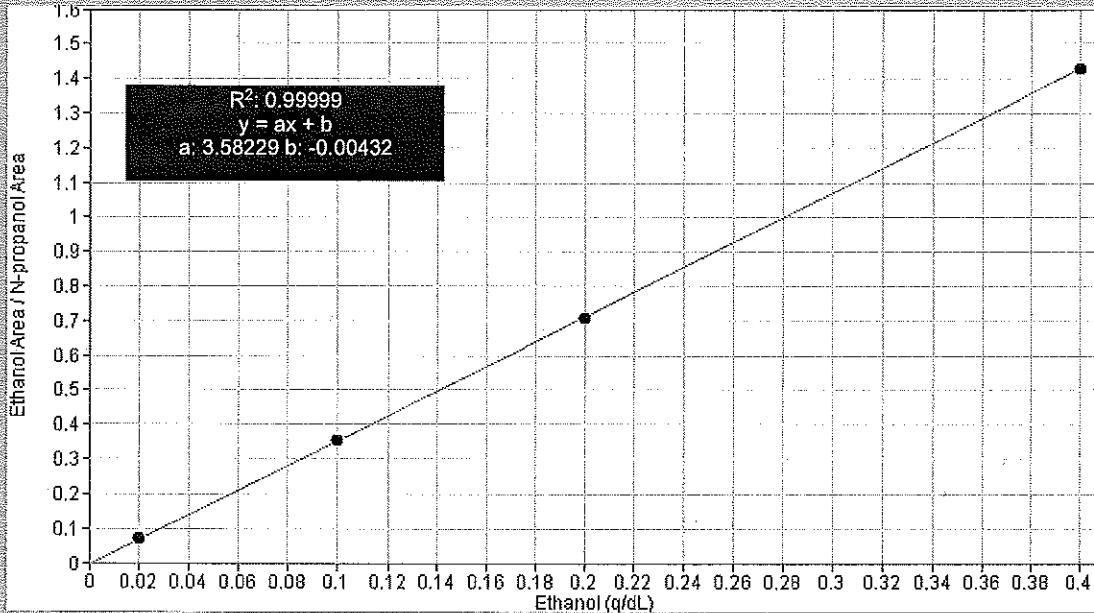
SEQUENCE NAME: 4Dec18

ANALYST: Adrian WA

Sample Name	Vial	Measured Value (g/dL)	Expected Value (g/dL)	Percent Difference	Absolute Difference (g/dL)
blank 081418	5	negative	negative	-	-
0.400 Lipomed 08012015-C	7	0.417	0.400	4.25	0.017
0.040 Lipomed 09022015-A	8	0.041	0.040	2.50	0.001
0.198 ACQ 407041529/3	9	0.201	0.198	1.52	0.003
0.080 Lipomed 28082014-B	20	0.082	0.080	2.50	0.002
0.150 Lipomed 09022015-C	31	0.152	0.150	1.33	0.002
0.198 ACQ 407041529/3	42	0.200	0.198	1.01	0.002
0.40 Lipomed 08012015-C	53	0.411	0.400	2.75	0.011
0.04 Lipomed 09022015-A	54	0.041	0.040	2.50	0.001
0.198 ACQ 407041529/3	55	0.205	0.198	3.54	0.007
blank 081418	56	negative	negative	-	-

Calibrator	Ethanol Area	N-propanol Area	Ratio
0.020	12.037	174.223	0.069
0.100	61.646	174.285	0.354
0.200	123.100	173.605	0.709
0.400	242.437	169.526	1.430

**Calibration Line**



# Scottsdale Police Department Crime Lab Volatiles Analysis

WA

Sample: 0.020 Cerilliant FN03241604	Item number:
Injection date: 12/4/2018 10:09:58 AM	Vial: 1
Method: ethanol quant.M	Sequence: 4Dec18
Instrument: US14173023 CN14160045	Analyst: Adrian
Data file: C:\Chem32\1\Data\4Dec18\1.D	

Dissemination is restricted to Criminal Justice Agencies and authorized Non-C.J. agencies ONLY. Secondary dissemination to unauthorized agencies is PROHIBITED. Scottsdale City Prosecutor

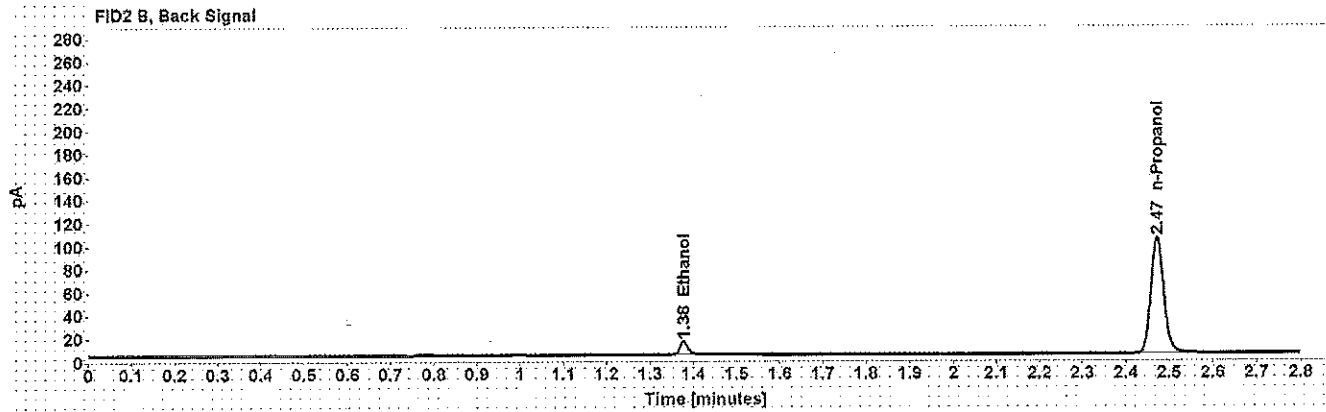
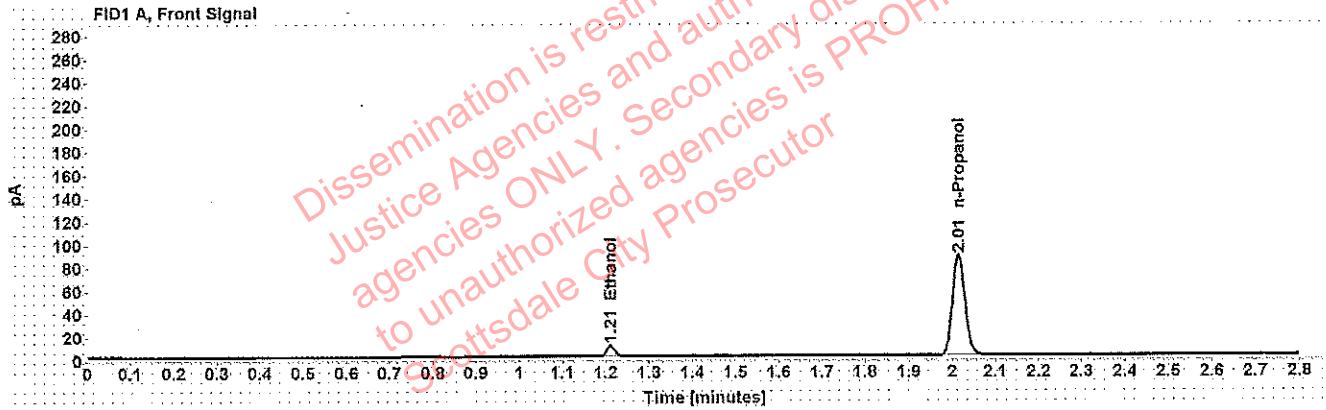


Table 1: FID 1 A (column DB-ALC1)

Compound	Time (min)	Peak Area
Ethanol	1.211	12.037
n-Propanol	2.015	174.223

Table 2: FID 2 B (column DB-ALC2)

Compound	Time (min)	Peak Area
Ethanol	1.377	14.474
n-Propanol	2.472	207.109

# Scottsdale Police Department Crime Lab Volatiles Analysis

WA

<b>Sample:</b> 0.100 Cerilliant FN06181501	<b>Item number:</b>
<b>Injection date:</b> 12/4/2018 10:13:58 AM	<b>Vial:</b> 2
<b>Method:</b> ethanol quant.M	<b>Sequence:</b> 4Dec18
<b>Instrument:</b> US14173023 CN14160045	<b>Analyst:</b> Adrian
<b>Data file:</b> C:\Chem32\1\Data\4Dec18\2.D	

Dissemination is restricted to Criminal Justice Agencies and authorized Non-C.J. agencies ONLY. Secondary dissemination to unauthorized agencies is PROHIBITED. Scottsdale City Prosecutor

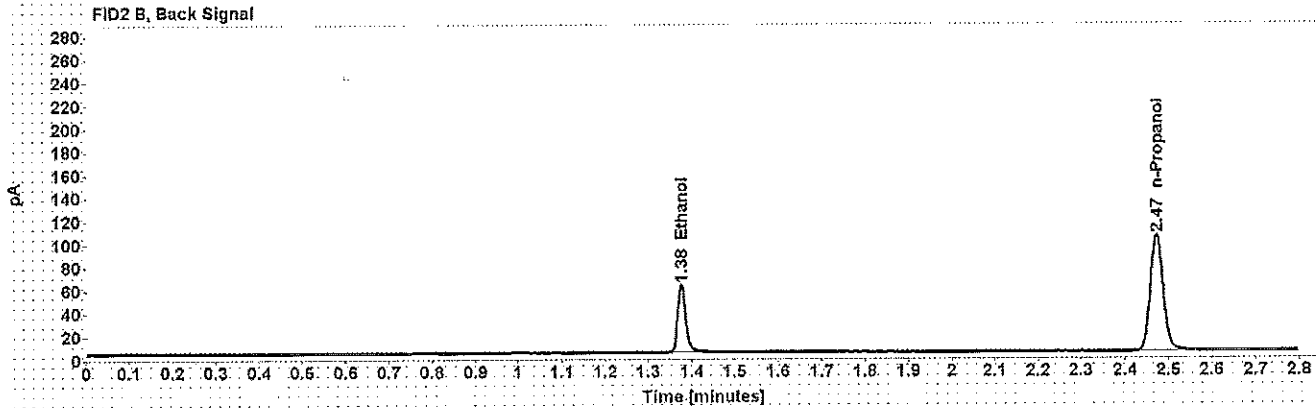
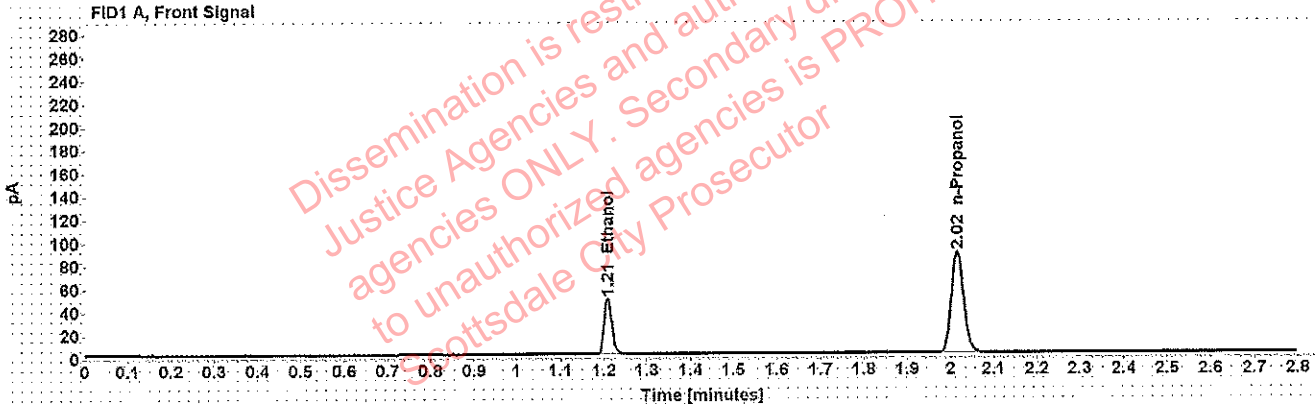


Table 1: FID 1 A (column DB-ALC1)

Compound	Time (min)	Peak Area
Ethanol	1.209	61.646
n-Propanol	2.015	174.285

Table 2: FID 2 B (column DB-ALC2)

Compound	Time (min)	Peak Area
Ethanol	1.376	74.800
n-Propanol	2.472	208.165

# Scottsdale Police Department Crime Lab Volatiles Analysis

WAA

Sample: 0.200 Cerilliant FN07201502	Item number:
Injection date: 12/4/2018 10:17:58 AM	Vial: 3
Method: ethanol quant.M	Sequence: 4Dec18
Instrument: US14173023 CN14160045	Analyst: Adrian
Data file: C:\Chem32\1\Data\4Dec18\3.D	

Dissemination is restricted to Criminal Justice Agencies and authorized NCJ-C.J. agencies ONLY. Secondary dissemination to unauthorized agencies is PROHIBITED. Scottsdale City Prosecutor

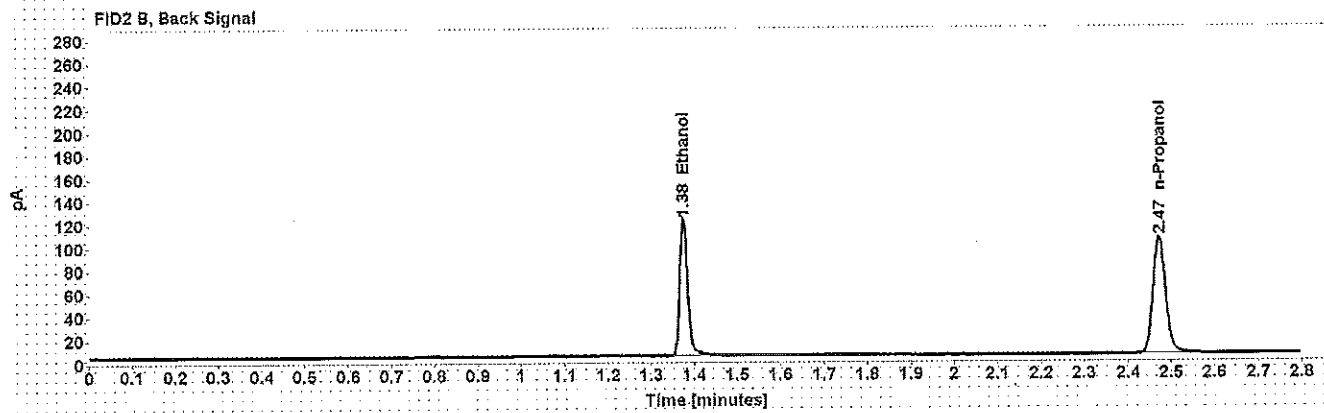
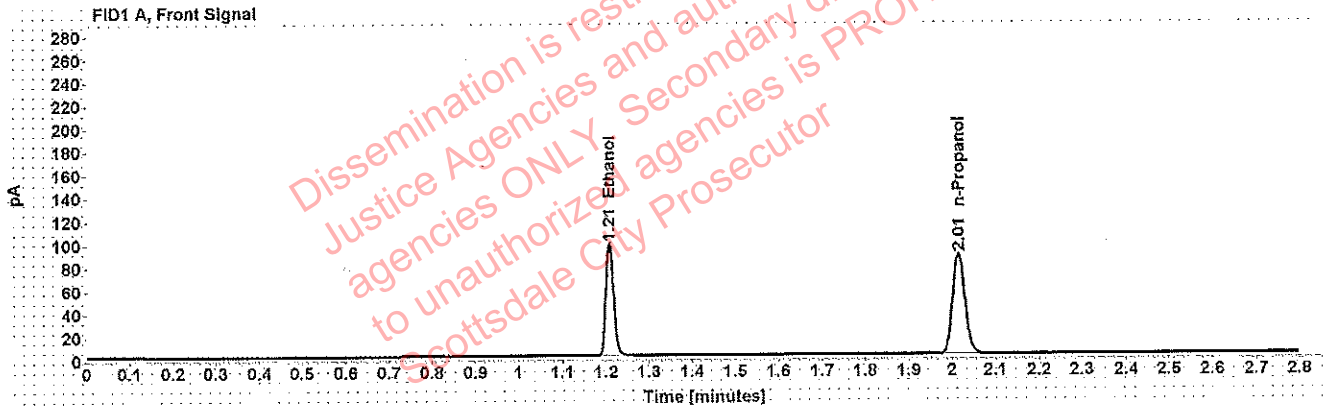


Table 1: FID 1 A (column DB-ALC1)

Compound	Time (min)	Peak Area
Ethanol	1.208	123.100
n-Propanol	2.015	173.605

Table 2: FID 2 B (column DB-ALC2)

Compound	Time (min)	Peak Area
Ethanol	1.375	151.166
n-Propanol	2.472	207.864

# Scottsdale Police Department Crime Lab Volatiles Analysis

WA

<b>Sample:</b> 0.400 Cerilliant FN11191402	<b>Item number:</b>
<b>Injection date:</b> 12/4/2018 10:21:58 AM	<b>Vial:</b> 4
<b>Method:</b> ethanol quant.M	<b>Sequence:</b> 4Dec18
<b>Instrument:</b> US14173023 CN14160045	<b>Analyst:</b> Adrian
<b>Data file:</b> C:\Chem32\1\Data\4Dec18\4.D	

Dissemination is restricted to Criminal Justice Agencies and authorized NCJ-C.J. agencies ONLY. Secondary dissemination to unauthorized agencies is PROHIBITED. Scottsdale City Prosecutor

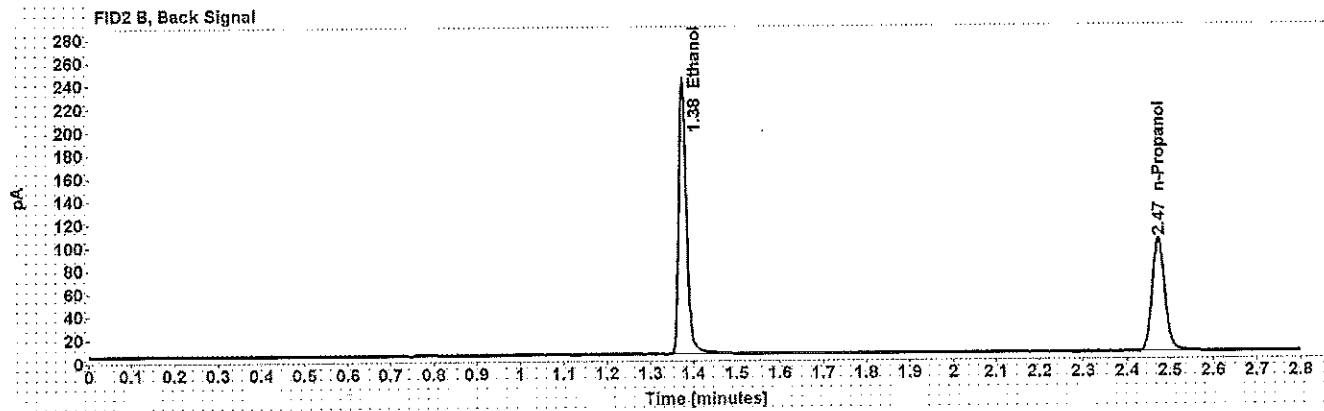
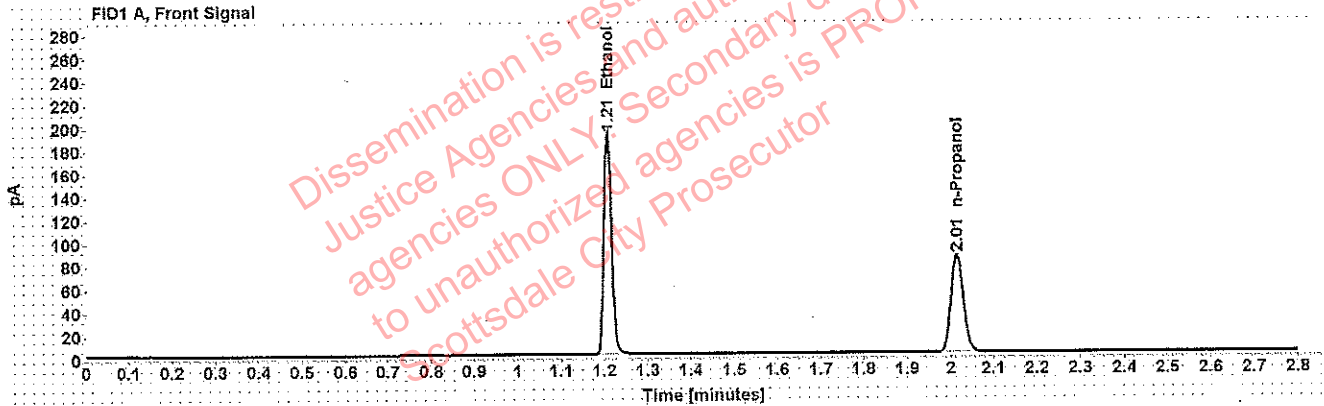


Table 1: FID 1 A (column DB-ALC1)

Compound	Time (min)	Peak Area
Ethanol	1.208	242.437
n-Propanol	2.015	169.526

Table 2: FID 2 B (column DB-ALC2)

Compound	Time (min)	Peak Area
Ethanol	1.375	299.449
n-Propanol	2.472	203.191

# Scottsdale Police Department Crime Lab Volatiles Analysis

WVA

Sample: blank 081418	Item number:
Injection date: 12/4/2018 10:25:59 AM	Vial: 5
Method: ethanol quant.M	Sequence: 4Dec18
Instrument: US14173023 CN14160045	Analyst: Adrian
Data file: C:\Chem32\1\Data\4Dec18\5.D	

Dissemination is restricted to Criminal Justice Agencies and authorized NOJ-C.J. agencies ONLY. Secondary dissemination to unauthorized agencies is PROHIBITED. Scottsdale City Prosecutor

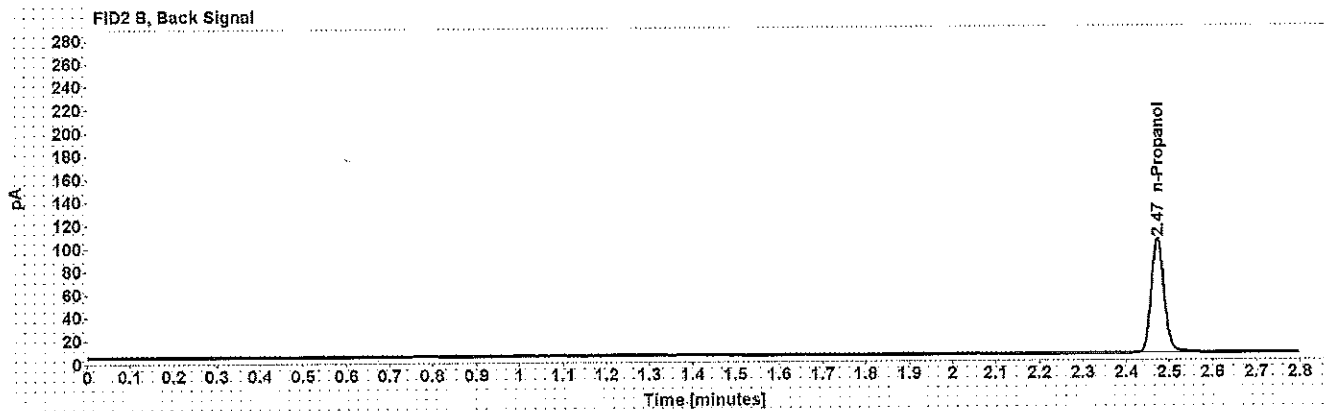
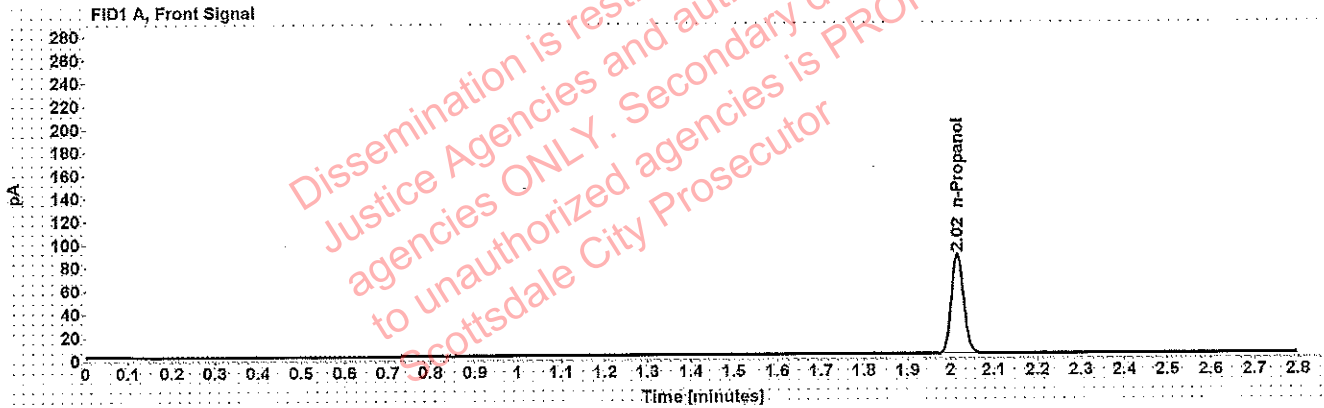


Table 1: FID 1 A (column DB-ALC1)

Compound	Amount (g/100mL)	Time (min)	Peak Area
n-Propanol	-----	2.015	171.383

Table 2: FID 2 B (column DB-ALC2)

Compound	Time (min)	Peak Area
n-Propanol	2.473	204.482

# Scottsdale Police Department Crime Lab Volatiles Analysis

Sample: volatiles mix 020917 WLA	Item number: <span style="float: right;">WA</span>
Injection date: 12/4/2018 10:29:58 AM	Vial: 6
Method: ethanol quant.M	Sequence: 4Dec18
Instrument: US14173023 CN14160045	Analyst: Adrian
Data file: C:\Chem32\1\Data\4Dec18\6.D	

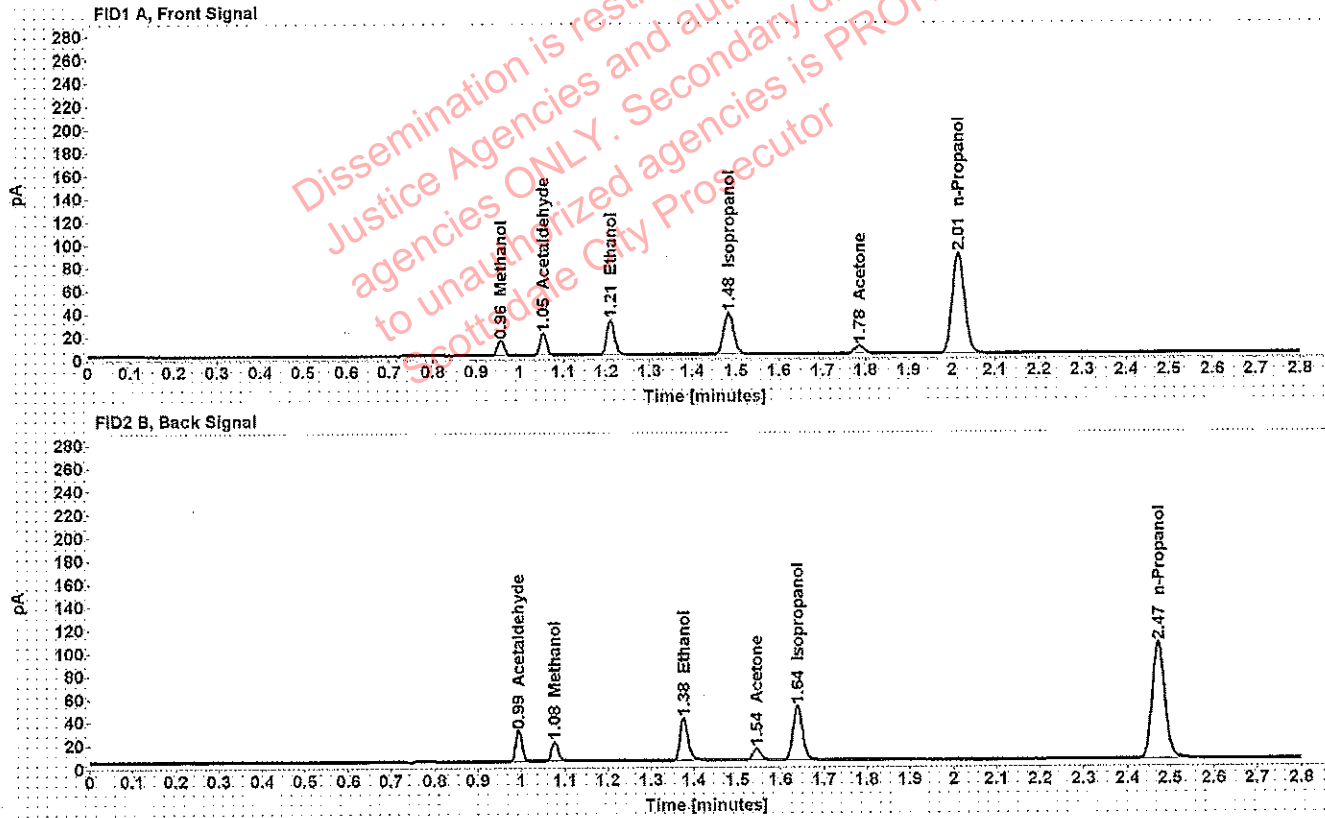


Table 1: FID 1 A (column DB-ALC1)

Compound	Amount (g/100mL)	Time (min)	Peak Area
Methanol	-----	0.956	14.392
Acetaldehyde	-----	1.054	20.695
>Ethanol	0.0632	1.210	38.684
Isopropanol	-----	1.483	57.621
Acetone	-----	1.785	11.423
n-Propanol	-----	2.015	174.268

Table 2: FID 2 B (column DB-ALC2)

Compound	Time (min)	Peak Area
Acetaldehyde	0.993	26.657
Methanol	1.077	18.111
Ethanol	1.376	46.958
Acetone	1.544	13.334
Isopropanol	1.639	71.353
n-Propanol	2.472	208.708



# Scottsdale Police Department Crime Lab Volatiles Analysis

WLA

<b>Sample:</b> 0.400 Lipomed 08012015-C	<b>Item number:</b>
<b>Injection date:</b> 12/4/2018 10:34:12 AM	<b>Vial:</b> 7
<b>Method:</b> ethanol quant.M	<b>Sequence:</b> 4Dec18
<b>Instrument:</b> US14173023 CN14160045	<b>Analyst:</b> Adrian
<b>Data file:</b> C:\Chem32\1\Data\4Dec18\7.D	

Dissemination is restricted to Criminal Justice Agencies and authorized NCJ-C.J. agencies ONLY. Secondary dissemination to unauthorized agencies is PROHIBITED. Scottsdale City Prosecutor

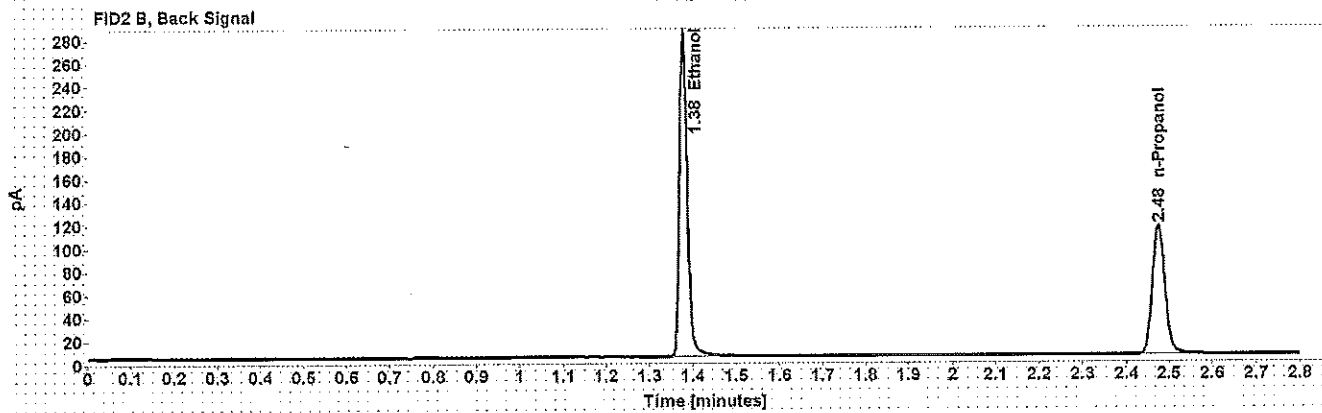
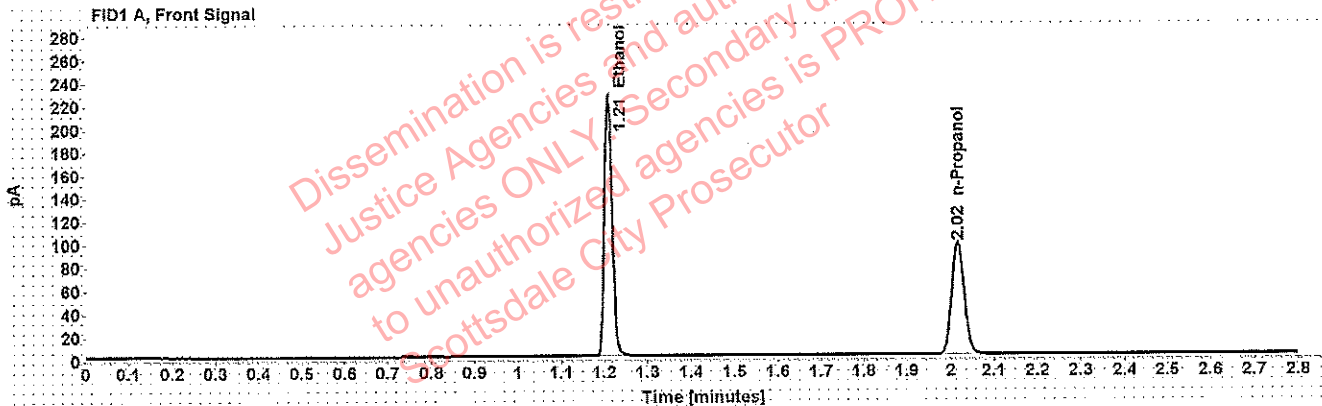


Table 1: FID 1 A (column DB-ALC1)

Compound	Amount (g/100mL)	Time (min)	Peak Area
>Ethanol	0.4172	1.210	286.869
n-Propanol	-----	2.017	192.484

Table 2: FID 2 B (column DB-ALC2)

Compound	Time (min)	Peak Area
Ethanol	1.378	354.746
n-Propanol	2.475	231.319

# Scottsdale Police Department Crime Lab Volatiles Analysis

WA

<b>Sample:</b> 0.040 Lipomed 09022015-A	<b>Item number:</b>
<b>Injection date:</b> 12/4/2018 10:38:12 AM	<b>Vial:</b> 8
<b>Method:</b> ethanol quant.M	<b>Sequence:</b> 4Dec18
<b>Instrument:</b> US14173023 CN14160045	<b>Analyst:</b> Adrian
<b>Data file:</b> C:\Chem32\1\Data\4Dec18\8.D	

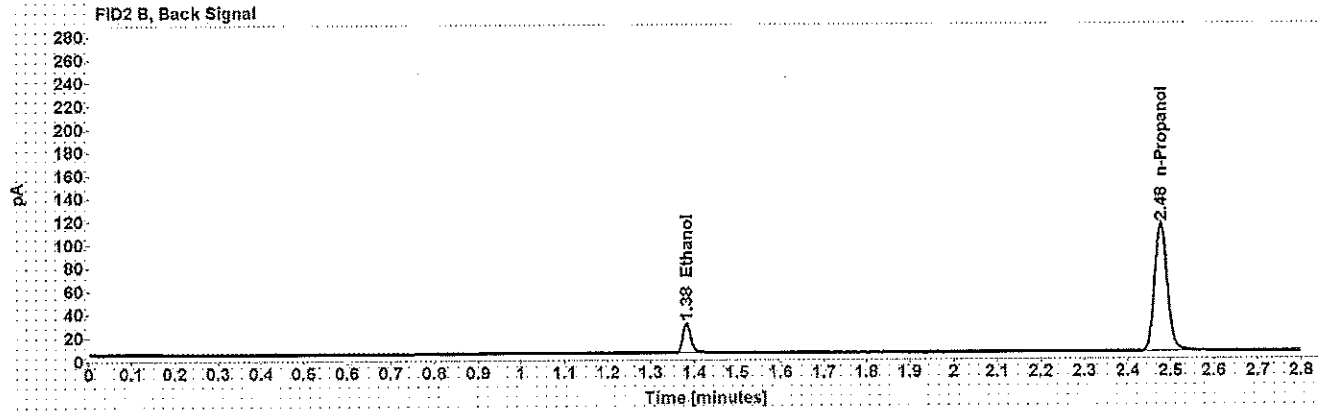
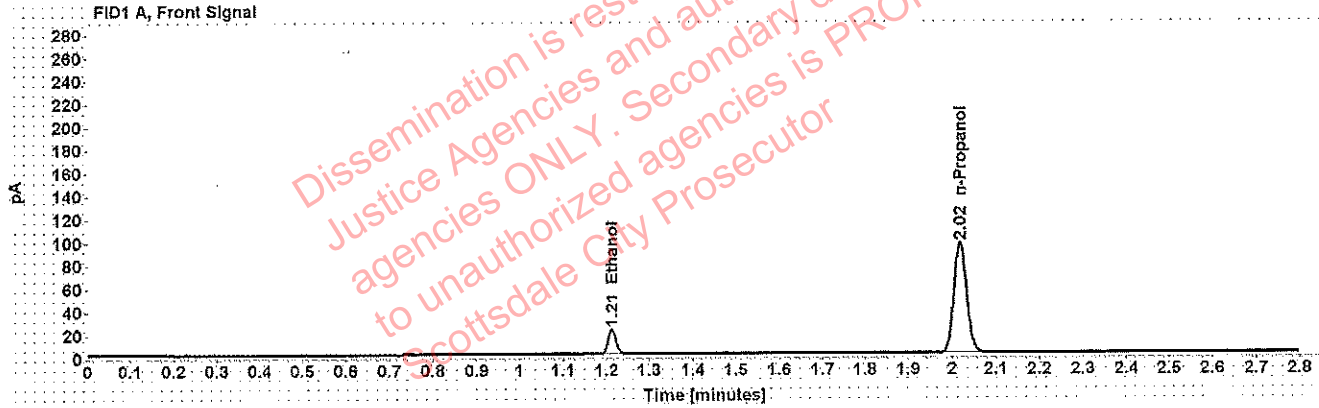


Table 1: FID 1 A (column DB-ALC1)

Compound	Amount (g/100mL)	Time (min)	Peak Area
>Ethanol	0.0418	1.213	27.672
n-Propanol	-----	2.018	190.229

Table 2: FID 2 B (column DB-ALC2)

Compound	Time (min)	Peak Area
Ethanol	1.382	33.725
n-Propanol	2.477	228.489

# Scottsdale Police Department Crime Lab Volatiles Analysis

WA

Sample: 0.198 ACQ 407041529/3	Item number:
Injection date: 12/4/2018 10:42:12 AM	Vial: 9
Method: ethanol quant.M	Sequence: 4Dec18
Instrument: US14173023 CN14160045	Analyst: Adrian
Data file: C:\Chem32\1\Data\4Dec18\9.D	

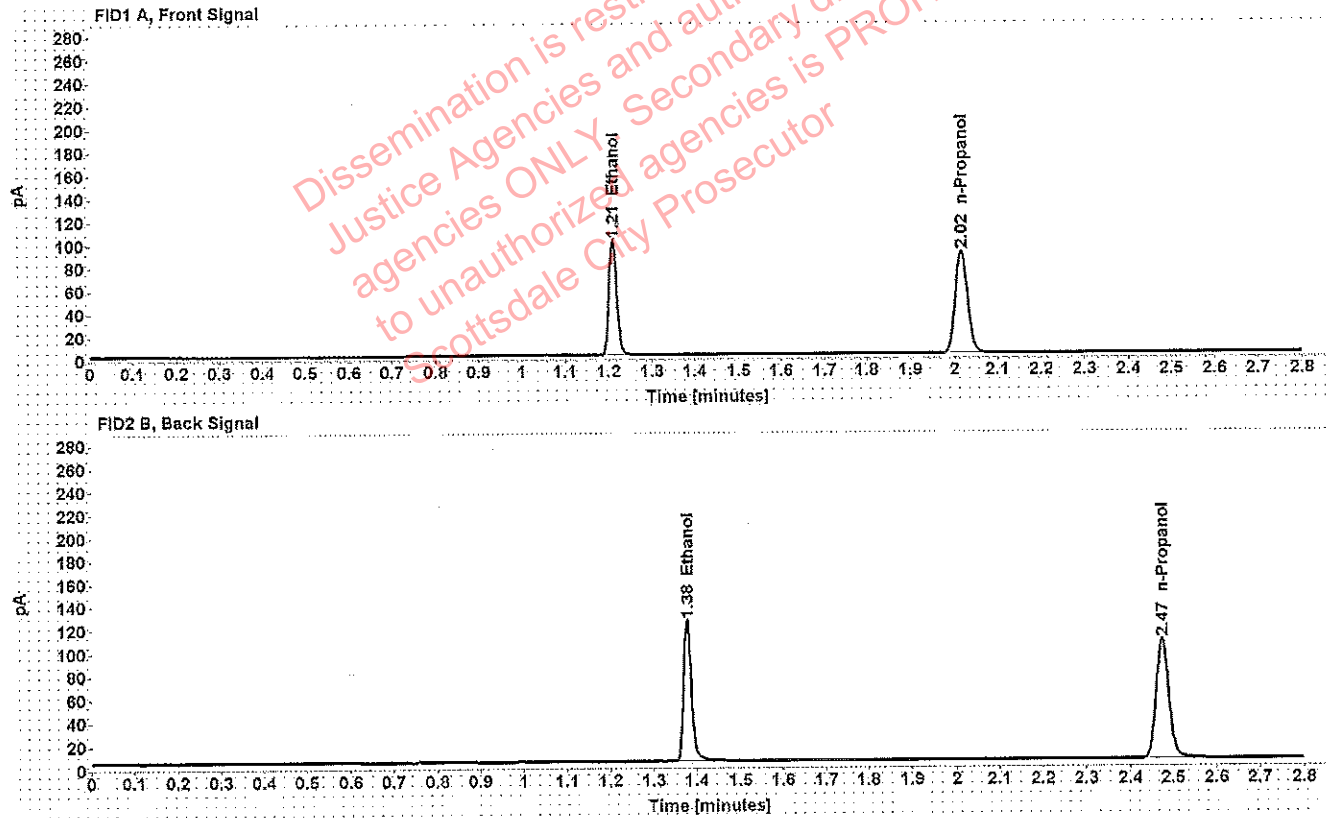


Table 1: FID 1 A (column DB-ALC1)

Compound	Amount (g/100mL)	Time (min)	Peak Area
>Ethanol	0.2013	1.210	127.304
n-Propanol	-----	2.016	177.599

Table 2: FID 2 B (column DB-ALC2)

Compound	Time (min)	Peak Area
Ethanol	1.378	156.188
n-Propanol	2.474	212.885

# Scottsdale Police Department Crime Lab Volatiles Analysis

WNA

<b>Sample:</b> 0.080 Lipomed 28082014-B	<b>Item number:</b>
<b>Injection date:</b> 12/4/2018 11:26:44 AM	<b>Vial:</b> 20
<b>Method:</b> ethanol quant.M	<b>Sequence:</b> 4Dec18
<b>Instrument:</b> US14173023 CN14160045	<b>Analyst:</b> Adrian
<b>Data file:</b> C:\Chem32\1\Data\4Dec18\20.D	

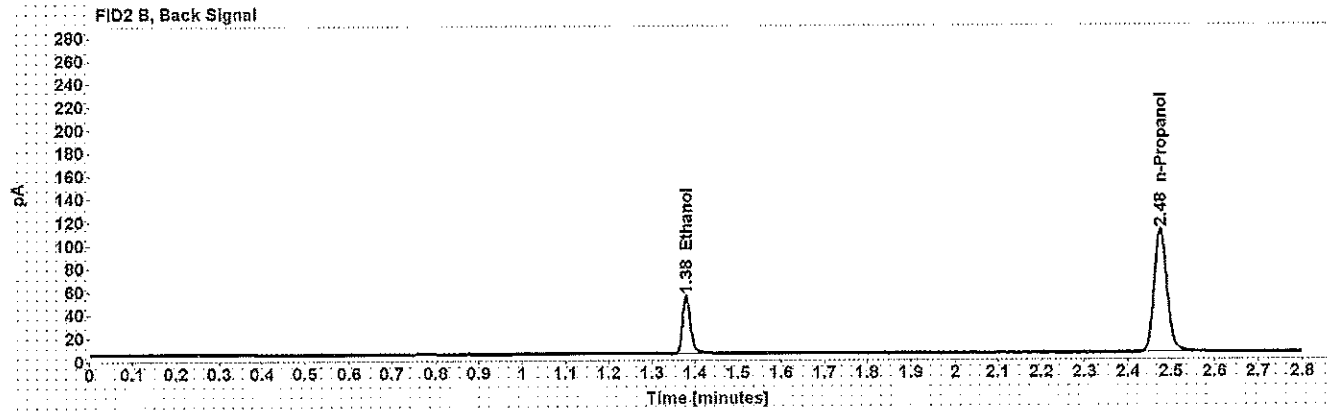
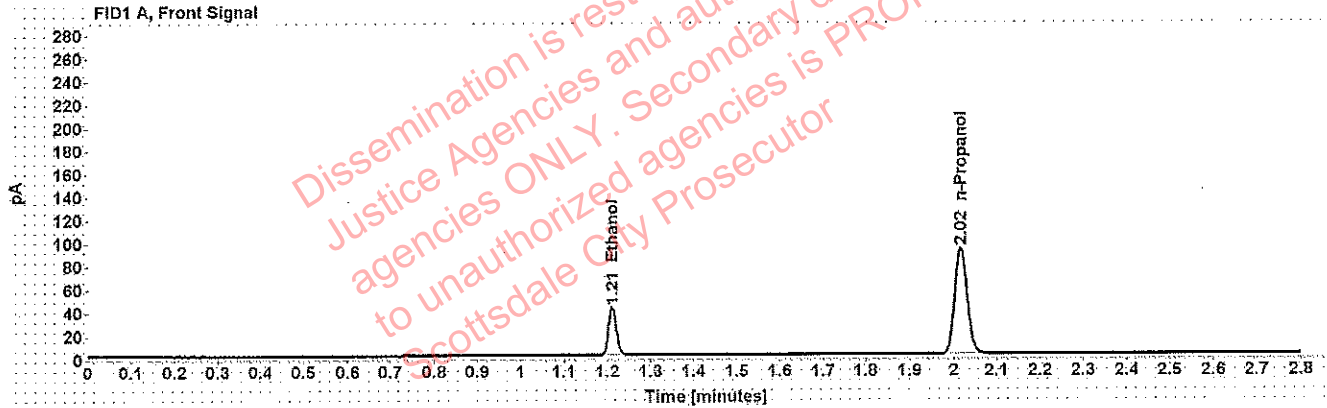


Table 1: FID 1 A (column DB-ALC1)

Compound	Amount (g/100mL)	Time (min)	Peak Area
>Ethanol	0.0820	1.211	52.942
n-Propanol	-----	2.017	182.840

Table 2: FID 2 B (column DB-ALC2)

Compound	Time (min)	Peak Area
Ethanol	1.380	64.390
n-Propanol	2.476	219.642

# Scottsdale Police Department Crime Lab Volatiles Analysis

WA

Sample: 0.150 Lipomed 09022015-C	Item number:
Injection date: 12/4/2018 12:11:15 PM	Vial: 31
Method: ethanol quant.M	Sequence: 4Dec18
Instrument: US14173023 CN14160045	Analyst: Adrian
Data file: C:\Chem32\1\Data\4Dec18\31.D	

Dissemination is restricted to Criminal Justice Agencies and authorized NCJ-C.J. agencies ONLY. Secondary dissemination to unauthorized agencies is PROHIBITED. Scottsdale City Prosecutor

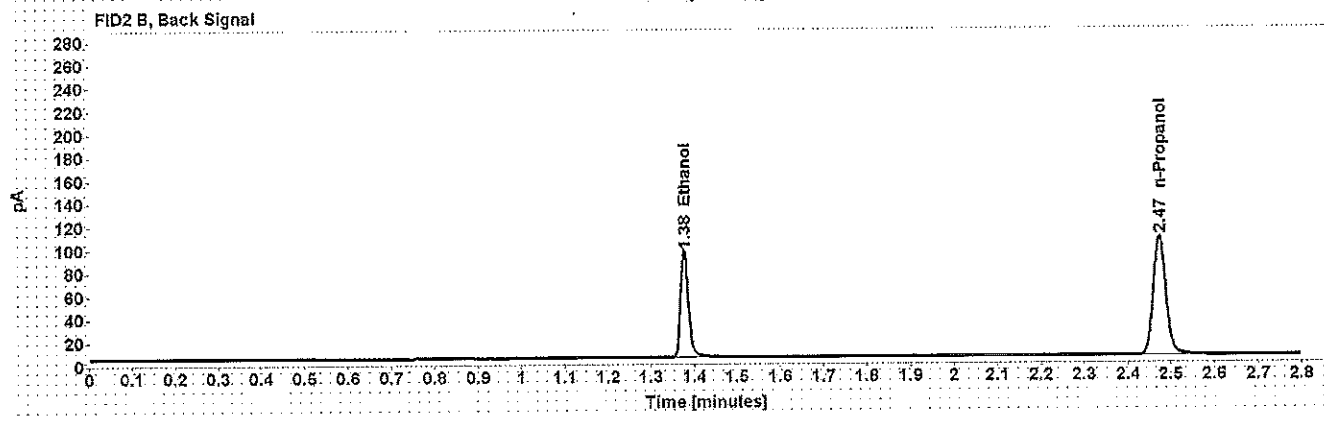
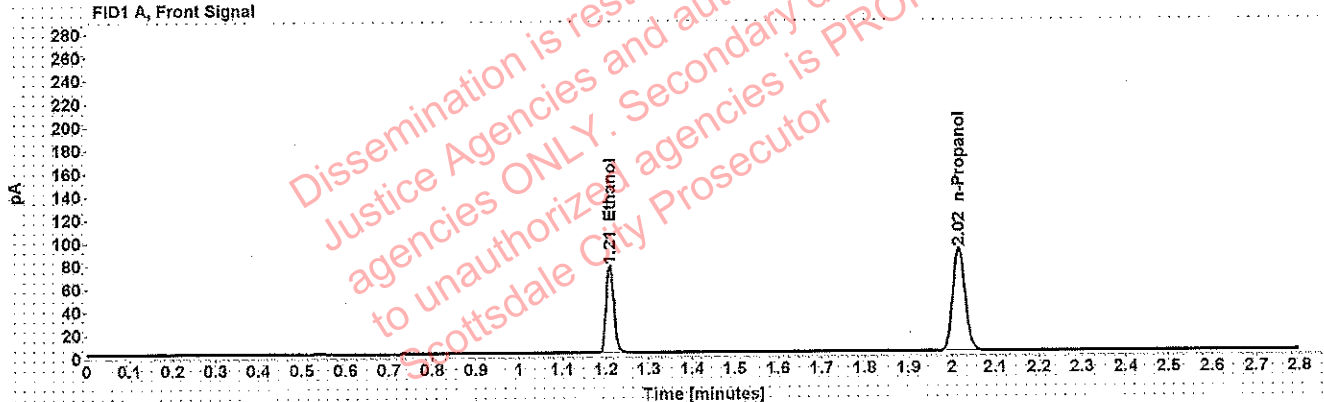


Table 1: FID 1 A (column DB-ALC1)

Compound	Amount (g/100mL)	Time (min)	Peak Area
>Ethanol	0.1527	1.209	96.507
n-Propanol	-----	2.016	177.805

Table 2: FID 2 B (column DB-ALC2)

Compound	Time (min)	Peak Area
Ethanol	1.377	118.680
n-Propanol	2.473	213.474

# Scottsdale Police Department Crime Lab Volatiles Analysis

WA

Sample: 0.198 ACQ 407041529/3	Item number:
Injection date: 12/4/2018 12:55:28 PM	Vial: 42
Method: ethanol quant.M	Sequence: 4Dec18
Instrument: US14173023 CN14160045	Analyst: Adrian
Data file: C:\Chem32\1\Data\4Dec18\42.D	

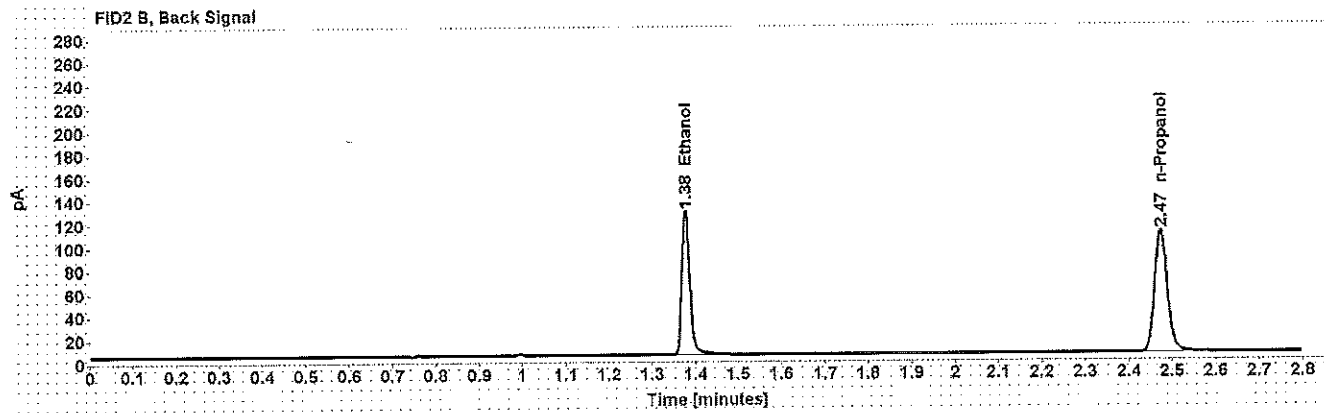
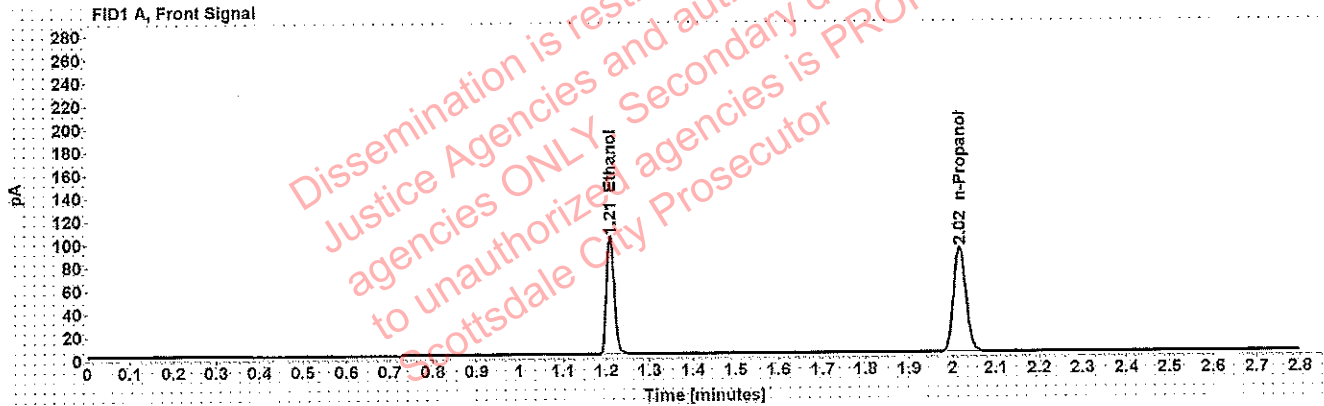


Table 1: FID 1 A (column DB-ALC1)

Compound	Amount (g/100mL)	Time (min)	Peak Area
>Ethanol	0.2009	1.209	129.701
n-Propanol	-----	2.016	181.303

Table 2: FID 2 B (column DB-ALC2)

Compound	Time (min)	Peak Area
Ethanol	1.377	159.924
n-Propanol	2.474	218.812

# Scottsdale Police Department Crime Lab Volatiles Analysis

<b>Sample:</b> 0.40 Lipomed 08012015-C	<b>Item number:</b>
<b>Injection date:</b> 12/4/2018 1:39:58 PM	<b>Vial:</b> 53
<b>Method:</b> ethanol quant.M	<b>Sequence:</b> 4Dec18
<b>Instrument:</b> US14173023 CN14160045	<b>Analyst:</b> Adrian
<b>Data file:</b> C:\Chem32\1\Data\4Dec18\53.D	

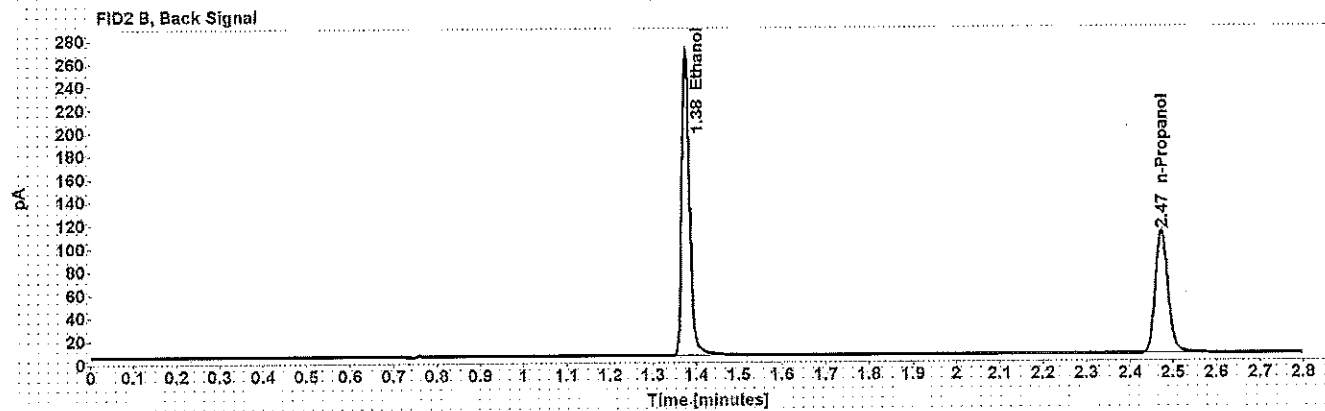
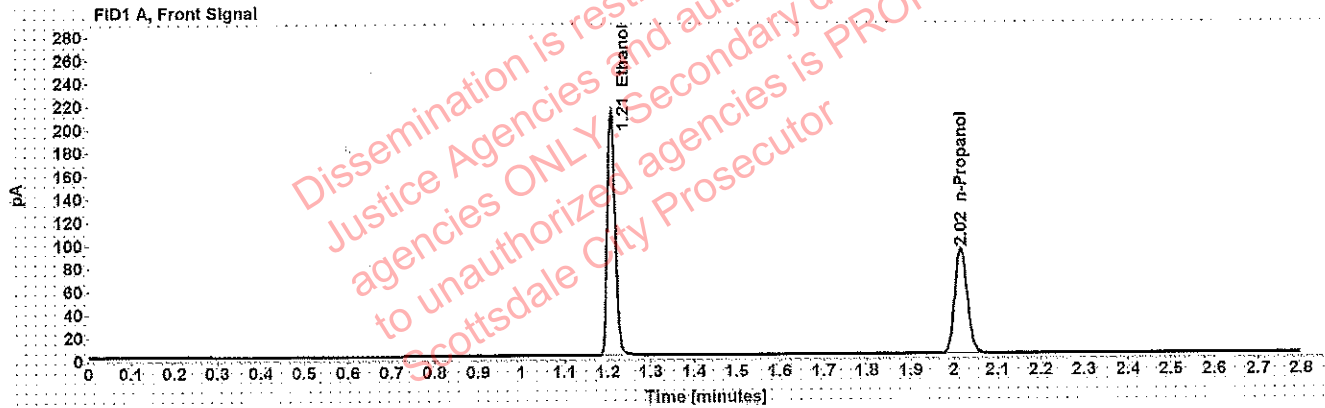


Table 1: FID 1 A (column DB-ALC1)

Compound	Amount (g/100mL)	Time (min)	Peak Area
>Ethanol	0.4113	1.209	267.184
n-Propanol	-----	2.016	181.867

Table 2: FID 2 B (column DB-ALC2)

Compound	Time (min)	Peak Area
Ethanol	1.377	332.080
n-Propanol	2.474	220.250

# Scottsdale Police Department Crime Lab Volatiles Analysis

WA

<b>Sample:</b> 0.04 Lipomed 09022015-A	<b>Item number:</b>
<b>Injection date:</b> 12/4/2018 1:43:59 PM	<b>Vial:</b> 54
<b>Method:</b> ethanol quant.M	<b>Sequence:</b> 4Dec18
<b>Instrument:</b> US14173023 CN14160045	<b>Analyst:</b> Adrian
<b>Data file:</b> C:\Chem32\1\Data\4Dec18\54.D	

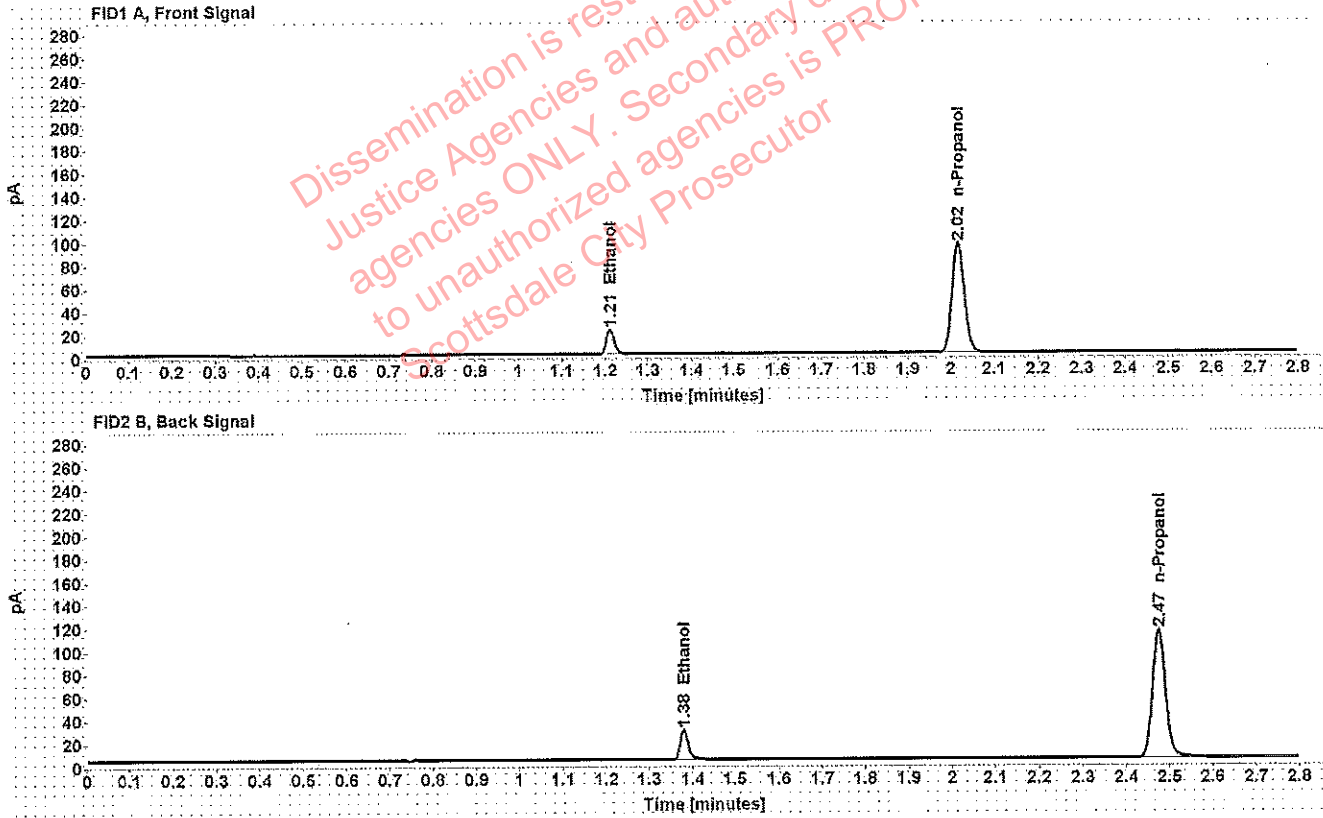


Table 1: FID 1 A (column DB-ALC1)

Compound	Amount (g/100mL)	Time (min)	Peak Area
>Ethanol	0.0415	1.212	27.418
n-Propanol	-----	2.016	189.834

Table 2: FID 2 B (column DB-ALC2)

Compound	Time (min)	Peak Area
Ethanol	1.379	33.463
n-Propanol	2.475	229.552



# Scottsdale Police Department Crime Lab Volatiles Analysis

WA

Sample: 0.198 ACQ 407041529/3	Item number:
Injection date: 12/4/2018 1:48:13 PM	Vial: 55
Method: ethanol quant.M	Sequence: 4Dec18
Instrument: US14173023 CN14160045	Analyst: Adrian
Data file: C:\Chem32\1\Data\4Dec18\55.D	

Dissemination is restricted to Criminal Justice Agencies and authorized ONLY to unauthorized agencies is PROHIBITED  
 Scottsdale City Prosecutor

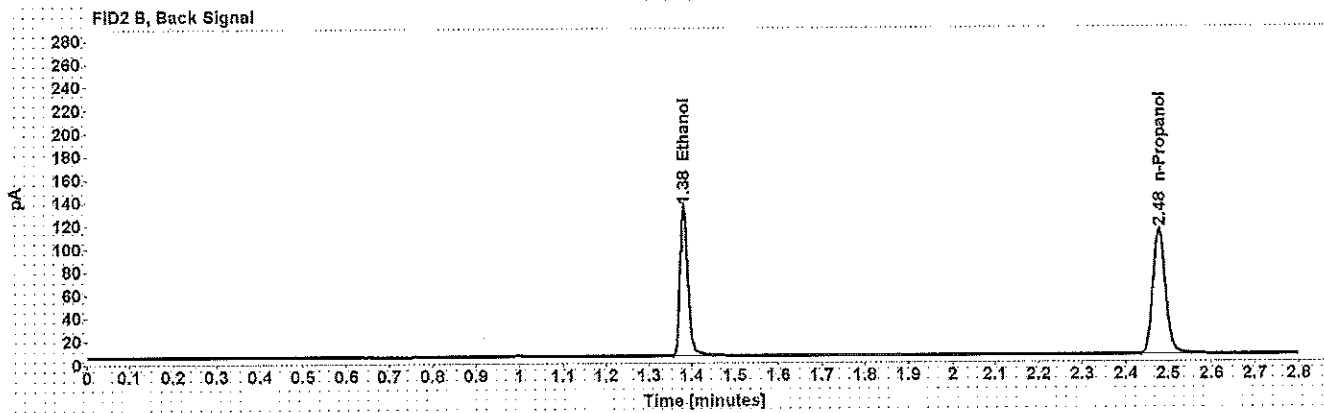
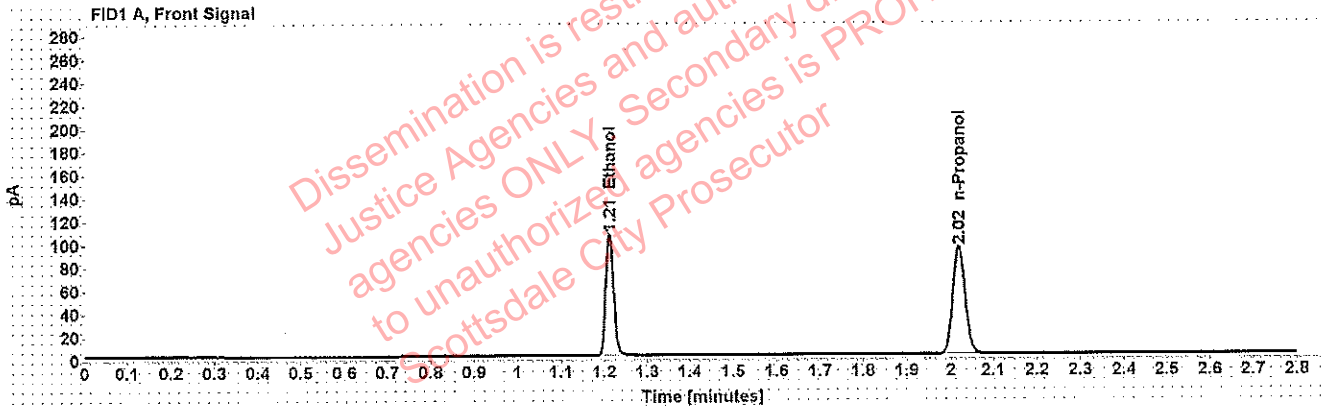


Table 1: FID 1 A (column DB-ALC1)

Compound	Amount (g/100mL)	Time (min)	Peak Area
>Ethanol	0.2053	1.212	135.926
n-Propanol	-----	2.019	185.952

Table 2: FID 2 B (column DB-ALC2)

Compound	Time (min)	Peak Area
Ethanol	1.382	167.647
n-Propanol	2.478	225.206

# Scottsdale Police Department Crime Lab Volatiles Analysis

WA

<b>Sample:</b> blank 081418	<b>Item number:</b>
<b>Injection date:</b> 12/4/2018 1:52:12 PM	<b>Vial:</b> 56
<b>Method:</b> ethanol quant.M	<b>Sequence:</b> 4Dec18
<b>Instrument:</b> US14173023 CN14160045	<b>Analyst:</b> Adrian
<b>Data file:</b> C:\Chem32\1\Data\4Dec18\56.D	

Dissemination is restricted to Criminal Justice Agencies and authorized NCJ-C.J. agencies ONLY. Secondary dissemination to unauthorized agencies is PROHIBITED. Scottsdale City Prosecutor

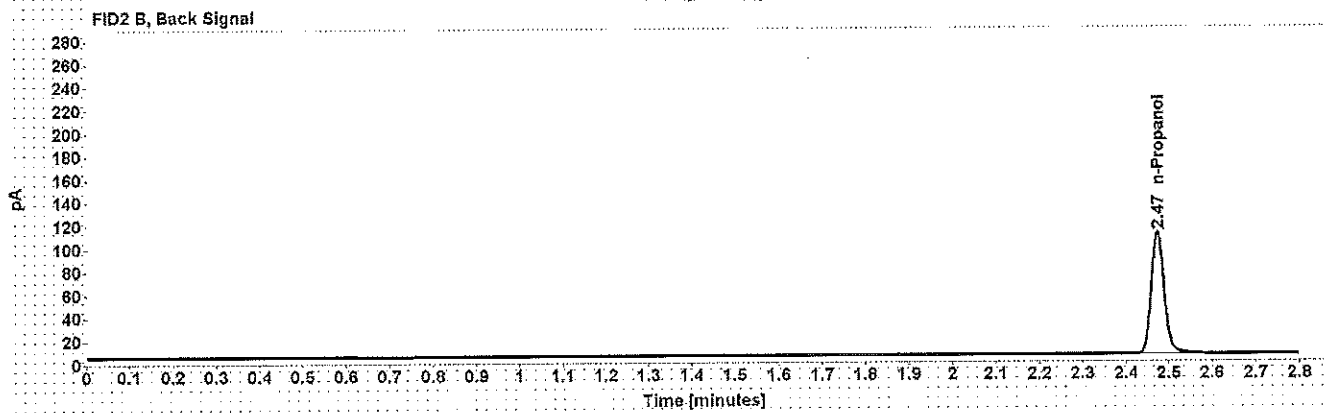
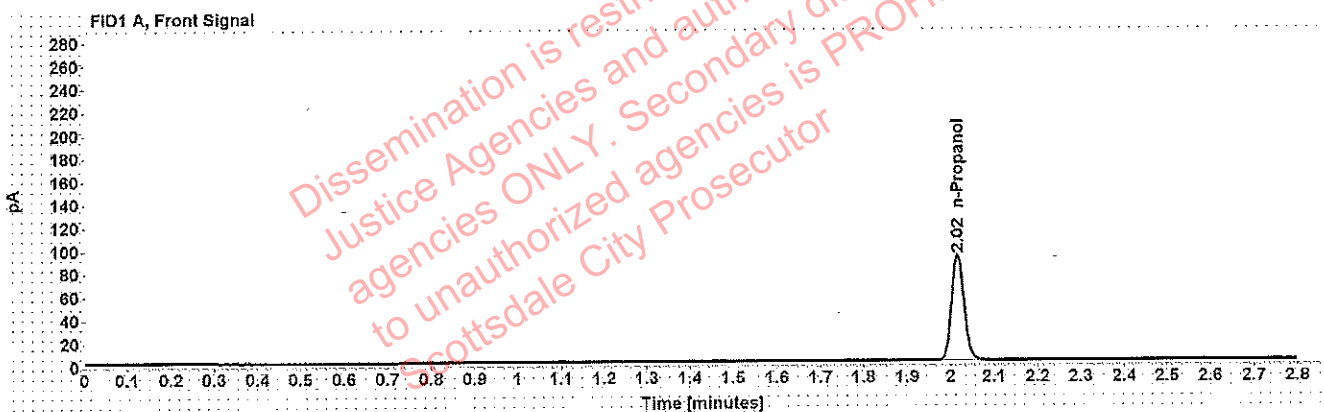


Table 1: FID 1 A (column DB-ALC1)

Compound	Amount (g/100mL)	Time (min)	Peak Area
n-Propanol	-----	2.016	182.233

Table 2: FID 2 B (column DB-ALC2)

Compound	Time (min)	Peak Area
n-Propanol	2.474	220.416

# Sequence Summary

**Sequence name:** 4Dec18      **Instrument:** US14173023 CN14160045      **Analyst:** Adrian

Vial	Sample	Type	Item Number	Method
1	0.020 Cerilliant FN03241604	Calibration		ethanol quant.M
2	0.100 Cerilliant FN06181501	Calibration		ethanol quant.M
3	0.200 Cerilliant FN07201502	Calibration		ethanol quant.M
4	0.400 Cerilliant FN11191402	Calibration		ethanol quant.M
5	blank 081418	Control		ethanol quant.M
6	volatiles mix 020917 WLA	Control		ethanol quant.M
7	0.400 Lipomed 08012015-C	Control		ethanol quant.M
8	0.040 Lipomed 09022015-A	Control		ethanol quant.M
9	0.198 ACQ 407041529/3	Control		ethanol quant.M
10	[REDACTED]	Sample	1223607	ethanol quant.M
11	[REDACTED]	Sample	1223607	ethanol quant.M
12	[REDACTED]	Sample	1232571	ethanol quant.M
13	[REDACTED]	Sample	1232571	ethanol quant.M
14	[REDACTED]	Sample	1245051	ethanol quant.M
15	[REDACTED]	Sample	1245051	ethanol quant.M
16	[REDACTED]	Sample	1244738	ethanol quant.M
17	[REDACTED]	Sample	1244738	ethanol quant.M
18	[REDACTED]	Sample	1242726	ethanol quant.M
19	[REDACTED]	Sample	1242726	ethanol quant.M
20	0.080 Lipomed 28082014-B	Control		ethanol quant.M
21	[REDACTED]	Sample	1243386	ethanol quant.M
22	[REDACTED]	Sample	1243386	ethanol quant.M
23	[REDACTED]	Sample	1243207	ethanol quant.M
24	[REDACTED]	Sample	1243207	ethanol quant.M
25	[REDACTED]	Sample	1243038	ethanol quant.M
26	[REDACTED]	Sample	1243038	ethanol quant.M
27	[REDACTED]	Sample	1242925	ethanol quant.M
28	[REDACTED]	Sample	1242925	ethanol quant.M
29	[REDACTED]	Sample	1244137	ethanol quant.M
30	[REDACTED]	Sample	1244137	ethanol quant.M
31	0.150 Lipomed 09022015-C	Control		ethanol quant.M
32	[REDACTED]	Sample	1243189	ethanol quant.M
33	[REDACTED]	Sample	1243189	ethanol quant.M
34	[REDACTED]	Sample	1246126	ethanol quant.M
35	[REDACTED]	Sample	1246126	ethanol quant.M
36	[REDACTED]	Sample	1246099	ethanol quant.M
37	[REDACTED]	Sample	1246099	ethanol quant.M
38	[REDACTED]	Sample	221-01A	ethanol quant.M
39	[REDACTED]	Sample	221-01A	ethanol quant.M
40	[REDACTED]	Sample	312-01A	ethanol quant.M
41	[REDACTED]	Sample	312-01A	ethanol quant.M
42	0.198 ACQ 407041529/3	Control		ethanol quant.M
43	[REDACTED]	Sample	72-01A	ethanol quant.M
44	[REDACTED]	Sample	72-01A	ethanol quant.M
45	[REDACTED]	Sample	310-01A	ethanol quant.M
46	[REDACTED]	Sample	310-01A	ethanol quant.M
47	[REDACTED]	Sample	1246540	ethanol quant.M

Dissemination is restricted to Criminal Justice Agencies and authorized agencies only. Secondary dissemination to unauthorized agencies is PROHIBITED. Scottsdale City Prosecutor

WJA

# Sequence Summary

4 Dec 18

WA

48		Sample	1246540	ethanol quant.M
49		Sample	1245573	ethanol quant.M
50		Sample	1245573	ethanol quant.M
51		Sample	1246485	ethanol quant.M
52		Sample	1246485	ethanol quant.M
53	0.40 Lipomed 08012015-C	Control		ethanol quant.M
54	0.04 Lipomed 09022015-A	Control		ethanol quant.M
55	0.198 ACQ 407041529/3	Control		ethanol quant.M
56	blank 081418	Control		ethanol quant.M

Dissemination is restricted to Criminal Justice Agencies and authorized agencies ONLY. Secondary dissemination to unauthorized agencies is PROHIBITED.  
Scottsdale City Prosecutor

# Scottsdale Police Department Crime Laboratory Summary of Cases

SEQUENCE NAME: 4Dec18

ANALYST: Adrian WA

Vials	Test 1 (g/dL)	Test 2 (g/dL)	Mean (g/dL)	Percent Difference*	Absolute Difference (g/dL)*
10 11	0.0830	0.0848	0.08390	1.07	0.00090
12 13	0.0919	0.0936	0.09275	0.92	0.00085
14 15	0.1714	0.1739	0.17265	0.72	0.00125
16 17	0.1433	0.1443	0.14380	0.35	0.00050
18 19	0.2348	0.2322	0.23350	0.56	0.00130
21 22	0.2141	0.2159	0.21500	0.42	0.00090
23 24	0.2107	0.2132	0.21195	0.59	0.00125
25 26	0.1050	0.1048	0.10490	0.10	0.00010
27 28	0.2400	0.2405	0.24025	0.10	0.00025
29 30	0.2172	0.2177	0.21745	0.11	0.00025
32 33	0.2180	0.2162	0.21710	0.41	0.00090
34 35	0.1134	0.1101	0.11175	1.48	0.00165
36 37	0.0864	0.0865	0.08645	0.06	0.00005
38 39	0.1809	0.1794	0.18015	0.42	0.00075
40 41	0.1003	0.0995	0.09990	0.40	0.00040
43 44	0.1392	0.1429	0.14105	1.31	0.00185
45 46	0.1555	0.1576	0.15655	0.67	0.00105
47 48	0.1070	0.1081	0.10755	0.51	0.00055
49 50	0.1065	0.1059	0.10620	0.28	0.00030
51 52	0.3110	0.3077	0.30935	0.53	0.00165

\*Calculated differences are differences from the mean of the two results.

## Scottsdale Police Department Crime Lab Volatiles Analysis

Sample: [REDACTED]	Item number: 1223607
Injection date: 12/4/2018 10:46:14 AM	Vial: 10
Method: ethanol quant.M	Sequence: 4Dec18
Instrument: US14173023 CN14160045	Analyst: Adrian
Data file: C:\Chem32\1\Data\4Dec18\10.D	

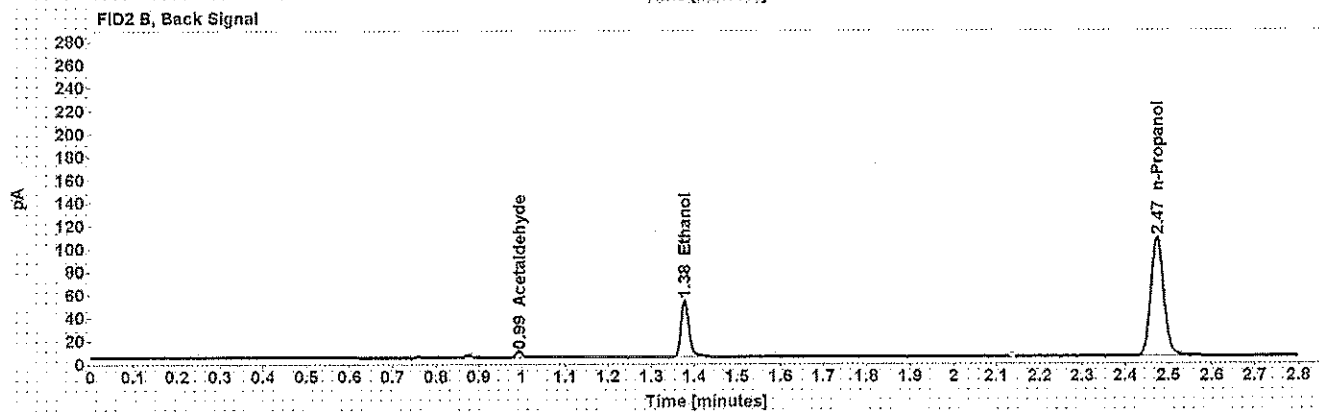
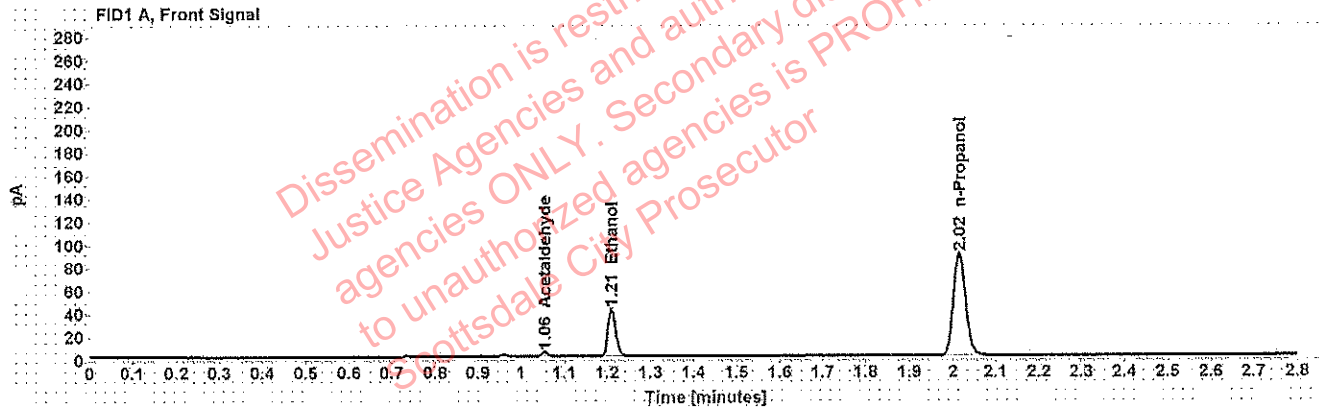


Table 1: FID 1 A (column DB-ALC1)

Compound	Amount (g/100mL)	Time (min)	Peak Area
Acetaldehyde	-----	1.055	3.982
>Ethanol	0.0830	1.210	52.185
n-Propanol	-----	2.016	178.067

Table 2: FID 2 B (column DB-ALC2)

Compound	Time (min)	Peak Area
Acetaldehyde	0.995	5.254
Ethanol	1.377	63.318
n-Propanol	2.473	213.733

## Scottsdale Police Department Crime Lab Volatiles Analysis

<b>Sample:</b> [REDACTED]	<b>Item number:</b> 1223607
<b>Injection date:</b> 12/4/2018 10:50:12 AM	<b>Vial:</b> 11
<b>Method:</b> ethanol quant.M	<b>Sequence:</b> 4Dec18
<b>Instrument:</b> US14173023 CN14160045	<b>Analyst:</b> Adrian
<b>Data file:</b> C:\Chem32\1\Data\4Dec18\11.D	

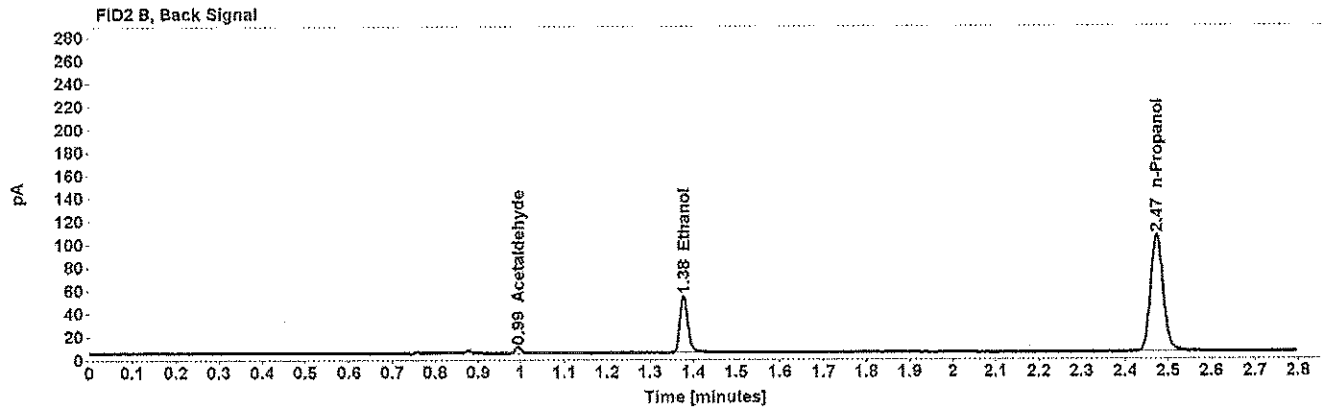
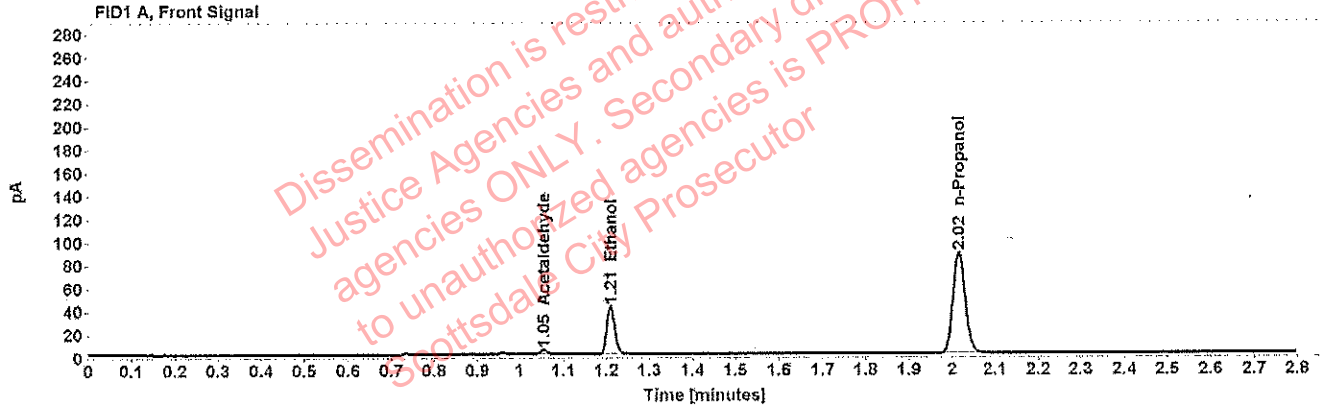


Table 1: FID 1 A (column DB-ALC1)

Compound	Amount (g/100mL)	Time (min)	Peak Area
Acetaldehyde	-----	1.055	3.952
>Ethanol	0.0848	1.210	52.311
n-Propanol	-----	2.015	174.594

Table 2: FID 2 B (column DB-ALC2)

Compound	Time (min)	Peak Area
Acetaldehyde	0.994	5.203
Ethanol	1.377	63.254
n-Propanol	2.473	209.425

## Scottsdale Police Department Crime Lab Volatiles Analysis

Sample: ██████████	Item number: 1232571
Injection date: 12/4/2018 10:54:12 AM	Vial: 12
Method: ethanol quant.M	Sequence: 4Dec18
Instrument: US14173023 CN14160045	Analyst: Adrian
Data file: C:\Chem32\1\Data\4Dec18\12.D	

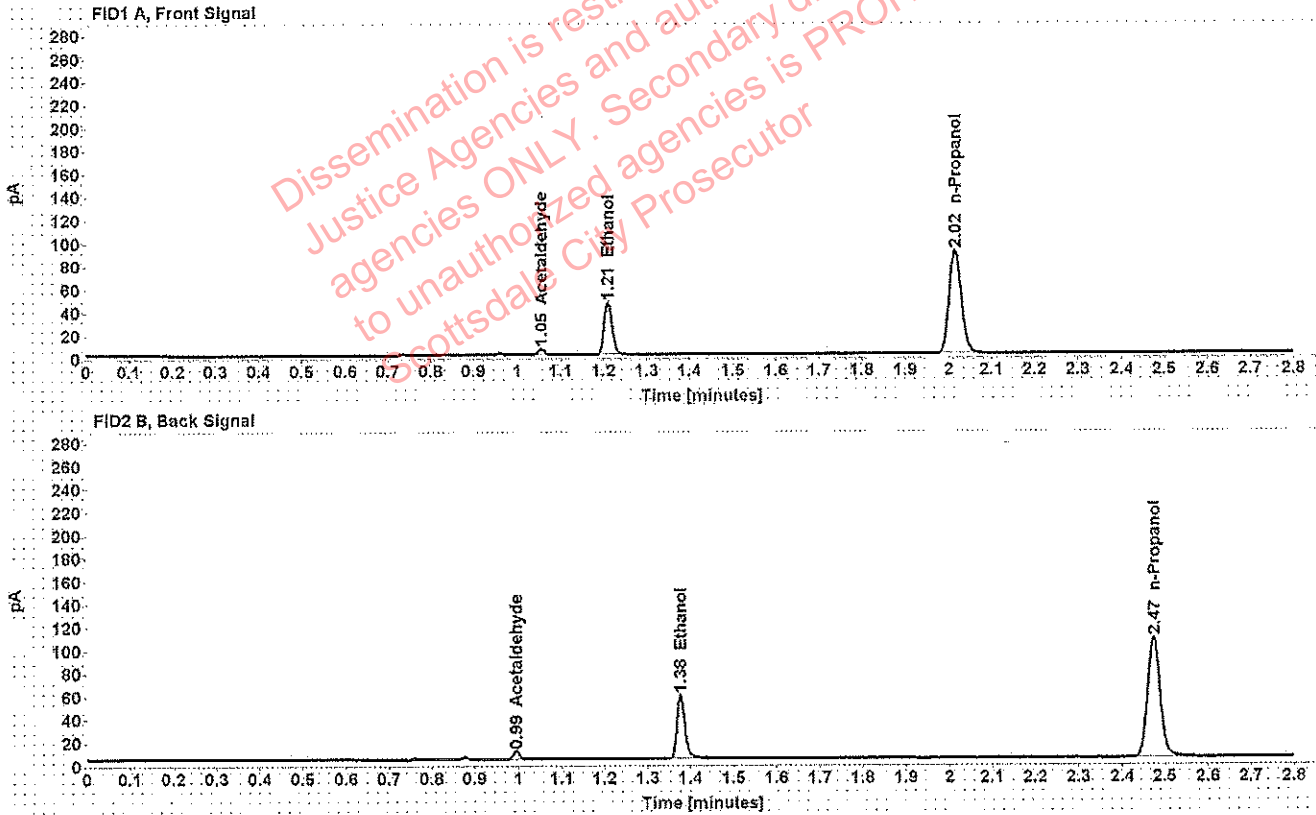


Table 1: FID 1 A (column DB-ALC1)

Compound	Amount (g/100mL)	Time (min)	Peak Area
Acetaldehyde	-----	1.055	5.259
>Ethanol	0.0919	1.210	58.059
n-Propanol	-----	2.016	178.798

Table 2: FID 2 B (column DB-ALC2)

Compound	Time (min)	Peak Area
Acetaldehyde	0.995	6.903
Ethanol	1.377	70.327
n-Propanol	2.473	214.260



## Scottsdale Police Department Crime Lab Volatiles Analysis

Sample: [REDACTED]	Item number: 1232571
Injection date: 12/4/2018 10:58:28 AM	Vial: 13
Method: ethanol quant.M	Sequence: 4Dec18
Instrument: US14173023 CN14160045	Analyst: Adrian
Data file: C:\Chem32\1\Data\4Dec18\13.D	

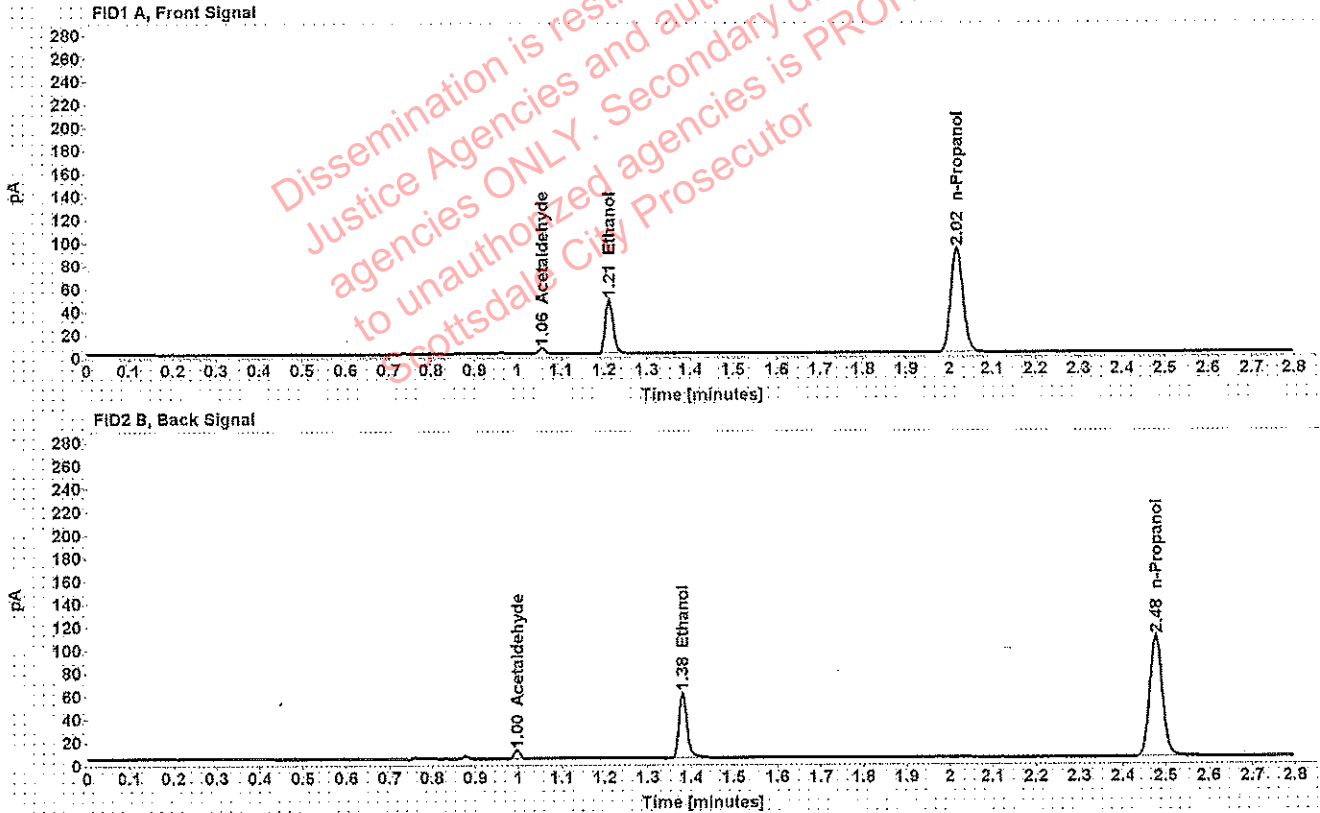


Table 1: FID 1 A (column DB-ALC1)

Compound	Amount (g/100mL)	Time (min)	Peak Area
Acetaldehyde	-----	1.056	5.187
>Ethanol	0.0936	1.212	60.199
n-Propanol	-----	2.018	181.792

Table 2: FID 2 B (column DB-ALC2)

Compound	Time (min)	Peak Area
Acetaldehyde	0.996	6.763
Ethanol	1.381	72.561
n-Propanol	2.477	217.812

## Scottsdale Police Department Crime Lab Volatiles Analysis

Sample: [REDACTED]	Item number: 1245051
Injection date: 12/4/2018 11:02:29 AM	Vial: 14
Method: ethanol quant.M	Sequence: 4Dec18
Instrument: US14173023 CN14160045	Analyst: Adrian
Data file: C:\Chem32\1\Data\4Dec18\14.D	

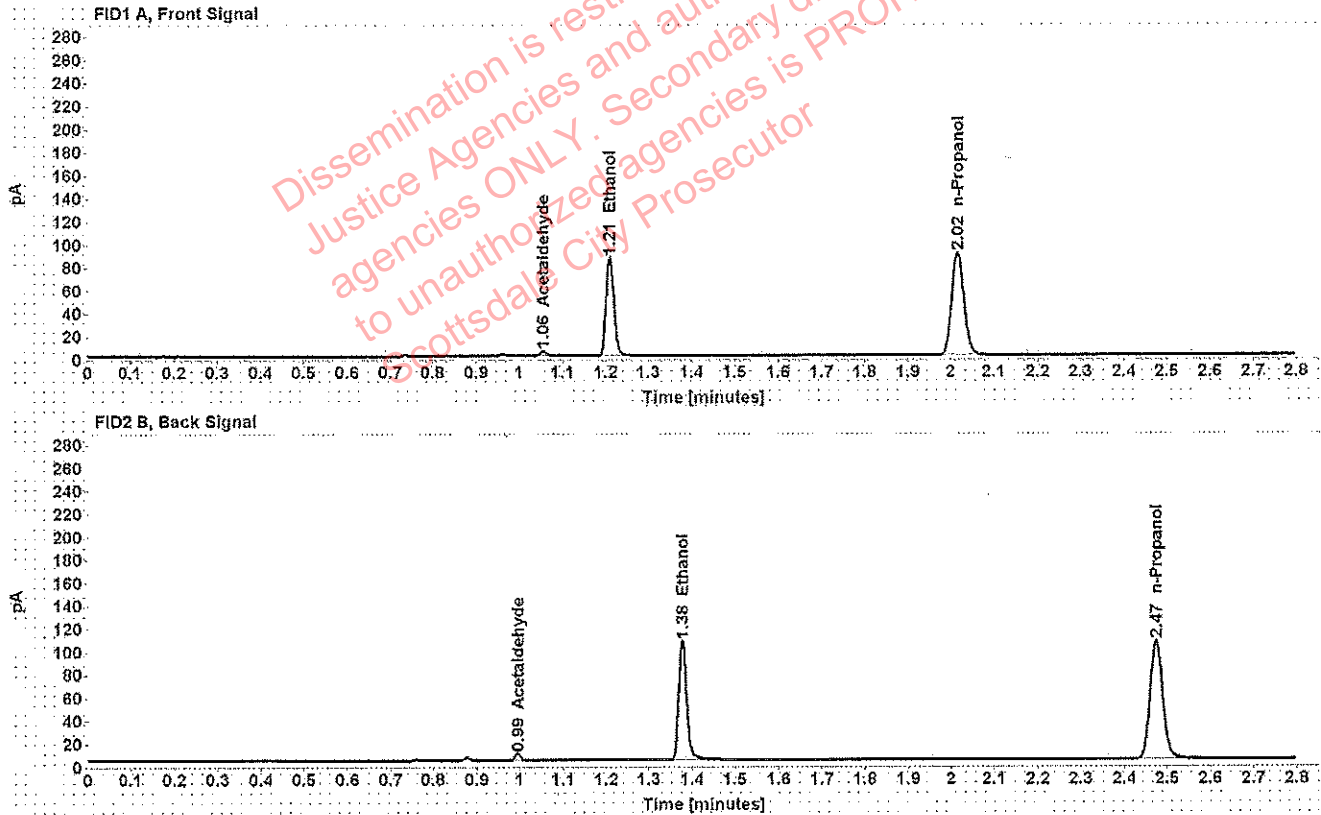


Table 1: FID 1 A (column DB-ALC1)

Compound	Amount (g/100mL)	Time (min)	Peak Area
Acetaldehyde	-----	1.055	4.100
>Ethanol	0.1714	1.210	108.711
n-Propanol	-----	2.016	178.285

Table 2: FID 2 B (column DB-ALC2)

Compound	Time (min)	Peak Area
Acetaldehyde	0.995	5.410
Ethanol	1.378	133.259
n-Propanol	2.474	213.663

## Scottsdale Police Department Crime Lab Volatiles Analysis

<b>Sample:</b> [REDACTED]	<b>Item number:</b> 1245051
<b>Injection date:</b> 12/4/2018 11:06:28 AM	<b>Vial:</b> 15
<b>Method:</b> ethanol quant.M	<b>Sequence:</b> 4Dec18
<b>Instrument:</b> US14173023 CN14160045	<b>Analyst:</b> Adrian
<b>Data file:</b> C:\Chem32\1\Data\4Dec18\15.D	

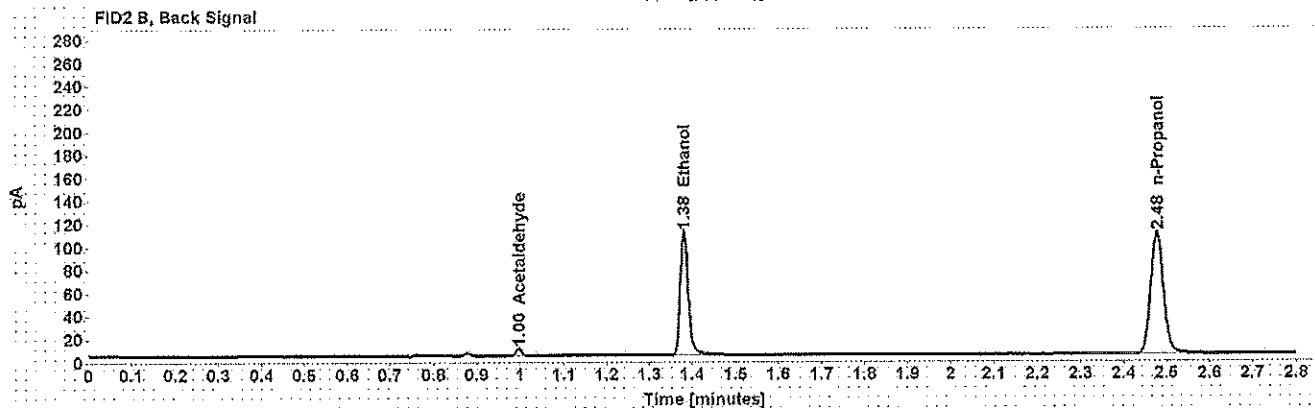
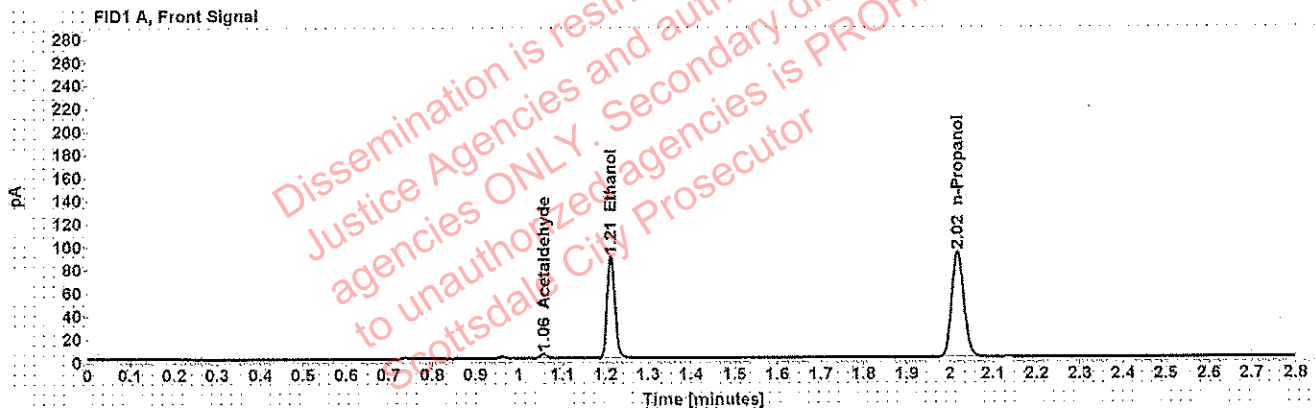


Table 1: FID 1 A (column DB-ALC1)

Compound	Amount (g/100mL)	Time (min)	Peak Area
Acetaldehyde	-----	1.056	4.069
>Ethanol	0.1739	1.212	113.006
n-Propanol	-----	2.018	182.695

Table 2: FID 2 B (column DB-ALC2)

Compound	Time (min)	Peak Area
Acetaldehyde	0.997	5.341
Ethanol	1.381	138.660
n-Propanol	2.476	219.219

## Scottsdale Police Department Crime Lab Volatiles Analysis

Sample: [REDACTED]	Item number: 1244738
Injection date: 12/4/2018 11:10:30 AM	Vial: 16
Method: ethanol quant.M	Sequence: 4Dec18
Instrument: US14173023 CN14160045	Analyst: Adrian
Data file: C:\Chem32\1\Data\4Dec18\16.D	

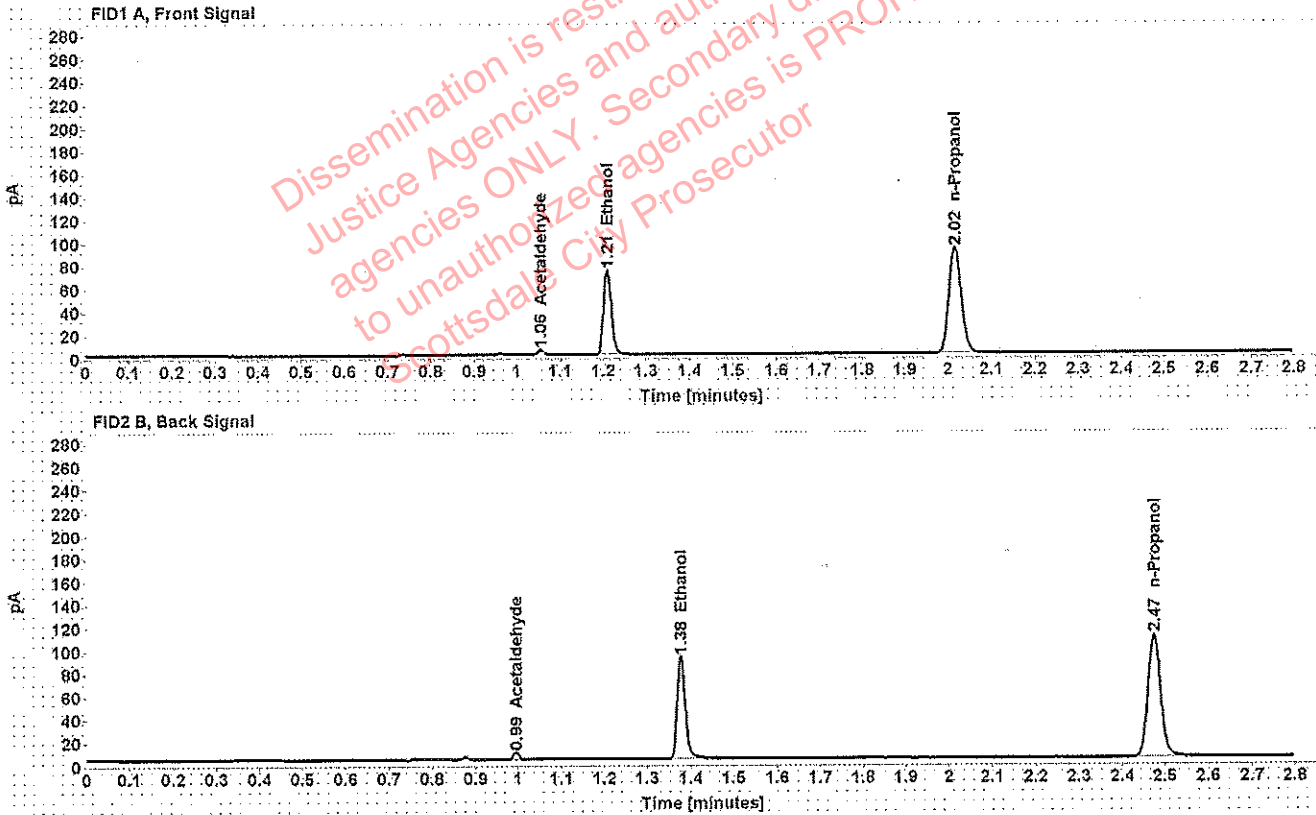


Table 1: FID 1 A (column DB-ALC1)

Compound	Amount (g/100mL)	Time (min)	Peak Area
Acetaldehyde	-----	1.055	4.243
>Ethanol	0.1433	1.210	93.450
n-Propanol	-----	2.016	183.557

Table 2: FID 2 B (column DB-ALC2)

Compound	Time (min)	Peak Area
Acetaldehyde	0.995	5.588
Ethanol	1.378	114.523
n-Propanol	2.474	220.756

## Scottsdale Police Department Crime Lab Volatiles Analysis

<b>Sample:</b> [REDACTED]	<b>Item number:</b> 1244738
<b>Injection date:</b> 12/4/2018 11:14:27 AM	<b>Vial:</b> 17
<b>Method:</b> ethanol quant.M	<b>Sequence:</b> 4Dec18
<b>Instrument:</b> US14173023 CN14160045	<b>Analyst:</b> Adrian
<b>Data file:</b> C:\Chem32\1\Data\4Dec18\17.D	

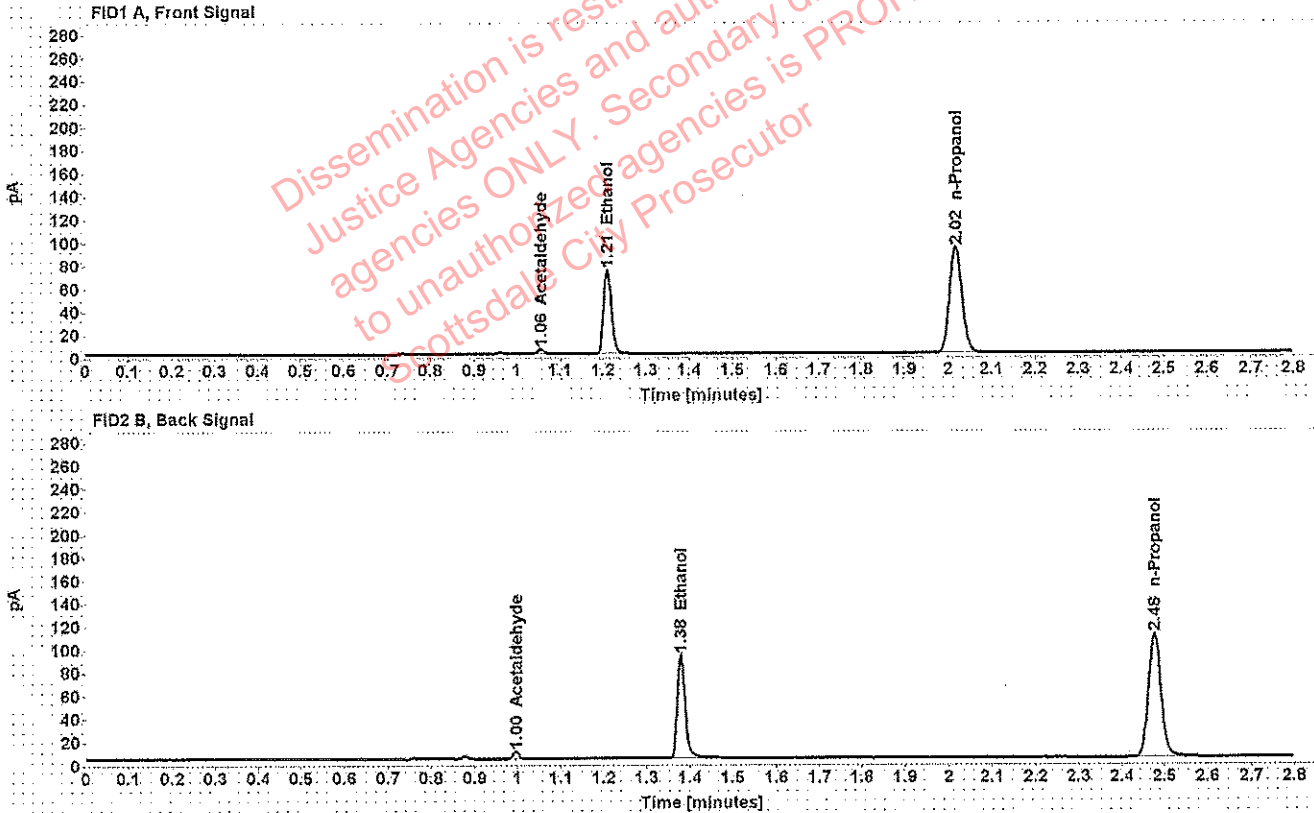


Table 1: FID 1 A (column DB-ALC1)

Compound	Amount (g/100mL)	Time (min)	Peak Area
Acetaldehyde	-----	1.056	4.305
>Ethanol	0.1443	1.211	94.350
n-Propanol	-----	2.017	184.005

Table 2: FID 2 B (column DB-ALC2)

Compound	Time (min)	Peak Area
Acetaldehyde	0.996	5.617
Ethanol	1.380	115.596
n-Propanol	2.476	221.004

## Scottsdale Police Department Crime Lab Volatiles Analysis

Sample: [REDACTED]	Item number: 1242726
Injection date: 12/4/2018 11:18:27 AM	Vial: 18
Method: ethanol quant.M	Sequence: 4Dec18
Instrument: US14173023 CN14160045	Analyst: Adrian
Data file: C:\Chem32\1\Data\4Dec18\18.D	

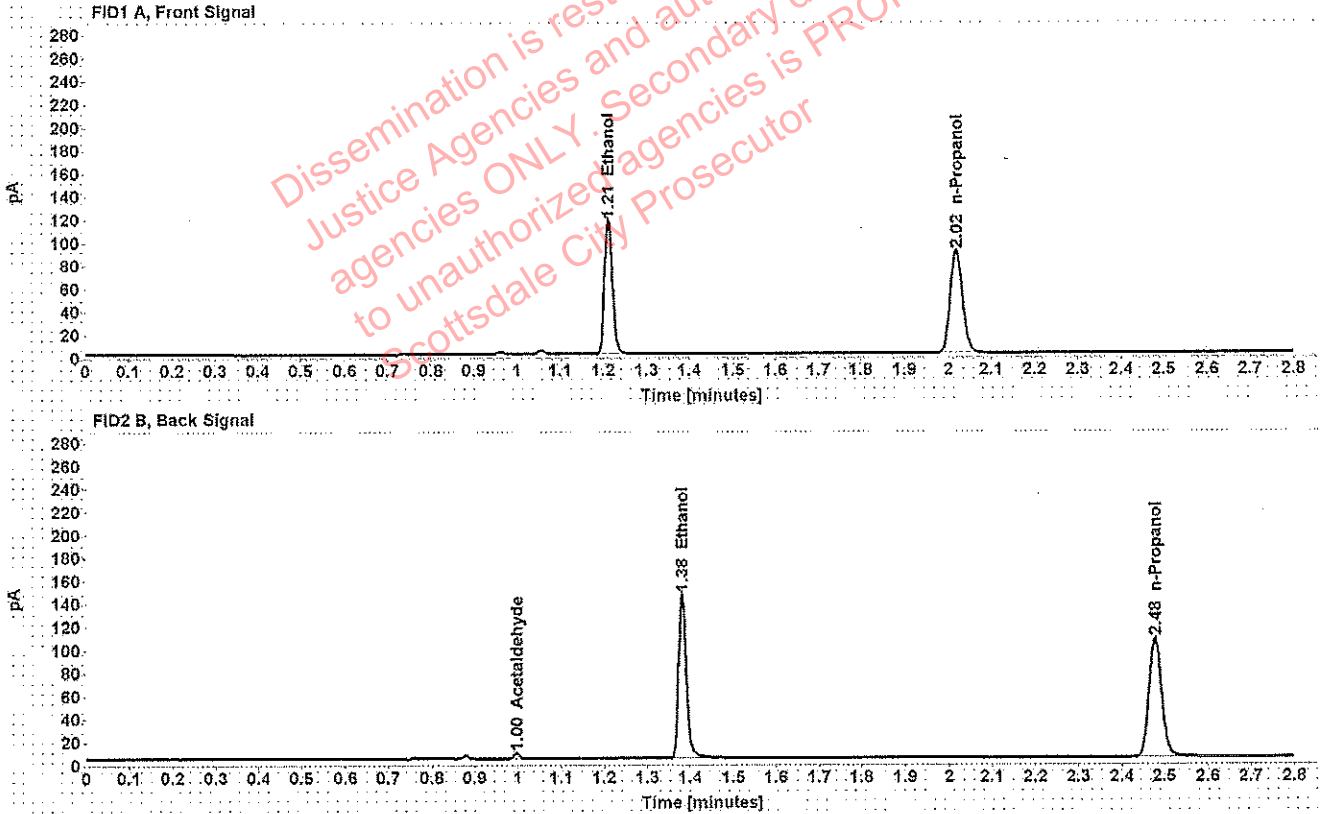


Table 1: FID 1 A (column DB-ALC1)

Compound	Amount (g/100mL)	Time (min)	Peak Area
>Ethanol	0.2348	1.212	148.617
n-Propanol	-----	2.019	177.610

Table 2: FID 2 B (column DB-ALC2)

Compound	Time (min)	Peak Area
Acetaldehyde	0.997	4.354
Ethanol	1.382	182.375
n-Propanol	2.478	213.861

## Scottsdale Police Department Crime Lab Volatiles Analysis

Sample: [REDACTED]	Item number: 1242726
Injection date: 12/4/2018 11:22:44 AM	Vial: 19
Method: ethanol quant.M	Sequence: 4Dec18
Instrument: US14173023 CN14160045	Analyst: Adrian
Data file: C:\Chem32\1\Data\4Dec18\19.D	

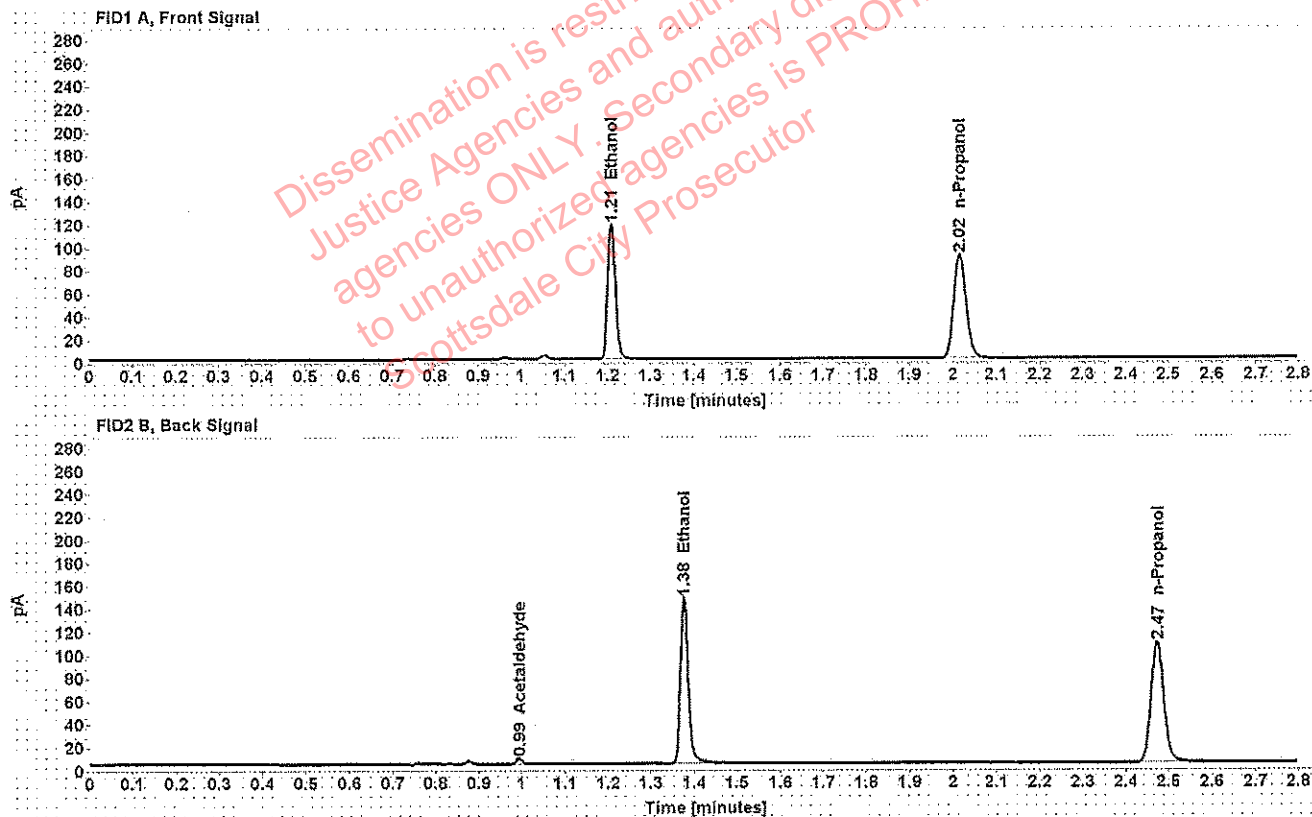


Table 1: FID 1 A (column DB-ALC1)

Compound	Amount (g/100mL)	Time (min)	Peak Area
>Ethanol	0.2322	1.209	148.990
n-Propanol	-----	2.016	180.051

Table 2: FID 2 B (column DB-ALC2)

Compound	Time (min)	Peak Area
Acetaldehyde	0.995	4.540
Ethanol	1.377	182.839
n-Propanol	2.474	216.101

## Scottsdale Police Department Crime Lab Volatiles Analysis

Sample: [REDACTED]	Item number: 1243386
Injection date: 12/4/2018 11:30:43 AM	Vial: 21
Method: ethanol quant.M	Sequence: 4Dec18
Instrument: US14173023 CN14160045	Analyst: Adrian
Data file: C:\Chem32\1\Data\4Dec18\21.D	

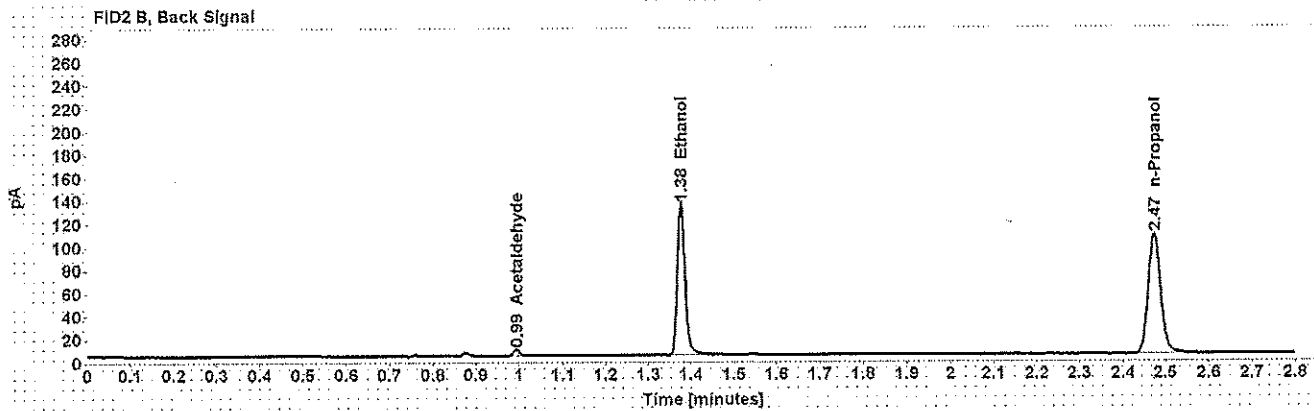
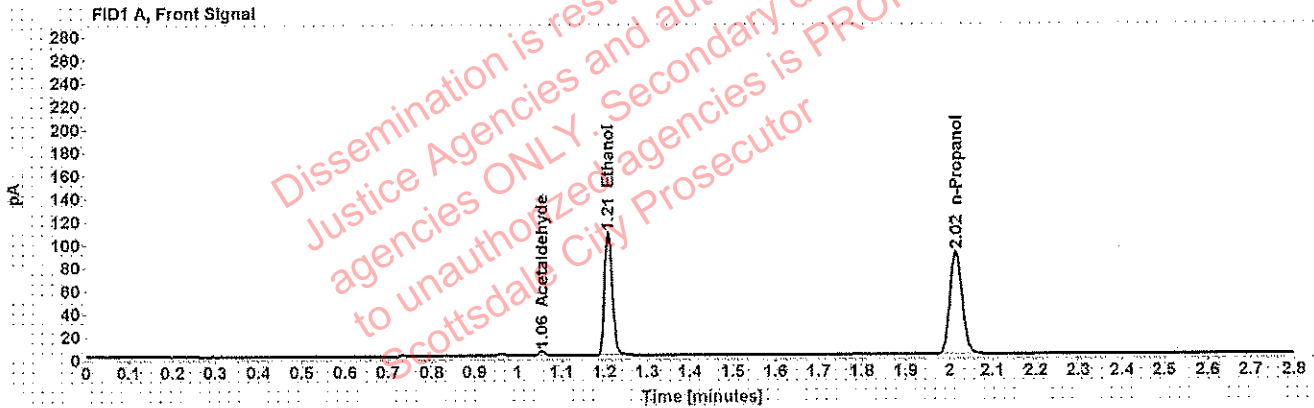


Table 1: FID 1 A (column DB-ALC1)

Compound	Amount (g/100mL)	Time (min)	Peak Area
Acetaldehyde	-----	1.055	3.871
>Ethanol	0.2141	1.209	136.044
n-Propanol	-----	2.016	178.362

Table 2: FID 2 B (column DB-ALC2)

Compound	Time (min)	Peak Area
Acetaldehyde	0.994	5.121
Ethanol	1.377	166.863
n-Propanol	2.473	215.173



## Scottsdale Police Department Crime Lab Volatiles Analysis

Sample: [REDACTED]	Item number: 1243386
Injection date: 12/4/2018 11:34:42 AM	Vial: 22
Method: ethanol quant.M	Sequence: 4Dec18
Instrument: US14173023 CN14160045	Analyst: Adrian
Data file: C:\Chem32\11\Data\4Dec18\22.D	

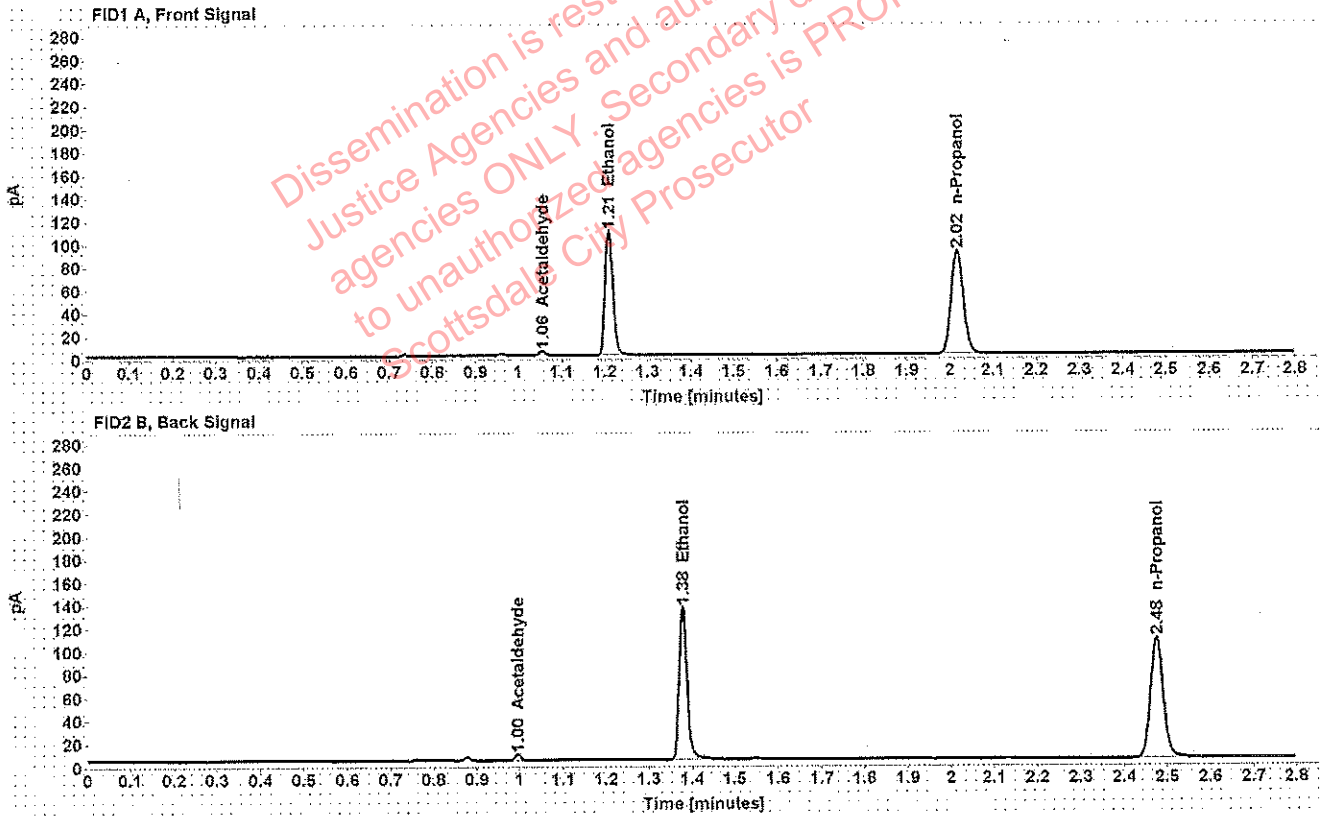


Table 1: FID 1 A (column DB-ALC1)

Compound	Amount (g/100mL)	Time (min)	Peak Area
Acetaldehyde	-----	1.056	3.922
>Ethanol	0.2159	1.210	138.075
n-Propanol	-----	2.017	179.537

Table 2: FID 2 B (column DB-ALC2)

Compound	Time (min)	Peak Area
Acetaldehyde	0.995	5.144
Ethanol	1.379	169.546
n-Propanol	2.475	216.212

## Scottsdale Police Department Crime Lab Volatiles Analysis

Sample: [REDACTED]	Item number: 1243207
Injection date: 12/4/2018 11:38:45 AM	Vial: 23
Method: ethanol quant.M	Sequence: 4Dec18
Instrument: US14173023 CN14160045	Analyst: Adrian
Data file: C:\Chem32\1\Data\4Dec18\23.D	

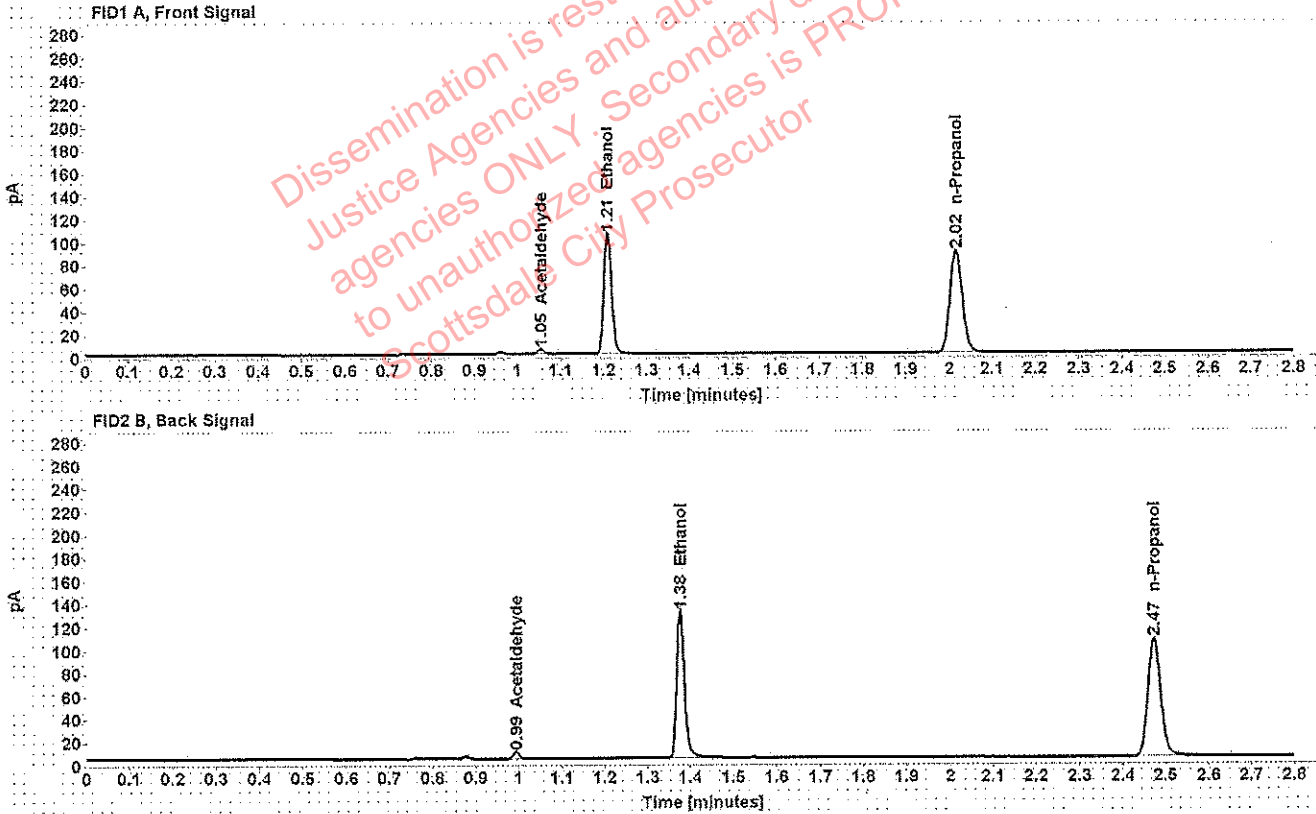


Table 1: FID 1 A (column DB-ALC1)

Compound	Amount (g/100mL)	Time (min)	Peak Area
Acetaldehyde	-----	1.055	4.455
>Ethanol	0.2107	1.209	132.820
n-Propanol	-----	2.016	176.944

Table 2: FID 2 B (column DB-ALC2)

Compound	Time (min)	Peak Area
Acetaldehyde	0.994	5.881
Ethanol	1.377	163.145
n-Propanol	2.473	212.350

## Scottsdale Police Department Crime Lab Volatiles Analysis

<b>Sample:</b> [REDACTED]	<b>Item number:</b> 1243207
<b>Injection date:</b> 12/4/2018 11:42:44 AM	<b>Vial:</b> 24
<b>Method:</b> ethanol quant.M	<b>Sequence:</b> 4Dec18
<b>Instrument:</b> US14173023 CN14160045	<b>Analyst:</b> Adrian
<b>Data file:</b> C:\Chem32\1\Data\4Dec18\24.D	

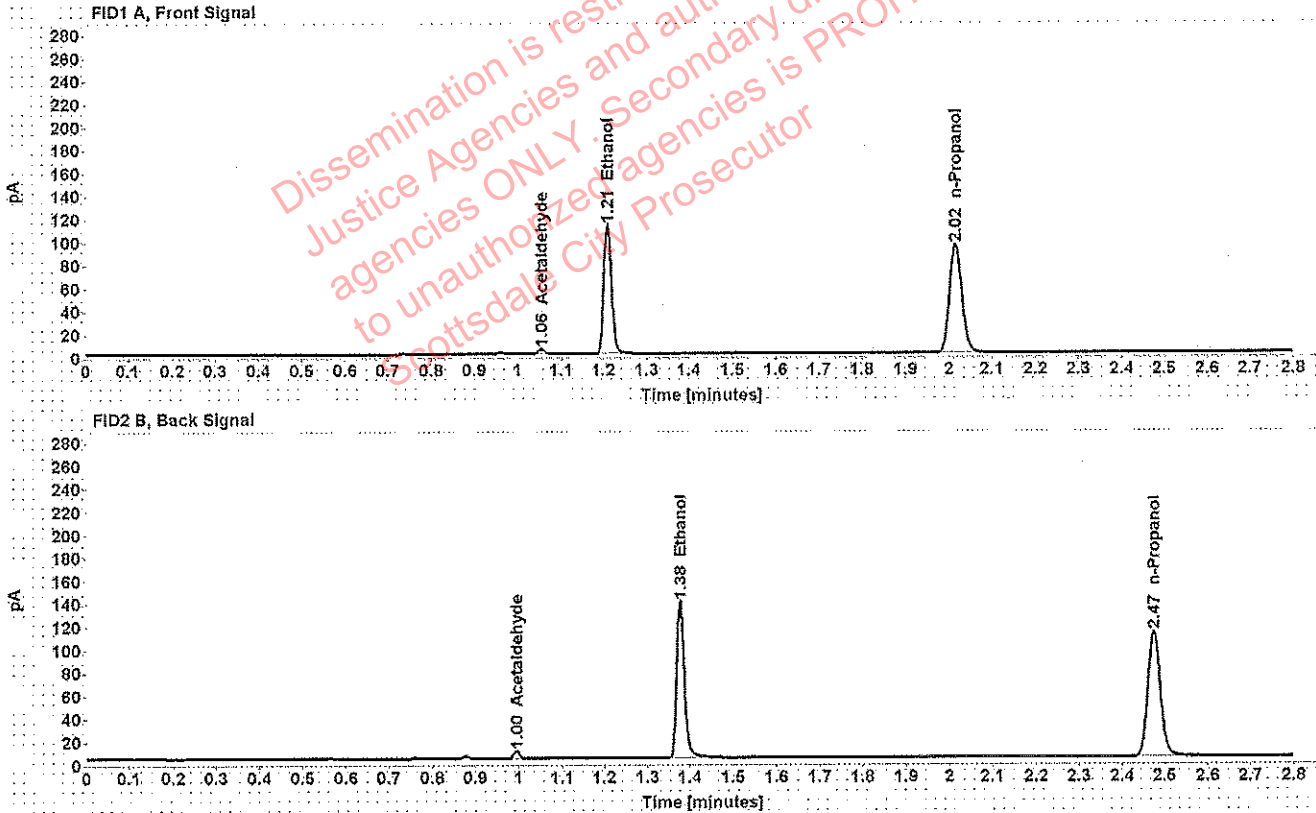


Table 1: FID 1 A (column DB-ALC1)

Compound	Amount (g/100mL)	Time (min)	Peak Area
Acetaldehyde	-----	1.055	4.563
>Ethanol	0.2132	1.210	142.159
n-Propanol	-----	2.016	187.211

Table 2: FID 2 B (column DB-ALC2)

Compound	Time (min)	Peak Area
Acetaldehyde	0.995	5.991
Ethanol	1.378	174.766
n-Propanol	2.474	224.515

## Scottsdale Police Department Crime Lab Volatiles Analysis

Sample: [REDACTED]	Item number: 1243038
Injection date: 12/4/2018 11:46:58 AM	Vial: 25
Method: ethanol quant.M	Sequence: 4Dec18
Instrument: US14173023 CN14160045	Analyst: Adrian
Data file: C:\Chem32\11\Data\4Dec18\25.D	

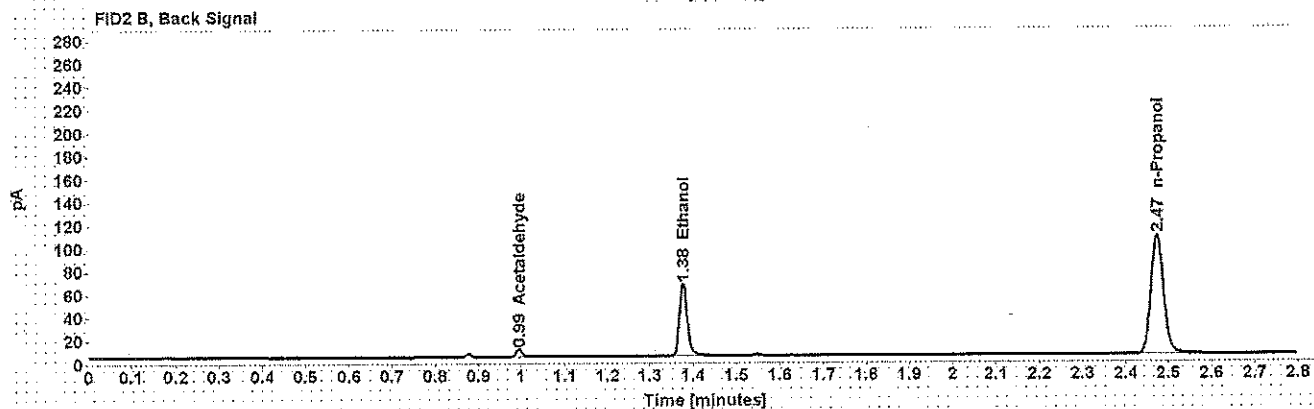
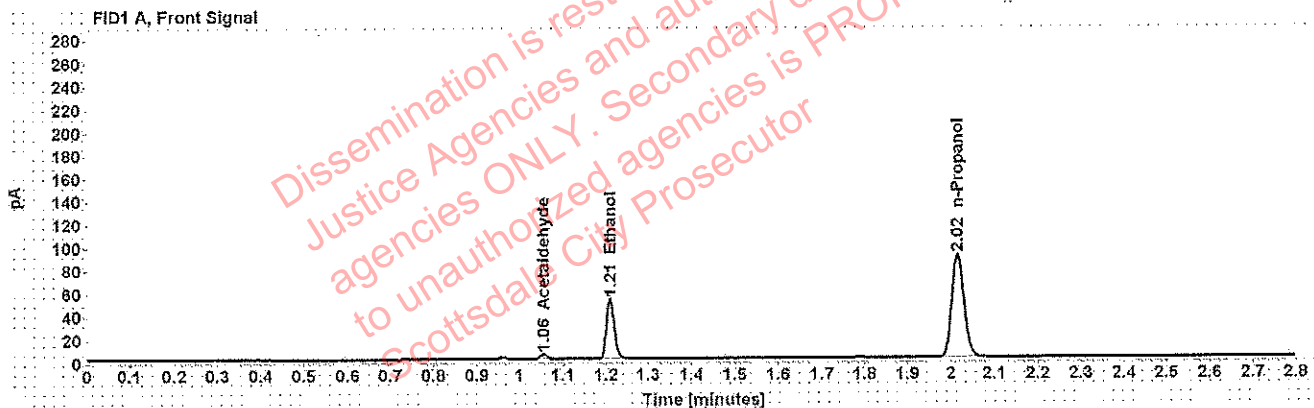


Table 1: FID 1 A (column DB-ALC1)

Compound	Amount (g/100mL)	Time (min)	Peak Area
Acetaldehyde	-----	1.055	4.584
>Ethanol	0.1050	1.210	66.358
n-Propanol	-----	2.016	178.393

Table 2: FID 2 B (column DB-ALC2)

Compound	Time (min)	Peak Area
Acetaldehyde	0.995	6.028
Ethanol	1.377	80.360
n-Propanol	2.474	214.659

## Scottsdale Police Department Crime Lab Volatiles Analysis

Sample: [REDACTED]	Item number: 1243038
Injection date: 12/4/2018 11:50:58 AM	Vial: 26
Method: ethanol quant.M	Sequence: 4Dec18
Instrument: US14173023 CN14160045	Analyst: Adrian
Data file: C:\Chem32\1\Data\4Dec18\26.D	

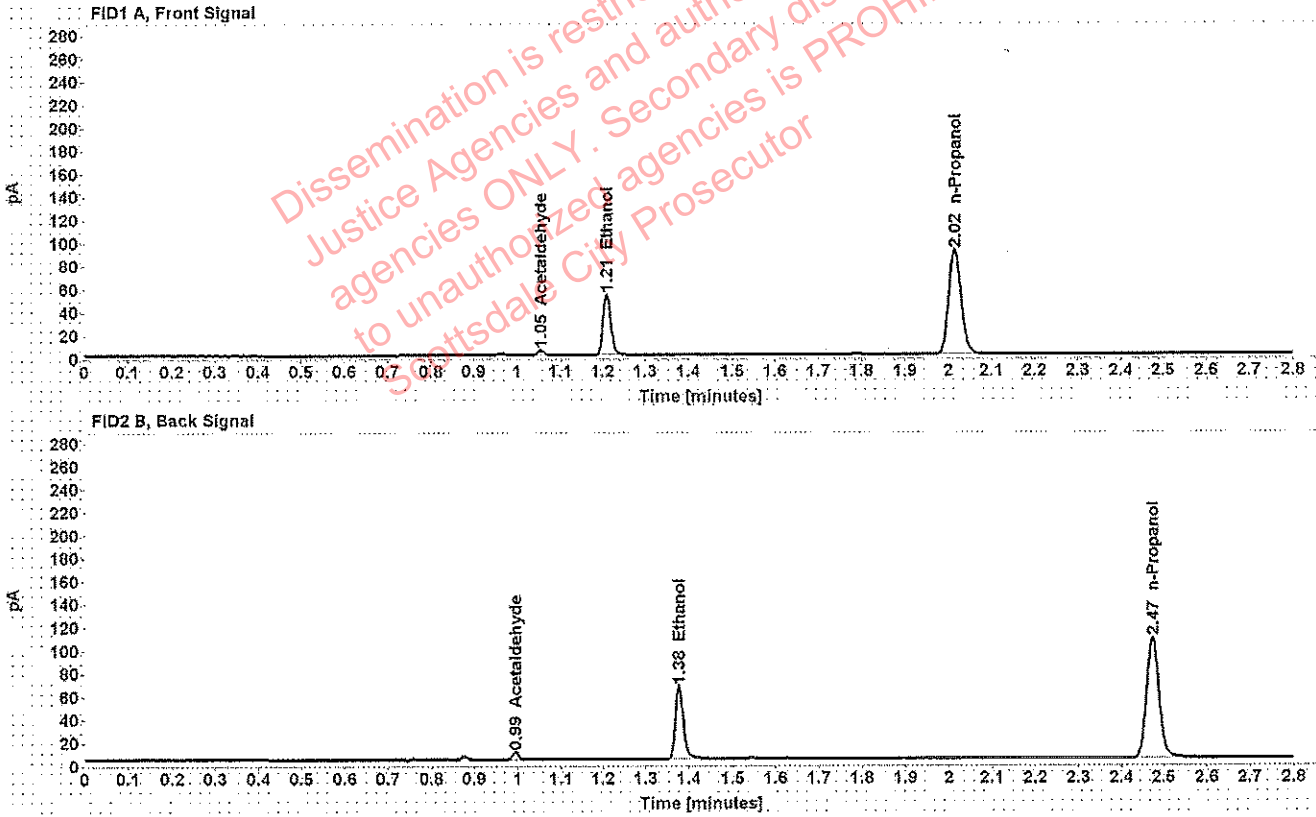


Table 1: FID 1 A (column DB-ALC1)

Compound	Amount (g/100mL)	Time (min)	Peak Area
Acetaldehyde	-----	1.055	4.599
>Ethanol	0.1048	1.210	66.708
n-Propanol	-----	2.016	179.730

Table 2: FID 2 B (column DB-ALC2)

Compound	Time (min)	Peak Area
Acetaldehyde	0.994	6.082
Ethanol	1.377	81.008
n-Propanol	2.473	215.864

## Scottsdale Police Department Crime Lab Volatiles Analysis

Sample: [REDACTED]	Item number: 1242925
Injection date: 12/4/2018 11:54:58 AM	Vial: 27
Method: ethanol quant.M	Sequence: 4Dec18
Instrument: US14173023 CN14160045	Analyst: Adrian
Data file: C:\Chem32\1\1\Data\4Dec18\27.D	

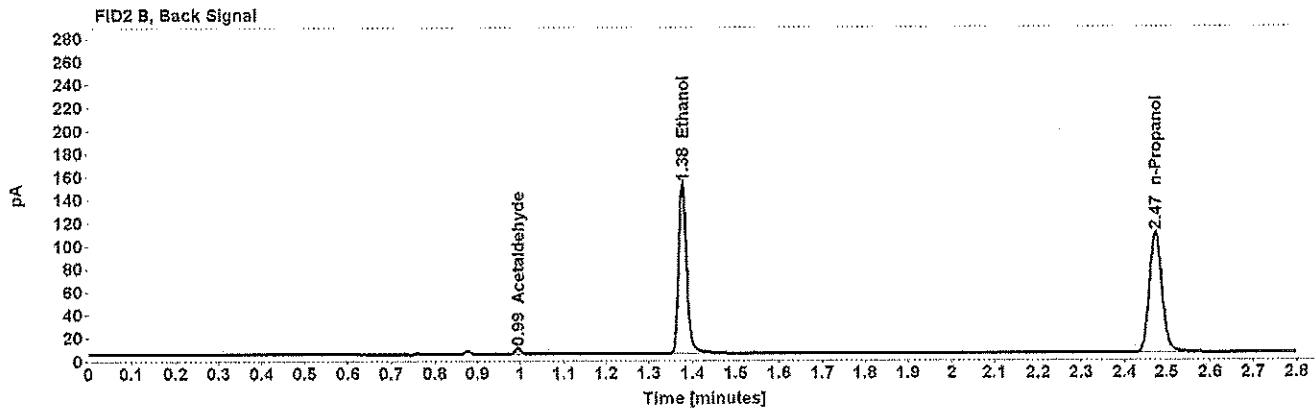
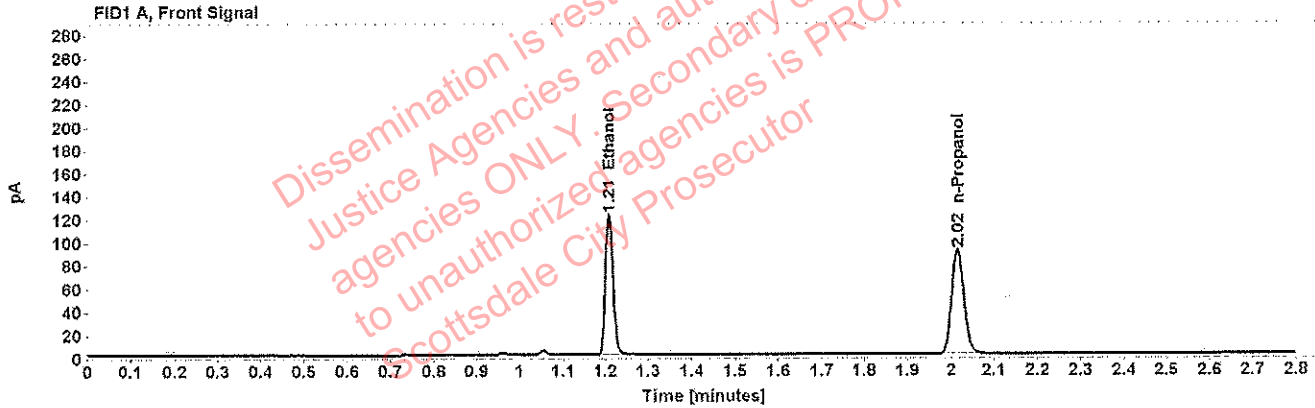


Table 1: FID 1 A (column DB-ALC1)

Compound	Amount (g/100mL)	Time (min)	Peak Area
>Ethanol	0.2400	1.209	153.858
n-Propanol	-----	2.016	179.874

Table 2: FID 2 B (column DB-ALC2)

Compound	Time (min)	Peak Area
Acetaldehyde	0.994	4.904
Ethanol	1.377	189.090
n-Propanol	2.473	216.281

## Scottsdale Police Department Crime Lab Volatiles Analysis

Sample: [REDACTED]	Item number: 1242925
Injection date: 12/4/2018 11:58:58 AM	Vial: 28
Method: ethanol quant.M	Sequence: 4Dec18
Instrument: US14173023 CN14160045	Analyst: Adrian
Data file: C:\Chem32\11\Data\4Dec18\28.D	

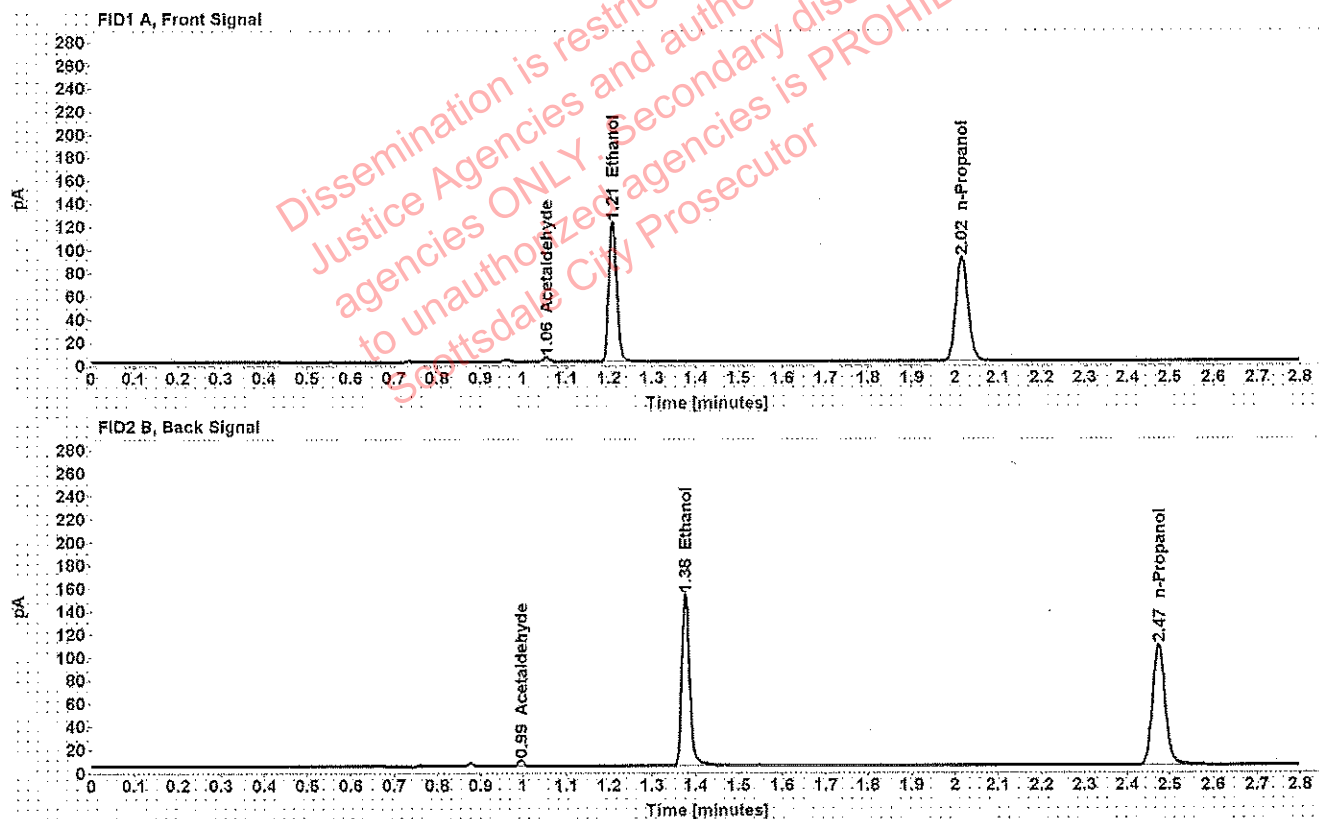


Table 1: FID 1 A (column DB-ALC1)

Compound	Amount (g/100mL)	Time (min)	Peak Area
Acetaldehyde	-----	1.055	3.770
>Ethanol	0.2405	1.209	153.855
n-Propanol	-----	2.016	179.460

Table 2: FID 2 B (column DB-ALC2)

Compound	Time (min)	Peak Area
Acetaldehyde	0.995	4.976
Ethanol	1.377	189.495
n-Propanol	2.473	216.050

## Scottsdale Police Department Crime Lab Volatiles Analysis

<b>Sample:</b> [REDACTED]	<b>Item number:</b> 1244137
<b>Injection date:</b> 12/4/2018 12:02:58 PM	<b>Vial:</b> 29
<b>Method:</b> ethanol quant.M	<b>Sequence:</b> 4Dec18
<b>Instrument:</b> US14173023 CN14160045	<b>Analyst:</b> Adrian
<b>Data file:</b> C:\Chem32\1\Data\4Dec18\29.D	

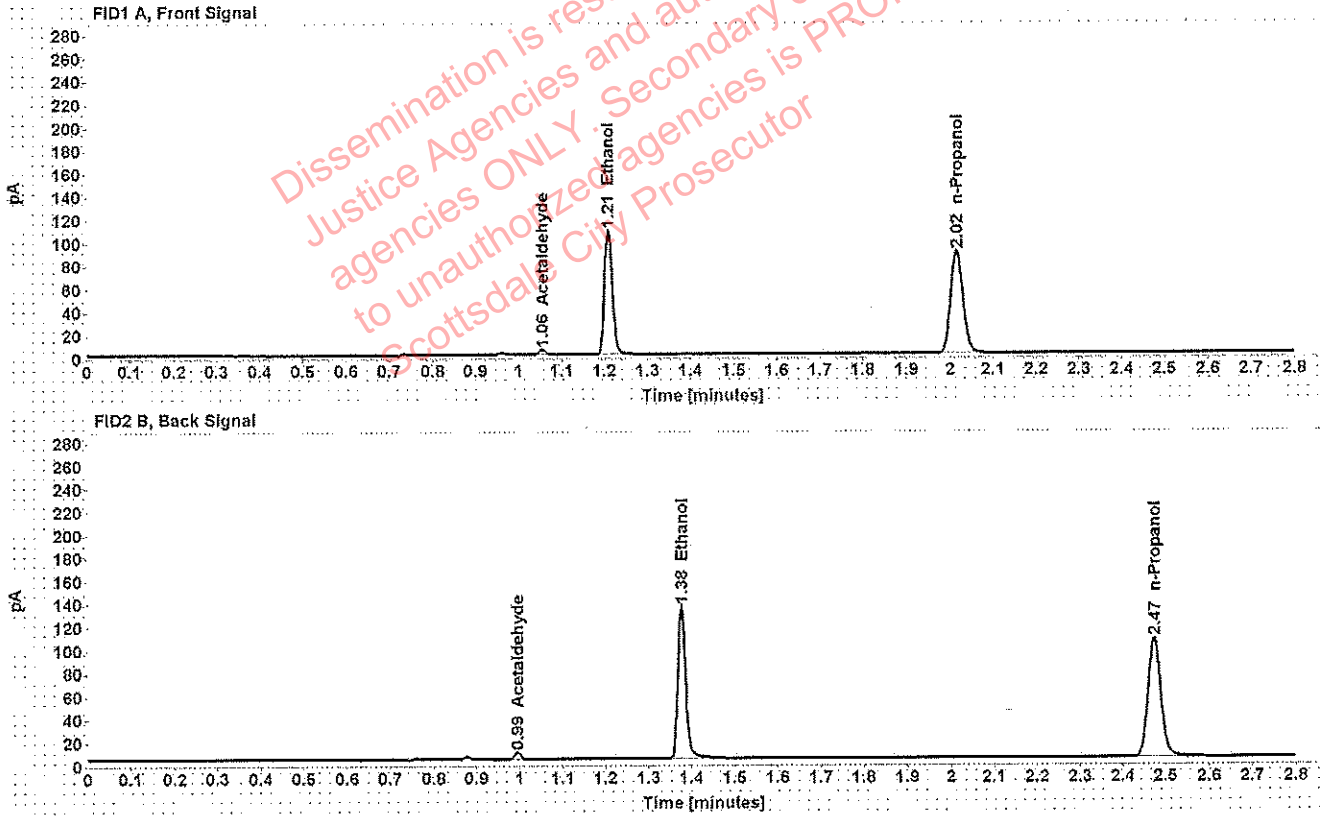


Table 1: FID 1 A (column DB-ALC1)

Compound	Amount (g/100mL)	Time (min)	Peak Area
Acetaldehyde	-----	1.055	4.471
>Ethanol	0.2172	1.209	137.182
n-Propanol	-----	2.016	177.305

Table 2: FID 2 B (column DB-ALC2)

Compound	Time (min)	Peak Area
Acetaldehyde	0.994	5.883
Ethanol	1.377	168.594
n-Propanol	2.473	212.924



## Scottsdale Police Department Crime Lab Volatiles Analysis

Sample: [REDACTED]	Item number: 1244137
Injection date: 12/4/2018 12:06:58 PM	Vial: 30
Method: ethanol quant.M	Sequence: 4Dec18
Instrument: US14173023 CN14160045	Analyst: Adrian
Data file: C:\Chem32\11\Data\4Dec18\30.D	

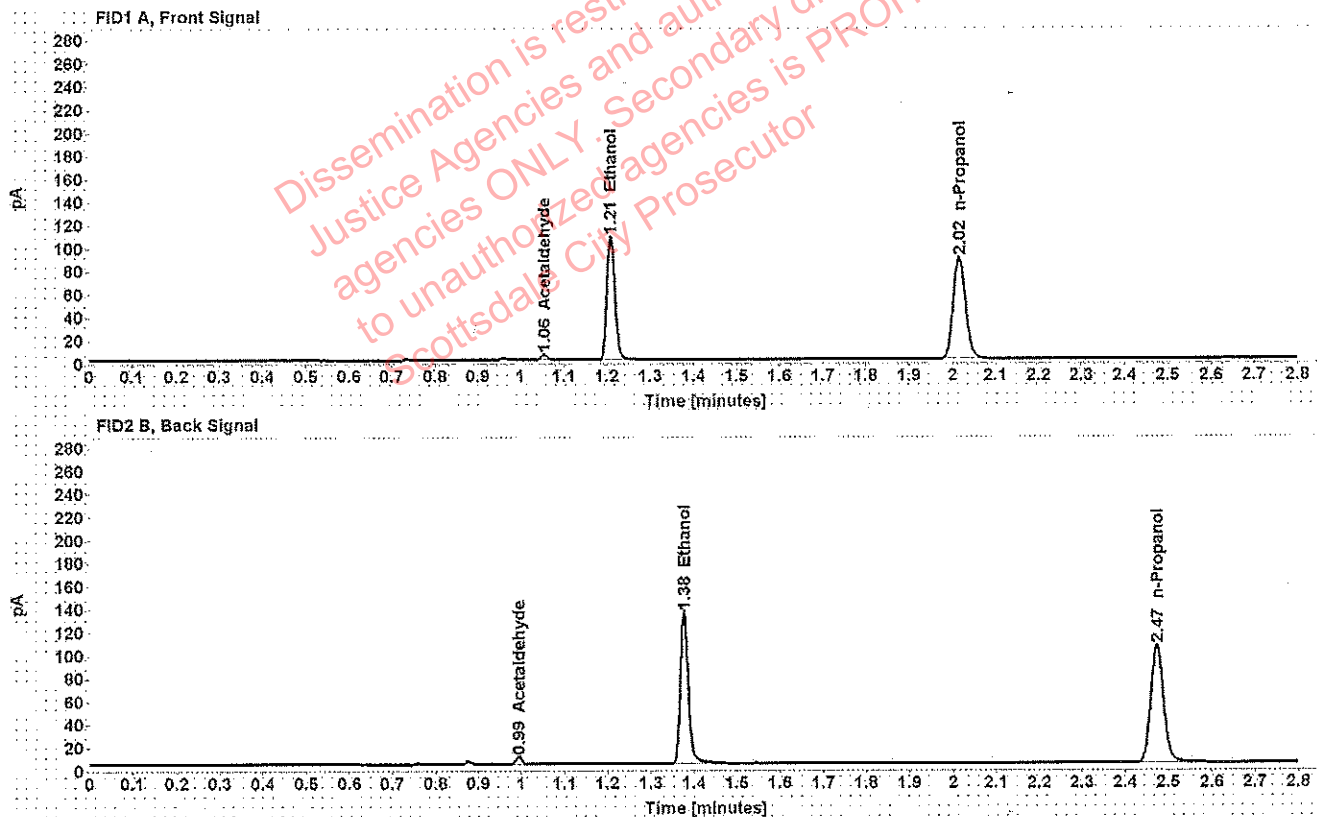


Table 1: FID 1 A (column DB-ALC1)

Compound	Amount (g/100mL)	Time (min)	Peak Area
Acetaldehyde	-----	1.055	4.751
>Ethanol	0.2177	1.209	136.484
n-Propanol	-----	2.016	175.984

Table 2: FID 2 B (column DB-ALC2)

Compound	Time (min)	Peak Area
Acetaldehyde	0.994	6.254
Ethanol	1.377	167.833
n-Propanol	2.473	211.141

## Scottsdale Police Department Crime Lab Volatiles Analysis

Sample: [REDACTED]	Item number: 1243189
Injection date: 12/4/2018 12:15:14 PM	Vial: 32
Method: ethanol quant.M	Sequence: 4Dec18
Instrument: US14173023 CN14160045	Analyst: Adrian
Data file: C:\Chem32\1\Data\4Dec18\32.D	

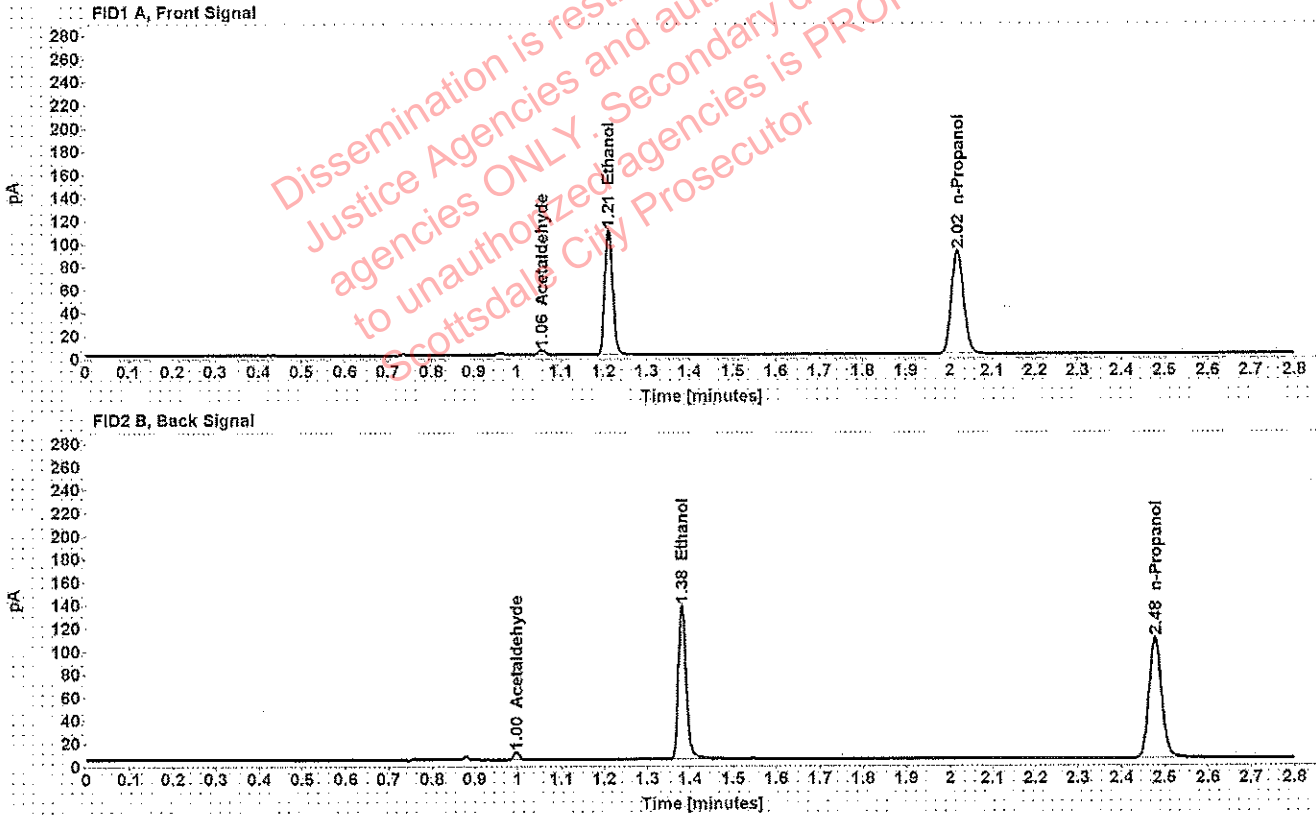


Table 1: FID 1 A (column DB-ALC1)

Compound	Amount (g/100mL)	Time (min)	Peak Area
Acetaldehyde	-----	1.057	4.398
>Ethanol	0.2180	1.212	139.701
n-Propanol	-----	2.018	179.923

Table 2: FID 2 B (column DB-ALC2)

Compound	Time (min)	Peak Area
Acetaldehyde	0.997	5.753
Ethanol	1.381	171.356
n-Propanol	2.478	216.948

## Scottsdale Police Department Crime Lab Volatiles Analysis

Sample: [REDACTED]	Item number: 1243189
Injection date: 12/4/2018 12:19:15 PM	Vial: 33
Method: ethanol quant.M	Sequence: 4Dec18
Instrument: US14173023 CN14160045	Analyst: Adrian
Data file: C:\Chem32\1\Data\4Dec18\33.D	

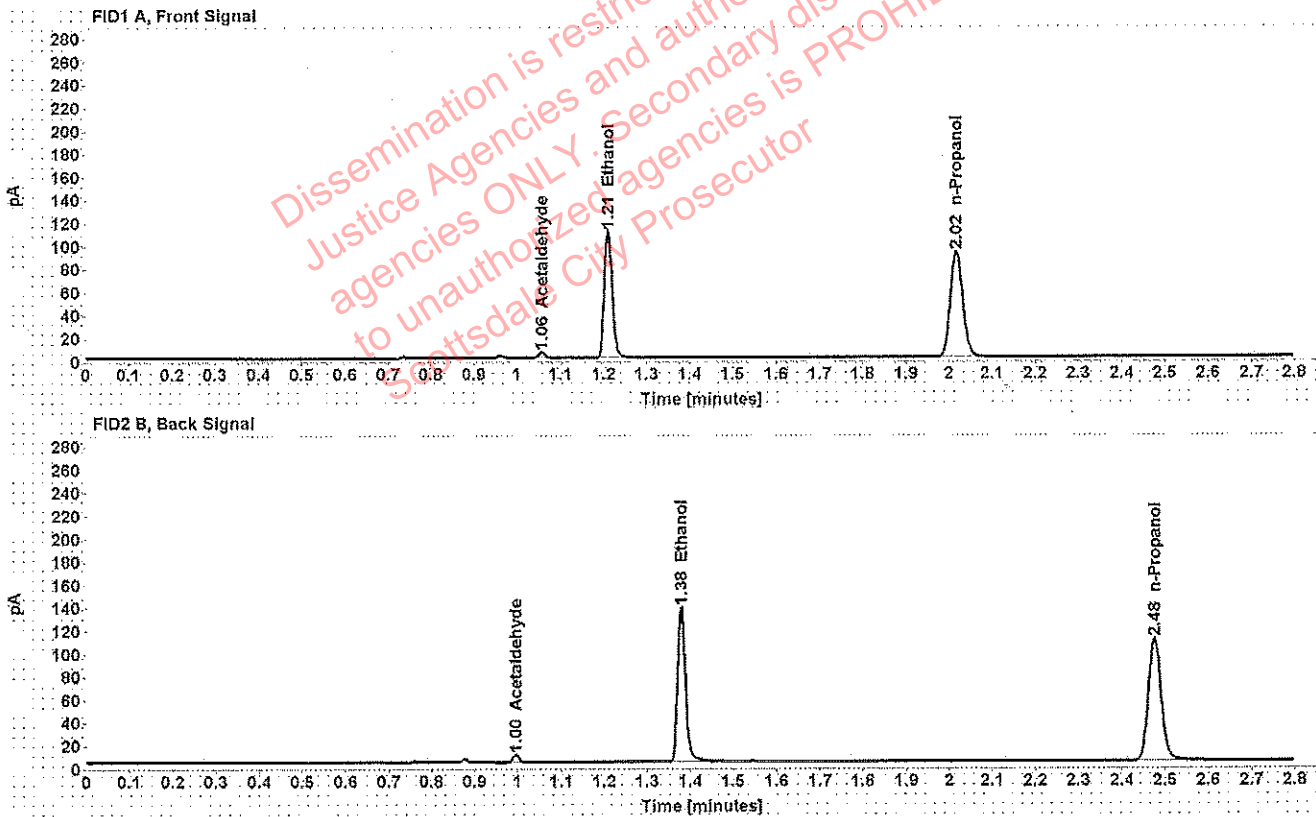


Table 1: FID 1 A (column DB-ALC1)

Compound	Amount (g/100mL)	Time (min)	Peak Area
Acetaldehyde	-----	1.056	4.613
>Ethanol	0.2162	1.211	141.139
n-Propanol	-----	2.017	183.218

Table 2: FID 2 B (column DB-ALC2)

Compound	Time (min)	Peak Area
Acetaldehyde	0.996	6.016
Ethanol	1.379	173.352
n-Propanol	2.476	220.591

## Scottsdale Police Department Crime Lab Volatiles Analysis

<b>Sample:</b> [REDACTED]	<b>Item number:</b> 1246126
<b>Injection date:</b> 12/4/2018 12:23:13 PM	<b>Vial:</b> 34
<b>Method:</b> ethanol quant.M	<b>Sequence:</b> 4Dec18
<b>Instrument:</b> US14173023 CN14160045	<b>Analyst:</b> Adrian
<b>Data file:</b> C:\Chem32\11Data\4Dec18\34.D	

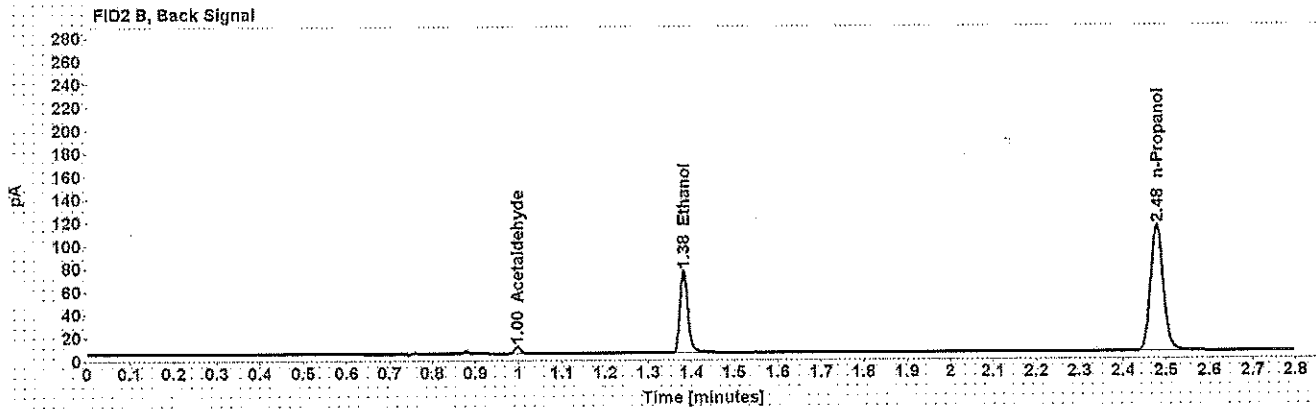
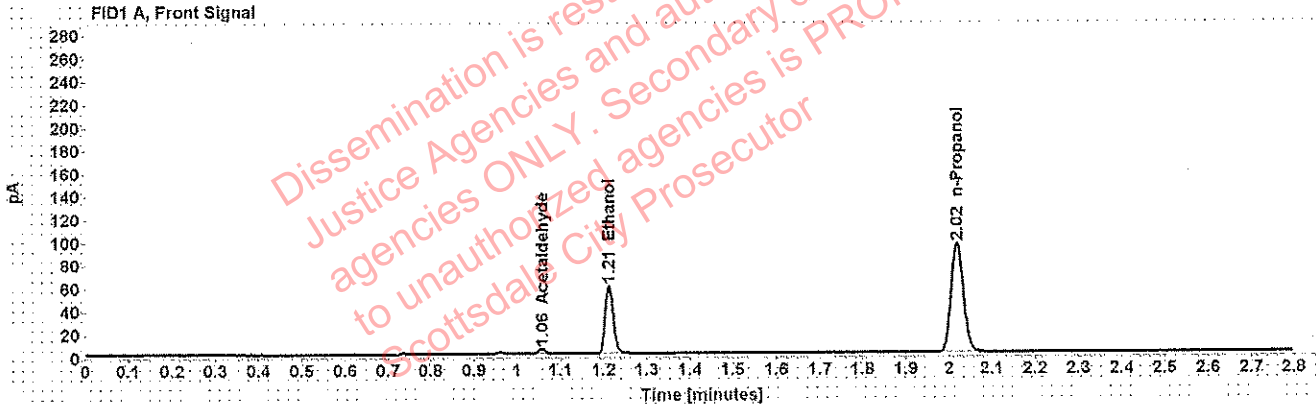


Table 1: FID 1 A (column DB-ALC1)

Compound	Amount (g/100mL)	Time (min)	Peak Area
Acetaldehyde	-----	1.057	4.248
>Ethanol	0.1134	1.213	76.040
n-Propanol	-----	2.019	189.280

Table 2: FID 2 B (column DB-ALC2)

Compound	Time (min)	Peak Area
Acetaldehyde	0.997	5.570
Ethanol	1.382	92.353
n-Propanol	2.478	227.783

## Scottsdale Police Department Crime Lab Volatiles Analysis

Sample: [REDACTED]	Item number: 1246126
Injection date: 12/4/2018 12:27:15 PM	Vial: 35
Method: ethanol quant.M	Sequence: 4Dec18
Instrument: US14173023 CN14160045	Analyst: Adrian
Data file: C:\Chem32\1\Data\4Dec18\35.D	

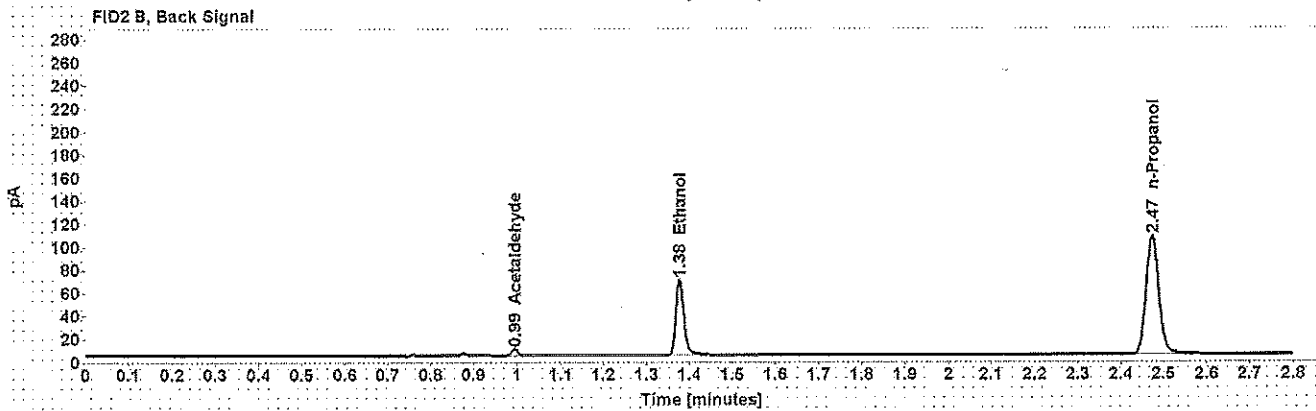
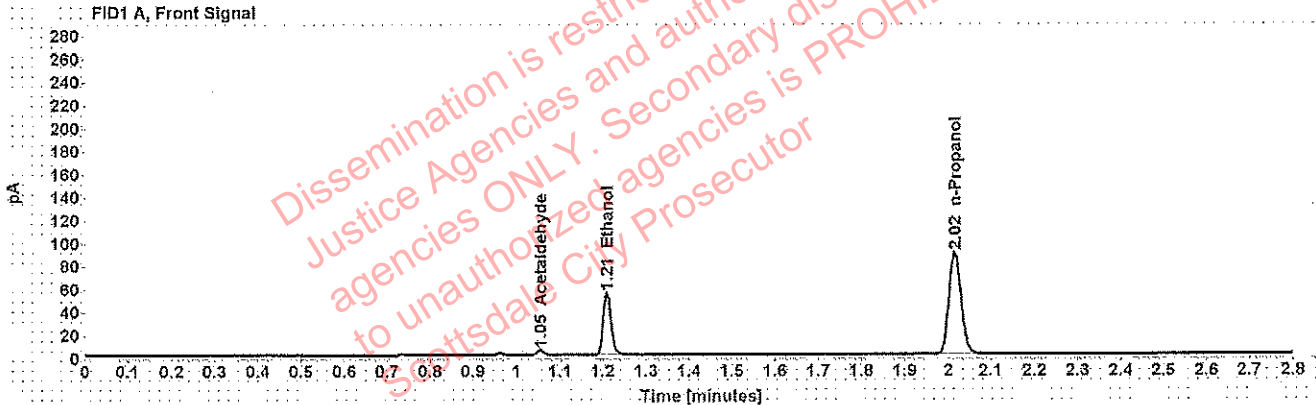


Table 1: FID 1 A (column DB-ALC1)

Compound	Amount (g/100mL)	Time (min)	Peak Area
Acetaldehyde	-----	1.055	4.195
>Ethanol	0.1101	1.210	69.066
n-Propanol	-----	2.016	177.096

Table 2: FID 2 B (column DB-ALC2)

Compound	Time (min)	Peak Area
Acetaldehyde	0.994	5.536
Ethanol	1.377	83.847
n-Propanol	2.473	213.547

## Scottsdale Police Department Crime Lab Volatiles Analysis

Sample: [REDACTED]	Item number: 1246099
Injection date: 12/4/2018 12:31:12 PM	Vial: 36
Method: ethanol quant.M	Sequence: 4Dec18
Instrument: US14173023 CN14160045	Analyst: Adrian
Data file: C:\Chem32\11\Data\4Dec18\36.D	

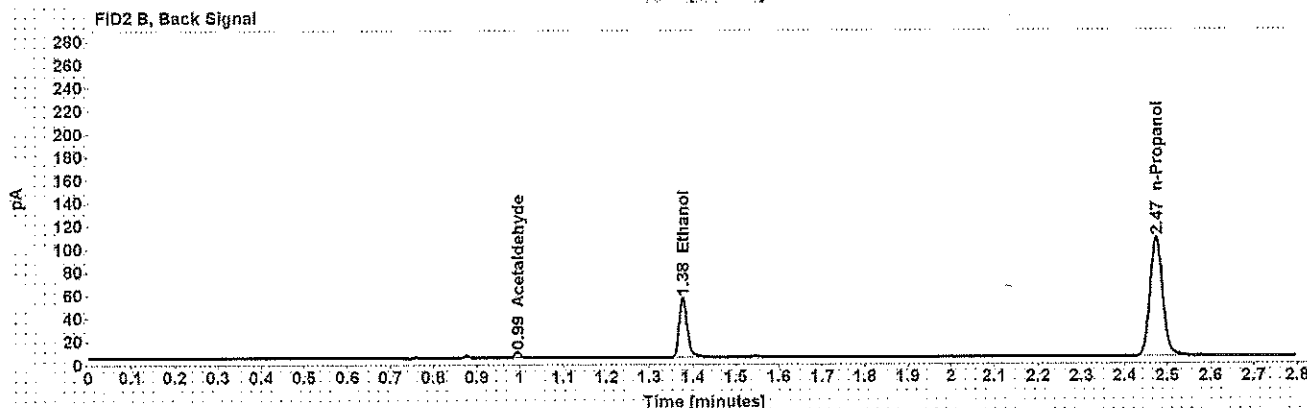
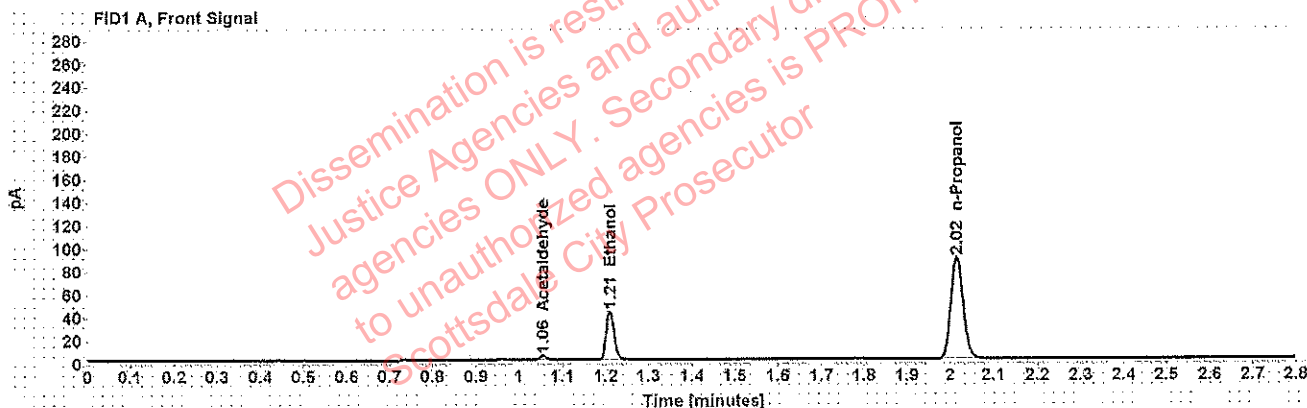


Table 1: FID 1 A (column DB-ALC1)

Compound	Amount (g/100mL)	Time (min)	Peak Area
Acetaldehyde	-----	1.055	3.870
>Ethanol	0.0864	1.210	54.022
n-Propanol	-----	2.016	176.914

Table 2: FID 2 B (column DB-ALC2)

Compound	Time (min)	Peak Area
Acetaldehyde	0.995	5.095
Ethanol	1.377	65.419
n-Propanol	2.474	213.050

## Scottsdale Police Department Crime Lab Volatiles Analysis

Sample: [REDACTED]	Item number: 1246099
Injection date: 12/4/2018 12:35:29 PM	Vial: 37
Method: ethanol quant.M	Sequence: 4Dec18
Instrument: US14173023 CN14160045	Analyst: Adrian
Data file: C:\Chem32\1\Data\4Dec18\37.D	

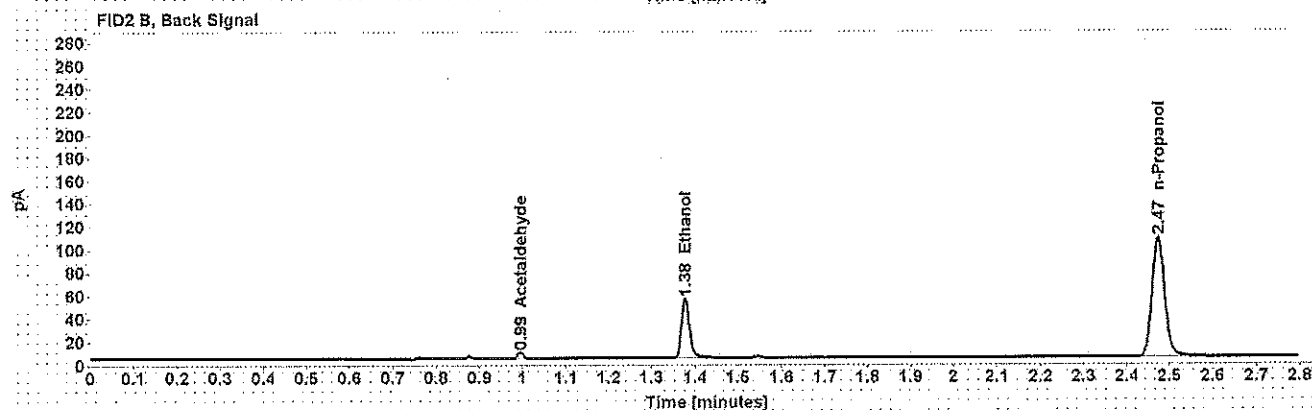
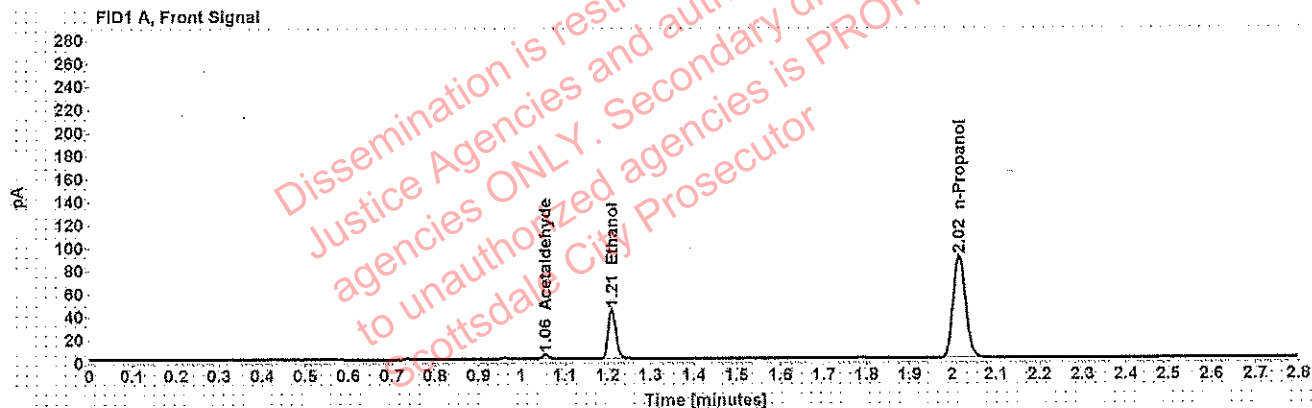


Table 1: FID 1 A (column DB-ALC1)

Compound	Amount (g/100mL)	Time (min)	Peak Area
Acetaldehyde	-----	1.055	3.787
>Ethanol	0.0865	1.210	54.351
n-Propanol	-----	2.016	177.963

Table 2: FID 2 B (column DB-ALC2)

Compound	Time (min)	Peak Area
Acetaldehyde	0.995	4.981
Ethanol	1.377	65.659
n-Propanol	2.474	214.058

### Scottsdale Police Department Crime Lab Volatiles Analysis

<b>Sample:</b> [REDACTED]	<b>Item number:</b> 221-01A
<b>Injection date:</b> 12/4/2018 12:39:27 PM	<b>Vial:</b> 38
<b>Method:</b> ethanol quant.M	<b>Sequence:</b> 4Dec18
<b>Instrument:</b> US14173023 CN14160045	<b>Analyst:</b> Adrian
<b>Data file:</b> C:\Chem32\1\Data\4Dec18\38.D	

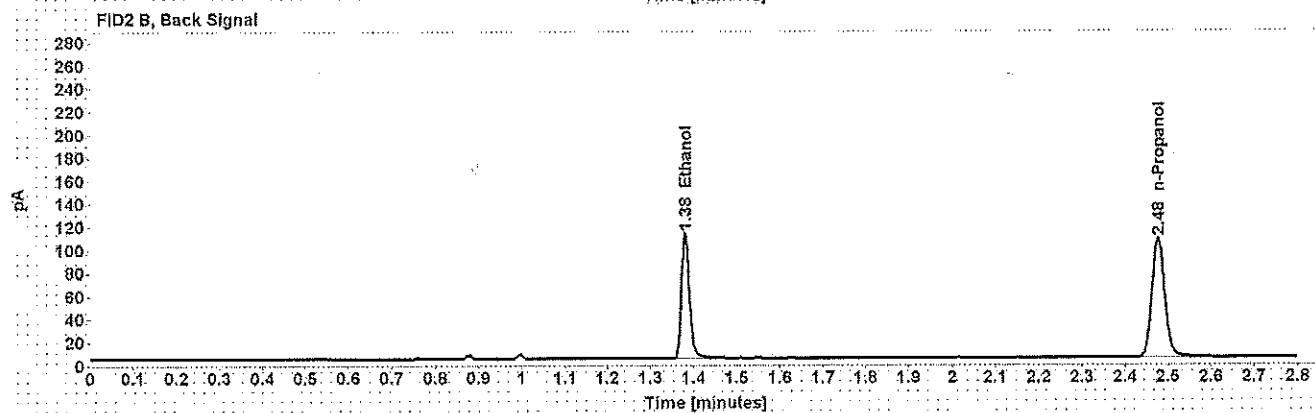
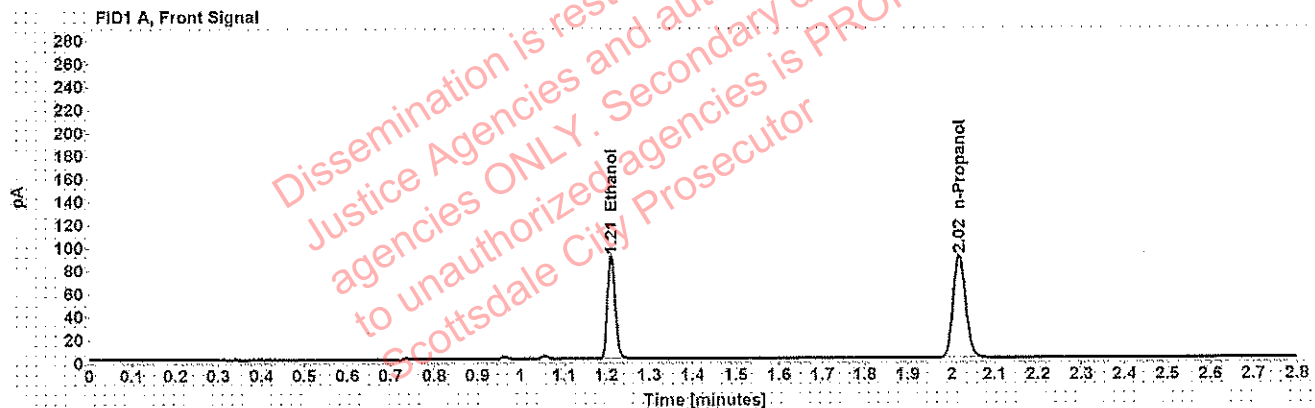


Table 1: FID 1 A (column DB-ALC1)

Compound	Amount (g/100mL)	Time (min)	Peak Area
>Ethanol	0.1809	1.211	114.319
n-Propanol	-----	2.018	177.603

Table 2: FID 2 B (column DB-ALC2)

Compound	Time (min)	Peak Area
Ethanol	1.381	141.847
n-Propanol	2.477	214.076



### Scottsdale Police Department Crime Lab Volatiles Analysis

Sample: [REDACTED]	Item number: 221-01A
Injection date: 12/4/2018 12:43:29 PM	Vial: 39
Method: ethanol quant.M	Sequence: 4Dec18
Instrument: US14173023 CN14160045	Analyst: Adrian
Data file: C:\Chem32\1\Data\4Dec18\39.D	

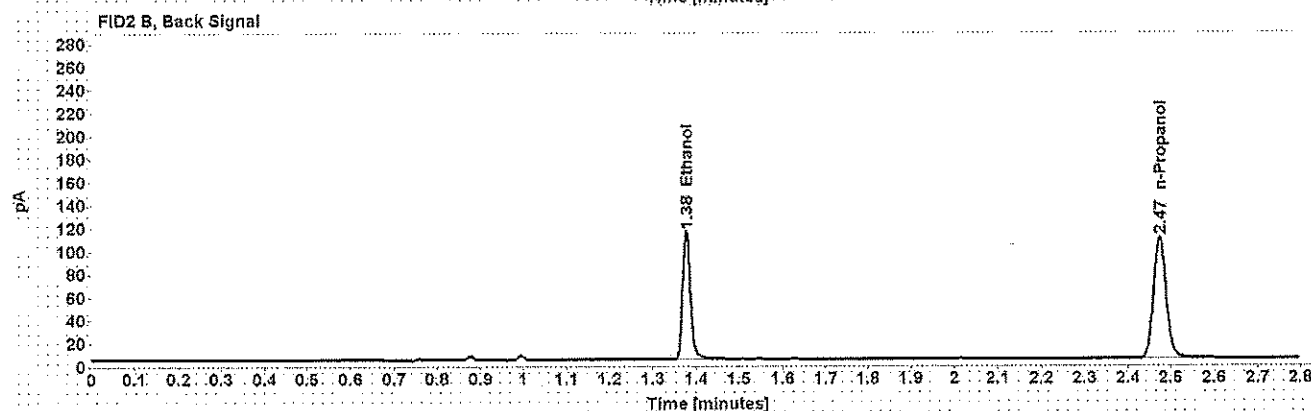
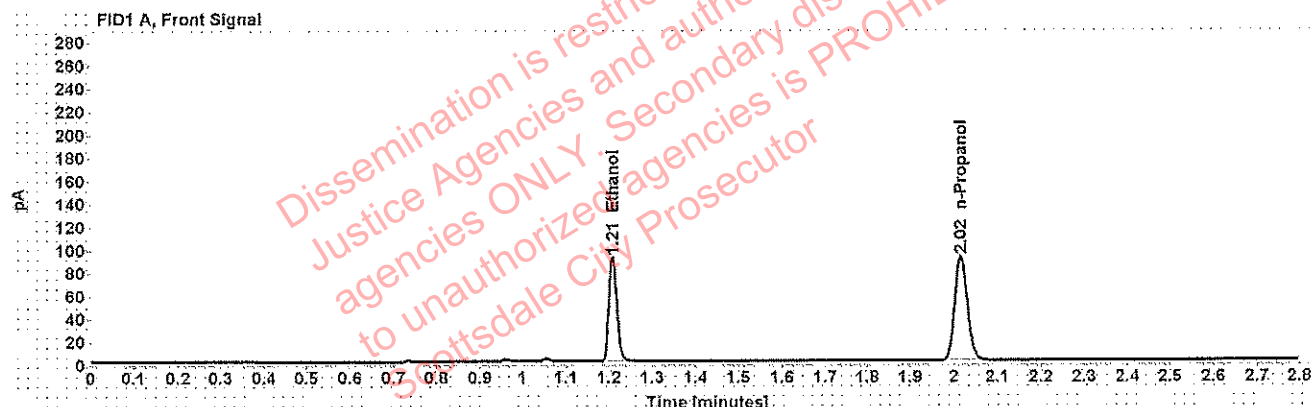


Table 1: FID 1 A (column DB-ALC1)

Compound	Amount (g/100mL)	Time (min)	Peak Area
>Ethanol	0.1794	1.209	115.908
n-Propanol	-----	2.016	181.560

Table 2: FID 2 B (column DB-ALC2)

Compound	Time (min)	Peak Area
Ethanol	1.377	143.854
n-Propanol	2.474	218.978

## Scottsdale Police Department Crime Lab Volatiles Analysis

<b>Sample:</b> [REDACTED]	<b>Item number:</b> 312-01A
<b>Injection date:</b> 12/4/2018 12:47:28 PM	<b>Vial:</b> 40
<b>Method:</b> ethanol quant.M	<b>Sequence:</b> 4Dec18
<b>Instrument:</b> US14173023 CN14160045	<b>Analyst:</b> Adrian
<b>Data file:</b> C:\Chem32\1\Data\4Dec18\40.D	

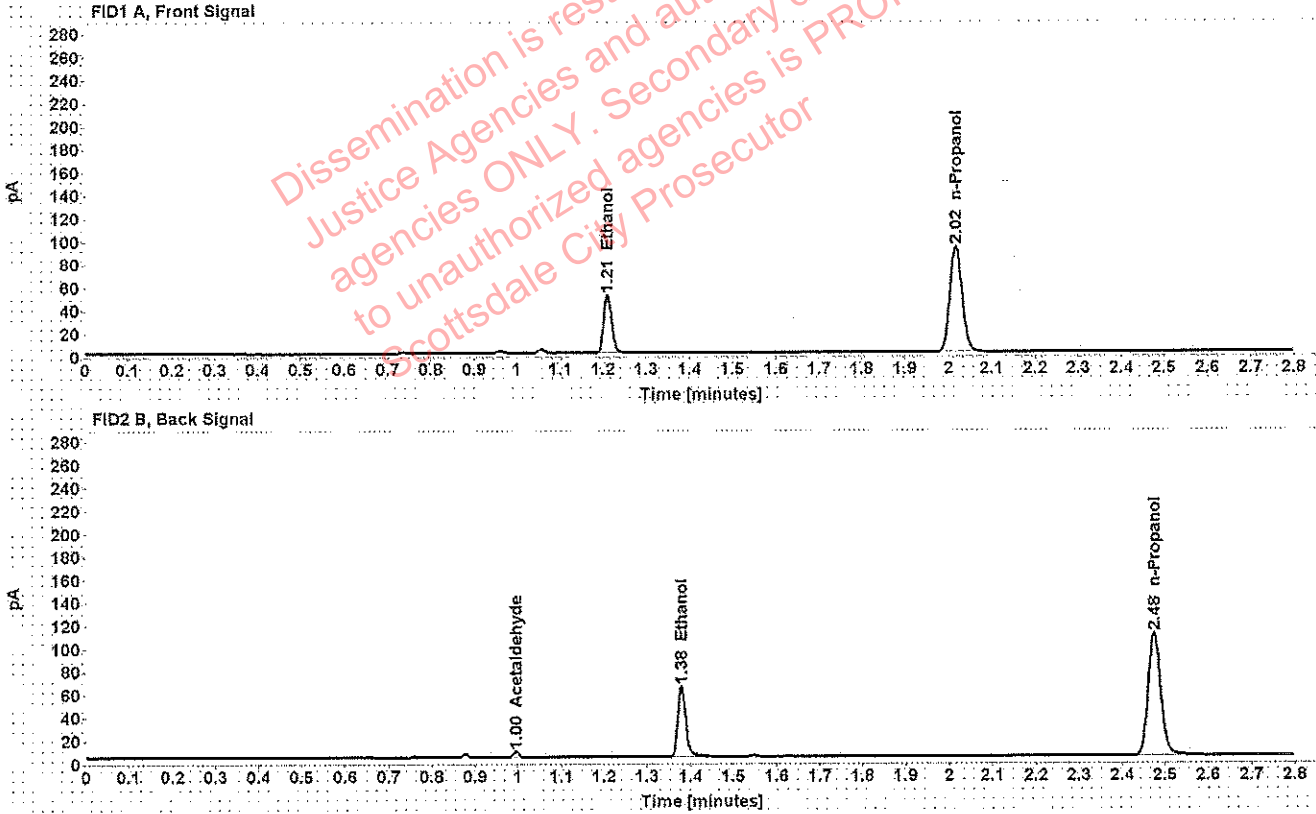


Table 1: FID 1 A (column DB-ALC1)

Compound	Amount (g/100mL)	Time (min)	Peak Area
>Ethanol	0.1003	1.211	64.832
n-Propanol	-----	2.017	182.633

Table 2: FID 2 B (column DB-ALC2)

Compound	Time (min)	Peak Area
Acetaldehyde	0.996	4.456
Ethanol	1.379	79.409
n-Propanol	2.475	220.619

## Scottsdale Police Department Crime Lab Volatiles Analysis

Sample: [REDACTED]	Item number: 312-01A
Injection date: 12/4/2018 12:51:28 PM	Vial: 41
Method: ethanol quant.M	Sequence: 4Dec18
Instrument: US14173023 CN14160045	Analyst: Adrian
Data file: C:\Chem32\1\Data\4Dec18\41.D	

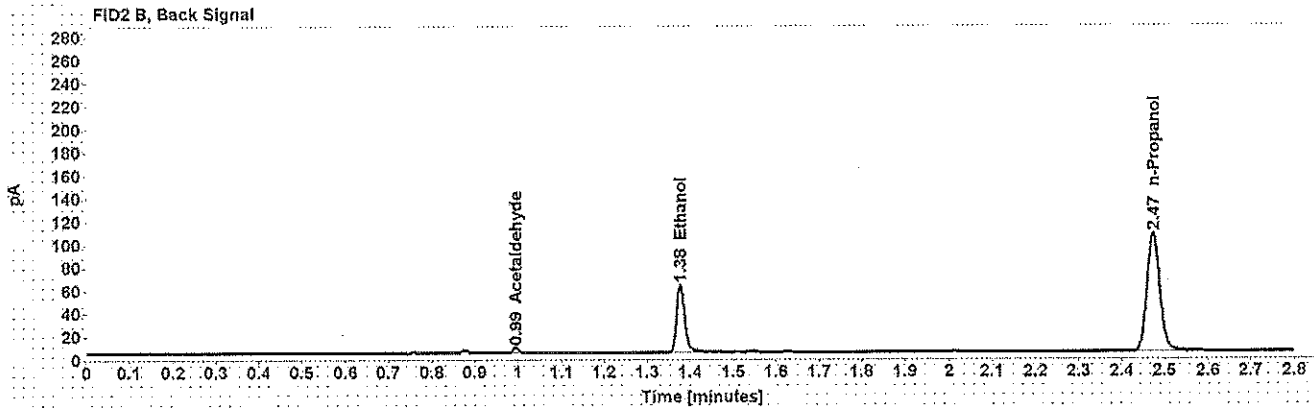
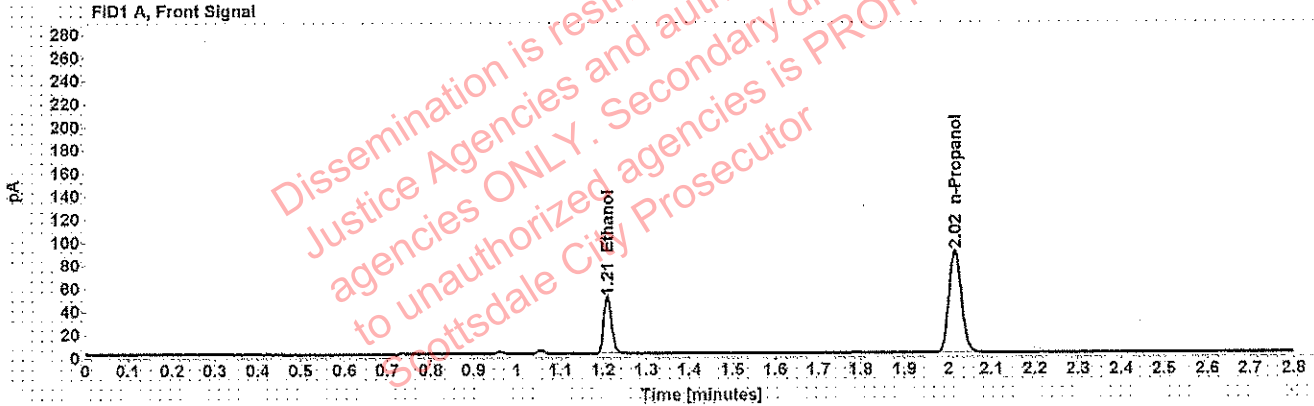


Table 1: FID 1 A (column DB-ALC1)

Compound	Amount (g/100mL)	Time (min)	Peak Area
>Ethanol	0.0995	1.210	62.141
n-Propanol	-----	2.016	176.550

Table 2: FID 2 B (column DB-ALC2)

Compound	Time (min)	Peak Area
Acetaldehyde	0.995	4.374
Ethanol	1.377	75.985
n-Propanol	2.473	213.364

## Scottsdale Police Department Crime Lab Volatiles Analysis

Sample: [REDACTED]	Item number: 72-01A
Injection date: 12/4/2018 12:59:44 PM	Vial: 43
Method: ethanol quant.M	Sequence: 4Dec18
Instrument: US14173023 CN14160045	Analyst: Adrian
Data file: C:\Chem32\11\Data\4Dec18\43.D	

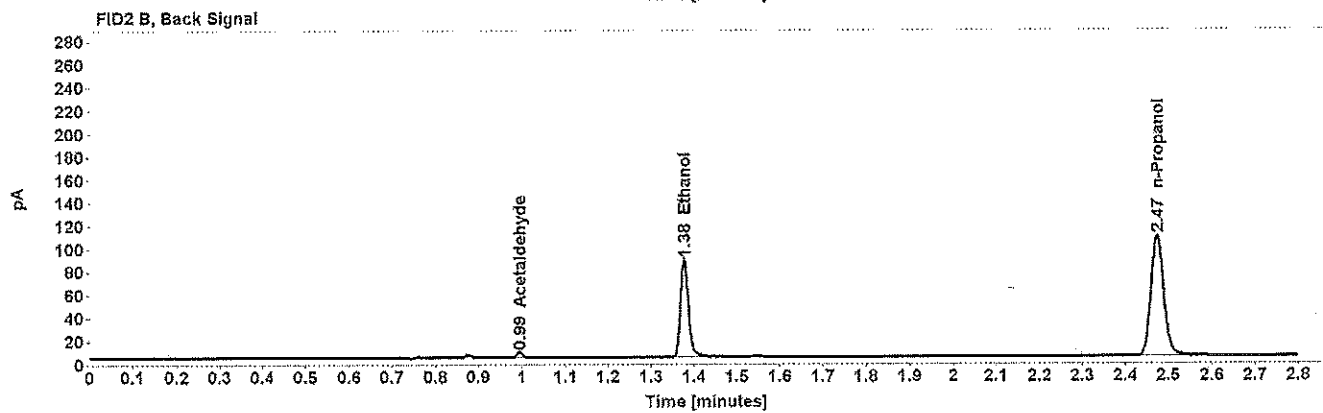
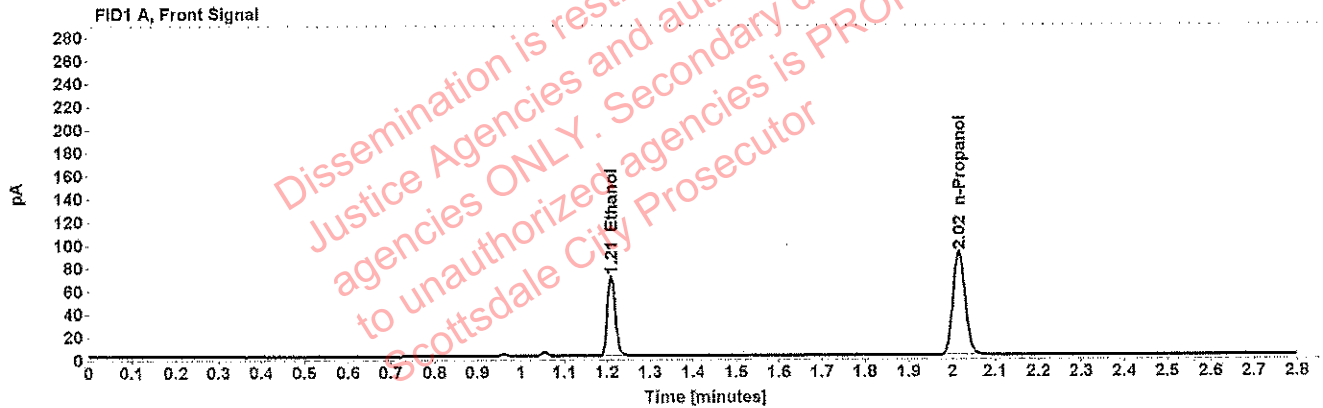


Table 1: FID 1 A (column DB-ALC1)

Compound	Amount (g/100mL)	Time (min)	Peak Area
>Ethanol	0.1392	1.209	88.873
n-Propanol	-----	2.016	179.849

Table 2: FID 2 B (column DB-ALC2)

Compound	Time (min)	Peak Area
Acetaldehyde	0.995	4.403
Ethanol	1.377	109.149
n-Propanol	2.473	216.747

## Scottsdale Police Department Crime Lab Volatiles Analysis

Sample: [REDACTED]	Item number: 72-01A
Injection date: 12/4/2018 1:03:43 PM	Vial: 44
Method: ethanol quant.M	Sequence: 4Dec18
Instrument: US14173023 CN14160045	Analyst: Adrian
Data file: C:\Chem32\1\Data\4Dec18\44.D	

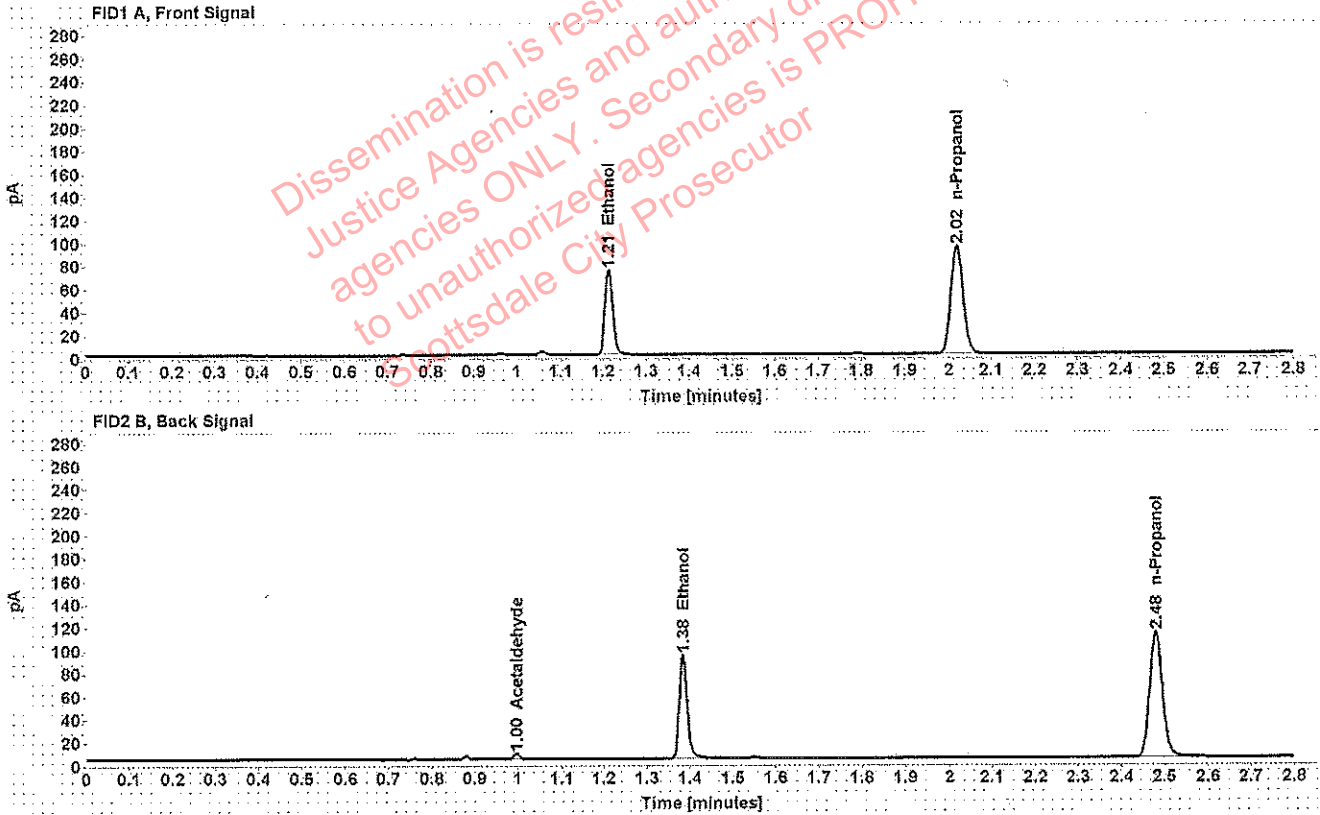


Table 1: FID 1 A (column DB-ALC1)

Compound	Amount (g/100mL)	Time (min)	Peak Area
>Ethanol	0.1429	1.213	95.068
n-Propanol	-----	2.020	187.297

Table 2: FID 2 B (column DB-ALC2)

Compound	Time (min)	Peak Area
Acetaldehyde	0.998	4.535
Ethanol	1.383	116.885
n-Propanol	2.479	226.111

## Scottsdale Police Department Crime Lab Volatiles Analysis

<b>Sample:</b> [REDACTED]	<b>Item number:</b> 310-01A
<b>Injection date:</b> 12/4/2018 1:07:43 PM	<b>Vial:</b> 45
<b>Method:</b> ethanol quant.M	<b>Sequence:</b> 4Dec18
<b>Instrument:</b> US14173023 CN14160045	<b>Analyst:</b> Adrian
<b>Data file:</b> C:\Chem32\11Data\4Dec18\45.D	

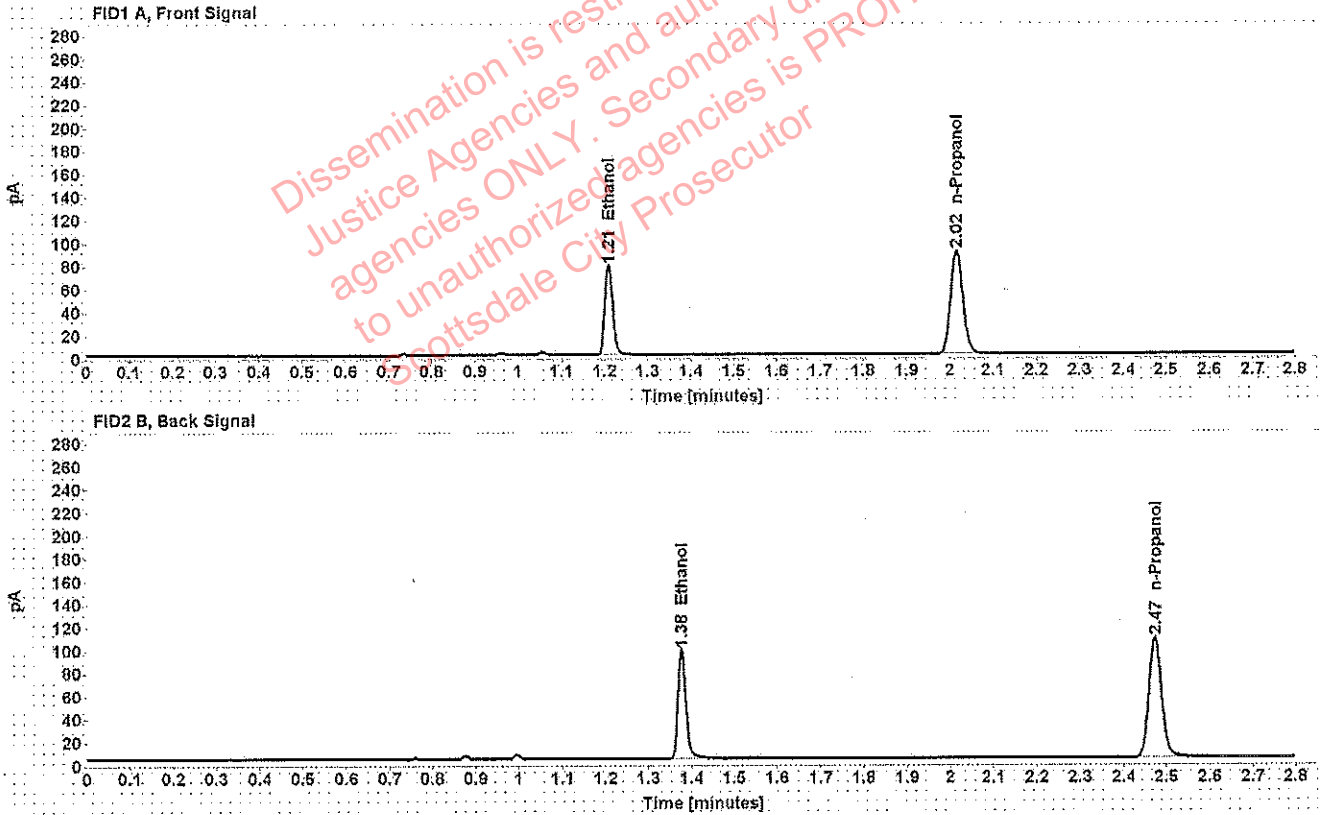


Table 1: FID 1 A (column DB-ALC1)

Compound	Amount (g/100mL)	Time (min)	Peak Area
>Ethanol	0.1555	1.209	98.621
n-Propanol	-----	2.016	178.469

Table 2: FID 2 B (column DB-ALC2)

Compound	Time (min)	Peak Area
Ethanol	1.377	121.258
n-Propanol	2.473	215.499

## Scottsdale Police Department Crime Lab Volatiles Analysis

<b>Sample:</b> [REDACTED]	<b>Item number:</b> 310-01A
<b>Injection date:</b> 12/4/2018 1:11:43 PM	<b>Vial:</b> 46
<b>Method:</b> ethanol quant.M	<b>Sequence:</b> 4Dec18
<b>Instrument:</b> US14173023 CN14160045	<b>Analyst:</b> Adrian
<b>Data file:</b> C:\Chem32\1\Data\4Dec18\46.D	

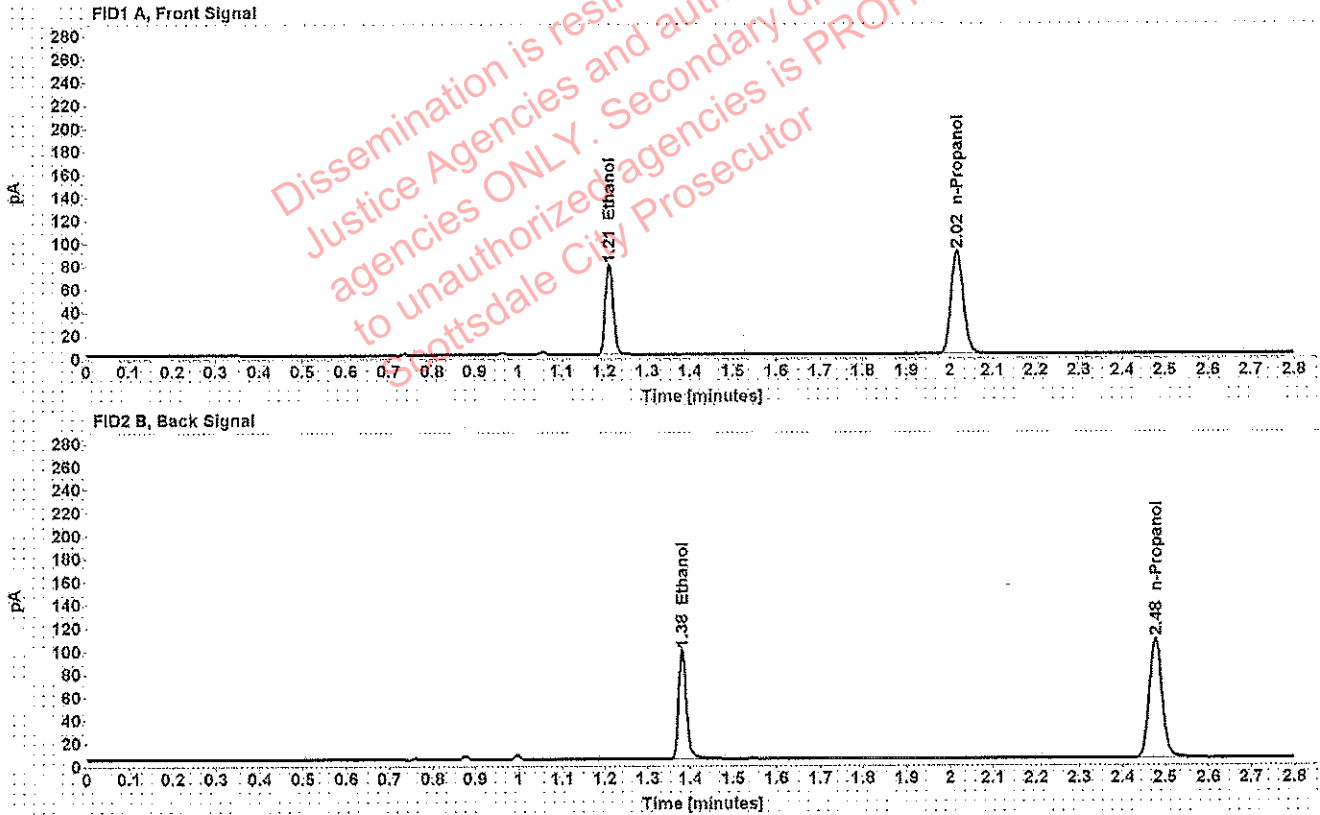


Table 1: FID 1 A (column DB-ALC1)

Compound	Amount (g/100mL)	Time (min)	Peak Area
>Ethanol	0.1576	1.211	100.038
n-Propanol	-----	2.018	178.556

Table 2: FID 2 B (column DB-ALC2)

Compound	Time (min)	Peak Area
Ethanol	1.380	122.830
n-Propanol	2.477	215.113

## Scottsdale Police Department Crime Lab Volatiles Analysis

<b>Sample:</b> [REDACTED]	<b>Item number:</b> 1246540
<b>Injection date:</b> 12/4/2018 1:15:43 PM	<b>Vial:</b> 47
<b>Method:</b> ethanol quant.M	<b>Sequence:</b> 4Dec18
<b>Instrument:</b> US14173023 CN14160045	<b>Analyst:</b> Adrian
<b>Data file:</b> C:\Chem32\11\Data\4Dec18\47.D	

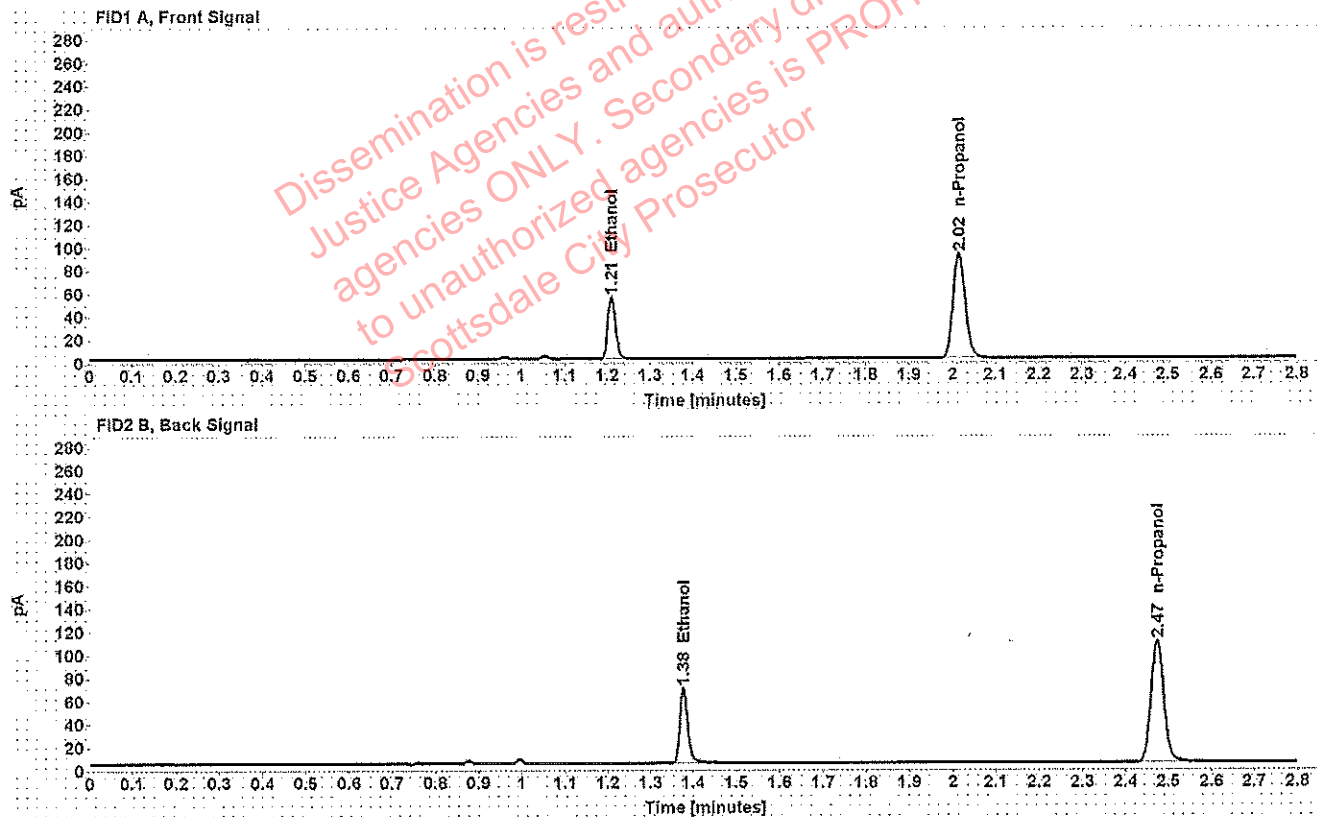


Table 1: FID 1 A (column DB-ALC1)

Compound	Amount (g/100mL)	Time (min)	Peak Area
>Ethanol	0.1070	1.210	68.808
n-Propanol	-----	2.016	181.503

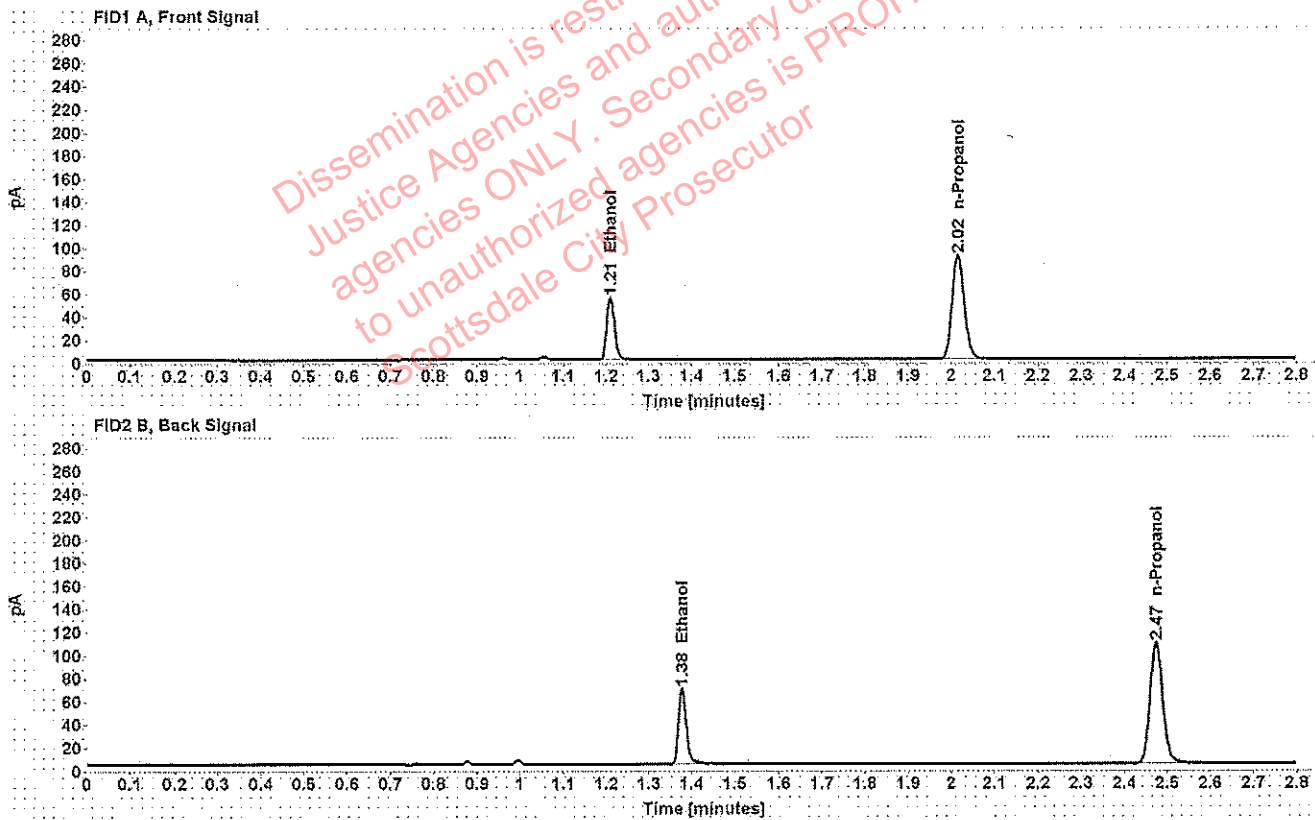
Table 2: FID 2 B (column DB-ALC2)

Compound	Time (min)	Peak Area
Ethanol	1.377	83.982
n-Propanol	2.474	219.484



## Scottsdale Police Department Crime Lab Volatiles Analysis

Sample: [REDACTED]	Item number: 1246540
Injection date: 12/4/2018 1:19:44 PM	Vial: 48
Method: ethanol quant.M	Sequence: 4Dec18
Instrument: US14173023 CN14160045	Analyst: Adrian
Data file: C:\Chem32\1\Data\4Dec18\48.D	



Dissemination is restricted to Criminal Justice Agencies and authorized agencies ONLY. Secondary dissemination to unauthorized agencies is PROHIBITED. Scottsdale City Prosecutor

Table 1: FID 1 A (column DB-ALC1)

Compound	Amount (g/100mL)	Time (min)	Peak Area
>Ethanol	0.1081	1.210	68.860
n-Propanol	-----	2.016	179.864

Table 2: FID 2 B (column DB-ALC2)

Compound	Time (min)	Peak Area
Ethanol	1.378	85.804
n-Propanol	2.474	216.930

## Scottsdale Police Department Crime Lab Volatiles Analysis

<b>Sample:</b> [REDACTED]	<b>Item number:</b> 1245573
<b>Injection date:</b> 12/4/2018 1:23:59 PM	<b>Vial:</b> 49
<b>Method:</b> ethanol quant.M	<b>Sequence:</b> 4Dec18
<b>Instrument:</b> US14173023 CN14160045	<b>Analyst:</b> Adrian
<b>Data file:</b> C:\Chem32\1\Data\4Dec18\49.D	

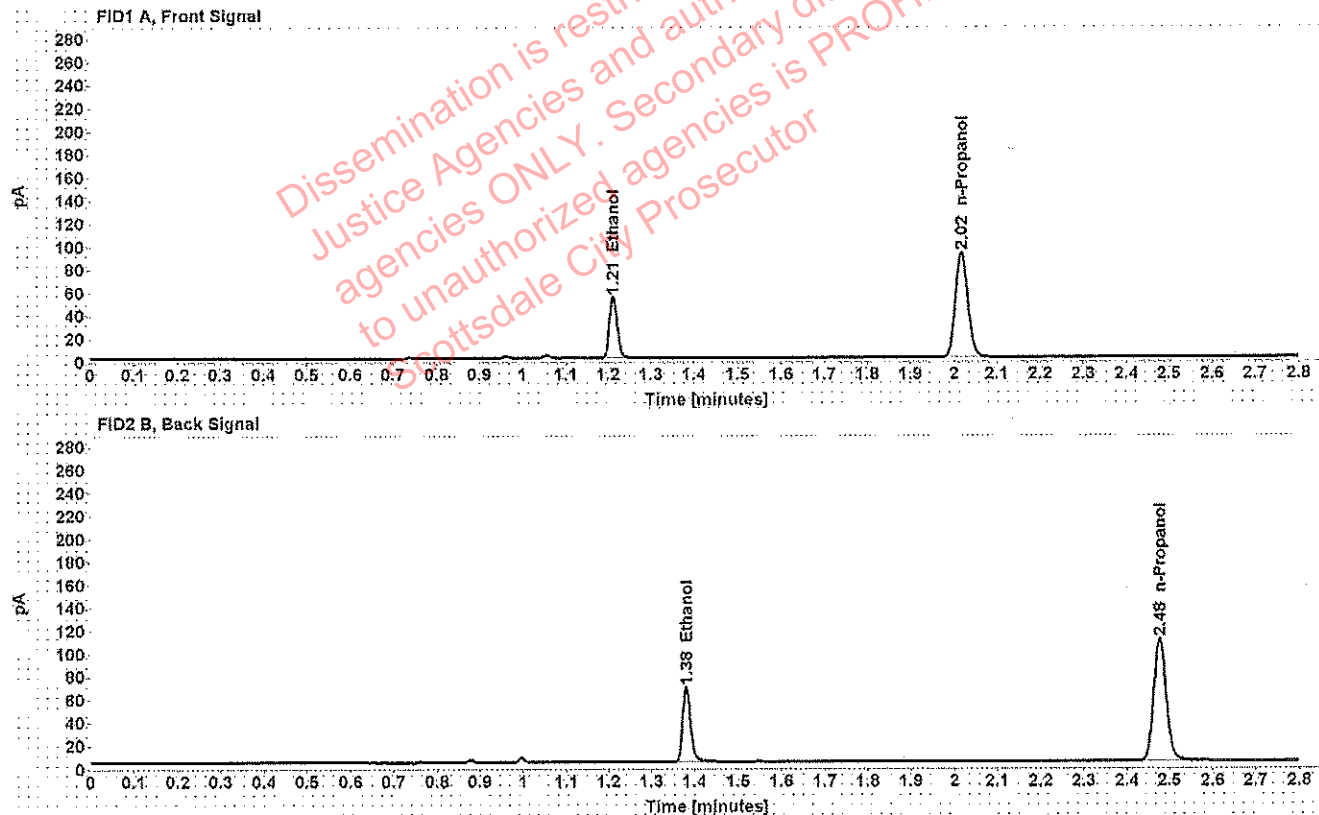


Table 1: FID 1 A (column DB-ALC1)

Compound	Amount (g/100mL)	Time (min)	Peak Area
>Ethanol	0.1065	1.212	68.913
n-Propanol	-----	2.018	182.619

Table 2: FID 2 B (column DB-ALC2)

Compound	Time (min)	Peak Area
Ethanol	1.381	83.911
n-Propanol	2.477	219.646

## Scottsdale Police Department Crime Lab Volatiles Analysis

<b>Sample:</b> [REDACTED]	<b>Item number:</b> 1245573
<b>Injection date:</b> 12/4/2018 1:27:58 PM	<b>Vial:</b> 50
<b>Method:</b> ethanol quant.M	<b>Sequence:</b> 4Dec18
<b>Instrument:</b> US14173023 CN14160045	<b>Analyst:</b> Adrian
<b>Data file:</b> C:\Chem32\1\Data\4Dec18\50.D	

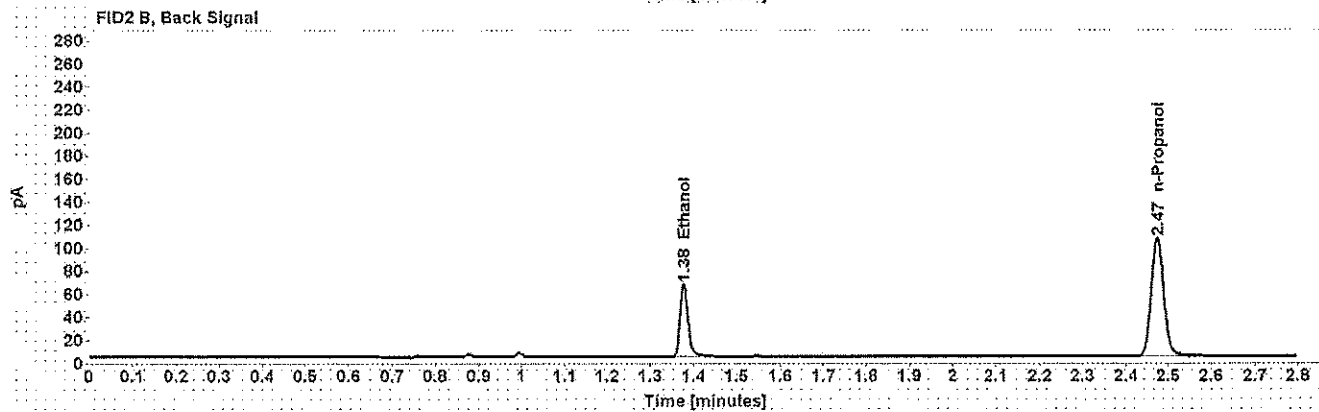
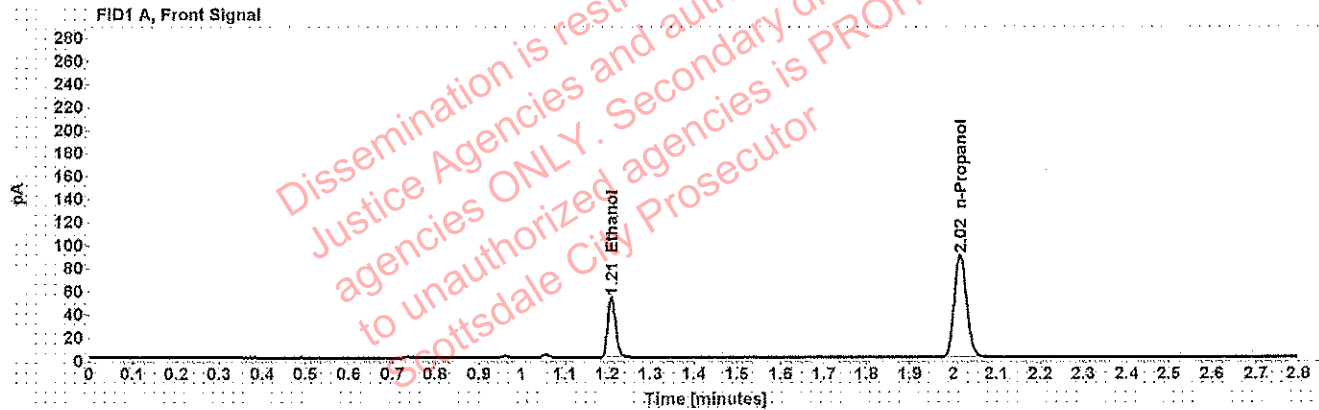


Table 1: FID 1 A (column DB-ALC1)

Compound	Amount (g/100mL)	Time (min)	Peak Area
>Ethanol	0.1059	1.210	66.264
n-Propanol	-----	2.016	176.678

Table 2: FID 2 B (column DB-ALC2)

Compound	Time (min)	Peak Area
Ethanol	1.377	80.578
n-Propanol	2.474	212.490

### Scottsdale Police Department Crime Lab Volatiles Analysis

<b>Sample:</b> [REDACTED]	<b>Item number:</b> 1246485
<b>Injection date:</b> 12/4/2018 1:31:59 PM	<b>Vial:</b> 51
<b>Method:</b> ethanol quant.M	<b>Sequence:</b> 4Dec18
<b>Instrument:</b> US14173023 CN14160045	<b>Analyst:</b> Adrian
<b>Data file:</b> C:\Chem32\1\Data\4Dec18\51.D	

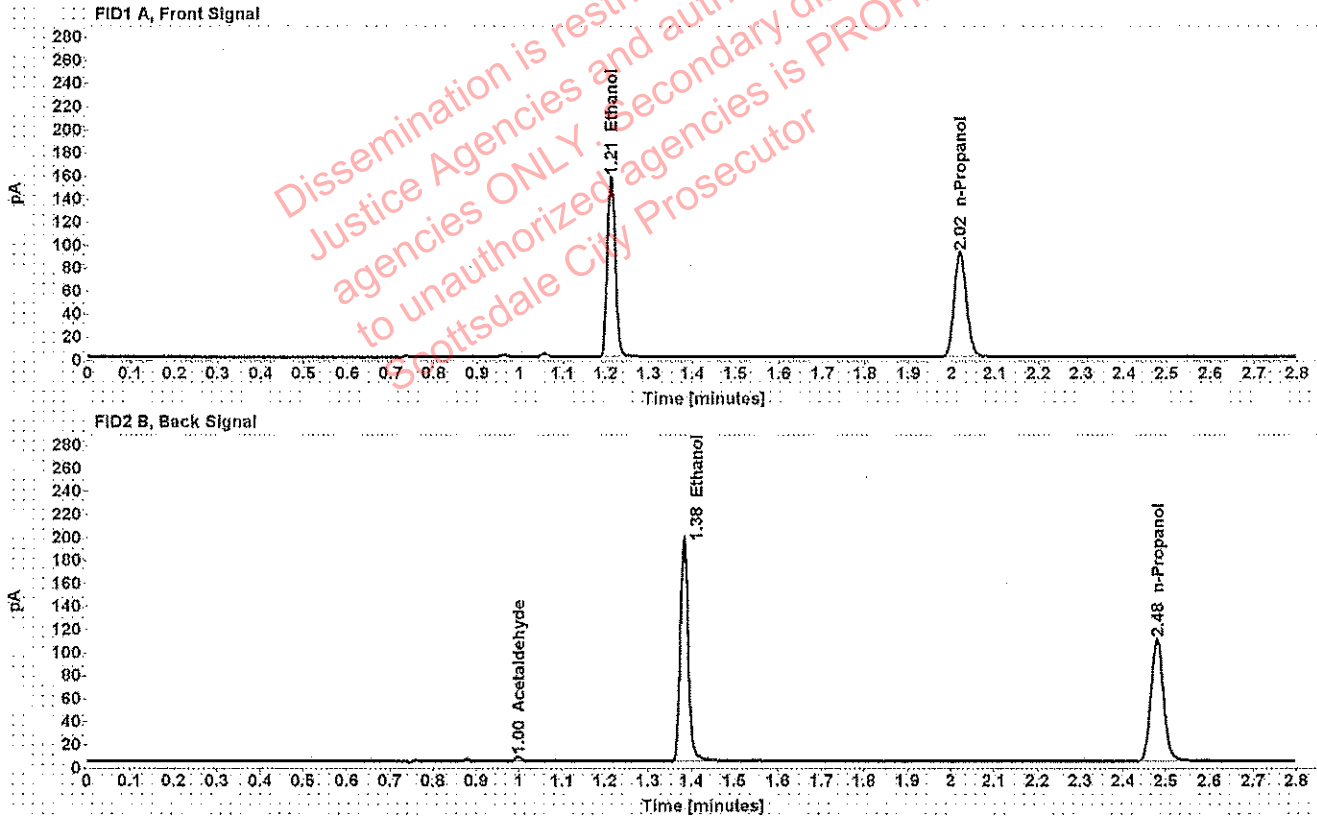


Table 1: FID 1 A (column DB-ALC1)

Compound	Amount (g/100mL)	Time (min)	Peak Area
>Ethanol	0.3110	1.212	201.996
n-Propanol	-----	2.019	181.996

Table 2: FID 2 B (column DB-ALC2)

Compound	Time (min)	Peak Area
Acetaldehyde	0.998	4.076
Ethanol	1.383	249.205
n-Propanol	2.479	219.663

## Scottsdale Police Department Crime Lab Volatiles Analysis

<b>Sample:</b> [REDACTED]	<b>Item number:</b> 1246485
<b>Injection date:</b> 12/4/2018 1:35:59 PM	<b>Vial:</b> 52
<b>Method:</b> ethanol quant.M	<b>Sequence:</b> 4Dec18
<b>Instrument:</b> US14173023 CN14160045	<b>Analyst:</b> Adrian
<b>Data file:</b> C:\Chem32\1\Data\4Dec18\52.D	

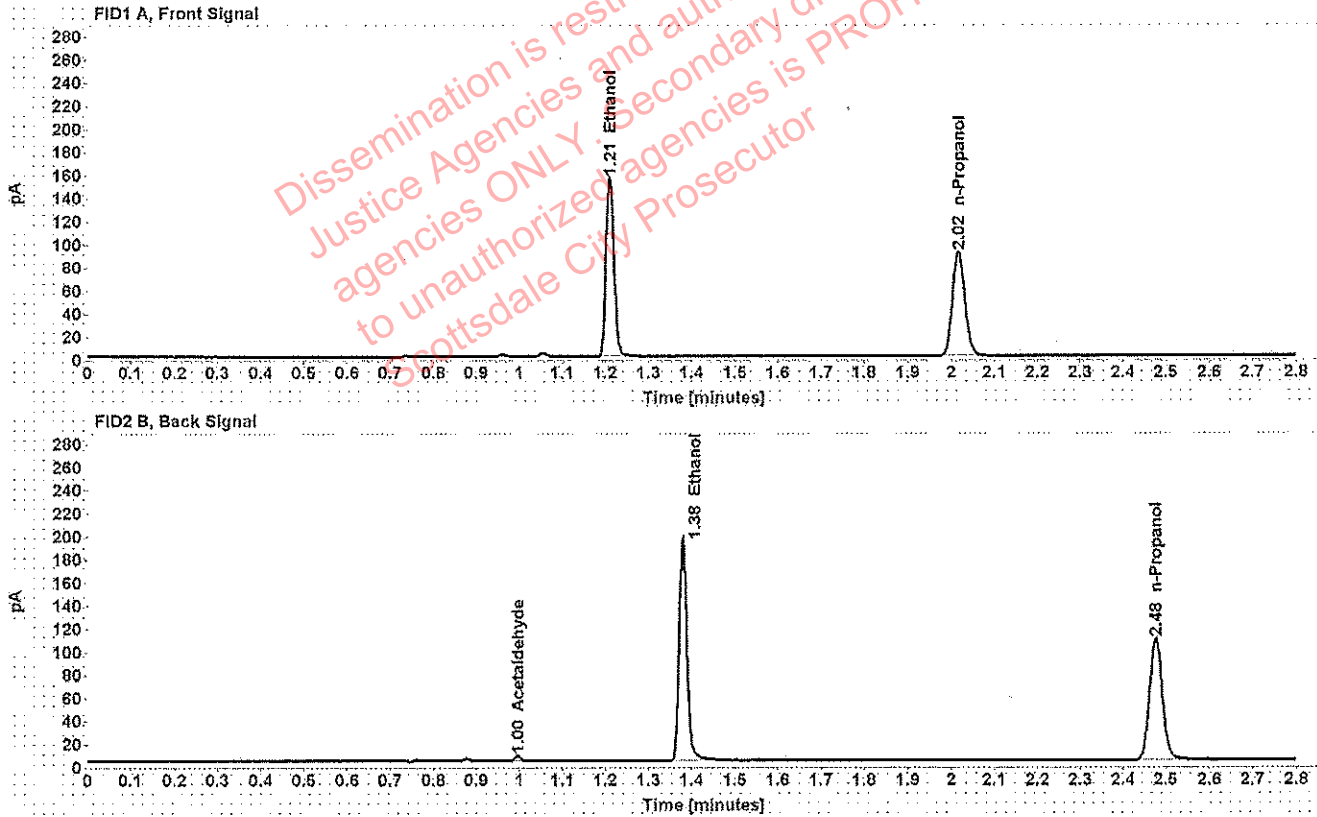


Table 1: FID 1 A (column DB-ALC1)

Compound	Amount (g/100mL)	Time (min)	Peak Area
>Ethanol	0.3077	1.210	198.601
n-Propanol	-----	2.017	180.866

Table 2: FID 2 B (column DB-ALC2)

Compound	Time (min)	Peak Area
Acetaldehyde	0.996	4.090
Ethanol	1.379	244.919
n-Propanol	2.476	218.392