

SCOTTSDALE POLICE DEPARTMENT CRIME LABORATORY BLOOD ALCOHOL FACE SHEET

ANALYSIS DATE 1/15/2019 SEQUENCE NAME 15Jan19

EQUIPMENT

Pipettor Hamilton ML600EH7497 Hamilton ML600GJ10749
 Gas Chromatograph Agilent US14173023

INSTRUMENT CALIBRATION

Vial 1 0.02 calibrator Lot FN03241604 Coefficient of determination (r²)
 Vial 2 0.10 calibrator Lot FN06181501 0.99999
 Vial 3 0.20 calibrator Lot FN07201502
 Vial 4 0.40 calibrator Lot FN11191402

CALIBRATION VERIFICATION AND RESOLUTION TEST

Vial	Sample	Expected result	Measured result	Manufacturer/lot
5	Blank	Not detected	Not detected	SPD lab 121118
6	Volatiles mixture	6 compounds	6 compounds	SPD lab 020917WLA
7	Aqueous control	0.400 g/dL	0.400 g/dL	Lipomed 08012015-C
8	Aqueous control	0.040 g/dL	0.039 g/dL	Lipomed 09022015-A
9	Blood control	0.198 g/dL	0.197 g/dL	ACQ 407041529/13
20	Aqueous control	0.080 g/dL	0.079 g/dL	Lipomed 28082014-B
31	Aqueous control	0.150 g/dL	0.152 g/dL	Lipomed 09022015-C
42	Blood control	0.198 g/dL	0.200 g/dL	ACQ 407041529/13
53	Aqueous control	0.080 g/dL	0.082 g/dL	Lipomed 28082014-B
64	Aqueous control	0.150 g/dL	0.150 g/dL	Lipomed 09022015-C
69	Aqueous control	0.400 g/dL	0.405 g/dL	Lipomed 08012015-C
70	Aqueous control	0.040 g/dL	0.039 g/dL	Lipomed 09022015-A
71	Blood control	0.198 g/dL	0.200 g/dL	ACQ 407041529/13
72	Blank	Not detected	Not detected	SPD lab 121118

SUBJECT SAMPLES

Subjects in the sequence 27 Subjects requiring reanalysis 0

ADDITIONAL NOTES: All testing proceeded as expected.

Run valid Run invalid WAB1570 1/16/19 Analyst
 Run valid Run invalid MMB B1466 1/16/19 Technical Reviewer

Scottsdale Police Department Crime Laboratory Sequence Quality Assurance Summary

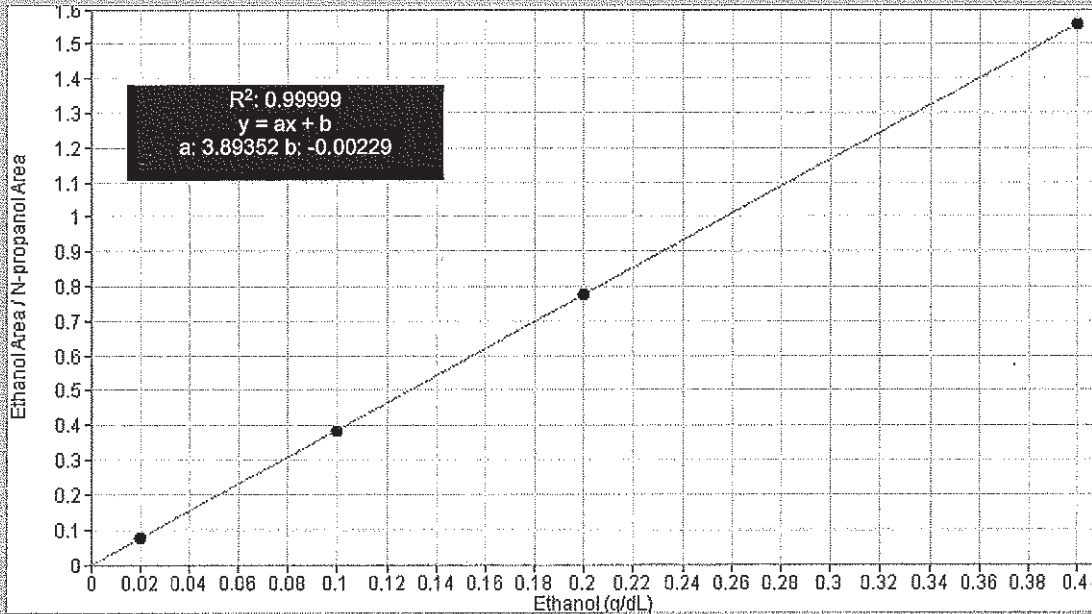
SEQUENCE NAME: 15Jan19

ANALYST: Adrian *WA*

Sample Name	Vial	Measured Value (g/dL)	Expected Value (g/dL)	Percent Difference	Absolute Difference (g/dL)
blank 121118	5	negative	negative	-	-
0.400 08012015-C	7	0.400	0.400	0.00	0.000
0.040 09022015-A	8	0.039	0.040	2.50	-0.001
0.198 407041529/13	9	0.197	0.198	0.51	-0.001
0.080 28082014-B	20	0.079	0.080	1.25	-0.001
0.150 09022015-C	31	0.152	0.150	1.33	0.002
0.198 407041529/13	42	0.200	0.198	1.01	0.002
0.080 28082014-B	53	0.082	0.080	2.50	0.002
0.150 09022015-C	64	0.150	0.150	0.00	0.000
0.40 08012015-C	69	0.405	0.400	1.25	0.005
0.04 09022015-A	70	0.039	0.040	2.50	-0.001
0.198 407041529/13	71	0.200	0.198	1.01	0.002
blank 121118	72	negative	negative	-	-

Calibrator	Ethanol Area	N-propanol Area	Ratio
0.020	12.888	168.427	0.077
0.100	63.585	165.224	0.385
0.200	129.627	166.625	0.778
0.400	257.981	165.919	1.555

Calibration Line



Scottsdale Police Department Crime Lab Volatiles Analysis

WA

Sample: 0.020 FN03241604	Item number:
Injection date: 1/15/2019 2:04:34 PM	Vial: 1
Method: ethanol quant.M	Sequence: 15Jan19
Instrument: US14173023 CN14160045	Analyst: Adrian
Data file: C:\Chem32\1\Data\15Jan19\1.D	

Dissemination is restricted to Criminal Justice Agencies and authorized NCJ-C.J. agencies ONLY. Secondary dissemination to unauthorized agencies is PROHIBITED. Scottsdale City Prosecutor

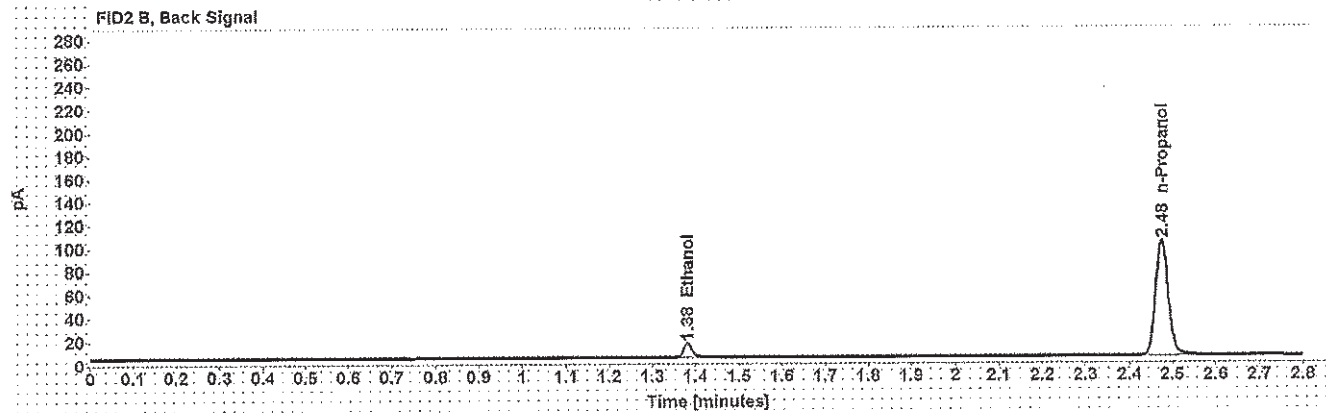
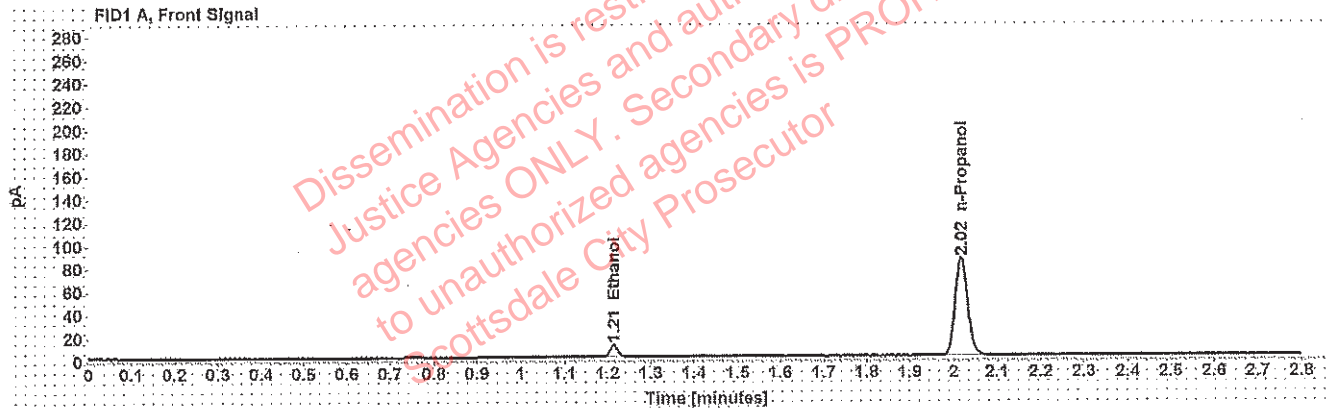


Table 1: FID 1 A (column DB-ALC1)

Compound	Time (min)	Peak Area
Ethanol	1.214	12.888
n-Propanol	2.017	168.427

Table 2: FID 2 B (column DB-ALC2)

Compound	Time (min)	Peak Area
Ethanol	1.381	15.663
n-Propanol	2.475	202.794

Scottsdale Police Department Crime Lab Volatiles Analysis

Sample: 0.100 FN06181501	Item number:
Injection date: 1/15/2019 2:08:33 PM	Vial: 2
Method: ethanol quant.M	Sequence: 15Jan19
Instrument: US14173023 CN14160045	Analyst: Adrian
Data file: C:\Chem32\1\Data\15Jan19\2.D	

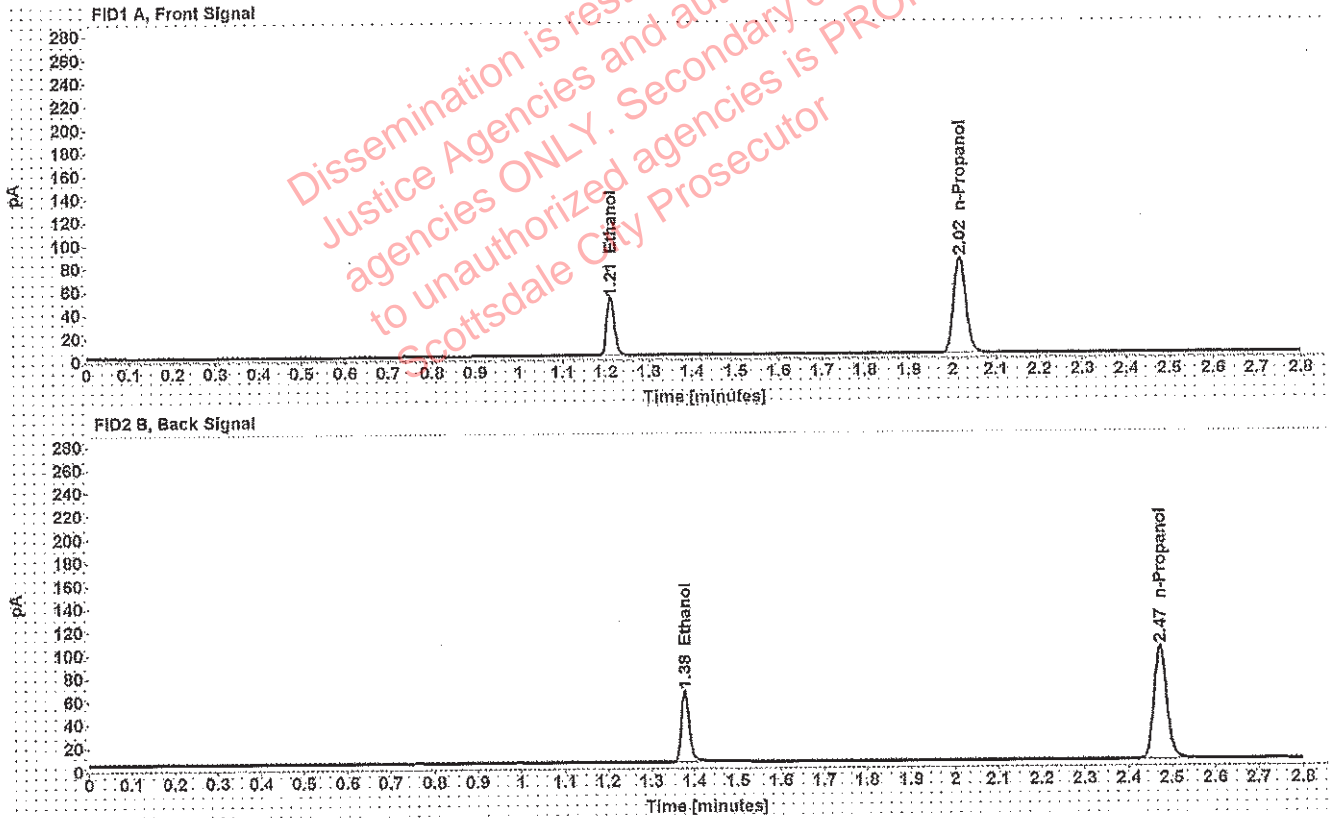


Table 1: FID 1 A (column DB-ALC1)

Compound	Time (min)	Peak Area
Ethanol	1.210	63.585
n-Propanol	2.016	165.224

Table 2: FID 2 B (column DB-ALC2)

Compound	Time (min)	Peak Area
Ethanol	1.378	78.196
n-Propanol	2.473	199.581

Scottsdale Police Department Crime Lab Volatiles Analysis

KMA

Sample:	0.200 FN07201502	Item number:	
Injection date:	1/15/2019 2:12:34 PM	Vial:	3
Method:	ethanol quant.M	Sequence:	15Jan19
Instrument:	US14173023 CN14160045	Analyst:	Adrian
Data file:	C:\Chem32\1\Data\15Jan19\3.D		

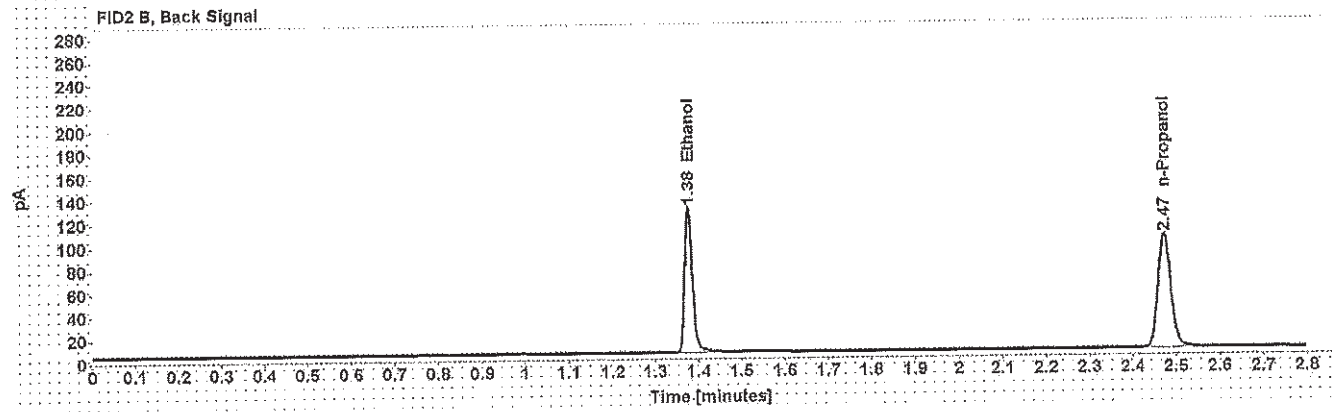
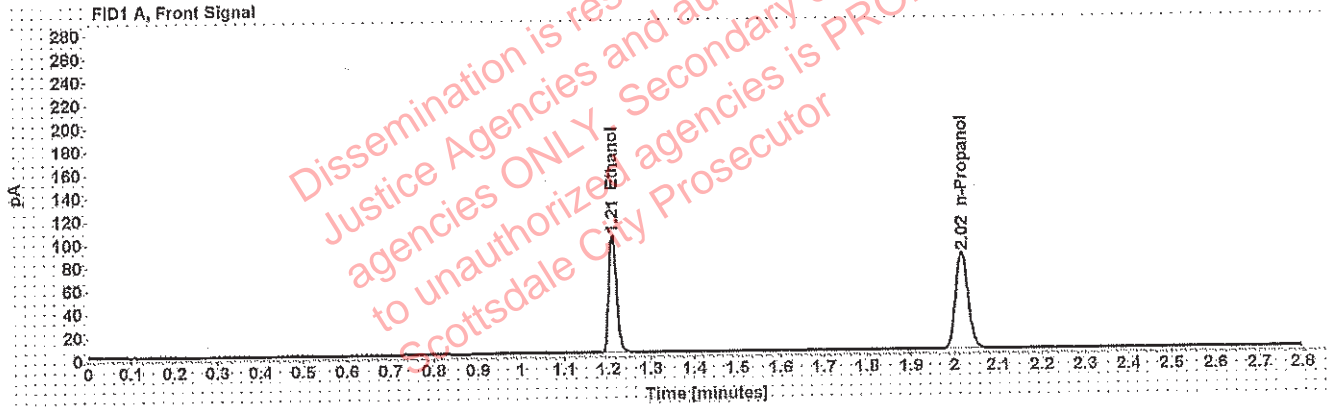


Table 1: FID 1 A (column DB-ALC1)

Compound	Time (min)	Peak Area
Ethanol	1.210	129.627
n-Propanol	2.016	166.625

Table 2: FID 2 B (column DB-ALC2)

Compound	Time (min)	Peak Area
Ethanol	1.377	160.005
n-Propanol	2.473	201.988

Scottsdale Police Department Crime Lab Volatiles Analysis

Sample: 0.400 FN11191402	Item number:
Injection date: 1/15/2019 2:16:34 PM	Vial: 4
Method: ethanol quant.M	Sequence: 15Jan19
Instrument: US14173023 CN14160045	Analyst: Adrian
Data file: C:\Chem32\1\Data\15Jan19\4.D	

WA

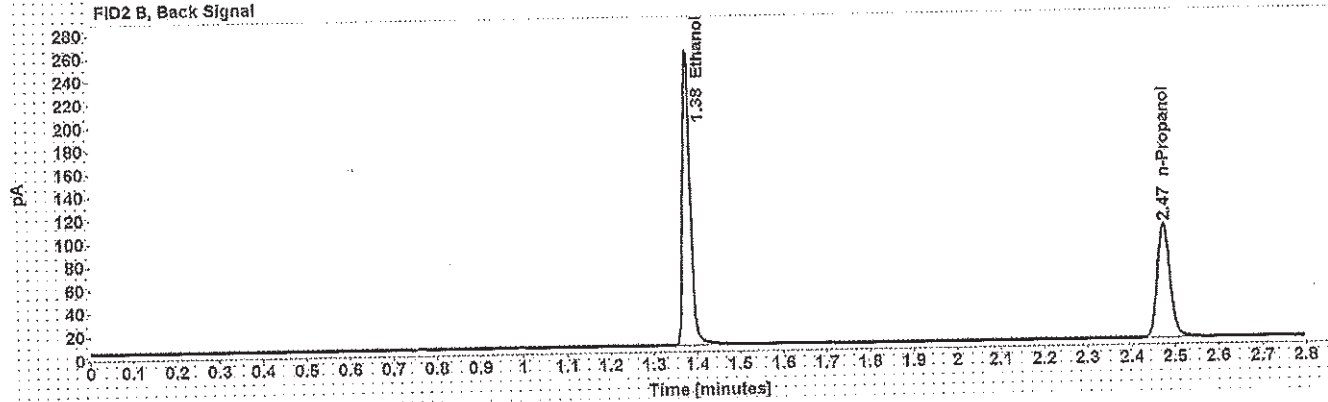
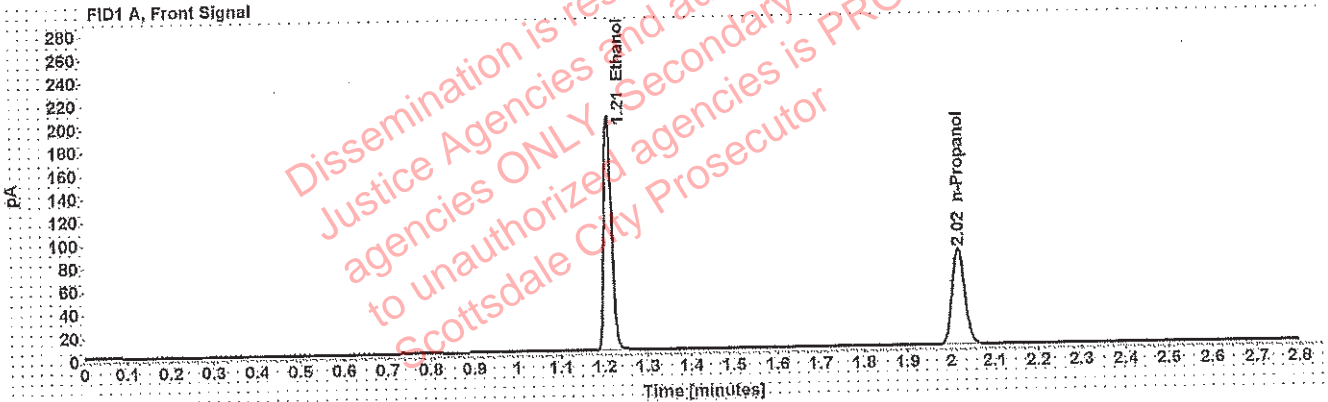


Table 1: FID 1 A (column DB-ALC1)

Compound	Time (min)	Peak Area
Ethanol	1.209	257.981
n-Propanol	2.016	165.919

Table 2: FID 2 B (column DB-ALC2)

Compound	Time (min)	Peak Area
Ethanol	1.377	319.721
n-Propanol	2.474	201.507

Scottsdale Police Department Crime Lab Volatiles Analysis

WJA

Sample: blank 121118	Item number:
Injection date: 1/15/2019 2:20:34 PM	Vial: 5
Method: ethanol quant.M	Sequence: 15Jan19
Instrument: US14173023 CN14160045	Analyst: Adrian
Data file: C:\Chem32\1\Data\15Jan19\5.D	

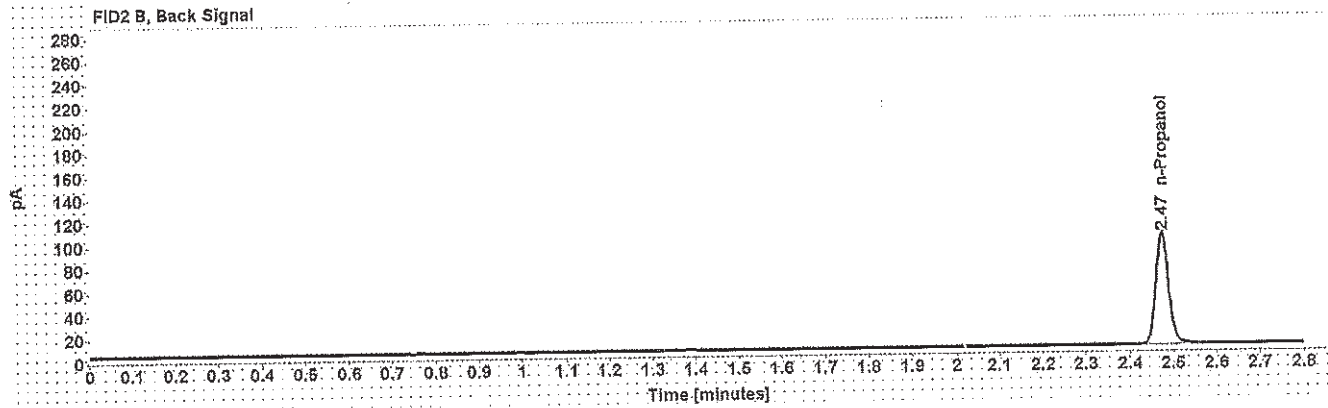
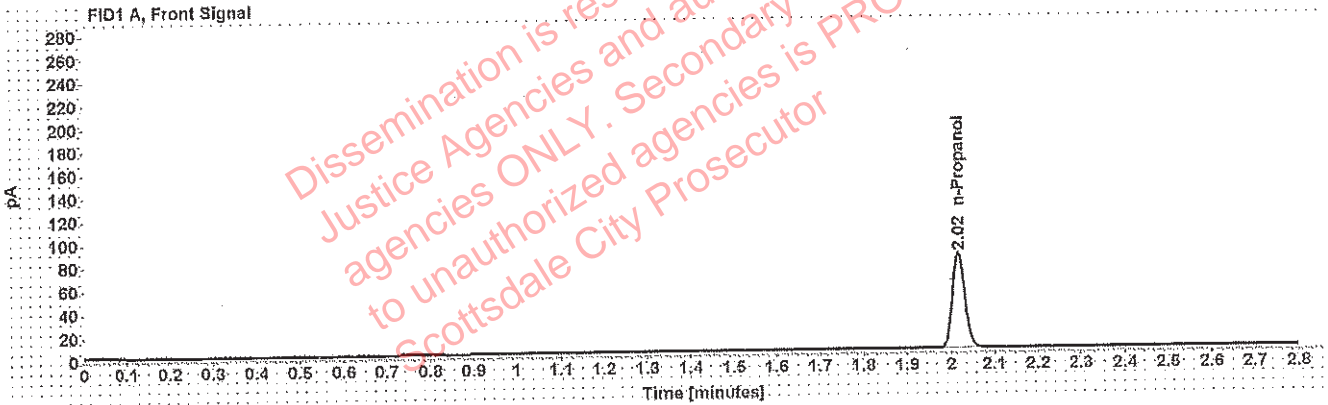


Table 1: FID 1 A (column DB-ALC1)

Compound	Amount (g/100mL)	Time (min)	Peak Area
n-Propanol	-----	2.017	164.063

Table 2: FID 2 B (column DB-ALC2)

Compound	Time (min)	Peak Area
n-Propanol	2.474	198.128

Scottsdale Police Department Crime Lab Volatiles Analysis

LWA

Sample: volatiles mix 020917	Item number:
Injection date: 1/15/2019 2:24:34 PM	Vial: 6
Method: ethanol quant.M	Sequence: 15Jan19
Instrument: US14173023 CN14160045	Analyst: Adrian
Data file: C:\Chem32\1\Data\15Jan19\6.D	

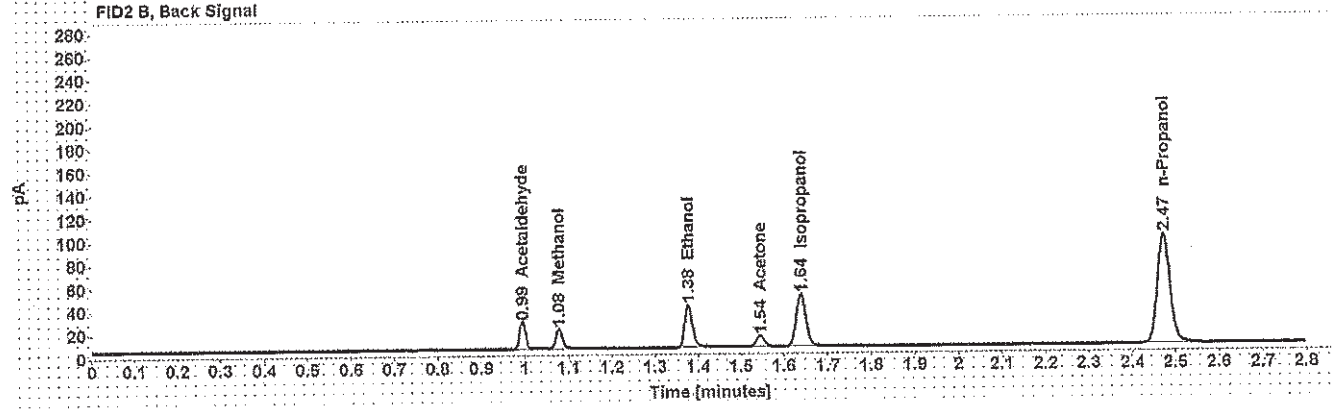
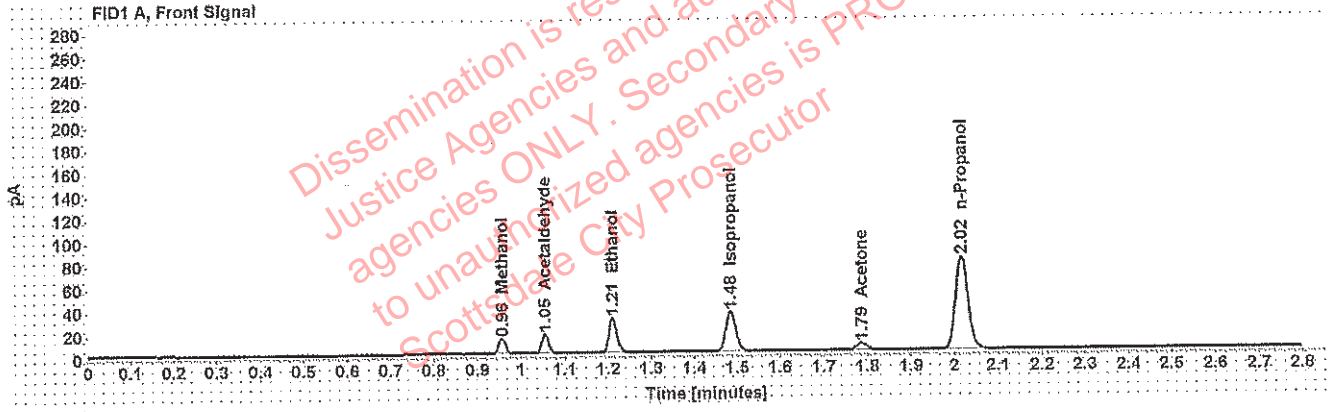


Table 1: FID 1 A (column DB-ALC1)

Compound	Amount (g/100mL)	Time (min)	Peak Area
Methanol	-----	0.957	14.413
Acetaldehyde	-----	1.055	17.490
>Ethanol	0.0617	1.210	38.148
Isopropanol	-----	1.484	55.067
Acetone	-----	1.786	10.215
n-Propanol	-----	2.016	160.412

Table 2: FID 2 B (column DB-ALC2)

Compound	Time (min)	Peak Area
Acetaldehyde	0.994	22.719
Methanol	1.078	18.151
Ethanol	1.377	46.699
Acetone	1.545	12.120
Isopropanol	1.639	69.089
n-Propanol	2.472	194.270

Scottsdale Police Department Crime Lab Volatiles Analysis

Sample: 0.400 08012015-C	Item number: WAA
Injection date: 1/15/2019 2:28:49 PM	Vial: 7
Method: ethanol quant.M	Sequence: 15Jan19
Instrument: US14173023 CN14160045	Analyst: Adrian
Data file: C:\Chem32\1\Data\15Jan19\7.D	

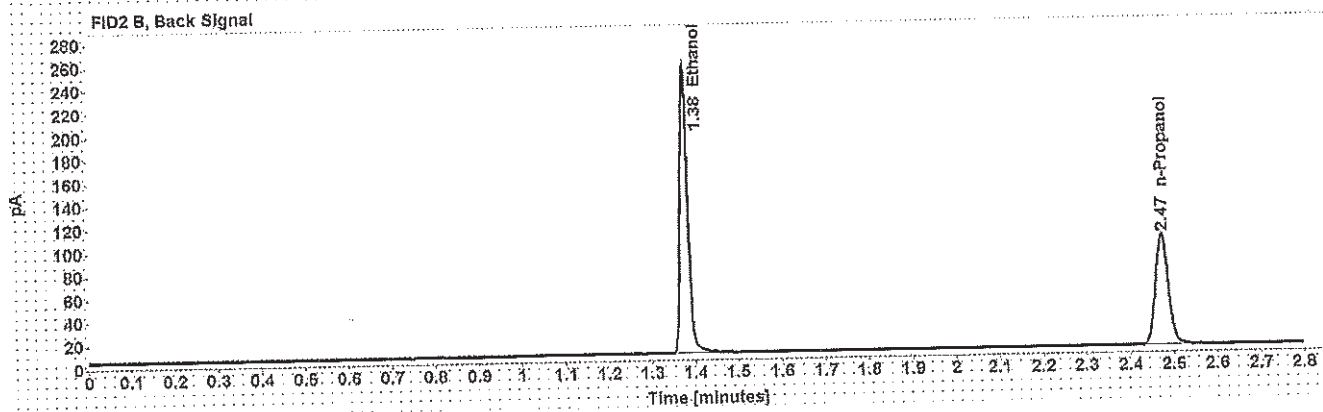
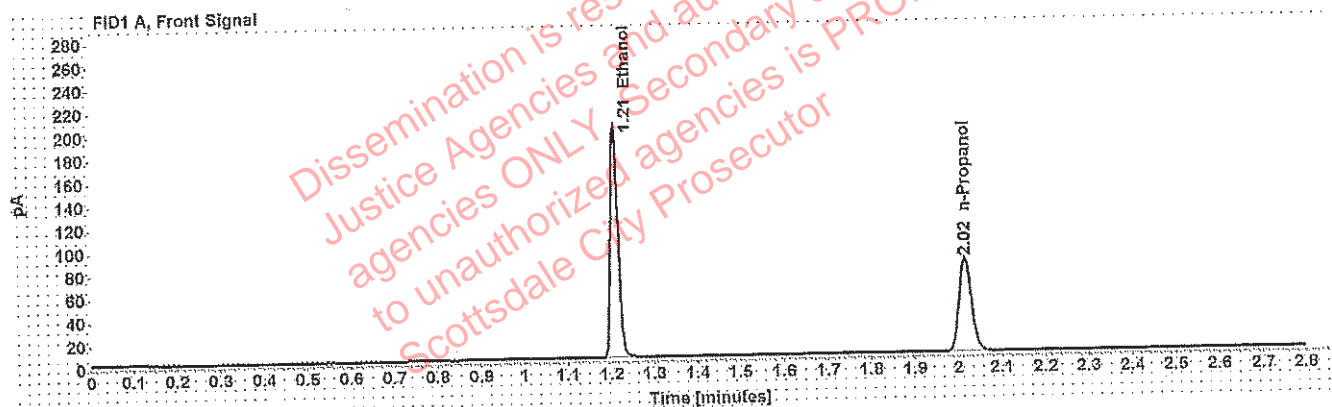


Table 1: FID 1 A (column DB-ALC1)

Compound	Amount (g/100mL)	Time (min)	Peak Area
>Ethanol	0.4008	1.208	253.418
n-Propanol	-----	2.016	162.634

Table 2: FID 2 B (column DB-ALC2)

Compound	Time (min)	Peak Area
Ethanol	1.376	313.850
n-Propanol	2.472	197.310

Scottsdale Police Department Crime Lab Volatiles Analysis

WA

Sample: 0.040 09022015-A	Item number:
Injection date: 1/15/2019 2:32:49 PM	Vial: 8
Method: ethanol quant.M	Sequence: 15Jan19
Instrument: US14173023 CN14160045	Analyst: Adrian
Data file: C:\Chem32\1\Data\15Jan19\8.D	

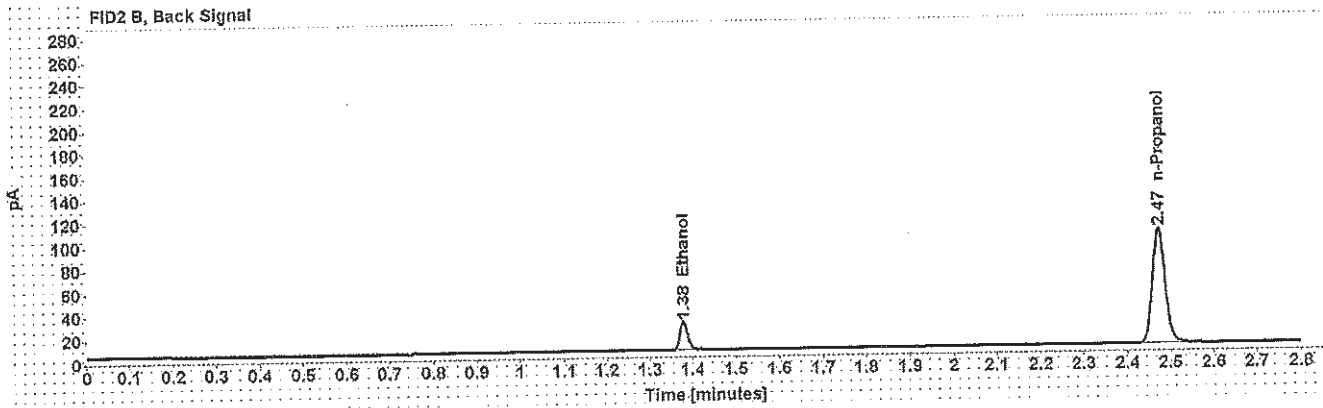
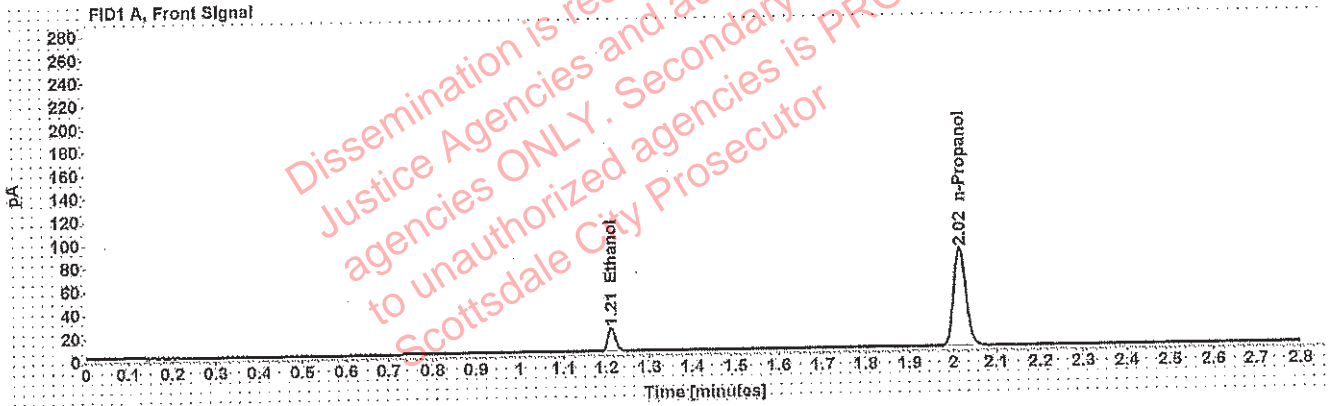


Table 1: FID 1 A (column DB-ALC1)

Compound	Amount (g/100mL)	Time (min)	Peak Area
>Ethanol	0.0396	1.211	25.513
n-Propanol	-----	2.016	167.982

Table 2: FID 2 B (column DB-ALC2)

Compound	Time (min)	Peak Area
Ethanol	1.378	31.140
n-Propanol	2.473	203.286

Scottsdale Police Department Crime Lab Volatiles Analysis

Sample: 0.198 407041529/13	Item number:
Injection date: 1/15/2019 2:36:49 PM	Vial: 9
Method: ethanol quant.M	Sequence: 15Jan19
Instrument: US14173023 CN14160045	Analyst: Adrian
Data file: C:\Chem32\1\Data\15Jan19\9.D	

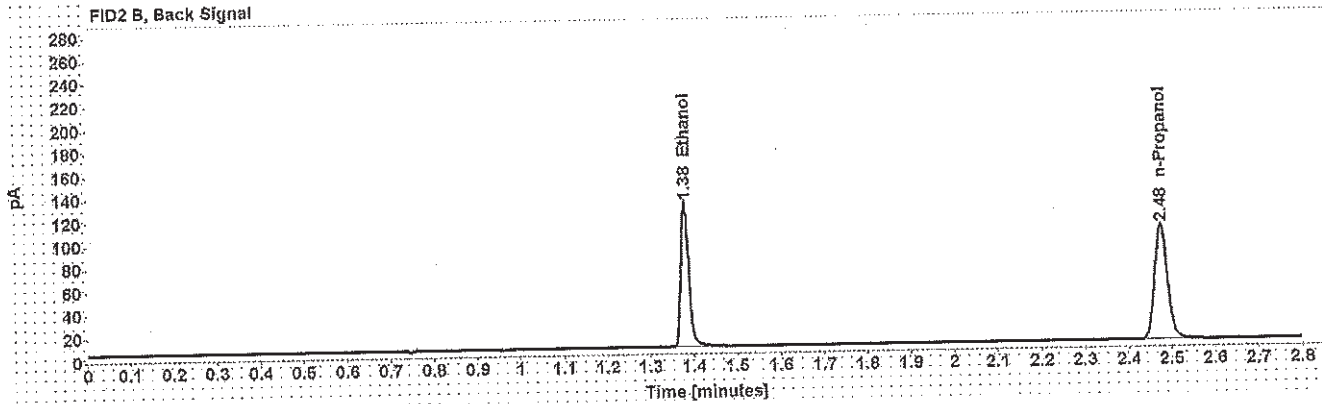
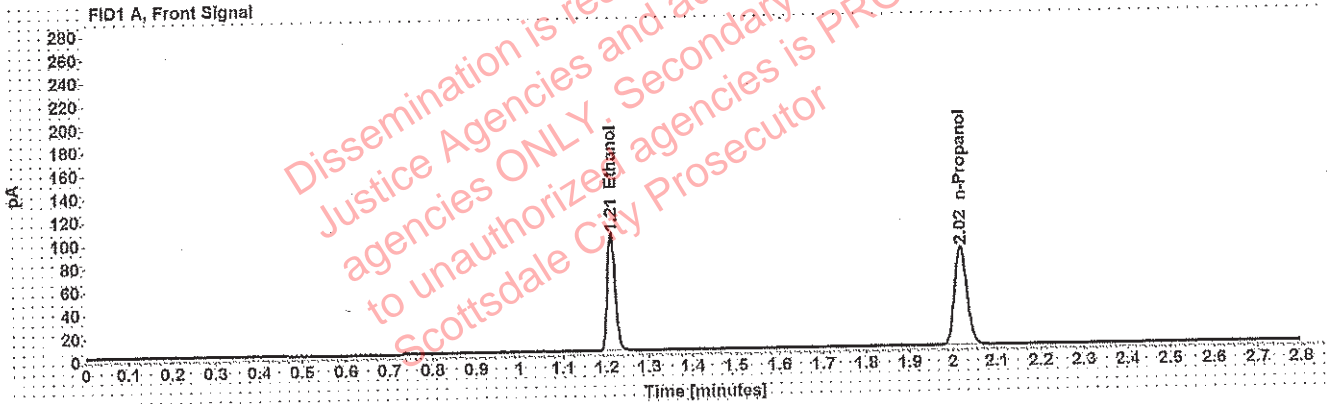


Table 1: FID 1 A (column DB-ALC1)

Compound	Amount (g/100mL)	Time (min)	Peak Area
>Ethanol	0.1975	1.211	129.845
n-Propanol	-----	2.018	169.390

Table 2: FID 2 B (column DB-ALC2)

Compound	Time (min)	Peak Area
Ethanol	1.380	160.292
n-Propanol	2.476	205.102

Scottsdale Police Department Crime Lab Volatiles Analysis

WA

Sample: 0.080 28082014-B	Item number:
Injection date: 1/15/2019 3:21:19 PM	Vial: 20
Method: ethanol quant.M	Sequence: 15Jan19
Instrument: US14173023 CN14160045	Analyst: Adrian
Data file: C:\Chem32\1\Data\15Jan19\20.D	

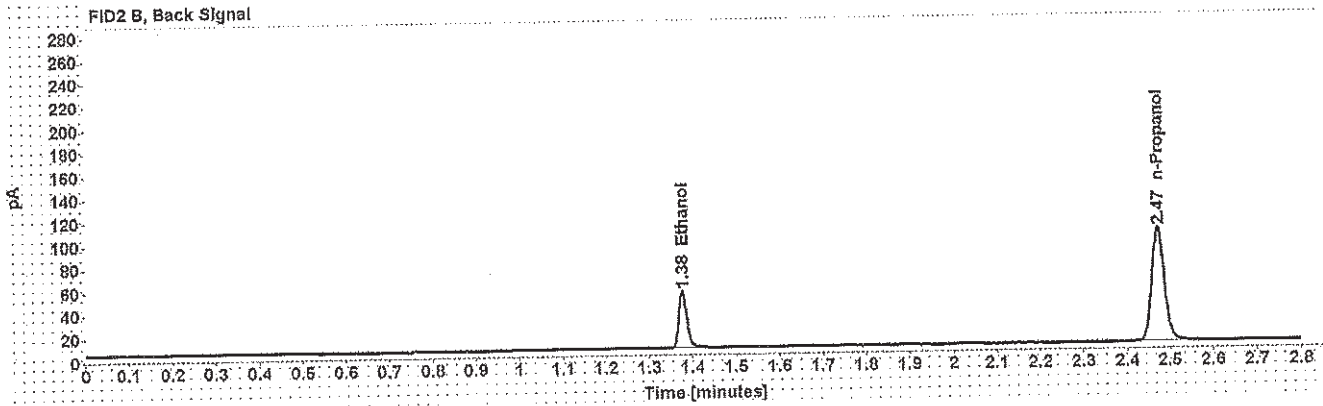
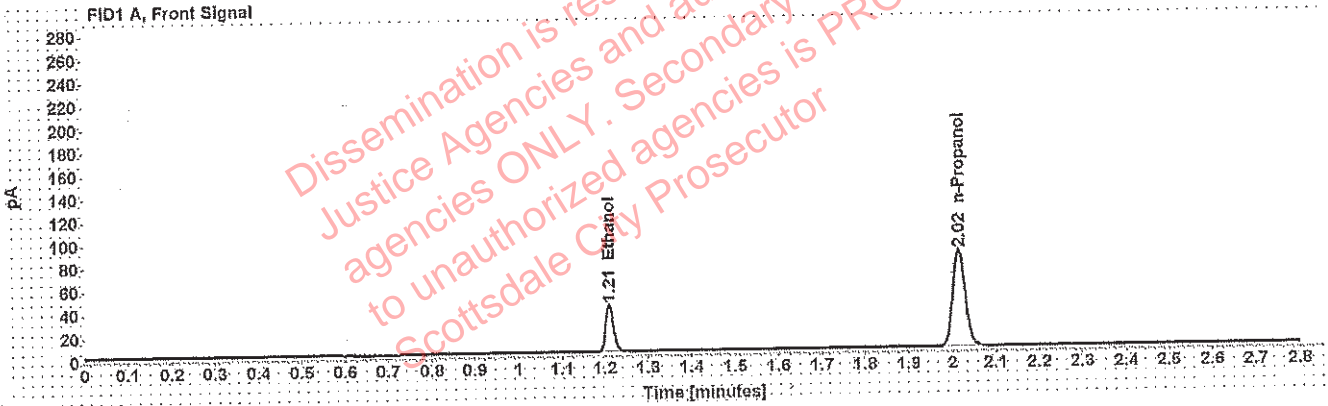


Table 1: FID 1 A (column DB-ALC1)

Compound	Amount (g/100mL)	Time (min)	Peak Area
>Ethanol	0.0795	1.210	51.269
n-Propanol	-----	2.016	166.871

Table 2: FID 2 B (column DB-ALC2)

Compound	Time (min)	Peak Area
Ethanol	1.377	62.963
n-Propanol	2.472	202.118

Scottsdale Police Department Crime Lab Volatiles Analysis

Sample: 0.150 09022015-C	Item number: 114
Injection date: 1/15/2019 4:05:50 PM	Vial: 31
Method: ethanol quant.M	Sequence: 15Jan19
Instrument: US14173023 CN14160045	Analyst: Adrian
Data file: C:\Chem32\1\Data\15Jan19\31.D	

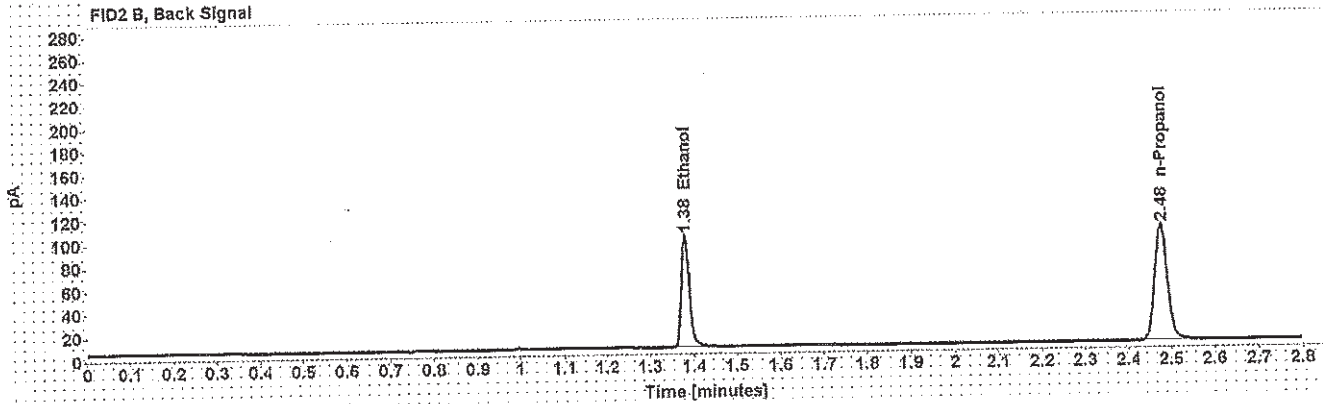
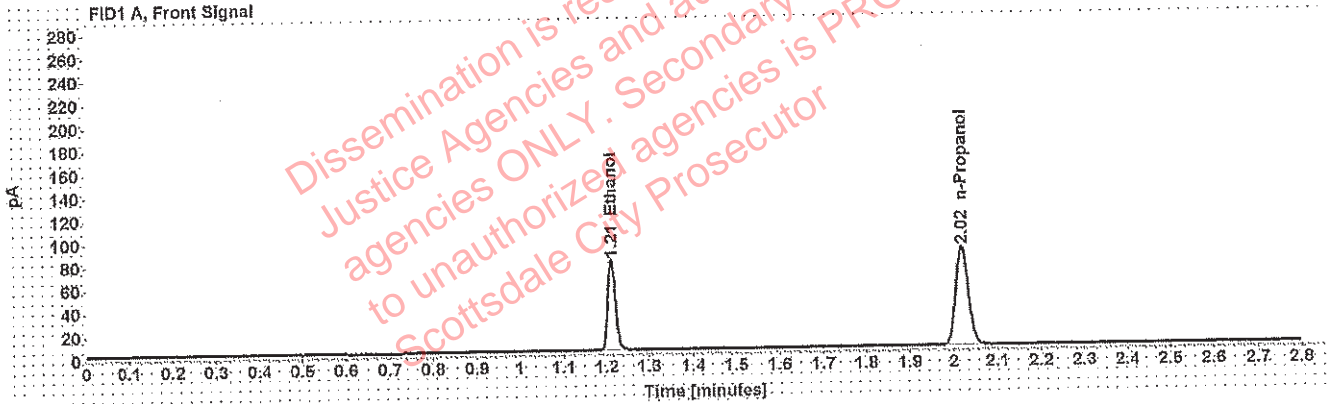


Table 1: FID 1 A (column DB-ALC1)

Compound	Amount (g/100mL)	Time (min)	Peak Area
>Ethanol	0.1525	1.212	100.575
n-Propanol	-----	2.018	169.992

Table 2: FID 2 B (column DB-ALC2)

Compound	Time (min)	Peak Area
Ethanol	1.381	124.023
n-Propanol	2.476	206.291

Scottsdale Police Department Crime Lab Volatiles Analysis

Sample: 0.198 407041529/13	Item number:
Injection date: 1/15/2019 4:50:04 PM	Vial: 42
Method: ethanol quant.M	Sequence: 15Jan19
Instrument: US14173023 CN14160045	Analyst: Adrian
Data file: C:\Chem32\1\Data\15Jan19\42.D	

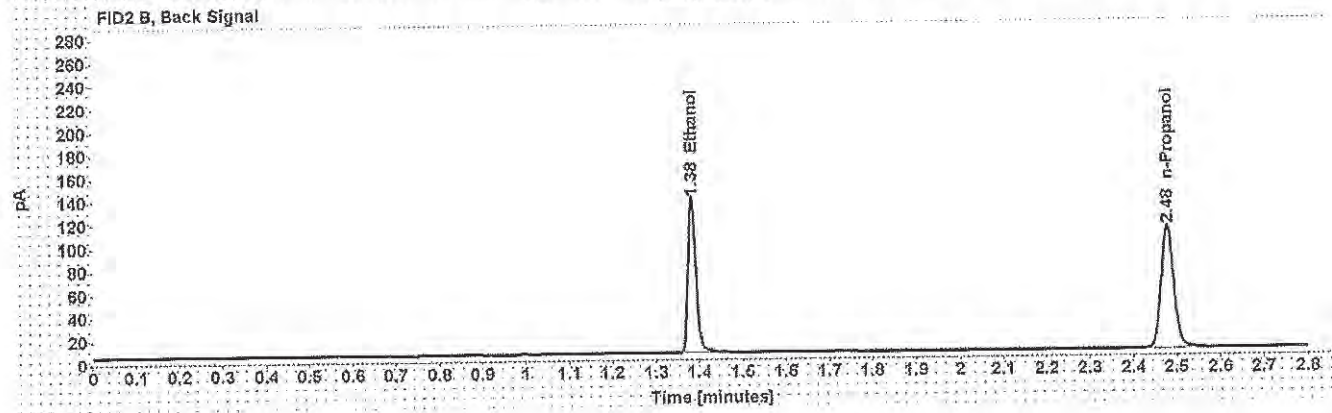
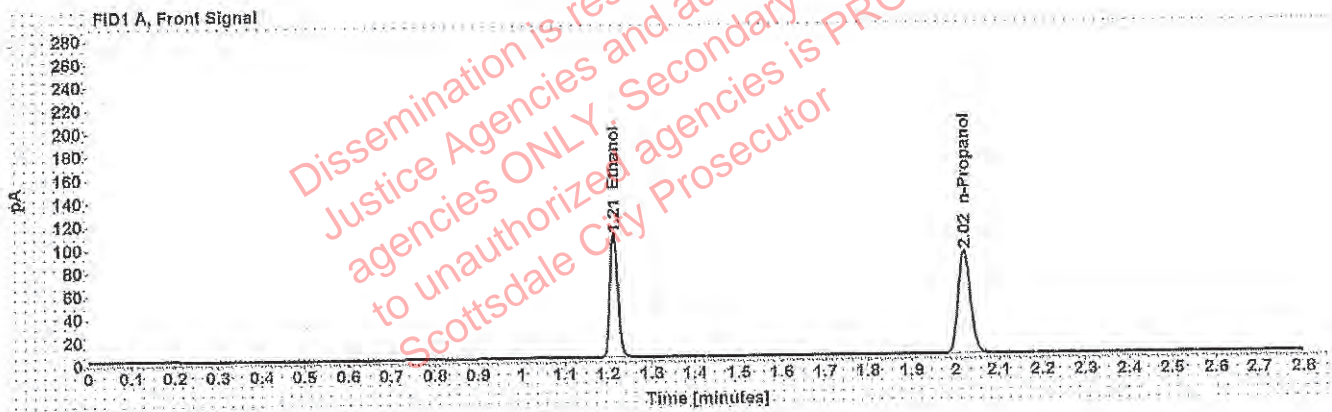


Table 1: FID 1 A (column DB-ALC1)

Compound	Amount (g/100mL)	Time (min)	Peak Area
>Ethanol	0.2000	1.213	137.870
n-Propanol	-----	2.020	177.608

Table 2: FID 2 B (column DB-ALC2)

Compound	Time (min)	Peak Area
Ethanol	1.383	170.767
n-Propanol	2.479	216.481

Scottsdale Police Department Crime Lab Volatiles Analysis

Sample: 0.080 28082014-B	Item number:
Injection date: 1/15/2019 5:34:34 PM	Vial: 53
Method: ethanol quant.M	Sequence: 15Jan19
Instrument: US14173023 CN14160045	Analyst: Adrian
Data file: C:\Chem3211\Data\15Jan19\53.D	

WA

Dissemination is restricted to Criminal Justice Agencies and authorized Non-C.J. agencies ONLY. Secondary dissemination to unauthorized agencies is PROHIBITED. Scottsdale City Prosecutor

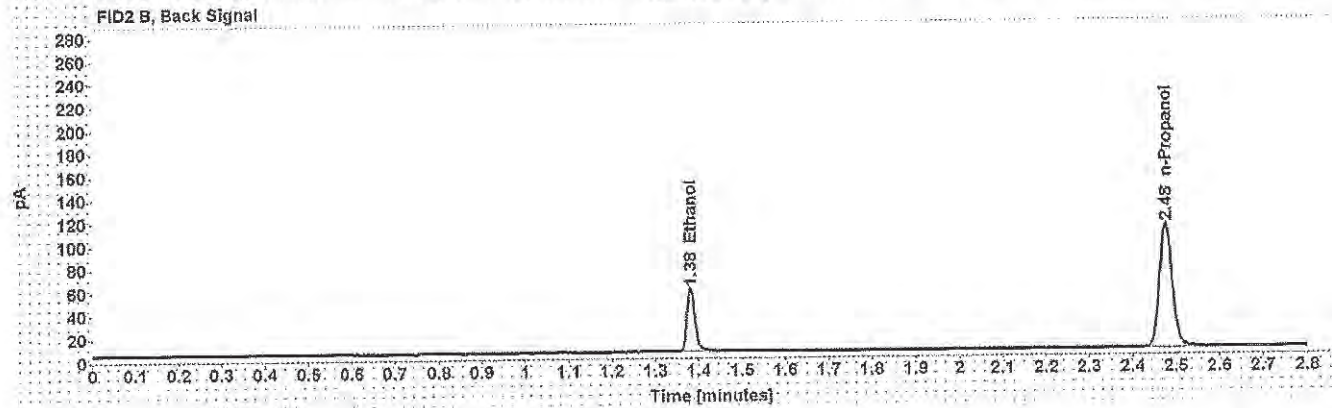
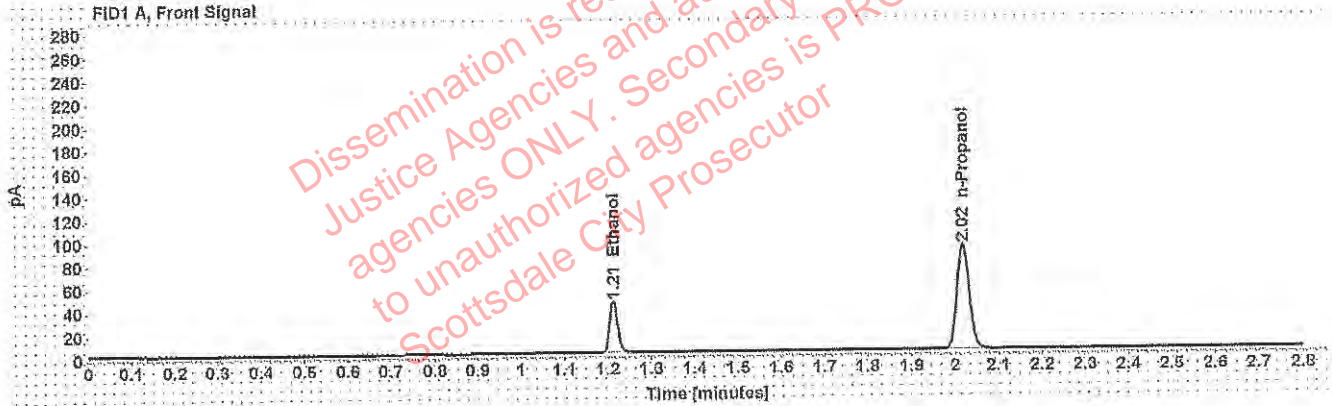


Table 1: FID 1 A (column DB-ALC1)

Compound	Amount (g/100mL)	Time (min)	Peak Area
>Ethanol	0.0821	1.212	57.079
n-Propanol	-----	2.018	179.942

Table 2: FID 2 B (column DB-ALC2)

Compound	Time (min)	Peak Area
Ethanol	1.381	70.399
n-Propanol	2.476	219.014

Scottsdale Police Department Crime Lab Volatiles Analysis

144

Sample: 0.150 09022015-C	Item number:
Injection date: 1/15/2019 6:19:04 PM	Vial: 64
Method: ethanol quant.M	Sequence: 15Jan19
Instrument: US14173023 CN14160045	Analyst: Adrian
Data file: C:\Chem32\1\Data\15Jan19\64.D	

Dissemination is restricted to Criminal Justice Agencies and authorized ONLY. Secondary dissemination to unauthorized agencies is PROHIBITED. Scottsdale City Prosecutor

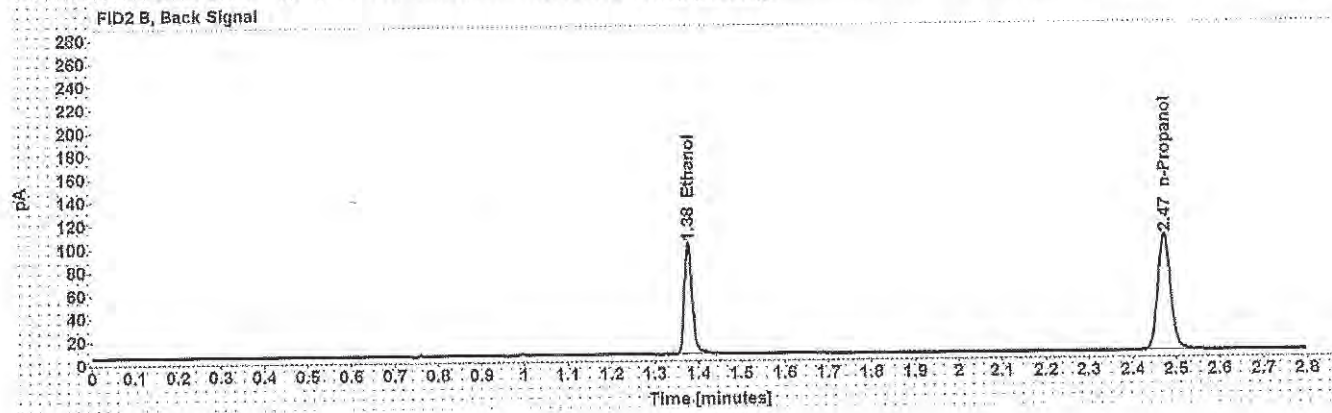
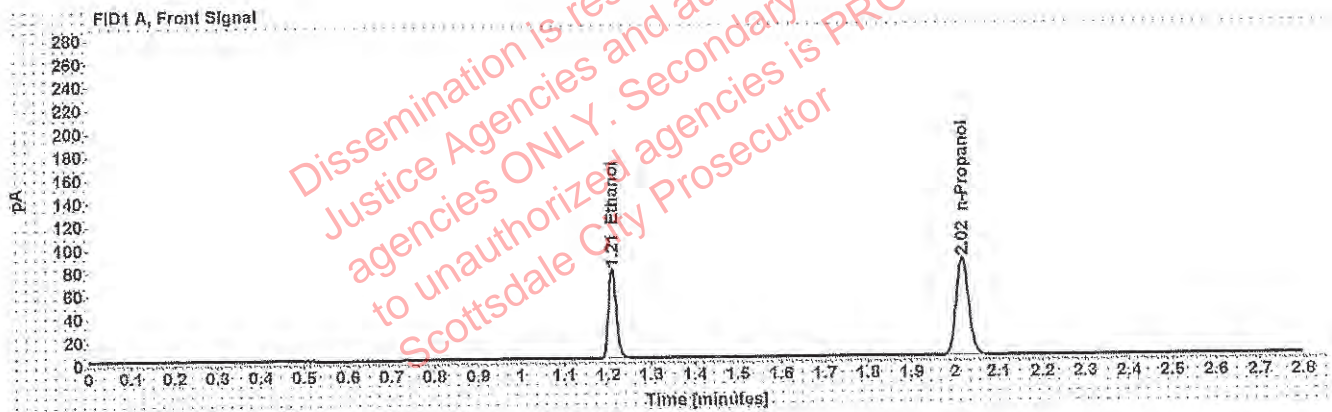


Table 1: FID 1 A (column DB-ALC1)

Compound	Amount (g/100mL)	Time (min)	Peak Area
>Ethanol	0.1500	1.209	98.165
n-Propanol	-----	2.016	168.796

Table 2: FID 2 B (column DB-ALC2)

Compound	Time (min)	Peak Area
Ethanol	1.376	121.423
n-Propanol	2.472	205.499

Scottsdale Police Department Crime Lab Volatiles Analysis

Sample: 0.40 08012015-C	Item number: 24
Injection date: 1/15/2019 6:39:20 PM	Vial: 69
Method: ethanol quant.M	Sequence: 15Jan19
Instrument: US14173023 CN14160045	Analyst: Adrian
Data file: C:\Chem32\1\Data\15Jan19\69.D	

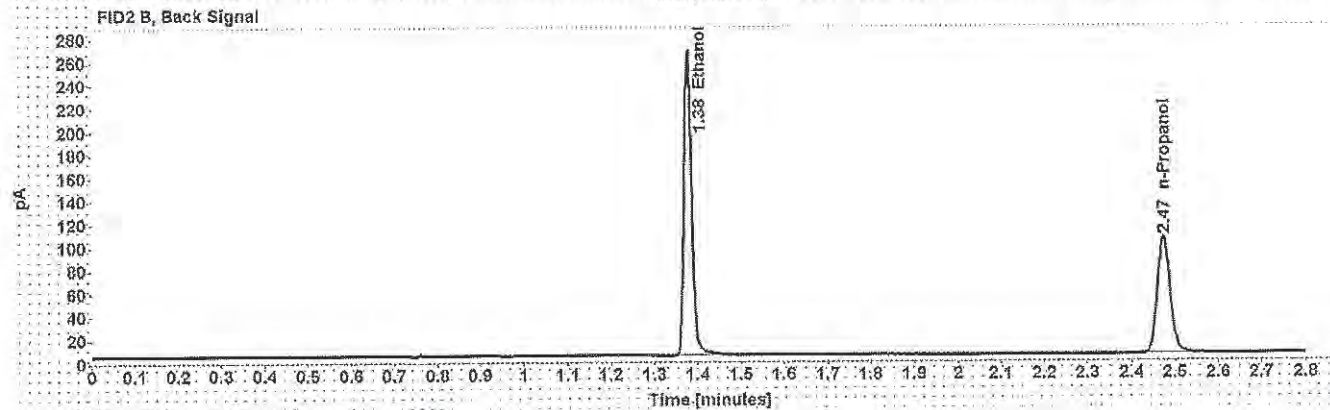
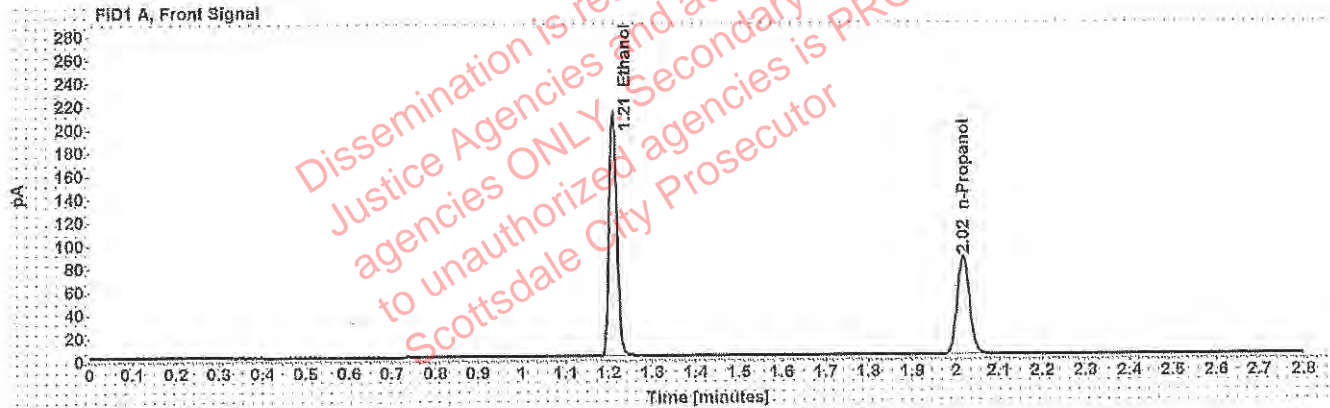


Table 1: FID 1 A (column DB-ALC1)

Compound	Amount (g/100mL)	Time (min)	Peak Area
>Ethanol	0.4051	1.209	266.523
n-Propanol	-----	2.017	169.215

Table 2: FID 2 B (column DB-ALC2)

Compound	Time (min)	Peak Area
Ethanol	1.377	332.556
n-Propanol	2.474	206.778

Scottsdale Police Department Crime Lab Volatiles Analysis

WA

Sample: 0.04 09022015-A	Item number:
Injection date: 1/15/2019 6:43:20 PM	Vial: 70
Method: ethanol quant.M	Sequence: 15Jan19
Instrument: US14173023 CN14160045	Analyst: Adrian
Data file: C:\Chem32\1\Data\15Jan19\70.D	

Dissemination is restricted to Criminal Justice Agencies and authorized law enforcement agencies ONLY. Secondary dissemination to unauthorized agencies is PROHIBITED. Scottsdale City Prosecutor

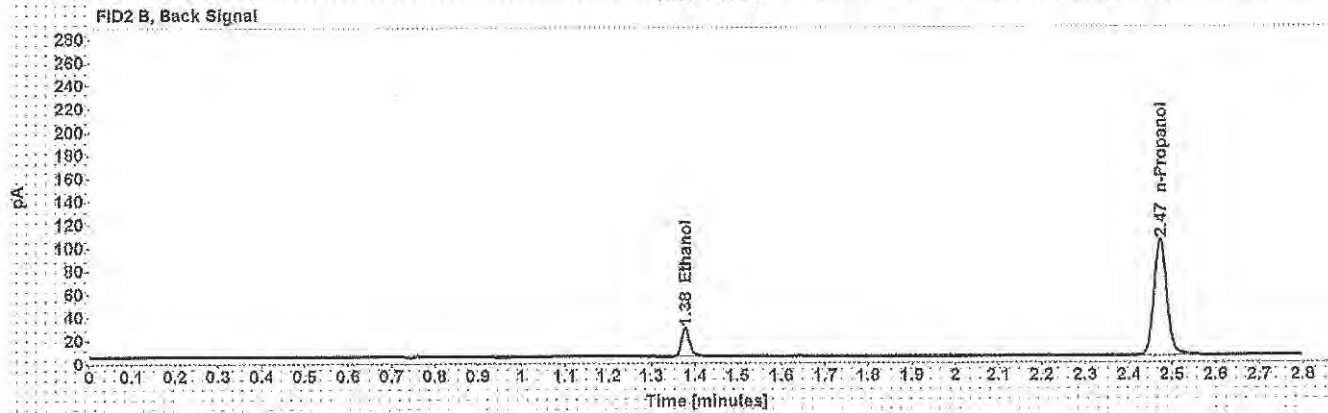
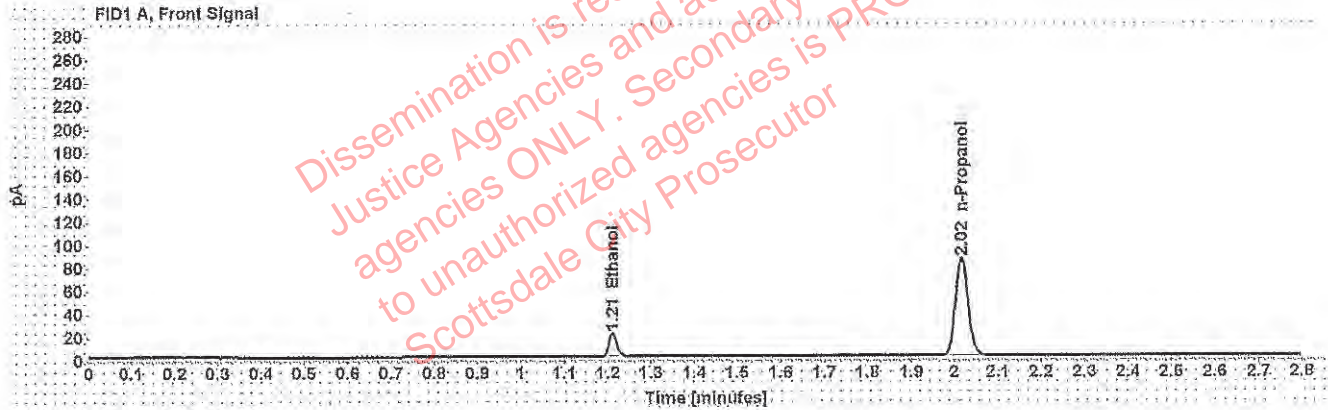


Table 1: FID 1 A (column DB-ALC1)

Compound	Amount (g/100mL)	Time (min)	Peak Area
>Ethanol	0.0393	1.211	25.441
n-Propanol	-----	2.016	168.618

Table 2: FID 2 B (column DB-ALC2)

Compound	Time (min)	Peak Area
Ethanol	1.377	31.229
n-Propanol	2.472	205.394

Scottsdale Police Department Crime Lab Volatiles Analysis

Sample: 0.198 407041529/13	Item number:
Injection date: 1/15/2019 6:47:19 PM	Vial: 71
Method: ethanol quant.M	Sequence: 15Jan19
Instrument: US14173023 CN14160045	Analyst: Adrian
Data file: C:\Chem32\1\Data\15Jan19\71.D	

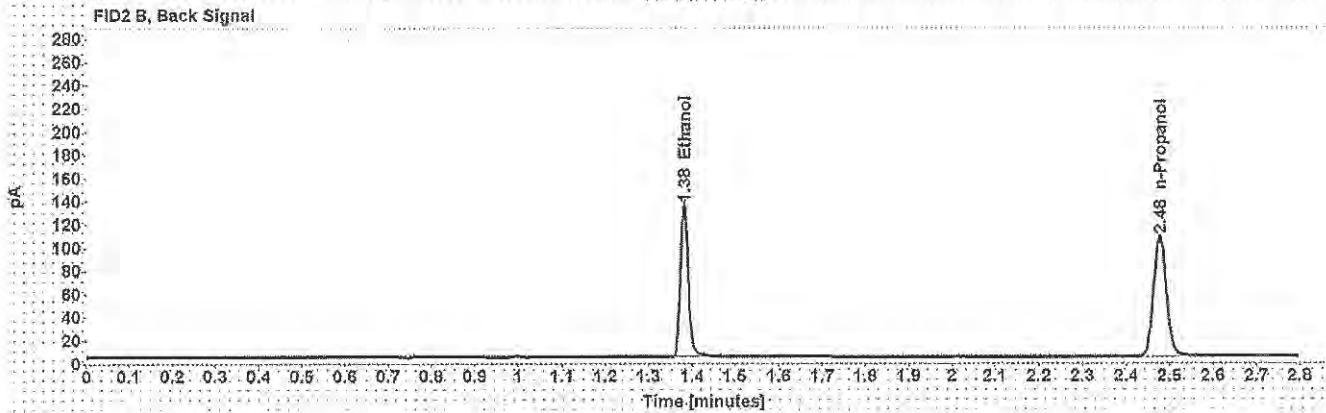
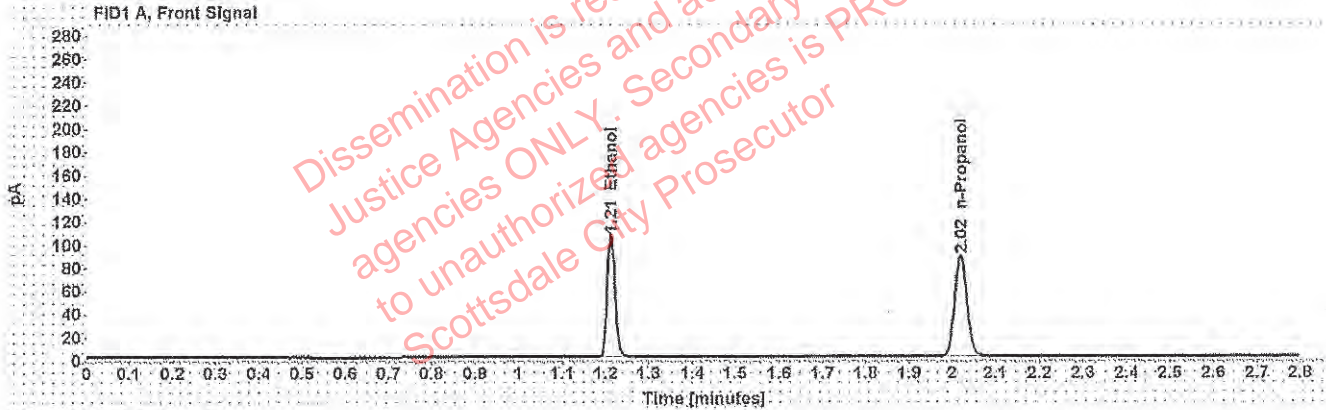


Table 1: FID 1 A (column DB-ALC1)

Compound	Amount (g/100mL)	Time (min)	Peak Area
>Ethanol	0.2007	1.212	136.158
n-Propanol	-----	2.019	174.754

Table 2: FID 2 B (column DB-ALC2)

Compound	Time (min)	Peak Area
Ethanol	1.381	168.779
n-Propanol	2.477	213.426

Scottsdale Police Department Crime Lab Volatiles Analysis

Sample: blank 121118	Item number: WA
Injection date: 1/15/2019 6:51:20 PM	Vial: 72
Method: ethanol quant.M	Sequence: 15Jan19
Instrument: US14173023 CN14160045	Analyst: Adrian
Data file: C:\Chem32\1\Data\15Jan19\72.D	

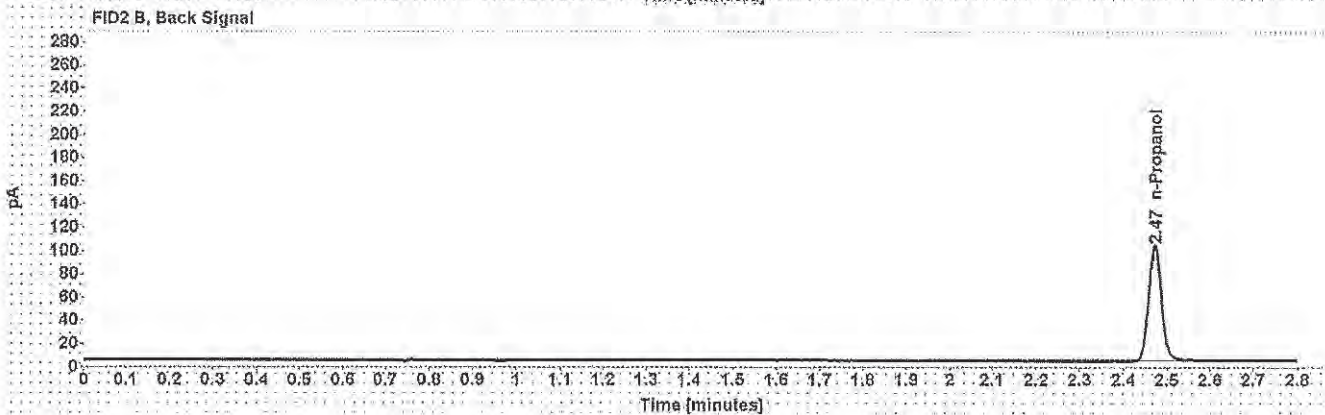
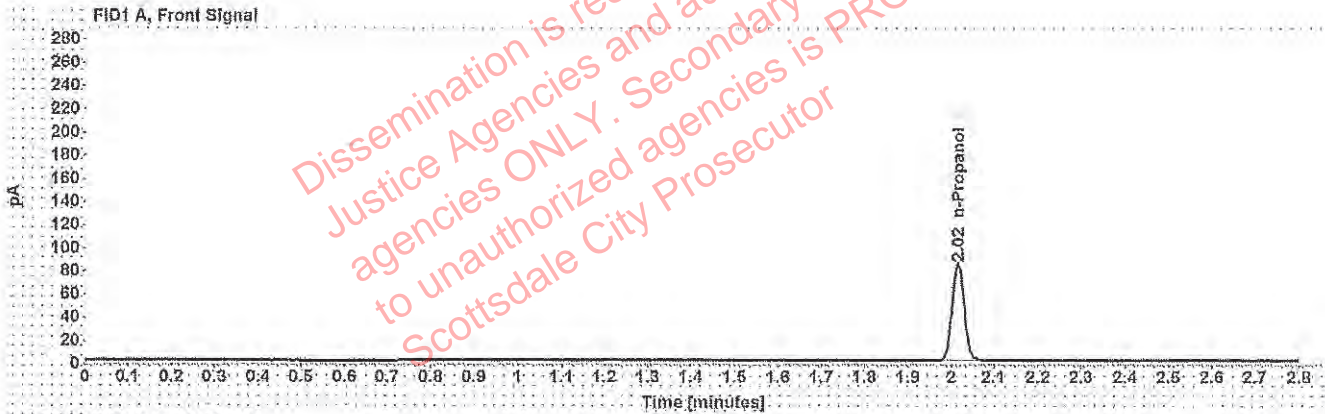


Table 1: FID 1 A (column DB-ALC1)

Compound	Amount (g/100mL)	Time (min)	Peak Area
n-Propanol	-----	2.015	167.870

Table 2: FID 2 B (column DB-ALC2)

Compound	Time (min)	Peak Area
n-Propanol	2.472	204.082

Sequence Summary

Sequence name: 15Jan19 Instrument: US14173023 CN14160045 Analyst: Adrian

Vial	Sample	Type	Item Number	Method
1	0.020 FN0324 1604	Calibration		ethanol quant.M
2	0.100 FN0618 1501	Calibration		ethanol quant.M
3	0.200 FN0720 1502	Calibration		ethanol quant.M
4	0.400 FN1119 1402	Calibration		ethanol quant.M
5	blank 121118	Control		ethanol quant.M
6	volatiles mix 020917	Control		ethanol quant.M
7	0.400 08012015-C	Control		ethanol quant.M
8	0.040 09022015-A	Control		ethanol quant.M
9	0.198 407041529/13	Control		ethanol quant.M
10		Sample	1219670	ethanol quant.M
11		Sample	1219670	ethanol quant.M
12		Sample	1078772	ethanol quant.M
13		Sample	1078772	ethanol quant.M
14		Sample	1249280	ethanol quant.M
15		Sample	1249280	ethanol quant.M
16		Sample	1249159	ethanol quant.M
17		Sample	1249159	ethanol quant.M
18		Sample	1231554	ethanol quant.M
19		Sample	1231554	ethanol quant.M
20	0.080 28082014-B	Control		ethanol quant.M
21		Sample	1172130	ethanol quant.M
22		Sample	1172130	ethanol quant.M
23		Sample	1242177	ethanol quant.M
24		Sample	1242177	ethanol quant.M
25		Sample	1251384	ethanol quant.M
26		Sample	1251384	ethanol quant.M
27		Sample	1246474	ethanol quant.M
28		Sample	1246474	ethanol quant.M
29		Sample	1248120	ethanol quant.M
30		Sample	1248120	ethanol quant.M
31	0.150 09022015-C	Control		ethanol quant.M
32		Sample	1249064	ethanol quant.M
33		Sample	1249064	ethanol quant.M
34		Sample	1245968	ethanol quant.M
35		Sample	1245968	ethanol quant.M
36		Sample	1248887	ethanol quant.M
37		Sample	1248887	ethanol quant.M
38		Sample	1247279	ethanol quant.M
39		Sample	1247279	ethanol quant.M
40		Sample	1247996	ethanol quant.M
41		Sample	1247996	ethanol quant.M
42	0.198 407041529/13	Control		ethanol quant.M
43		Sample	1247862	ethanol quant.M
44		Sample	1247862	ethanol quant.M
45		Sample	1248881	ethanol quant.M
46		Sample	1248881	ethanol quant.M
47		Sample	1250798	ethanol quant.M

Sequence Summary

15 Jan 14
WA B15 70

48		Sample	1250798	ethanol quant.M
49		Sample	1251388	ethanol quant.M
50		Sample	1251388	ethanol quant.M
51		Sample	1251264	ethanol quant.M
52		Sample	1251264	ethanol quant.M
53	0.080 28082014-B	Control		ethanol quant.M
54		Sample	1251491	ethanol quant.M
55		Sample	1251491	ethanol quant.M
56		Sample	1244066	ethanol quant.M
57		Sample	1244066	ethanol quant.M
58		Sample	1248899	ethanol quant.M
59		Sample	1248899	ethanol quant.M
60		Sample	1250243	ethanol quant.M
61		Sample	1250243	ethanol quant.M
62		Sample	1250324	ethanol quant.M
63		Sample	1250324	ethanol quant.M
64	0.150 09022015-C	Control		ethanol quant.M
65		Sample	1249183	ethanol quant.M
66		Sample	1249183	ethanol quant.M
67		Sample	1248868	ethanol quant.M
68		Sample	1248868	ethanol quant.M
69	0.40 08012015-C	Control		ethanol quant.M
70	0.04 09022015-A	Control		ethanol quant.M
71	0.198 407041529/13	Control		ethanol quant.M
72	blank 121118	Control		ethanol quant.M

Dissemination is restricted to Criminal Justice Agencies and authorized agencies ONLY. Security dissemination to unauthorized agencies is PROHIBITED.
Scottsdale City Prosecutor

Scottsdale Police Department Crime Laboratory Summary of Cases

SEQUENCE NAME: 15Jan19

ANALYST: Adrian WA

Vials	Test 1 (g/dL)	Test 2 (g/dL)	Mean (g/dL)	Percent Difference*	Absolute Difference (g/dL)*
10 11	0.1872	0.1836	0.18540	0.97	0.00180
12 13	0.1540	0.1563	0.15515	0.74	0.00115
14 15	0.0000	0.0000	0.00000	0.00	0.00000
16 17	0.1590	0.1625	0.16075	1.09	0.00175
18 19	0.1010	0.1014	0.10120	0.20	0.00020
21 22	0.1505	0.1494	0.14995	0.37	0.00055
23 24	0.1924	0.1962	0.19430	0.98	0.00190
25 26	0.0000	0.0000	0.00000	0.00	0.00000
27 28	0.3147	0.3206	0.31765	0.93	0.00295
29 30	0.1775	0.1769	0.17720	0.17	0.00030
32 33	0.1572	0.1563	0.15675	0.29	0.00045
34 35	0.1068	0.1064	0.10660	0.19	0.00020
36 37	0.1975	0.1949	0.19620	0.66	0.00130
38 39	0.1489	0.1474	0.14815	0.51	0.00075
40 41	0.2197	0.2210	0.22035	0.29	0.00065
43 44	0.0838	0.0822	0.08300	0.96	0.00080
45 46	0.2358	0.2337	0.23475	0.45	0.00105
47 48	0.1223	0.1215	0.12190	0.33	0.00040
49 50	0.0598	0.0599	0.05985	0.08	0.00005
51 52	0.0722	0.0722	0.07220	0.00	0.00000
54 55	0.0776	0.0772	0.07740	0.26	0.00020
56 57	0.1327	0.1322	0.13245	0.19	0.00025
58 59	0.2121	0.2096	0.21085	0.59	0.00125
60 61	0.1379	0.1369	0.13740	0.36	0.00050
62 63	0.0949	0.0973	0.09610	1.25	0.00120
65 66	0.1652	0.1657	0.16545	0.15	0.00025
67 68	0.1994	0.2008	0.20010	0.35	0.00070

*Calculated differences are differences from the mean of the two results.

Adrian, William - (16-Jan-2019)

Case: ser: wadrian 1/16/2019

Scottsdale Police Department Crime Lab Volatiles Analysis

Sample:		Item number:	1219670
Injection date:	1/15/2019 2:40:49 PM	Vial:	10
Method:	ethanol quant.M	Sequence:	15Jan19
Instrument:	US14173023 CN14160045	Analyst:	Adrian
Data file:	C:\Chem32\1\1Data\15Jan19\10.D		

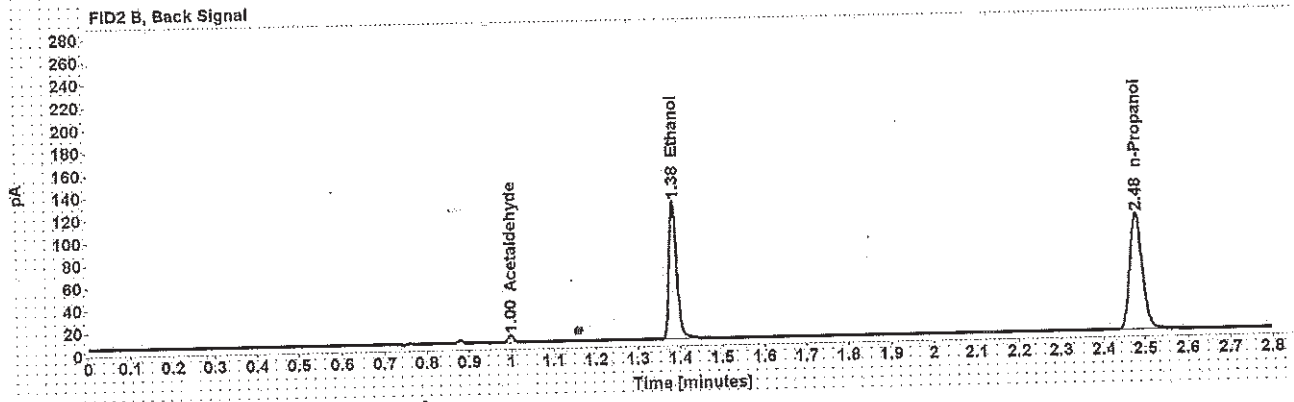
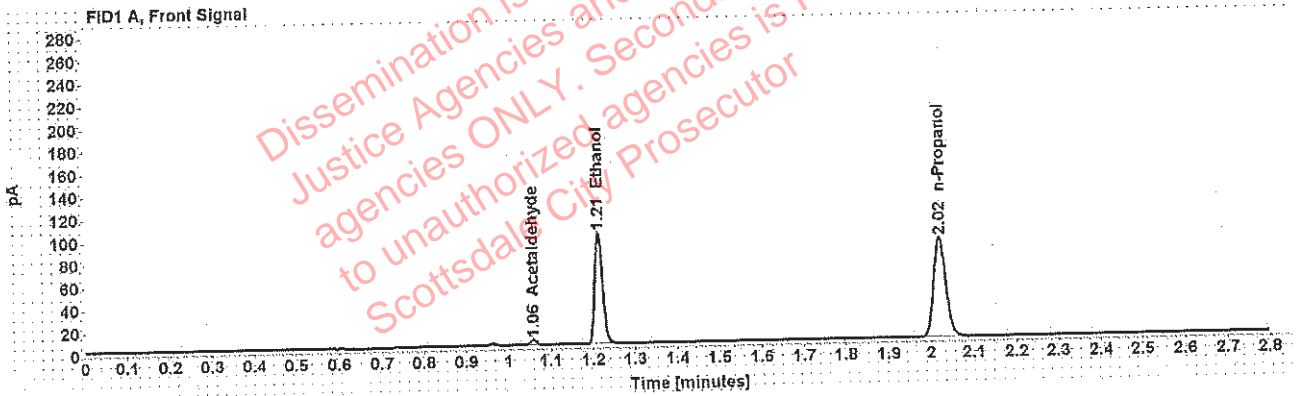


Table 1: FID 1 A (column DB-ALC1)

Compound	Amount (g/100mL)	Time (min)	Peak Area
Acetaldehyde	-----	1.058	4.688
>Ethanol	0.1872	1.214	128.284
n-Propanol	-----	2.020	176.558

Table 2: FID 2 B (column DB-ALC2)

Compound	Time (min)	Peak Area
Acetaldehyde	0.998	6.109
Ethanol	1.384	158.419
n-Propanol	2.479	214.189

Scottsdale Police Department Crime Lab Volatiles Analysis

Sample:	[REDACTED]	Item number:	1219670
Injection date:	1/15/2019 2:44:49 PM	Vial:	11
Method:	ethanol quant.M	Sequence:	15Jan19
Instrument:	US14173023 CN14160045	Analyst:	Adrian
Data file:	C:\Chem32\1\Data\15Jan19\11.D		

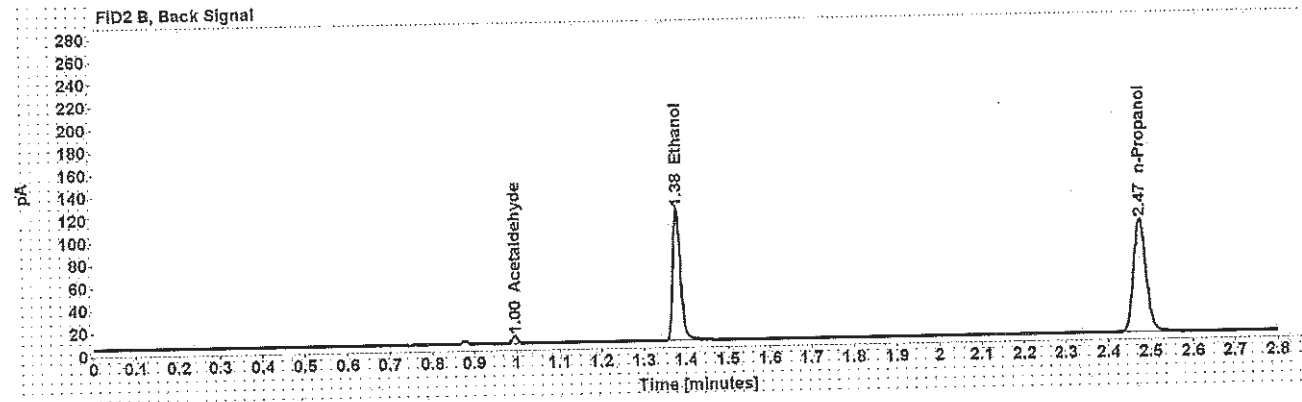
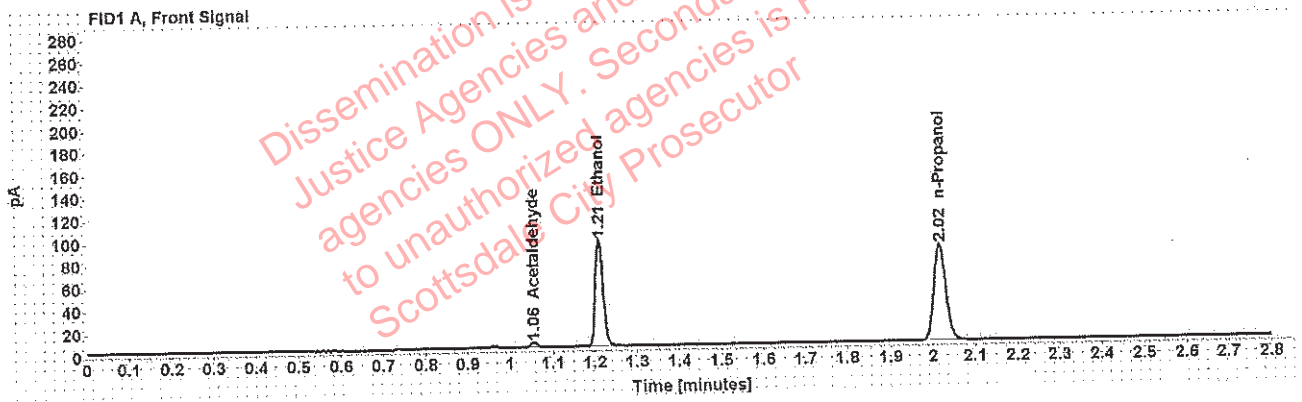


Table 1: FID 1 A (column DB-ALC1)

Compound	Amount (g/100mL)	Time (min)	Peak Area
Acetaldehyde	-----	1.056	4.609
>Ethanol	0.1836	1.211	121.048
n-Propanol	-----	2.017	169.832

Table 2: FID 2 B (column DB-ALC2)

Compound	Time (min)	Peak Area
Acetaldehyde	0.995	6.022
Ethanol	1.379	148.774
n-Propanol	2.475	205.977

Adrian, William - (16-Jan-2019)

Case: [redacted] User: wadrian 1/16/2019

Scottsdale Police Department Crime Lab Volatiles Analysis

Sample:	[redacted]	Item number:	1078772
Injection date:	1/15/2019 2:48:49 PM	Vial:	12
Method:	ethanol quant.M	Sequence:	15Jan19
Instrument:	US14173023 CN14160045	Analyst:	Adrian
Data file:	C:\Chem32\1\Data\15Jan19\12.D		

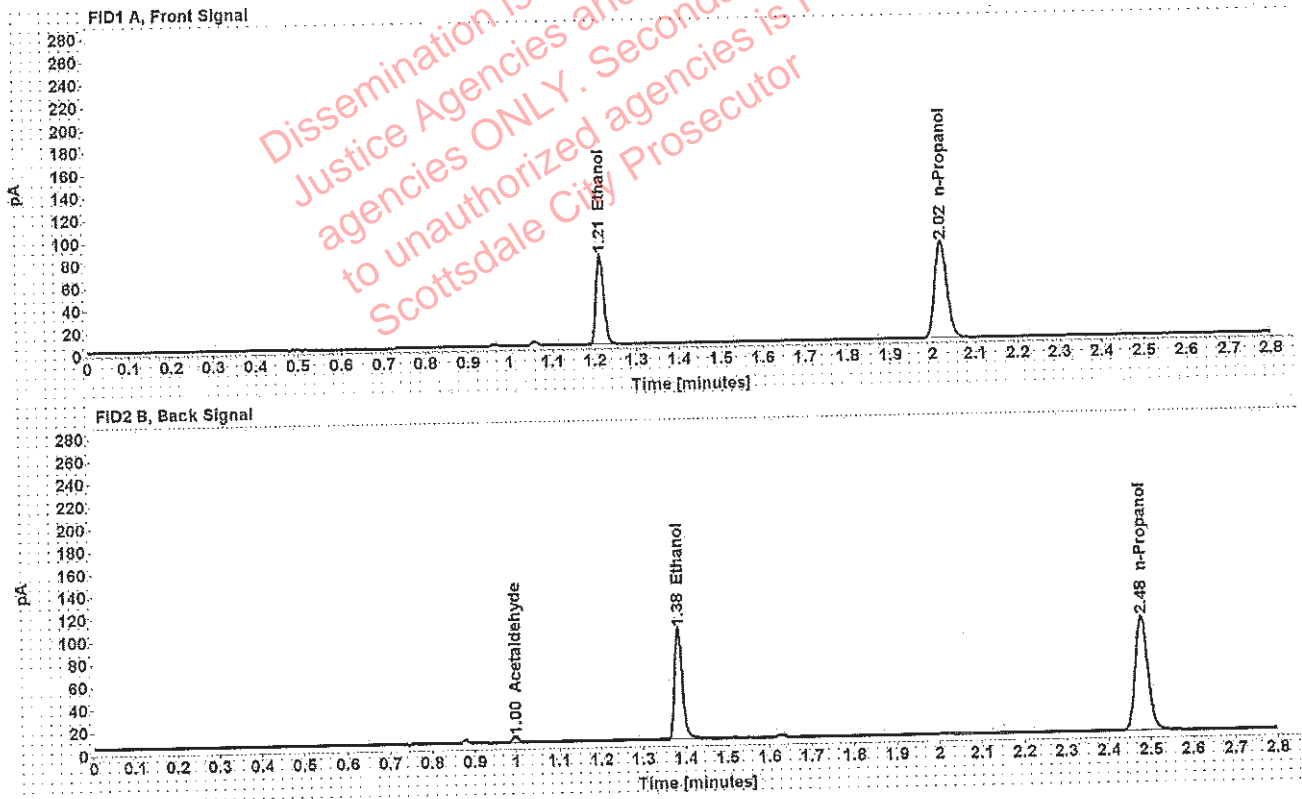


Table 1: FID 1 A (column DB-ALC1)

Compound	Amount (g/100mL)	Time (min)	Peak Area
>Ethanol	0.1540	1.214	103.005
n-Propanol	-----	2.020	172.454

Table 2: FID 2 B (column DB-ALC2)

Compound	Time (min)	Peak Area
Acetaldehyde	0.998	4.961
Ethanol	1.383	128.101
n-Propanol	2.479	208.705

Adrian, William - (16-Jan-2019)

Case: [redacted] User: wadrian 1/16/2019

Scottsdale Police Department Crime Lab Volatiles Analysis

Sample:	[redacted]	Item number:	1078772
Injection date:	1/15/2019 2:53:04 PM	Vial:	13
Method:	ethanol quant.M	Sequence:	15Jan19
Instrument:	US14173023 CN14160045	Analyst:	Adrian
Data file:	C:\Chem32\1\Data\15Jan19\13.D		

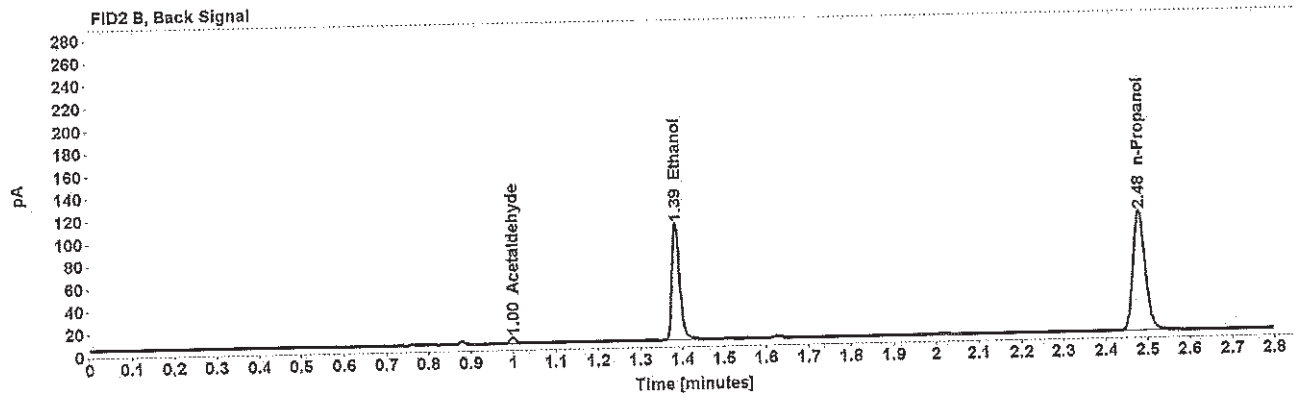
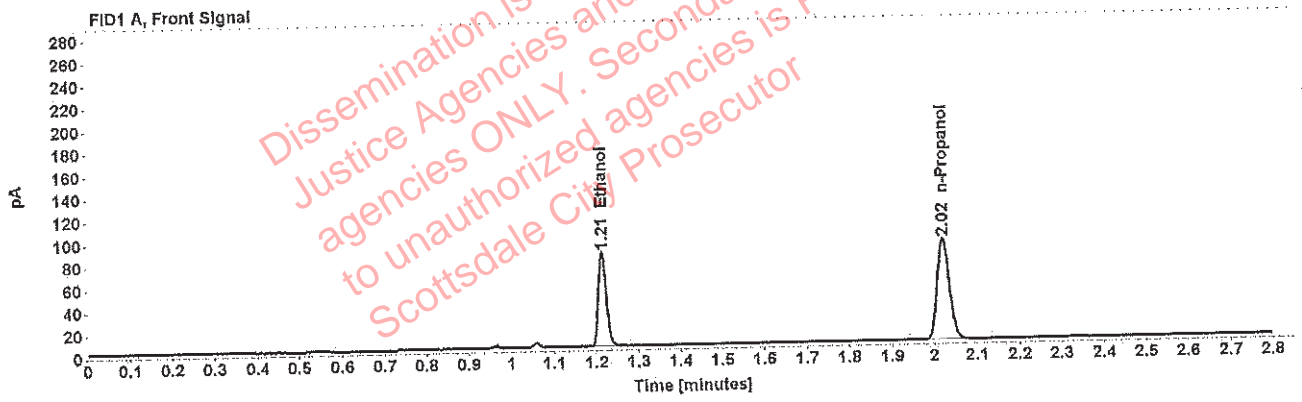


Table 1: FID 1 A (column DB-ALC1)

Compound	Amount (g/100mL)	Time (min)	Peak Area
>Ethanol	0.1563	1.215	109.057
n-Propanol	-----	2.021	179.829

Table 2: FID 2 B (column DB-ALC2)

Compound	Time (min)	Peak Area
Acetaldehyde	0.999	4.928
Ethanol	1.386	135.326
n-Propanol	2.481	217.651

Adrian, William - (16-Jan-2019)

Case:

User: wadrian 1/16/2019

Scottsdale Police Department Crime Lab Volatiles Analysis

Sample:		Item number:	1249280
Injection date:	1/15/2019 2:57:04 PM	Vial:	14
Method:	ethanol quant.M	Sequence:	15Jan19
Instrument:	US14173023 CN14160045	Analyst:	Adrian
Data file:	C:\Chem32\1\Data\15Jan19\14.D		

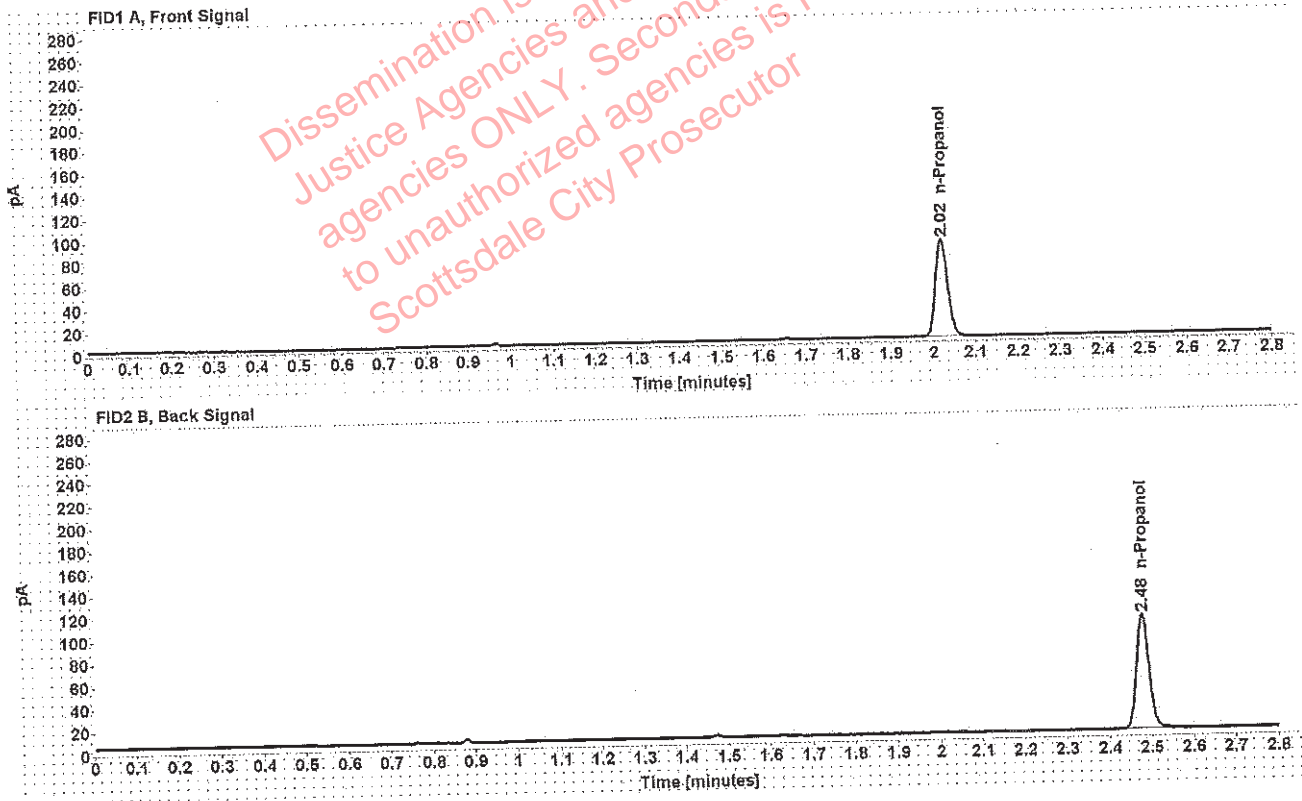


Table 1: FID 1 A (column DB-ALC1)

Compound	Amount (g/100mL)	Time (min)	Peak Area
n-Propanol	-----	2.020	171.923

Table 2: FID 2 B (column DB-ALC2)

Compound	Time (min)	Peak Area
n-Propanol	2.479	208.600

[REDACTED] : Adrian, William - (16-Jan-2019)

Case: [REDACTED] User: wadrian 1/16/2019

Scottsdale Police Department Crime Lab Volatiles Analysis

Sample:	[REDACTED]	Item number:	1249280
Injection date:	1/15/2019 3:01:04 PM	Vial:	15
Method:	ethanol quant.M	Sequence:	15Jan19
Instrument:	US14173023 CN14160045	Analyst:	Adrian
Data file:	C:\Chem32\1\Data\15Jan19\15.D		

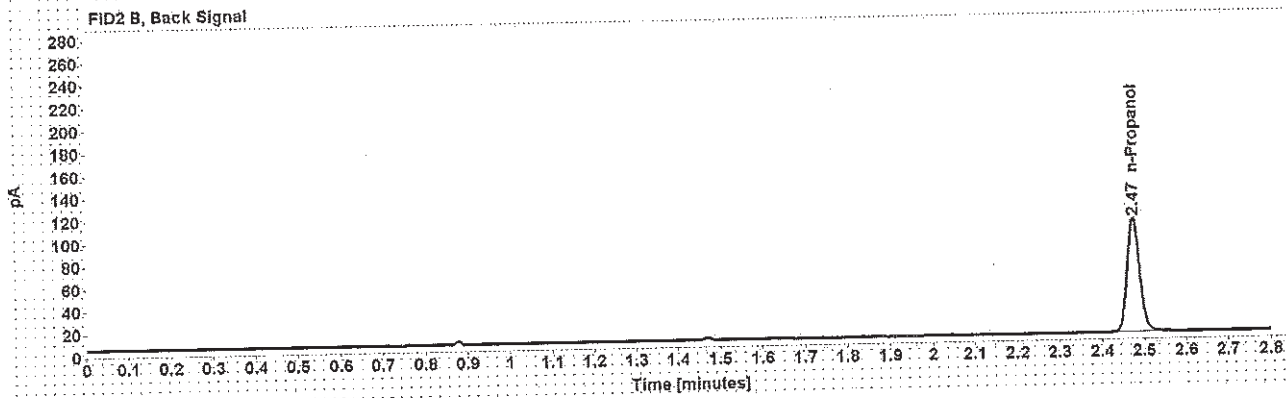
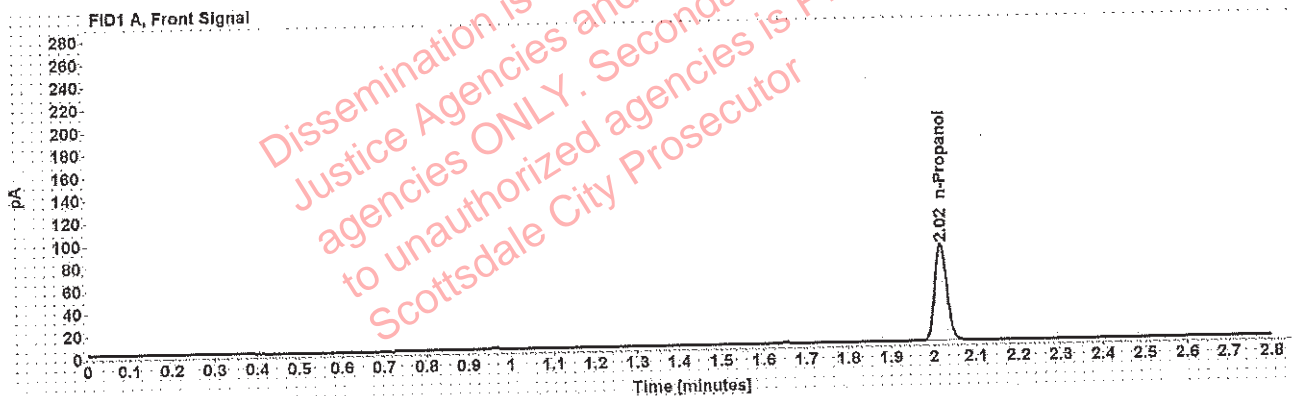


Table 1: FID 1 A (column DB-ALC1)

Compound	Amount (g/100mL)	Time (min)	Peak Area
n-Propanol	-----	2.017	171.828

Table 2: FID 2 B (column DB-ALC2)

Compound	Time (min)	Peak Area
n-Propanol	2.475	208.570

Adrian, William - (16-Jan-2019)

Case: [REDACTED] User: wadrian 1/16/2019

Scottsdale Police Department Crime Lab Volatiles Analysis

Sample:	[REDACTED]	Item number:	1249159
Injection date:	1/15/2019 3:05:04 PM	Vial:	16
Method:	ethanol quant.M	Sequence:	15Jan19
Instrument:	US14173023 CN14160045	Analyst:	Adrian
Data file:	C:\Chem32\1\Data\15Jan19\16.D		

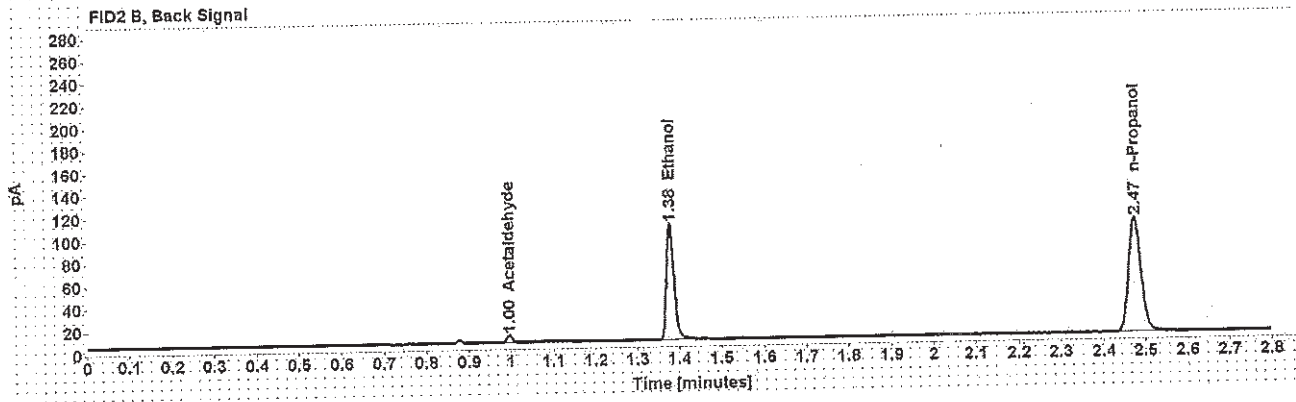
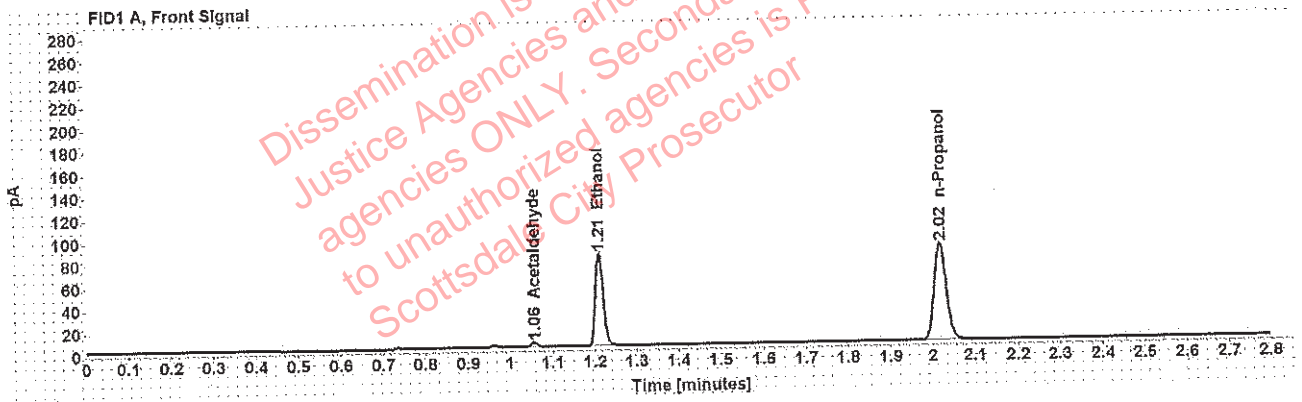


Table 1: FID 1 A (column DB-ALC1)

Compound	Amount (g/100mL)	Time (min)	Peak Area
Acetaldehyde	-----	1.056	4.320
>Ethanol	0.1590	1.211	106.290
n-Propanol	-----	2.017	172.277

Table 2: FID 2 B (column DB-ALC2)

Compound	Time (min)	Peak Area
Acetaldehyde	0.996	5.668
Ethanol	1.379	130.607
n-Propanol	2.475	208.544

Adrian, William - (16-Jan-2019)

Case: [redacted] User: wadrian 1/16/2019

Scottsdale Police Department Crime Lab Volatiles Analysis

Sample:	[redacted]	Item number:	1249159
Injection date:	1/15/2019 3:09:04 PM	Vial:	17
Method:	ethanol quant.M	Sequence:	15Jan19
Instrument:	US14173023 CN14160045	Analyst:	Adrian
Data file:	C:\Chem32\1\Data\15Jan19\17.D		

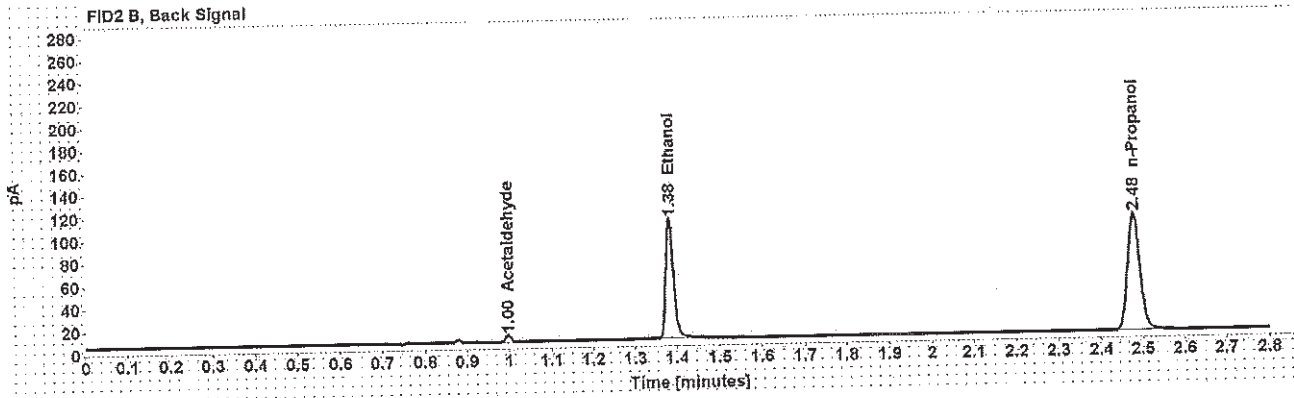
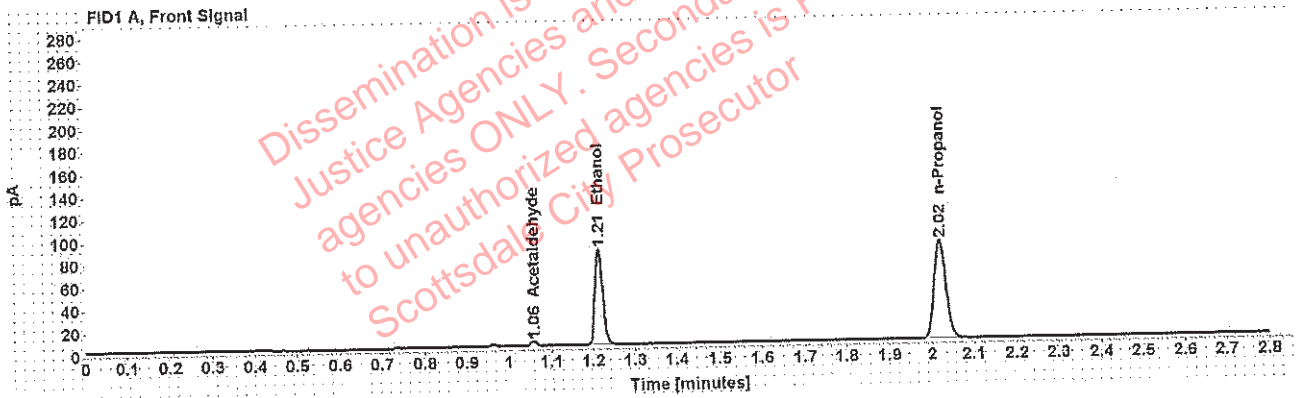


Table 1: FID 1 A (column DB-ALC1)

Compound	Amount (g/100mL)	Time (min)	Peak Area
Acetaldehyde	-----	1.058	4.282
>Ethanol	0.1625	1.214	110.120
n-Propanol	-----	2.020	174.661

Table 2: FID 2 B (column DB-ALC2)

Compound	Time (min)	Peak Area
Acetaldehyde	0.998	5.583
Ethanol	1.383	136.551
n-Propanol	2.479	212.071

Adrian, William - (16-Jan-2019)

Case: [redacted] User: wadrian 1/16/2019

Scottsdale Police Department Crime Lab Volatiles Analysis

Sample:	[redacted]	Item number:	1231554
Injection date:	1/15/2019 3:13:04 PM	Vial:	18
Method:	ethanol quant.M	Sequence:	15Jan19
Instrument:	US14173023 CN14160045	Analyst:	Adrian
Data file:	C:\Chem32\1\Data\15Jan19\18.D		

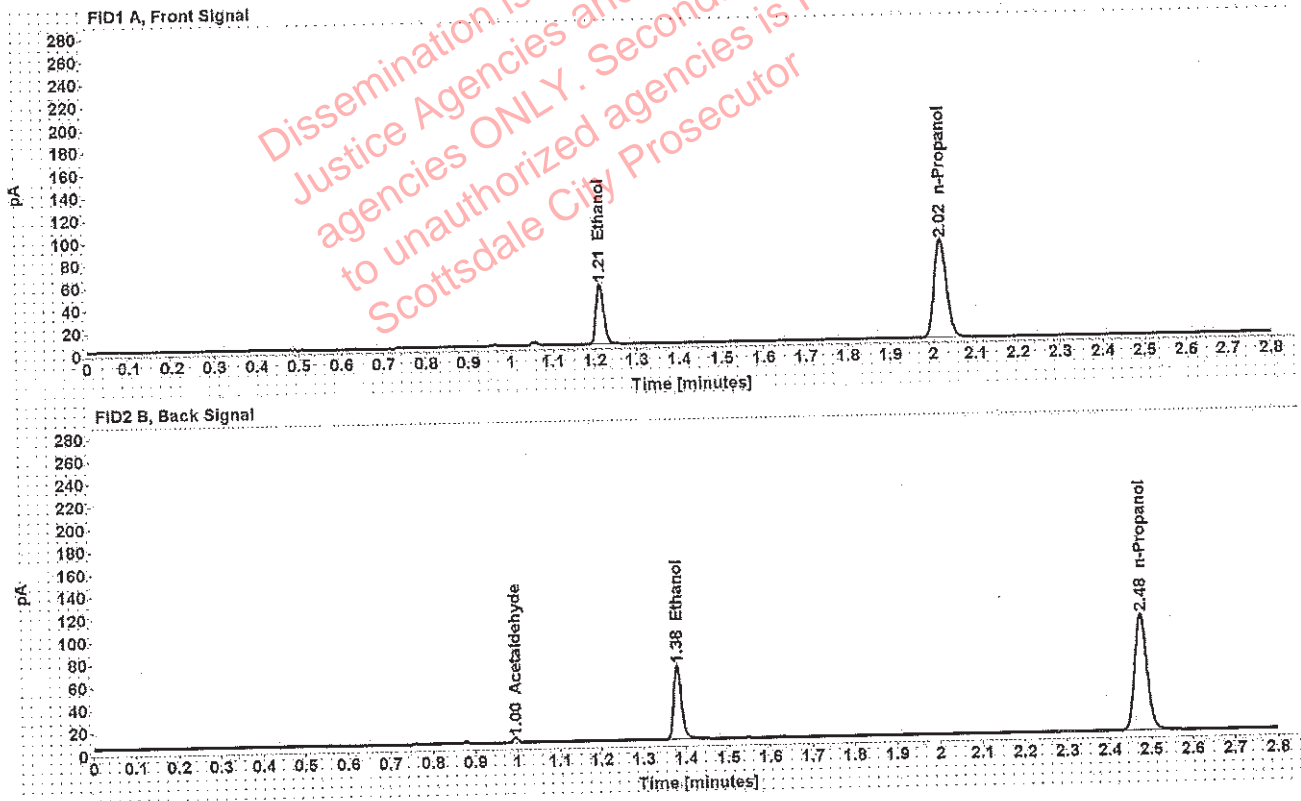


Table 1: FID 1 A (column DB-ALC1)

Compound	Amount (g/100mL)	Time (min)	Peak Area
>Ethanol	0.1010	1.212	68.370
n-Propanol	-----	2.018	174.946

Table 2: FID 2 B (column DB-ALC2)

Compound	Time (min)	Peak Area
Acetaldehyde	0.996	4.154
Ethanol	1.380	83.875
n-Propanol	2.475	212.451

Adrian, William - (16-Jan-2019)

Case: [REDACTED] User: wadrian 1/16/2019

Scottsdale Police Department Crime Lab Volatiles Analysis

Sample:	[REDACTED]	Item number:	1231654
Injection date:	1/15/2019 3:17:20 PM	Vial:	19
Method:	ethanol quant.M	Sequence:	15Jan19
Instrument:	US14173023 CN14160045	Analyst:	Adrian
Data file:	C:\Chem32\1\Data\15Jan19\19.D		

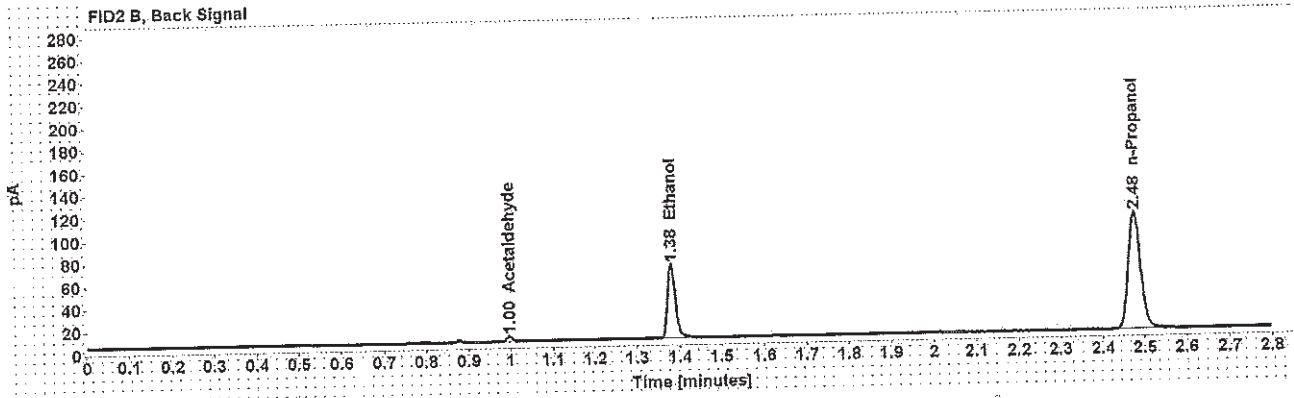
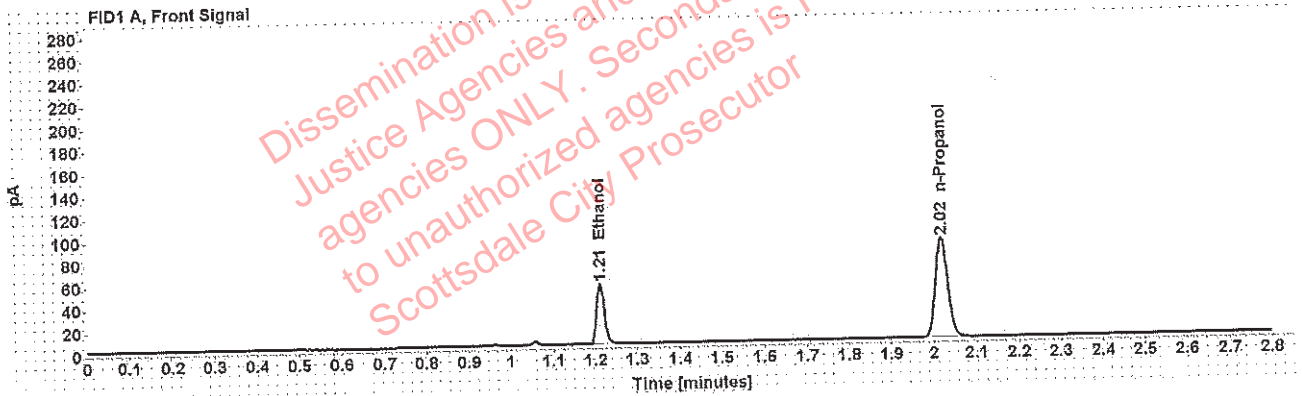


Table 1: FID 1 A (column DB-ALC1)

Compound	Amount (g/100mL)	Time (min)	Peak Area
>Ethanol	0.1014	1.212	69.151
n-Propanol	-----	2.018	176.190

Table 2: FID 2 B (column DB-ALC2)

Compound	Time (min)	Peak Area
Acetaldehyde	0.996	4.155
Ethanol	1.381	84.605
n-Propanol	2.476	214.103

Adrian, William - (16-Jan-2019)

Case: [redacted] User: wadrian 1/16/2019

Scottsdale Police Department Crime Lab Volatiles Analysis

Sample:	[redacted]	Item number:	1172130
Injection date:	1/15/2019 3:25:19 PM	Vial:	21
Method:	ethanol quant.M	Sequence:	15Jan19
Instrument:	US14173023 CN14160045	Analyst:	Adrian
Data file:	C:\Chem32\1\Data\15Jan19\21.D		

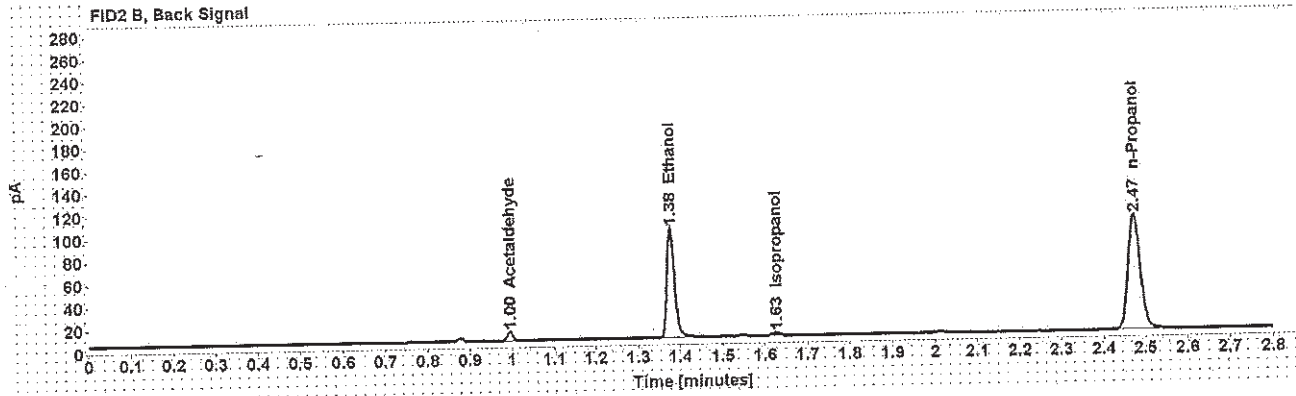
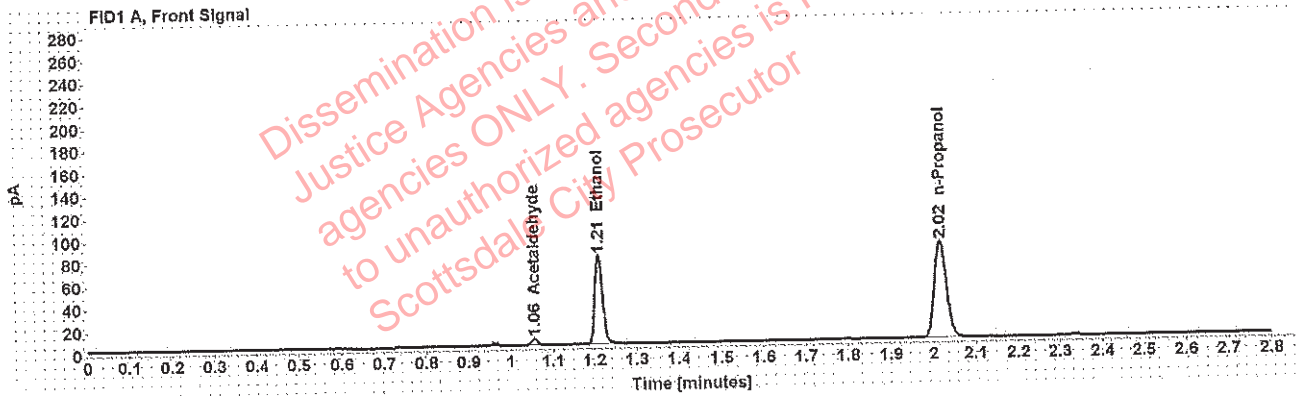


Table 1: FID 1 A (column DB-ALC1)

Compound	Amount (g/100mL)	Time (min)	Peak Area
Acetaldehyde	-----	1.056	5.741
>Ethanol	0.1505	1.210	100.452
n-Propanol	-----	2.017	172.074

Table 2: FID 2 B (column DB-ALC2)

Compound	Time (min)	Peak Area
Acetaldehyde	0.995	7.495
Ethanol	1.378	125.536
Isopropanol	1.626	4.369
n-Propanol	2.474	208.678

Adrian, William - (16-Jan-2019)

Case: [redacted] User: wadrian 1/16/2019

Scottsdale Police Department Crime Lab Volatiles Analysis

Sample:	[redacted]	Item number:	1172130
Injection date:	1/15/2019 3:29:19 PM	Vial:	22
Method:	ethanol quant.M	Sequence:	15Jan19
Instrument:	US14173023 CN14160045	Analyst:	Adrian
Data file:	C:\Chem32\1\Data\15Jan19\22.D		

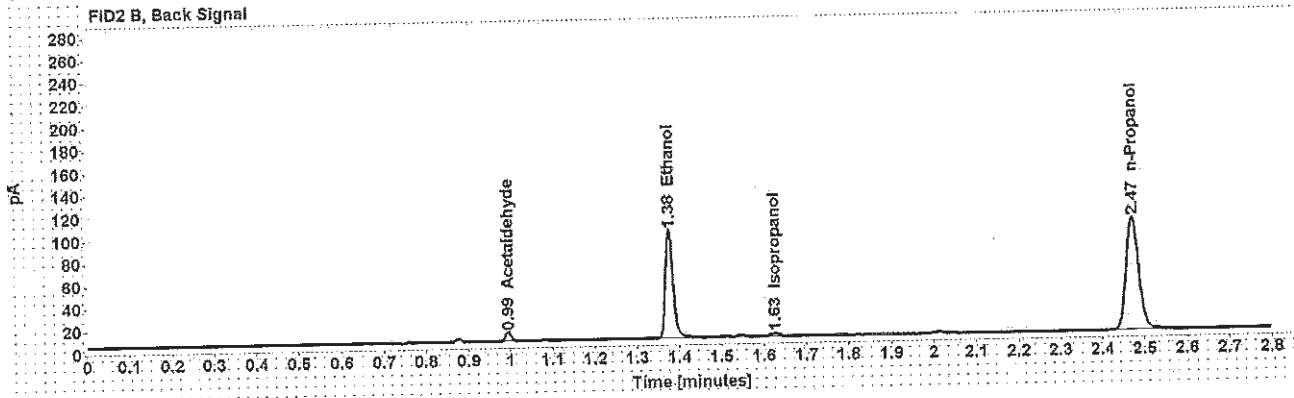
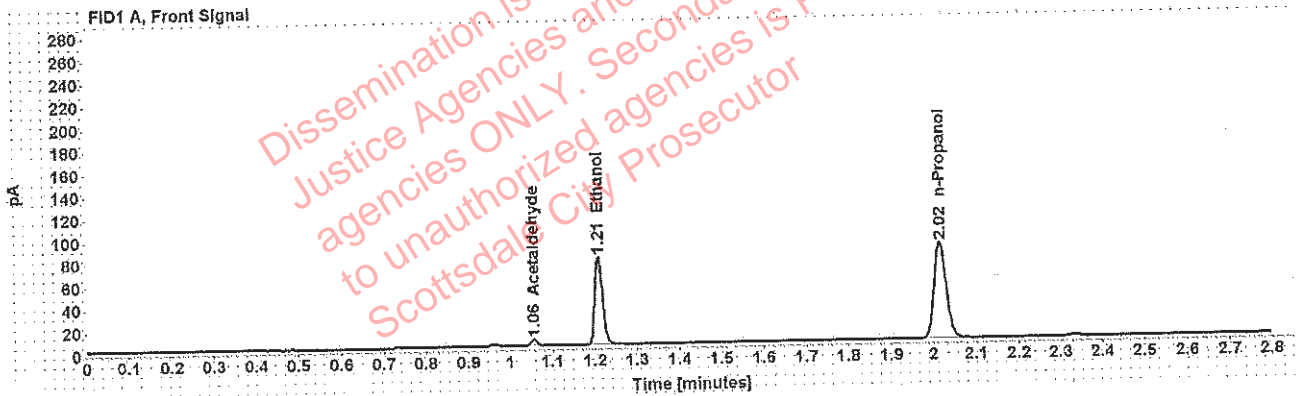


Table 1: FID 1 A (column DB-ALC1)

Compound	Amount (g/100mL)	Time (min)	Peak Area
Acetaldehyde	-----	1.055	5.814
>Ethanol	0.1494	1.209	99.270
n-Propanol	-----	2.016	171.384

Table 2: FID 2 B (column DB-ALC2)

Compound	Time (min)	Peak Area
Acetaldehyde	0.994	7.631
Ethanol	1.376	123.639
Isopropanol	1.626	4.567
n-Propanol	2.472	206.981

Adrian, William - (16-Jan-2019)

Case: [REDACTED] User: wadrian 1/16/2019

Scottsdale Police Department Crime Lab Volatiles Analysis

Sample:	[REDACTED]	Item number:	1242177
Injection date:	1/15/2019 3:33:19 PM	Vial:	23
Method:	ethanol quant.M	Sequence:	15Jan19
Instrument:	US14173023 CN14160045	Analyst:	Adrian
Data file:	C:\Chem32\1\Data\15Jan19\23.D		

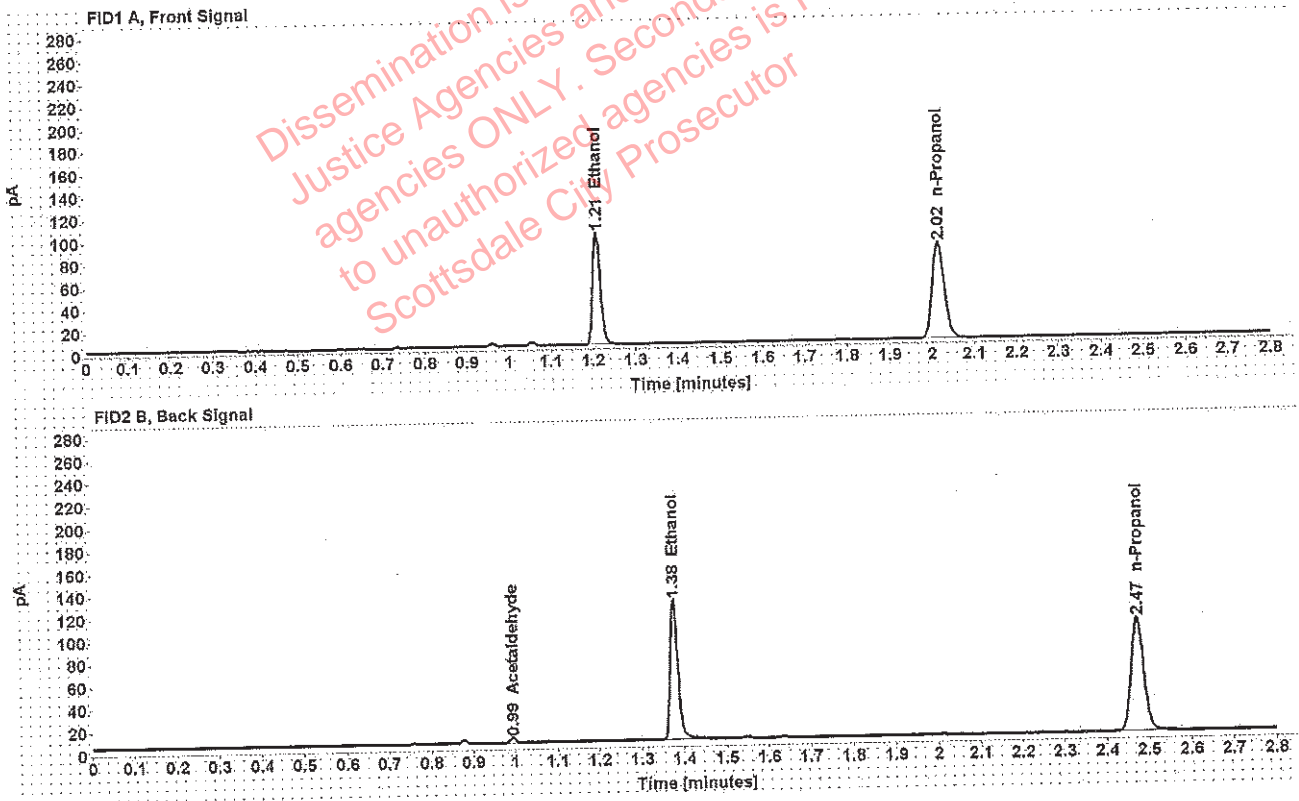


Table 1: FID 1 A (column DB-ALC1)

Compound	Amount (g/100mL)	Time (min)	Peak Area
>Ethanol	0.1924	1.209	126.671
n-Propanol	-----	2.016	169.639

Table 2: FID 2 B (column DB-ALC2)

Compound	Time (min)	Peak Area
Acetaldehyde	0.994	4.253
Ethanol	1.376	159.088
n-Propanol	2.472	206.577

Adrian, William - (16-Jan-2019)

Case: [REDACTED] User: wadrian 1/16/2019

Scottsdale Police Department Crime Lab Volatiles Analysis

Sample:	[REDACTED]	Item number:	1242177
Injection date:	1/15/2019 3:37:19 PM	Vial:	24
Method:	ethanol quant.M	Sequence:	15Jan19
Instrument:	US14173023 CN14160045	Analyst:	Adrian
Data file:	C:\Chem32\1\Data\15Jan19\24.D		

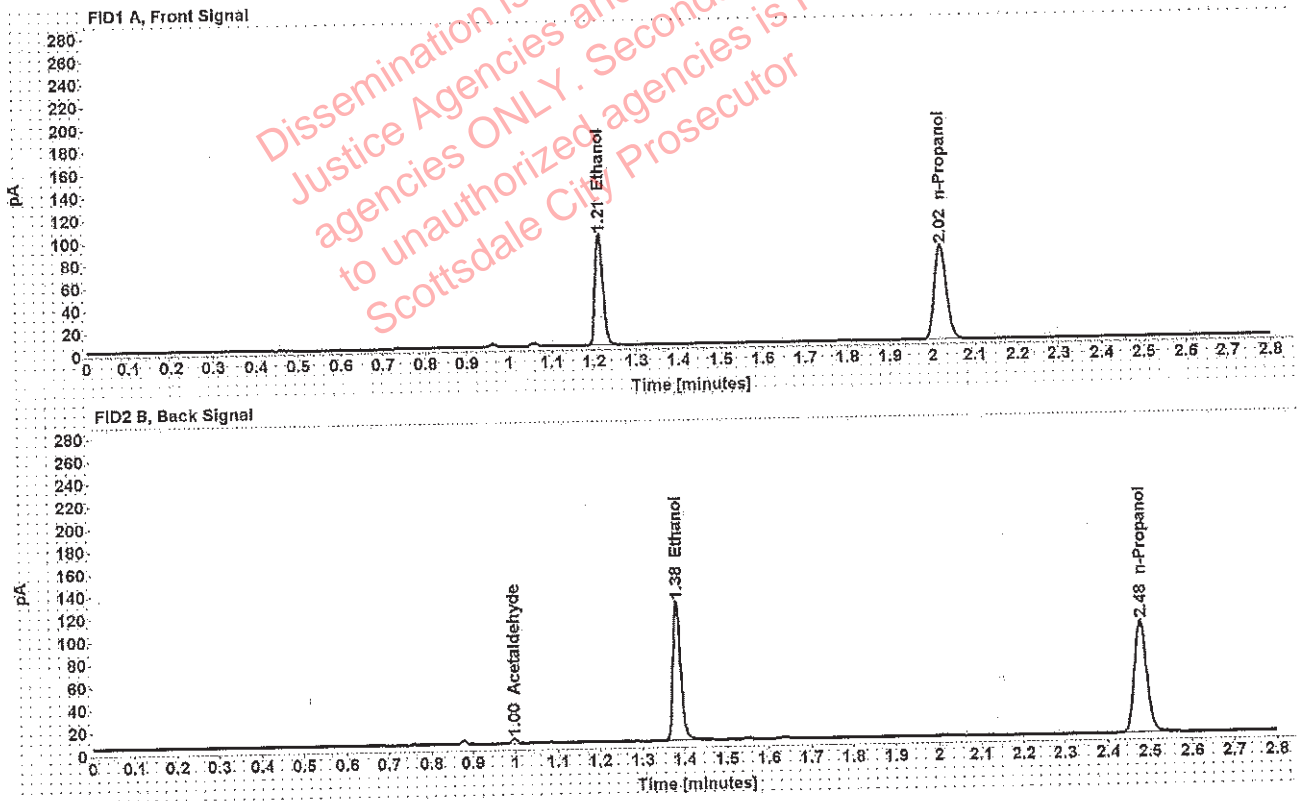


Table 1: FID 1 A (column DB-ALC1)

Compound	Amount (g/100mL)	Time (min)	Peak Area
>Ethanol	0.1962	1.213	127.421
n-Propanol	-----	2.019	167.319

Table 2: FID 2 B (column DB-ALC2)

Compound	Time (min)	Peak Area
Acetaldehyde	0.997	4.229
Ethanol	1.382	158.745
n-Propanol	2.478	203.909

Adrian, William - (16-Jan-2019)

Case: [REDACTED] User: wadrian 1/16/2019

Scottsdale Police Department Crime Lab Volatiles Analysis

Sample:	[REDACTED]	Item number:	1251384
Injection date:	1/15/2019 3:41:35 PM	Vial:	25
Method:	ethanol quant.M	Sequence:	15Jan19
Instrument:	US14173023 CN14160045	Analyst:	Adrian
Data file:	C:\Chem32\11\Data\15Jan19\25.D		

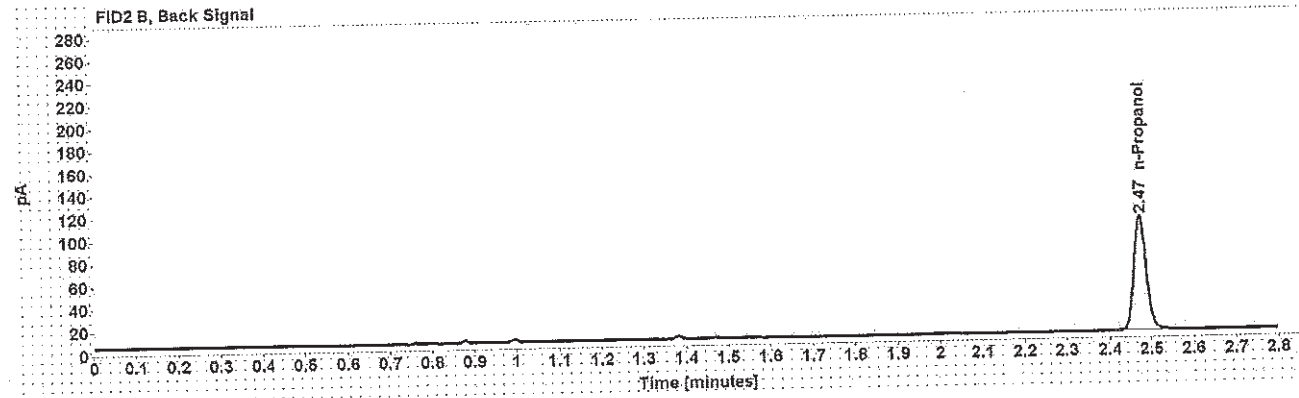
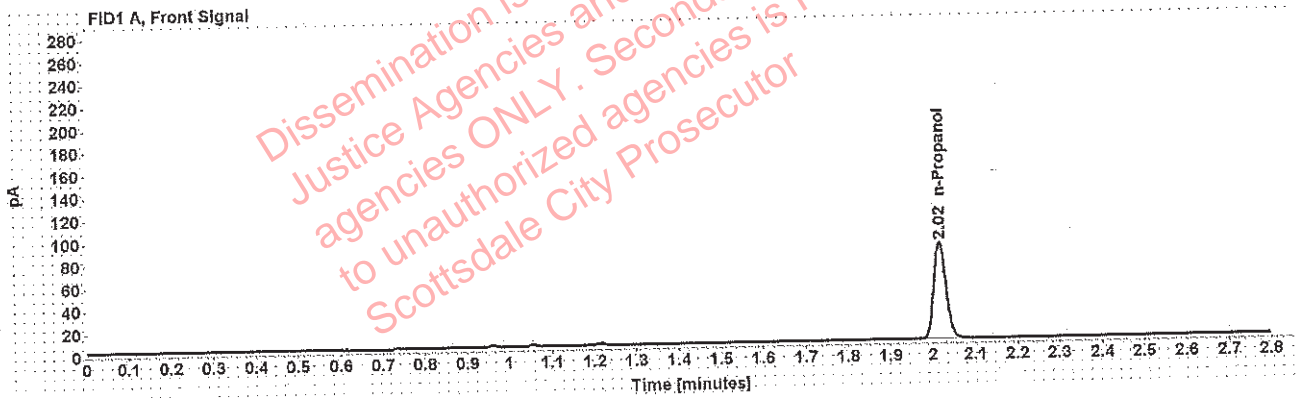


Table 1: FID 1 A (column DB-ALC1)

Compound	Amount (g/100mL)	Time (min)	Peak Area
n-Propanol	-----	2.016	171.953

Table 2: FID 2 B (column DB-ALC2)

Compound	Time (min)	Peak Area
n-Propanol	2.473	208.140

Adrian, William - (16-Jan-2019)

Case: [redacted] User: wadrian 1/16/2019

Scottsdale Police Department Crime Lab Volatiles Analysis

Sample:	[redacted]	Item number:	1251384
Injection date:	1/15/2019 3:45:34 PM	Vial:	26
Method:	ethanol quant.M	Sequence:	15Jan19
Instrument:	US14173023 CN14160045	Analyst:	Adrian
Data file:	C:\Chem32\1\Data\15Jan19\26.D		

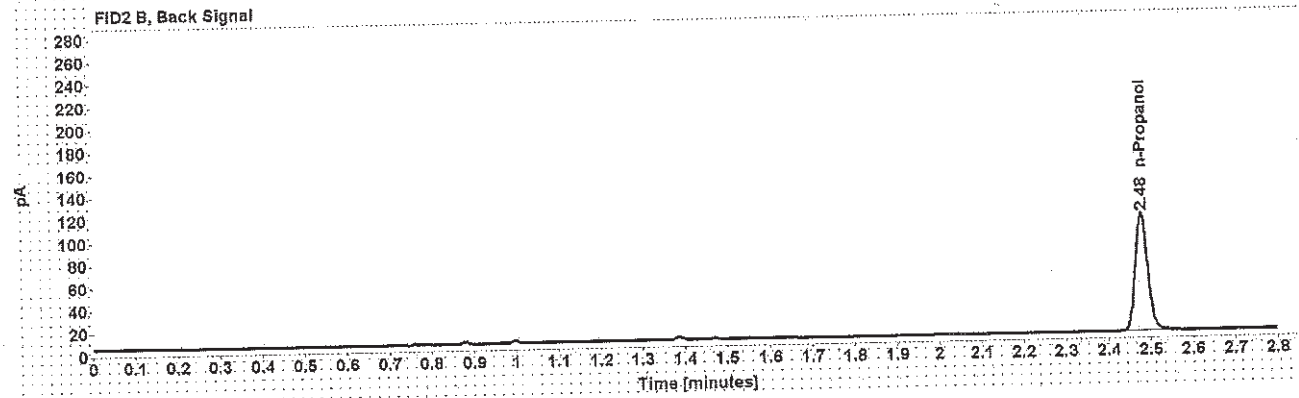
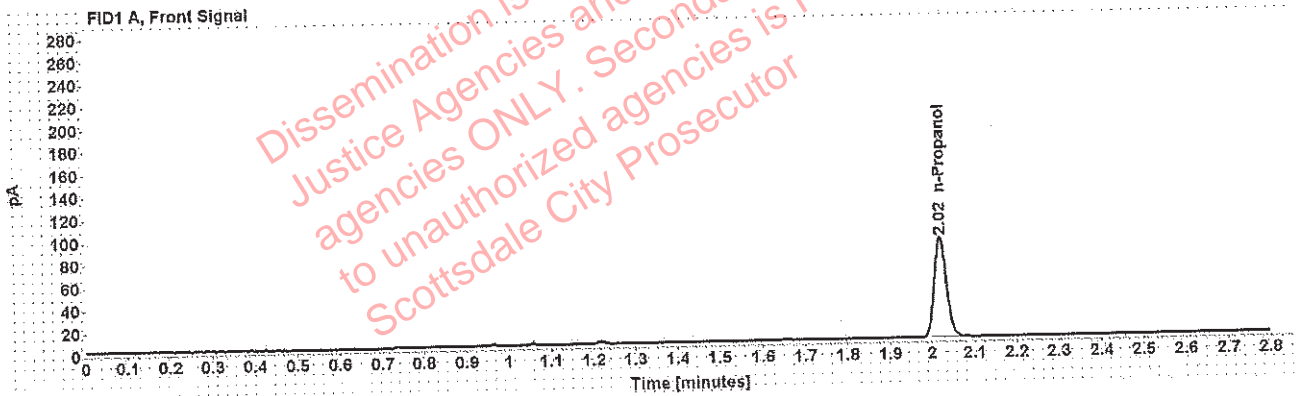


Table 1: FID 1 A (column DB-ALC1)

Compound	Amount (g/100mL)	Time (min)	Peak Area
n-Propanol	-----	2.020	177.069

Table 2: FID 2 B (column DB-ALC2)

Compound	Time (min)	Peak Area
n-Propanol	2.479	214.701

Adrian, William - (16-Jan-2019)

Case: [REDACTED] User: wadrian 1/16/2019

Scottsdale Police Department Crime Lab Volatiles Analysis

Sample:	[REDACTED]	Item number:	1246474
Injection date:	1/15/2019 3:49:35 PM	Vial:	27
Method:	ethanol quant.M	Sequence:	15Jan19
Instrument:	US14173023 CN14160045	Analyst:	Adrian
Data file:	C:\Chem32\11\Data\15Jan19\27.D		

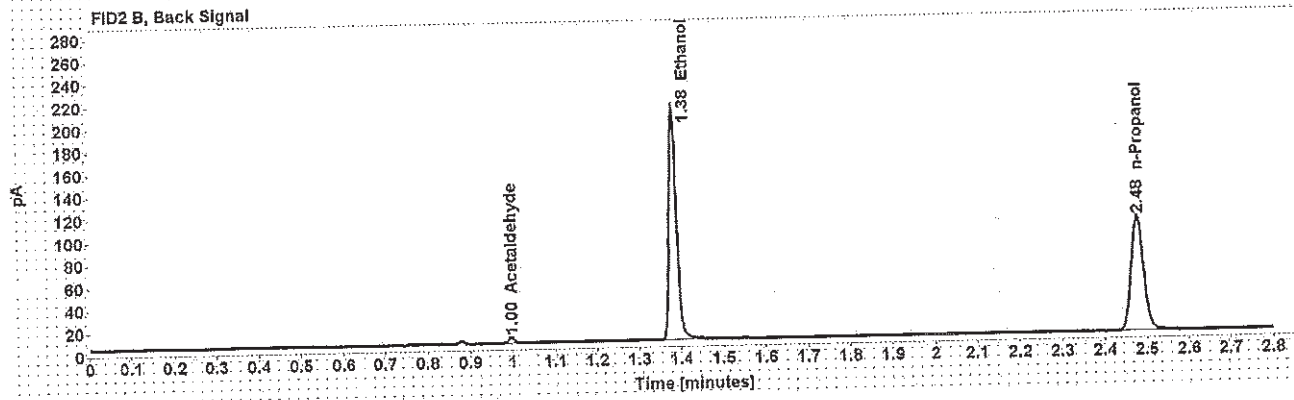
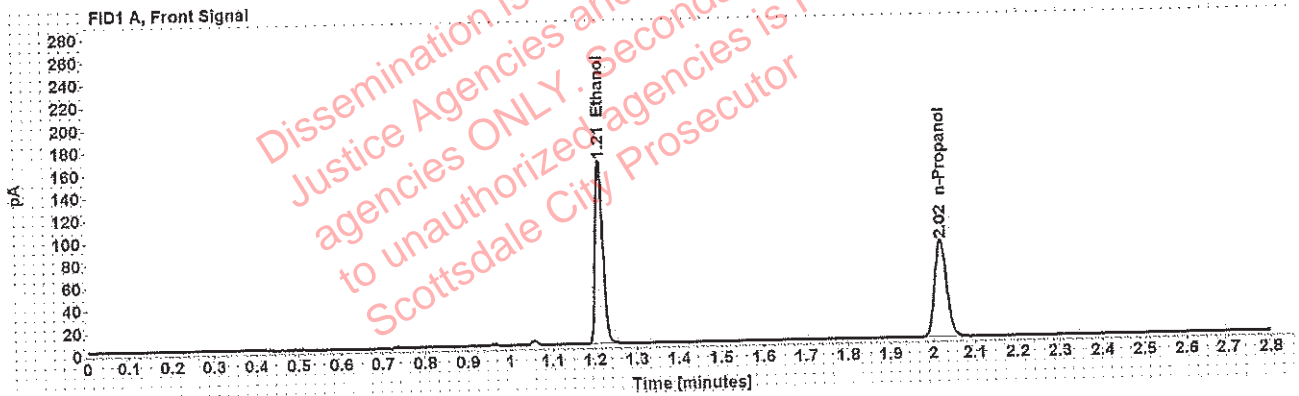


Table 1: FID 1 A (column DB-ALC1)

Compound	Amount (g/100mL)	Time (min)	Peak Area
>Ethanol	0.3147	1.212	210.016
n-Propanol	-----	2.019	171.719

Table 2: FID 2 B (column DB-ALC2)

Compound	Time (min)	Peak Area
Acetaldehyde	0.997	4.720
Ethanol	1.382	259.487
n-Propanol	2.478	208.983

Case: [REDACTED] : Adrian, William - (16-Jan-2019)

User: wadrian 1/16/2019

Scottsdale Police Department Crime Lab Volatiles Analysis

Sample:	[REDACTED]	Item number:	1246474
Injection date:	1/15/2019 3:53:34 PM	Vial:	28
Method:	ethanol quant.M	Sequence:	15Jan19
Instrument:	US14173023 CN14160045	Analyst:	Adrian
Data file:	C:\Chem32\1\Data\15Jan19\28.D		

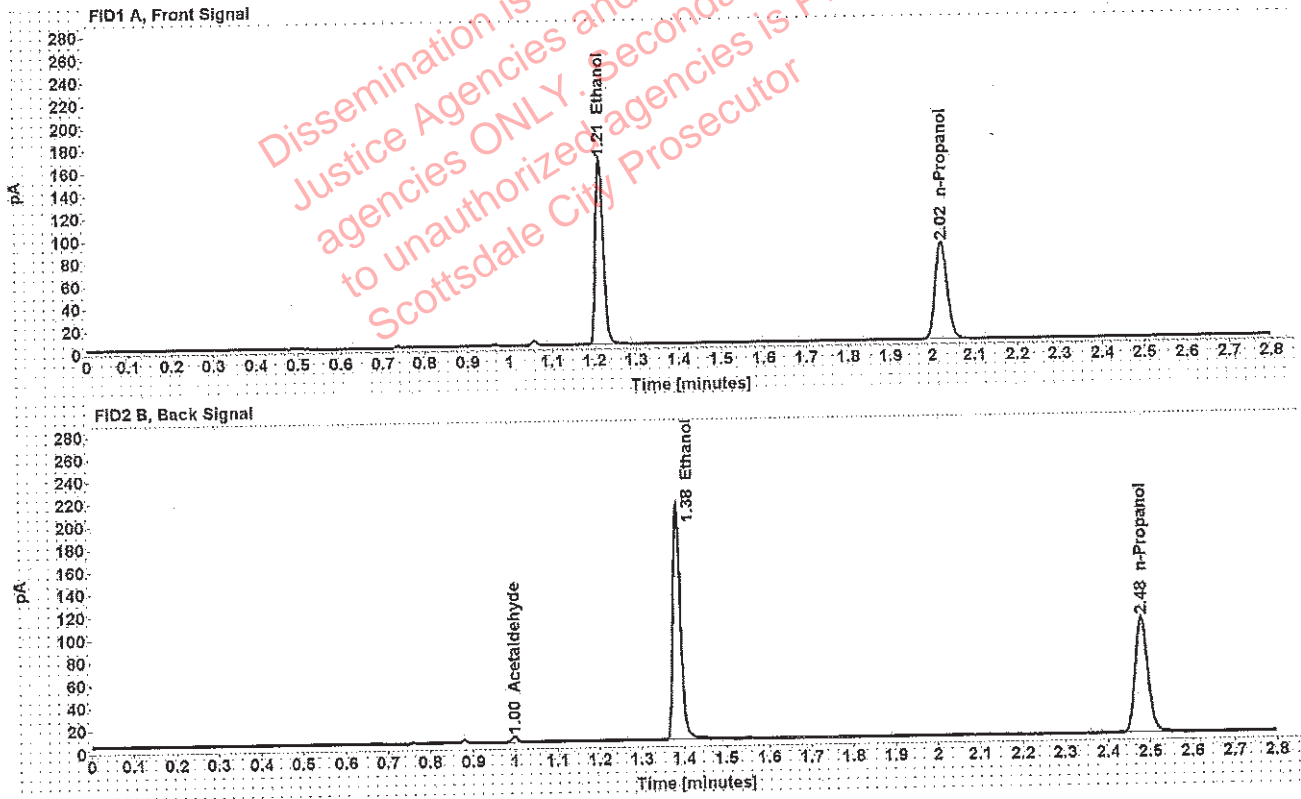


Table 1: FID 1 A (column DB-ALC1)

Compound	Amount (g/100mL)	Time (min)	Peak Area
>Ethanol	0.3206	1.214	215.145
n-Propanol	-----	2.021	172.667

Table 2: FID 2 B (column DB-ALC2)

Compound	Time (min)	Peak Area
Acetaldehyde	0.998	4.742
Ethanol	1.384	265.807
n-Propanol	2.480	209.859

Case: [REDACTED] : Adrian, William - (16-Jan-2019)

User: wadrian 1/16/2019

Scottsdale Police Department Crime Lab Volatiles Analysis

Sample:	[REDACTED]	Item number:	1248120
Injection date:	1/15/2019 3:57:34 PM	Vial:	29
Method:	ethanol quant.M	Sequence:	15Jan19
Instrument:	US14173023 CN14160045	Analyst:	Adrian
Data file:	C:\Chem32\1\Data\15Jan19\29.D		

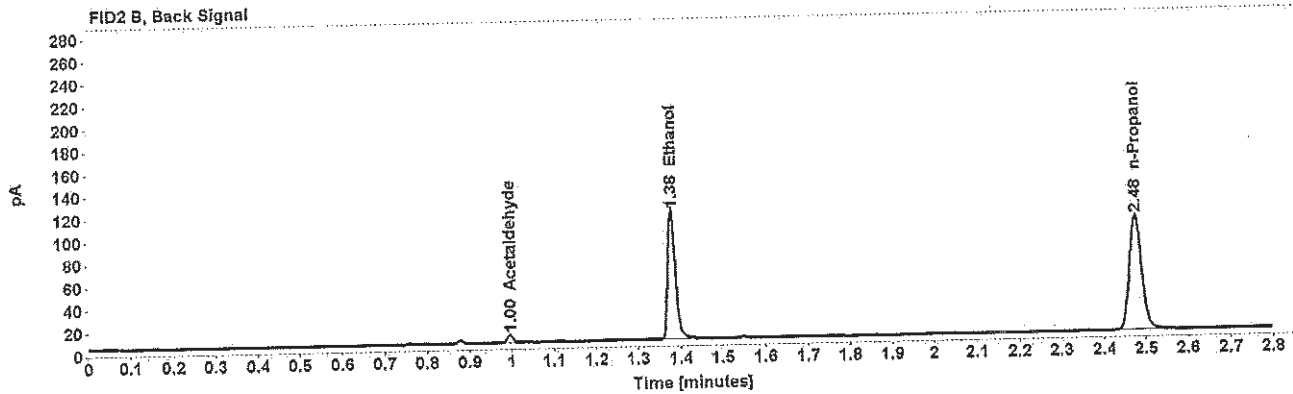
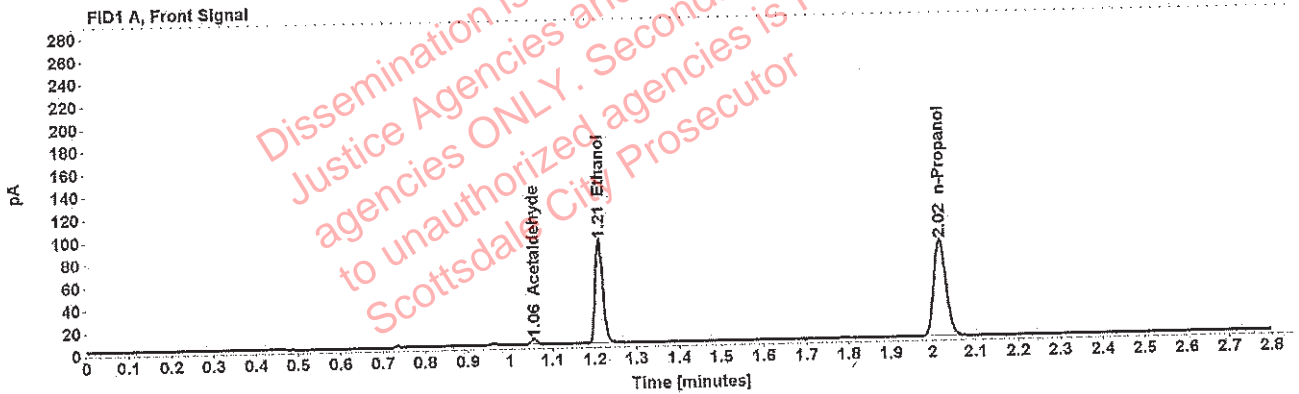


Table 1: FID 1 A (column DB-ALC1)

Compound	Amount (g/100mL)	Time (min)	Peak Area
Acetaldehyde	-----	1.056	5.023
>Ethanol	0.1775	1.211	117.781
n-Propanol	-----	2.018	170.975

Table 2: FID 2 B (column DB-ALC2)

Compound	Time (min)	Peak Area
Acetaldehyde	0.996	6.564
Ethanol	1.380	147.068
n-Propanol	2.476	207.574

: Adrian, William - (16-Jan-2019)

Case: [REDACTED] User: wadrian 1/16/2019

Scottsdale Police Department Crime Lab Volatiles Analysis

Sample:	[REDACTED]	Item number:	1248120
Injection date:	1/15/2019 4:01:34 PM	Vial:	30
Method:	ethanol quant.M	Sequence:	15Jan19
Instrument:	US14173023 CN14160045	Analyst:	Adrian
Data file:	C:\Chem32\11\Data\15Jan19\30.D		

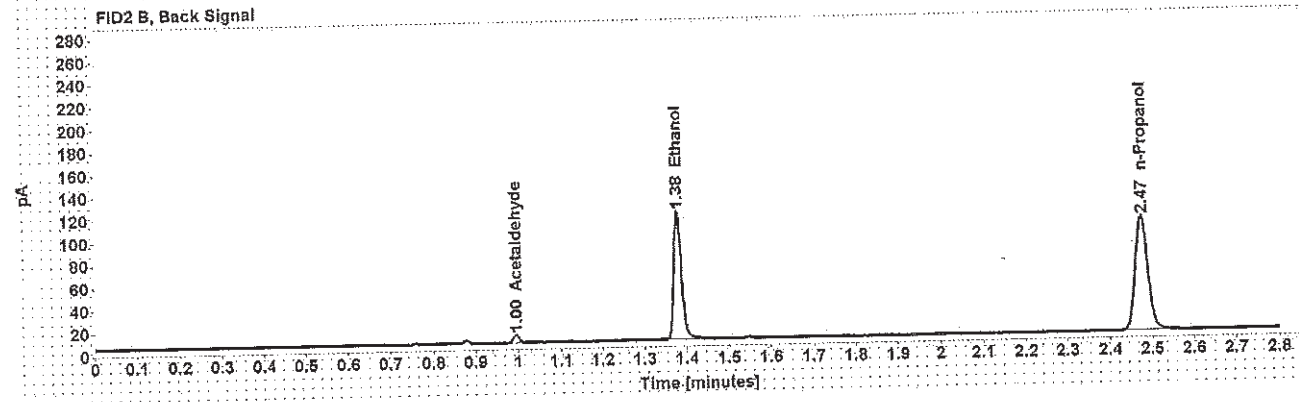
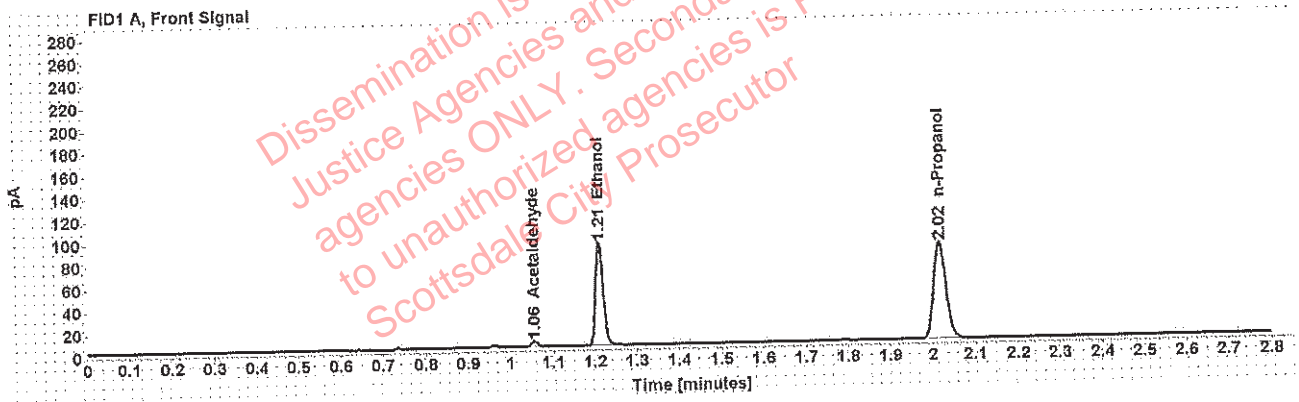


Table 1: FID 1 A (column DB-ALC1)

Compound	Amount (g/100mL)	Time (min)	Peak Area
Acetaldehyde	-----	1.056	5.032
>Ethanol	0.1769	1.211	117.837
n-Propanol	-----	2.017	171.680

Table 2: FID 2 B (column DB-ALC2)

Compound	Time (min)	Peak Area
Acetaldehyde	0.995	6.557
Ethanol	1.379	146.655
n-Propanol	2.475	208.062

[Redacted] : Adrian, William - (16-Jan-2019)

Case: [Redacted] User: wadrian 1/16/2019

Scottsdale Police Department Crime Lab Volatiles Analysis

Sample:	[Redacted]	Item number:	1249064
Injection date:	1/15/2019 4:09:50 PM	Vial:	32
Method:	ethanol quant.M	Sequence:	15Jan19
Instrument:	US14173023 CN14160045	Analyst:	Adrian
Data file:	C:\Chem32\1\Data\15Jan19\32.D		

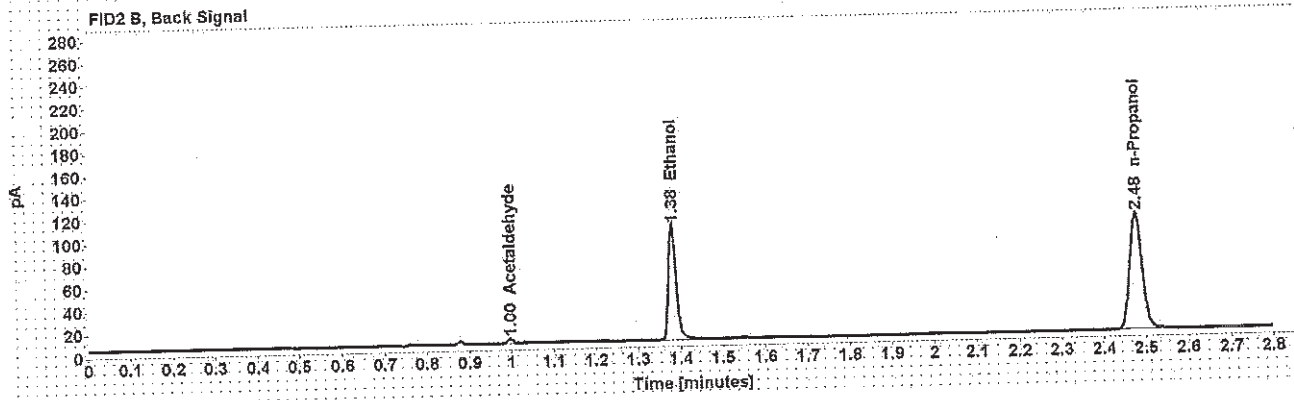
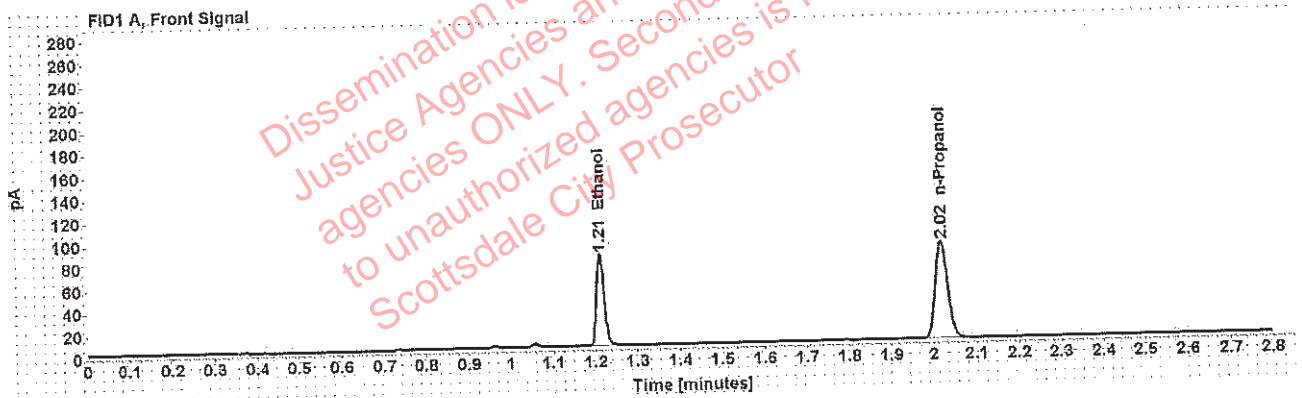


Table 1: FID 1 A (column DB-ALC1)

Compound	Amount (g/100mL)	Time (min)	Peak Area
>Ethanol	0.1572	1.212	105.879
n-Propanol	-----	2.019	173.631

Table 2: FID 2 B (column DB-ALC2)

Compound	Time (min)	Peak Area
Acetaldehyde	0.997	3.765
Ethanol	1.381	132.107
n-Propanol	2.477	210.992

Adrian, William - (16-Jan-2019)

Case: [redacted] User: wadrian 1/16/2019

Scottsdale Police Department Crime Lab Volatiles Analysis

Sample:	[redacted]	Item number:	1249064
Injection date:	1/15/2019 4:13:50 PM	Vial:	33
Method:	ethanol quant.M	Sequence:	15Jan19
Instrument:	US14173023 CN14160045	Analyst:	Adrian
Data file:	C:\Chem32\11\Data\15Jan19\33.D		

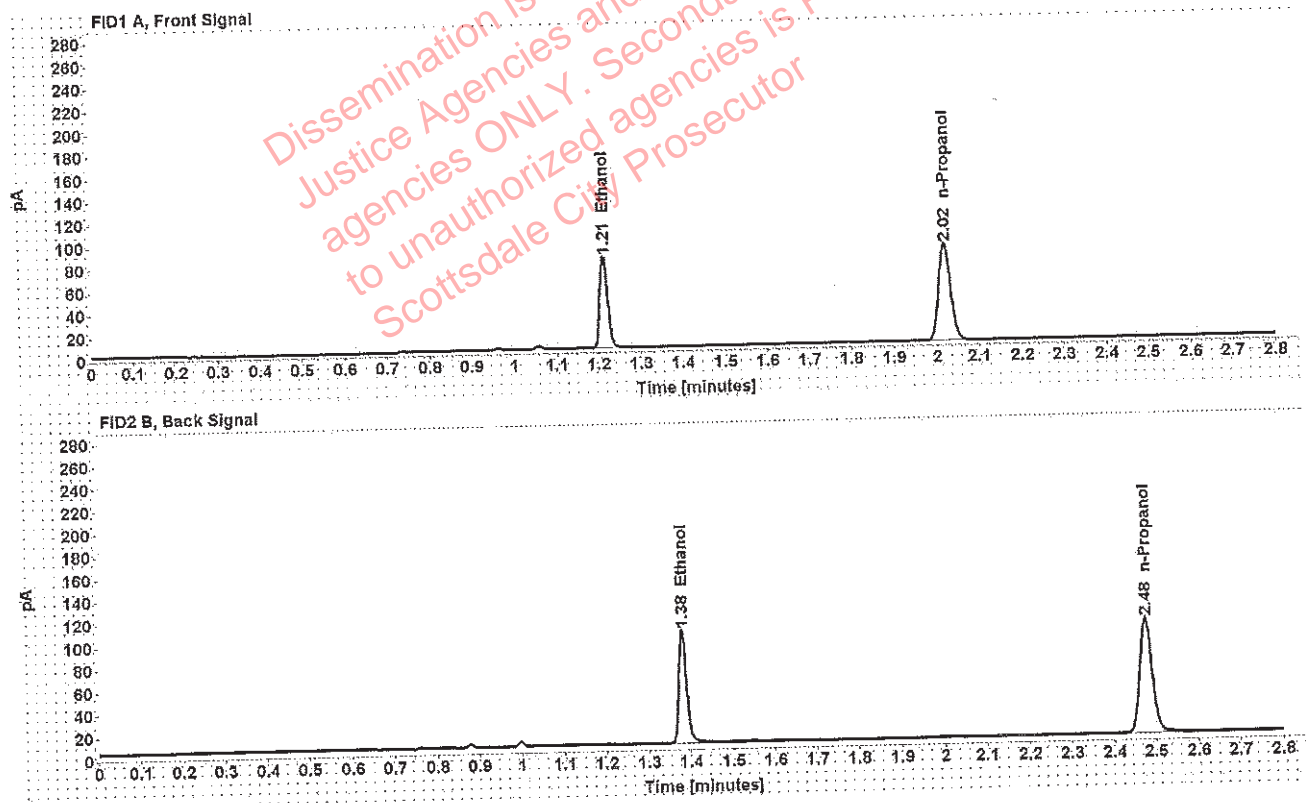


Table 1: FID 1 A (column DB-ALC1)

Compound	Amount (g/100mL)	Time (min)	Peak Area
>Ethanol	0.1563	1.212	104.122
n-Propanol	-----	2.018	171.714

Table 2: FID 2 B (column DB-ALC2)

Compound	Time (min)	Peak Area
Ethanol	1.381	129.772
n-Propanol	2.477	208.703

Adrian, William - (16-Jan-2019)

Case: [REDACTED] User: wadrian 1/16/2019

Scottsdale Police Department Crime Lab Volatiles Analysis

Sample:	[REDACTED]	Item number:	1245968
Injection date:	1/15/2019 4:17:49 PM	Vial:	34
Method:	ethanol quant.M	Sequence:	15Jan19
Instrument:	US14173023 CN14160045	Analyst:	Adrian
Data file:	C:\Chem32\11\Data\15Jan19\34.D		

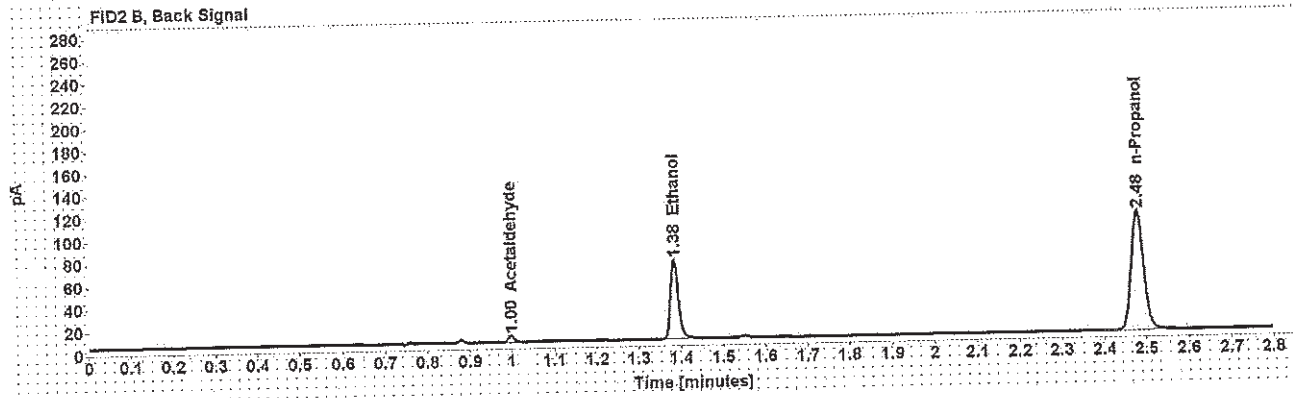
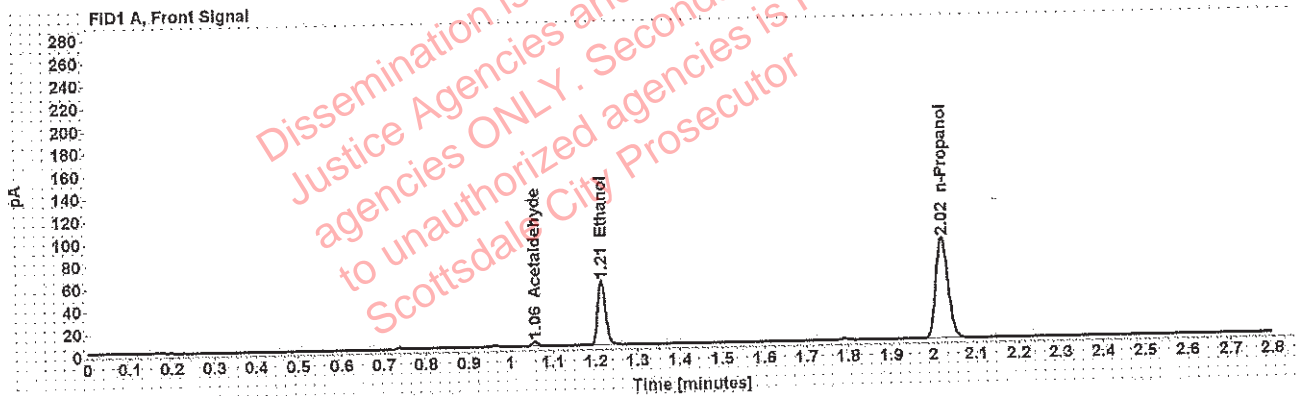


Table 1: FID 1 A (column DB-ALC1)

Compound	Amount (g/100mL)	Time (min)	Peak Area
Acetaldehyde	-----	1.058	4.073
>Ethanol	0.1068	1.214	74.158
n-Propanol	-----	2.020	179.405

Table 2: FID 2 B (column DB-ALC2)

Compound	Time (min)	Peak Area
Acetaldehyde	0.998	5.364
Ethanol	1.384	90.560
n-Propanol	2.479	217.881

Adrian, William - (16-Jan-2019)

Case: [REDACTED] User: wadrian 1/16/2019

Scottsdale Police Department Crime Lab Volatiles Analysis

Sample:	[REDACTED]	Item number:	1245968
Injection date:	1/15/2019 4:21:49 PM	Vial:	35
Method:	ethanol quant.M	Sequence:	15Jan19
Instrument:	US14173023 CN14160045	Analyst:	Adrian
Data file:	C:\Chem32\1\Data\15Jan19\35.D		

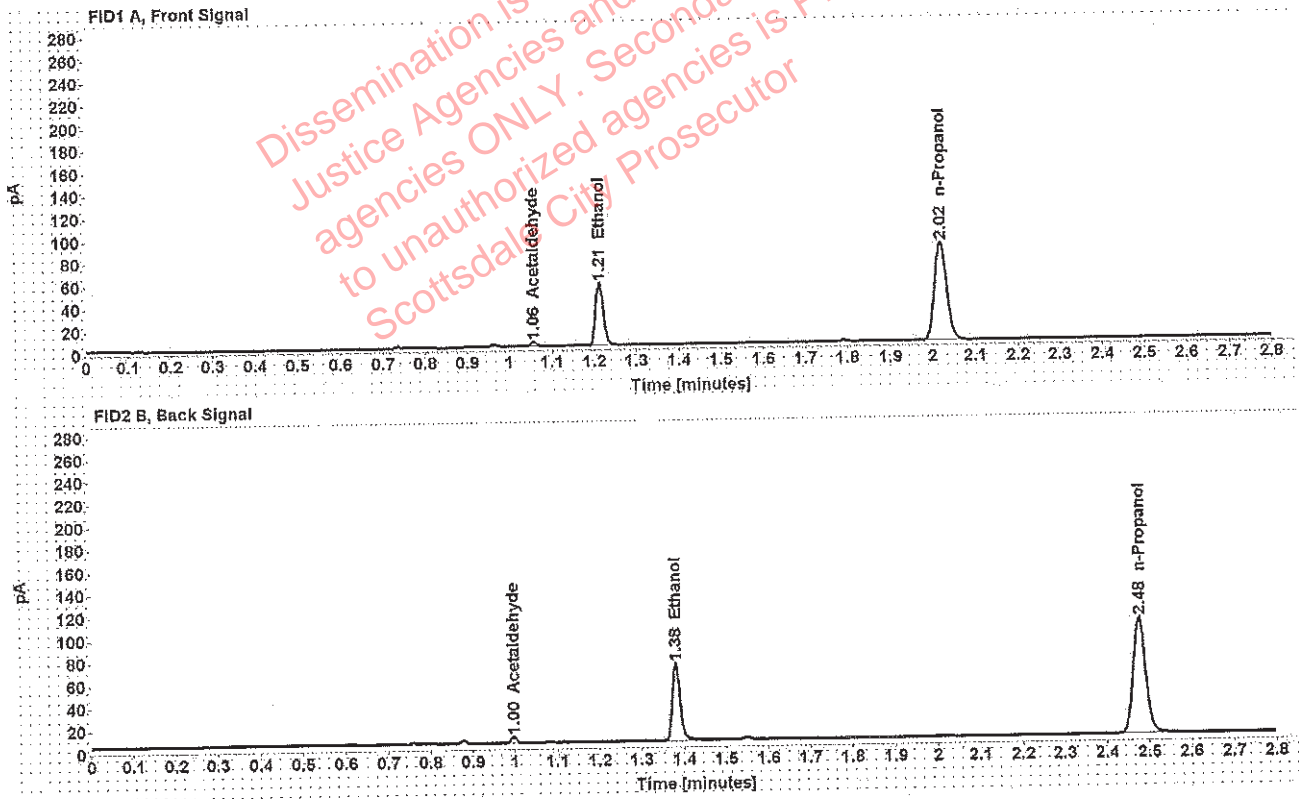


Table 1: FID 1 A (column DB-ALC1)

Compound	Amount (g/100mL)	Time (min)	Peak Area
Acetaldehyde	-----	1.056	3.967
>Ethanol	0.1064	1.212	71.530
n-Propanol	-----	2.018	173.611

Table 2: FID 2 B (column DB-ALC2)

Compound	Time (min)	Peak Area
Acetaldehyde	0.996	5.168
Ethanol	1.381	87.265
n-Propanol	2.476	210.864

: Adrian, William - (16-Jan-2019)

Case: User: wadrian 1/16/2019

Scottsdale Police Department Crime Lab Volatiles Analysis

Sample:		Item number:	1248887
Injection date:	1/15/2019 4:25:49 PM	Vial:	36
Method:	ethanol quant.M	Sequence:	15Jan19
Instrument:	US14173023 CN14160045	Analyst:	Adrian
Data file:	C:\Chem321\1\Data\15Jan19\36.D		

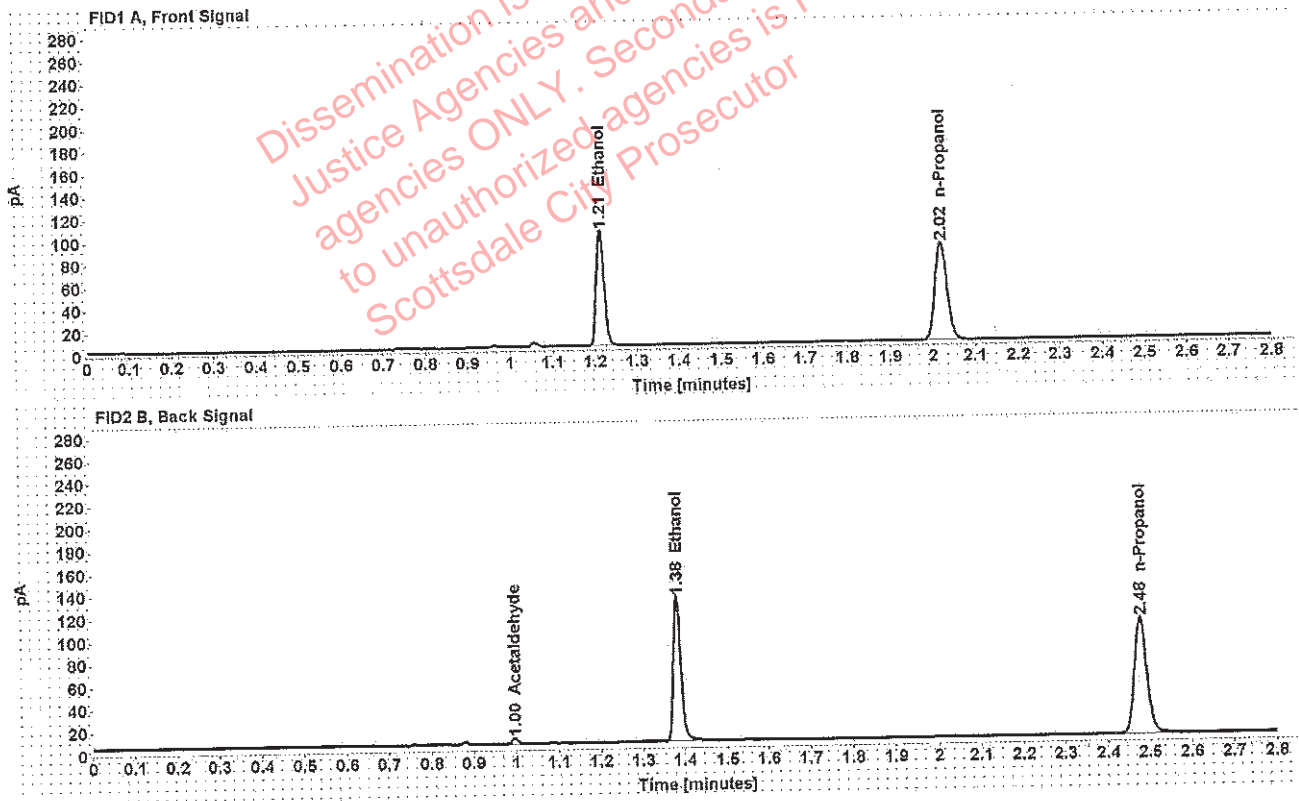


Table 1: FID 1 A (column DB-ALC1)

Compound	Amount (g/100mL)	Time (min)	Peak Area
>Ethanol	0.1975	1.213	132.368
n-Propanol	-----	2.019	172.690

Table 2: FID 2 B (column DB-ALC2)

Compound	Time (min)	Peak Area
Acetaldehyde	0.997	4.794
Ethanol	1.382	163.457
n-Propanol	2.478	210.390

Case: [REDACTED] : Adrian, William - (16-Jan-2019)

User: wadrian 1/16/2019

Scottsdale Police Department Crime Lab Volatiles Analysis

Sample:	[REDACTED]	Item number:	1248887
Injection date:	1/15/2019 4:30:05 PM	Vial:	37
Method:	ethanol quant.M	Sequence:	15Jan19
Instrument:	US14173023 CN14160045	Analyst:	Adrian
Data file:	C:\Chem32\1\Data\15Jan19\37.D		

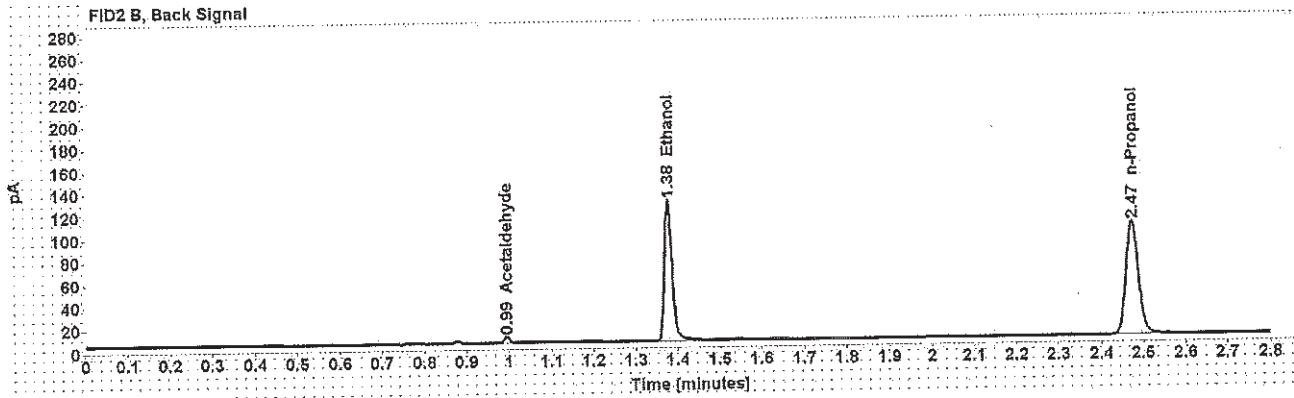
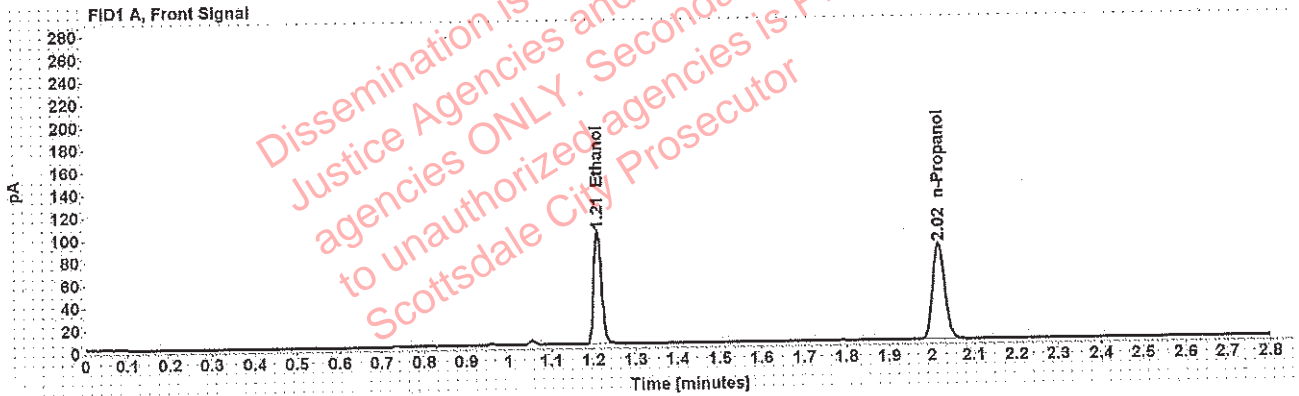


Table 1: FID 1 A (column DB-ALC1)

Compound	Amount (g/100mL)	Time (min)	Peak Area
>Ethanol	0.1949	1.210	128.492
n-Propanol	-----	2.017	169.821

Table 2: FID 2 B (column DB-ALC2)

Compound	Time (min)	Peak Area
Acetaldehyde	0.995	4.812
Ethanol	1.378	158.363
n-Propanol	2.474	206.402

: Adrian, William - (16-Jan-2019)

Case: [REDACTED] User: wadrian 1/16/2019

Scottsdale Police Department Crime Lab Volatiles Analysis

Sample:	[REDACTED]	Item number:	1247279
Injection date:	1/15/2019 4:34:04 PM	Vial:	38
Method:	ethanol quant.M	Sequence:	15Jan19
Instrument:	US14173023 CN14160045	Analyst:	Adrian
Data file:	C:\Chem32\1\Data\15Jan19\38.D		

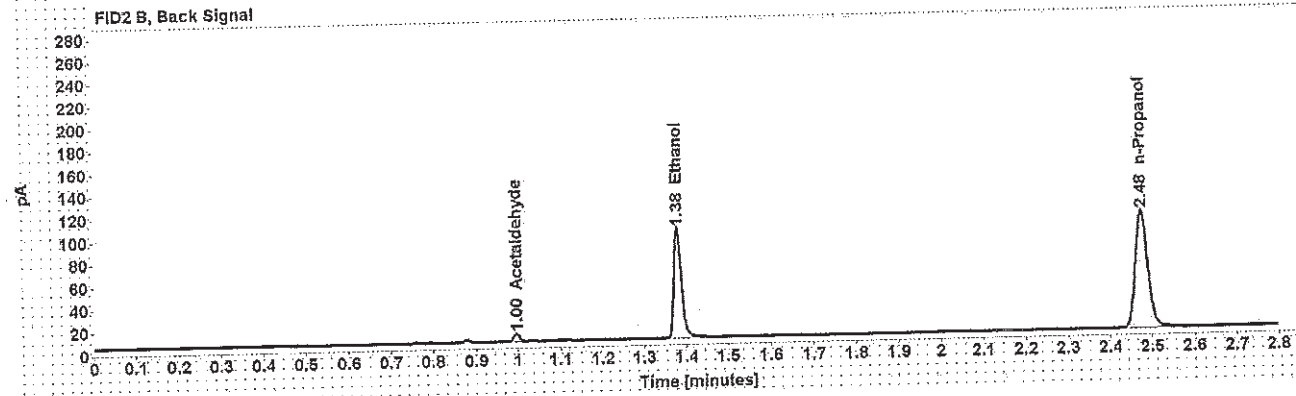
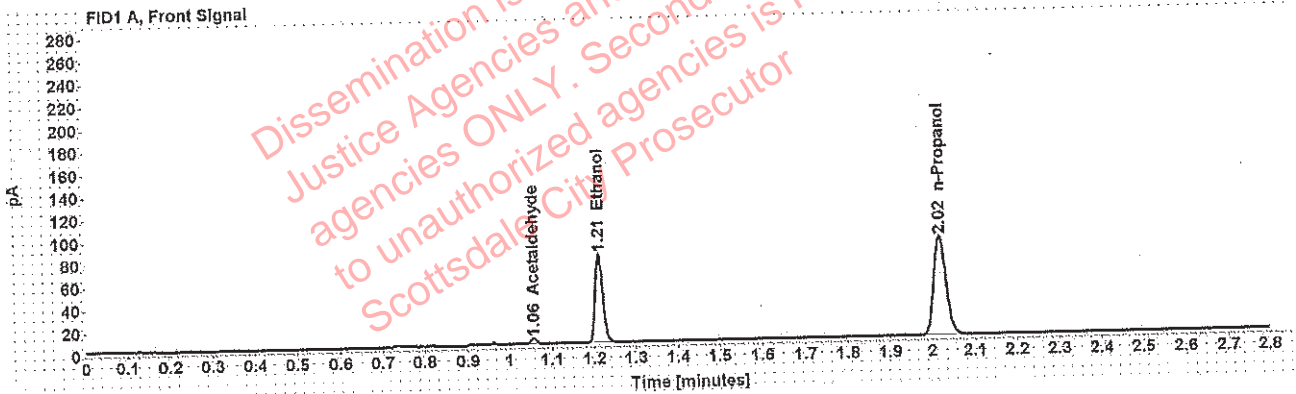


Table 1: FID 1 A (column DB-ALC1)

Compound	Amount (g/100mL)	Time (min)	Peak Area
Acetaldehyde	-----	1.056	5.011
>Ethanol	0.1489	1.212	101.193
n-Propanol	-----	2.018	175.249

Table 2: FID 2 B (column DB-ALC2)

Compound	Time (min)	Peak Area
Acetaldehyde	0.996	6.531
Ethanol	1.380	124.249
n-Propanol	2.476	213.448

Adrian, William - (16-Jan-2019)

Case: [REDACTED] User: wadrian 1/16/2019

Scottsdale Police Department Crime Lab Volatiles Analysis

Sample:	[REDACTED]	Item number:	1247279
Injection date:	1/15/2019 4:38:04 PM	Vial:	39
Method:	ethanol quant.M	Sequence:	15Jan19
Instrument:	US14173023 CN14160045	Analyst:	Adrian
Data file:	C:\Chem32\1\Data\15Jan19\39.D		

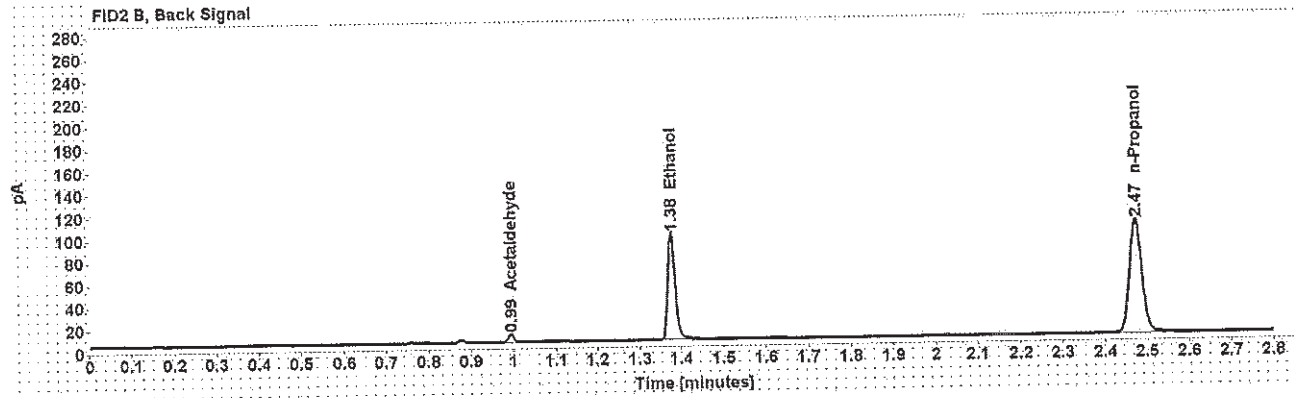
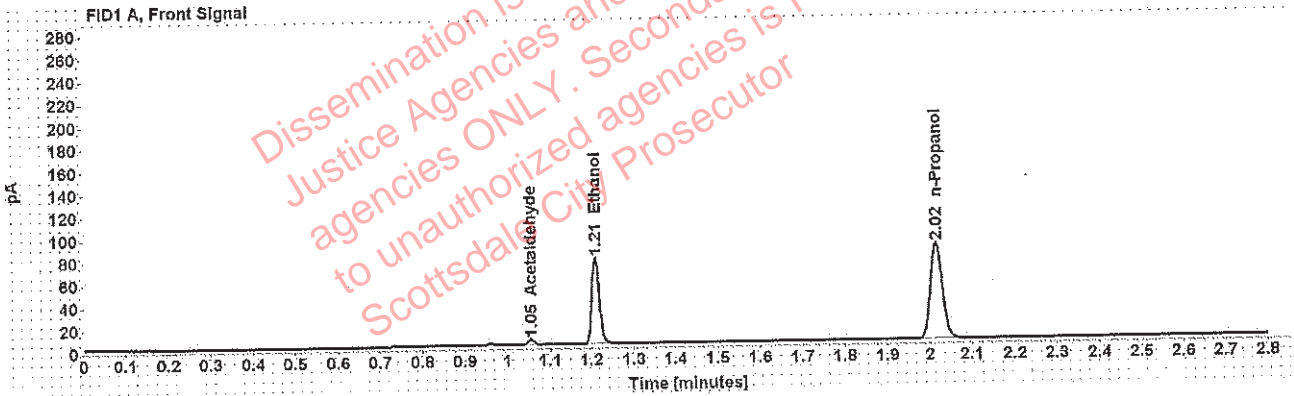


Table 1: FID 1 A (column DB-ALC1)

Compound	Amount (g/100mL)	Time (min)	Peak Area
Acetaldehyde	-----	1.055	4.958
>Ethanol	0.1474	1.209	97.490
n-Propanol	-----	2.016	170.542

Table 2: FID 2 B (column DB-ALC2)

Compound	Time (min)	Peak Area
Acetaldehyde	0.994	6.515
Ethanol	1.377	119.726
n-Propanol	2.472	207.302

Scottsdale Police Department Crime Lab Volatiles Analysis

Sample:	[REDACTED]	Item number:	1247996
Injection date:	1/15/2019 4:42:04 PM	Vial:	40
Method:	ethanol quant.M	Sequence:	15Jan19
Instrument:	US14173023 CN14160045	Analyst:	Adrian
Data file:	C:\Chem32\11\Data\15Jan19\40.D		

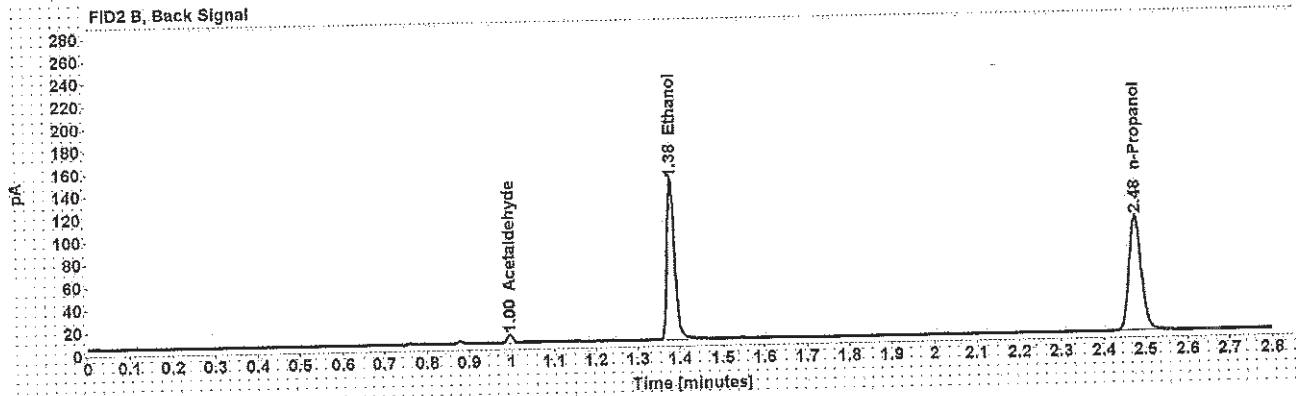
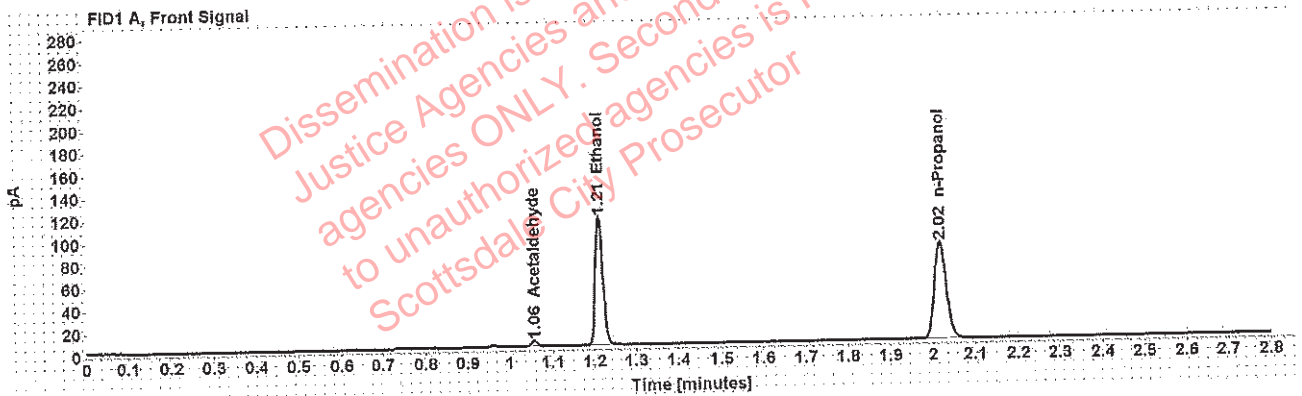


Table 1: FID 1 A (column DB-ALC1)

Compound	Amount (g/100mL)	Time (min)	Peak Area
Acetaldehyde	-----	1.056	4.934
>Ethanol	0.2197	1.212	146.623
n-Propanol	-----	2.018	171.883

Table 2: FID 2 B (column DB-ALC2)

Compound	Time (min)	Peak Area
Acetaldehyde	0.996	6.502
Ethanol	1.380	181.067
n-Propanol	2.476	208.915

Adrian, William - (16-Jan-2019)

Case: [REDACTED] User: wadrian 1/16/2019

Scottsdale Police Department Crime Lab Volatiles Analysis

Sample:	[REDACTED]	Item number:	1247996
Injection date:	1/15/2019 4:46:05 PM	Vial:	41
Method:	ethanol quant.M	Sequence:	15Jan19
Instrument:	US14173023 CN14160045	Analyst:	Adrian
Data file:	C:\Chem32\1\Data\15Jan19\41.D		

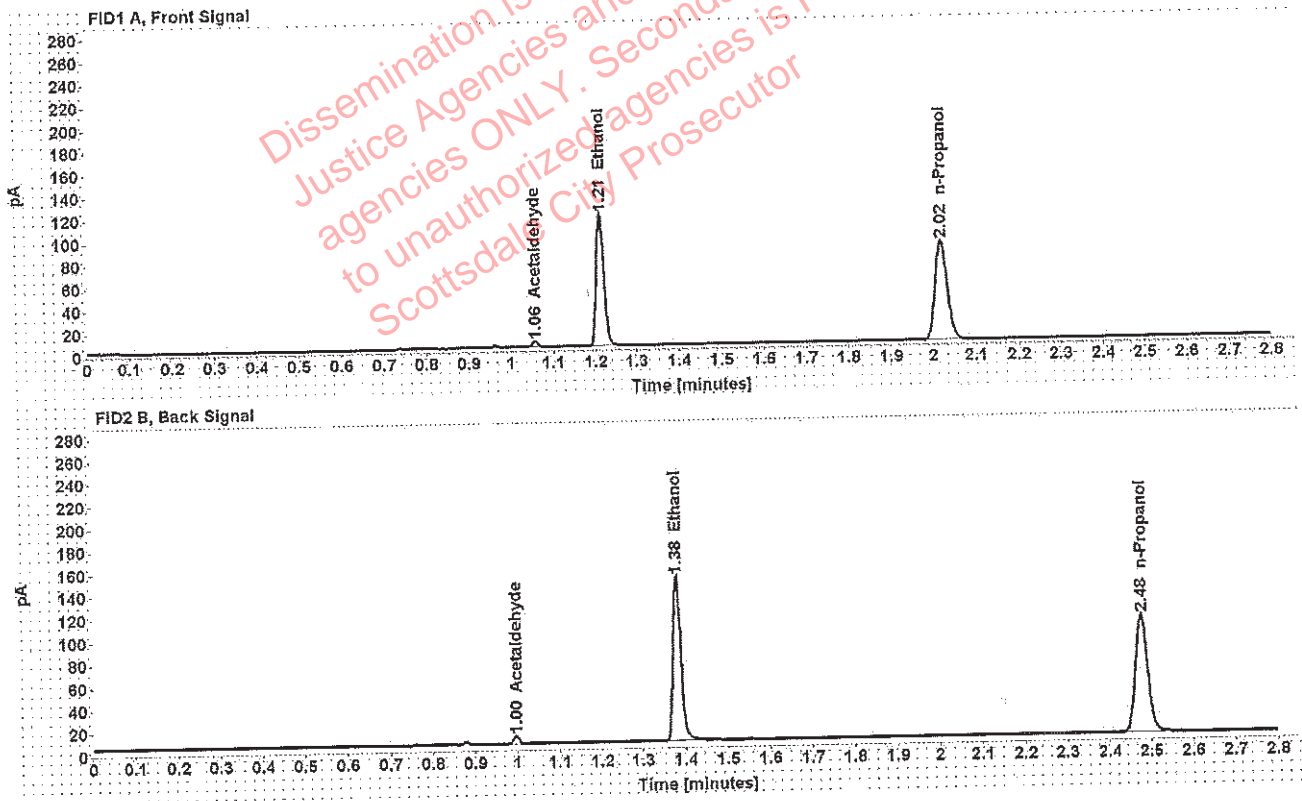


Table 1: FID 1 A (column DB-ALC1)

Compound	Amount (g/100mL)	Time (min)	Peak Area
Acetaldehyde	-----	1.057	4.974
>Ethanol	0.2210	1.212	150.660
n-Propanol	-----	2.018	175.568

Table 2: FID 2 B (column DB-ALC2)

Compound	Time (min)	Peak Area
Acetaldehyde	0.997	6.482
Ethanol	1.381	186.322
n-Propanol	2.477	213.980

Adrian, William - (16-Jan-2019)

Case: [REDACTED] User: wadrian 1/16/2019

Scottsdale Police Department Crime Lab Volatiles Analysis

Sample:	[REDACTED]	Item number:	1247862
Injection date:	1/15/2019 4:54:20 PM	Vial:	43
Method:	ethanol quant.M	Sequence:	15Jan19
Instrument:	US14173023 CN14160045	Analyst:	Adrian
Data file:	C:\Chem32\1\Data\15Jan19\43.D		

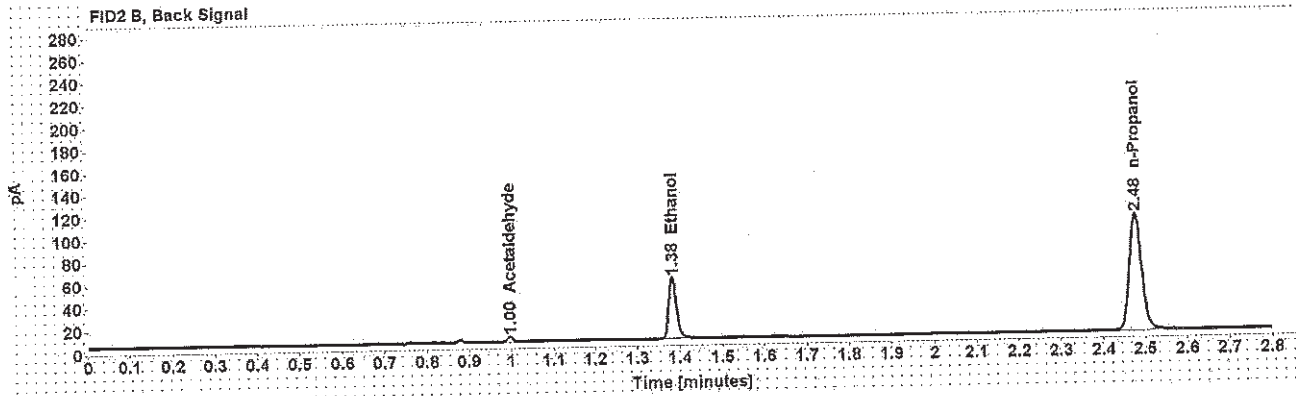
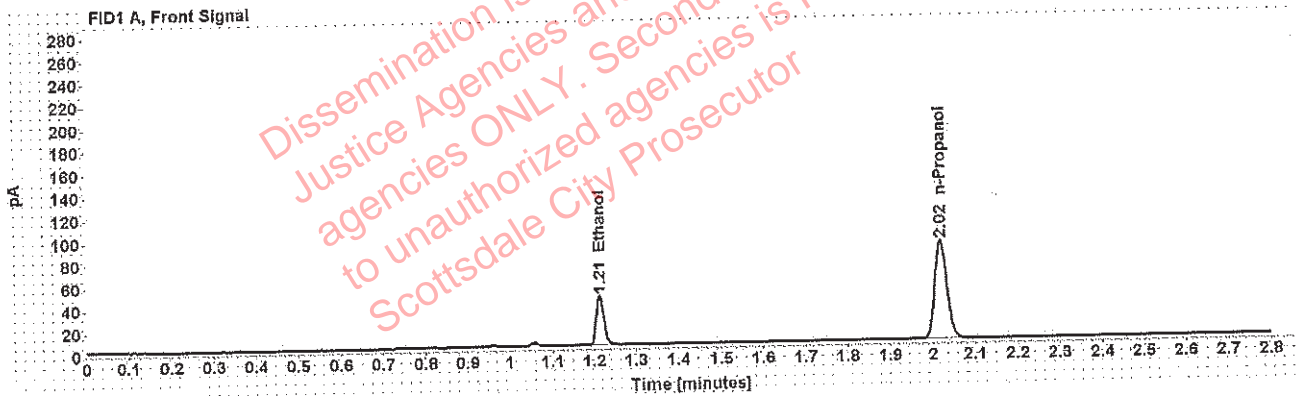


Table 1: FID 1 A (column DB-ALC1)

Compound	Amount (g/100mL)	Time (min)	Peak Area
>Ethanol	0.0838	1.213	56.618
n-Propanol	-----	2.019	174.855

Table 2: FID 2 B (column DB-ALC2)

Compound	Time (min)	Peak Area
Acetaldehyde	0.997	4.139
Ethanol	1.383	68.896
n-Propanol	2.478	212.767

Adrian, William - (16-Jan-2019)

Case: [redacted] User: wadrian 1/16/2019

Scottsdale Police Department Crime Lab Volatiles Analysis

Sample:	[redacted]	Item number:	1247862
Injection date:	1/15/2019 4:58:19 PM	Vial:	44
Method:	ethanol quant.M	Sequence:	15Jan19
Instrument:	US14173023 CN14160045	Analyst:	Adrian
Data file:	C:\Chem32\1\Data\15Jan19\44.D		

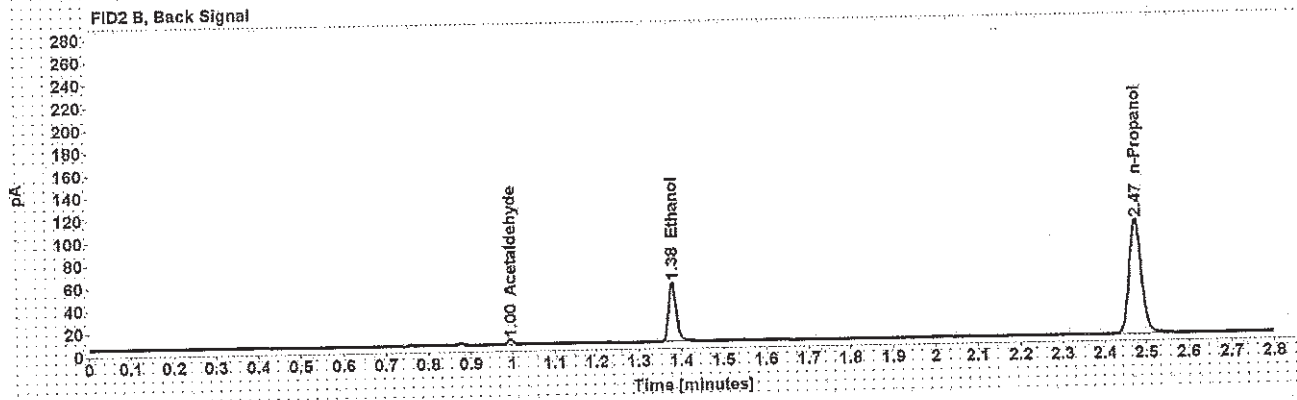
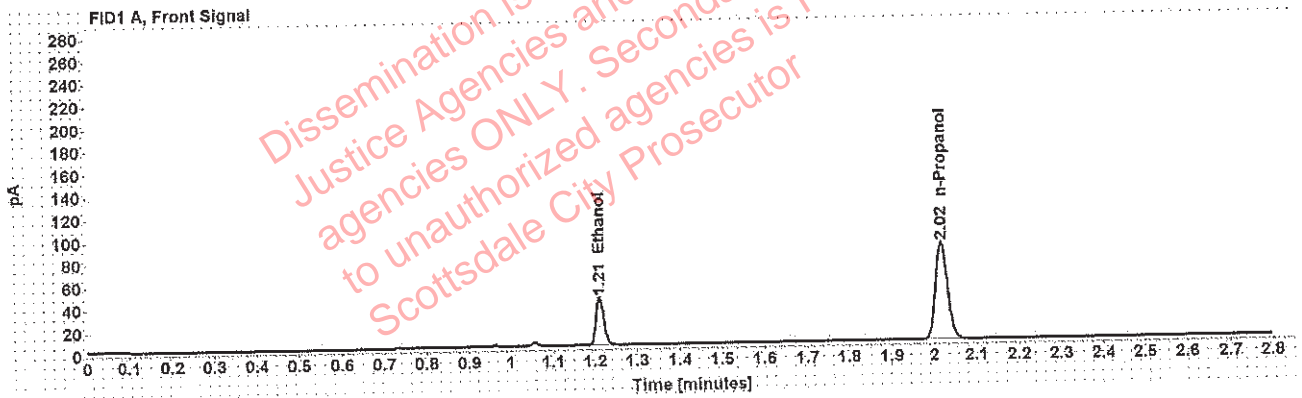


Table 1: FID 1 A (column DB-ALC1)

Compound	Amount (g/100mL)	Time (min)	Peak Area
>Ethanol	0.0822	1.211	54.543
n-Propanol	-----	2.017	171.698

Table 2: FID 2 B (column DB-ALC2)

Compound	Time (min)	Peak Area
Acetaldehyde	0.995	4.157
Ethanol	1.379	66.784
n-Propanol	2.474	208.931

Adrian, William - (16-Jan-2019)

Case: [REDACTED] User: wadrian 1/16/2019

Scottsdale Police Department Crime Lab Volatiles Analysis

Sample:	[REDACTED]	Item number:	1248881
Injection date:	1/15/2019 5:02:20 PM	Vial:	45
Method:	ethanol quant.M	Sequence:	15Jan19
Instrument:	US14173023 CN14160045	Analyst:	Adrian
Data file:	C:\Chem32\1\Data\15Jan19\45.D		

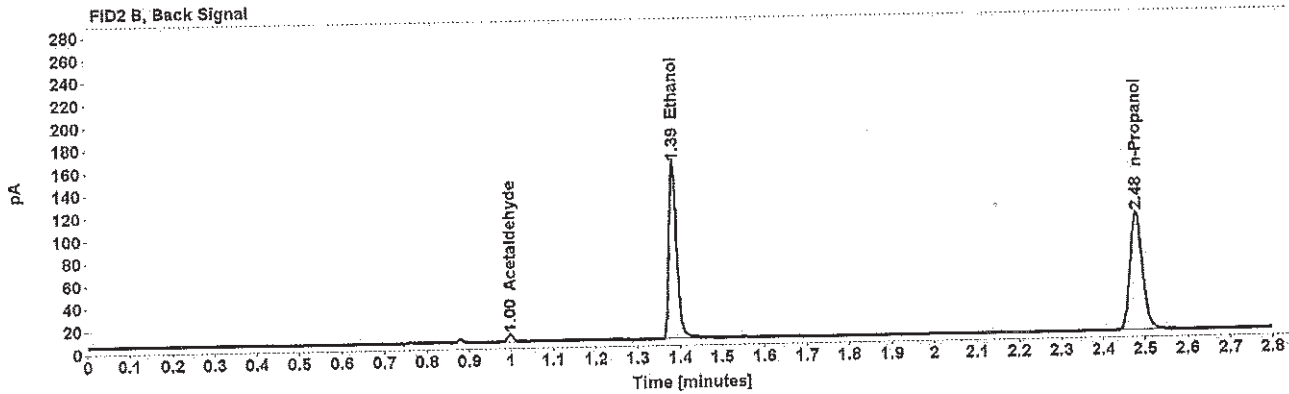
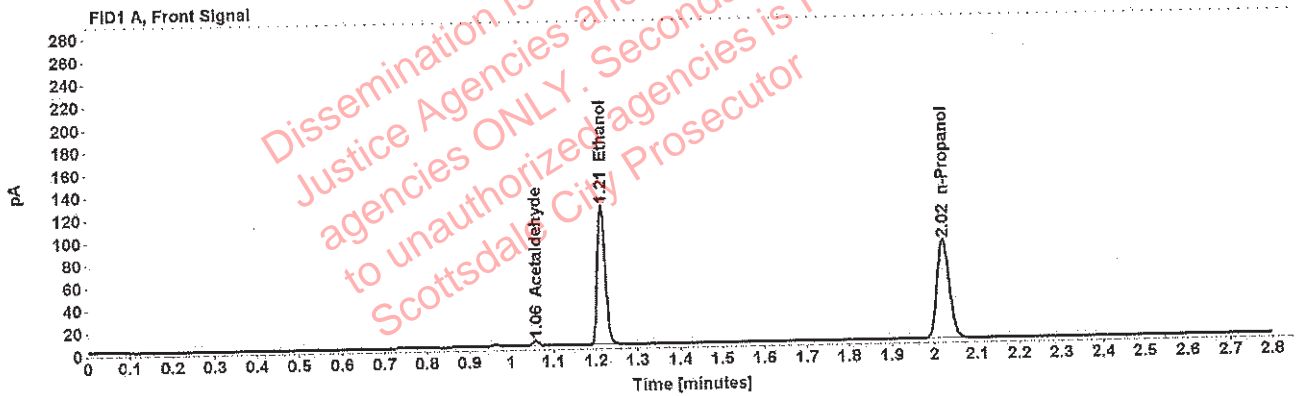


Table 1: FID 1 A (column DB-ALC1)

Compound	Amount (g/100mL)	Time (min)	Peak Area
Acetaldehyde	-----	1.058	4.532
>Ethanol	0.2358	1.214	161.427
n-Propanol	-----	2.021	176.279

Table 2: FID 2 B (column DB-ALC2)

Compound	Time (min)	Peak Area
Acetaldehyde	0.998	5.989
Ethanol	1.385	199.268
n-Propanol	2.480	214.944

Scottsdale Police Department Crime Lab Volatiles Analysis

Sample:	[REDACTED]	Item number:	1248881
Injection date:	1/15/2019 5:06:19 PM	Vial:	46
Method:	ethanol quant.M	Sequence:	15Jan19
Instrument:	US14173023 CN14160045	Analyst:	Adrian
Data file:	C:\Chem32\1\Data\15Jan19\46.D		

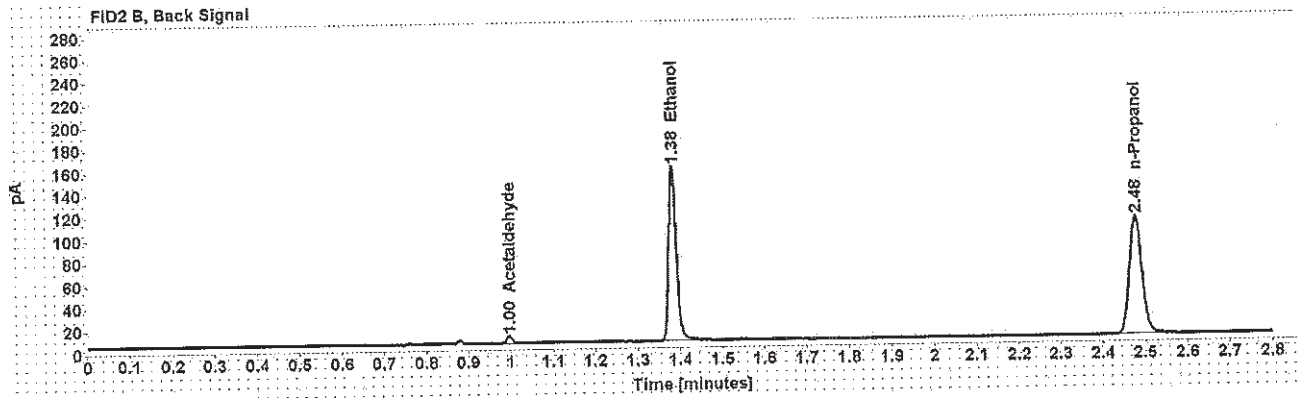
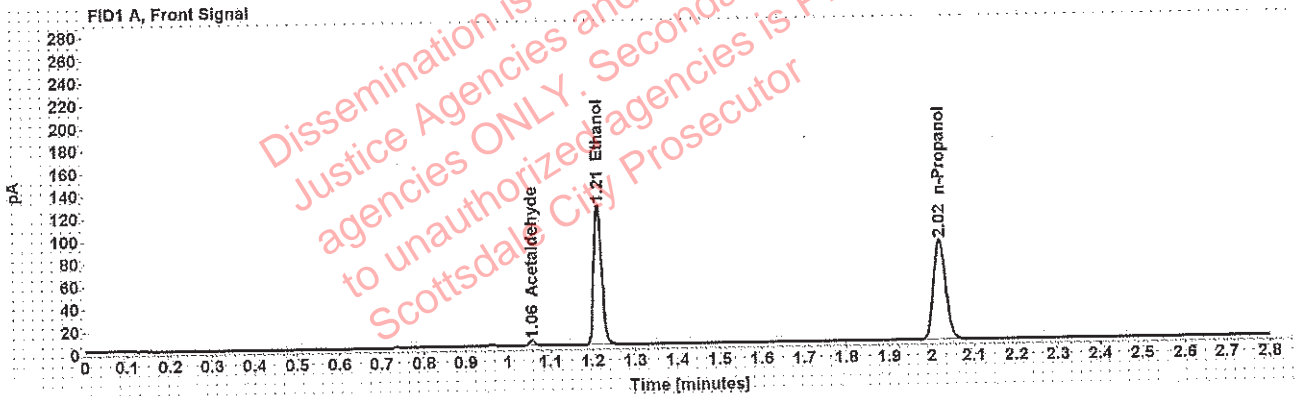


Table 1: FID 1 A (column DB-ALC1)

Compound	Amount (g/100mL)	Time (min)	Peak Area
Acetaldehyde	-----	1.057	4.580
>Ethanol	0.2337	1.213	160.444
n-Propanol	-----	2.019	176.744

Table 2: FID 2 B (column DB-ALC2)

Compound	Time (min)	Peak Area
Acetaldehyde	0.997	6.037
Ethanol	1.382	198.248
n-Propanol	2.476	215.656

Adrian, William - (16-Jan-2019)

Case: [redacted] User: wadrian 1/16/2019

Scottsdale Police Department Crime Lab Volatiles Analysis

Sample:	[redacted]	Item number:	1250798
Injection date:	1/15/2019 5:10:20 PM	Vial:	47
Method:	ethanol quant.M	Sequence:	15Jan19
Instrument:	US14173023 CN14160045	Analyst:	Adrian
Data file:	C:\Chem32\1\Data\15Jan19\47.D		

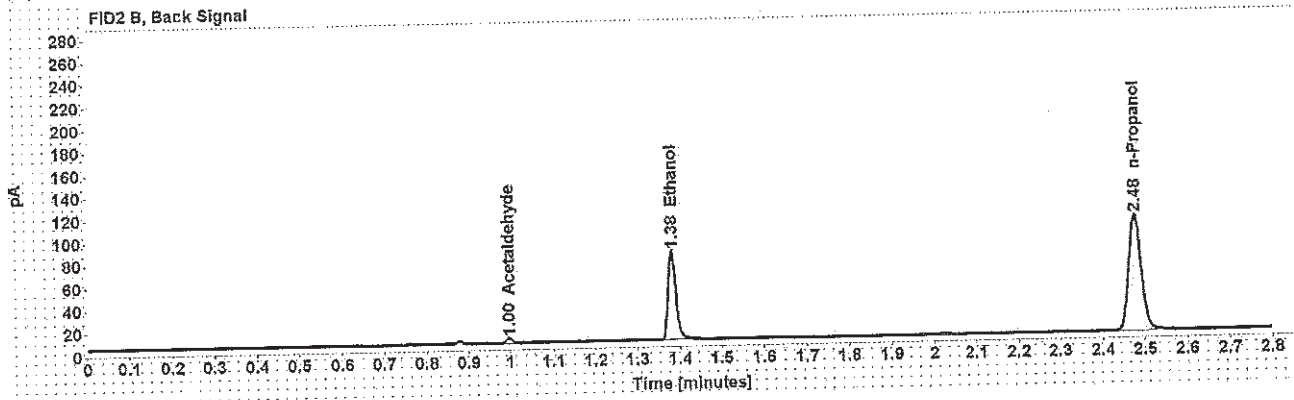
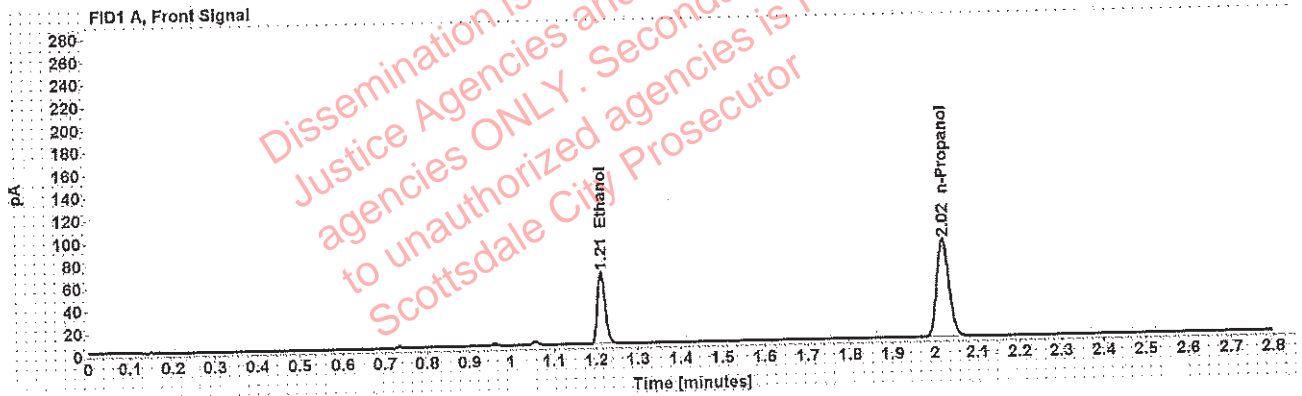


Table 1: FID 1 A (column DB-ALC1)

Compound	Amount (g/100mL)	Time (min)	Peak Area
>Ethanol	0.1223	1.213	82.404
n-Propanol	-----	2.019	173.884

Table 2: FID 2 B (column DB-ALC2)

Compound	Time (min)	Peak Area
Acetaldehyde	0.997	4.153
Ethanol	1.382	101.266
n-Propanol	2.477	211.365

Adrian, William - (16-Jan-2019)

Case: User: wadrian 1/16/2019

Scottsdale Police Department Crime Lab Volatiles Analysis

Sample:		Item number:	1250798
Injection date:	1/15/2019 5:14:20 PM	Vial:	48
Method:	ethanol quant.M	Sequence:	15Jan19
Instrument:	US14173023 CN14160045	Analyst:	Adrian
Data file:	C:\Chem32\1\Data\15Jan19\48.D		

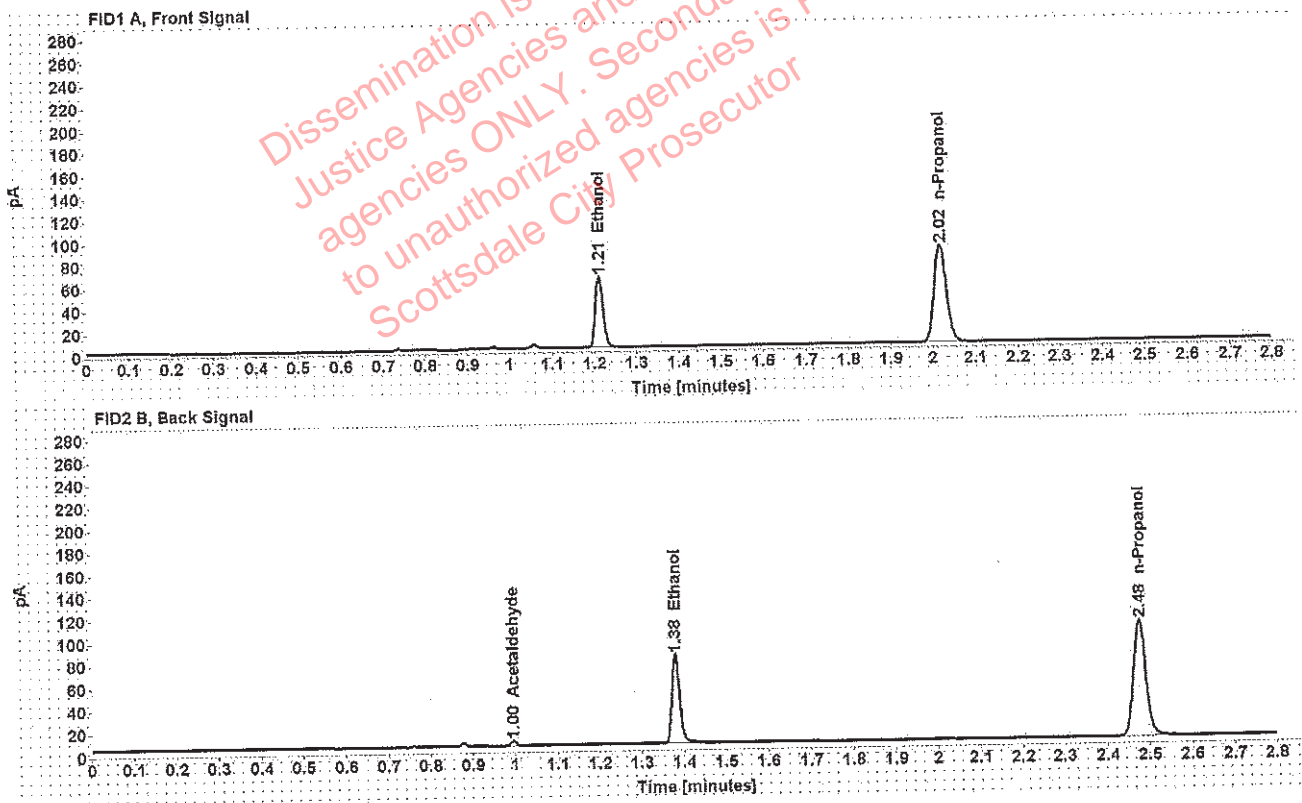


Table 1: FID 1 A (column DB-ALC1)

Compound	Amount (g/100mL)	Time (min)	Peak Area
>Ethanol	0.1215	1.211	81.275
n-Propanol	-----	2.017	172.687

Table 2: FID 2 B (column DB-ALC2)

Compound	Time (min)	Peak Area
Acetaldehyde	0.996	4.086
Ethanol	1.380	100.091
n-Propanol	2.475	210.120

Adrian, William - (16-Jan-2019)

Case: [REDACTED] User: wadrian 1/16/2019

Scottsdale Police Department Crime Lab Volatiles Analysis

Sample:	[REDACTED]	Item number:	1251388
Injection date:	1/15/2019 5:18:35 PM	Vial:	49
Method:	ethanol quant.M	Sequence:	15Jan19
Instrument:	US14173023 CN14160045	Analyst:	Adrian
Data file:	C:\Chem32\1\Data\15Jan19\49.D		

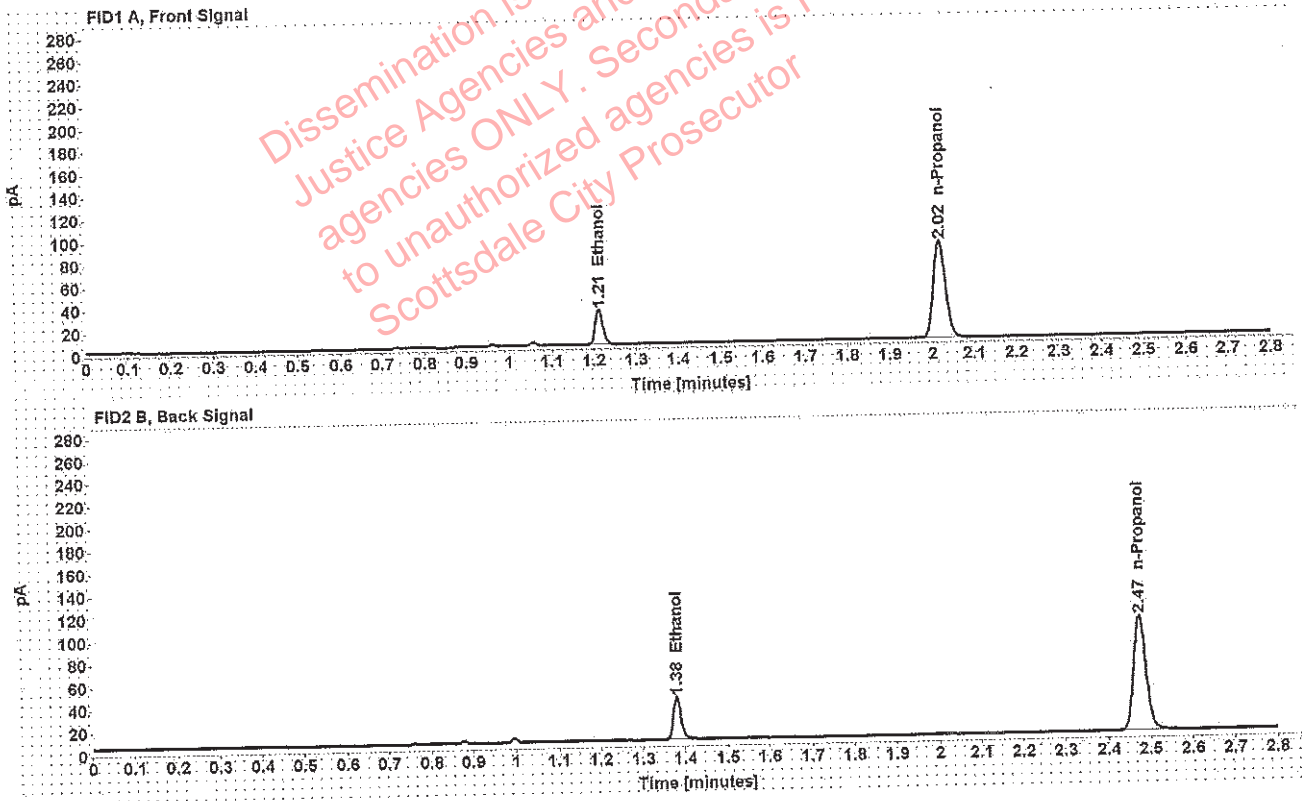


Table 1: FID 1 A (column DB-ALC1)

Compound	Amount (g/100mL)	Time (min)	Peak Area
>Ethanol	0.0598	1.212	39.561
n-Propanol	-----	2.017	171.532

Table 2: FID 2 B (column DB-ALC2)

Compound	Time (min)	Peak Area
Ethanol	1.380	48.215
n-Propanol	2.475	208.205

Adrian, William - (16-Jan-2019)

Case: [redacted] User: wadrian 1/16/2019

Scottsdale Police Department Crime Lab Volatiles Analysis

Sample:	[redacted]	Item number:	1251388
Injection date:	1/15/2019 5:22:34 PM	Vial:	50
Method:	ethanol quant.M	Sequence:	15Jan19
Instrument:	US14173023 CN14160045	Analyst:	Adrian
Data file:	C:\Chem32\1\Data\15Jan19\50.D		

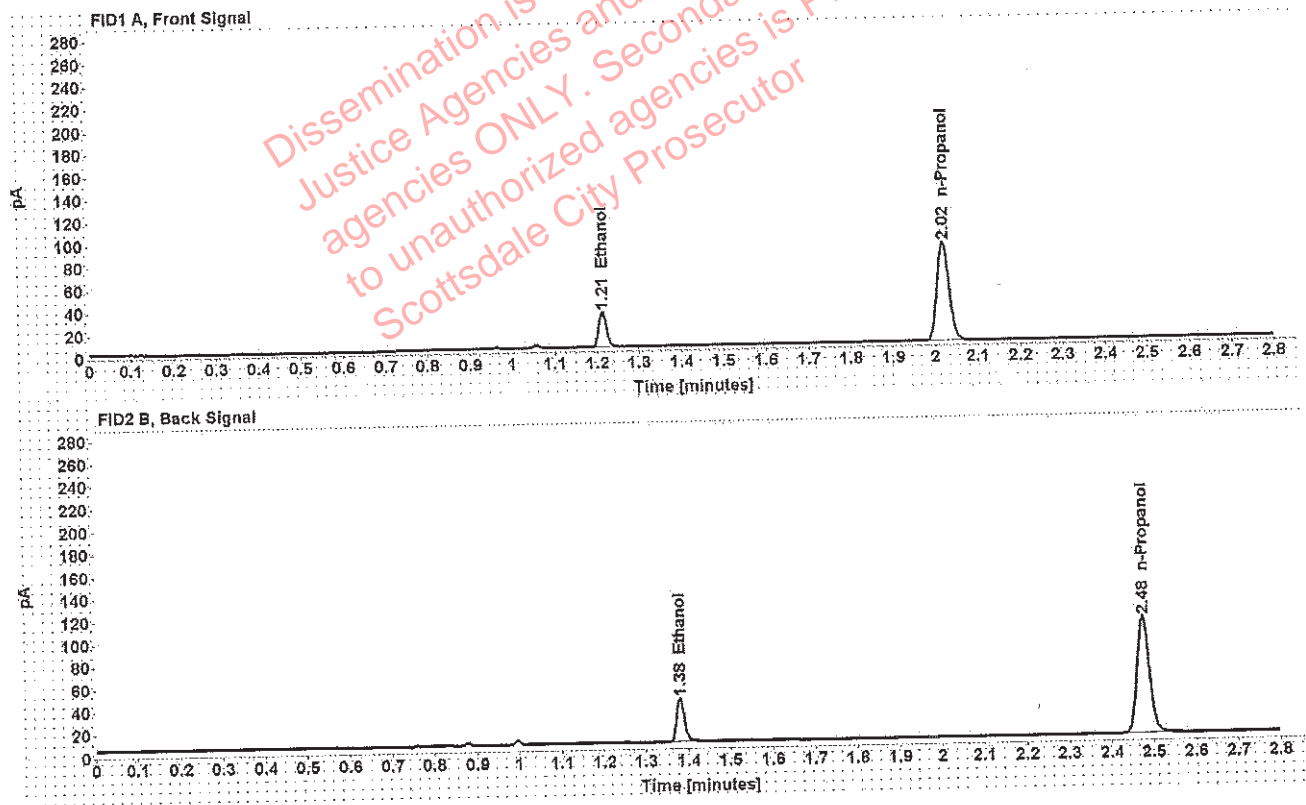


Table 1: FID 1 A (column DB-ALC1)

Compound	Amount (g/100mL)	Time (min)	Peak Area
>Ethanol	0.0599	1.212	40.412
n-Propanol	-----	2.018	175.004

Table 2: FID 2 B (column DB-ALC2)

Compound	Time (min)	Peak Area
Ethanol	1.380	49.319
n-Propanol	2.475	212.972

Adrian, William - (16-Jan-2019)

Case: [REDACTED] User: wadrian 1/16/2019

Scottsdale Police Department Crime Lab Volatiles Analysis

Sample:	[REDACTED]	Item number:	1251264
Injection date:	1/15/2019 5:26:35 PM	Vial:	51
Method:	ethanol quant.M	Sequence:	15Jan19
Instrument:	US14173023 CN14160045	Analyst:	Adrian
Data file:	C:\Chem32\1\Data\15Jan19\51.D		

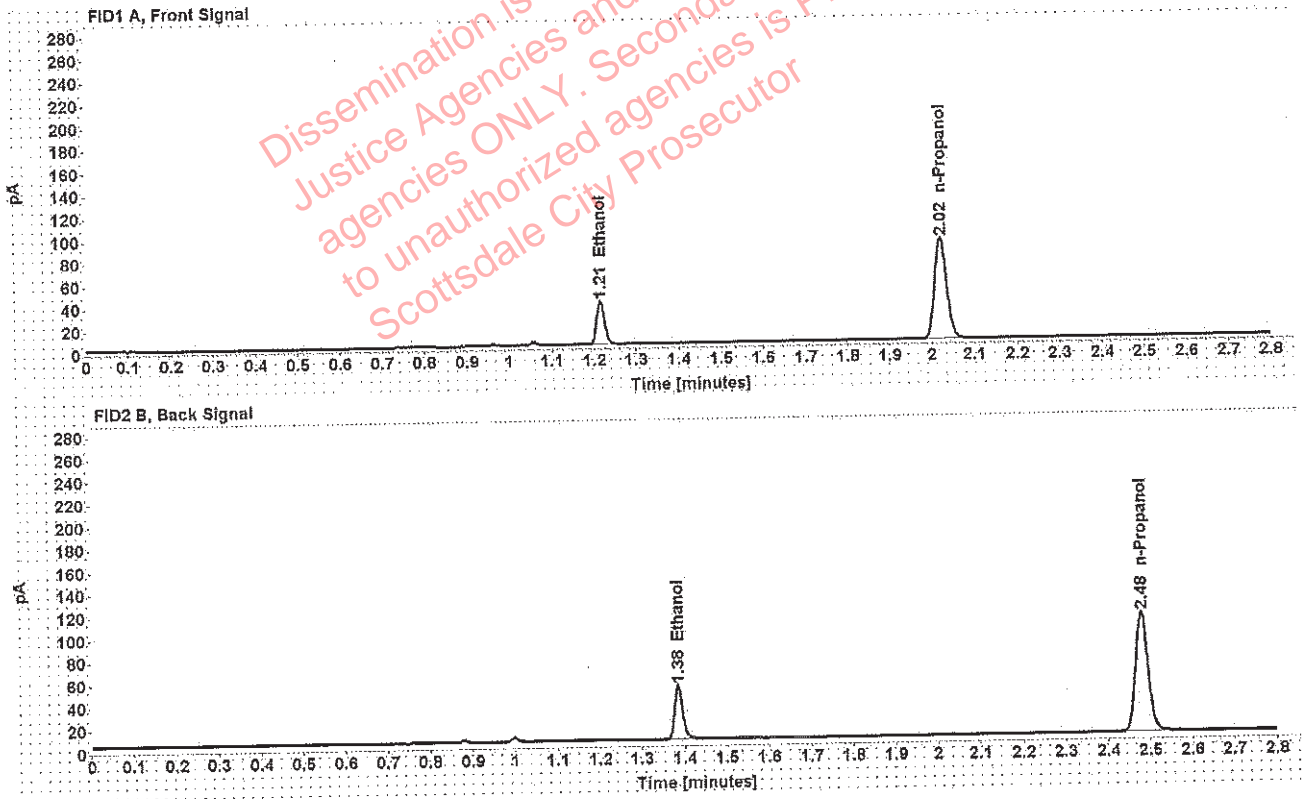


Table 1: FID 1 A (column DB-ALC1)

Compound	Amount (g/100mL)	Time (min)	Peak Area
>Ethanol	0.0722	1.215	49.971
n-Propanol	-----	2.021	179.329

Table 2: FID 2 B (column DB-ALC2)

Compound	Time (min)	Peak Area
Ethanol	1.385	61.085
n-Propanol	2.480	218.175

Adrian, William - (16-Jan-2019)

Case: [REDACTED] User: wadrian 1/16/2019

Scottsdale Police Department Crime Lab Volatiles Analysis

Sample:	[REDACTED]	Item number:	1251264
Injection date:	1/15/2019 5:30:35 PM	Vial:	52
Method:	ethanol quant.M	Sequence:	15Jan19
Instrument:	US14173023 CN14160045	Analyst:	Adrian
Data file:	C:\Chem32\1\Data\15Jan19\52.D		

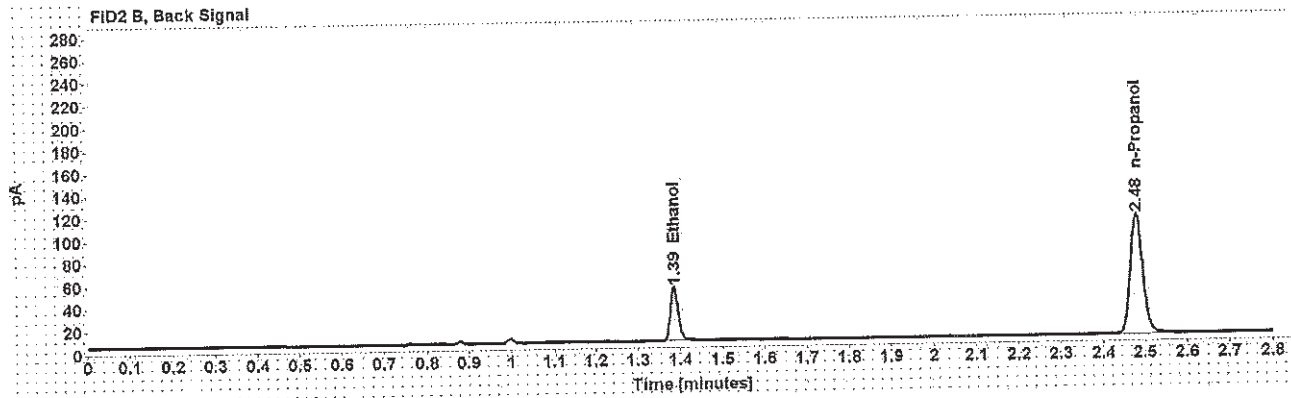
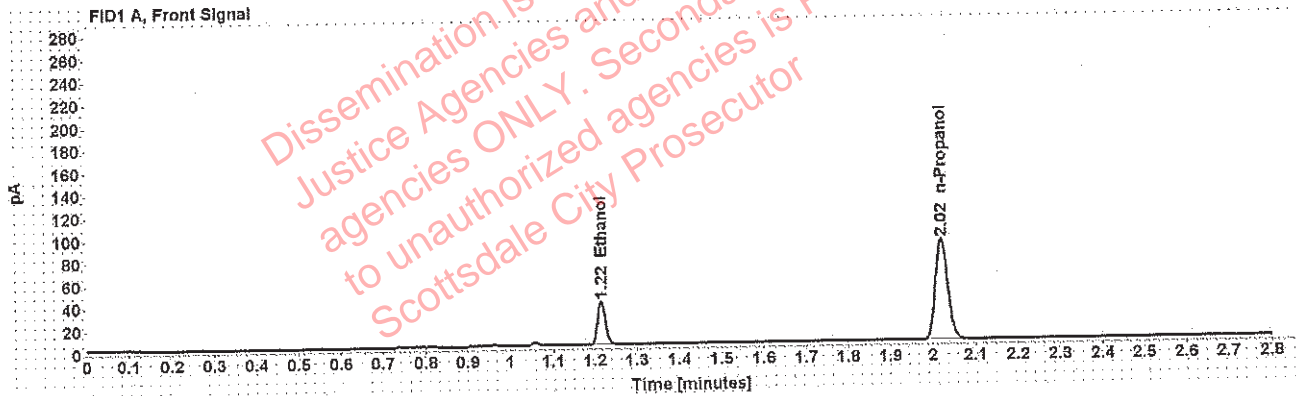


Table 1: FID 1 A (column DB-ALC1)

Compound	Amount (g/100mL)	Time (min)	Peak Area
>Ethanol	0.0722	1.215	49.906
n-Propanol	-----	2.021	178.947

Table 2: FID 2 B (column DB-ALC2)

Compound	Time (min)	Peak Area
Ethanol	1.385	61.045
n-Propanol	2.480	218.028

Adrian, William - (16-Jan-2019)

Case:

User: wadrian 1/16/2019

Scottsdale Police Department Crime Lab Volatiles Analysis

Sample:		Item number:	1251491
Injection date:	1/15/2019 5:38:34 PM	Vial:	54
Method:	ethanol quant.M	Sequence:	15Jan19
Instrument:	US14173023 CN14160045	Analyst:	Adrian
Data file:	C:\Chem32\1\Data\15Jan19\54.D		

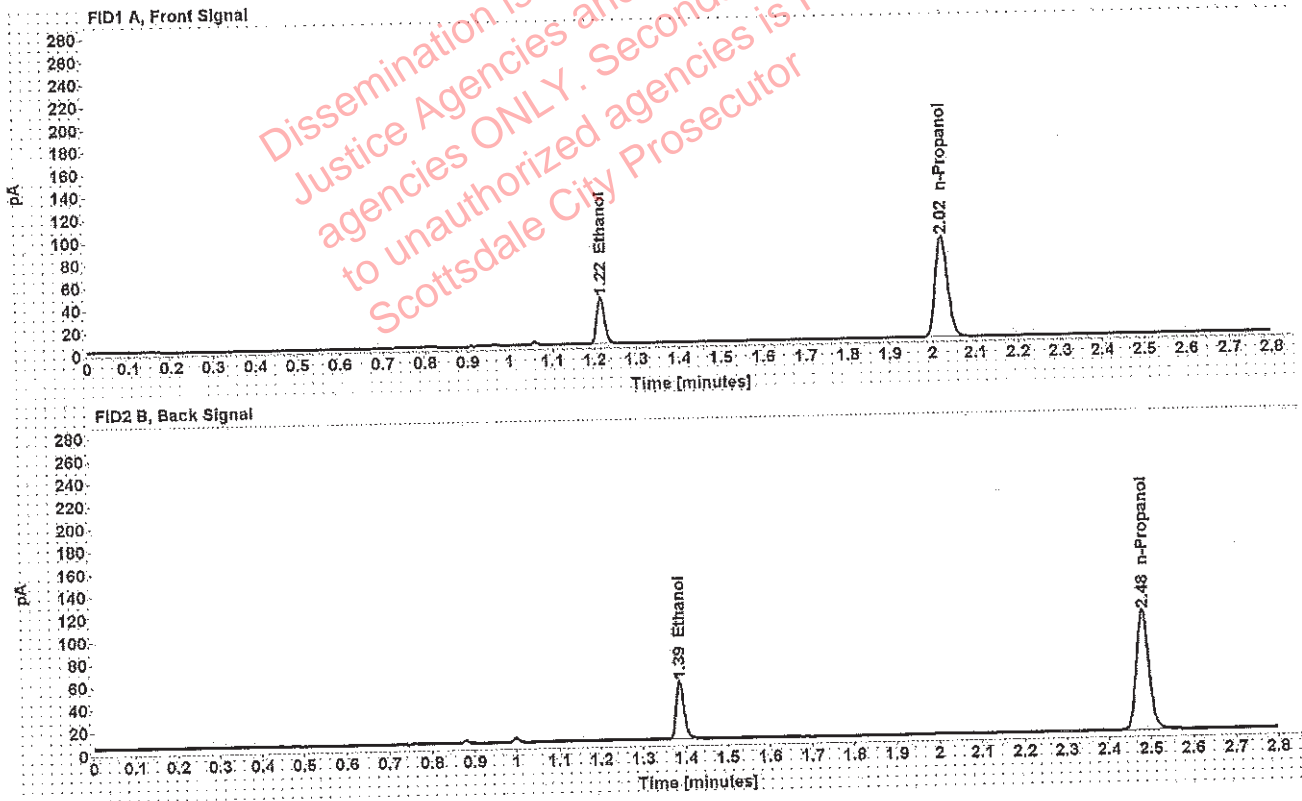


Table 1: FID 1 A (column DB-ALC1)

Compound	Amount (g/100mL)	Time (min)	Peak Area
>Ethanol	0.0776	1.215	53.640
n-Propanol	-----	2.021	178.803

Table 2: FID 2 B (column DB-ALC2)

Compound	Time (min)	Peak Area
Ethanol	1.386	65.603
n-Propanol	2.481	217.934

Adrian, William - (16-Jan-2019)

Case: [REDACTED] User: wadrian 1/16/2019

Scottsdale Police Department Crime Lab Volatiles Analysis

Sample:	[REDACTED]	Item number:	1251491
Injection date:	1/15/2019 5:42:50 PM	Vial:	55
Method:	ethanol quant.M	Sequence:	15Jan19
Instrument:	US14173023 CN14160045	Analyst:	Adrian
Data file:	C:\Chem32\1\Data\15Jan19\55.D		

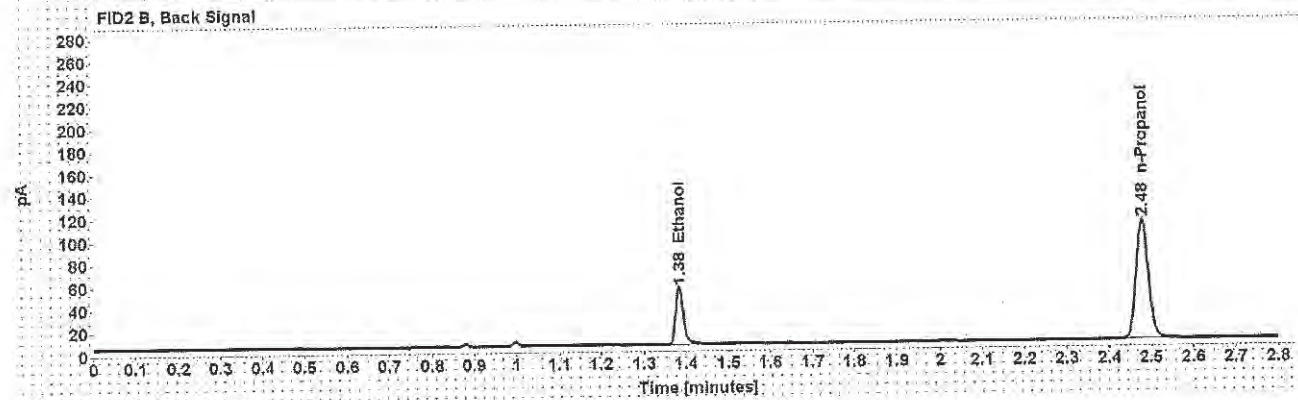
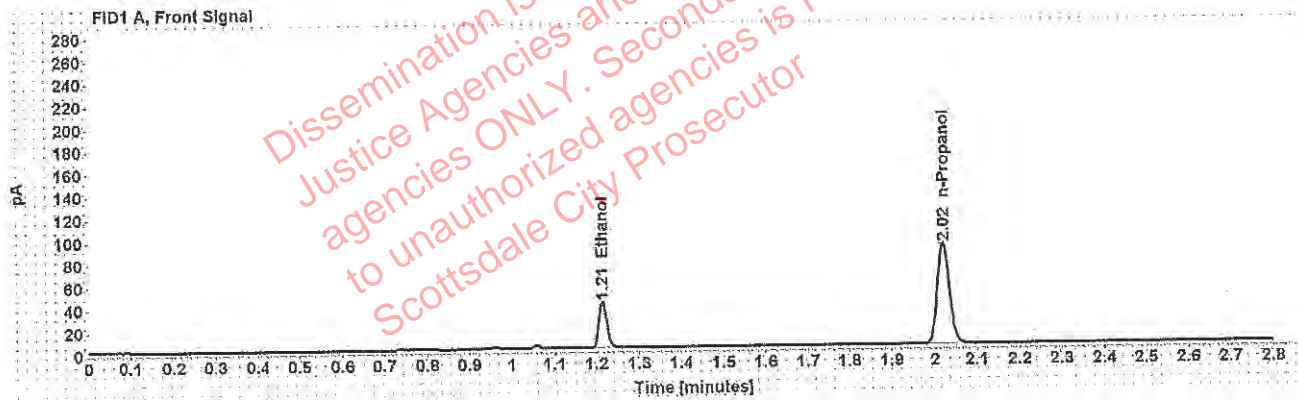


Table 1: FID 1 A (column DB-ALC1)

Compound	Amount (g/100mL)	Time (min)	Peak Area
>Ethanol	0.0772	1.214	53.152
n-Propanol	-----	2.020	178.160

Table 2: FID 2 B (column DB-ALC2)

Compound	Time (min)	Peak Area
Ethanol	1.384	64.922
n-Propanol	2.479	216.573

Adrian, William - (16-Jan-2019)

Case: [REDACTED] User: wadrian 1/16/2019

Scottsdale Police Department Crime Lab Volatiles Analysis

Sample:	[REDACTED]	Item number:	1244066
Injection date:	1/15/2019 5:46:50 PM	Vial:	56
Method:	ethanol quant.M	Sequence:	15Jan19
Instrument:	US14173023 CN14160045	Analyst:	Adrian
Data file:	C:\Chem32\1\Data\15Jan19\56.D		

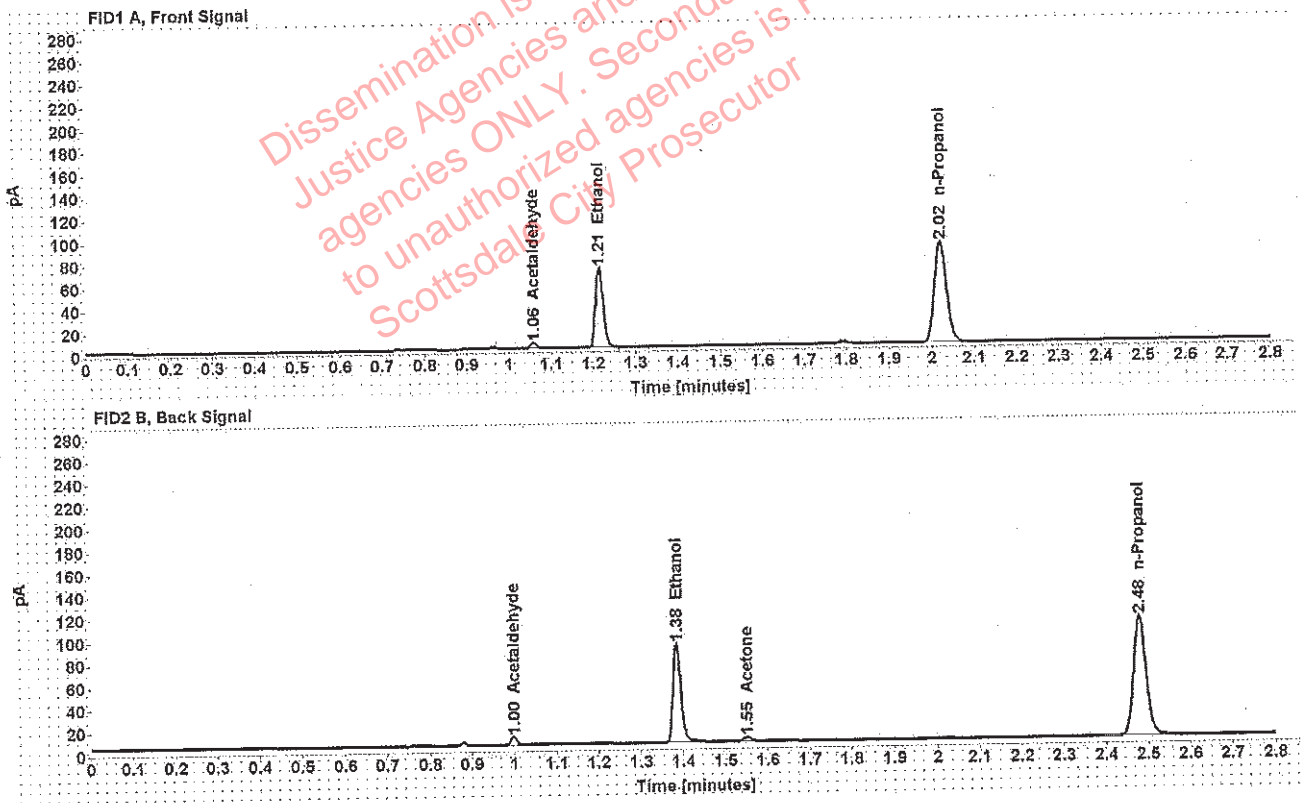


Table 1: FID 1 A (column DB-ALC1)

Compound	Amount (g/100mL)	Time (min)	Peak Area
Acetaldehyde	-----	1.058	5.055
>Ethanol	0.1327	1.214	91.947
n-Propanol	-----	2.021	178.769

Table 2: FID 2 B (column DB-ALC2)

Compound	Time (min)	Peak Area
Acetaldehyde	0.998	6.644
Ethanol	1.385	112.842
Acetone	1.551	4.257
n-Propanol	2.480	217.852

Adrian, William - (16-Jan-2019)

Case [redacted] User: wadrian 1/16/2019

Scottsdale Police Department Crime Lab Volatiles Analysis

Sample:	[redacted]	Item number:	1244066
Injection date:	1/15/2019 5:50:50 PM	Vial:	57
Method:	ethanol quant.M	Sequence:	15Jan19
Instrument:	US14173023 CN14160045	Analyst:	Adrian
Data file:	C:\Chem32\1\Data\15Jan19\57.D		

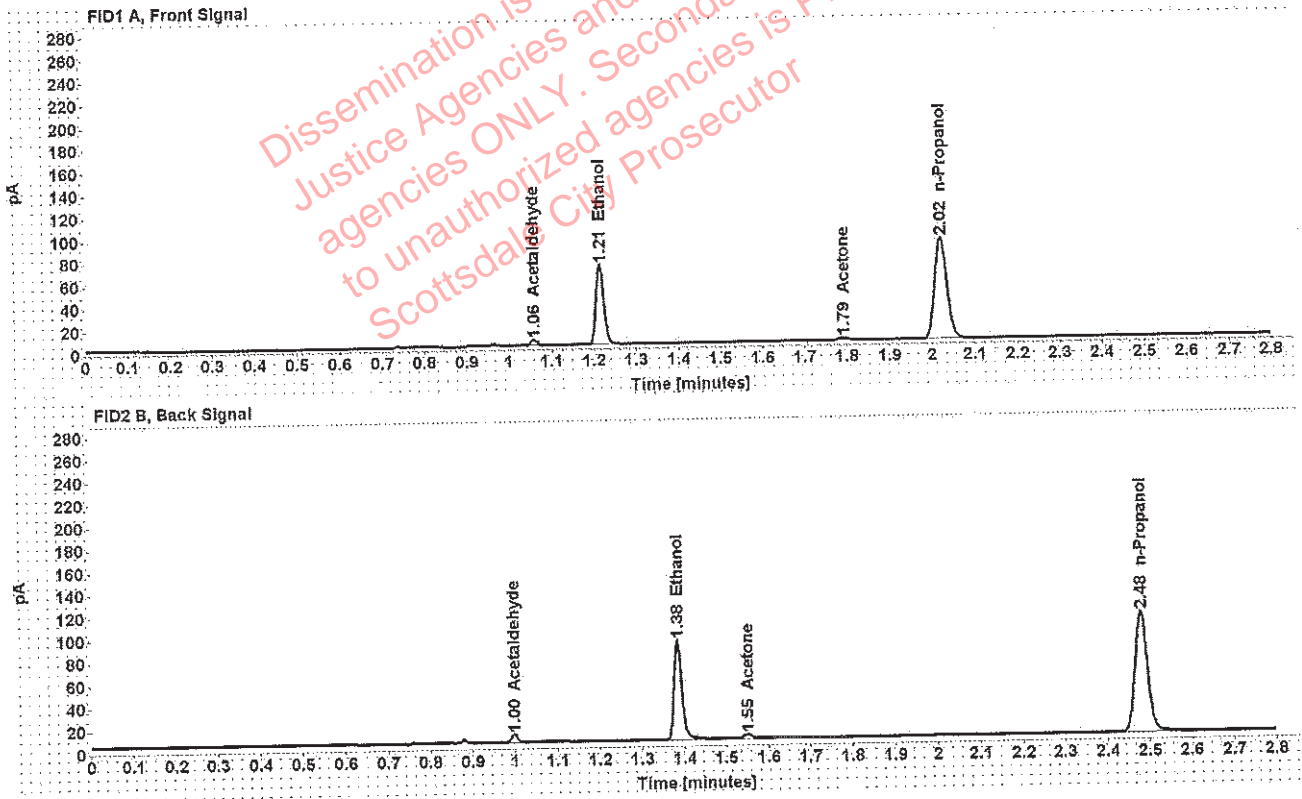


Table 1: FID 1 A (column DB-ALC1)

Compound	Amount (g/100mL)	Time (min)	Peak Area
Acetaldehyde	-----	1.058	5.060
>Ethanol	0.1322	1.214	92.124
Acetone	-----	1.791	3.754
n-Propanol	-----	2.020	179.761

Table 2: FID 2 B (column DB-ALC2)

Compound	Time (min)	Peak Area
Acetaldehyde	0.998	6.602
Ethanol	1.384	115.078
Acetone	1.550	4.998
n-Propanol	2.479	219.253

Adrian, William - (16-Jan-2019)

Case: [REDACTED] User: wadrian 1/16/2019

Scottsdale Police Department Crime Lab Volatiles Analysis

Sample:	[REDACTED]	Item number:	1248899
Injection date:	1/15/2019 5:54:49 PM	Vial:	58
Method:	ethanol quant.M	Sequence:	15Jan19
Instrument:	US14173023 CN14160045	Analyst:	Adrian
Data file:	C:\Chem32\1\Data\15Jan19\58.D		

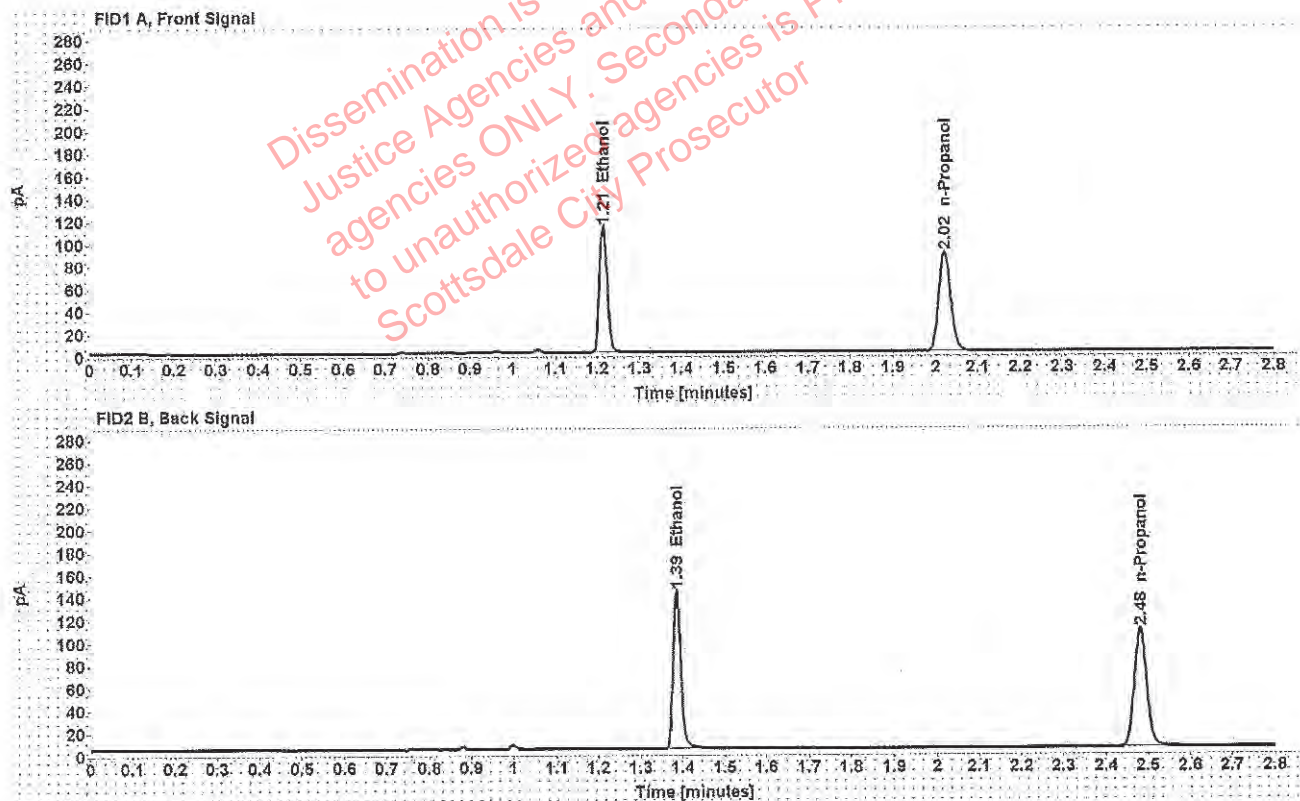


Table 1: FID 1 A (column DB-ALC1)

Compound	Amount (g/100mL)	Time (min)	Peak Area
>Ethanol	0.2121	1.215	145.945
n-Propanol	---	2.021	177.180

Table 2: FID 2 B (column DB-ALC2)

Compound	Time (min)	Peak Area
Ethanol	1.386	180.195
n-Propanol	2.481	216.169

Case: [REDACTED] : Adrian, William - (16-Jan-2019)

User: wadrian 1/16/2019

Scottsdale Police Department Crime Lab Volatiles Analysis

Sample:	[REDACTED]	Item number:	1248899
Injection date:	1/15/2019 5:58:50 PM	Vial:	59
Method:	ethanol quant.M	Sequence:	15Jan19
Instrument:	US14173023 CN14160045	Analyst:	Adrian
Data file:	C:\Chem32\1\Data\15Jan19\59.D		

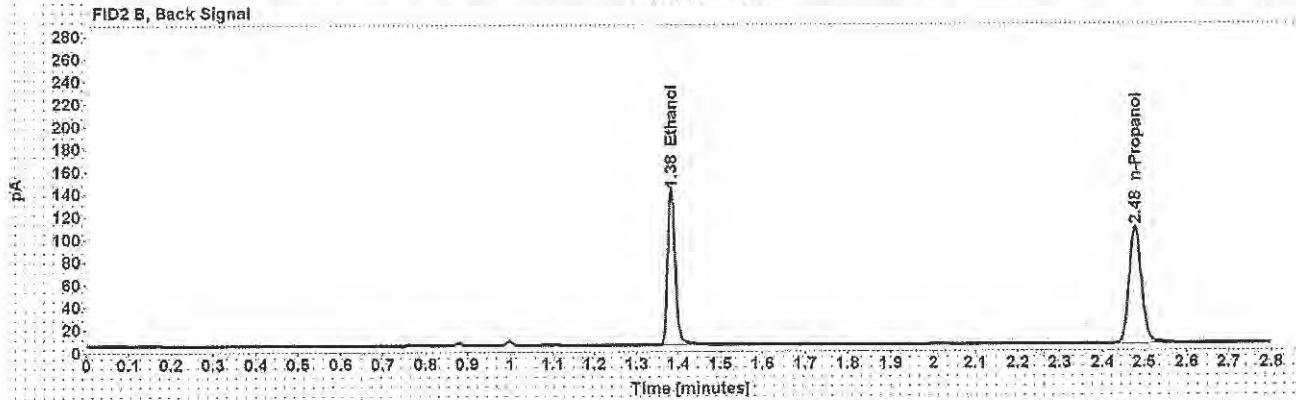
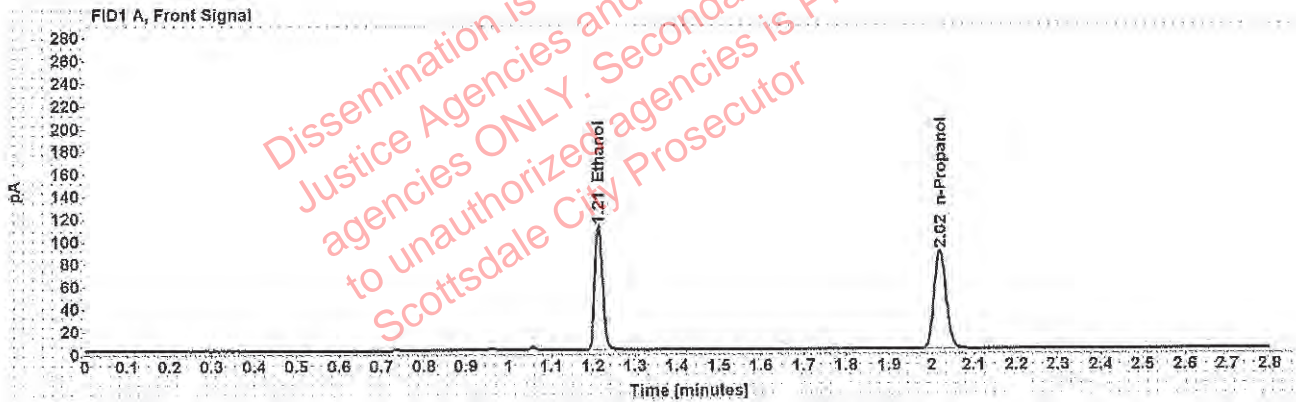


Table 1: FID 1 A (column DB-ALC1)

Compound	Amount (g/100mL)	Time (min)	Peak Area
>Ethanol	0.2096	1.213	142.212
n-Propanol	-----	2.020	174.792

Table 2: FID 2 B (column DB-ALC2)

Compound	Time (min)	Peak Area
Ethanol	1.383	175.694
n-Propanol	2.478	213.036

Adrian, William - (16-Jan-2019)

Case: [REDACTED] User: wadrian 1/16/2019

Scottsdale Police Department Crime Lab Volatiles Analysis

Sample:	[REDACTED]	Item number:	1250243
Injection date:	1/15/2019 6:02:49 PM	Vial:	60
Method:	ethanol quant.M	Sequence:	15Jan19
Instrument:	US14173023 CN14160045	Analyst:	Adrian
Data file:	C:\Chem32\1\Data\15Jan19\60.D		

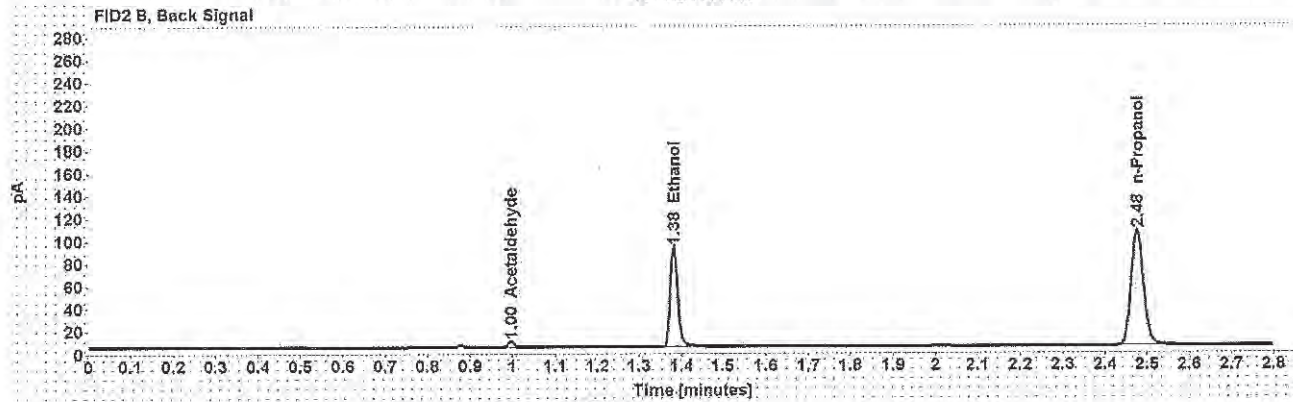
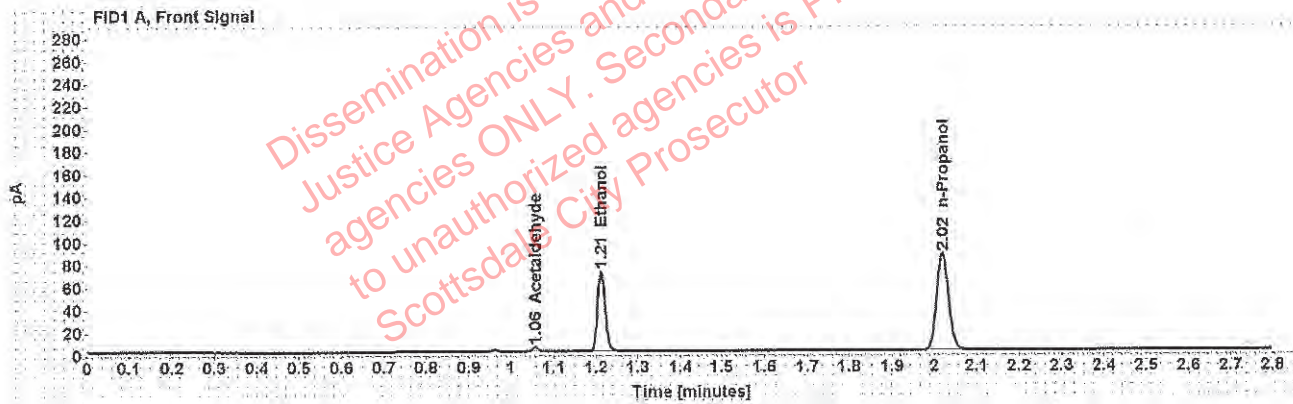


Table 1: FID 1 A (column DB-ALC1)

Compound	Amount (g/100mL)	Time (min)	Peak Area
Acetaldehyde	-----	1.057	4.018
>Ethanol	0.1379	1.212	92.316
n-Propanol	-----	2.019	172.680

Table 2: FID 2 B (column DB-ALC2)

Compound	Time (min)	Peak Area
Acetaldehyde	0.996	5.229
Ethanol	1.381	113.549
n-Propanol	2.477	210.194

Scottsdale Police Department Crime Lab Volatiles Analysis

Sample:	[REDACTED]	Item number:	1250243
Injection date:	1/15/2019 6:07:04 PM	Vial:	61
Method:	ethanol quant.M	Sequence:	15Jan19
Instrument:	US14173023 CN14160045	Analyst:	Adrian
Data file:	C:\Chem32\1\Data\15Jan19\61.D		

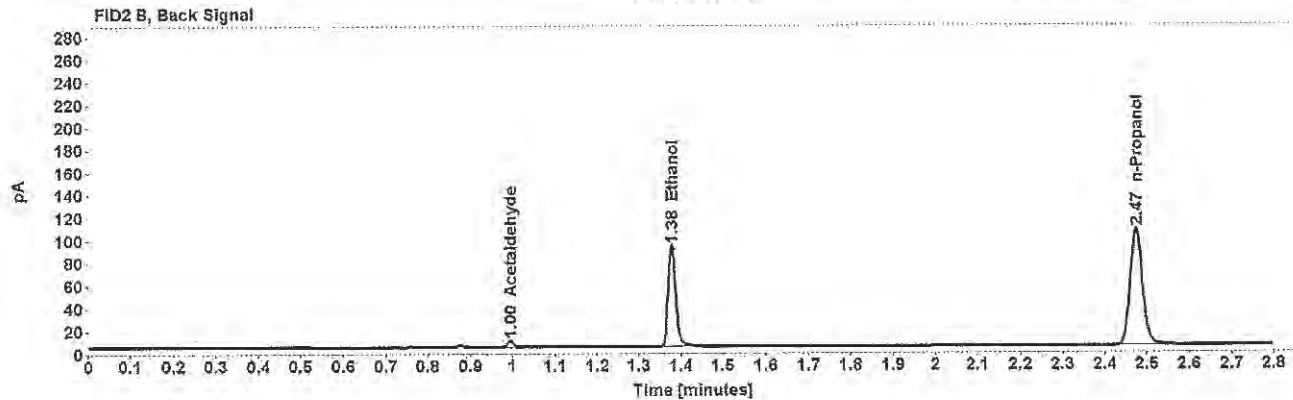
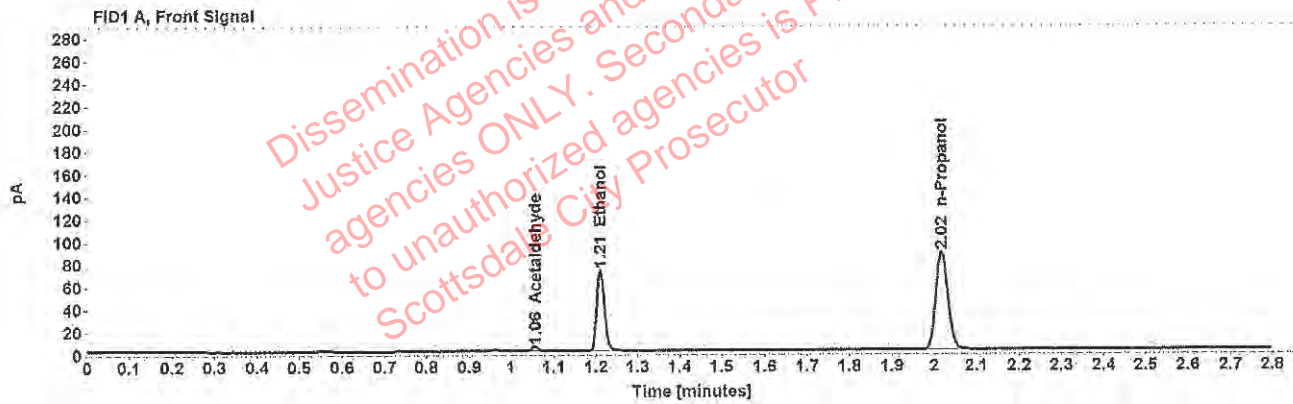


Table 1: FID 1 A (column DB-ALC1)

Compound	Amount (g/100mL)	Time (min)	Peak Area
Acetaldehyde	-----	1.056	4.029
>Ethanol	0.1369	1.211	92.118
n-Propanol	-----	2.017	173.532

Table 2: FID 2 B (column DB-ALC2)

Compound	Time (min)	Peak Area
Acetaldehyde	0.995	5.268
Ethanol	1.378	112.975
n-Propanol	2.474	210.985

Case: [REDACTED] : Adrian, William - (16-Jan-2019)

User: wadrian 1/16/2019

Scottsdale Police Department Crime Lab Volatiles Analysis

Sample:	[REDACTED]	Item number:	1250324
Injection date:	1/15/2019 6:11:05 PM	Vial:	62
Method:	ethanol quant.M	Sequence:	15Jan19
Instrument:	US14173023 CN14160045	Analyst:	Adrian
Data file:	C:\Chem32\1\Data\15Jan19\62.D		

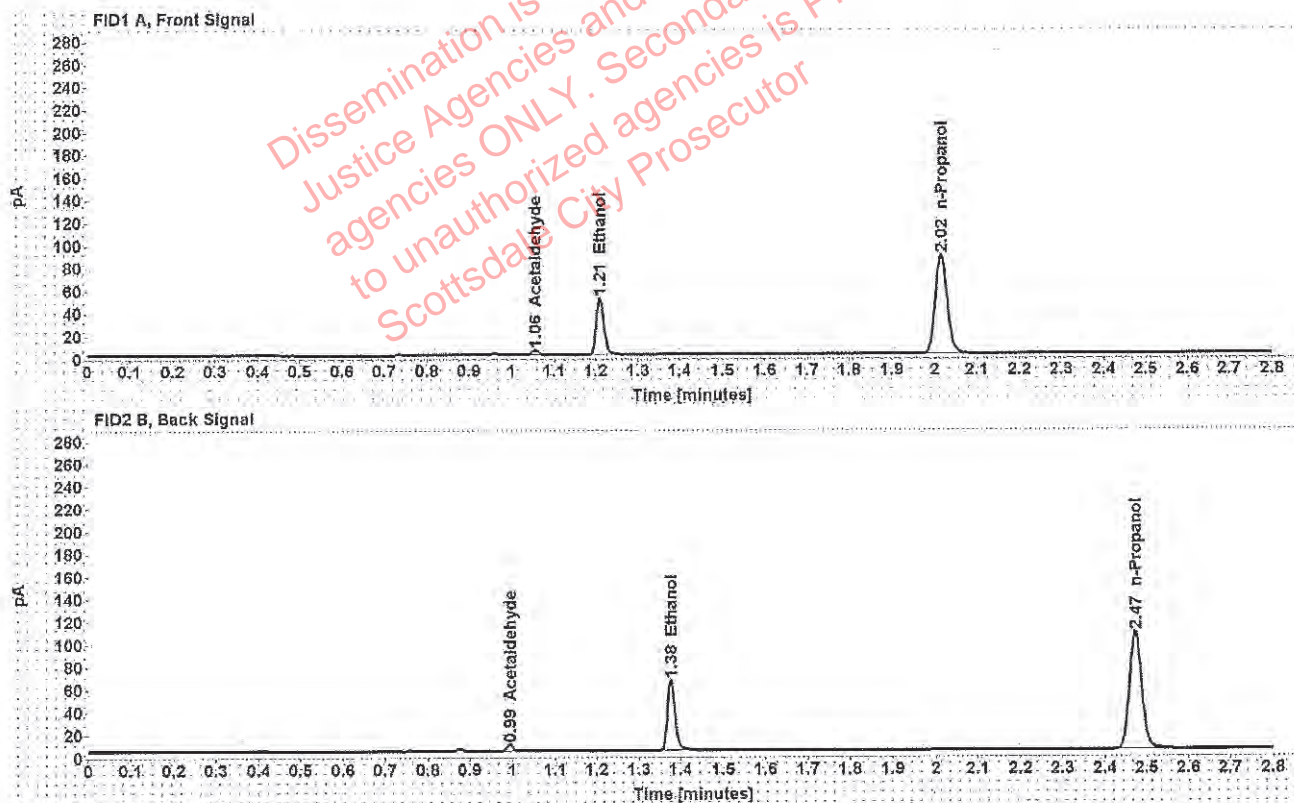


Table 1: FID 1 A (column DB-ALC1)

Compound	Amount (g/100mL)	Time (min)	Peak Area
Acetaldehyde	-----	1.055	4.367
>Ethanol	0.0949	1.210	64.136
n-Propanol	-----	2.016	174.734

Table 2: FID 2 B (column DB-ALC2)

Compound	Time (min)	Peak Area
Acetaldehyde	0.994	5.755
Ethanol	1.377	78.485
n-Propanol	2.472	212.890

: Adrian, William - (16-Jan-2019)

Case: User: wadrian 1/16/2019

Scottsdale Police Department Crime Lab Volatiles Analysis

Sample:		Item number:	1250324
Injection date:	1/15/2019 6:15:05 PM	Vial:	63
Method:	ethanol quant.M	Sequence:	15Jan19
Instrument:	US14173023 CN14160045	Analyst:	Adrian
Data file:	C:\Chem32\1\Data\15Jan19\63.D		

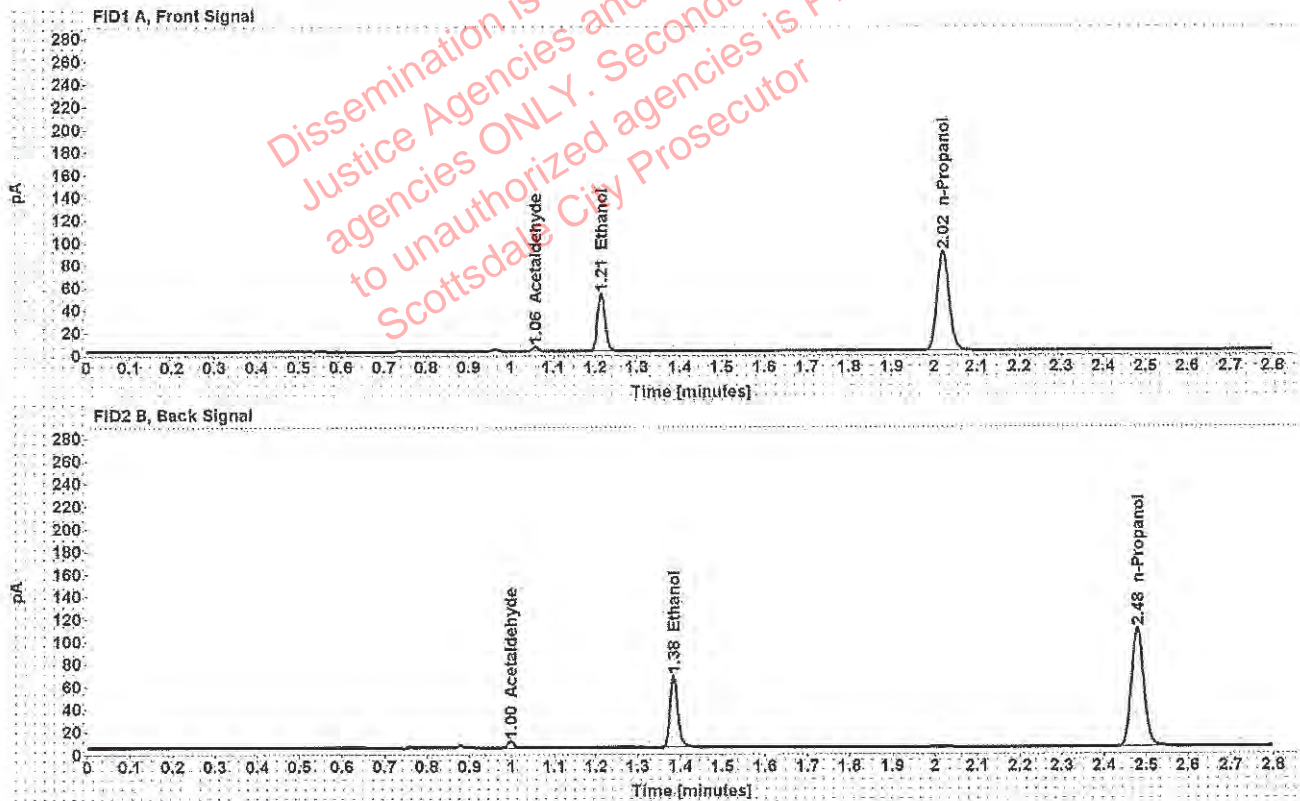


Table 1: FID 1 A (column DB-ALC1)

Compound	Amount (g/100mL)	Time (min)	Peak Area
Acetaldehyde	-----	1.058	4.328
>Ethanol	0.0973	1.214	66.736
n-Propanol	-----	2.020	177.192

Table 2: FID 2 B (column DB-ALC2)

Compound	Time (min)	Peak Area
Acetaldehyde	0.998	5.684
Ethanol	1.384	81.561
n-Propanol	2.479	216.101

Adrian, William - (16-Jan-2019)

Case: [REDACTED] User: wadrian 1/16/2019

Scottsdale Police Department Crime Lab Volatiles Analysis

Sample:	[REDACTED]	Item number:	1249183
Injection date:	1/15/2019 6:23:04 PM	Vial:	65
Method:	ethanol quant.M	Sequence:	15Jan19
Instrument:	US14173023 CN14160045	Analyst:	Adrian
Data file:	C:\Chem321\1\Data\15Jan19\65.D		

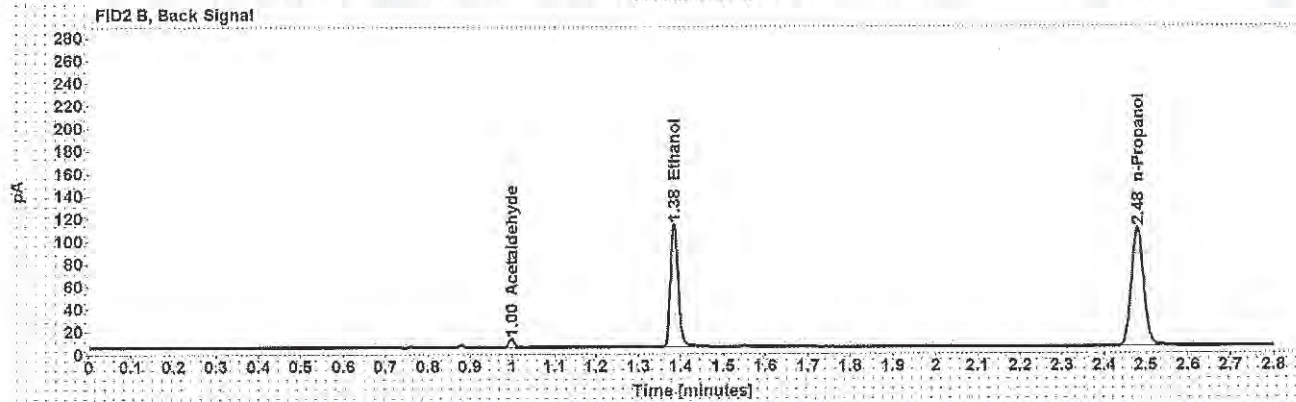
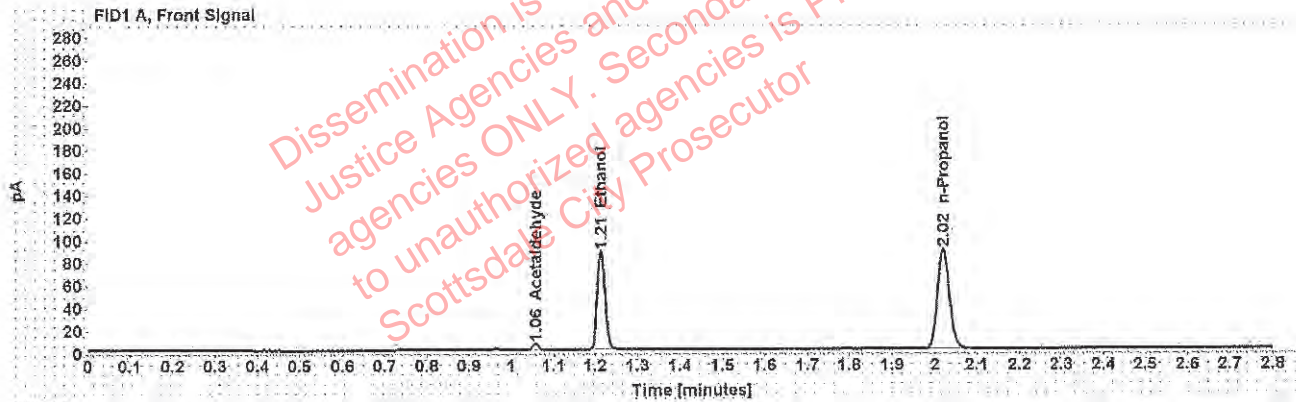


Table 1: FID 1 A (column DB-ALC1)

Compound	Amount (g/100mL)	Time (min)	Peak Area
Acetaldehyde	-----	1.058	5.438
>Ethanol	0.1652	1.214	113.354
n-Propanol	-----	2.020	176.863

Table 2: FID 2 B (column DB-ALC2)

Compound	Time (min)	Peak Area
Acetaldehyde	0.998	7.056
Ethanol	1.384	140.188
n-Propanol	2.479	216.028

██████████: Adrian, William - (16-Jan-2019)

Case: ██████████ User: wadrian 1/16/2019

Scottsdale Police Department Crime Lab Volatiles Analysis

Sample:	██████████	Item number:	1249183
Injection date:	1/15/2019 6:27:05 PM	Vial:	66
Method:	ethanol quant.M	Sequence:	15Jan19
Instrument:	US14173023 CN14160045	Analyst:	Adrian
Data file:	C:\Chem32\1\Data\15Jan19\66.D		

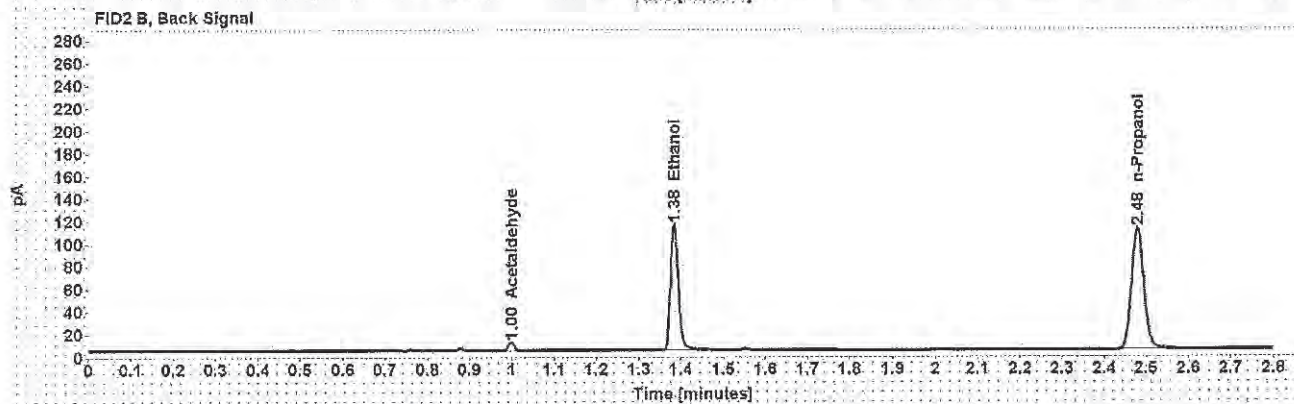
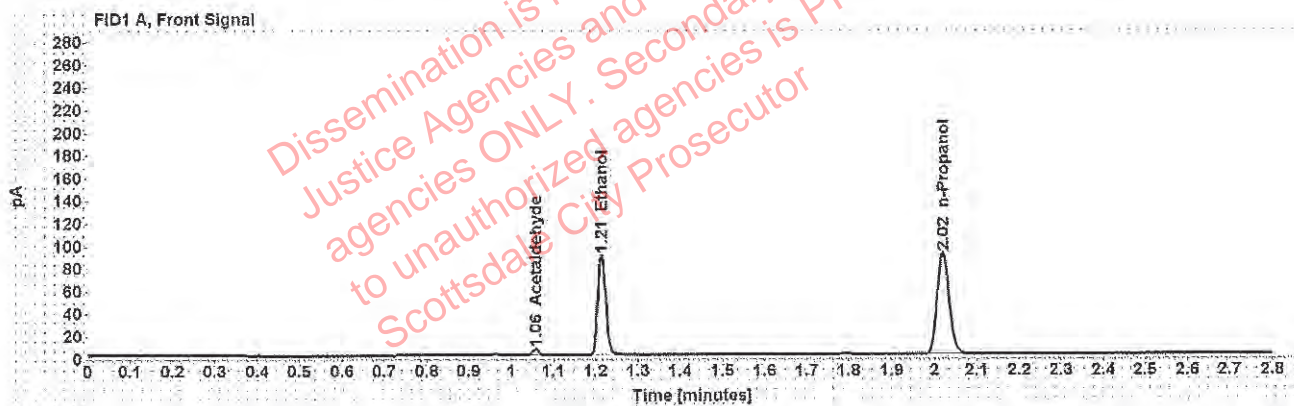


Table 1: FID 1 A (column DB-ALC1)

Compound	Amount (g/100mL)	Time (min)	Peak Area
Acetaldehyde	-----	1.058	5.453
>Ethanol	0.1657	1.214	115.885
n-Propanol	-----	2.021	180.240

Table 2: FID 2 B (column DB-ALC2)

Compound	Time (min)	Peak Area
Acetaldehyde	0.998	7.115
Ethanol	1.384	143.369
n-Propanol	2.480	219.919

Adrian, William - (16-Jan-2019)

Case: [REDACTED] User: wadrian 1/16/2019

Scottsdale Police Department Crime Lab Volatiles Analysis

Sample:	[REDACTED]	Item number:	1248868
Injection date:	1/15/2019 6:31:20 PM	Vial:	67
Method:	ethanol quant.M	Sequence:	15Jan19
Instrument:	US14173023 CN14160045	Analyst:	Adrian
Data file:	C:\Chem3211\Data\15Jan19\67.D		

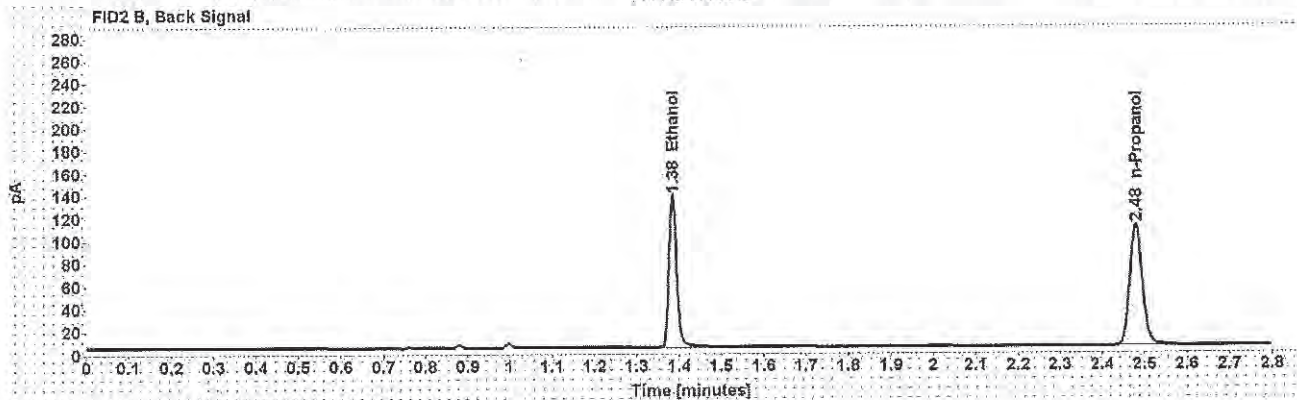
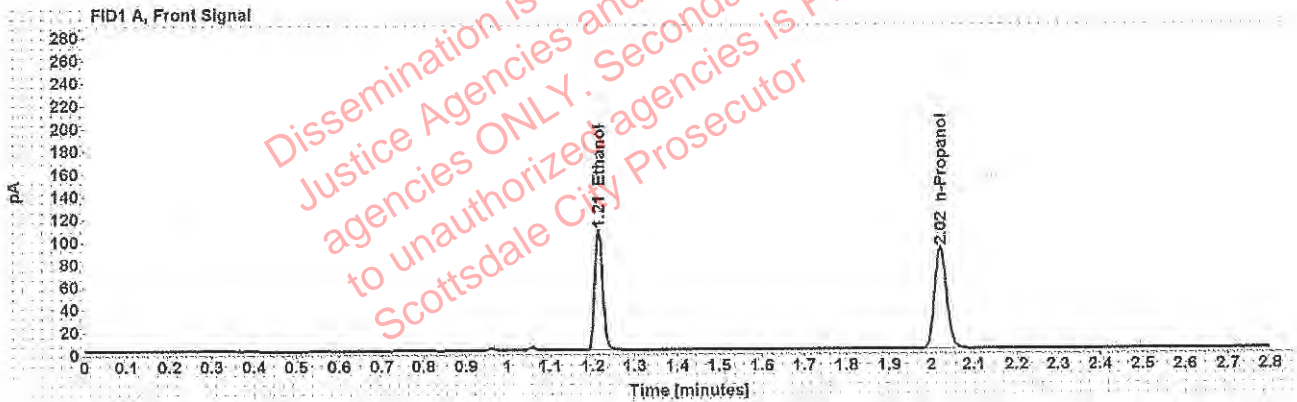


Table 1: FID 1 A (column DB-ALC1)

Compound	Amount (g/100mL)	Time (min)	Peak Area
>Ethanol	0.1994	1.214	139.124
n-Propanol	-----	2.021	179.724

Table 2: FID 2 B (column DB-ALC2)

Compound	Time (min)	Peak Area
Ethanol	1.385	173.588
n-Propanol	2.480	219.101

██████████: Adrian, William - (16-Jan-2019)

Case: ██████████ User: wadrian 1/16/2019

Scottsdale Police Department Crime Lab Volatiles Analysis

Sample:	██████████	Item number:	1248868
Injection date:	1/15/2019 6:35:20 PM	Vial:	68
Method:	ethanol quant.M	Sequence:	15Jan19
Instrument:	US14173023 CN14160045	Analyst:	Adrian
Data file:	C:\Chem32\1\Data\15Jan19\68.D		

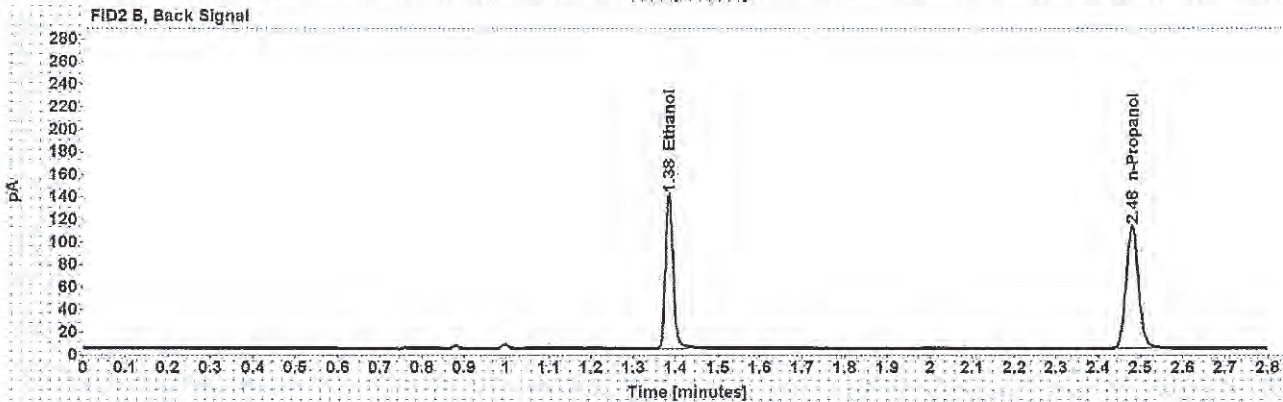
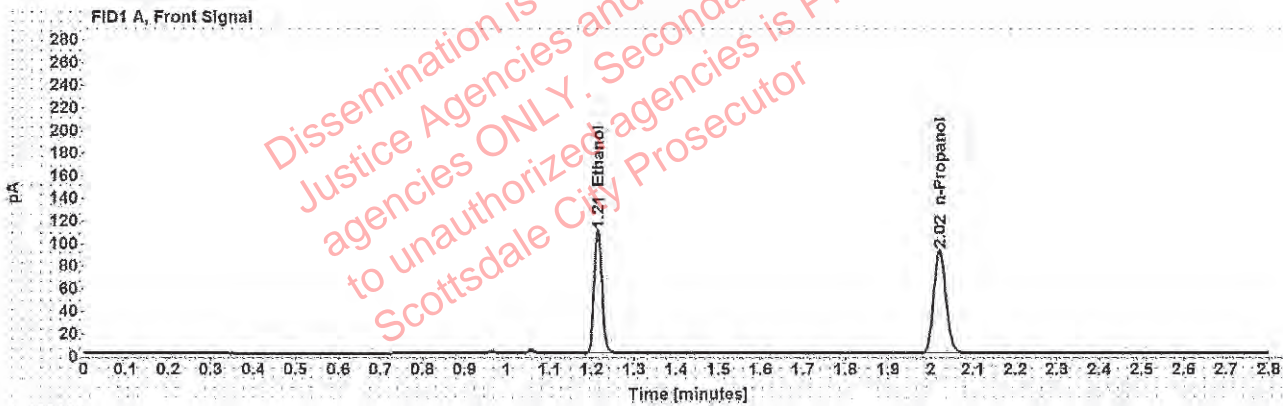


Table 1: FID 1 A (column DB-ALC1)

Compound	Amount (g/100mL)	Time (min)	Peak Area
>Ethanol	0.2008	1.214	142.020
n-Propanol	-----	2.021	182.208

Table 2: FID 2 B (column DB-ALC2)

Compound	Time (min)	Peak Area
Ethanol	1.384	177.597
n-Propanol	2.480	222.182