

SCOTTSDALE POLICE DEPARTMENT CRIME LABORATORY BLOOD ALCOHOL FACE SHEET

ANALYSIS DATE 2/12/2019 SEQUENCE NAME 12Feb19

EQUIPMENT

Pipettor Hamilton ML600EH7497 Hamilton ML600GJ10749
 Gas Chromatograph Agilent US14173023

INSTRUMENT CALIBRATION

Vial 1 0.02 calibrator Lot FN03241604 Coefficient of determination (r²)
 Vial 2 0.10 calibrator Lot FN06181501 1.00000
 Vial 3 0.20 calibrator Lot FN07201502
 Vial 4 0.40 calibrator Lot FN11191402

CALIBRATION VERIFICATION AND RESOLUTION TEST

Vial	Sample	Expected result	Measured result	Manufacturer/lot
5	Blank	Not detected	Not detected	SPD lab 121118
6	Volatiles mixture	6 compounds	6 compounds	SPD lab 020917WLA
7	Aqueous control	0.400 g/dL	0.401 g/dL	Lipomed 08012015-C
8	Aqueous control	0.040 g/dL	0.040 g/dL	Lipomed 09022015-A
9	Blood control	0.198 g/dL	0.198 g/dL	ACQ 407041529/13
20	Aqueous control	0.080 g/dL	0.080 g/dL	Lipomed 28082014-B
35	Aqueous control	0.150 g/dL	0.152 g/dL	Lipomed 09022015-C
46	Blood control	0.198 g/dL	0.201 g/dL	ACQ 407041529/13
57	Aqueous control	0.080 g/dL	0.081 g/dL	Lipomed 28082014-B
68	Aqueous control	0.150 g/dL	0.153 g/dL	Lipomed 09022015-C
71	Aqueous control	0.400 g/dL	0.407 g/dL	Lipomed 08012015-C
72	Aqueous control	0.040 g/dL	0.040 g/dL	Lipomed 09022015-A
73	Blood control	0.198 g/dL	0.205 g/dL	ACQ 407041529/13
74	Blank	Not detected	Not detected	SPD lab 121118

SUBJECT SAMPLES

Subjects in the sequence 25 Subjects requiring reanalysis 0

ADDITIONAL NOTES: The run contains an additional six blank solutions at vials 29-34. It was anticipated that the original sample to be placed in vials 29 and 32 contained toluene based on tube type; therefore, two blanks would be run after each duplicate (vials 30,31 and 33,34) to account for the anticipated toluene. Upon sampling the tube was found to contain a separation gel with what was thought to be whole blood. A sample was not taken from the tube due to the gel's presence, and each duplicate (vials 29 and 32) was replaced with a blank solution.

Run valid Run invalid WAG:SD 2/12/19 Analyst
 Run valid Run invalid MM B1466 2/14/19 Technical Reviewer

Scottsdale Police Department Crime Laboratory Sequence Quality Assurance Summary

SEQUENCE NAME: 12Feb19

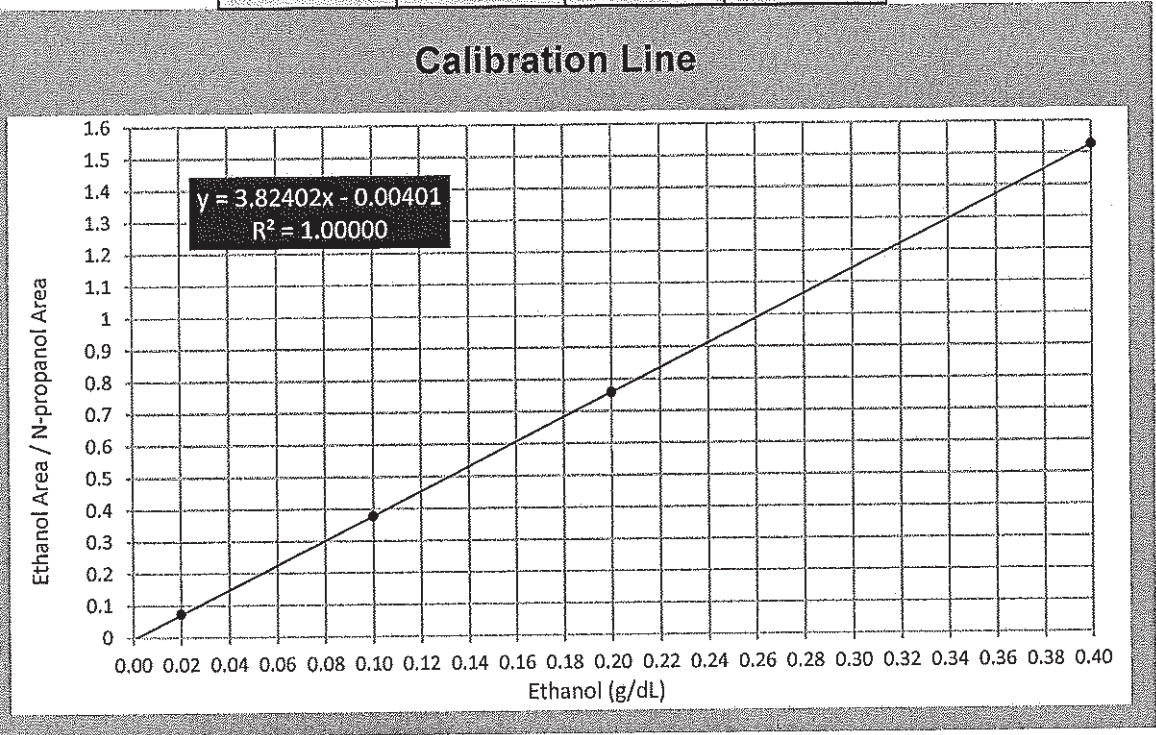
ANALYST: Adrian

WVA

Sample Name	Vial	Measured Value (g/dL)	Expected Value (g/dL)	Percent Difference	Absolute Difference (g/dL)
blank 121118	5	negative	negative	-	-
0.400 Lipomed 08012015-C	7	0.401	0.400	0.25	0.001
0.040 Lipomed 09022015-A	8	0.040	0.040	0.00	0.000
0.198 ACQ 407041529/13	9	0.198	0.198	0.00	0.000
0.080 Lipomed 28082014-B	20	0.080	0.080	0.00	0.000
0.150 Lipomed 09022015-C	35	0.152	0.150	1.33	0.002
0.198 ACQ 407041529/13	46	0.201	0.198	1.52	0.003
0.080 Lipomed 28082014-B	57	0.081	0.080	1.25	0.001
0.150 Lipomed 09022015-C	68	0.153	0.150	2.00	0.003
0.400 Lipomed 08012015-C	71	0.407	0.400	1.75	0.007
0.040 Lipomed 09022015-A	72	0.040	0.040	0.00	0.000
0.198 ACQ 407041529/13	73	0.205	0.198	3.54	0.007
blank 121118	74	negative	negative	-	-

Calibrator	Ethanol Area	N-propanol Area	Ratio
0.020	12.069	163.089	0.074
0.100	60.898	161.452	0.377
0.200	123.240	162.221	0.760
0.400	249.124	163.213	1.526

Calibration Line



Scottsdale Police Department Crime Lab Volatiles Analysis

Sample: 0.020 FN03241604	Item number: VA
Injection date: 2/12/2019 5:50:01 PM	Vial: 1
Method: ethanol quant.M	Sequence: 12Feb19
Instrument: US14173023 CN14160045	Analyst: Adrian
Data file: C:\Chem32\1\Data\12Feb19\1.D	

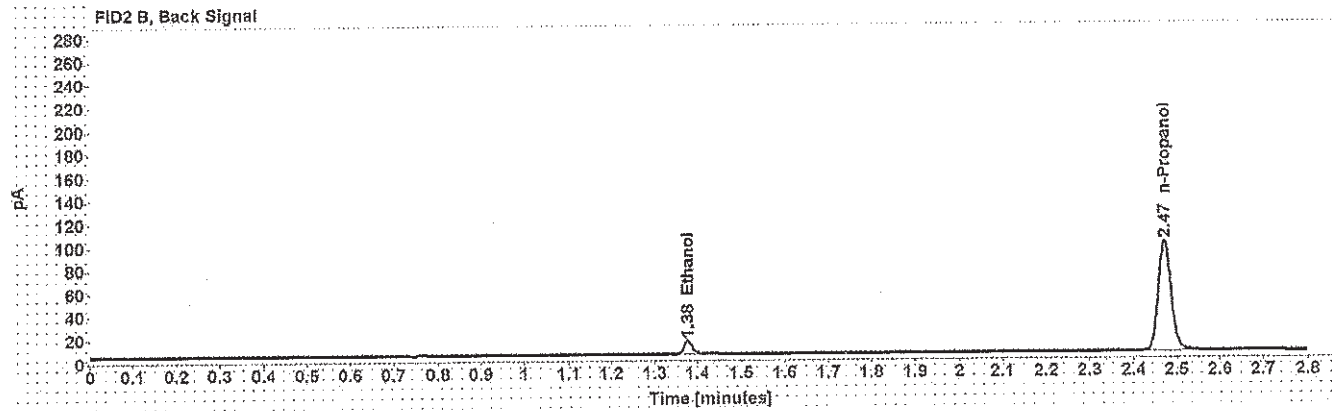
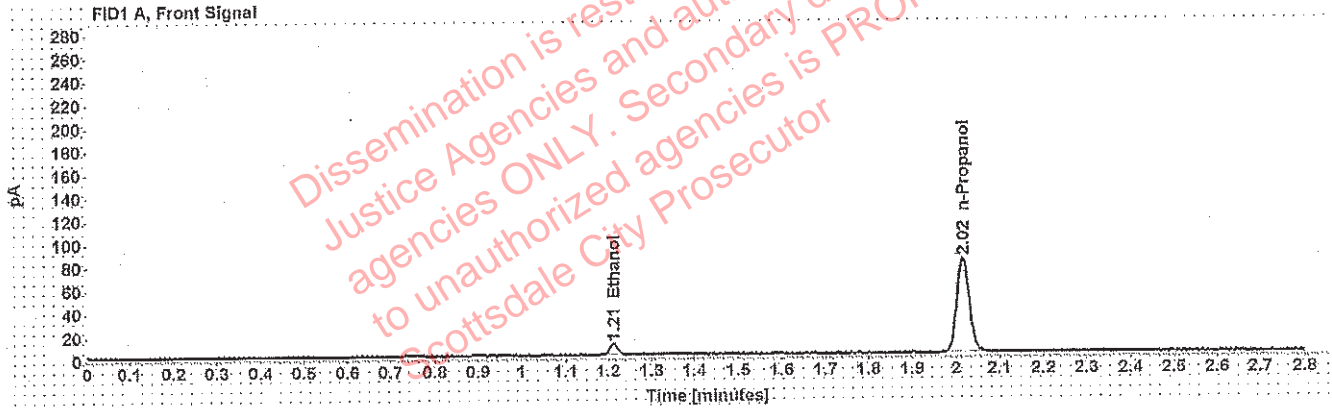


Table 1: FID 1 A (column DB-ALC1)

Compound	Time (min)	Peak Area
Ethanol	1.212	12.069
n-Propanol	2.016	163.089

Table 2: FID 2 B (column DB-ALC2)

Compound	Time (min)	Peak Area
Ethanol	1.378	14.583
n-Propanol	2.472	194.974

Scottsdale Police Department Crime Lab Volatiles Analysis

WA

Sample: 0.100 FN06181501	Item number:
Injection date: 2/12/2019 5:54:02 PM	Vial: 2
Method: ethanol quant.M	Sequence: 12Feb19
Instrument: US14173023 CN14160045	Analyst: Adrian
Data file: C:\Chem32\1\Data\12Feb19\2.D	

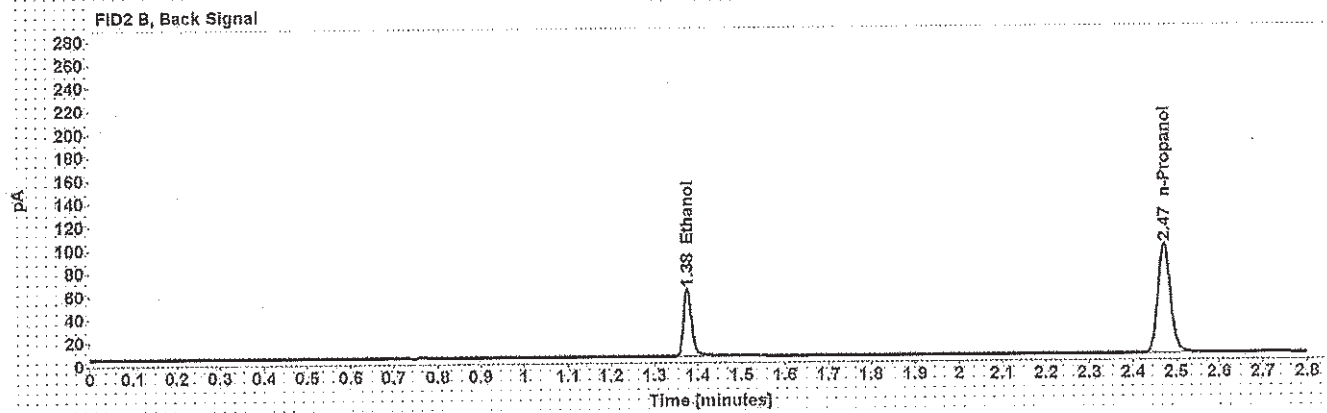
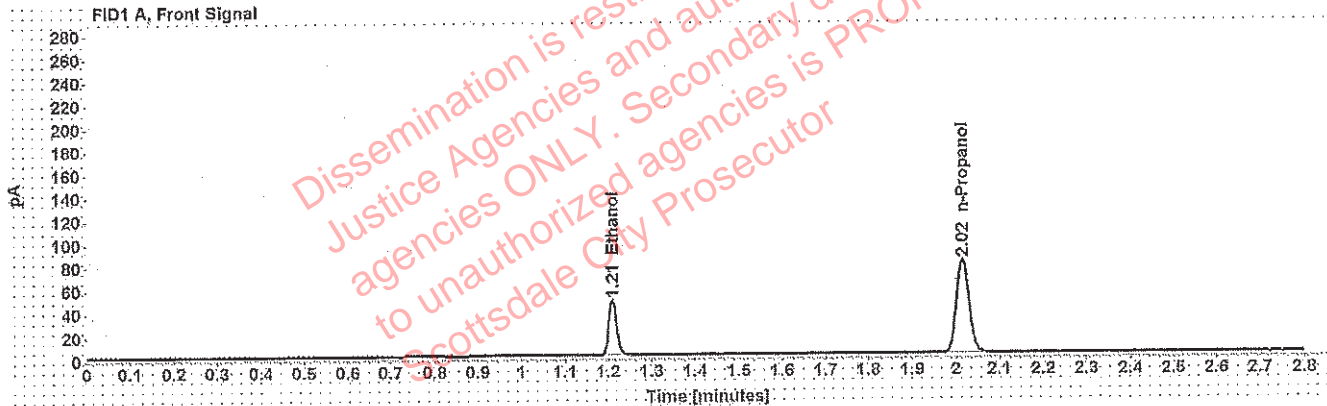


Table 1: FID 1 A (column DB-ALC1)

Compound	Time (min)	Peak Area
Ethanol	1.210	60.898
n-Propanol	2.015	161.452

Table 2: FID 2 B (column DB-ALC2)

Compound	Time (min)	Peak Area
Ethanol	1.376	74.848
n-Propanol	2.471	194.233

Scottsdale Police Department Crime Lab Volatiles Analysis

WA

Sample: 0.200 FN07201502	Item number:
Injection date: 2/12/2019 5:58:03 PM	Vial: 3
Method: ethanol quant.M	Sequence: 12Feb19
Instrument: US14173023 CN14160045	Analyst: Adrian
Data file: C:\Chem32\11\Data\12Feb19\3.D	

Dissemination is restricted to Criminal Justice Agencies and authorized NOA's. J. agencies ONLY. Secondary dissemination to unauthorized agencies is PROHIBITED. Scottsdale City Prosecutor

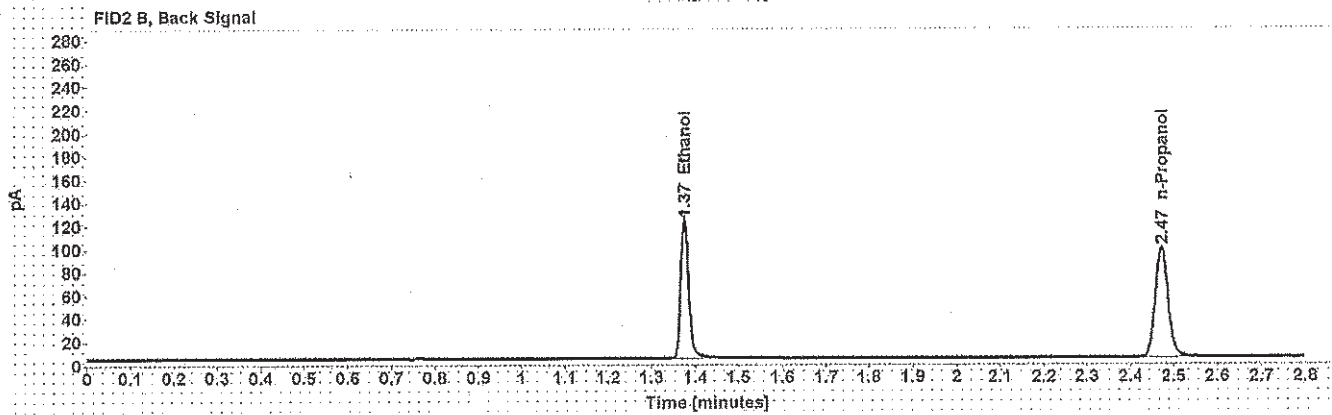
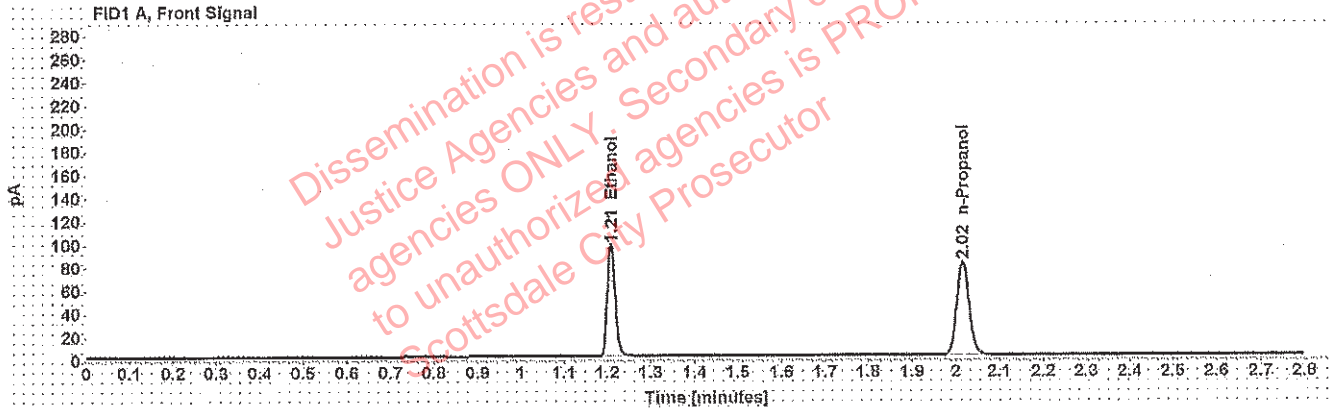


Table 1: FID 1 A (column DB-ALC1)

Compound	Time (min)	Peak Area
Ethanol	1.209	123.240
n-Propanol	2.015	162.221

Table 2: FID 2 B (column DB-ALC2)

Compound	Time (min)	Peak Area
Ethanol	1.375	151.965
n-Propanol	2.471	195.488

Scottsdale Police Department Crime Lab Volatiles Analysis

AA

Sample: 0.400 FN11191402	Item number:
Injection date: 2/12/2019 6:02:02 PM	Vial: 4
Method: ethanol quant.M	Sequence: 12Feb19
Instrument: US14173023 CN14160045	Analyst: Adrian
Data file: C:\Chem32\1\Data\12Feb19\4.D	

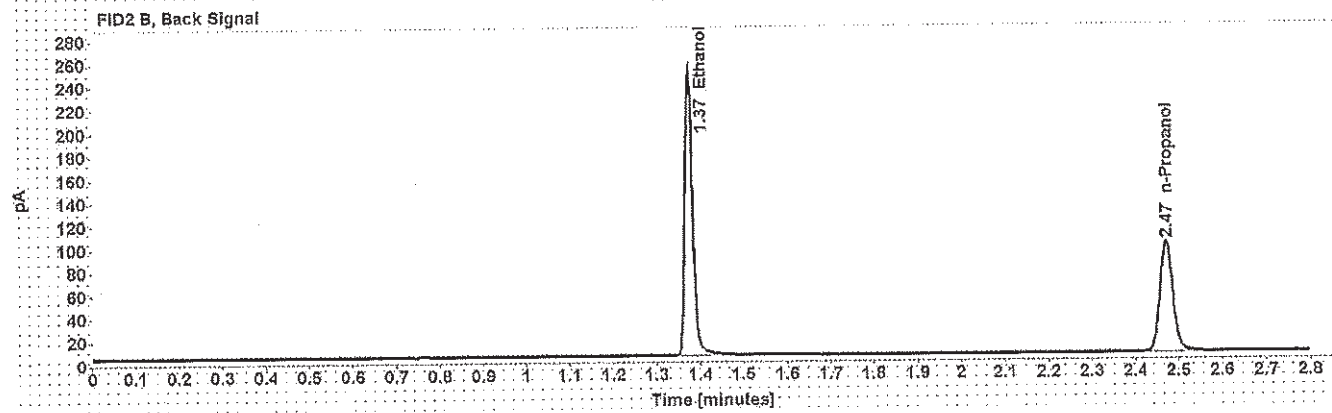
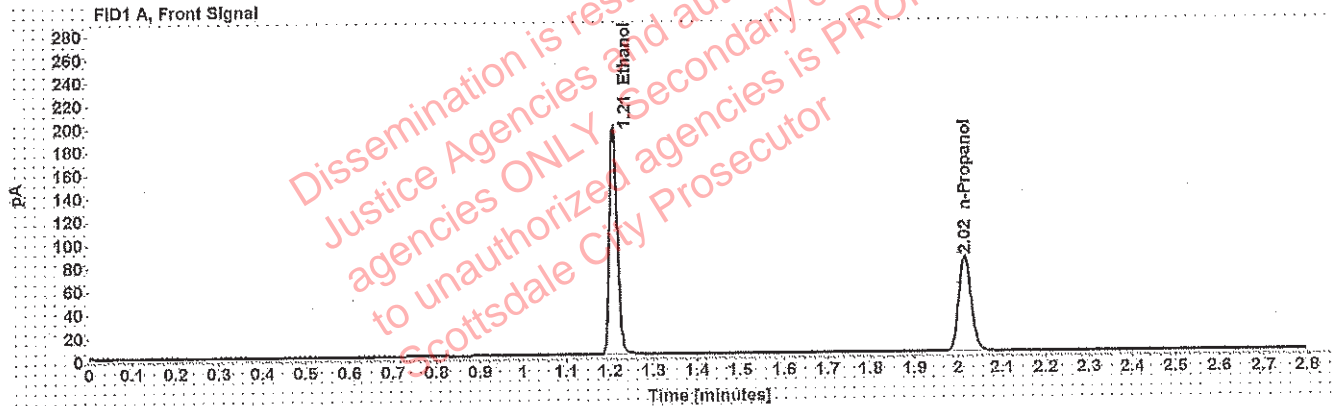


Table 1: FID 1 A (column DB-ALC1)

Compound	Time (min)	Peak Area
Ethanol	1.208	249.124
n-Propanol	2.015	163.213

Table 2: FID 2 B (column DB-ALC2)

Compound	Time (min)	Peak Area
Ethanol	1.375	308.618
n-Propanol	2.471	197.426

Scottsdale Police Department Crime Lab Volatiles Analysis

WJA

Sample: blank 121118	Item number:
Injection date: 2/12/2019 6:06:03 PM	Vial: 5
Method: ethanol quant.M	Sequence: 12Feb19
Instrument: US14173023 CN14160045	Analyst: Adrian
Data file: C:\Chem32\1\Data\12Feb19\5.D	

Dissemination is restricted to Criminal Justice Agencies and authorized NCLEJ agencies ONLY. Secondary dissemination to unauthorized agencies is PROHIBITED. Scottsdale City Prosecutor

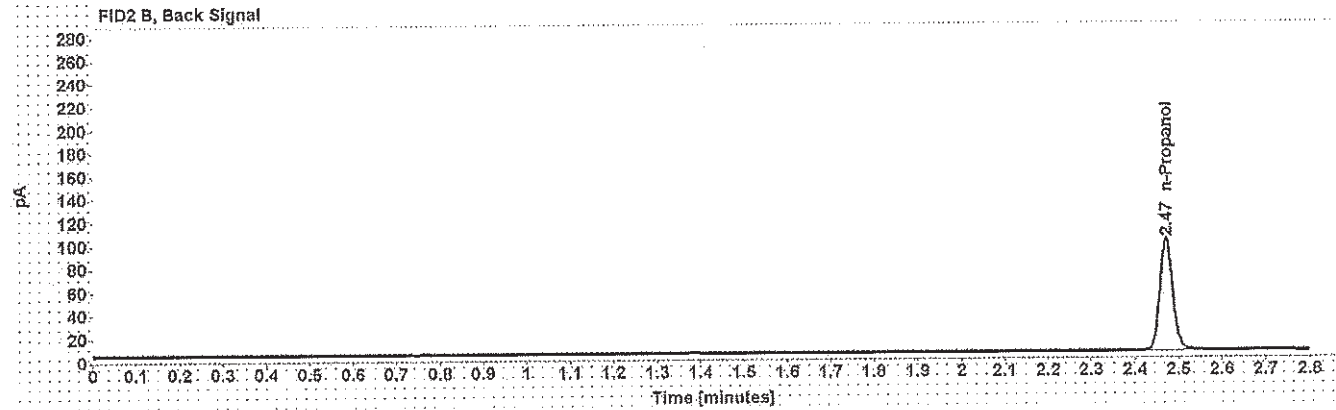
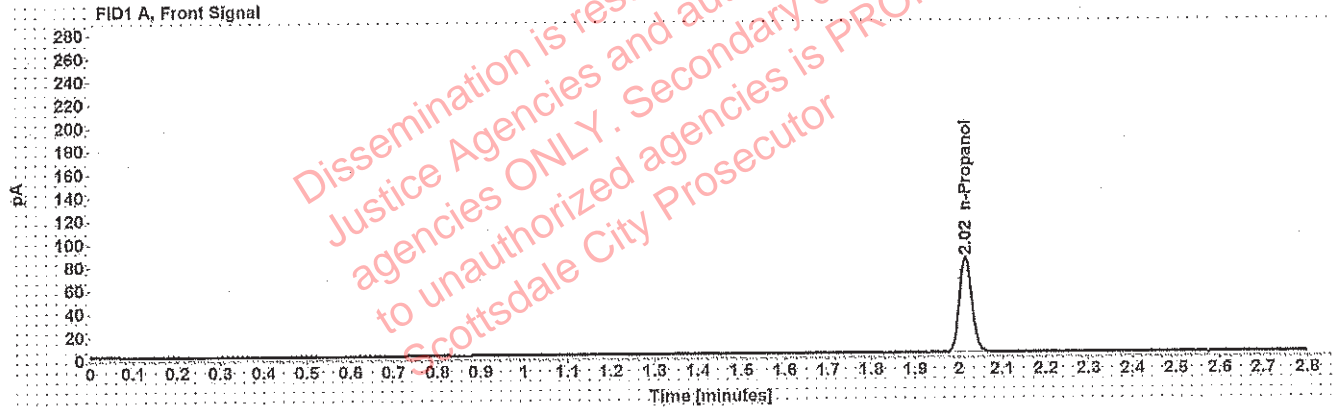


Table 1: FID 1 A (column DB-ALC1)

Compound	Amount (g/100mL)	Time (min)	Peak Area
n-Propanol	-----	2.015	164.680

Table 2: FID 2 B (column DB-ALC2)

Compound	Time (min)	Peak Area
n-Propanol	2.471	198.216

Scottsdale Police Department Crime Lab Volatiles Analysis

wA

Sample: volatiles mix 020917	Item number:
Injection date: 2/12/2019 6:10:03 PM	Vial: 6
Method: ethanol quant.M	Sequence: 12Feb19
Instrument: US14173023 CN14160045	Analyst: Adrian
Data file: C:\Chem32\1\Data\12Feb19\6.D	

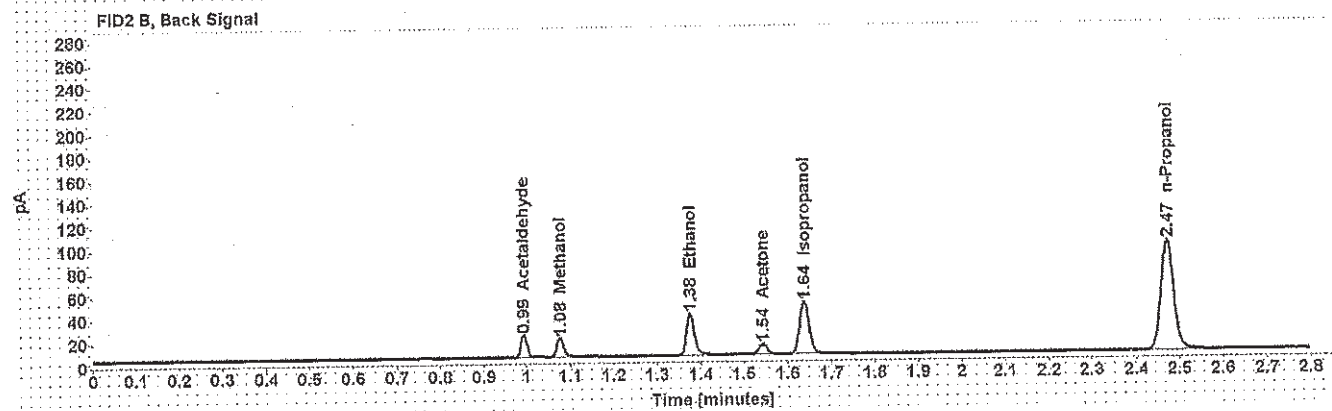
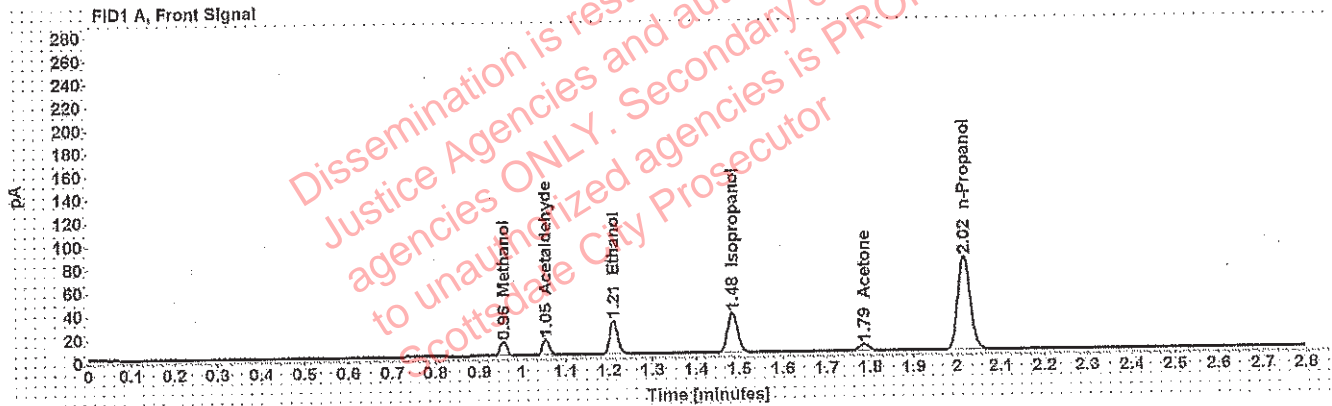


Table 1: FID 1 A (column DB-ALC1)

Compound	Amount (g/100mL)	Time (min)	Peak Area
Methanol	-----	0.956	13.755
Acetaldehyde	-----	1.054	14.636
>Ethanol	0.0615	1.210	37.362
Isopropanol	-----	1.483	55.307
Acetone	-----	1.785	9.529
n-Propanol	-----	2.015	161.661

Table 2: FID 2 B (column DB-ALC2)

Compound	Time (min)	Peak Area
Acetaldehyde	0.992	18.841
Methanol	1.077	17.324
Ethanol	1.376	45.683
Acetone	1.544	11.193
Isopropanol	1.638	68.957
n-Propanol	2.471	195.028

Scottsdale Police Department Crime Lab Volatiles Analysis

WA

Sample: 0.400 08012015-C	Item number:
Injection date: 2/12/2019 6:14:17 PM	Vial: 7
Method: ethanol quant.M	Sequence: 12Feb19
Instrument: US14173023 CN14160045	Analyst: Adrian
Data file: C:\Chem32\1\Data\12Feb19\7.D	

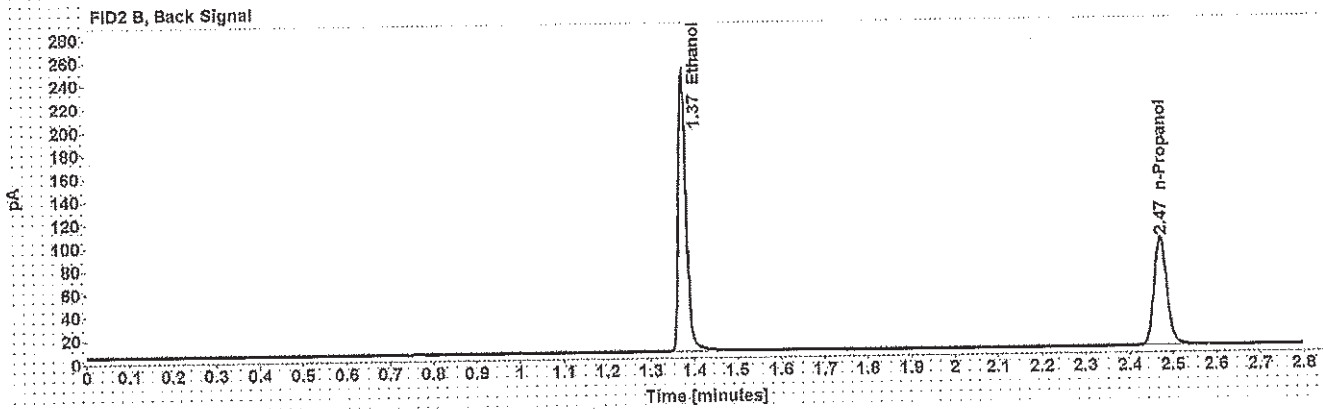
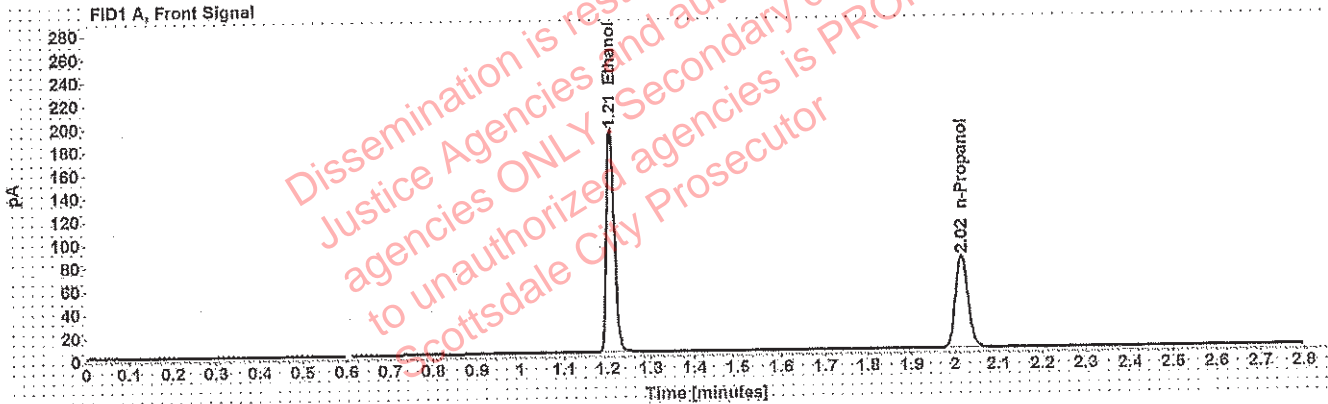


Table 1: FID 1 A (column DB-ALC1)

Compound	Amount (g/100mL)	Time (min)	Peak Area
>Ethanol	0.4018	1.208	244.323
n-Propanol	-----	2.015	159.415

Table 2: FID 2 B (column DB-ALC2)

Compound	Time (min)	Peak Area
Ethanol	1.375	302.703
n-Propanol	2.471	192.343

Scottsdale Police Department Crime Lab Volatiles Analysis

Sample: 0.040 09022015-A	Item number: WA
Injection date: 2/12/2019 6:18:17 PM	Vial: 8
Method: ethanol quant.M	Sequence: 12Feb19
Instrument: US14173023 CN14160045	Analyst: Adrian
Data file: C:\Chem32\1\Data\12Feb19\8.D	

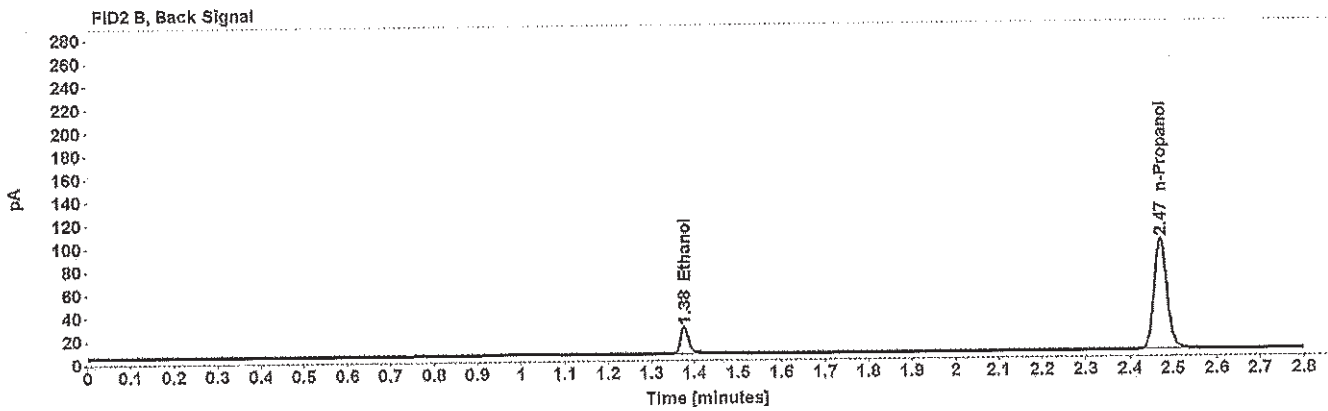
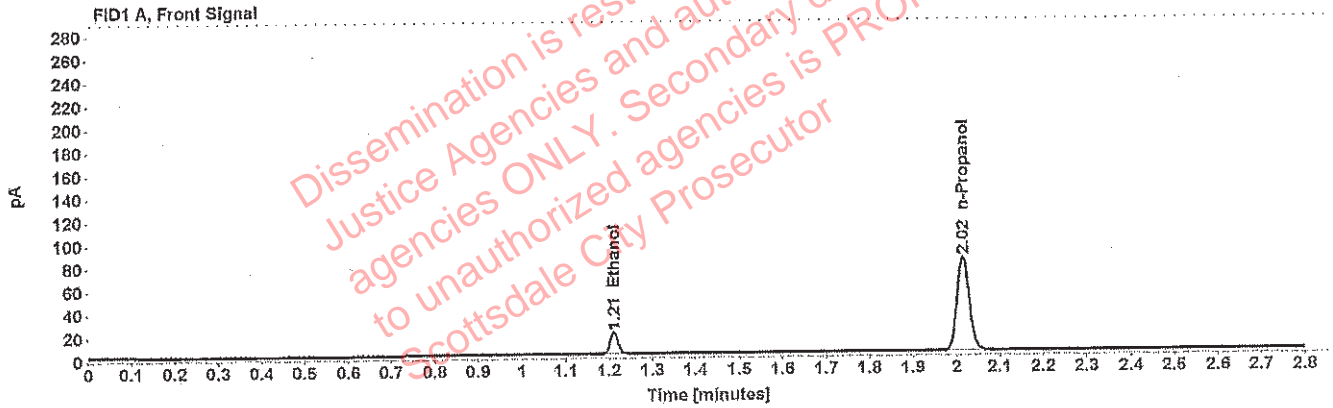


Table 1: FID 1 A (column DB-ALC1)

Compound	Amount (g/100mL)	Time (min)	Peak Area
>Ethanol	0.0401	1.211	24.361
n-Propanol	-----	2.015	163.282

Table 2: FID 2 B (column DB-ALC2)

Compound	Time (min)	Peak Area
Ethanol	1.376	29.640
n-Propanol	2.471	196.509

Scottsdale Police Department Crime Lab Volatiles Analysis

WA

Sample: 0.198 407041529/13	Item number:
Injection date: 2/12/2019 6:22:18 PM	Vial: 9
Method: ethanol quant.M	Sequence: 12Feb19
Instrument: US14173023 CN14160045	Analyst: Adrian
Data file: C:\Chem32\1\Data\12Feb19\9.D	

Dissemination is restricted to Criminal Justice Agencies and authorized agencies ONLY. Secondary dissemination to unauthorized agencies is PROHIBITED. Scottsdale City Prosecutor

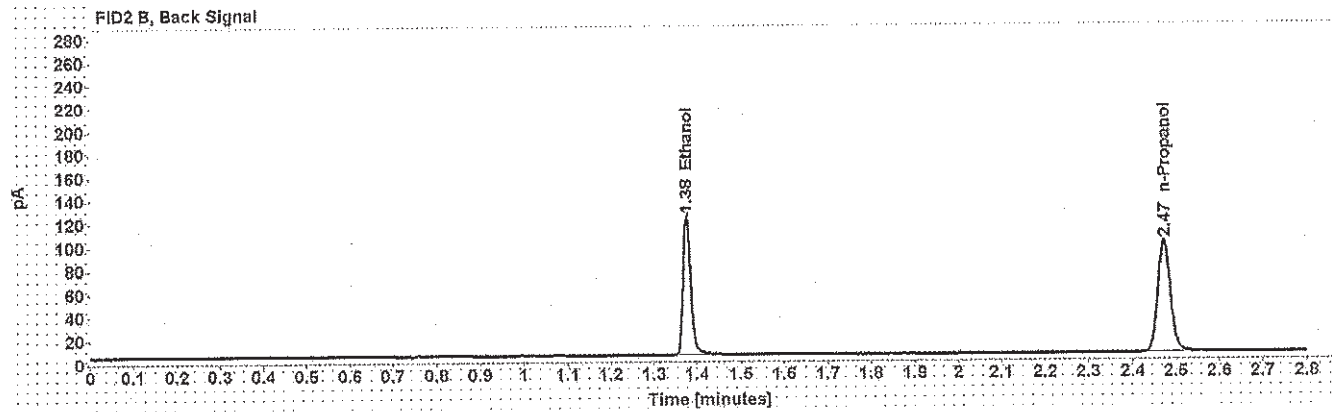
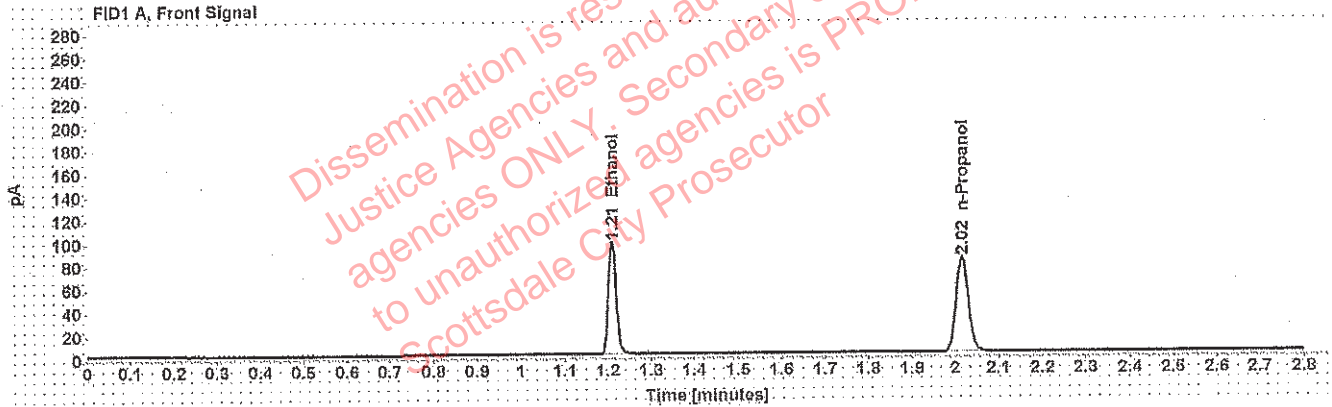


Table 1: FID 1 A (column DB-ALC1)

Compound	Amount (g/100mL)	Time (min)	Peak Area
>Ethanol	0.1986	1.209	123.558
n-Propanol	-----	2.016	163.521

Table 2: FID 2 B (column DB-ALC2)

Compound	Time (min)	Peak Area
Ethanol	1.376	152.285
n-Propanol	2.472	197.197

Scottsdale Police Department Crime Lab Volatiles Analysis

WAA

Sample: 0.080 28082014-B	Item number:
Injection date: 2/12/2019 7:06:49 PM	Vial: 20
Method: ethanol quant.M	Sequence: 12Feb19
Instrument: US14173023 CN14160045	Analyst: Adrian
Data file: C:\Chem32\1\Data\12Feb19\20.D	

Dissemination is restricted to Criminal Justice Agencies and authorized agencies ONLY. Secondary dissemination to unauthorized agencies is PROHIBITED. Scottsdale City Prosecutor

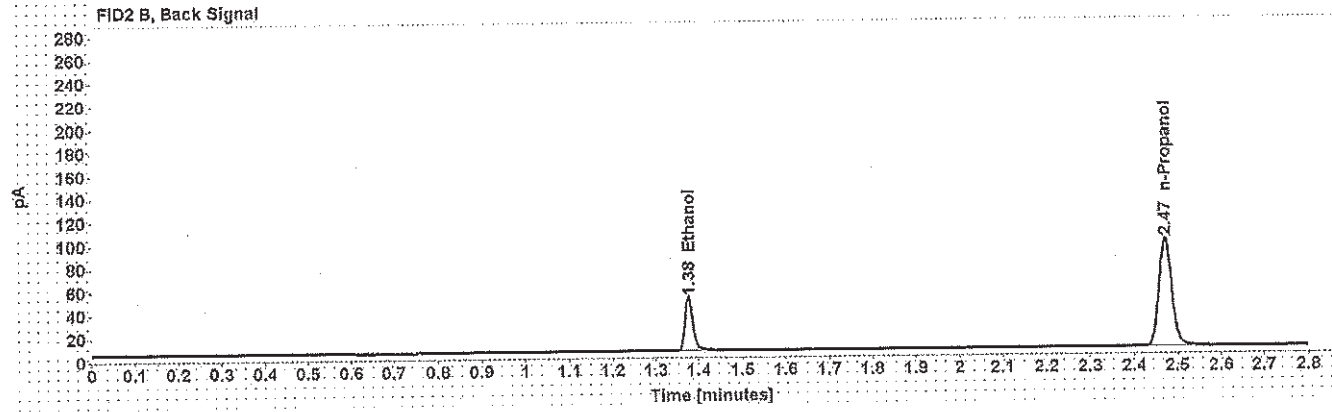
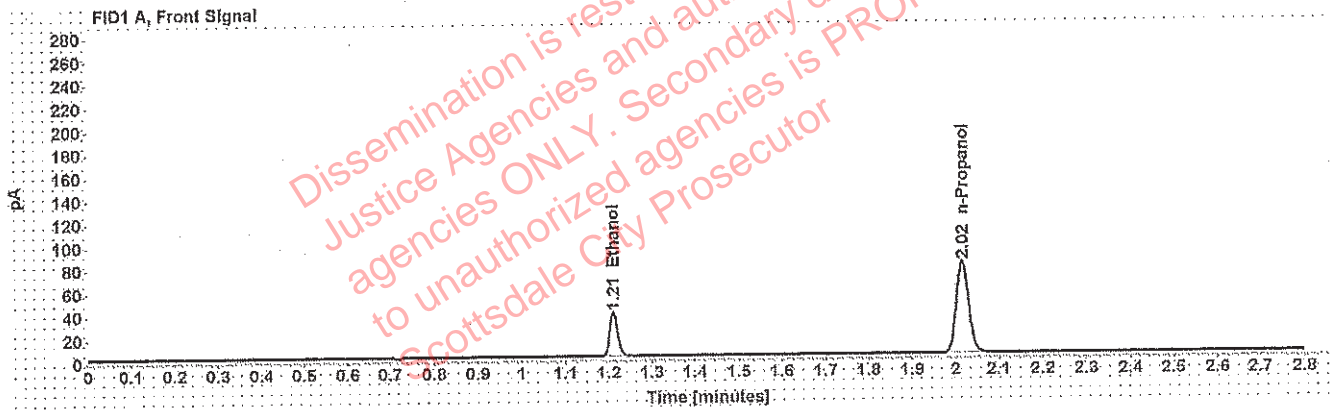


Table 1: FID 1 A (column DB-ALC1)

Compound	Amount (g/100mL)	Time (min)	Peak Area
>Ethanol	0.0805	1.210	48.330
n-Propanol	-----	2.016	159.143

Table 2: FID 2 B (column DB-ALC2)

Compound	Time (min)	Peak Area
Ethanol	1.376	59.449
n-Propanol	2.472	191.716

Scottsdale Police Department Crime Lab Volatiles Analysis

WA

Sample: 0.150 09022015-C	Item number:
Injection date: 2/12/2019 8:07:18 PM	Vial: 35
Method: ethanol quant.M	Sequence: 12Feb19
Instrument: US14173023 CN14160045	Analyst: Adrian
Data file: C:\Chem32\1\Data\12Feb19\35.D	

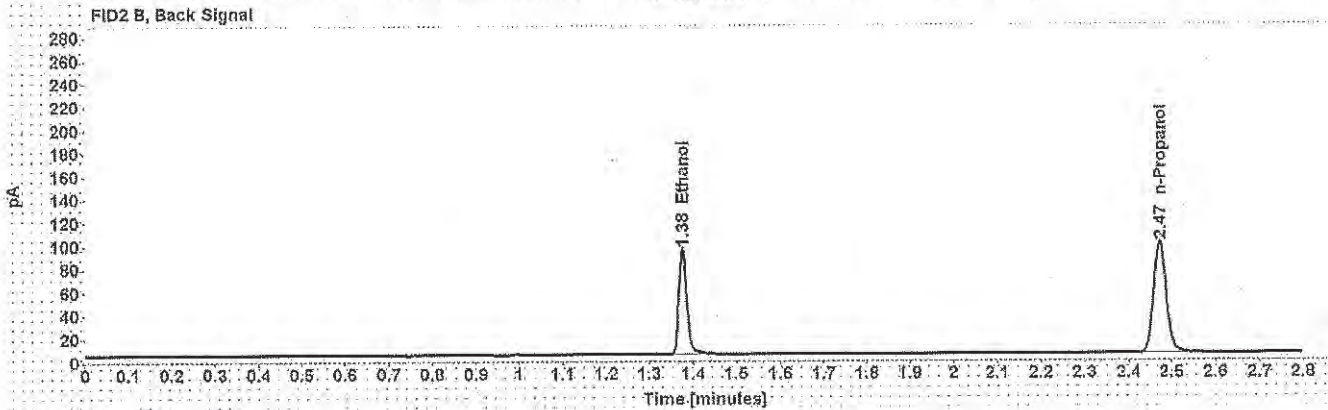
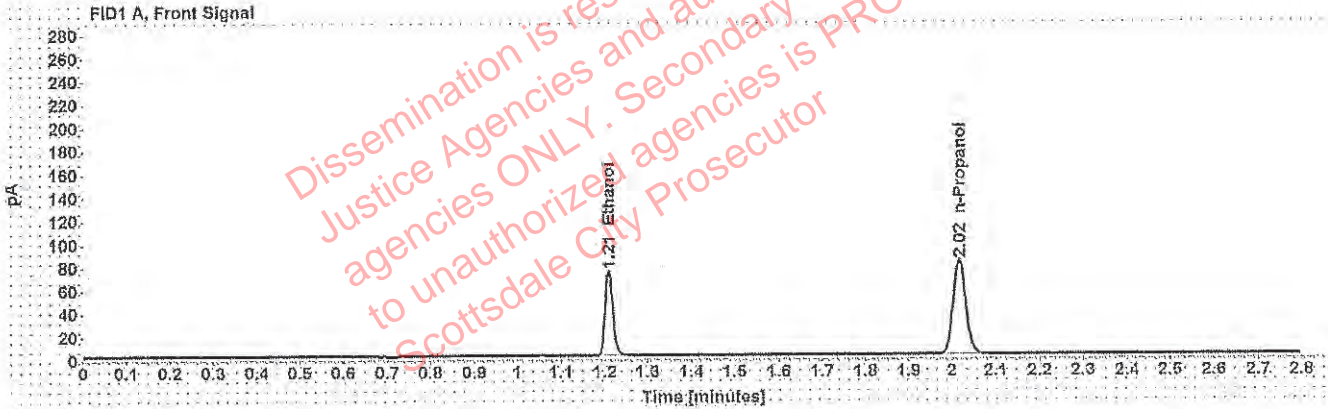


Table 1: FID 1 A (column DB-ALC1)

Compound	Amount (g/100mL)	Time (min)	Peak Area
>Ethanol	0.1520	1.209	94.336
n-Propanol	-----	2.016	163.461

Table 2: FID 2 B (column DB-ALC2)

Compound	Time (min)	Peak Area
Ethanol	1.376	116.470
n-Propanol	2.472	197.643

Scottsdale Police Department Crime Lab Volatiles Analysis

WA

Sample: 0.198 407041529/13	Item number:
Injection date: 2/12/2019 8:51:47 PM	Vial: 46
Method: ethanol quant.M	Sequence: 12Feb19
Instrument: US14173023 CN14160045	Analyst: Adrian
Data file: C:\Chem32\1\Data\12Feb19\46.D	

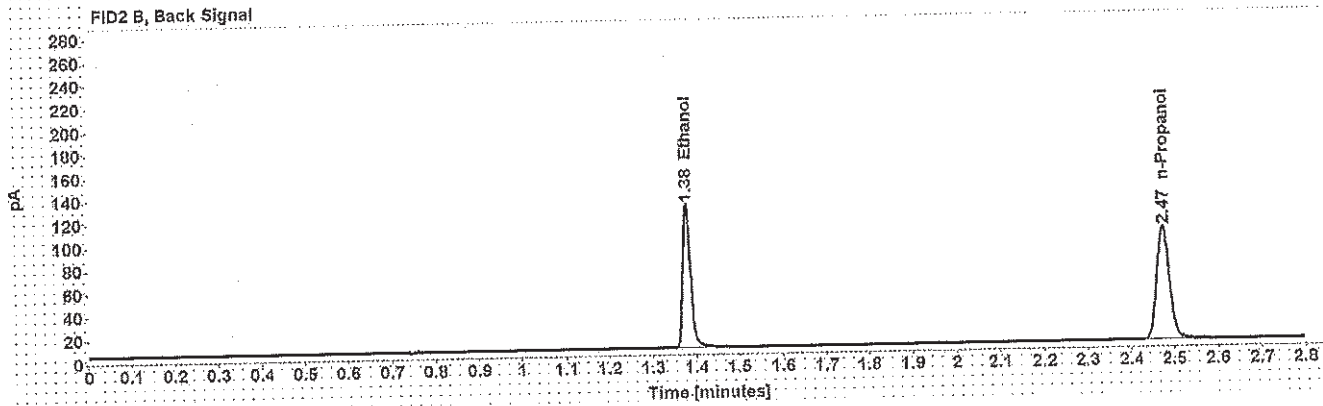
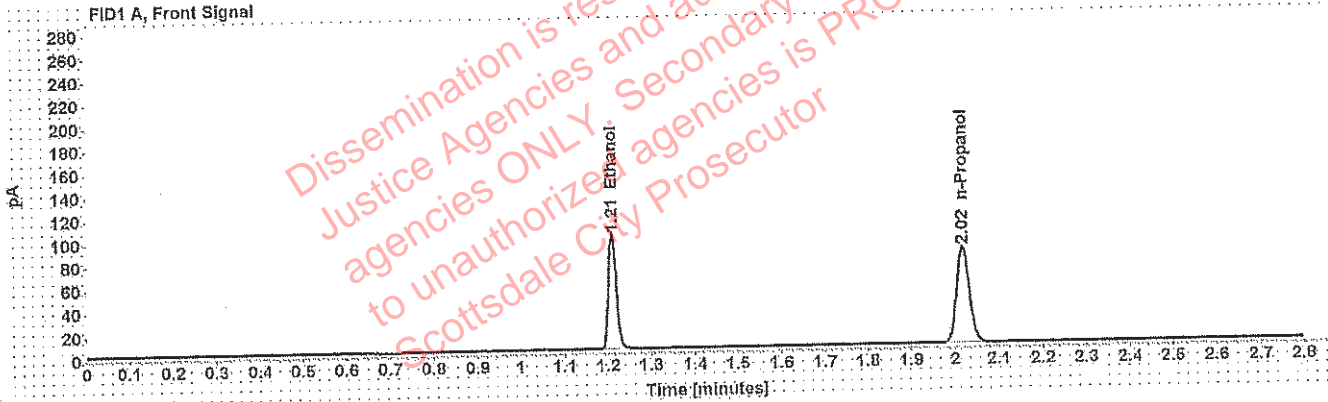


Table 1: FID 1 A (column DB-ALC1)

Compound	Amount (g/100mL)	Time (min)	Peak Area
>Ethanol	0.2014	1.210	127.618
n-Propanol	-----	2.017	166.600

Table 2: FID 2 B (column DB-ALC2)

Compound	Time (min)	Peak Area
Ethanol	1.378	158.475
n-Propanol	2.474	201.835

Scottsdale Police Department Crime Lab Volatiles Analysis

WAT

Sample: 0.080 28082014-B	Item number:
Injection date: 2/12/2019 9:36:18 PM	Vial: 57
Method: ethanol quant.M	Sequence: 12Feb19
Instrument: US14173023 CN14160045	Analyst: Adrian
Data file: C:\Chem32\1\Data\12Feb19\57.D	

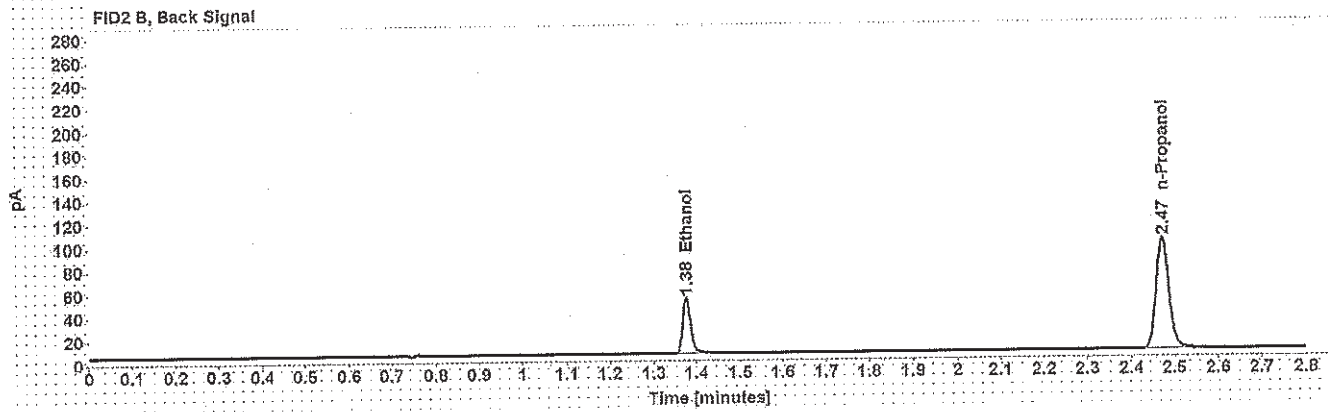
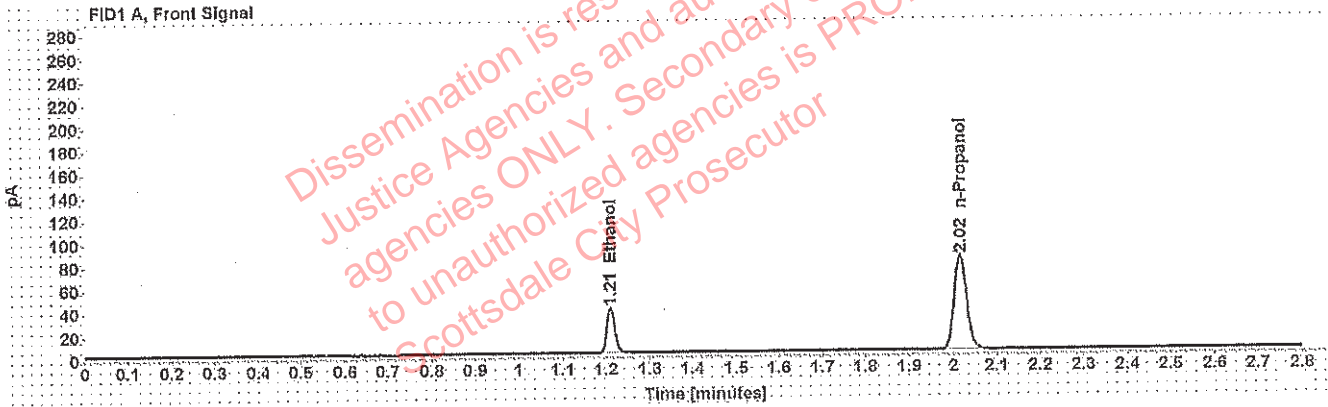


Table 1: FID 1 A (column DB-ALC1)

Compound	Amount (g/100mL)	Time (min)	Peak Area
>Ethanol	0.0814	1.210	50.162
n-Propanol	-----	2.016	163.251

Table 2: FID 2 B (column DB-ALC2)

Compound	Time (min)	Peak Area
Ethanol	1.377	62.173
n-Propanol	2.472	197.707

Scottsdale Police Department Crime Lab Volatiles Analysis

MA

Sample: 0.150 09022015-C	Item number:
Injection date: 2/12/2019 10:20:48 PM	Vial: 68
Method: ethanol quant.M	Sequence: 12Feb19
Instrument: US14173023 CN14160045	Analyst: Adrian
Data file: C:\Chem32\1\Data\12Feb19\68.D	

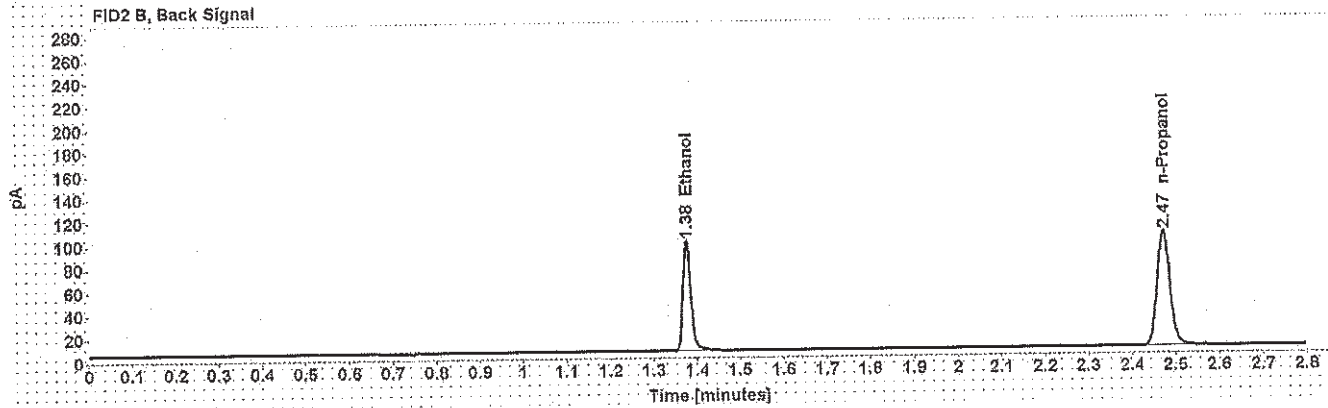
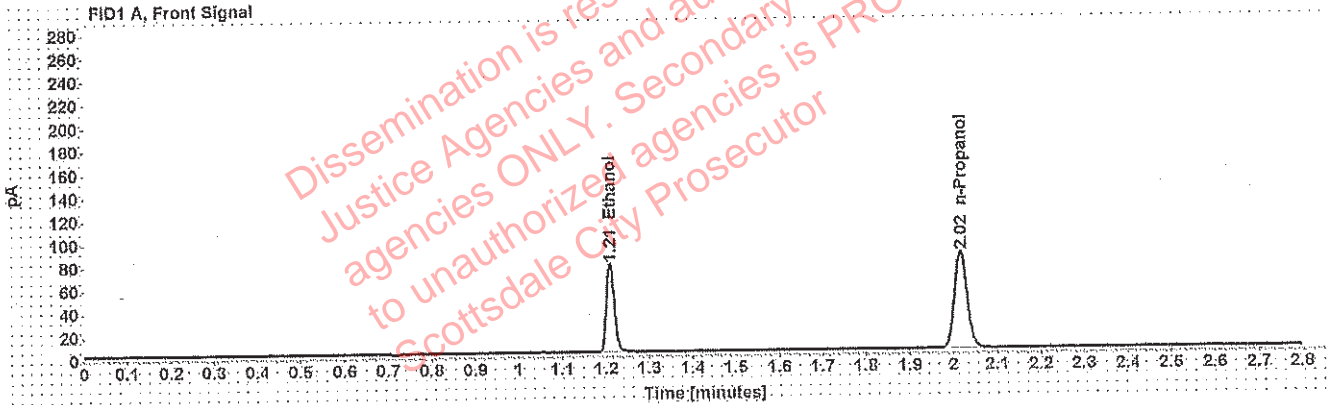


Table 1: FID 1 A (column DB-ALC1)

Compound	Amount (g/100mL)	Time (min)	Peak Area
>Ethanol	0.1533	1.210	97.781
n-Propanol	-----	2.016	167.947

Table 2: FID 2 B (column DB-ALC2)

Compound	Time (min)	Peak Area
Ethanol	1.376	121.279
n-Propanol	2.472	203.817

Scottsdale Police Department Crime Lab Volatiles Analysis

WA

Sample: 0.40 08012015-C	Item number:
Injection date: 2/12/2019 10:32:48 PM	Vial: 71
Method: ethanol quant.M	Sequence: 12Feb19
Instrument: US14173023 CN14160045	Analyst: Adrian
Data file: C:\Chem32\1\Data\12Feb19\71.D	

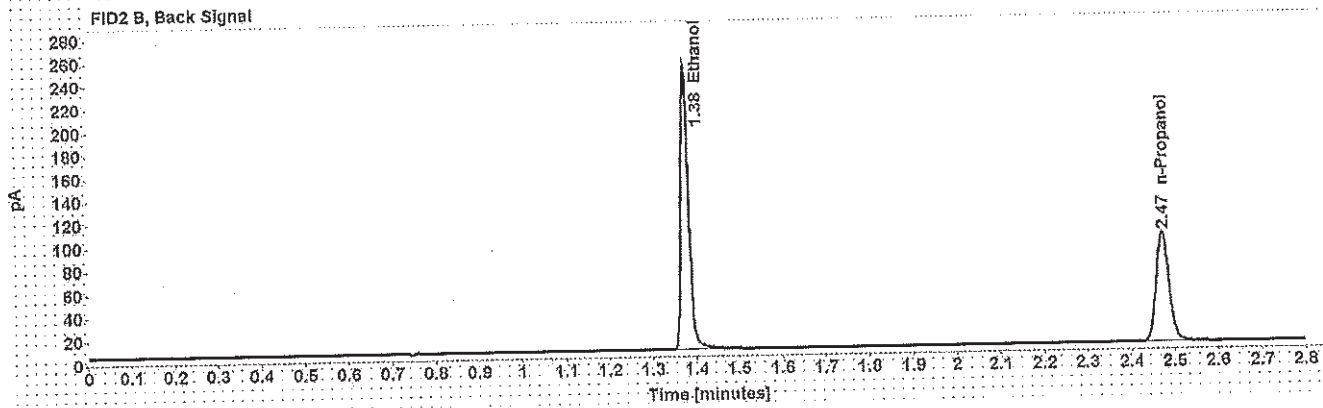
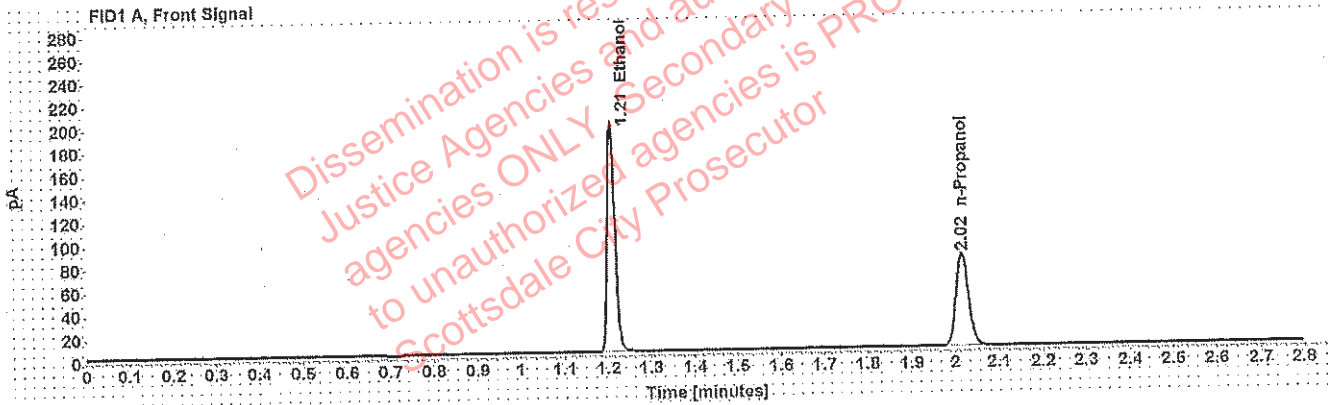


Table 1: FID 1 A (column DB-ALC1)

Compound	Amount (g/100mL)	Time (min)	Peak Area
>Ethanol	0.4073	1.209	248.766
n-Propanol	-----	2.016	160.124

Table 2: FID 2 B (column DB-ALC2)

Compound	Time (min)	Peak Area
Ethanol	1.376	310.094
n-Propanol	2.472	194.888

Scottsdale Police Department Crime Lab Volatiles Analysis

WA

Sample: 0.04 09022015-A	Item number:
Injection date: 2/12/2019 10:36:47 PM	Vial: 72
Method: ethanol quant.M	Sequence: 12Feb19
Instrument: US14173023 CN14160045	Analyst: Adrian
Data file: C:\Chem32\1\Data\12Feb19\72.D	

Dissemination is restricted to Criminal Justice Agencies and authorized agencies ONLY. Secondary dissemination to unauthorized agencies is PROHIBITED. Scottsdale City Prosecutor

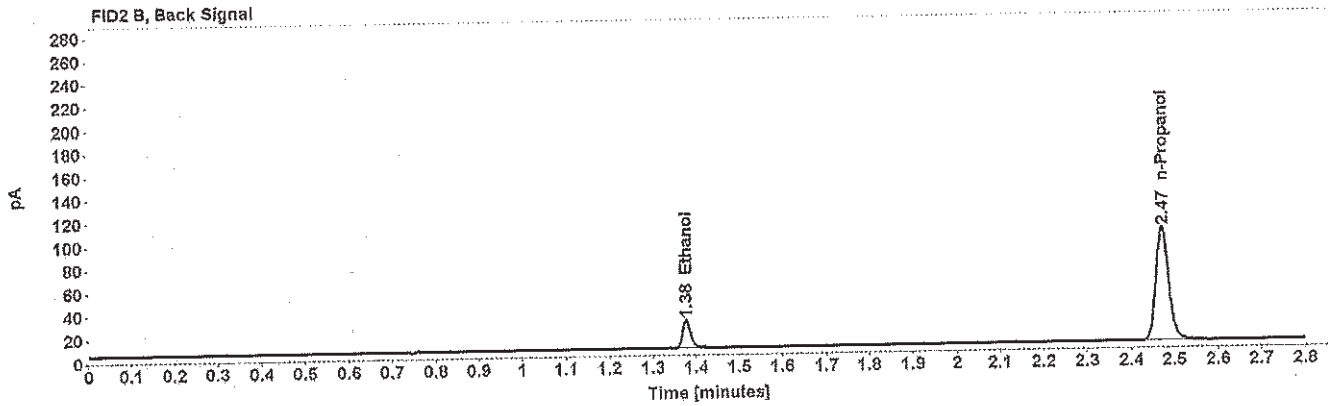
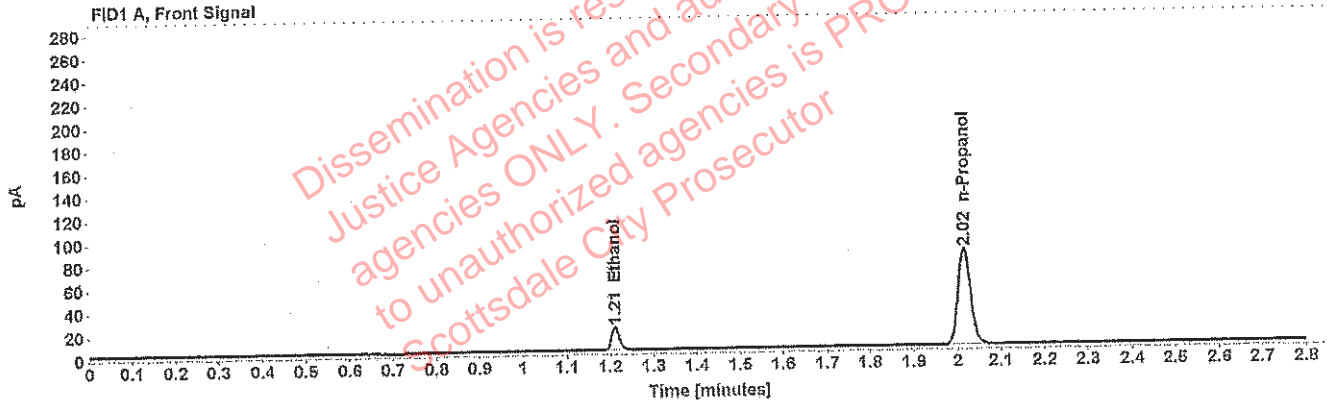


Table 1: FID 1 A (column DB-ALC1)

Compound	Amount (g/100mL)	Time (min)	Peak Area
>Ethanol	0.0405	1.211	25.082
n-Propanol	-----	2.016	166.347

Table 2: FID 2 B (column DB-ALC2)

Compound	Time (min)	Peak Area
Ethanol	1.377	30.793
n-Propanol	2.472	201.425

Scottsdale Police Department Crime Lab Volatiles Analysis

WA

Sample: 0.198 407041529/13	Item number:
Injection date: 2/12/2019 10:41:02 PM	Vial: 73
Method: ethanol quant.M	Sequence: 12Feb19
Instrument: US14173023 CN14160045	Analyst: Adrian
Data file: C:\Chem3211\Data\12Feb19\73.D	

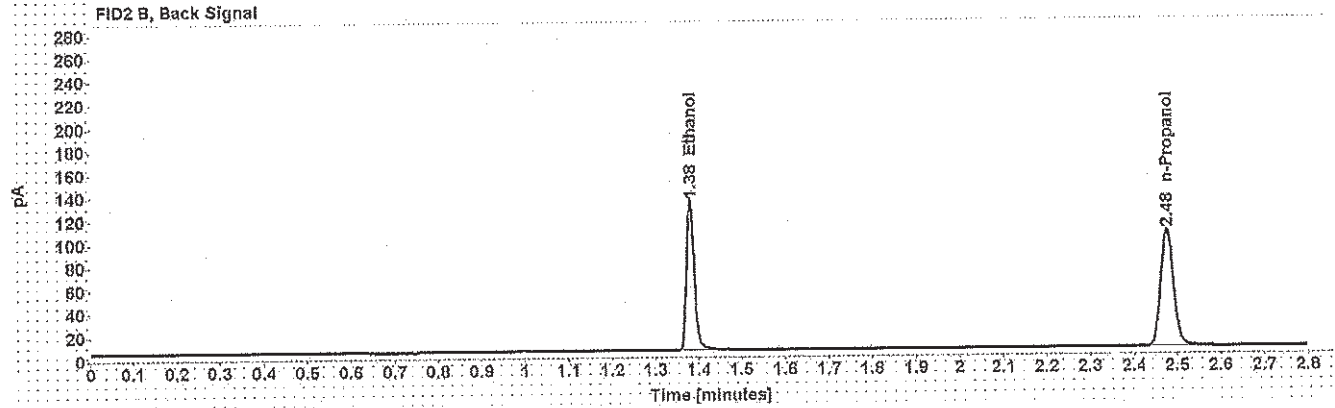
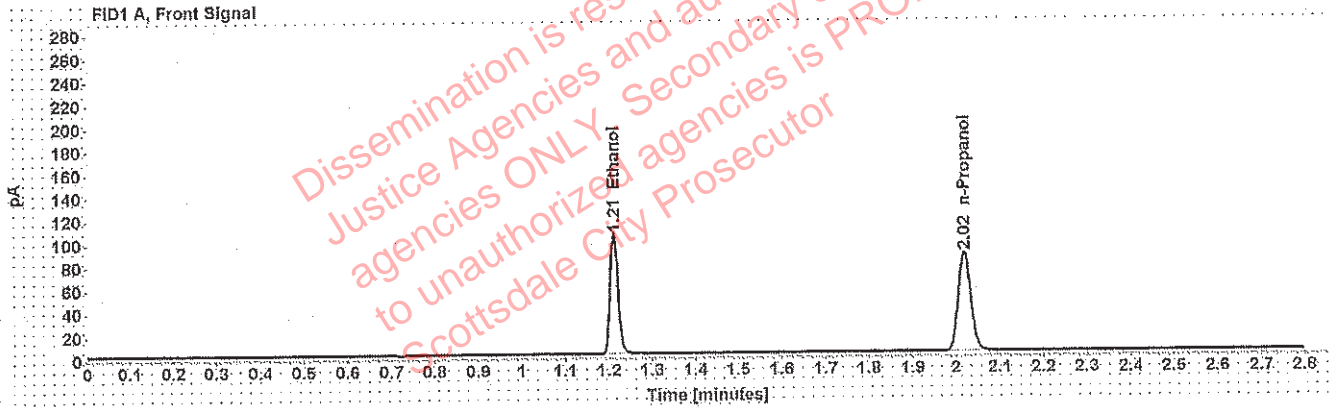


Table 1: FID 1 A (column DB-ALC1)

Compound	Amount (g/100mL)	Time (min)	Peak Area
>Ethanol	0.2054	1.212	133.672
n-Propanol	-----	2.018	171.053

Table 2: FID 2 B (column DB-ALC2)

Compound	Time (min)	Peak Area
Ethanol	1.380	165.635
n-Propanol	2.476	207.915

Scottsdale Police Department Crime Lab Volatiles Analysis

WA

Sample: blank 121118	Item number:
Injection date: 2/12/2019 10:45:03 PM	Vial: 74
Method: ethanol quant.M	Sequence: 12Feb19
Instrument: US14173023 CN14160045	Analyst: Adrian
Data file: C:\Chem32\1\Data\12Feb19\74.D	

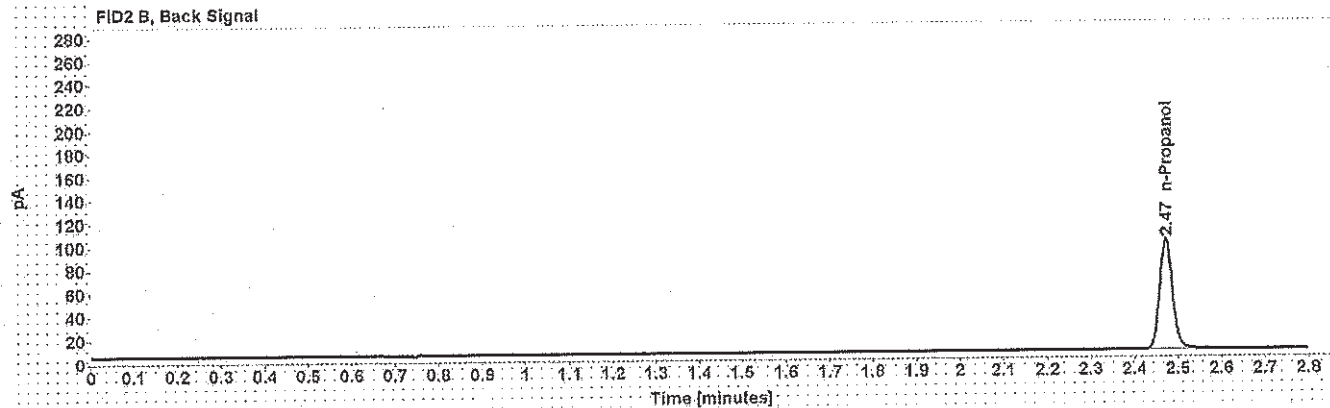
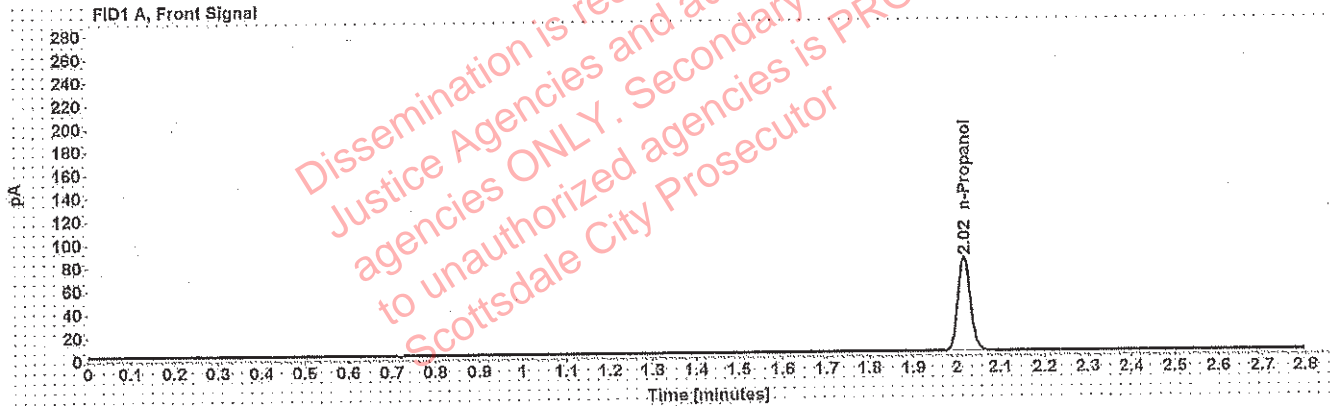


Table 1: FID 1 A (column DB-ALC1)

Compound	Amount (g/100mL)	Time (min)	Peak Area
n-Propanol	-----	2.016	162.219

Table 2: FID 2 B (column DB-ALC2)

Compound	Time (min)	Peak Area
n-Propanol	2.472	196.387

Sequence Summary

JIA

Sequence name: 12Feb19 Instrument: US14173023 CN14160045 Analyst: Adrian

Vial	Sample	Type	Item Number	Method
1	0.020 FN03241604	Calibration		ethanol quant.M
2	0.100 FN06181501	Calibration		ethanol quant.M
3	0.200 FN07201502	Calibration		ethanol quant.M
4	0.400 FN11191402	Calibration		ethanol quant.M
5	blank 121118	Control		ethanol quant.M
6	volatiles mix 020917	Control		ethanol quant.M
7	0.400 08012015-C	Control		ethanol quant.M
8	0.040 09022015-A	Control		ethanol quant.M
9	0.198 407041529/13	Control		ethanol quant.M
10		Sample	1232394	ethanol quant.M
11		Sample	1232394	ethanol quant.M
12		Sample	327-01A	ethanol quant.M
13		Sample	327-01A	ethanol quant.M
14		Sample	72-01A	ethanol quant.M
15		Sample	72-01A	ethanol quant.M
16		Sample	135-01A	ethanol quant.M
17		Sample	135-01A	ethanol quant.M
18		Sample	335-01A	ethanol quant.M
19		Sample	335-01A	ethanol quant.M
20	0.080 28082014-B	Control		ethanol quant.M
21		Sample	135-01A	ethanol quant.M
22		Sample	135-01A	ethanol quant.M
23		Sample	135-01A	ethanol quant.M
24		Sample	135-01A	ethanol quant.M
25		Sample	347-01A	ethanol quant.M
26		Sample	347-01A	ethanol quant.M
27		Sample	1250051	ethanol quant.M
28		Sample	1250051	ethanol quant.M
29		Sample	310-01	ethanol quant.M
30		Sample		ethanol quant.M
31		Sample		ethanol quant.M
32		Sample	310-01	ethanol quant.M
33		Sample		ethanol quant.M
34		Sample		ethanol quant.M
35	0.150 09022015-C	Control		ethanol quant.M
36		Sample	1195089	ethanol quant.M
37		Sample	1195089	ethanol quant.M
38		Sample	1255172	ethanol quant.M
39		Sample	1255172	ethanol quant.M
40		Sample	1249532	ethanol quant.M
41		Sample	1249532	ethanol quant.M
42		Sample	1230677	ethanol quant.M
43		Sample	1230677	ethanol quant.M
44		Sample	1251953	ethanol quant.M
45		Sample	1251953	ethanol quant.M
46	0.198 407041529/13	Control		ethanol quant.M
47		Sample	1252208	ethanol quant.M

Sequence Summary

12 Feb 19

11A

48		Sample	1252208	ethanol quant.M
49		Sample	1254434	ethanol quant.M
50		Sample	1254434	ethanol quant.M
51		Sample	1254004	ethanol quant.M
52		Sample	1254004	ethanol quant.M
53		Sample	1255431	ethanol quant.M
54		Sample	1255431	ethanol quant.M
55		Sample	1255146	ethanol quant.M
56		Sample	1255146	ethanol quant.M
57	0.080 28082014-B	Control		ethanol quant.M
58		Sample	327-01A	ethanol quant.M
59		Sample	327-01A	ethanol quant.M
60		Sample	335-01A	ethanol quant.M
61		Sample	335-01A	ethanol quant.M
62		Sample	1255499	ethanol quant.M
63		Sample	1255499	ethanol quant.M
64		Sample	1251483	ethanol quant.M
65		Sample	1251483	ethanol quant.M
66		Sample	1231451	ethanol quant.M
67		Sample	1231451	ethanol quant.M
68	0.150 09022015-C	Control		ethanol quant.M
69		Sample	1254323	ethanol quant.M
70		Sample	1254323	ethanol quant.M
71	0.40 08012015-C	Control		ethanol quant.M
72	0.04 09022015-A	Control		ethanol quant.M
73	0.198 407041529/13	Control		ethanol quant.M
74	blank 121118	Control		ethanol quant.M

Scottsdale Police Department Crime Laboratory Summary of Cases

SEQUENCE NAME: 12Feb19

ANALYST: Adrian WA

Vials	Test 1 (g/dL)	Test 2 (g/dL)	Mean (g/dL)	Percent Difference*	Absolute Difference (g/dL)*
10 11	0.0267	0.0268	0.02675	0.19	0.00005
12 13	0.1443	0.1451	0.14470	0.28	0.00040
14 15	0.1307	0.1330	0.13185	0.87	0.00115
16 17	0.1084	0.1110	0.10970	1.19	0.00130
18 19	0.0984	0.0985	0.09845	0.05	0.00005
21 22	0.0819	0.0822	0.08205	0.18	0.00015
23 24	0.1316	0.1331	0.13235	0.57	0.00075
25 26	0.2745	0.2698	0.27215	0.86	0.00235
27 28	0.0000	0.0000	0.00000	0.00	0.00000
29 30	0.0000	0.0000	0.00000	0.00	0.00000
31 32	0.0000	0.0000	0.00000	0.00	0.00000
33 34	0.0000	0.0000	0.00000	0.00	0.00000
36 37	0.0931	0.0929	0.09300	0.11	0.00010
38 39	0.0000	0.0000	0.00000	0.00	0.00000
40 41	0.1212	0.1213	0.12125	0.04	0.00005
42 43	0.1441	0.1434	0.14375	0.24	0.00035
44 45	0.1514	0.1516	0.15150	0.07	0.00010
47 48	0.2253	0.2252	0.22525	0.02	0.00005
49 50	0.2419	0.2416	0.24175	0.06	0.00015
51 52	0.0949	0.0928	0.09385	1.12	0.00105
53 54	0.1115	0.1143	0.11290	1.24	0.00140
55 56	0.2948	0.2958	0.29530	0.17	0.00050
58 59	0.1660	0.1656	0.16580	0.12	0.00020
60 61	0.2726	0.2763	0.27445	0.67	0.00185
62 63	0.0738	0.0741	0.07395	0.20	0.00015
64 65	0.2778	0.2787	0.27825	0.16	0.00045
66 67	0.2729	0.2745	0.27370	0.29	0.00080
69 70	0.1999	0.2022	0.20105	0.57	0.00115

*Calculated differences are differences from the mean of the two results.

Case: [REDACTED] : Adrian, William - (13-Feb-2019)

User: wadrian 2/13/2019

Scottsdale Police Department Crime Lab Volatiles Analysis

Sample:	[REDACTED]	Item number:	1232394
Injection date:	2/12/2019 6:26:16 PM	Vial:	10
Method:	ethanol quant.M	Sequence:	12Feb19
Instrument:	US14173023 CN14160045	Analyst:	Adrian
Data file:	C:\Chem32\1\Data\12Feb19\10.D		

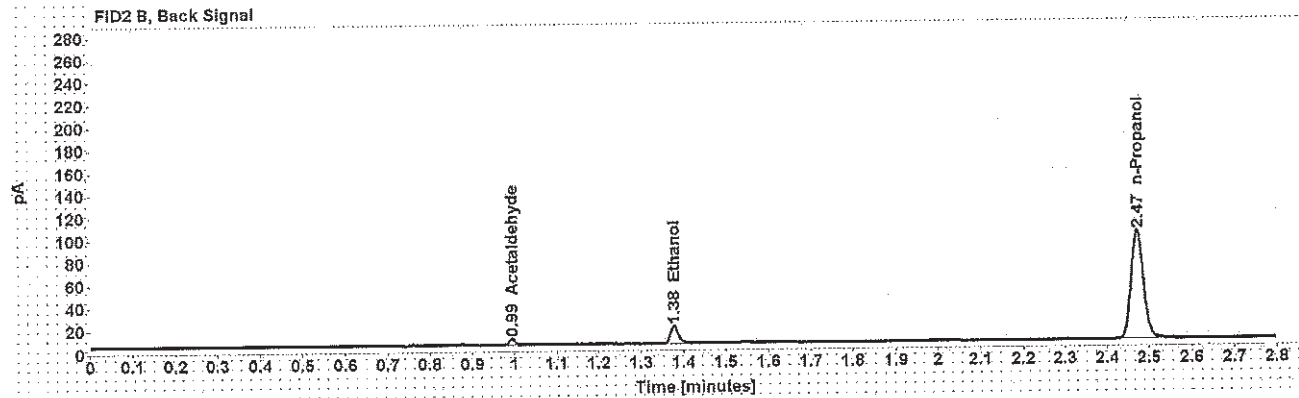
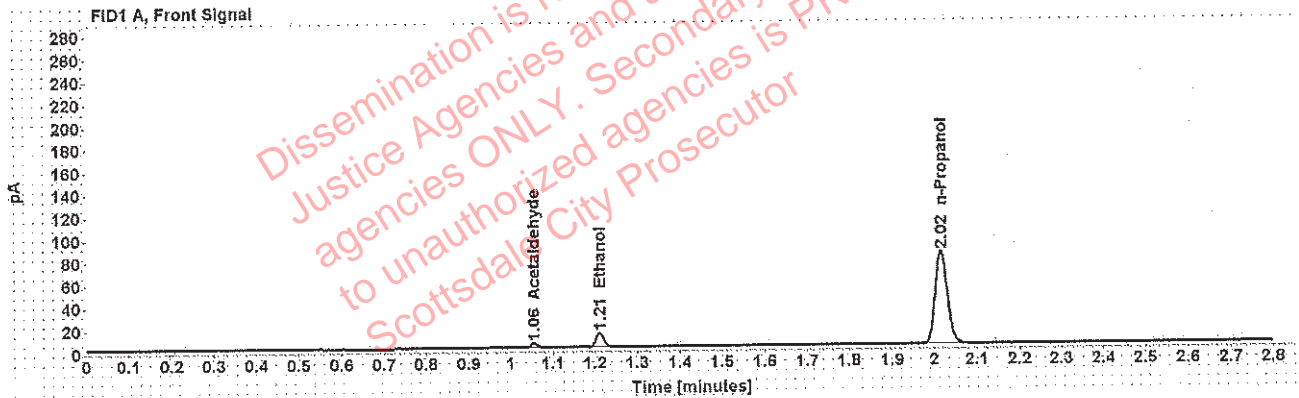


Table 1: FID 1 A (column DB-ALC1)

Compound	Amount (g/100mL)	Time (min)	Peak Area
Acetaldehyde	-----	1.055	3.950
>Ethanol	0.0267	1.212	16.149
n-Propanol	-----	2.016	164.334

Table 2: FID 2 B (column DB-ALC2)

Compound	Time (min)	Peak Area
Acetaldehyde	0.994	5.209
Ethanol	1.378	20.143
n-Propanol	2.472	198.111

Adrian, William - (13-Feb-2019)

Case: [REDACTED] User: wadrian 2/13/2019

Scottsdale Police Department Crime Lab Volatiles Analysis

Sample:	[REDACTED]	Item number:	1232394
Injection date:	2/12/2019 6:30:17 PM	Vial:	11
Method:	ethanol quant.M	Sequence:	12Feb19
Instrument:	US14173023 CN14160045	Analyst:	Adrian
Data file:	C:\Chem32\1\Data\12Feb19\11.D		

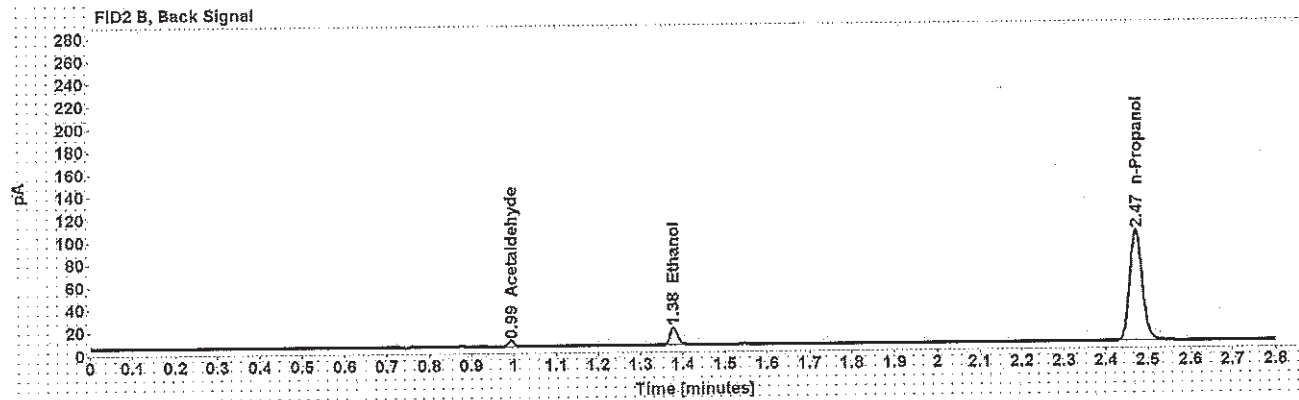
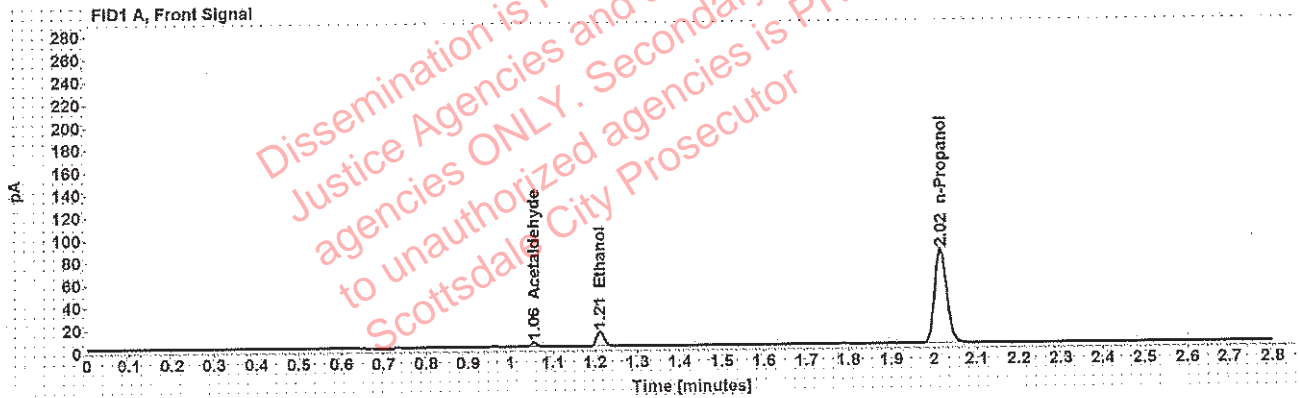


Table 1: FID 1 A (column DB-ALC1)

Compound	Amount (g/100mL)	Time (min)	Peak Area
Acetaldehyde	-----	1.055	3.985
>Ethanol	0.0268	1.212	16.497
n-Propanol	-----	2.016	167.229

Table 2: FID 2 B (column DB-ALC2)

Compound	Time (min)	Peak Area
Acetaldehyde	0.994	5.216
Ethanol	1.378	20.567
n-Propanol	2.472	201.837

Case: [REDACTED] : Adrian, William - (13-Feb-2019)

User: wadrian 2/13/2019

Scottsdale Police Department Crime Lab Volatiles Analysis

Sample:	[REDACTED]	Item number:	327-01A
Injection date:	2/12/2019 6:34:17 PM	Vial:	12
Method:	ethanol quant.M	Sequence:	12Feb19
Instrument:	US14173023 CN14160045	Analyst:	Adrian
Data file:	C:\Chem32\1\Data\12Feb19\12.D		

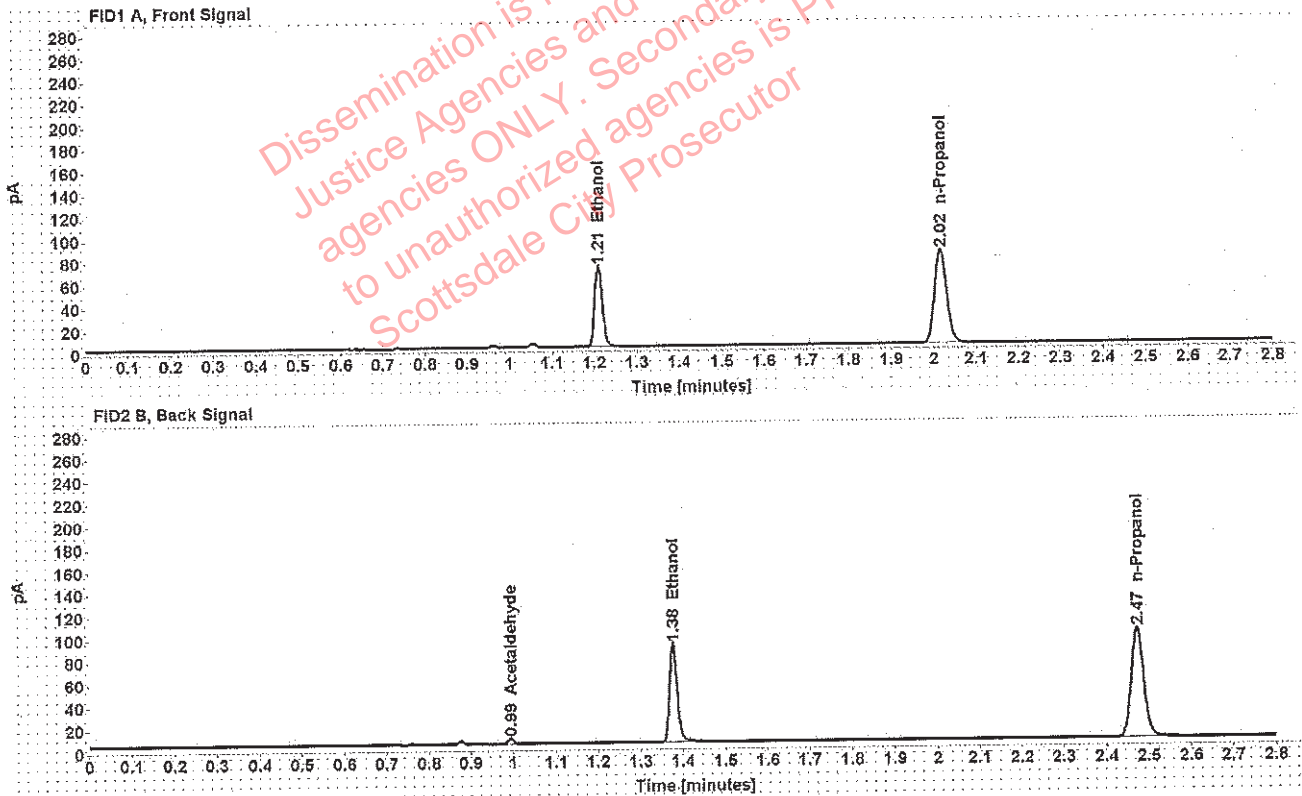


Table 1: FID 1 A (column DB-ALC1)

Compound	Amount (g/100mL)	Time (min)	Peak Area
>Ethanol	0.1443	1.210	90.620
n-Propanol	-----	2.016	165.419

Table 2: FID 2 B (column DB-ALC2)

Compound	Time (min)	Peak Area
Acetaldehyde	0.994	4.433
Ethanol	1.376	111.459
n-Propanol	2.472	199.067

Adrian, William - (13-Feb-2019)

Case [redacted] User: wadrian 2/13/2019

Scottsdale Police Department Crime Lab Volatiles Analysis

Sample:	[redacted]	Item number:	327-01A
Injection date:	2/12/2019 6:38:32 PM	Vial:	13
Method:	ethanol quant.M	Sequence:	12Feb19
Instrument:	US14173023 CN14160045	Analyst:	Adrian
Data file:	C:\Chem32\1\Data\12Feb19\13.D		

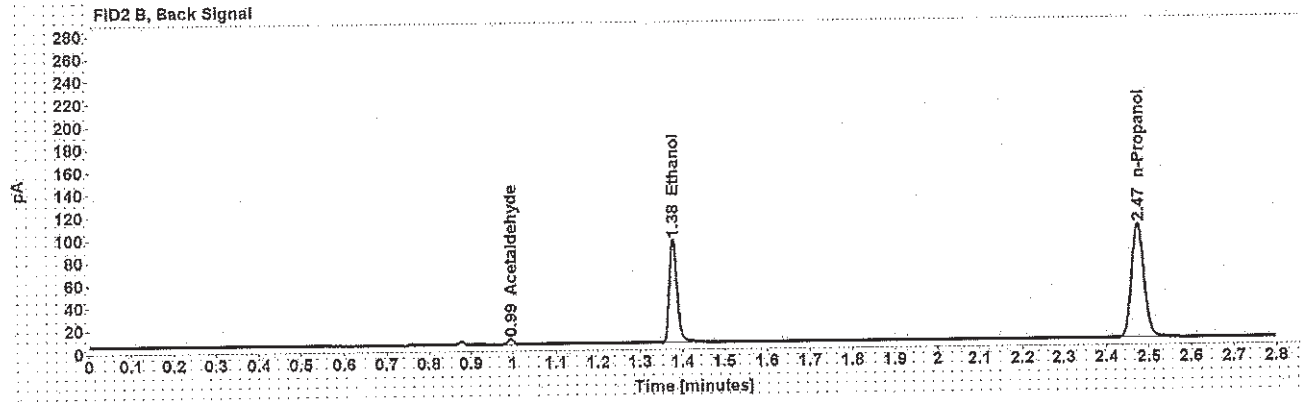
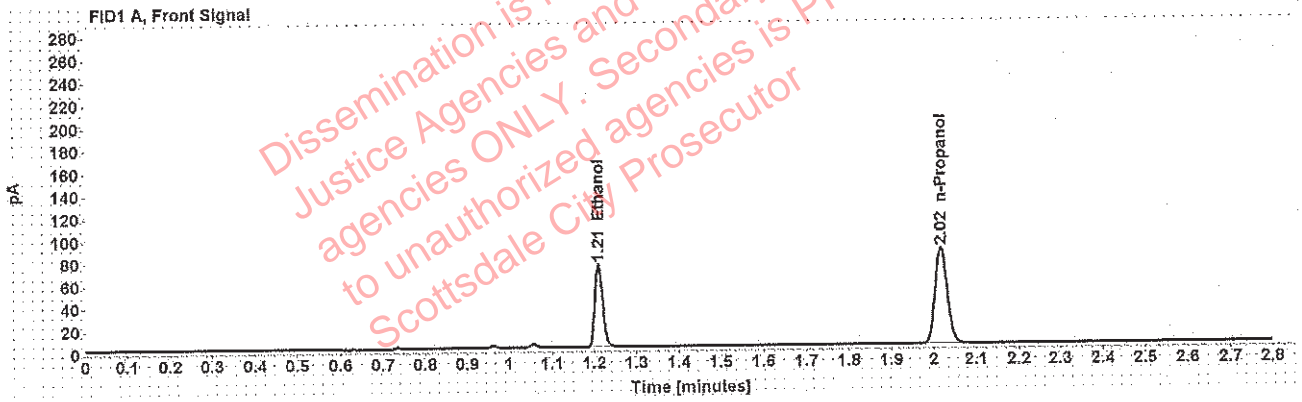


Table 1: FID 1 A (column DB-ALC1)

Compound	Amount (g/100mL)	Time (min)	Peak Area
>Ethanol	0.1451	1.210	94.678
n-Propanol	-----	2.017	171.816

Table 2: FID 2 B (column DB-ALC2)

Compound	Time (min)	Peak Area
Acetaldehyde	0.995	4.480
Ethanol	1.378	117.285
n-Propanol	2.474	207.207

Adrian, William - (13-Feb-2019)

Case: [REDACTED] User: wadrian 2/13/2019

Scottsdale Police Department Crime Lab Volatiles Analysis

Sample:	[REDACTED]	Item number:	72-01A
Injection date:	2/12/2019 6:42:32 PM	Vial:	14
Method:	ethanol quant.M	Sequence:	12Feb19
Instrument:	US14173023 CN14160045	Analyst:	Adrian
Data file:	C:\Chem32\1\Data\12Feb19\14.D		

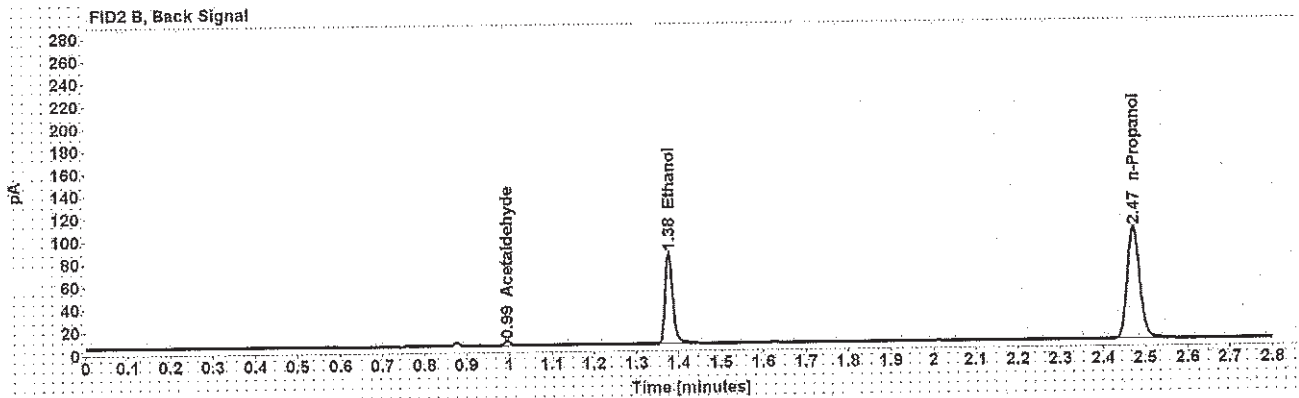
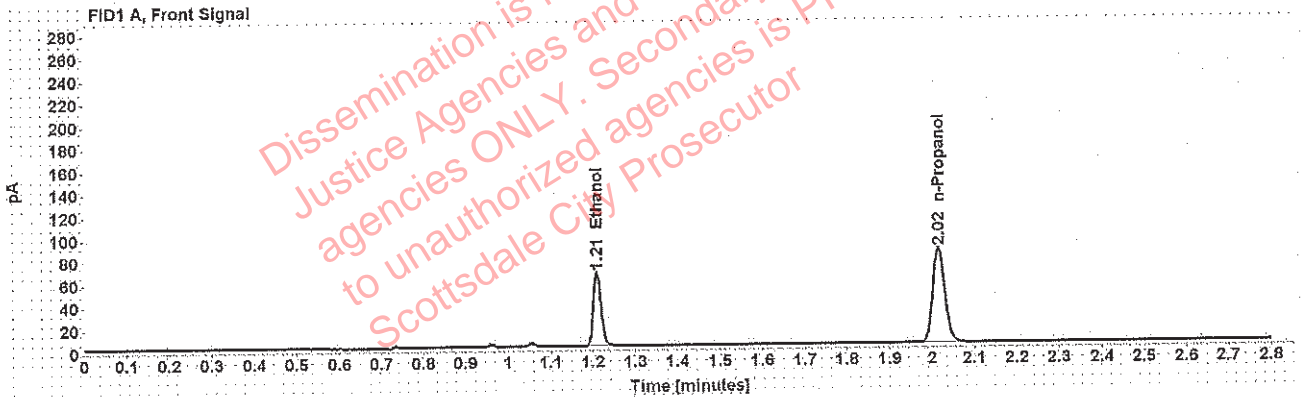


Table 1: FID 1 A (column DB-ALC1)

Compound	Amount (g/100mL)	Time (min)	Peak Area
>Ethanol	0.1307	1.210	83.239
n-Propanol	-----	2.016	167.850

Table 2: FID 2 B (column DB-ALC2)

Compound	Time (min)	Peak Area
Acetaldehyde	0.994	4.020
Ethanol	1.376	101.762
n-Propanol	2.472	203.415

Adrian, William - (13-Feb-2019)

Case: [REDACTED] User: wadrian 2/13/2019

Scottsdale Police Department Crime Lab Volatiles Analysis

Sample:	[REDACTED]	Item number:	72-01A
Injection date:	2/12/2019 6:46:32 PM	Vial:	15
Method:	ethanol quant.M	Sequence:	12Feb19
Instrument:	US14173023 CN14160045	Analyst:	Adrian
Data file:	C:\Chem32\1\Data\12Feb19\15.D		

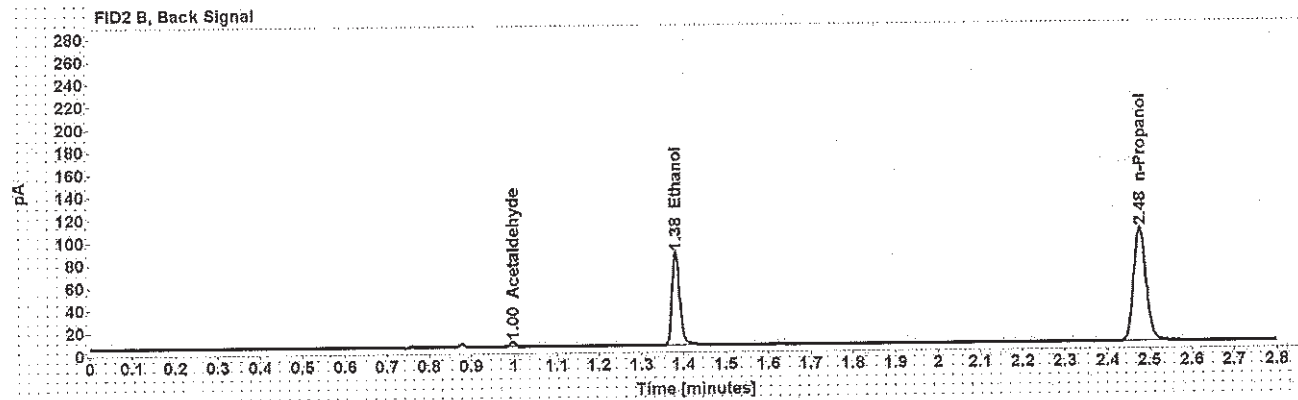
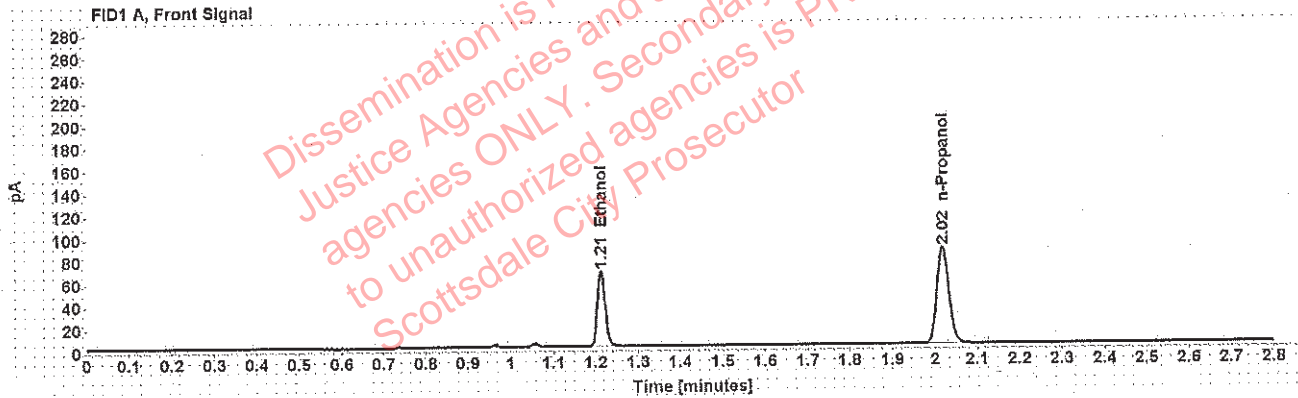


Table 1: FID 1 A (column DB-ALC1)

Compound	Amount (g/100mL)	Time (min)	Peak Area
>Ethanol	0.1330	1.213	86.362
n-Propanol	-----	2.019	171.149

Table 2: FID 2 B (column DB-ALC2)

Compound	Time (min)	Peak Area
Acetaldehyde	0.997	4.062
Ethanol	1.382	107.412
n-Propanol	2.477	207.097

Adrian, William - (13-Feb-2019)

Case: [REDACTED] User: wadrian 2/13/2019

Scottsdale Police Department Crime Lab Volatiles Analysis

Sample:	[REDACTED]	Item number:	135-01A
Injection date:	2/12/2019 6:50:32 PM	Vial:	16
Method:	ethanol quant.M	Sequence:	12Feb19
Instrument:	US14173023 CN14160045	Analyst:	Adrian
Data file:	C:\Chem32\1\Data\12Feb19\16.D		

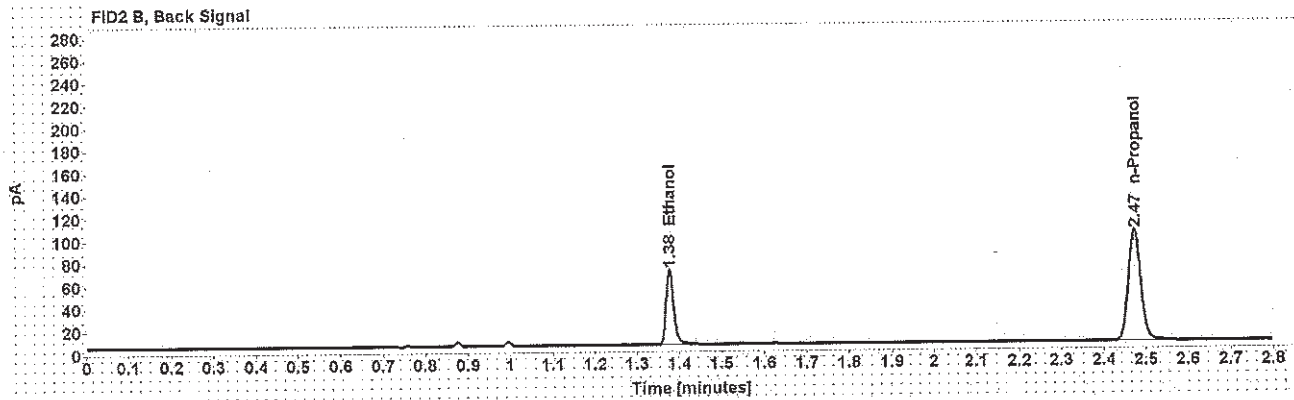
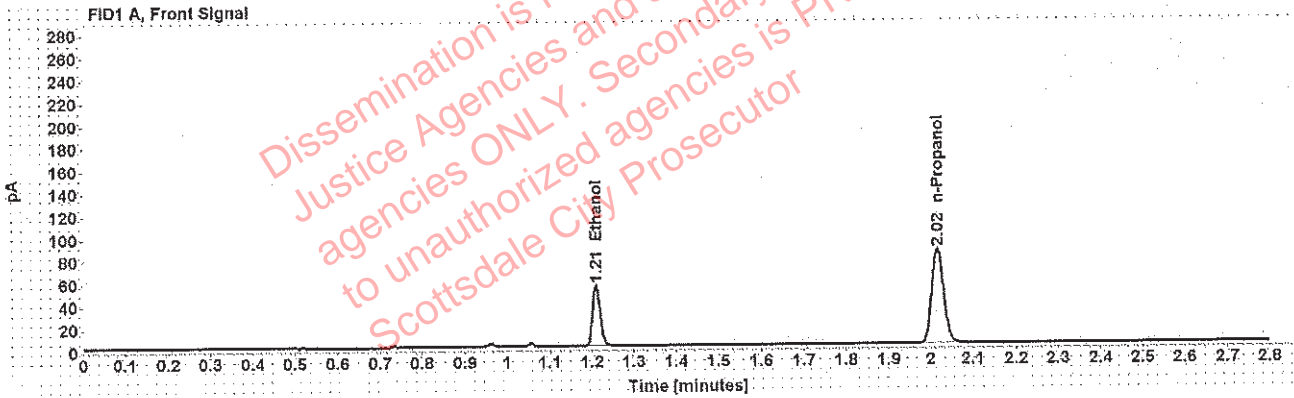


Table 1: FID 1 A (column DB-ALC1)

Compound	Amount (g/100mL)	Time (min)	Peak Area
>Ethanol	0.1084	1.210	68.849
n-Propanol	-----	2.016	167.783

Table 2: FID 2 B (column DB-ALC2)

Compound	Time (min)	Peak Area
Ethanol	1.377	84.318
n-Propanol	2.472	202.216

Adrian, William - (13-Feb-2019)

Case: [REDACTED] User: wadrian 2/13/2019

Scottsdale Police Department Crime Lab Volatiles Analysis

Sample:	[REDACTED]	Item number:	135-01A
Injection date:	2/12/2019 6:54:32 PM	Vial:	17
Method:	ethanol quant.M	Sequence:	12Feb19
Instrument:	US14173023 CN14160045	Analyst:	Adrian
Data file:	C:\Chem32\11\Data\12Feb19\17.D		

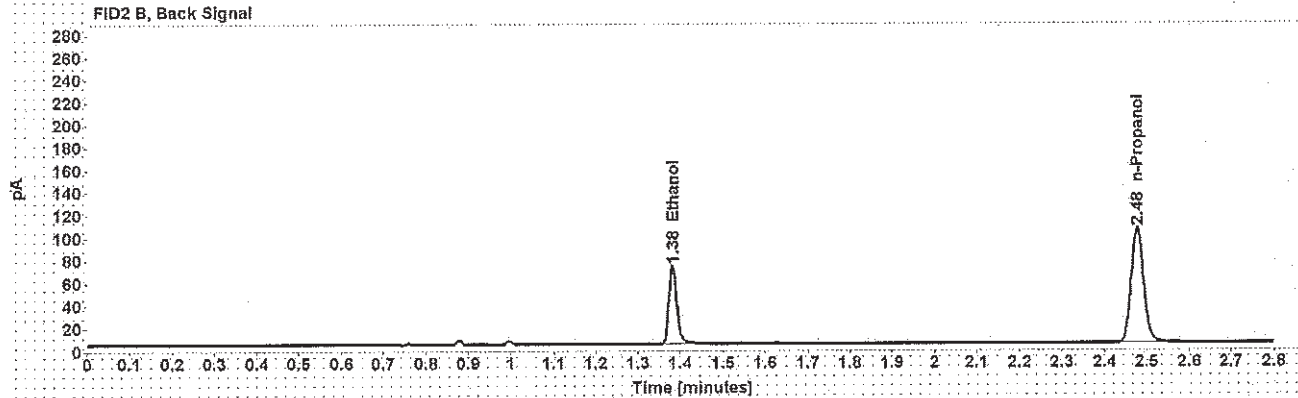
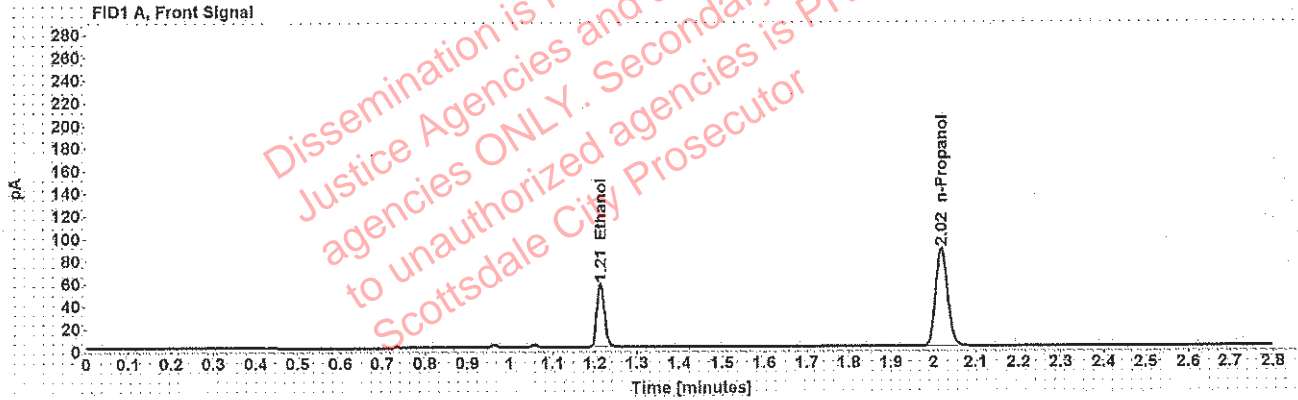


Table 1: FID 1 A (column DB-ALC1)

Compound	Amount (g/100mL)	Time (min)	Peak Area
>Ethanol	0.1110	1.213	72.826
n-Propanol	-----	2.019	173.193

Table 2: FID 2 B (column DB-ALC2)

Compound	Time (min)	Peak Area
Ethanol	1.382	89.416
n-Propanol	2.477	208.981

Scottsdale Police Department Crime Lab Volatiles Analysis

Sample:	[REDACTED]	Item number:	335-01A
Injection date:	2/12/2019 6:58:32 PM	Vial:	18
Method:	ethanol quant.M	Sequence:	12Feb19
Instrument:	US14173023 CN14160045	Analyst:	Adrian
Data file:	C:\Chem32\1\Data\12Feb19\18.D		

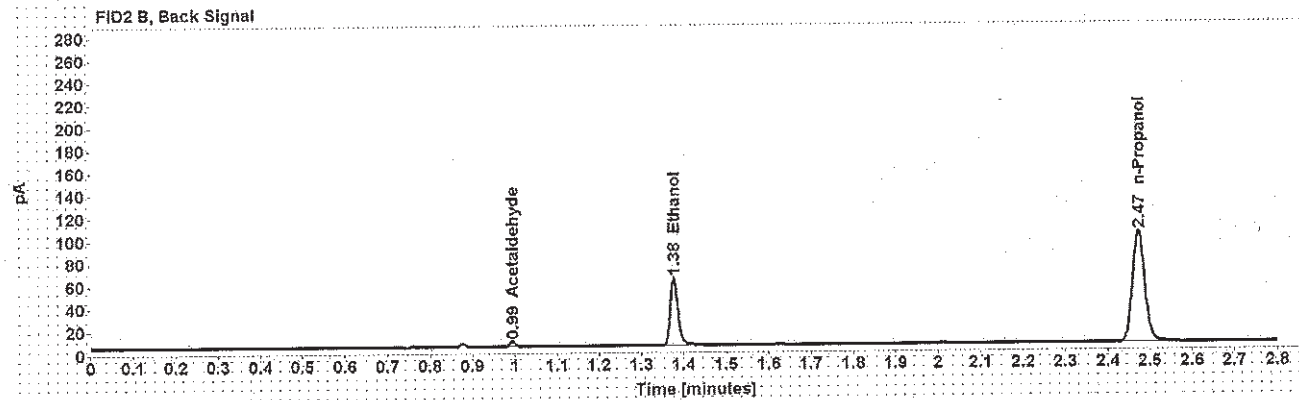
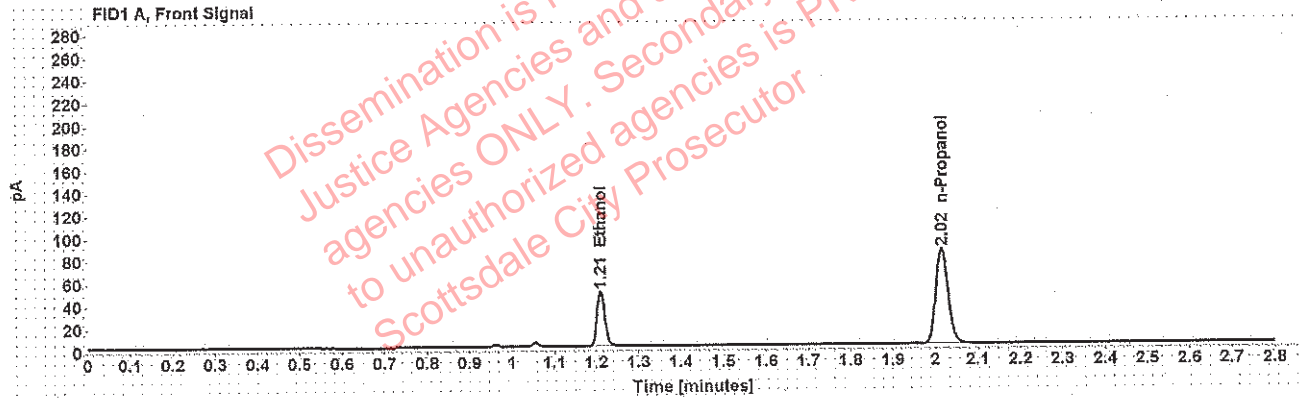


Table 1: FID 1 A (column DB-ALC1)

Compound	Amount (g/100mL)	Time (min)	Peak Area
>Ethanol	0.0984	1.210	62.296
n-Propanol	-----	2.016	167.312

Table 2: FID 2 B (column DB-ALC2)

Compound	Time (min)	Peak Area
Acetaldehyde	0.994	4.585
Ethanol	1.377	76.180
n-Propanol	2.472	202.116

Scottsdale Police Department Crime Lab Volatiles Analysis

Sample:	[REDACTED]	Item number:	335-01A
Injection date:	2/12/2019 7:02:47 PM	Vial:	19
Method:	ethanol quant.M	Sequence:	12Feb19
Instrument:	US14173023 CN14160045	Analyst:	Adrian
Data file:	C:\Chem32\1\Data\12Feb19\19.D		

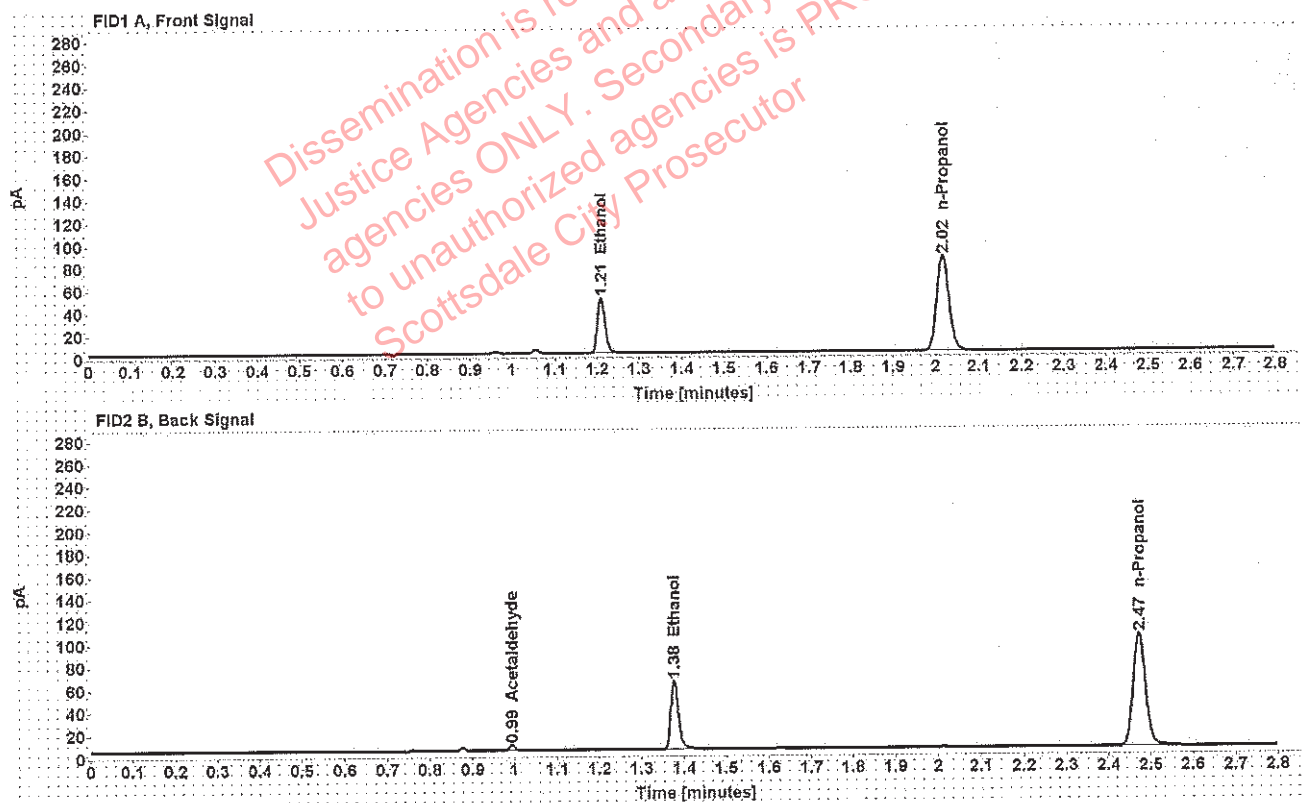


Table 1: FID 1 A (column DB-ALC1)

Compound	Amount (g/100mL)	Time (min)	Peak Area
>Ethanol	0.0985	1.210	63.033
n-Propanol	-----	2.016	169.100

Table 2: FID 2 B (column DB-ALC2)

Compound	Time (min)	Peak Area
Acetaldehyde	0.994	4.444
Ethanol	1.377	77.105
n-Propanol	2.472	204.512

Case: [REDACTED] : Adrian, William - (13-Feb-2019)

User: wadrian 2/13/2019

Scottsdale Police Department Crime Lab Volatiles Analysis

Sample:	[REDACTED]	Item number:	135-01A
Injection date:	2/12/2019 7:10:48 PM	Vial:	21
Method:	ethanol quant.M	Sequence:	12Feb19
Instrument:	US14173023 CN14160045	Analyst:	Adrian
Data file:	C:\Chem32\1\Data\12Feb19\21.D		

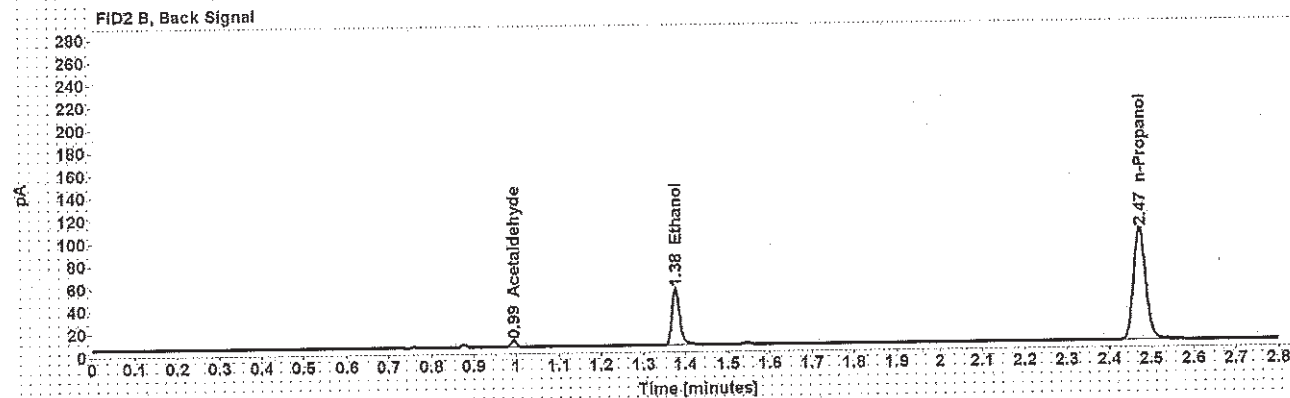
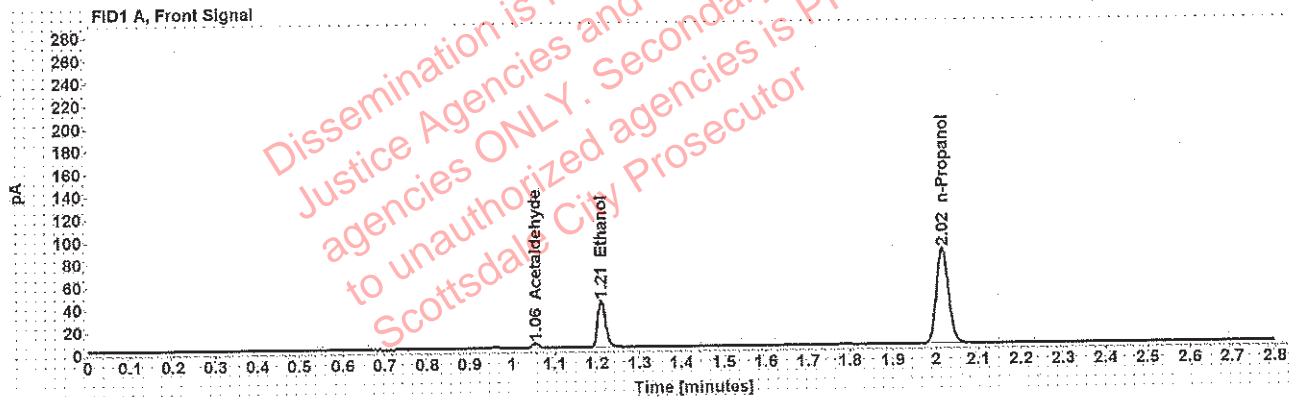


Table 1: FID 1 A (column DB-ALC1)

Compound	Amount (g/100mL)	Time (min)	Peak Area
Acetaldehyde	-----	1.055	4.254
>Ethanol	0.0819	1.210	52.366
n-Propanol	-----	2.016	169.439

Table 2: FID 2 B (column DB-ALC2)

Compound	Time (min)	Peak Area
Acetaldehyde	0.994	5.579
Ethanol	1.377	63.882
n-Propanol	2.472	204.593

Scottsdale Police Department Crime Lab Volatiles Analysis

Sample:	[REDACTED]	Item number:	135-01A
Injection date:	2/12/2019 7:14:47 PM	Vial:	22
Method:	ethanol quant.M	Sequence:	12Feb19
Instrument:	US14173023 CN14160045	Analyst:	Adrian
Data file:	C:\Chem3211\Data\12Feb19\22.D		

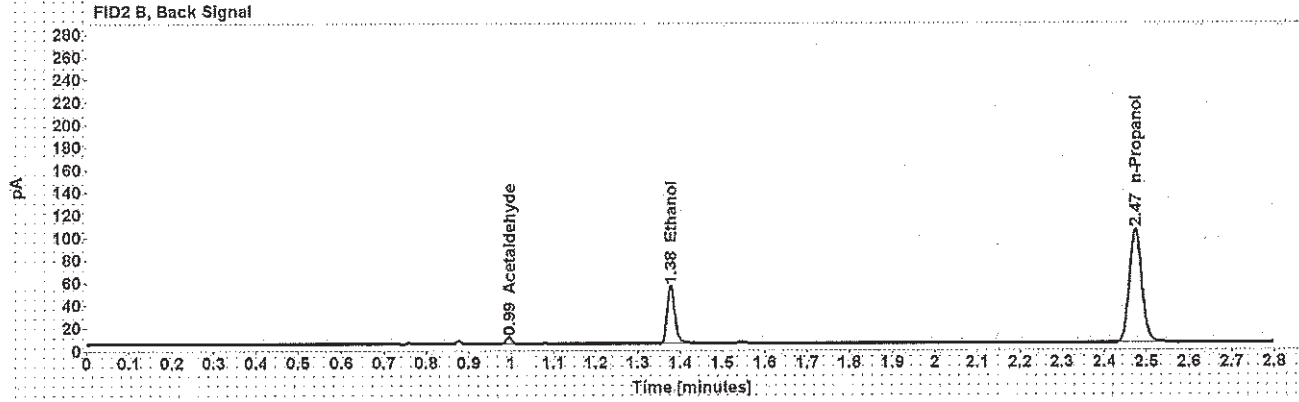
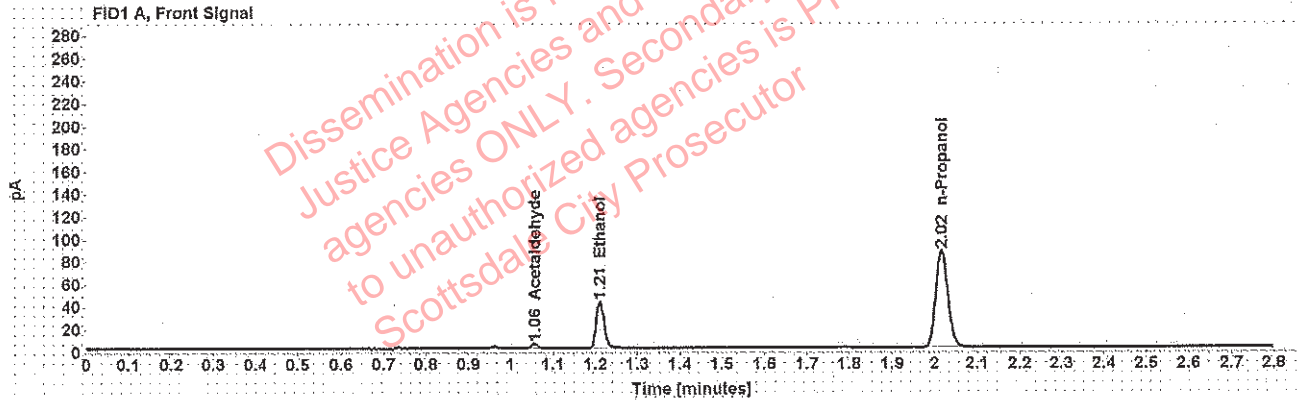


Table 1: FID 1 A (column DB-ALC1)

Compound	Amount (g/100mL)	Time (min)	Peak Area
Acetaldehyde	-----	1.056	4.155
>Ethanol	0.0822	1.211	53.183
n-Propanol	-----	2.016	171.366

Table 2: FID 2 B (column DB-ALC2)

Compound	Time (min)	Peak Area
Acetaldehyde	0.995	5.445
Ethanol	1.378	64.793
n-Propanol	2.473	206.871

Adrian, William - (13-Feb-2019)

Case: [REDACTED] User: wadrian 2/13/2019

Scottsdale Police Department Crime Lab Volatiles Analysis

Sample:	[REDACTED]	Item number:	135-01A
Injection date:	2/12/2019 7:18:48 PM	Vial:	23
Method:	ethanol quant.M	Sequence:	12Feb19
Instrument:	US14173023 CN14160045	Analyst:	Adrian
Data file:	C:\Chem32\1\Data\12Feb19\23.D		

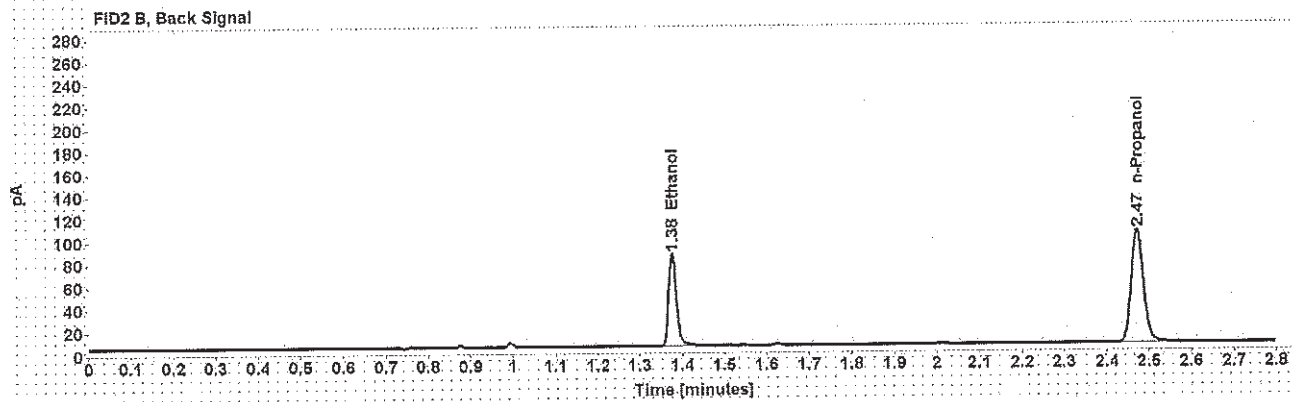
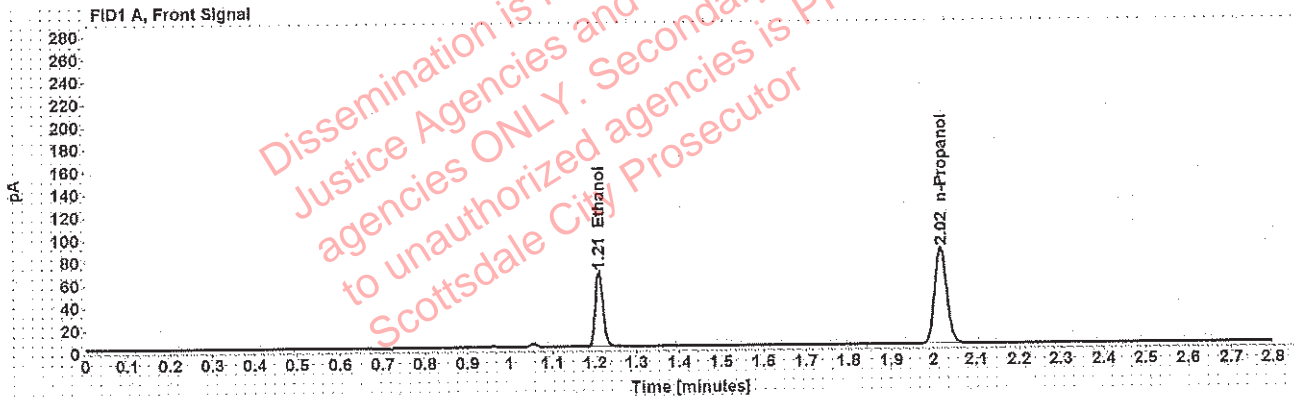


Table 1: FID 1 A (column DB-ALC1)

Compound	Amount (g/100mL)	Time (min)	Peak Area
>Ethanol	0.1316	1.210	84.615
n-Propanol	-----	2.016	169.552

Table 2: FID 2 B (column DB-ALC2)

Compound	Time (min)	Peak Area
Ethanol	1.376	106.059
n-Propanol	2.472	205.540

Scottsdale Police Department Crime Lab Volatiles Analysis

Sample:	[REDACTED]	Item number:	135-01A
Injection date:	2/12/2019 7:22:47 PM	Vial:	24
Method:	ethanol quant.M	Sequence:	12Feb19
Instrument:	US14173023 CN14160045	Analyst:	Adrian
Data file:	C:\Chem32\1\1\Data\12Feb19\24.D		

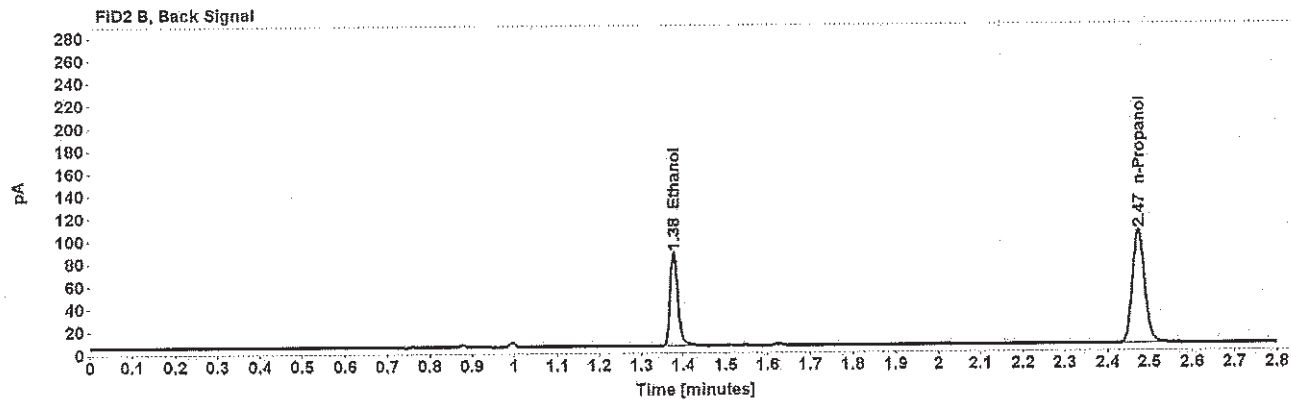
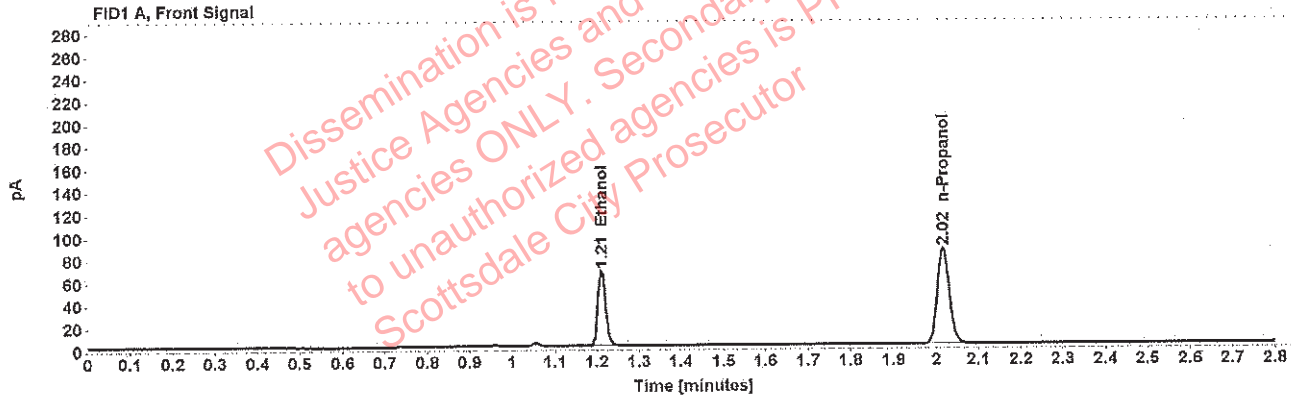


Table 1: FID 1 A (column DB-ALC1)

Compound	Amount (g/100mL)	Time (min)	Peak Area
>Ethanol	0.1331	1.211	85.682
n-Propanol	-----	2.017	169.640

Table 2: FID 2 B (column DB-ALC2)

Compound	Time (min)	Peak Area
Ethanol	1.378	105.289
n-Propanol	2.474	205.607

Scottsdale Police Department Crime Lab Volatiles Analysis

Sample:	[REDACTED]	Item number:	347-01A
Injection date:	2/12/2019 7:27:02 PM	Vial:	25
Method:	ethanol quant.M	Sequence:	12Feb19
Instrument:	US14173023 CN14160045	Analyst:	Adrian
Data file:	C:\Chem32\1\Data\12Feb19\25.D		

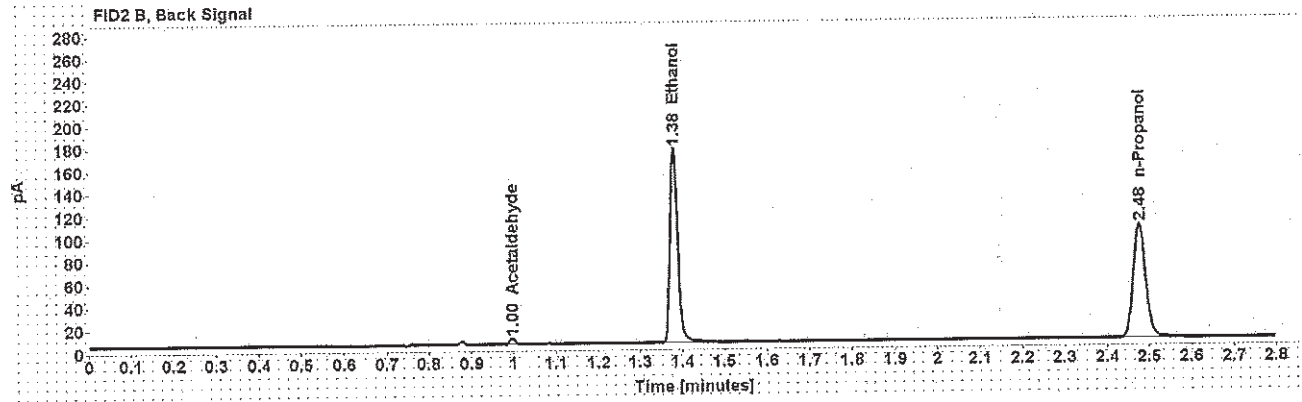
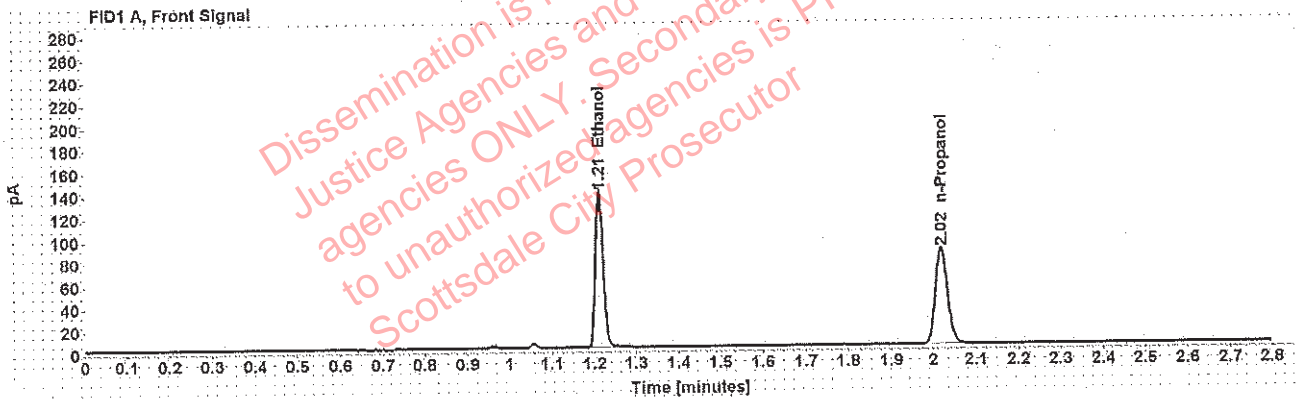


Table 1: FID 1 A (column DB-ALC1)

Compound	Amount (g/100mL)	Time (min)	Peak Area
>Ethanol	0.2745	1.212	178.573
n-Propanol	-----	2.019	170.744

Table 2: FID 2 B (column DB-ALC2)

Compound	Time (min)	Peak Area
Acetaldehyde	0.996	4.866
Ethanol	1.381	219.876
n-Propanol	2.476	206.691

Adrian, William - (13-Feb-2019)

Case: [REDACTED] User: wadrian 2/13/2019

Scottsdale Police Department Crime Lab Volatiles Analysis

Sample:	[REDACTED]	Item number:	347-01A
Injection date:	2/12/2019 7:31:03 PM	Vial:	26
Method:	ethanol quant.M	Sequence:	12Feb19
Instrument:	US14173023 CN14160045	Analyst:	Adrian
Data file:	C:\Chem32\1\Data\12Feb19\26.D		

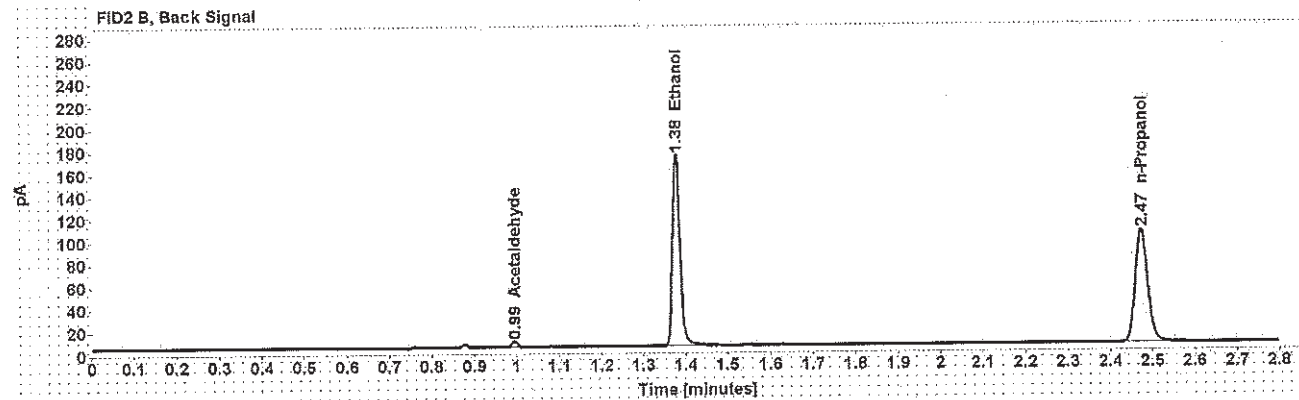
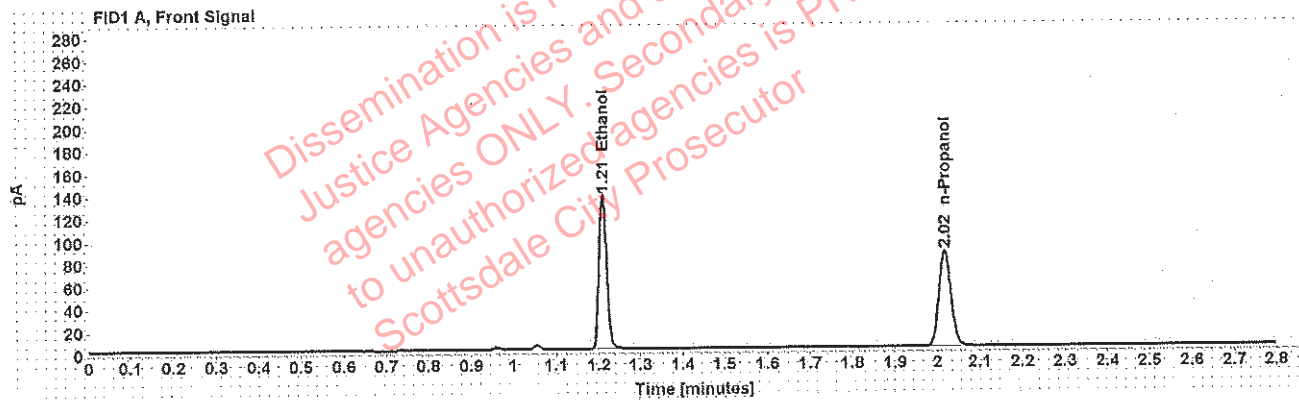


Table 1: FID 1 A (column DB-ALC1)

Compound	Amount (g/100mL)	Time (min)	Peak Area
>Ethanol	0.2698	1.210	174.688
n-Propanol	-----	2.017	169.996

Table 2: FID 2 B (column DB-ALC2)

Compound	Time (min)	Peak Area
Acetaldehyde	0.995	4.874
Ethanol	1.377	215.493
n-Propanol	2.473	205.777

Adrian, William - (13-Feb-2019)

Case: [REDACTED] User: wadrian 2/13/2019

Scottsdale Police Department Crime Lab Volatiles Analysis

Sample:	[REDACTED]	Item number:	1250051
Injection date:	2/12/2019 7:35:02 PM	Vial:	27
Method:	ethanol quant.M	Sequence:	12Feb19
Instrument:	US14173023 CN14160045	Analyst:	Adrian
Data file:	C:\Chem32\1\Data\12Feb19\27.D		

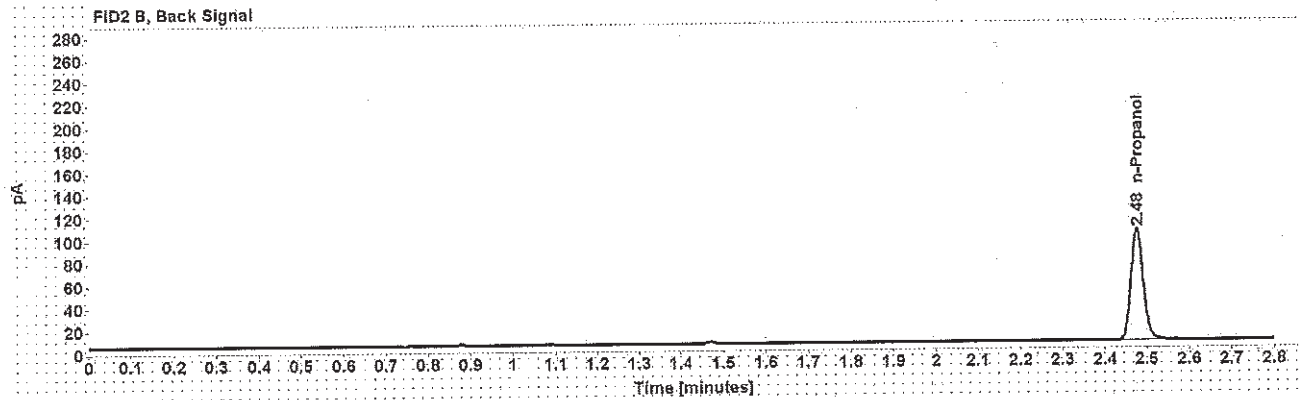
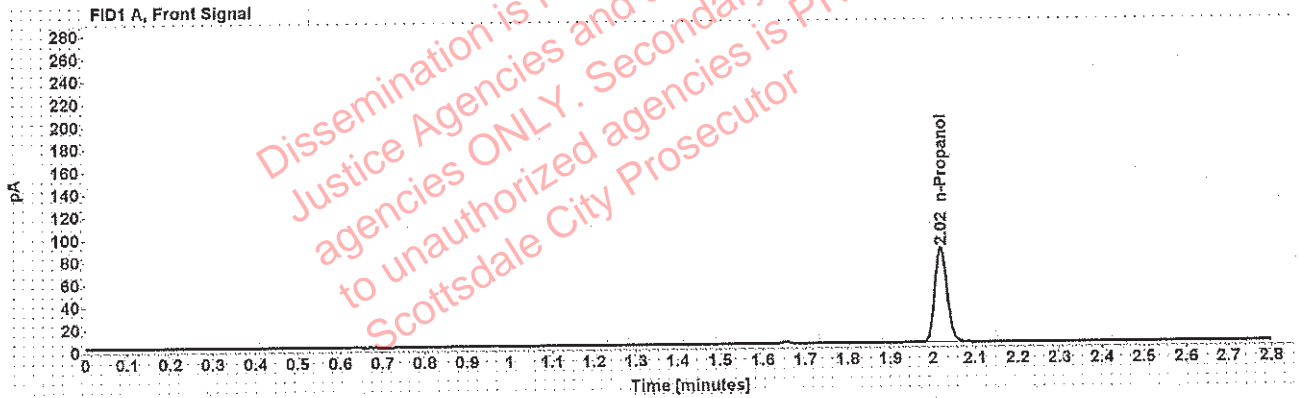


Table 1: FID 1 A (column DB-ALC1)

Compound	Amount (g/100mL)	Time (min)	Peak Area
n-Propanol	-----	2.019	169.449

Table 2: FID 2 B (column DB-ALC2)

Compound	Time (min)	Peak Area
n-Propanol	2.476	204.822

Scottsdale Police Department Crime Lab Volatiles Analysis

Sample:	[REDACTED]	Item number:	1250051
Injection date:	2/12/2019 7:39:01 PM	Vial:	28
Method:	ethanol quant.M	Sequence:	12Feb19
Instrument:	US14173023 CN14160045	Analyst:	Adrian
Data file:	C:\Chem32\1\Data\12Feb19\28.D		

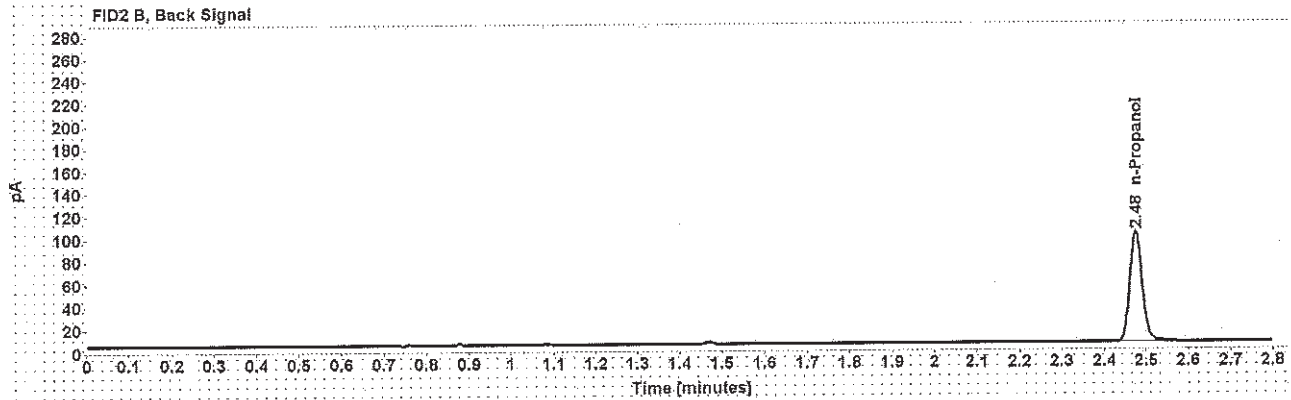
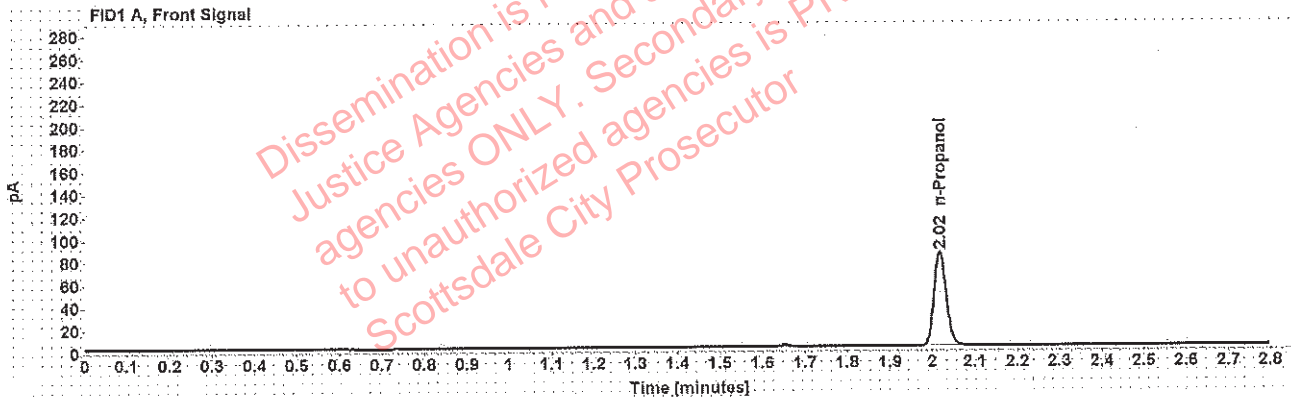


Table 1: FID 1 A (column DB-ALC1)

Compound	Amount (g/100mL)	Time (min)	Peak Area
n-Propanol	-----	2.018	166.814

Table 2: FID 2 B (column DB-ALC2)

Compound	Time (min)	Peak Area
n-Propanol	2.475	201.198

Scottsdale Police Department Crime Lab Volatiles Analysis

Blank 121118 WA B1570

Sample:	[REDACTED]	2/19/19	Item number:	310-01
Injection date:	2/12/2019 7:43:02 PM		Vial:	29
Method:	ethanol quant.M		Sequence:	12Feb19
Instrument:	US14173023 CN14160045		Analyst:	Adrian
Data file:	C:\Chem3211\Data\12Feb19\29.D			

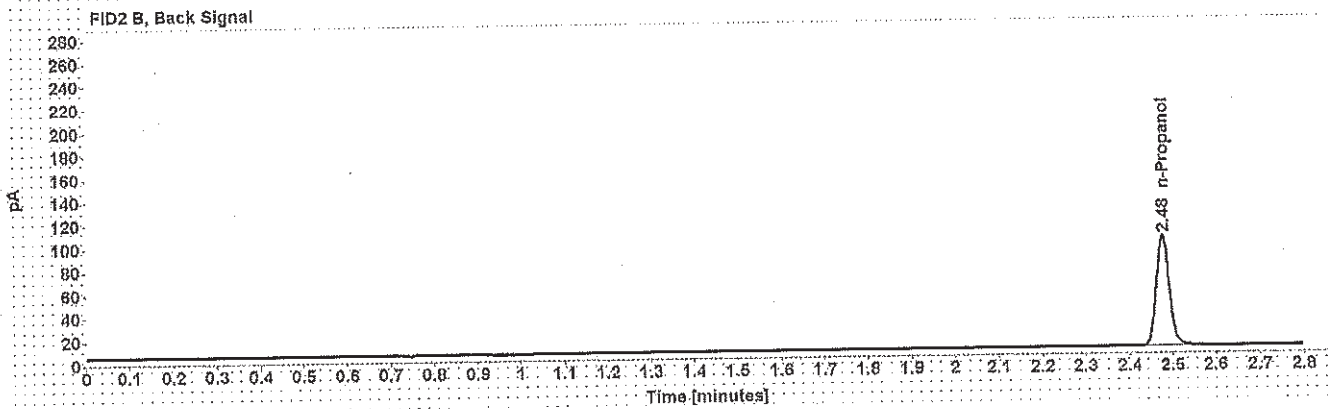
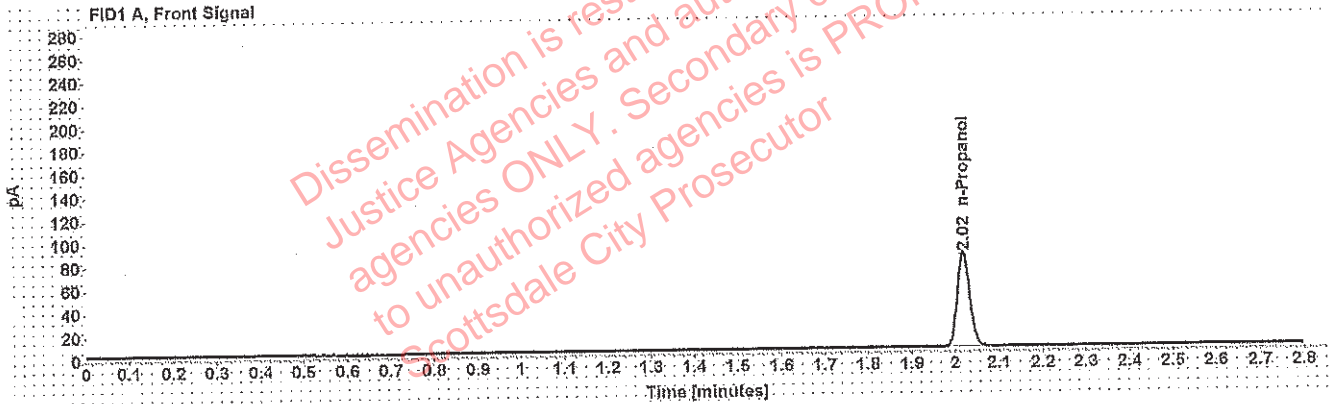


Table 1: FID 1 A (column DB-ALC1)

Compound	Amount (g/100mL)	Time (min)	Peak Area
n-Propanol	-----	2.019	162.769

Table 2: FID 2 B (column DB-ALC2)

Compound	Time (min)	Peak Area
n-Propanol	2.476	196.256

Scottsdale Police Department Crime Lab Volatiles Analysis

Blank 121118

Sample:	WA81570	Item number:	30
Injection date:	2/12/2019 7:47:02 PM 2/19/19	Vial:	30
Method:	ethanol quant.M	Sequence:	12Feb19
Instrument:	US14173023 CN14160045	Analyst:	Adrian
Data file:	C:\Chem32\1\Data\12Feb19\30.D		

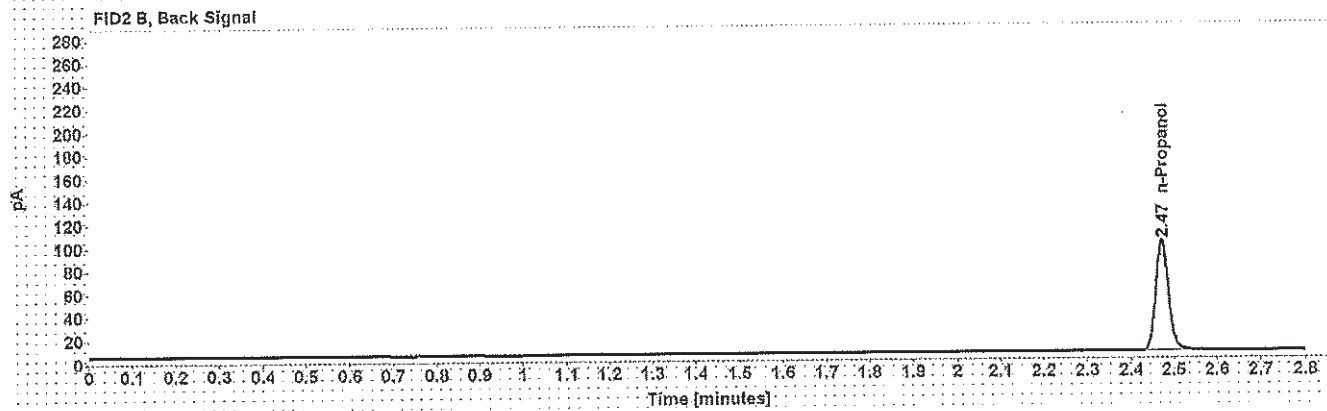
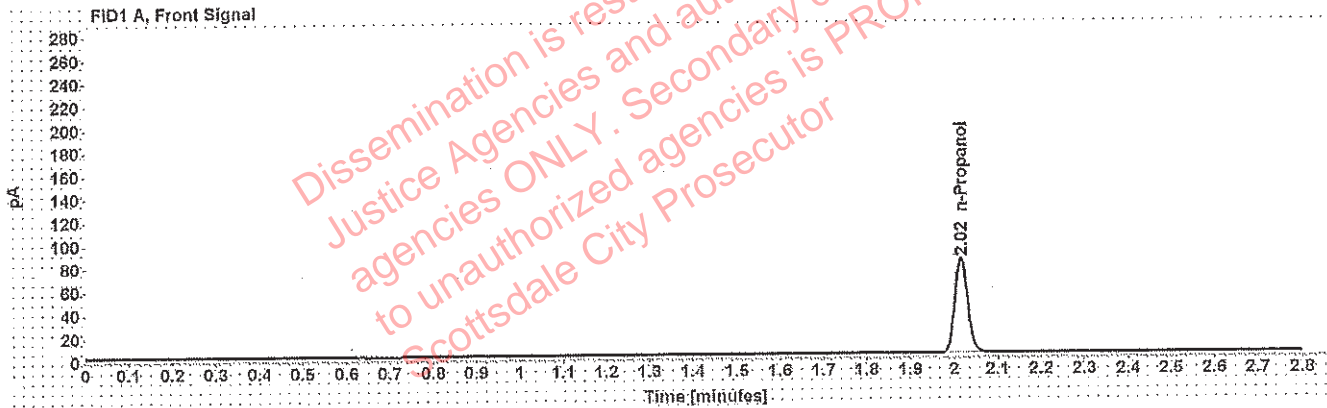


Table 1: FID 1 A (column DB-ALC1)

Compound	Amount (g/100mL)	Time (min)	Peak Area
n-Propanol	-----	2.016	163.318

Table 2: FID 2 B (column DB-ALC2)

Compound	Time (min)	Peak Area
n-Propanol	2.472	196.926

Scottsdale Police Department Crime Lab Volatiles Analysis

Blank 121118

Sample:	[REDACTED]	AB1570	Item number:
Injection date:	2/12/2019 7:51:17 PM	2/19/19	Vial: 31
Method:	ethanol quant.M		Sequence: 12Feb19
Instrument:	US14173023 CN14160045		Analyst: Adrian
Data file:	C:\Chem32\11\Data\12Feb19\31.D		

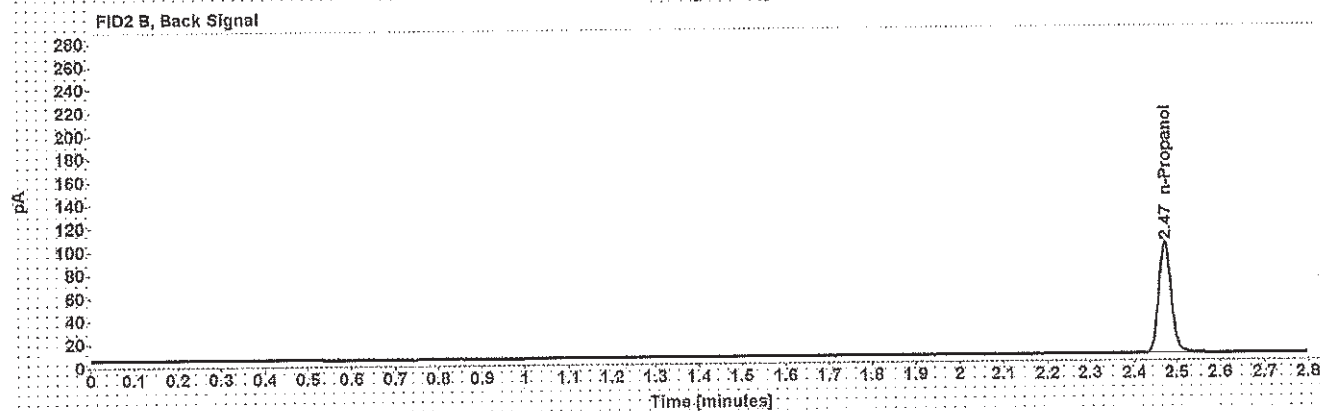
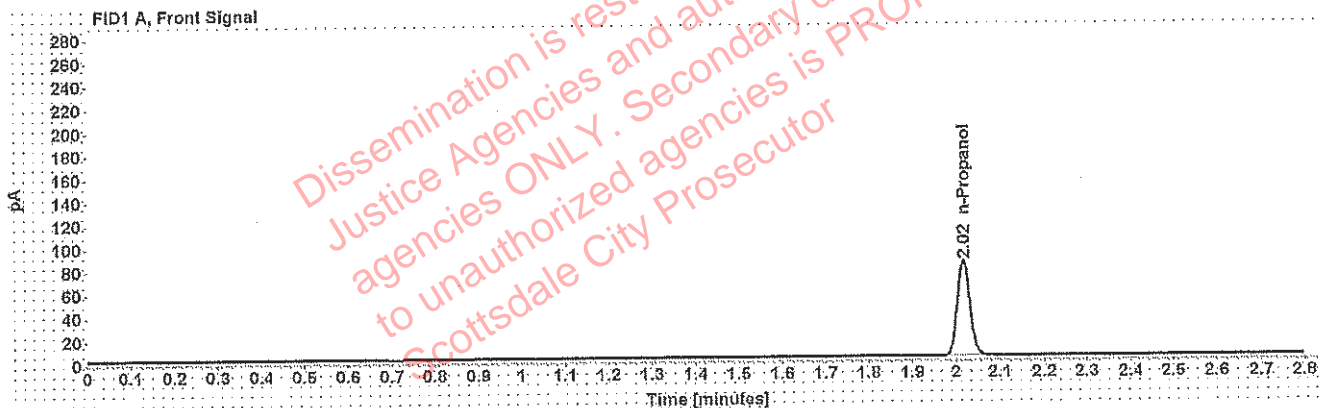


Table 1: FID 1 A (column DB-ALC1)

Compound	Amount (g/100mL)	Time (min)	Peak Area
n-Propanol	-----	2.016	163.725

Table 2: FID 2 B (column DB-ALC2)

Compound	Time (min)	Peak Area
n-Propanol	2.472	197.348

Scottsdale Police Department Crime Lab Volatiles Analysis

Blank 121118

Sample:	[REDACTED]	Item number:	310-01
Injection date:	2/12/2019 7:55:18 PM	Vial:	32
Method:	ethanol quant.M	Sequence:	12Feb19
Instrument:	US14173023 CN14160045	Analyst:	Adrian
Data file:	C:\Chem32\1\Data\12Feb19\32.D		

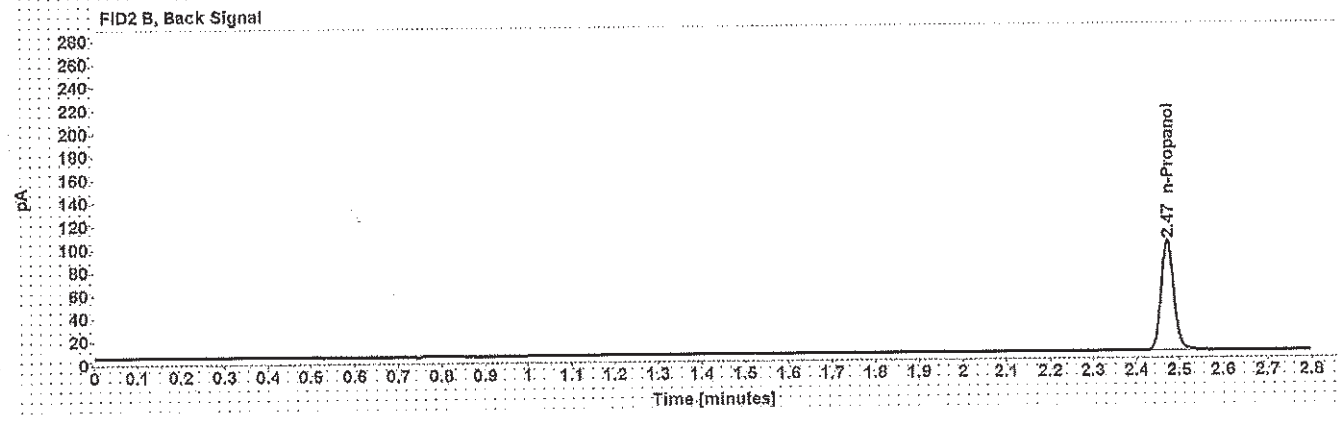
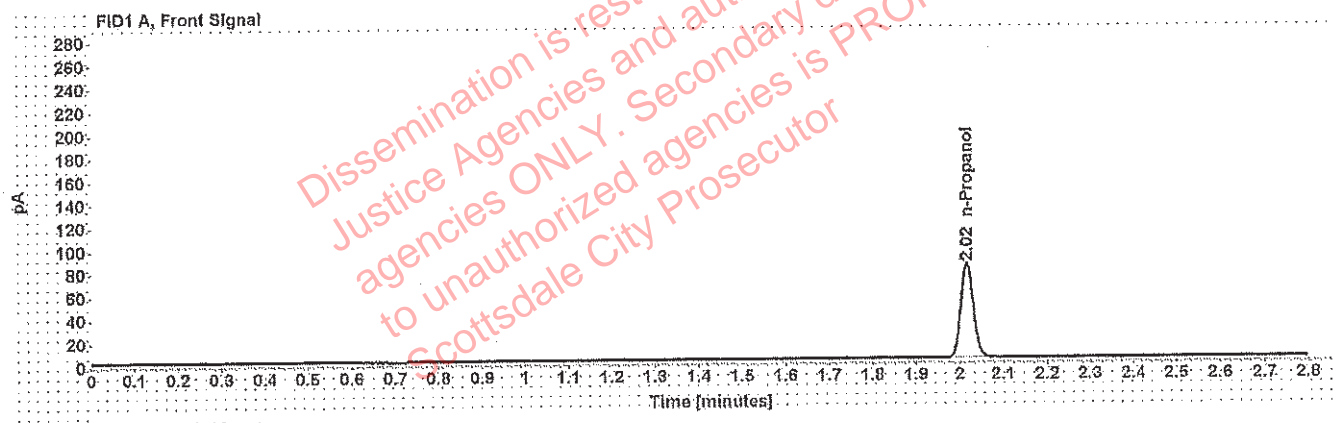


Table 1: FID 1 A (column DB-ALC1)

Compound	Amount (g/100mL)	Time (min)	Peak Area
n-Propanol	-----	2.016	163.403

Table 2: FID 2 B (column DB-ALC2)

Compound	Time (min)	Peak Area
n-Propanol	2.472	196.921

Scottsdale Police Department Crime Lab Volatiles Analysis

Blank 12118

Sample: XXXXXXXXXX	Item number:
Injection date: 2/12/2019 7:59:17 PM	Vial: 33
Method: ethanol quant.M	Sequence: 12Feb19
Instrument: US14173023 CN14160045	Analyst: Adrian
Data file: C:\Chem32\1\Data\12Feb19\33.D	

Dissemination is restricted to Criminal Justice Agencies and authorized agencies ONLY. Secondary dissemination to unauthorized agencies is PROHIBITED. Scottsdale City Prosecutor

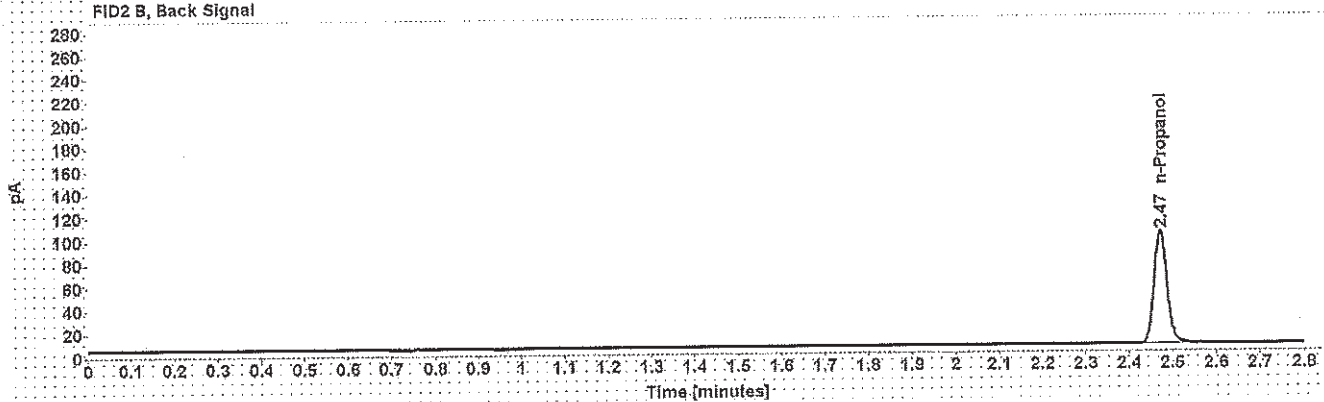
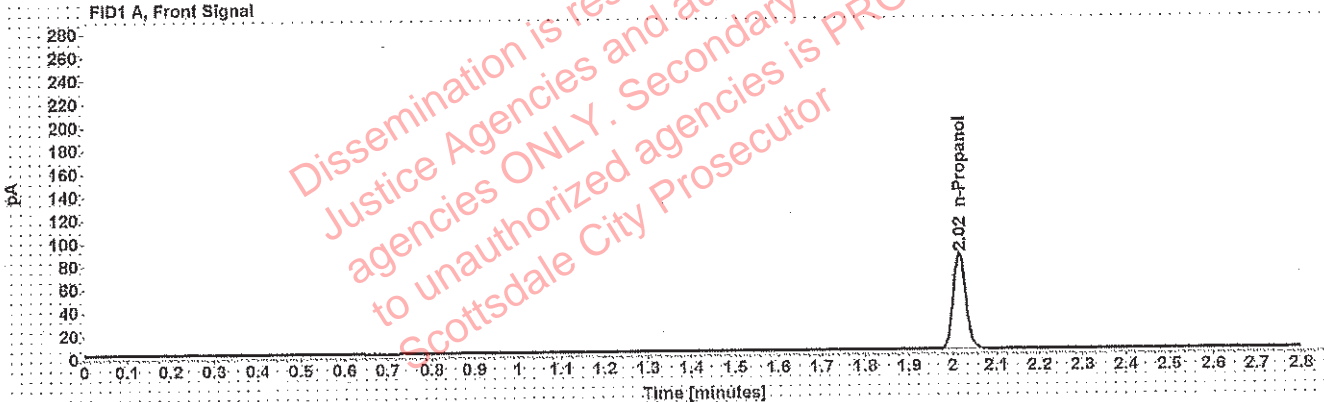


Table 1: FID 1 A (column DB-ALC1)

Compound	Amount (g/100mL)	Time (min)	Peak Area
n-Propanol	-----	2.016	166.107

Table 2: FID 2 B (column DB-ALC2)

Compound	Time (min)	Peak Area
n-Propanol	2.472	200.320

Scottsdale Police Department Crime Lab Volatiles Analysis

Blank 121118

Sample:	[REDACTED]	WAB1570	Item number:
Injection date:	2/12/2019 8:03:17 PM	2/19/19	Vial: 34
Method:	ethanol quant.M		Sequence: 12Feb19
Instrument:	US14173023 CN14160045		Analyst: Adrian
Data file:	C:\Chem321\Data\12Feb19\34.D		

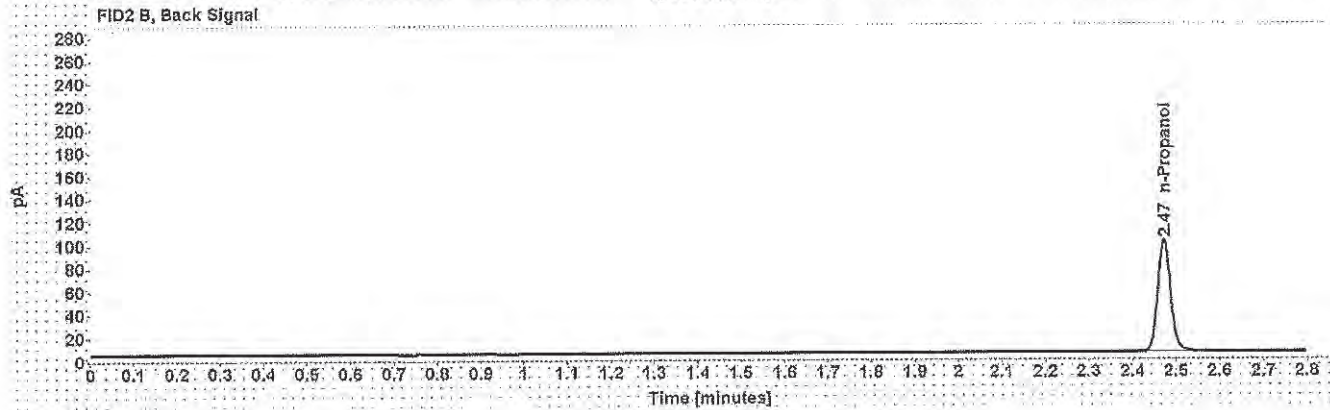
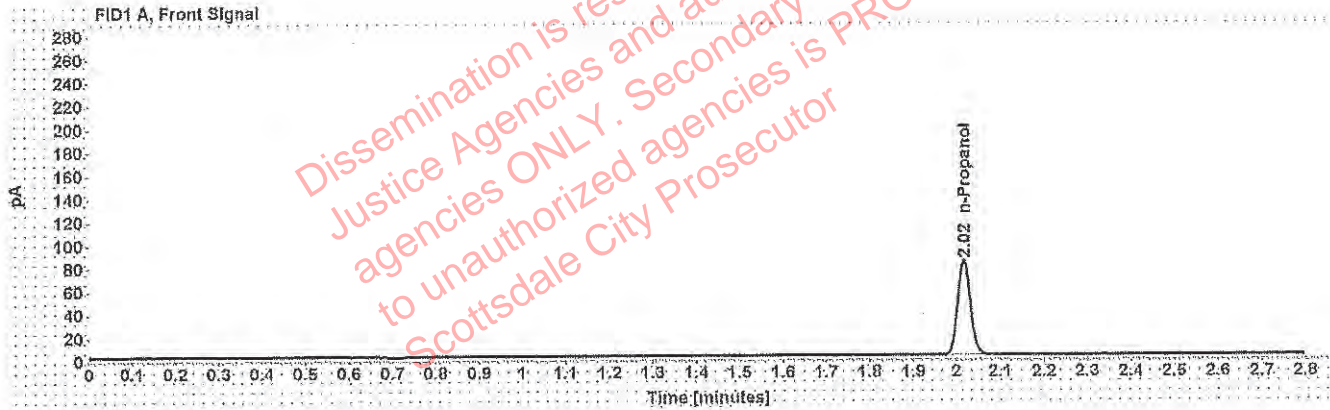


Table 1: FID 1 A (column DB-ALC1)

Compound	Amount (g/100mL)	Time (min)	Peak Area
n-Propanol	-----	2.016	164.392

Table 2: FID 2 B (column DB-ALC2)

Compound	Time (min)	Peak Area
n-Propanol	2.472	198.142

Adrian, William - (13-Feb-2019)

Case: [REDACTED] User: wadrian 2/13/2019

Scottsdale Police Department Crime Lab Volatiles Analysis

Sample:	[REDACTED]	Item number:	1195089
Injection date:	2/12/2019 8:11:18 PM	Vial:	36
Method:	ethanol quant.M	Sequence:	12Feb19
Instrument:	US14173023 CN14160045	Analyst:	Adrian
Data file:	C:\Chem32\11\Data\12Feb19\36.D		

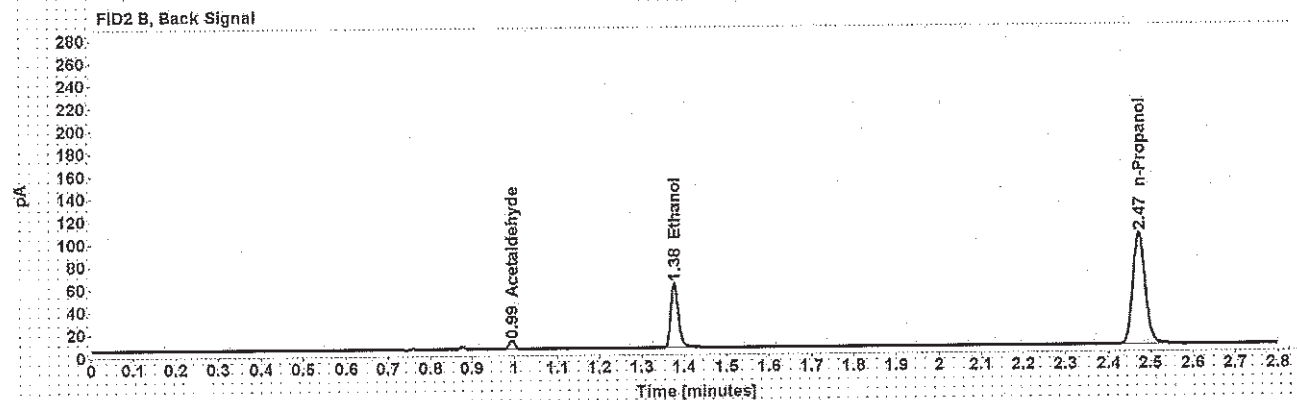
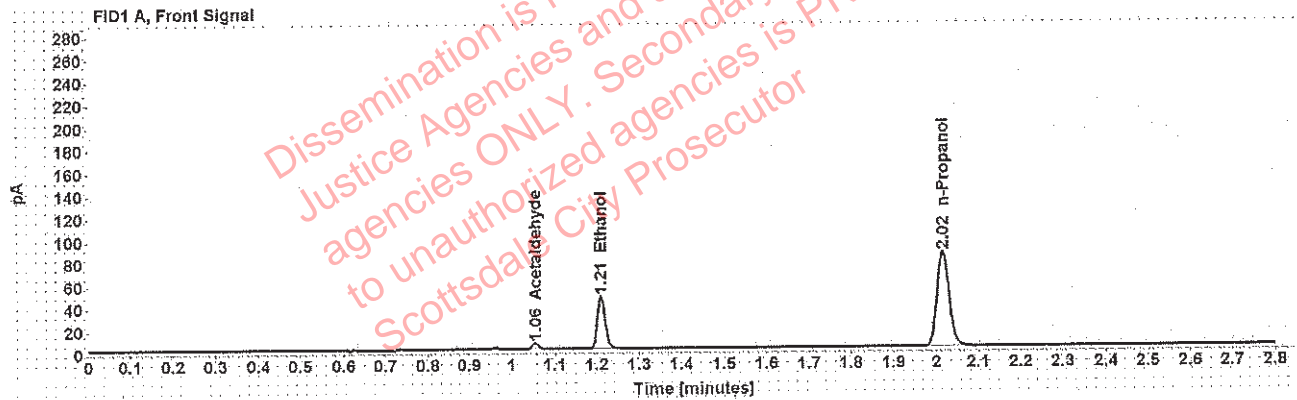


Table 1: FID 1 A (column DB-ALC1)

Compound	Amount (g/100mL)	Time (min)	Peak Area
Acetaldehyde	-----	1.055	5,513
>Ethanol	0.0931	1.210	59,281
n-Propanol	-----	2.016	168,368

Table 2: FID 2 B (column DB-ALC2)

Compound	Time (min)	Peak Area
Acetaldehyde	0.994	7,235
Ethanol	1.377	72,508
n-Propanol	2.472	203,564

Case: [REDACTED] : Adrian, William - (13-Feb-2019)

User: wadrian 2/13/2019

Scottsdale Police Department Crime Lab Volatiles Analysis

Sample:	[REDACTED]	Item number:	1195089
Injection date:	2/12/2019 8:15:33 PM	Vial:	37
Method:	ethanol quant.M	Sequence:	12Feb19
Instrument:	US14173023 CN14160045	Analyst:	Adrian
Data file:	C:\Chem32\11\Data\12Feb19\37.D		

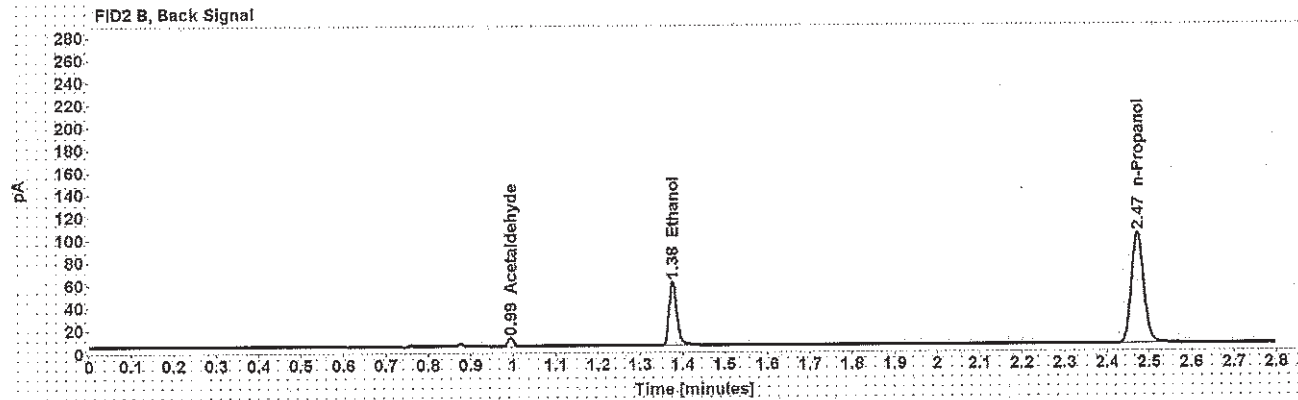
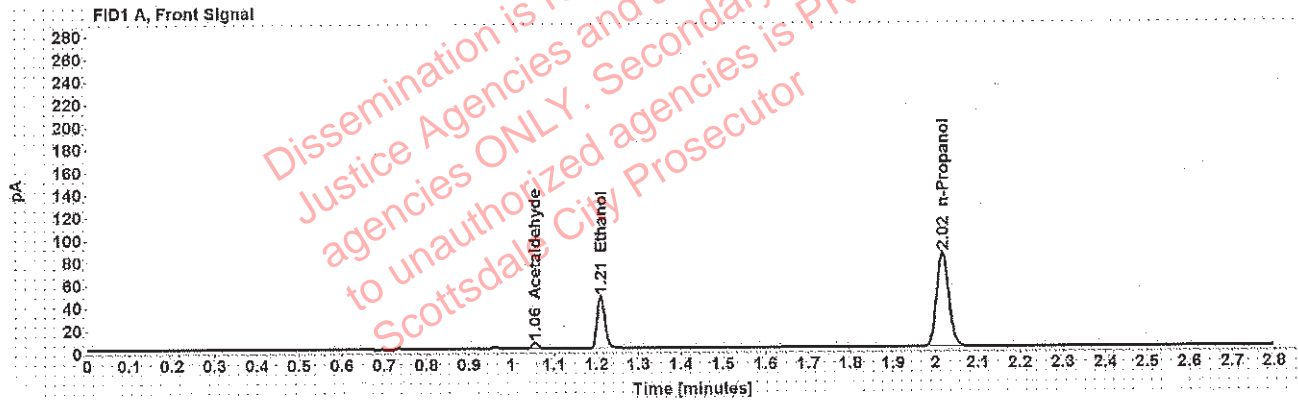


Table 1: FID 1 A (column DB-ALC1)

Compound	Amount (g/100mL)	Time (min)	Peak Area
Acetaldehyde	-----	1.055	5.422
>Ethanol	0.0929	1.210	58.558
n-Propanol	-----	2.016	166.639

Table 2: FID 2 B (column DB-ALC2)

Compound	Time (min)	Peak Area
Acetaldehyde	0.994	7.143
Ethanol	1.377	71.576
n-Propanol	2.472	201.315

Scottsdale Police Department Crime Lab Volatiles Analysis

Sample:	[REDACTED]	Item number:	1255172
Injection date:	2/12/2019 8:19:32 PM	Vial:	38
Method:	ethanol quant.M	Sequence:	12Feb19
Instrument:	US14173023 CN14160045	Analyst:	Adrian
Data file:	C:\Chem32\1\Data\12Feb19\38.D		

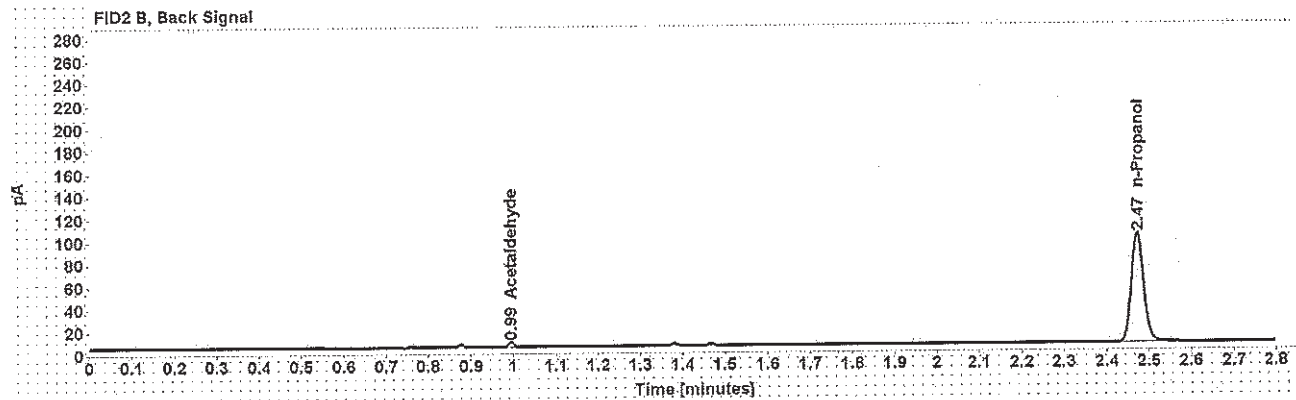


Table 1: FID 1 A (column DB-ALC1)

Compound	Amount (g/100mL)	Time (min)	Peak Area
n-Propanol	-----	2.016	165.318

Table 2: FID 2 B (column DB-ALC2)

Compound	Time (min)	Peak Area
Acetaldehyde	0.994	4.082
n-Propanol	2.472	199.916

Scottsdale Police Department Crime Lab Volatiles Analysis

Sample:	[REDACTED]	Item number:	1255172
Injection date:	2/12/2019 8:23:32 PM	Vial:	39
Method:	ethanol quant.M	Sequence:	12Feb19
Instrument:	US14173023 CN14160045	Analyst:	Adrian
Data file:	C:\Chem32\1\Data\12Feb19\39.D		

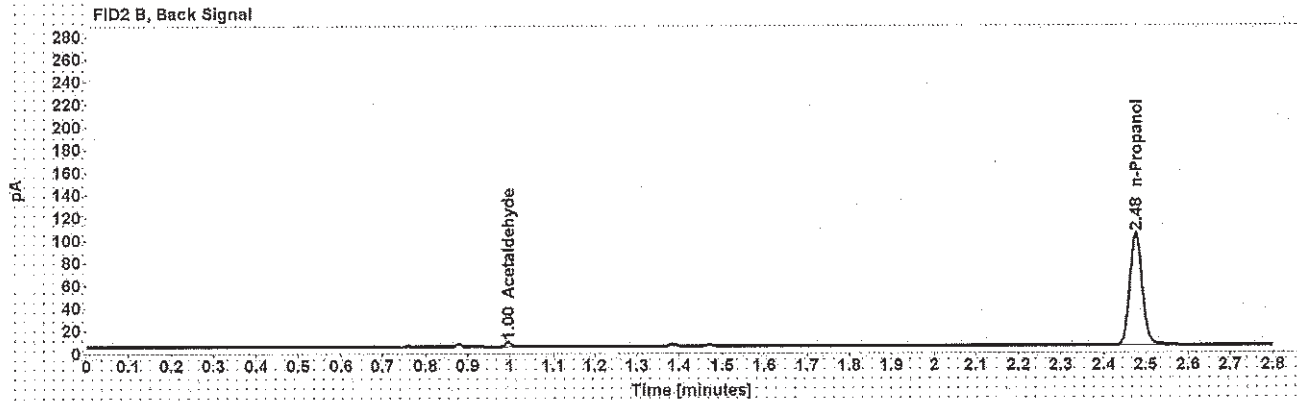
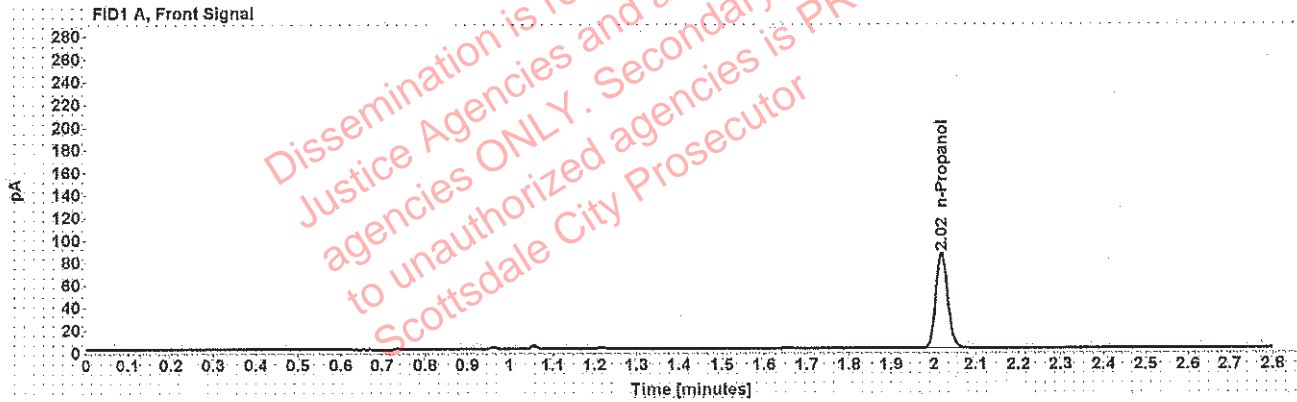


Table 1: FID 1 A (column DB-ALC1)

Compound	Amount (g/100mL)	Time (min)	Peak Area
n-Propanol	-----	2.018	169.312

Table 2: FID 2 B (column DB-ALC2)

Compound	Time (min)	Peak Area
Acetaldehyde	0.996	3.983
n-Propanol	2.476	204.836

Scottsdale Police Department Crime Lab Volatiles Analysis

Sample:	[REDACTED]	Item number:	1249532
Injection date:	2/12/2019 8:27:32 PM	Vial:	40
Method:	ethanol quant.M	Sequence:	12Feb19
Instrument:	US14173023 CN14160045	Analyst:	Adrian
Data file:	C:\Chem32\11\Data\12Feb19\40.D		

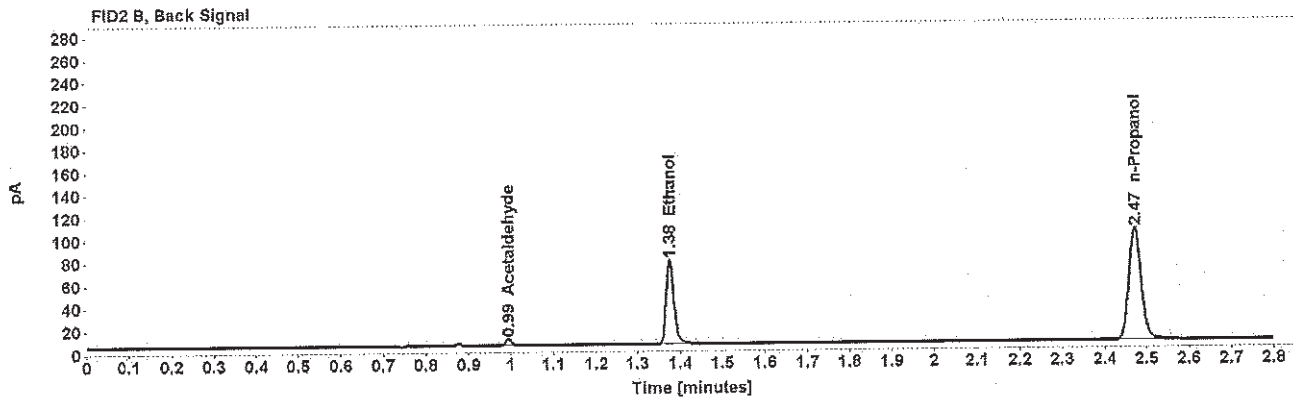
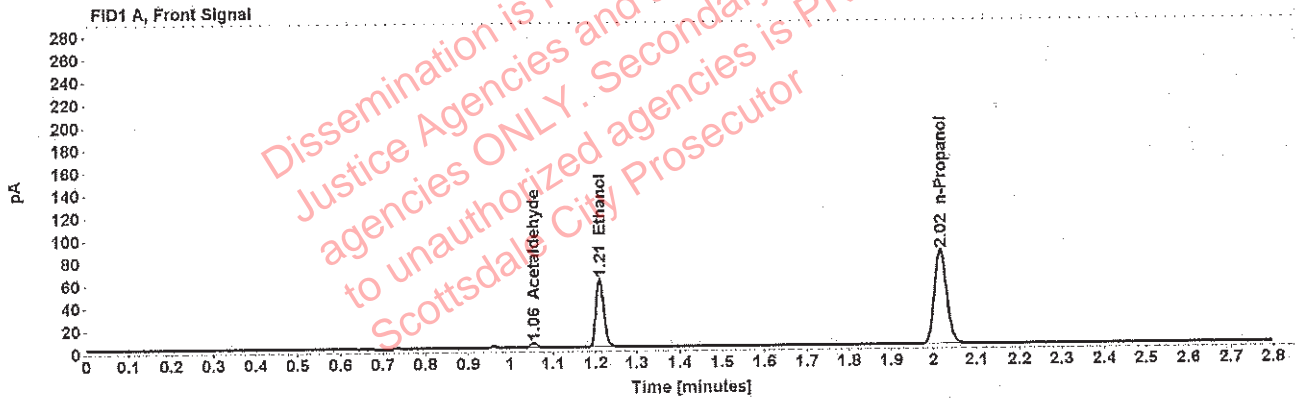


Table 1: FID 1 A (column DB-ALC1)

Compound	Amount (g/100mL)	Time (min)	Peak Area
Acetaldehyde	-----	1.055	4.319
>Ethanol	0.1212	1.210	76.997
n-Propanol	-----	2.016	167.620

Table 2: FID 2 B (column DB-ALC2)

Compound	Time (min)	Peak Area
Acetaldehyde	0.994	5.674
Ethanol	1.376	94.380
n-Propanol	2.472	203.040

Adrian, William - (13-Feb-2019)

Case: [REDACTED] User: wadrian 2/13/2019

Scottsdale Police Department Crime Lab Volatiles Analysis

Sample:	[REDACTED]	Item number:	1249532
Injection date:	2/12/2019 8:31:32 PM	Vial:	41
Method:	ethanol quant.M	Sequence:	12Feb19
Instrument:	US14173023 CN14160045	Analyst:	Adrian
Data file:	C:\Chem32\1\Data\12Feb19\41.D		

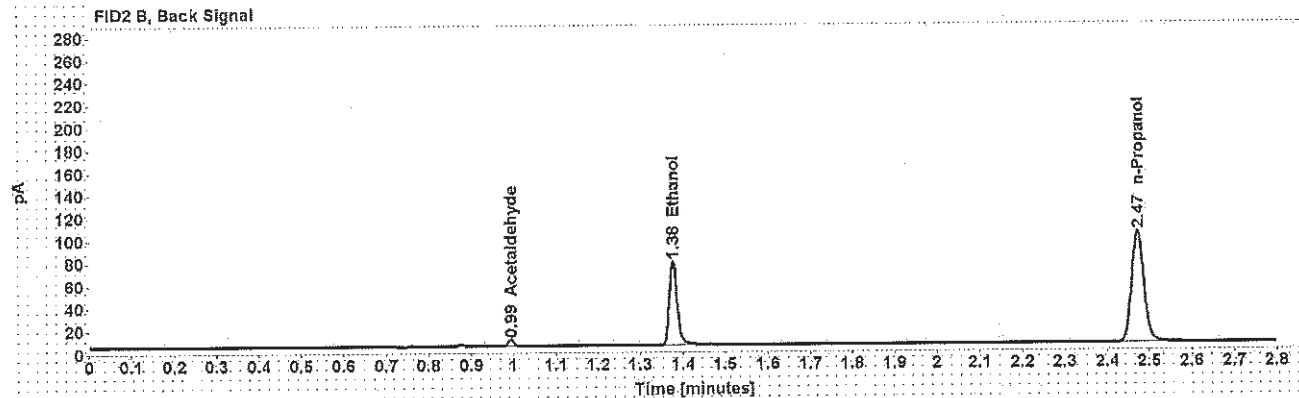
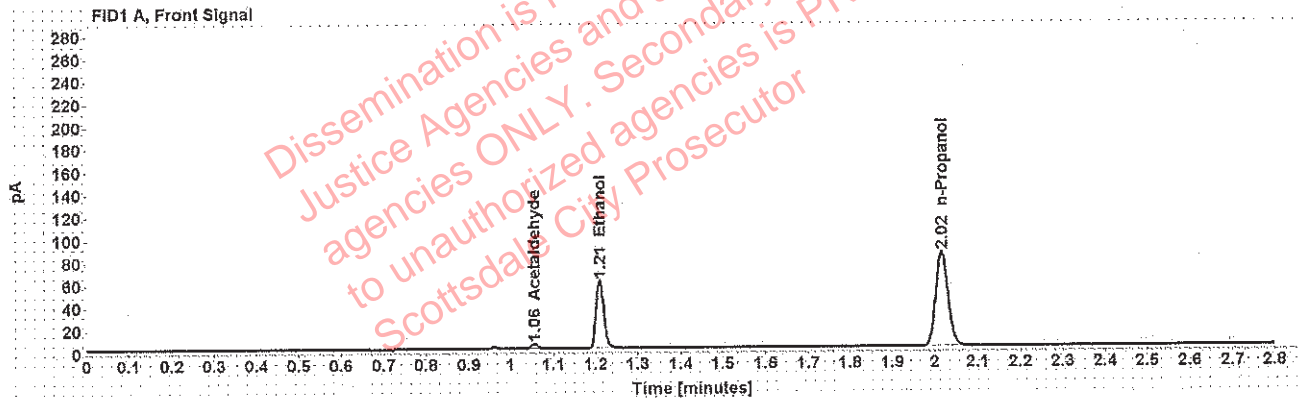


Table 1: FID 1 A (column DB-ALC1)

Compound	Amount (g/100mL)	Time (min)	Peak Area
Acetaldehyde	-----	1.055	4.337
>Ethanol	0.1213	1.210	76.805
n-Propanol	-----	2.016	167.023

Table 2: FID 2 B (column DB-ALC2)

Compound	Time (min)	Peak Area
Acetaldehyde	0.994	5.672
Ethanol	1.376	94.463
n-Propanol	2.472	202.631

Scottsdale Police Department Crime Lab Volatiles Analysis

Sample: [REDACTED]	Item number: 1230677
Injection date: 2/12/2019 8:35:32 PM	Vial: 42
Method: ethanol quant.M	Sequence: 12Feb19
Instrument: US14173023 CN14160045	Analyst: Adrian
Data file: C:\Chem32\1\Data\12Feb19\42.D	

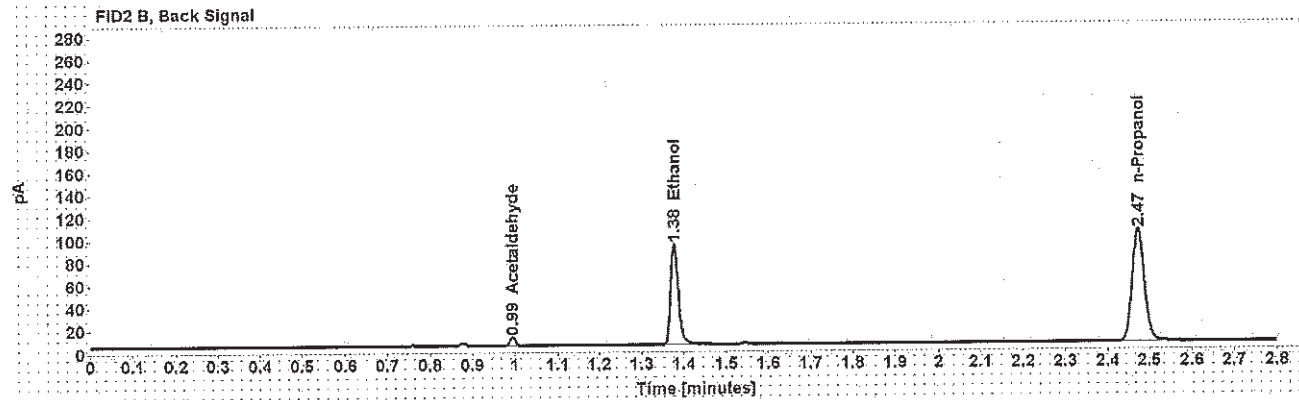
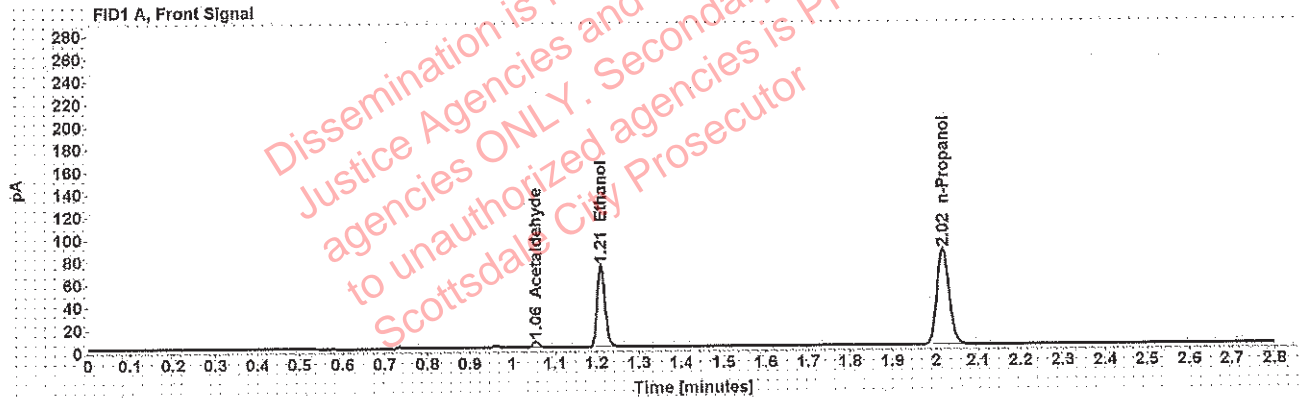


Table 1: FID 1 A (column DB-ALC1)

Compound	Amount (g/100mL)	Time (min)	Peak Area
Acetaldehyde	-----	1.055	5.454
>Ethanol	0.1441	1.210	92.737
n-Propanol	-----	2.016	169.557

Table 2: FID 2 B (column DB-ALC2)

Compound	Time (min)	Peak Area
Acetaldehyde	0.995	7.172
Ethanol	1.377	115.750
n-Propanol	2.473	205.522

Adrian, William - (13-Feb-2019)

Case: [REDACTED] User: wadrian 2/13/2019

Scottsdale Police Department Crime Lab Volatiles Analysis

Sample:	[REDACTED]	Item number:	1230677
Injection date:	2/12/2019 8:39:49 PM	Vial:	43
Method:	ethanol quant.M	Sequence:	12Feb19
Instrument:	US14173023 CN14160045	Analyst:	Adrian
Data file:	C:\Chem32\11Data\12Feb19\43.D		

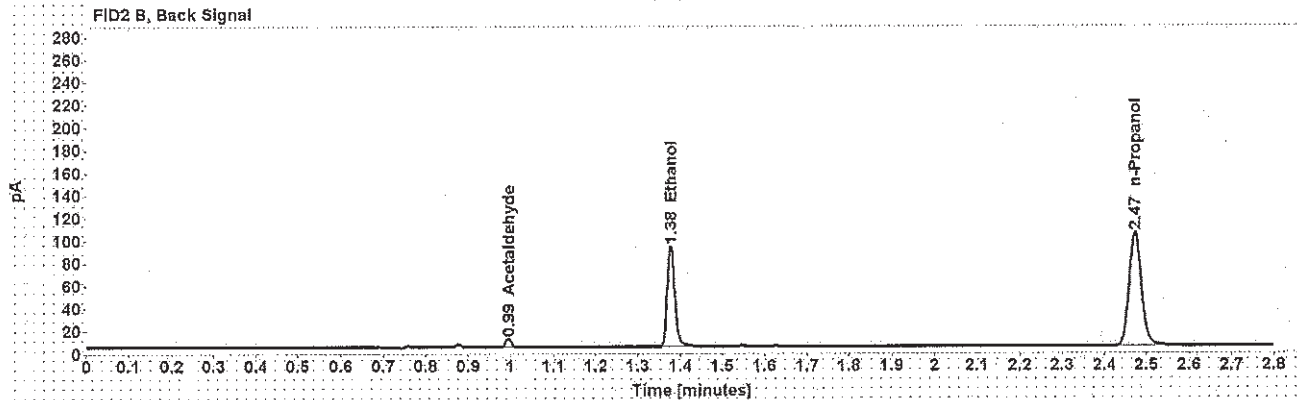
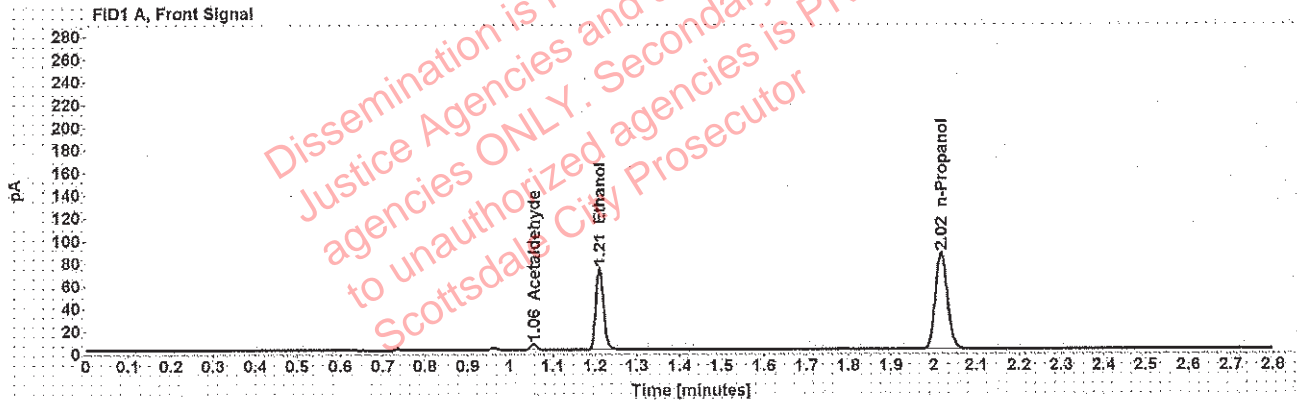


Table 1: FID 1 A (column DB-ALC1)

Compound	Amount (g/100mL)	Time (min)	Peak Area
Acetaldehyde	-----	1.055	5.470
>Ethanol	0.1434	1.210	92.954
n-Propanol	-----	2.016	170.735

Table 2: FID 2 B (column DB-ALC2)

Compound	Time (min)	Peak Area
Acetaldehyde	0.995	7.169
Ethanol	1.377	113.827
n-Propanol	2.473	207.169

Scottsdale Police Department Crime Lab Volatiles Analysis

Sample:	[REDACTED]	Item number:	1251953
Injection date:	2/12/2019 8:43:48 PM	Vial:	44
Method:	ethanol quant.M	Sequence:	12Feb19
Instrument:	US14173023 CN14160045	Analyst:	Adrian
Data file:	C:\Chem32\1\Data\12Feb19\44.D		

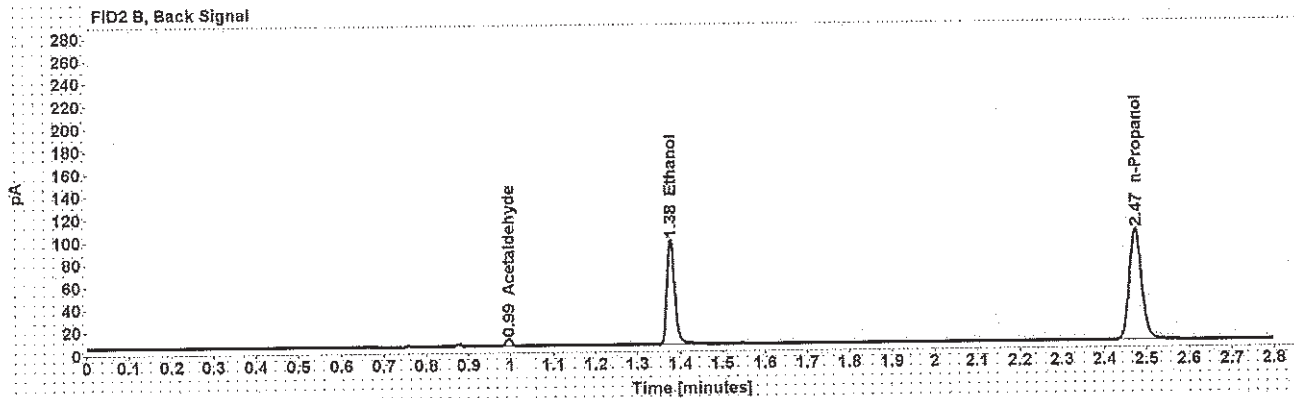
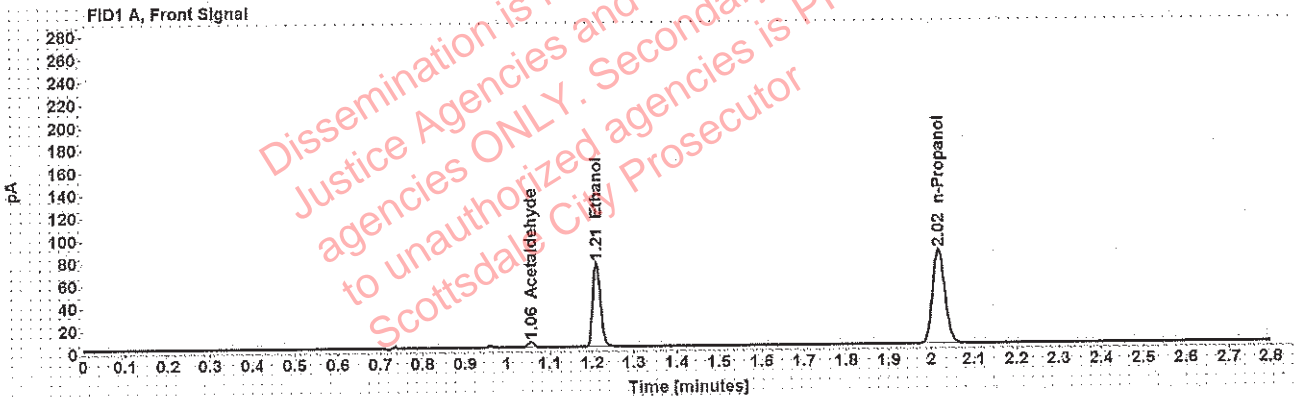


Table 1: FID 1 A (column DB-ALC1)

Compound	Amount (g/100mL)	Time (min)	Peak Area
Acetaldehyde	-----	1.056	4.657
>Ethanol	0.1514	1.211	96.418
n-Propanol	-----	2.017	167.670

Table 2: FID 2 B (column DB-ALC2)

Compound	Time (min)	Peak Area
Acetaldehyde	0.995	6.082
Ethanol	1.378	119.099
n-Propanol	2.474	202.677

Adrian, William - (13-Feb-2019)

Case: [REDACTED] User: wadrian 2/13/2019

Scottsdale Police Department Crime Lab Volatiles Analysis

Sample:	[REDACTED]	Item number:	1251953
Injection date:	2/12/2019 8:47:47 PM	Vial:	45
Method:	ethanol quant.M	Sequence:	12Feb19
Instrument:	US14173023 CN14160045	Analyst:	Adrian
Data file:	C:\Chem32\1\Data\12Feb19\45.D		

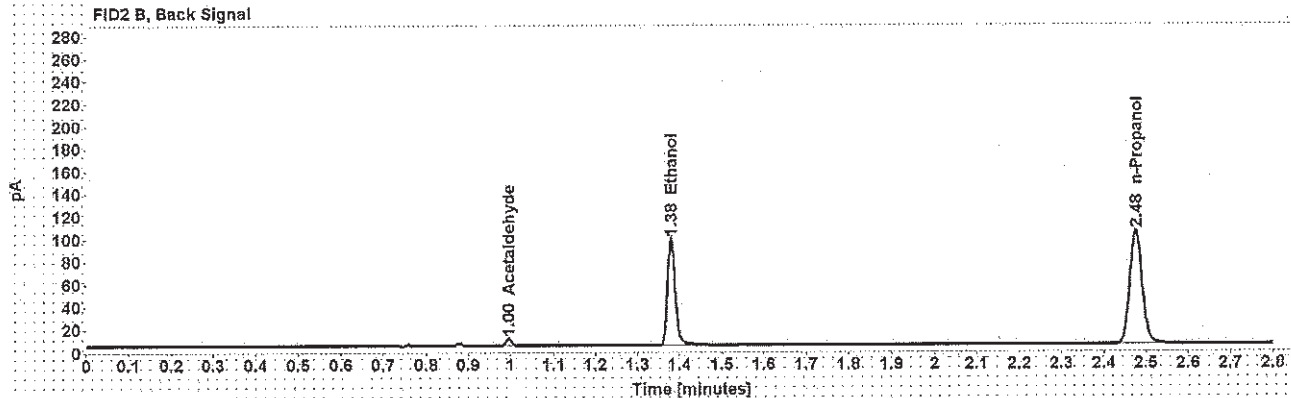
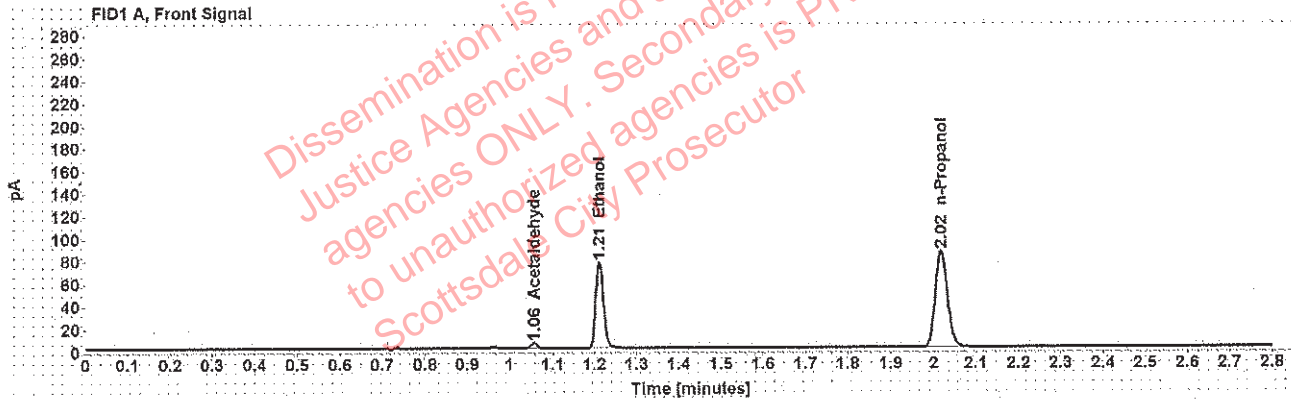


Table 1: FID 1 A (column DB-ALC1)

Compound	Amount (g/100mL)	Time (min)	Peak Area
Acetaldehyde	-----	1.056	4.736
>Ethanol	0.1516	1.212	98.457
n-Propanol	-----	2.018	170.964

Table 2: FID 2 B (column DB-ALC2)

Compound	Time (min)	Peak Area
Acetaldehyde	0.996	6.145
Ethanol	1.380	121.518
n-Propanol	2.475	206.903

Scottsdale Police Department Crime Lab Volatiles Analysis

Sample:	[REDACTED]	Item number:	1252208
Injection date:	2/12/2019 8:55:47 PM	Vial:	47
Method:	ethanol quant.M	Sequence:	12Feb19
Instrument:	US14173023 CN14160045	Analyst:	Adrian
Data file:	C:\Chem32\11\Data\12Feb19\47.D		

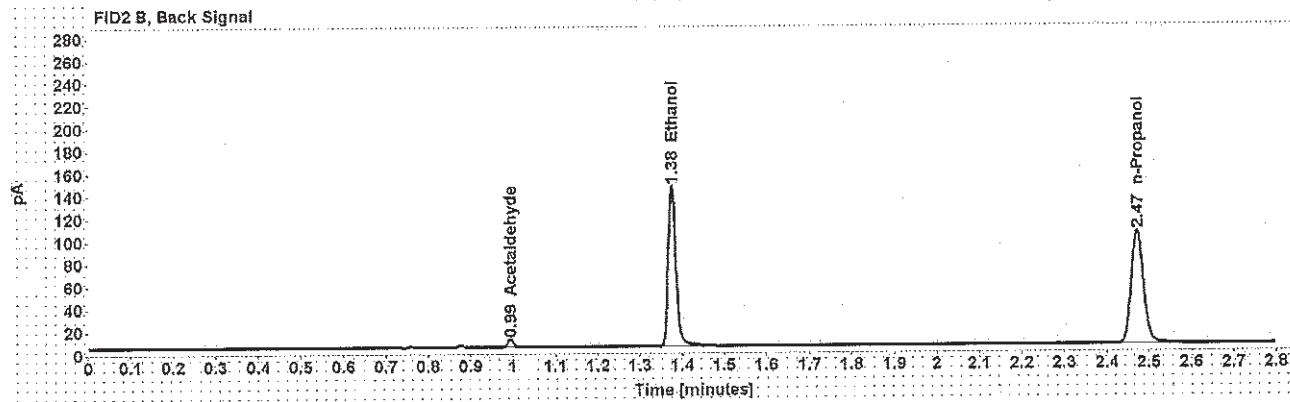
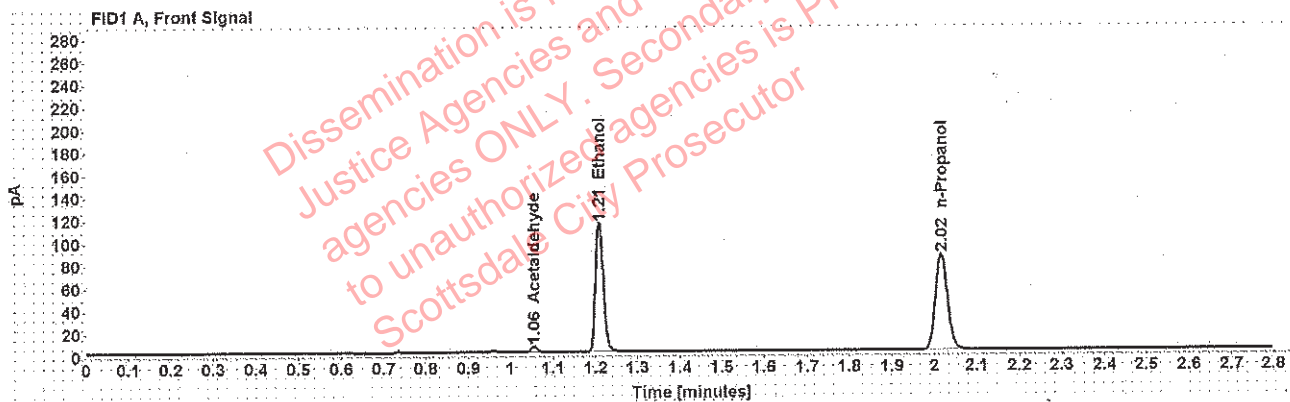


Table 1: FID 1 A (column DB-ALC1)

Compound	Amount (g/100mL)	Time (min)	Peak Area
Acetaldehyde	-----	1.055	5.055
>Ethanol	0.2253	1.209	145.679
n-Propanol	-----	2.016	169.865

Table 2: FID 2 B (column DB-ALC2)

Compound	Time (min)	Peak Area
Acetaldehyde	0.994	6.614
Ethanol	1.376	180.029
n-Propanol	2.472	206.096

Adrian, William - (13-Feb-2019)

Case: [REDACTED] User: wadrian 2/13/2019

Scottsdale Police Department Crime Lab Volatiles Analysis

Sample:	[REDACTED]	Item number:	1252208
Injection date:	2/12/2019 8:59:48 PM	Vial:	48
Method:	ethanol quant.M	Sequence:	12Feb19
Instrument:	US14173023 CN14160045	Analyst:	Adrian
Data file:	C:\Chem32\1\Data\12Feb19\48.D		

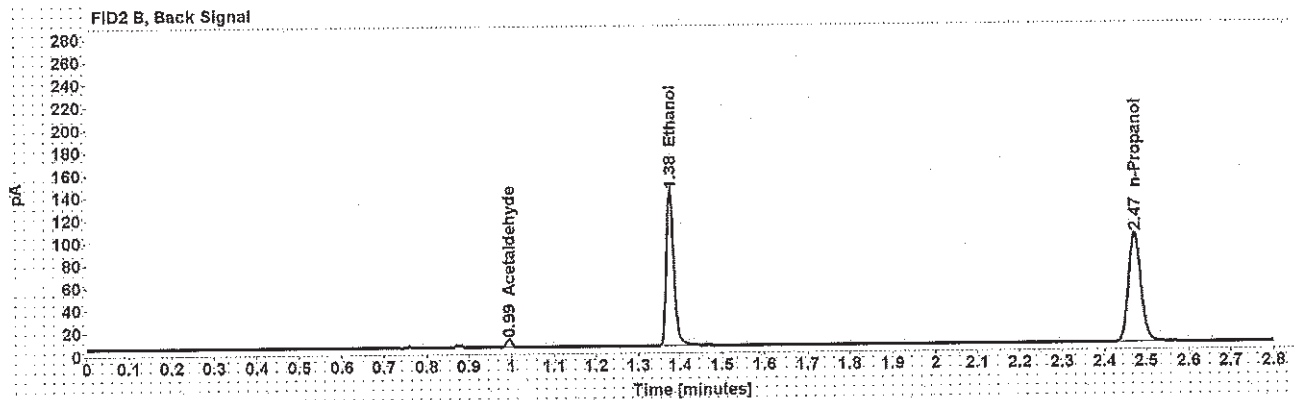
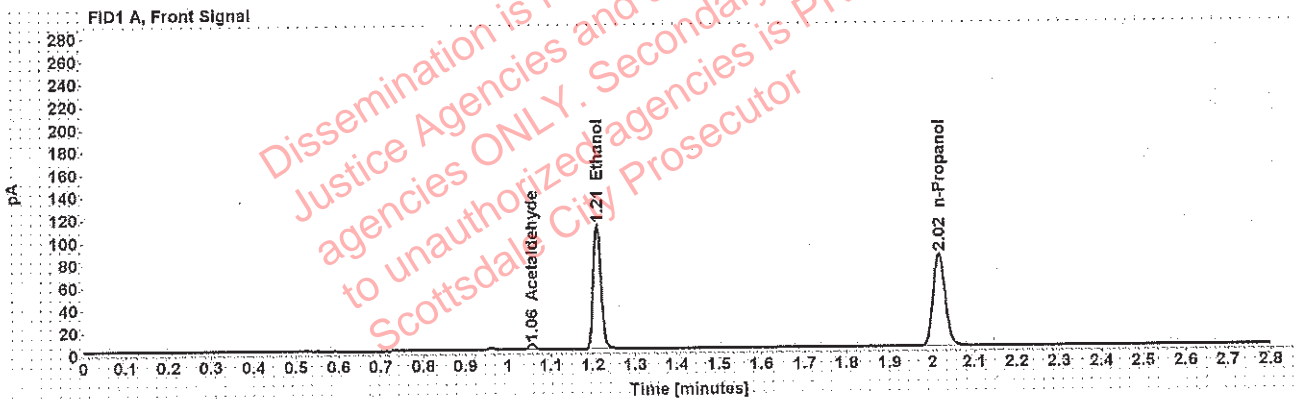


Table 1: FID 1 A (column DB-ALC1)

Compound	Amount (g/100mL)	Time (min)	Peak Area
Acetaldehyde	-----	1.055	4.986
>Ethanol	0.2252	1.209	140.989
n-Propanol	-----	2.016	164.484

Table 2: FID 2 B (column DB-ALC2)

Compound	Time (min)	Peak Area
Acetaldehyde	0.994	6.545
Ethanol	1.376	174.677
n-Propanol	2.472	199.450

Scottsdale Police Department Crime Lab Volatiles Analysis

Sample:	[REDACTED]	Item number:	1254434
Injection date:	2/12/2019 9:04:02 PM	Vial:	49
Method:	ethanol quant.M	Sequence:	12Feb19
Instrument:	US14173023 CN14160045	Analyst:	Adrian
Data file:	C:\Chem32\1\Data\12Feb19\49.D		

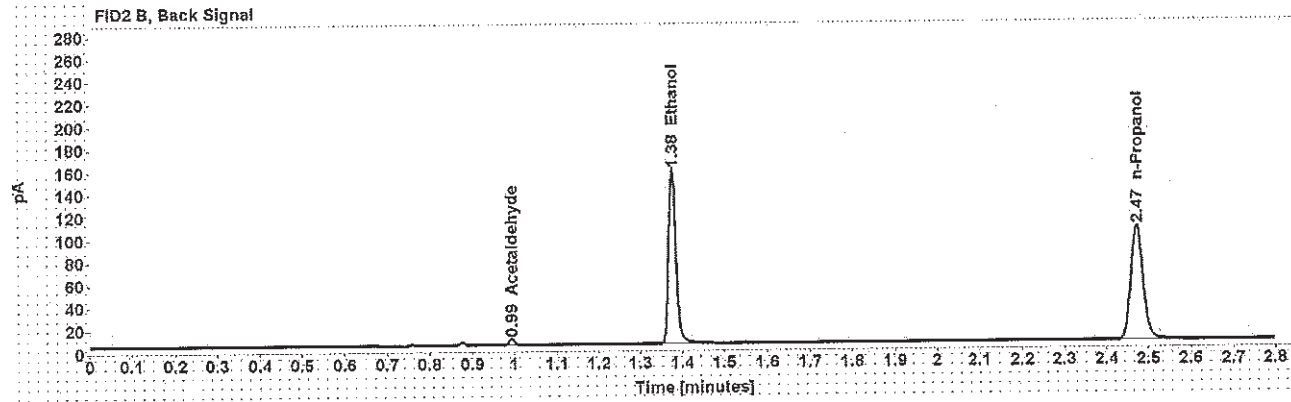
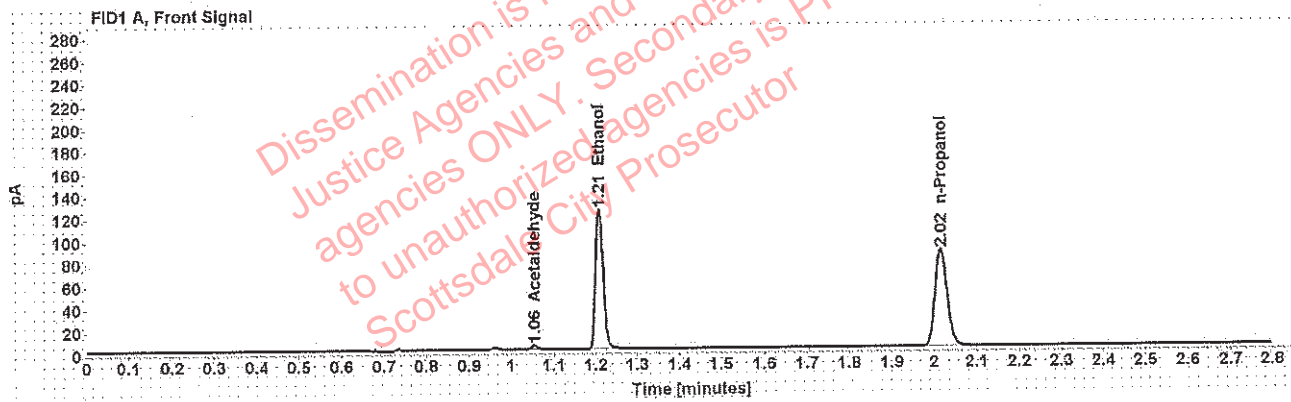


Table 1: FID 1 A (column DB-ALC1)

Compound	Amount (g/100mL)	Time (min)	Peak Area
Acetaldehyde	-----	1.055	3.787
>Ethanol	0.2419	1.209	158.153
n-Propanol	-----	2.016	171.695

Table 2: FID 2 B (column DB-ALC2)

Compound	Time (min)	Peak Area
Acetaldehyde	0.994	4.958
Ethanol	1.376	195.210
n-Propanol	2.472	208.254

Case: [REDACTED] : Adrian, William - (13-Feb-2019)

User: wadrian 2/13/2019

Scottsdale Police Department Crime Lab Volatiles Analysis

Sample:	[REDACTED]	Item number:	1254434
Injection date:	2/12/2019 9:08:02 PM	Vial:	50
Method:	ethanol quant.M	Sequence:	12Feb19
Instrument:	US14173023 CN14160045	Analyst:	Adrian
Data file:	C:\Chem32\1\Data\12Feb19\50.D		

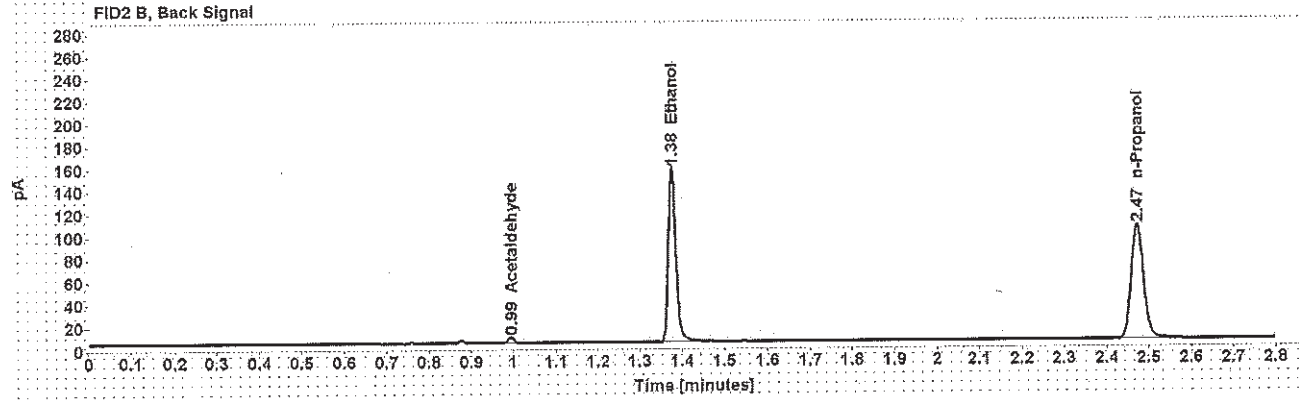
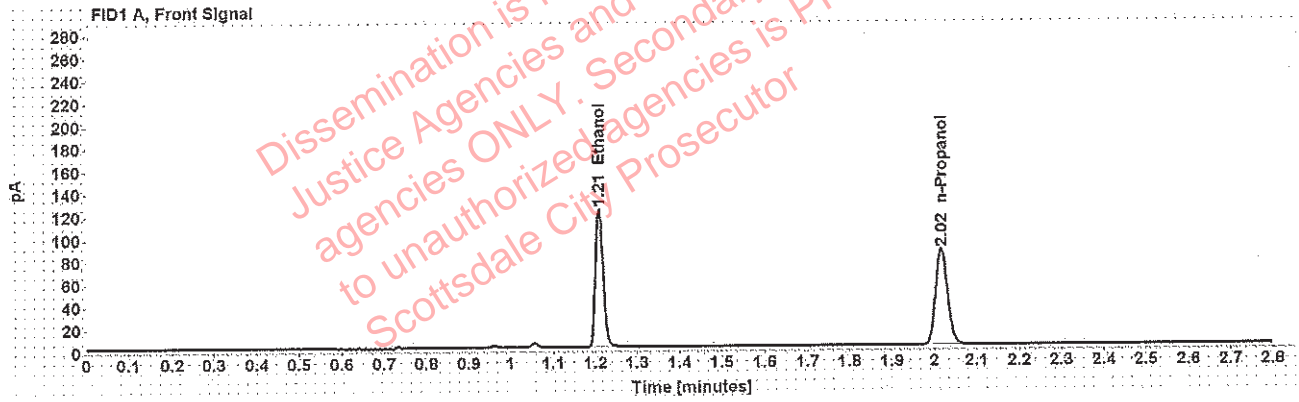


Table 1: FID 1 A (column DB-ALC1)

Compound	Amount (g/100mL)	Time (min)	Peak Area
>Ethanol	0.2416	1.210	156.725
n-Propanol	-----	2.016	170.404

Table 2: FID 2 B (column DB-ALC2)

Compound	Time (min)	Peak Area
Acetaldehyde	0.995	4.871
Ethanol	1.377	193.885
n-Propanol	2.473	206.606

drian, William - (13-Feb-2019)

Case: [REDACTED] User: wadrian 2/13/2019

Scottsdale Police Department Crime Lab Volatiles Analysis

Sample:	[REDACTED]	Item number:	1254004
Injection date:	2/12/2019 9:12:02 PM	Vial:	51
Method:	ethanol quant.M	Sequence:	12Feb19
Instrument:	US14173023 CN14160045	Analyst:	Adrian
Data file:	C:\Chem32\1\Data\12Feb19\51.D		

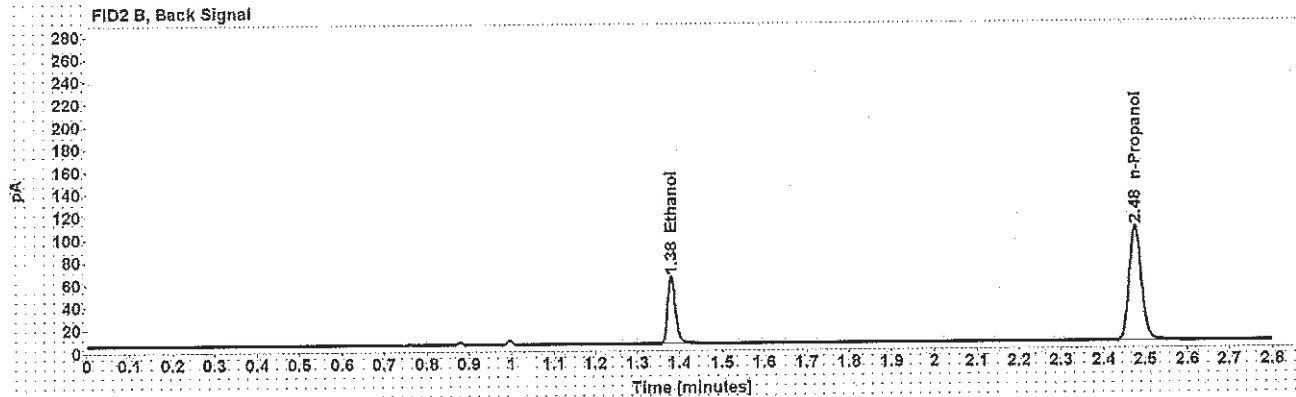
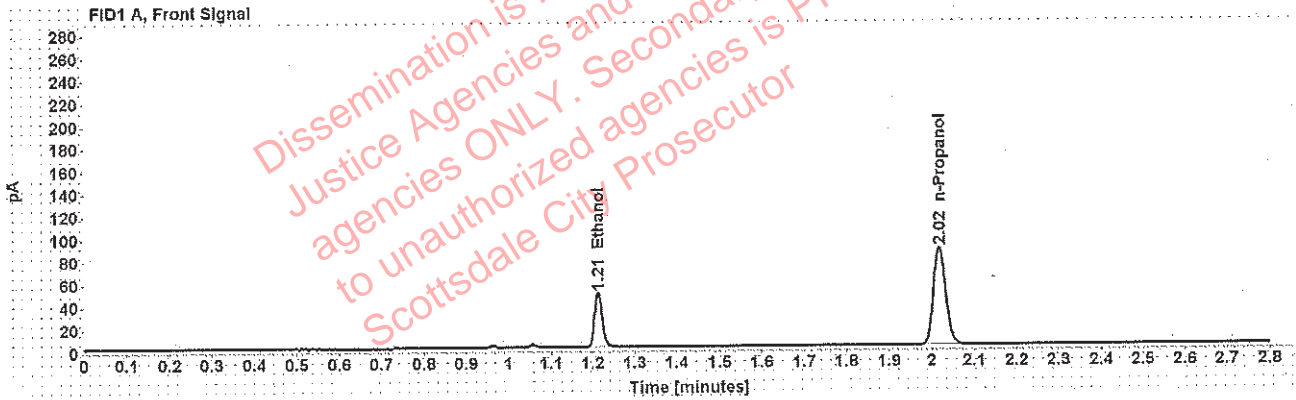


Table 1: FID 1 A (column DB-ALC1)

Compound	Amount (g/100mL)	Time (min)	Peak Area
>Ethanol	0.0949	1.213	62.079
n-Propanol	-----	2.018	173.041

Table 2: FID 2 B (column DB-ALC2)

Compound	Time (min)	Peak Area
Ethanol	1.381	76.180
n-Propanol	2.476	209.497

Adrian, William - (13-Feb-2019)

Case: [REDACTED] User: wadrian 2/13/2019

Scottsdale Police Department Crime Lab Volatiles Analysis

Sample:	[REDACTED]	Item number:	1254004
Injection date:	2/12/2019 9:16:03 PM	Vial:	52
Method:	ethanol quant.M	Sequence:	12Feb19
Instrument:	US14173023 CN14160045	Analyst:	Adrian
Data file:	C:\Chem32\1\Data\12Feb19\52.D		

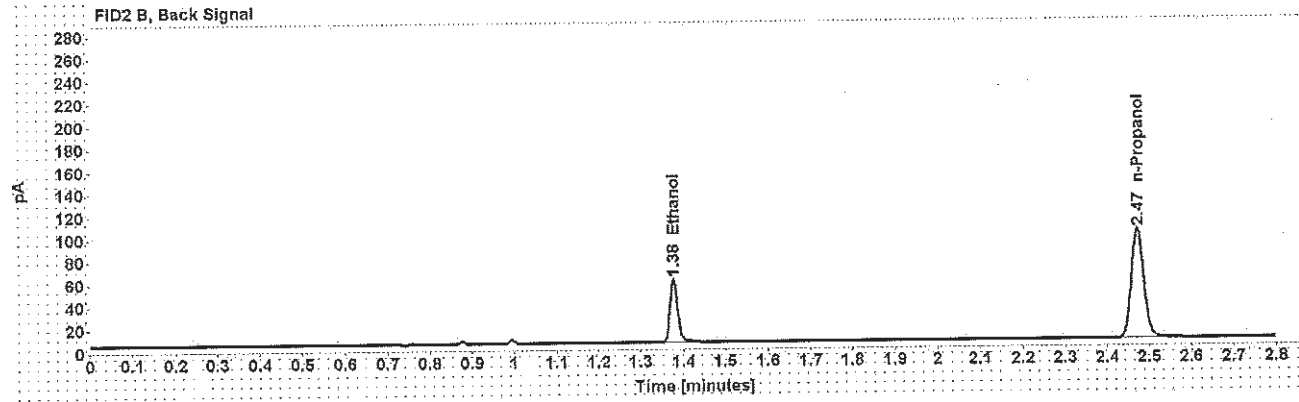
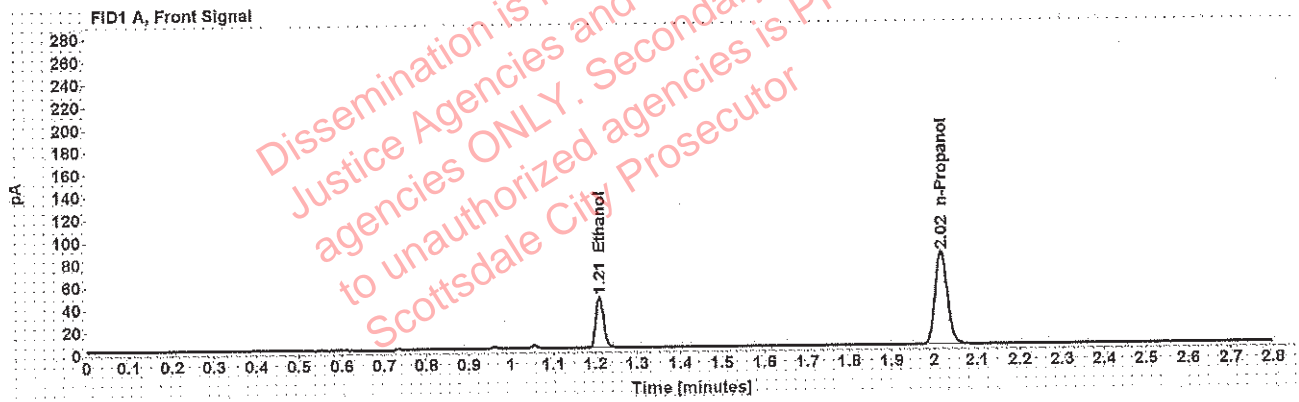


Table 1: FID 1 A (column DB-ALC1)

Compound	Amount (g/100mL)	Time (min)	Peak Area
>Ethanol	0.0928	1.210	58.059
n-Propanol	-----	2.016	165.537

Table 2: FID 2 B (column DB-ALC2)

Compound	Time (min)	Peak Area
Ethanol	1.376	71.305
n-Propanol	2.472	200.172

Adrian, William - (13-Feb-2019)

Case: [REDACTED] User: wadrian 2/13/2019

Scottsdale Police Department Crime Lab Volatiles Analysis

Sample:	[REDACTED]	Item number:	1255431
Injection date:	2/12/2019 9:20:02 PM	Vial:	53
Method:	ethanol quant.M	Sequence:	12Feb19
Instrument:	US14173023 CN14160045	Analyst:	Adrian
Data file:	C:\Chem32\1\Data\12Feb19\53.D		

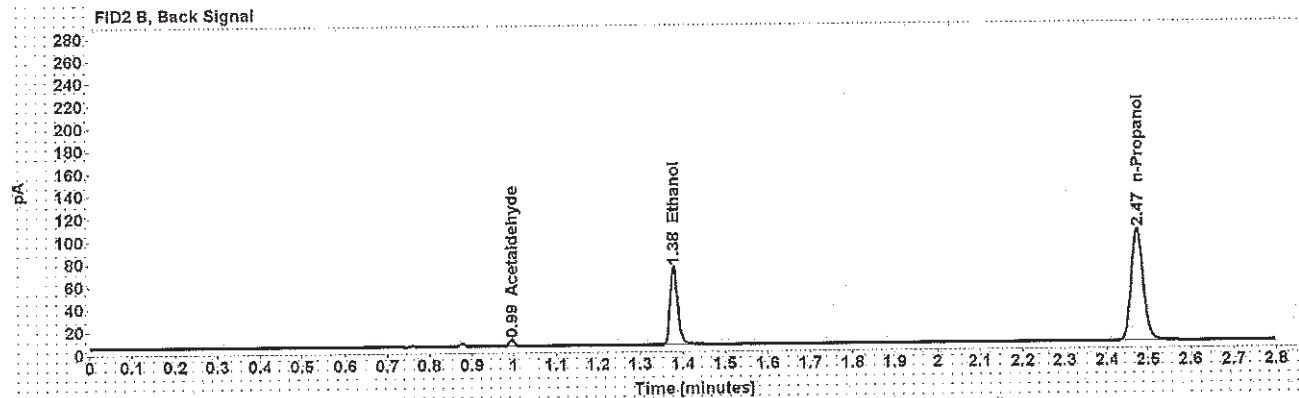
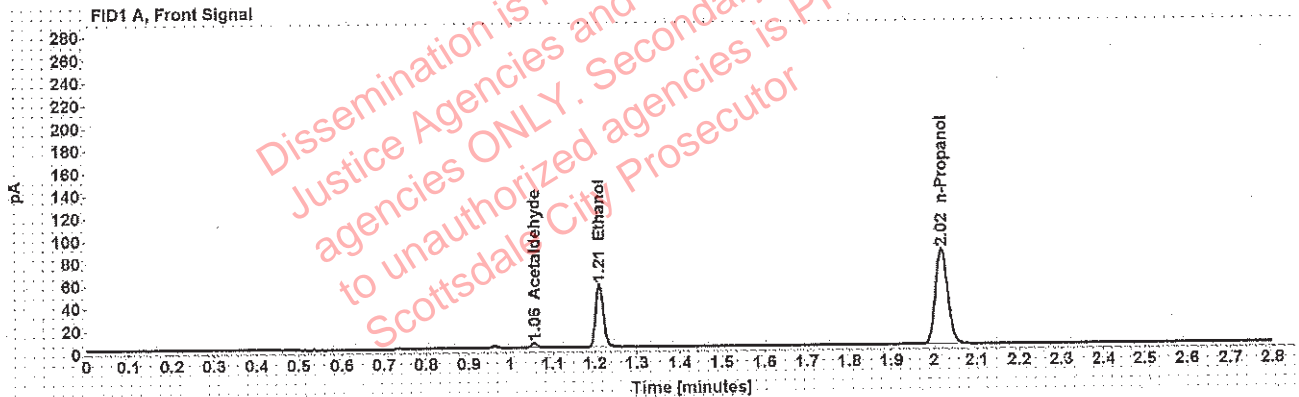


Table 1: FID 1 A (column DB-ALC1)

Compound	Amount (g/100mL)	Time (min)	Peak Area
Acetaldehyde	-----	1.056	4.024
>Ethanol	0.1115	1.211	71.343
n-Propanol	-----	2.017	168.860

Table 2: FID 2 B (column DB-ALC2)

Compound	Time (min)	Peak Area
Acetaldehyde	0.995	5.269
Ethanol	1.378	87.346
n-Propanol	2.474	204.686

Case: [REDACTED] : Adrian, William - (13-Feb-2019)

User: wadrian 2/13/2019

Scottsdale Police Department Crime Lab Volatiles Analysis

Sample:	[REDACTED]	Item number:	1255431
Injection date:	2/12/2019 9:24:03 PM	Vial:	54
Method:	ethanol quant.M	Sequence:	12Feb19
Instrument:	US14173023 CN14160045	Analyst:	Adrian
Data file:	C:\Chem32\1\Data\12Feb19\54.D		

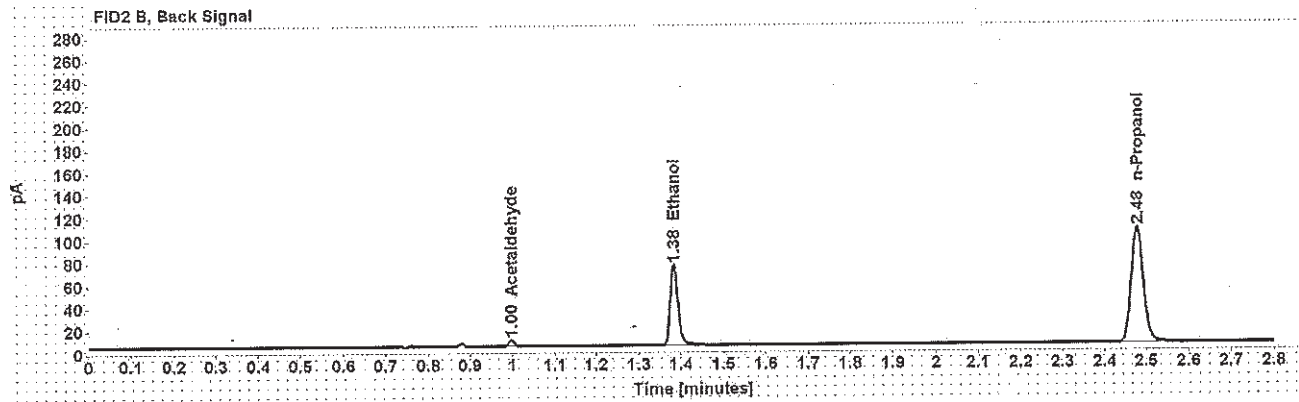
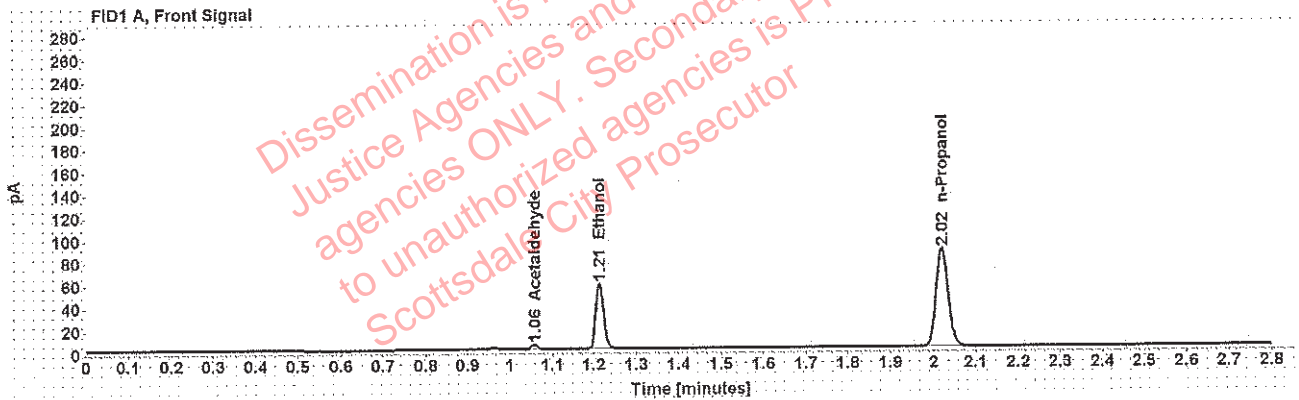


Table 1: FID 1 A (column DB-ALC1)

Compound	Amount (g/100mL)	Time (min)	Peak Area
Acetaldehyde	-----	1.058	3.998
>Ethanol	0.1143	1.214	75.160
n-Propanol	-----	2.020	173.518

Table 2: FID 2 B (column DB-ALC2)

Compound	Time (min)	Peak Area
Acetaldehyde	0.997	5.234
Ethanol	1.383	92.194
n-Propanol	2.478	210.593

Adrian, William - (13-Feb-2019)

Case: [REDACTED] User: wadrian 2/13/2019

Scottsdale Police Department Crime Lab Volatiles Analysis

Sample:	[REDACTED]	Item number:	1255146
Injection date:	2/12/2019 9:28:18 PM	Vial:	55
Method:	ethanol quant.M	Sequence:	12Feb19
Instrument:	US14173023 CN14160045	Analyst:	Adrian
Data file:	C:\Chem32\1\Data\12Feb19\55.D		

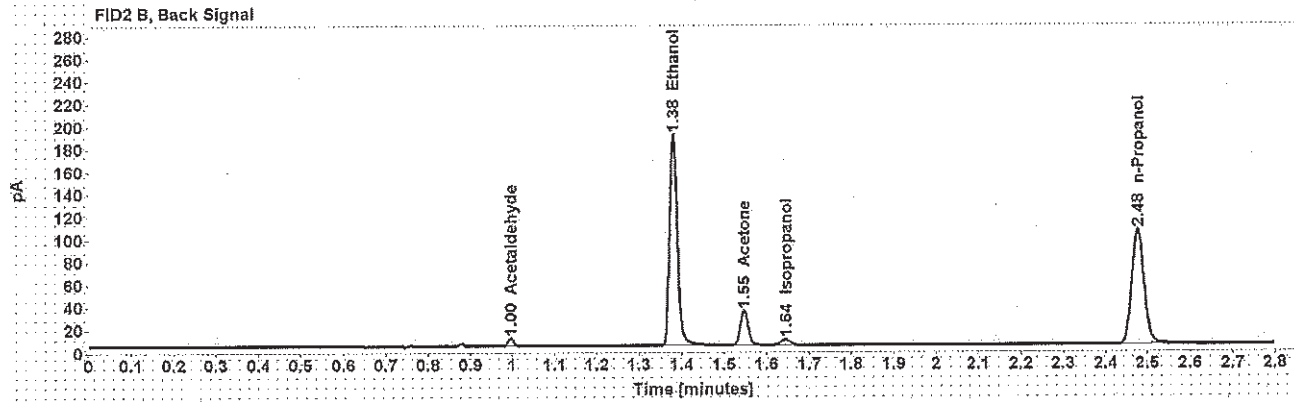
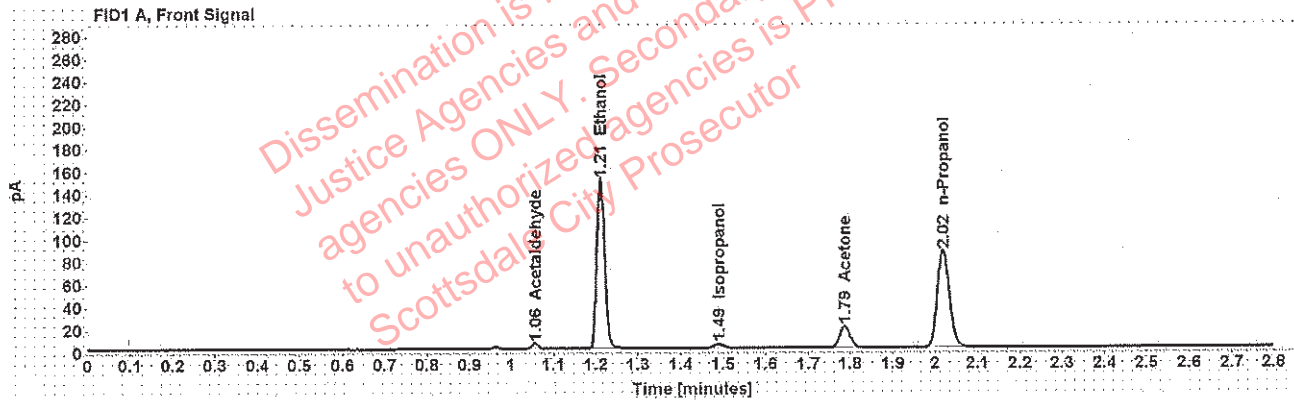


Table 1: FID 1 A (column DB-ALC1)

Compound	Amount (g/100mL)	Time (min)	Peak Area
Acetaldehyde	-----	1.057	5.020
>Ethanol	0.2948	1.212	193.408
Isopropanol	-----	1.489	5.956
Acetone	-----	1.787	33.186
n-Propanol	-----	2.019	172.176

Table 2: FID 2 B (column DB-ALC2)

Compound	Time (min)	Peak Area
Acetaldehyde	0.996	6.600
Ethanol	1.381	238.843
Acetone	1.547	39.817
Isopropanol	1.645	7.641
n-Propanol	2.477	208.655

: Adrian, William - (13-Feb-2019)

Case: User: wadrian 2/13/2019

Scottsdale Police Department Crime Lab Volatiles Analysis

Sample:		Item number:	1255146
Injection date:	2/12/2019 9:32:17 PM	Vial:	56
Method:	ethanol quant.M	Sequence:	12Feb19
Instrument:	US14173023 CN14160045	Analyst:	Adrian
Data file:	C:\Chem32\1\Data\12Feb19\56.D		

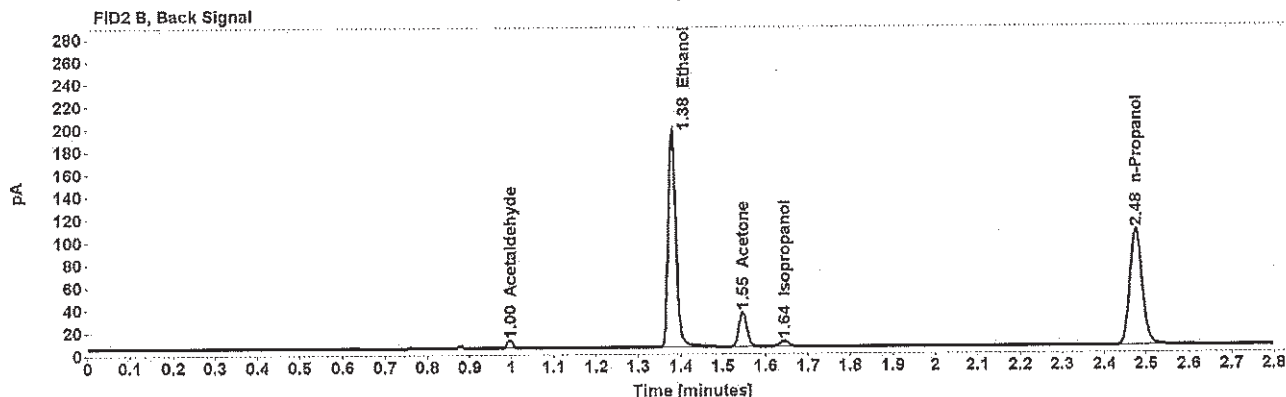
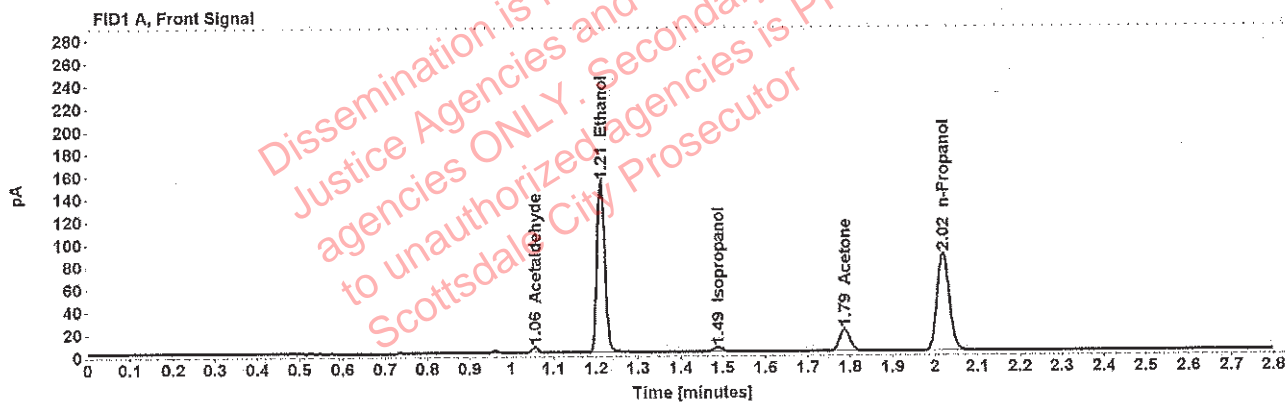


Table 1: FID 1 A (column DB-ALC1)

Compound	Amount (g/100mL)	Time (min)	Peak Area
Acetaldehyde	-----	1.056	5.126
>Ethanol	0.2958	1.211	196.110
Isopropanol	-----	1.488	6.118
Acetone	-----	1.786	33.674
n-Propanol	-----	2.018	174.001

Table 2: FID 2 B (column DB-ALC2)

Compound	Time (min)	Peak Area
Acetaldehyde	0.996	6.685
Ethanol	1.380	242.754
Acetone	1.546	40.452
Isopropanol	1.644	7.777
n-Propanol	2.476	210.821

Adrian, William - (13-Feb-2019)

Case: [REDACTED] User: wadrian 2/13/2019

Scottsdale Police Department Crime Lab Volatiles Analysis

Sample:	[REDACTED]	Item number:	327-01A
Injection date:	2/12/2019 9:40:17 PM	Vial:	58
Method:	ethanol quant.M	Sequence:	12Feb19
Instrument:	US14173023 CN14160045	Analyst:	Adrian
Data file:	C:\Chem32\1\Data\12Feb19\58.D		

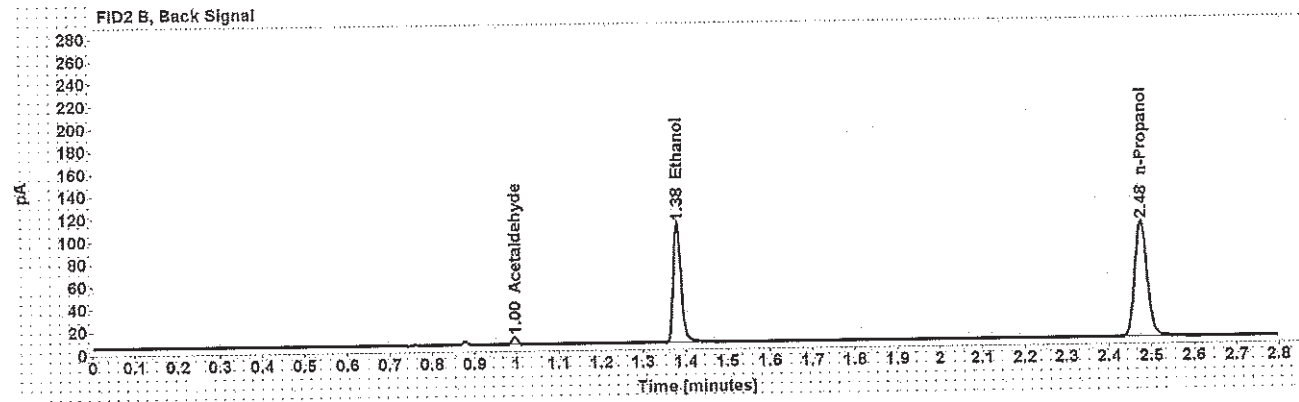
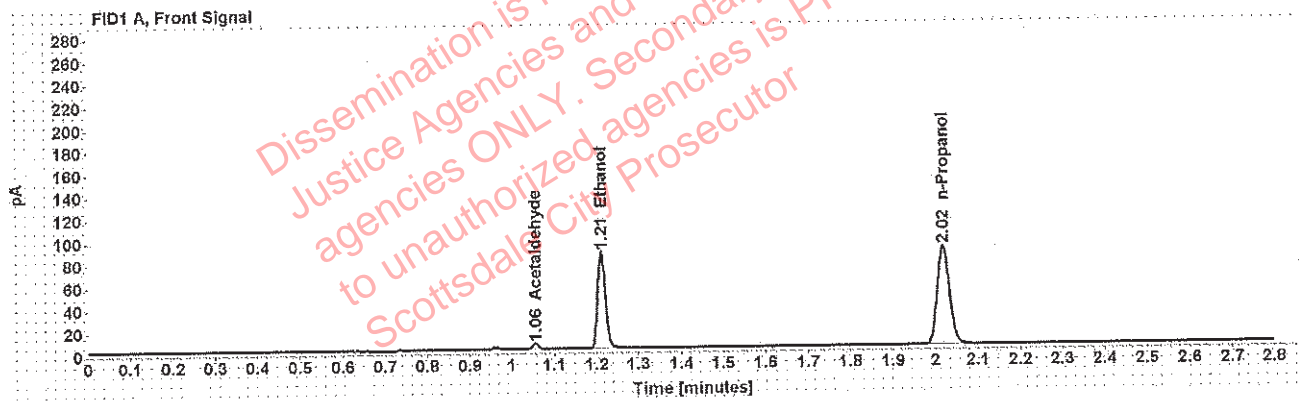


Table 1: FID 1 A (column DB-ALC1)

Compound	Amount (g/100mL)	Time (min)	Peak Area
Acetaldehyde	-----	1.056	4.893
>Ethanol	0.1660	1.212	109.880
n-Propanol	-----	2.018	174.171

Table 2: FID 2 B (column DB-ALC2)

Compound	Time (min)	Peak Area
Acetaldehyde	0.996	6.380
Ethanol	1.380	135.710
n-Propanol	2.476	211.544

Case: [REDACTED] : Adrian, William - (13-Feb-2019)

User: wadrian 2/13/2019

Scottsdale Police Department Crime Lab Volatiles Analysis

Sample:	[REDACTED]	Item number:	327-01A
Injection date:	2/12/2019 9:44:17 PM	Vial:	59
Method:	ethanol quant.M	Sequence:	12Feb19
Instrument:	US14173023 CN14160045	Analyst:	Adrian
Data file:	C:\Chem32\1\Data\12Feb19\59.D		

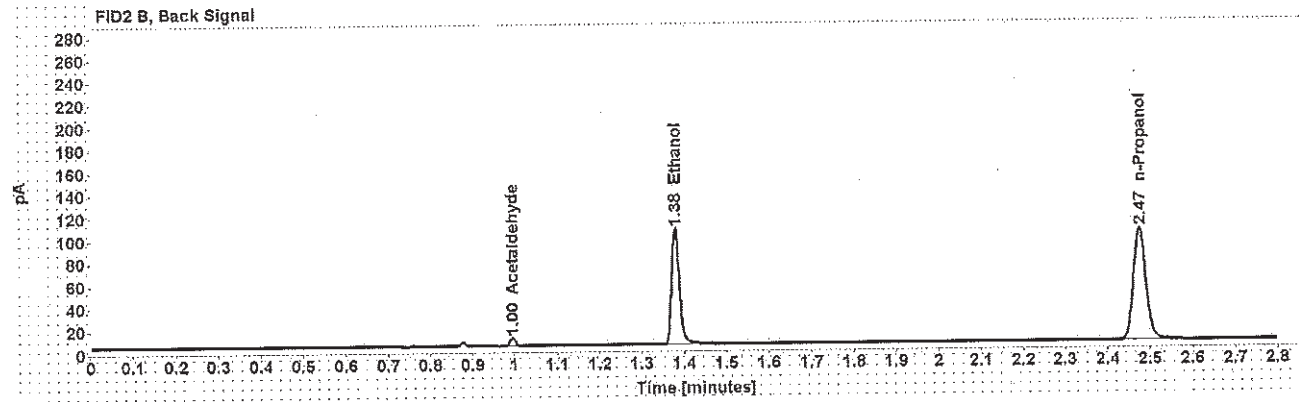
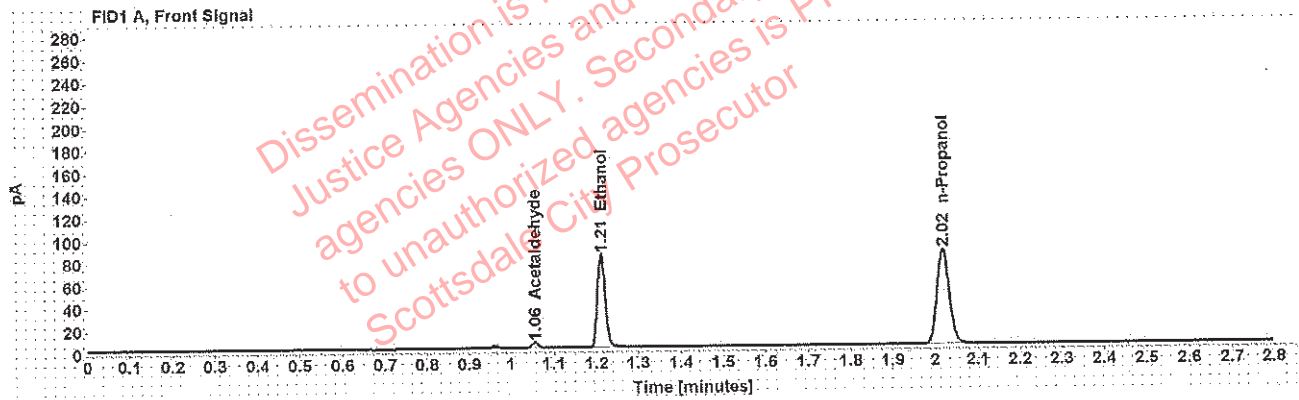


Table 1: FID 1 A (column DB-ALC1)

Compound	Amount (g/100mL)	Time (min)	Peak Area
Acetaldehyde	-----	1.056	4.852
>Ethanol	0.1656	1.211	106.371
n-Propanol	-----	2.018	169.032

Table 2: FID 2 B (column DB-ALC2)

Compound	Time (min)	Peak Area
Acetaldehyde	0.996	6.298
Ethanol	1.379	133.039
n-Propanol	2.475	205.262

Adrian, William - (13-Feb-2019)

Case: [REDACTED] User: wadrian 2/13/2019

Scottsdale Police Department Crime Lab Volatiles Analysis

Sample:	[REDACTED]	Item number:	335-01A
Injection date:	2/12/2019 9:48:18 PM	Vial:	60
Method:	ethanol quant.M	Sequence:	12Feb19
Instrument:	US14173023 CN14160045	Analyst:	Adrian
Data file:	C:\Chem32\1\Data\12Feb19\60.D		

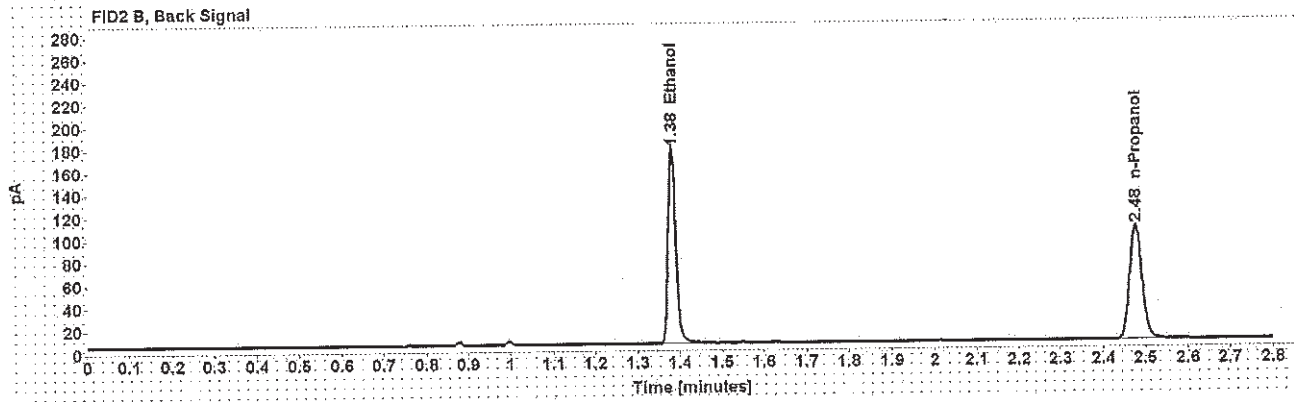
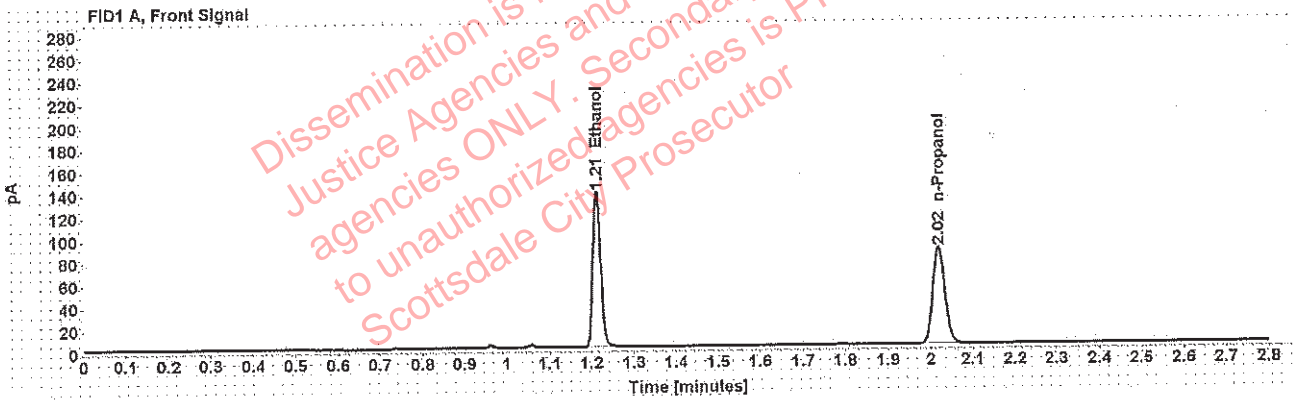


Table 1: FID 1 A (column DB-ALC1)

Compound	Amount (g/100mL)	Time (min)	Peak Area
>Ethanol	0.2726	1.212	178.330
n-Propanol	-----	2.019	171.727

Table 2: FID 2 B (column DB-ALC2)

Compound	Time (min)	Peak Area
Ethanol	1.382	222.191
n-Propanol	2.477	208.252

Adrian William - (13-Feb-2019)

Case: [REDACTED] User: wadrian 2/13/2019

Scottsdale Police Department Crime Lab Volatiles Analysis

Sample:	[REDACTED]	Item number:	335-01A
Injection date:	2/12/2019 9:52:34 PM	Vial:	61
Method:	ethanol quant.M	Sequence:	12Feb19
Instrument:	US14173023 CN14160045	Analyst:	Adrian
Data file:	C:\Chem32\1\Data\12Feb19\61.D		

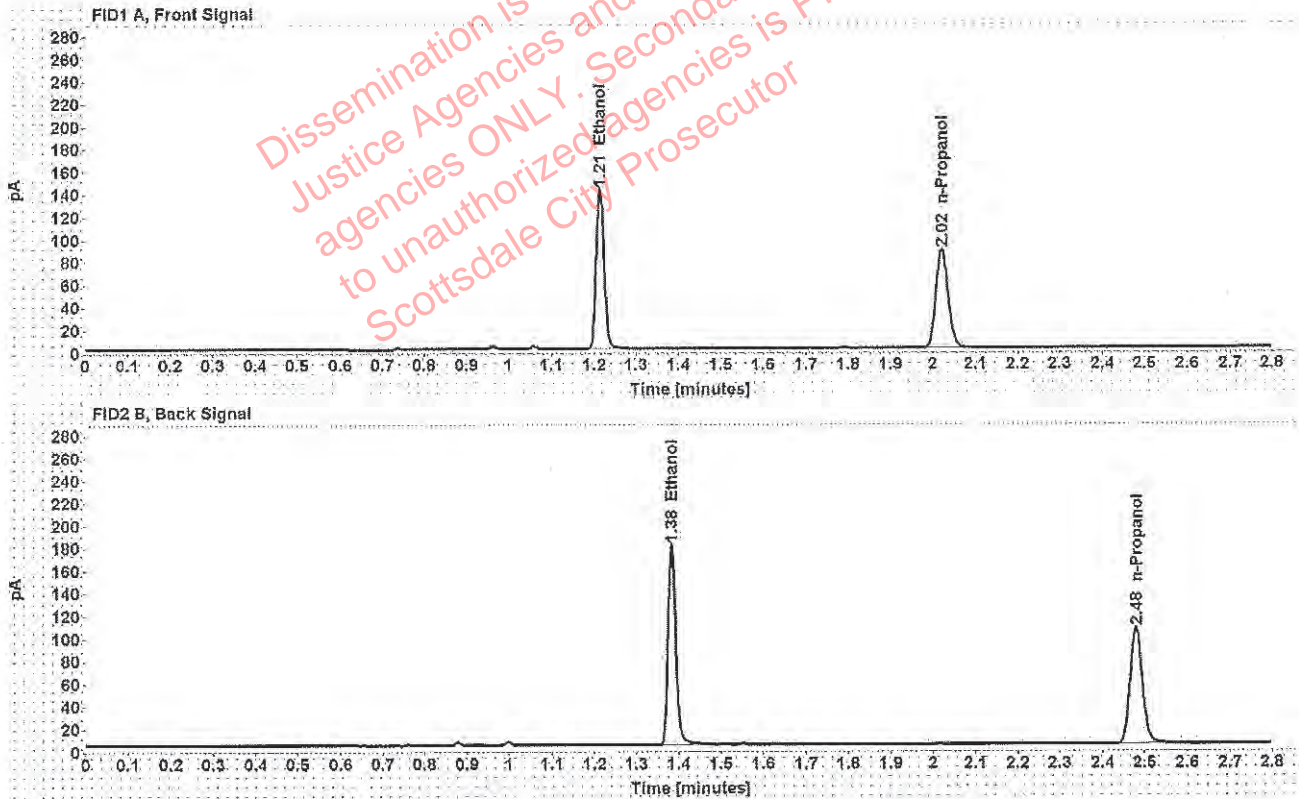


Table 1: FID 1 A (column DB-ALC1)

Compound	Amount (g/100mL)	Time (min)	Peak Area
>Ethanol	0.2763	1.214	183.891
n-Propanol	-----	2.021	174.688

Table 2: FID 2 B (column DB-ALC2)

Compound	Time (min)	Peak Area
Ethanol	1.384	229.254
n-Propanol	2.479	211.999

Adrian, William - (13-Feb-2019)

Case: [REDACTED] User: wadrian 2/13/2019

Scottsdale Police Department Crime Lab Volatiles Analysis

Sample:	[REDACTED]	Item number:	1255499
Injection date:	2/12/2019 9:56:35 PM	Vial:	62
Method:	ethanol quant.M	Sequence:	12Feb19
Instrument:	US14173023 CN14160045	Analyst:	Adrian
Data file:	C:\Chem32\1\Data\12Feb19\62.D		

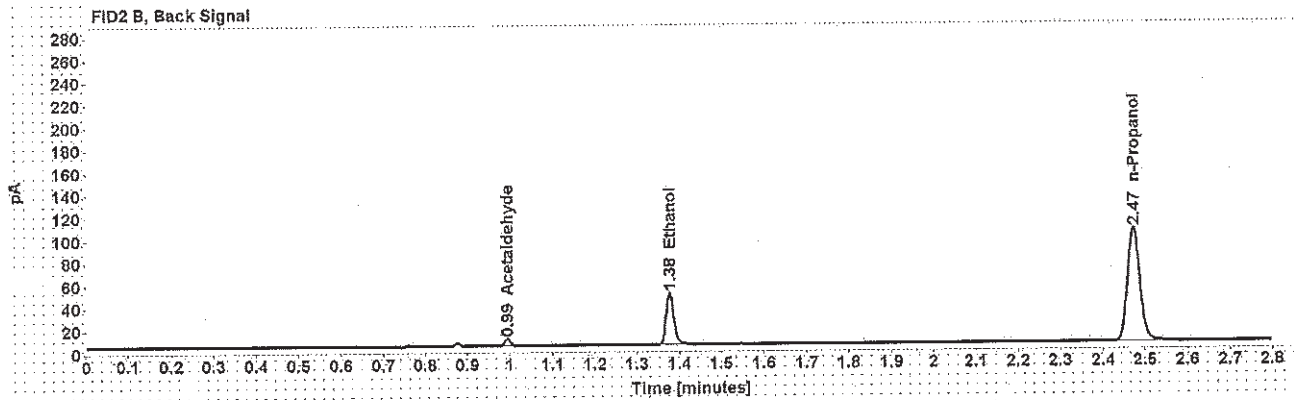
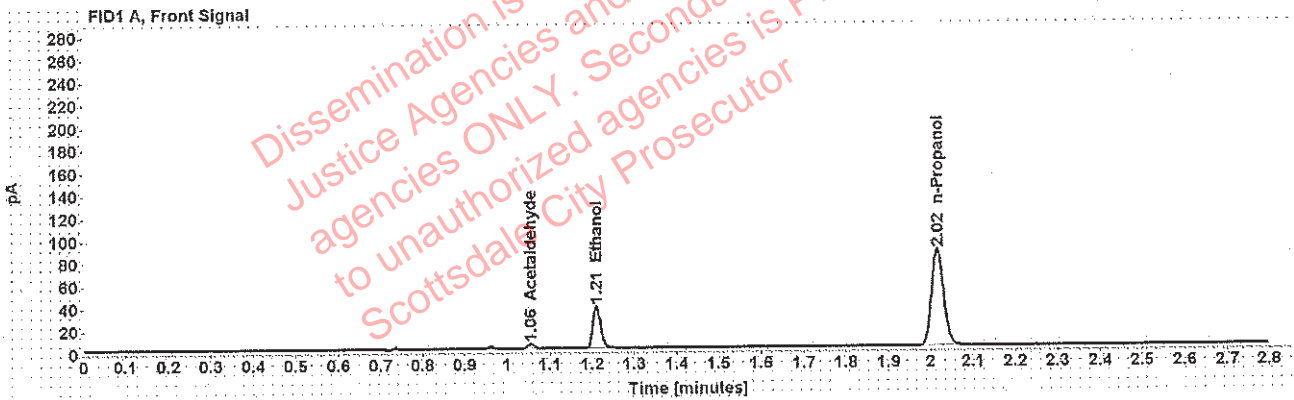


Table 1: FID 1 A (column DB-ALC1)

Compound	Amount (g/100mL)	Time (min)	Peak Area
Acetaldehyde	-----	1.055	4.370
>Ethanol	0.0738	1.210	47.693
n-Propanol	-----	2.016	171.527

Table 2: FID 2 B (column DB-ALC2)

Compound	Time (min)	Peak Area
Acetaldehyde	0.994	5.746
Ethanol	1.377	58.267
n-Propanol	2.472	207.644

Case: ██████████ User: wadrian 2/13/2019

Scottsdale Police Department Crime Lab Volatiles Analysis

Sample: ██████████	Item number: 1255499
Injection date: 2/12/2019 10:00:35 PM	Vial: 63
Method: ethanol quant.M	Sequence: 12Feb19
Instrument: US14173023 CN14160045	Analyst: Adrian
Data file: C:\Chem321\Data\12Feb19\63.D	

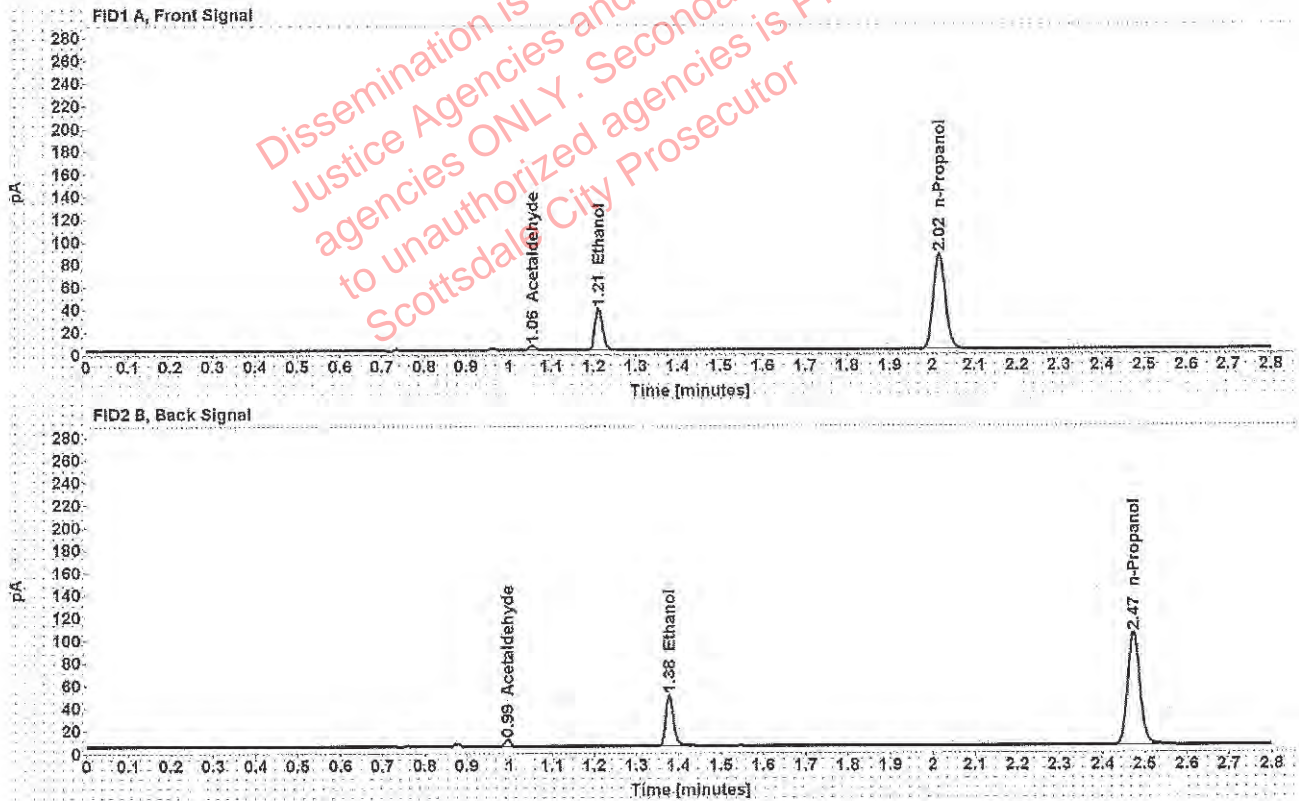


Table 1: FID 1 A (column DB-ALC1)

Compound	Amount (g/100mL)	Time (min)	Peak Area
Acetaldehyde	-----	1.056	4.409
>Ethanol	0.0741	1.211	47.407
n-Propanol	-----	2.017	169.709

Table 2: FID 2 B (column DB-ALC2)

Compound	Time (min)	Peak Area
Acetaldehyde	0.995	5.789
Ethanol	1.378	57.917
n-Propanol	2.473	205.573

Adrian, William - (13-Feb-2019)

Case: [REDACTED] User: wadrian 2/13/2019

Scottsdale Police Department Crime Lab Volatiles Analysis

Sample: [REDACTED] Item number: 1251483
Injection date: 2/12/2019 10:04:32 PM Vial: 64
Method: ethanol quant.M Sequence: 12Feb19
Instrument: US14173023 CN14160045 Analyst: Adrian
Data file: C:\Chem321\1\Data\12Feb19\64.D

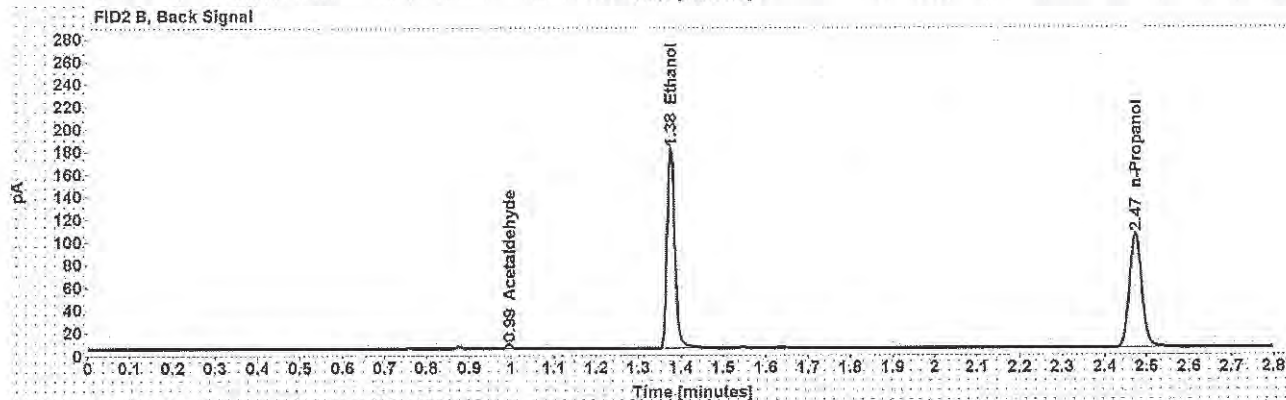
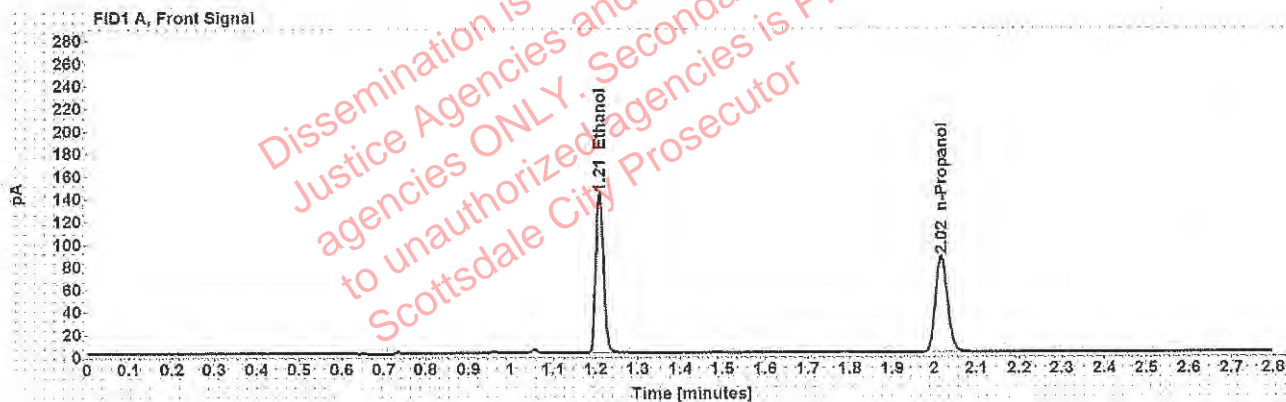


Table 1: FID 1 A (column DB-ALC1)

Compound	Amount (g/100mL)	Time (min)	Peak Area
>Ethanol	0.2778	1.210	180.751
n-Propanol	-----	2.016	170.780

Table 2: FID 2 B (column DB-ALC2)

Compound	Time (min)	Peak Area
Acetaldehyde	0.995	3.986
Ethanol	1.377	223.904
n-Propanol	2.473	206.914

: Adrian, William - (13-Feb-2019)

Case: [redacted] User: wadrian 2/13/2019

Scottsdale Police Department Crime Lab Volatiles Analysis

Sample: [redacted] Item number: 1251483
Injection date: 2/12/2019 10:08:32 PM Vial: 65
Method: ethanol quant.M Sequence: 12Feb19
Instrument: US14173023 CN14160045 Analyst: Adrian
Data file: C:\Chem32\1\Data\12Feb19\65.D

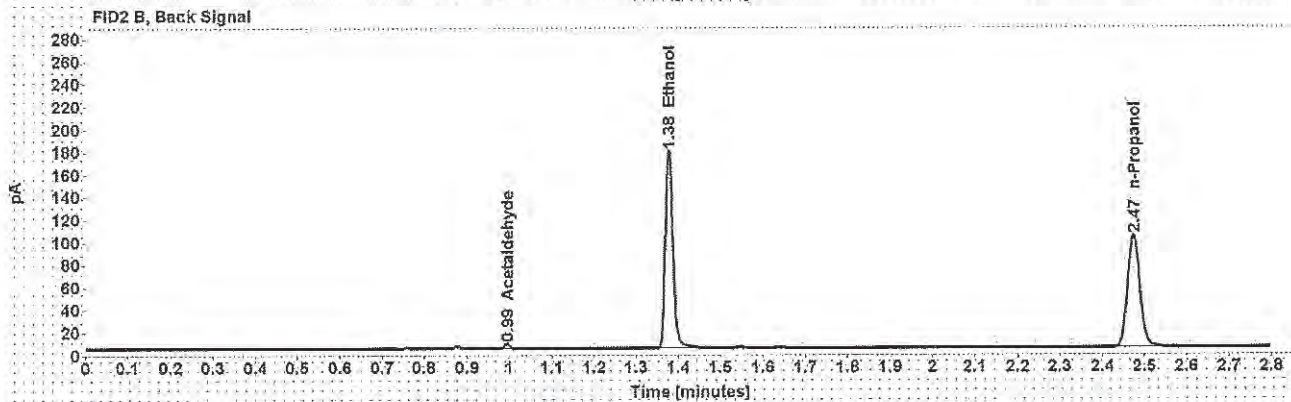
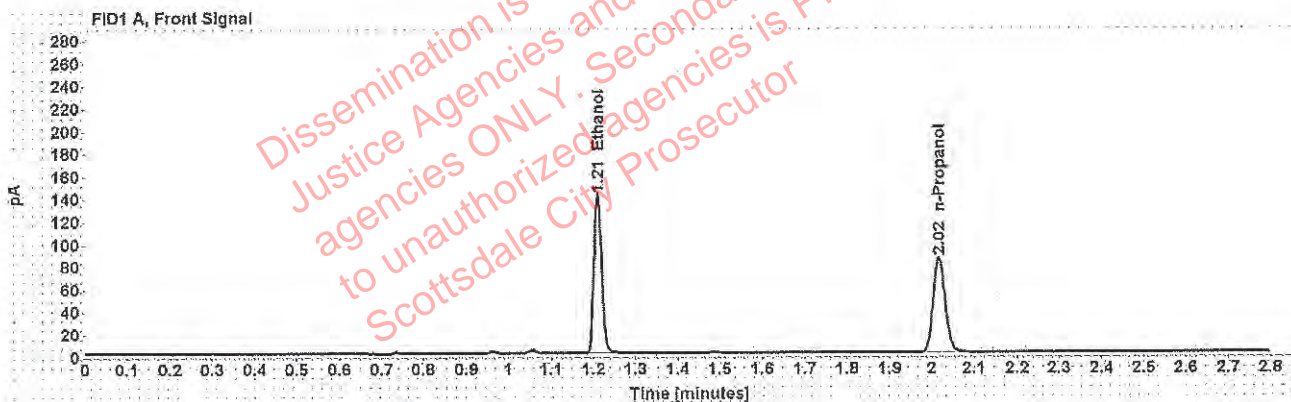


Table 1: FID 1 A (column DB-ALC1)

Compound	Amount (g/100mL)	Time (min)	Peak Area
>Ethanol	0.2787	1.210	179.517
n-Propanol	-----	2.017	169.091

Table 2: FID 2 B (column DB-ALC2)

Compound	Time (min)	Peak Area
Acetaldehyde	0.995	3.928
Ethanol	1.377	222.119
n-Propanol	2.473	205.046

Scottsdale Police Department Crime Lab Volatiles Analysis

Sample:	[REDACTED]	Item number:	1231451
Injection date:	2/12/2019 10:12:32 PM	Vial:	66
Method:	ethanol quant.M	Sequence:	12Feb19
Instrument:	US14173023 CN14160045	Analyst:	Adrian
Data file:	C:\Chem32\1\Data\12Feb19\66.D		

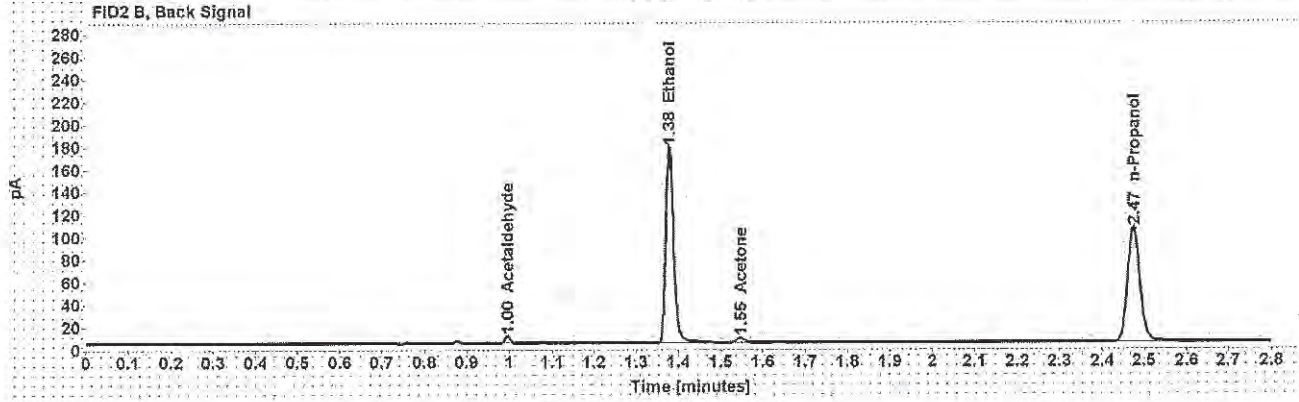
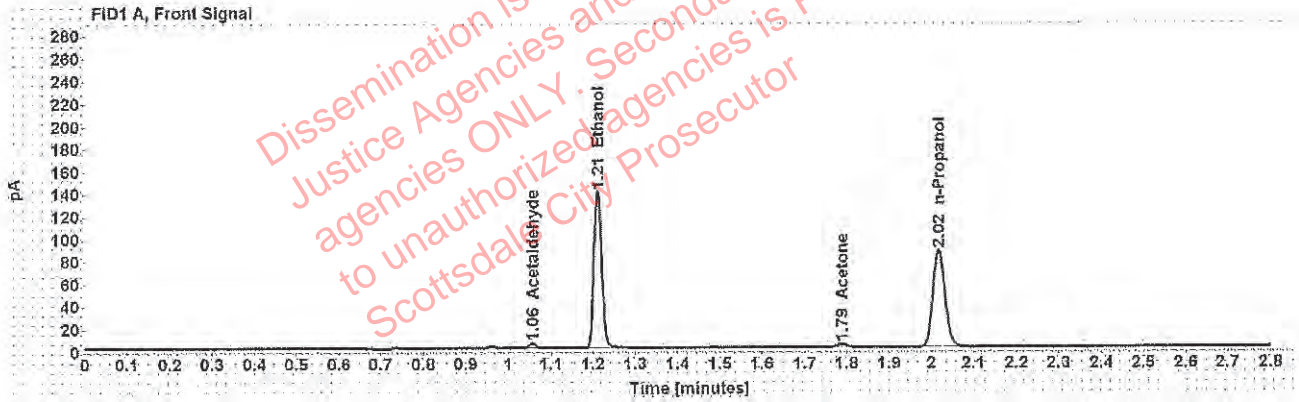


Table 1: FID 1 A (column DB-ALC1)

Compound	Amount (g/100mL)	Time (min)	Peak Area
Acetaldehyde	-----	1.056	4.556
>Ethanol	0.2729	1.211	179.471
Acetone	-----	1.788	4.620
n-Propanol	-----	2.018	172.669

Table 2: FID 2 B (column DB-ALC2)

Compound	Time (min)	Peak Area
Acetaldehyde	0.996	5.929
Ethanol	1.379	222.051
Acetone	1.547	5.287
n-Propanol	2.475	209.819

: Adrian, William - (13-Feb-2019)

Case: [REDACTED] User: wadrian 2/13/2019

Scottsdale Police Department Crime Lab Volatiles Analysis

Sample:	[REDACTED]	Item number:	1231451
Injection date:	2/12/2019 10:16:47 PM	Vial:	67
Method:	ethanol quant.M	Sequence:	12Feb19
Instrument:	US14173023 CN14160045	Analyst:	Adrian
Data file:	C:\Chem32\1\Data\12Feb19\67.D		

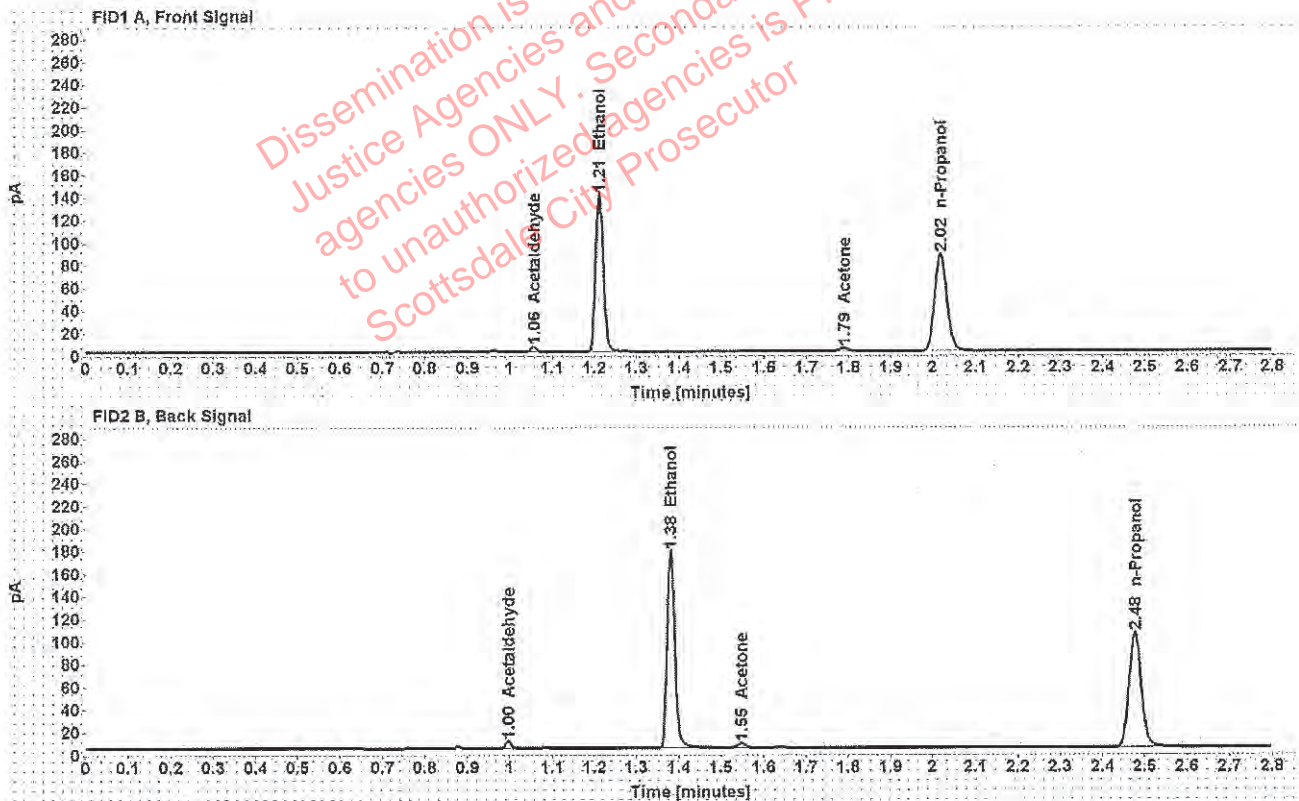


Table 1: FID 1 A (column DB-ALC1)

Compound	Amount (g/100mL)	Time (min)	Peak Area
Acetaldehyde	-----	1.057	4.534
>Ethanol	0.2745	1.212	180.277
Acetone	-----	1.789	4.540
n-Propanol	-----	2.019	172.396

Table 2: FID 2 B (column DB-ALC2)

Compound	Time (min)	Peak Area
Acetaldehyde	0.996	5.945
Ethanol	1.381	222.439
Acetone	1.548	5.170
n-Propanol	2.477	209.275

Adrian, William - (13-Feb-2019)

Case: [REDACTED] User: wadrian 2/13/2019

Scottsdale Police Department Crime Lab Volatiles Analysis

Sample:	[REDACTED]	Item number:	1254323
Injection date:	2/12/2019 10:24:47 PM	Vial:	69
Method:	ethanol quant.M	Sequence:	12Feb19
Instrument:	US14173023 CN14160045	Analyst:	Adrian
Data file:	C:\Chem32\1\Data\12Feb19\69.D		

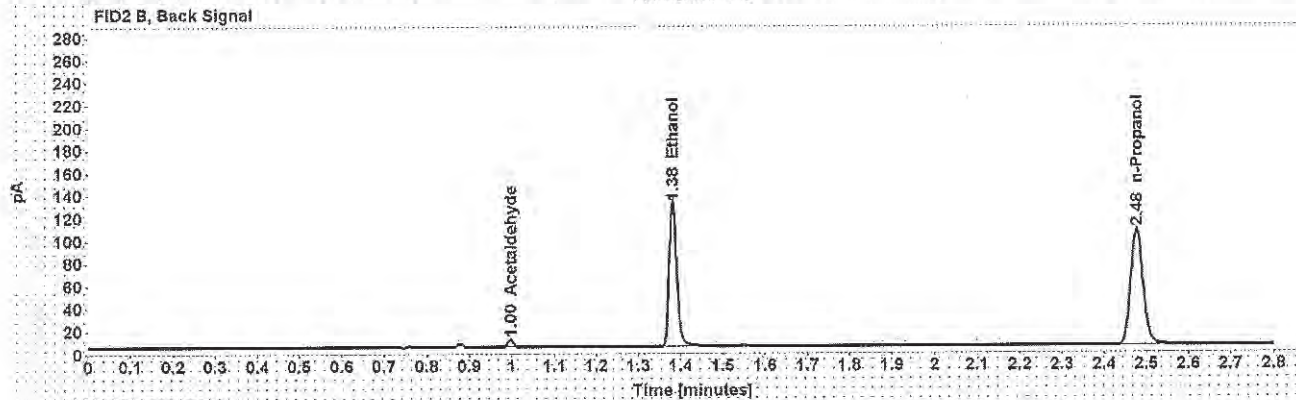
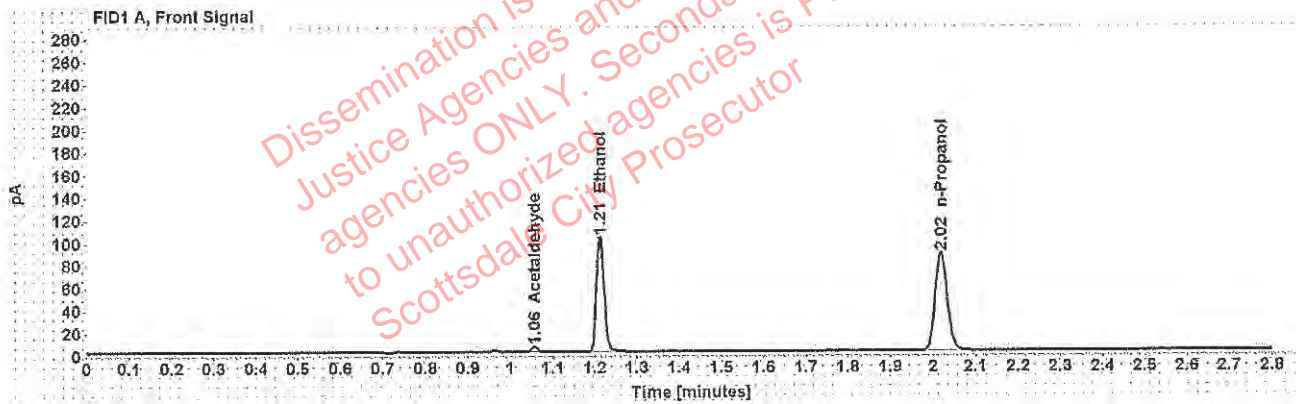


Table 1: FID 1 A (column DB-ALC1)

Compound	Amount (g/100mL)	Time (min)	Peak Area
Acetaldehyde	-----	1.057	4.775
>Ethanol	0.1999	1.213	132.474
n-Propanol	-----	2.019	174.205

Table 2: FID 2 B (column DB-ALC2)

Compound	Time (min)	Peak Area
Acetaldehyde	0.997	6.212
Ethanol	1.382	163.619
n-Propanol	2.477	211.206

Adrian, William - (13-Feb-2019)

Case: User: wadrian 2/13/2019

Scottsdale Police Department Crime Lab Volatiles Analysis

Sample:		Item number:	1254323
Injection date:	2/12/2019 10:28:47 PM	Vial:	70
Method:	ethanol.quant.M	Sequence:	12Feb19
Instrument:	US14173023 CN14160045	Analyst:	Adrian
Data file:	C:\Chem32\1\Data\12Feb19\70.D		

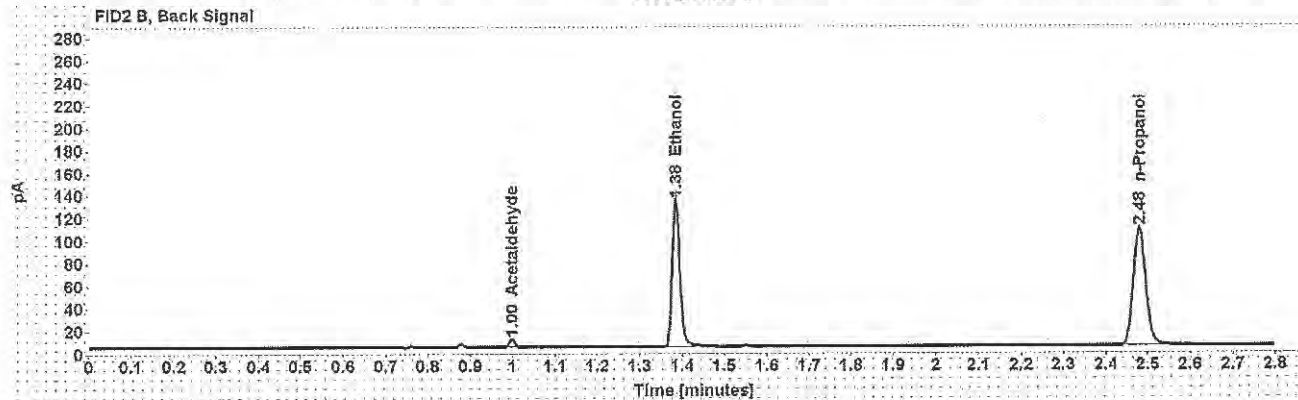
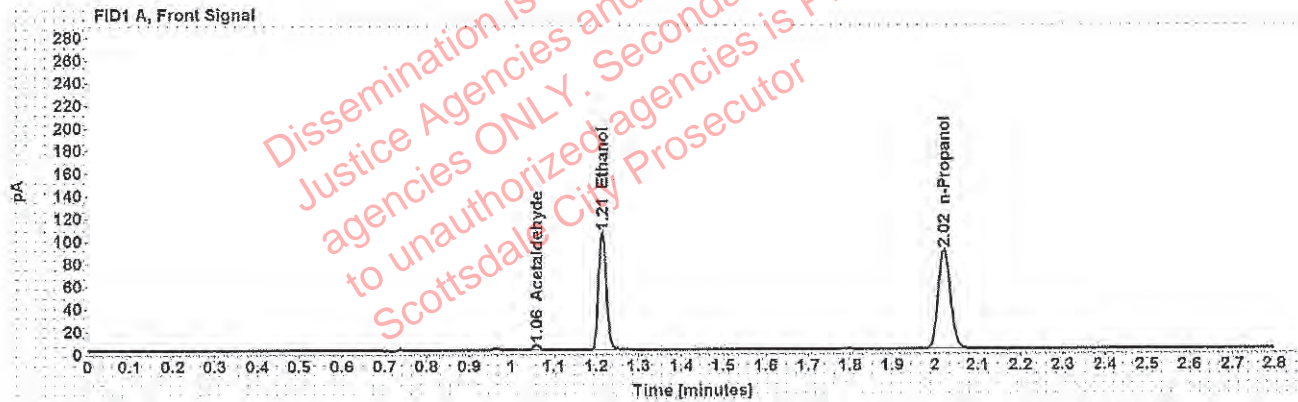


Table 1: FID 1 A (column DB-ALC1)

Compound	Amount (g/100mL)	Time (min)	Peak Area
Acetaldehyde	-----	1.058	4.785
>Ethanol	0.2022	1.215	135.731
n-Propanol	-----	2.021	176.469

Table 2: FID 2 B (column DB-ALC2)

Compound	Time (min)	Peak Area
Acetaldehyde	0.998	6.321
Ethanol	1.385	167.977
n-Propanol	2.480	214.094