

SCOTTSDALE POLICE DEPARTMENT CRIME LABORATORY BLOOD ALCOHOL FACE SHEET

ANALYSIS DATE 04/3/2019 SEQUENCE NAME 3Apr19

EQUIPMENT

Pipettor Hamilton ML600EH7497 Hamilton ML600GJ10749
 Gas Chromatograph Agilent US14173023

INSTRUMENT CALIBRATION

Vial 1 0.02 calibrator Lot FN03241604 Coefficient of determination (r²)
 Vial 2 0.10 calibrator Lot FN06181501 0.99999
 Vial 3 0.20 calibrator Lot FN07201502
 Vial 4 0.40 calibrator Lot FN11191402

CALIBRATION VERIFICATION AND RESOLUTION TEST

Vial	Sample	Expected result	Measured result	Manufacturer/lot
5	Blank	Not detected	Not detected	SPD lab 121118
6	Volatiles mixture	6 compounds	6 compounds	SPD lab 020917WLA
7	Aqueous control	0.400 g/dL	0.396 g/dL	Lipomed 08012015-C
8	Aqueous control	0.040 g/dL	0.040 g/dL	Lipomed 09022015-A
9	Blood control	0.198 g/dL	0.197 g/dL	ACQ 407041529/13
20	Aqueous control	0.080 g/dL	0.080 g/dL	Lipomed 28082014-B
31	Aqueous control	0.150 g/dL	0.152 g/dL	Lipomed 09022015-C
42	Blood control	0.198 g/dL	0.198 g/dL	ACQ 407041529/13
53	Aqueous control	0.080 g/dL	0.081 g/dL	Lipomed 28082014-B
64	Aqueous control	0.150 g/dL	0.152 g/dL	Lipomed 09022015-C
71	Aqueous control	0.400 g/dL	0.403 g/dL	Lipomed 08012015-C
72	Aqueous control	0.040 g/dL	0.040 g/dL	Lipomed 09022015-A
73	Blood control	0.198 g/dL	0.200 g/dL	ACQ 407041529/13
74	Blank	Not detected	Not detected	SPD lab 121118

SUBJECT SAMPLES

Subjects in the sequence 28 Subjects requiring reanalysis 0

ADDITIONAL NOTES: All testing proceeded as expected.

Run valid Run invalid WA 1570 4/4/19 Analyst
 Run valid Run invalid KOSEWIKI 4/5/19 Technical Reviewer

Scottsdale Police Department Crime Laboratory Sequence Quality Assurance Summary

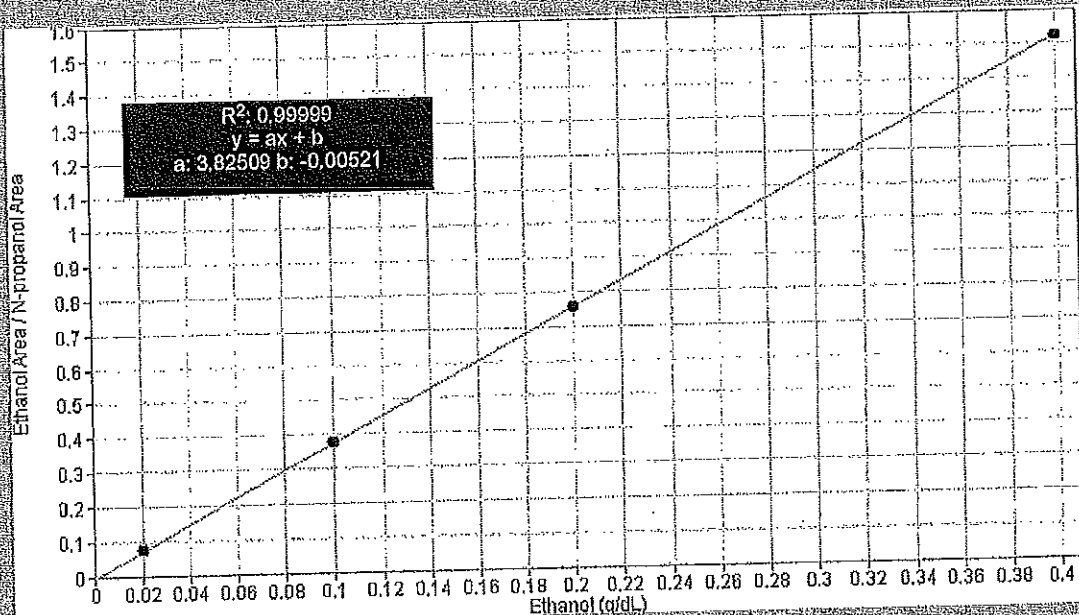
SEQUENCE NAME: 3Apr19

ANALYST: Adrian WA

Sample Name	Vial	Measured Value (g/dL)	Expected Value (g/dL)	Percent Difference	Absolute Difference (g/dL)
blank 121118	5	negative	negative	-	-
0.400 08012015-C	7	0.396	0.400	1.00	-0.004
0.040 09022015-A	8	0.040	0.040	0.00	0.000
0.198 407041529/13	9	0.197	0.198	0.51	-0.001
0.080 28082014-B	20	0.080	0.080	0.00	0.000
0.150 09022015-C	31	0.152	0.150	1.33	0.002
0.198 407041529/13	42	0.198	0.198	0.00	0.000
0.080 28082014-B	53	0.081	0.080	1.25	0.001
0.150 09022015-C	64	0.152	0.150	1.33	0.002
0.40 08012015-C	71	0.403	0.400	0.75	0.003
0.04 09022015-A	72	0.040	0.040	0.00	0.000
0.198 407041529/13	73	0.200	0.198	1.01	0.002
blank 121118	74	negative	negative	-	-

Calibrator	Ethanol Area	N-propanol Area	Ratio
0.020	11,964	162,807	0.074
0.100	62,515	166,083	0.376
0.200	124,145	164,005	0.757
0.400	248,610	162,878	1.526

Calibration Line



Scottsdale Police Department Crime Lab Volatiles Analysis

LWA

Sample: 0.020 FN03241604	Item number: 1
Injection date: 4/3/2019 1:18:30 PM	Vial: 3Apr19
Method: ethanol quant.M	Sequence: 3Apr19
Instrument: US14173023 CN14160045	Analyst: Adrian
Data file: C:\Chem32\1\Data\3Apr19\1.D	

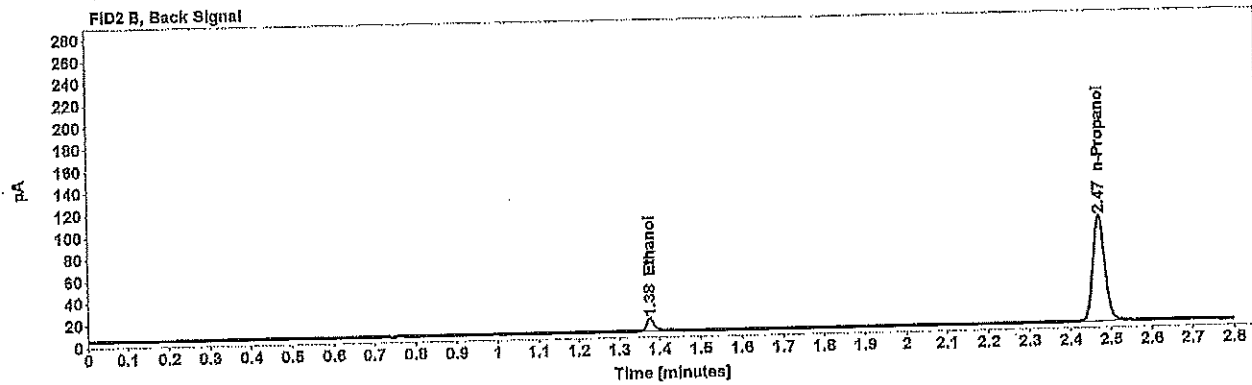
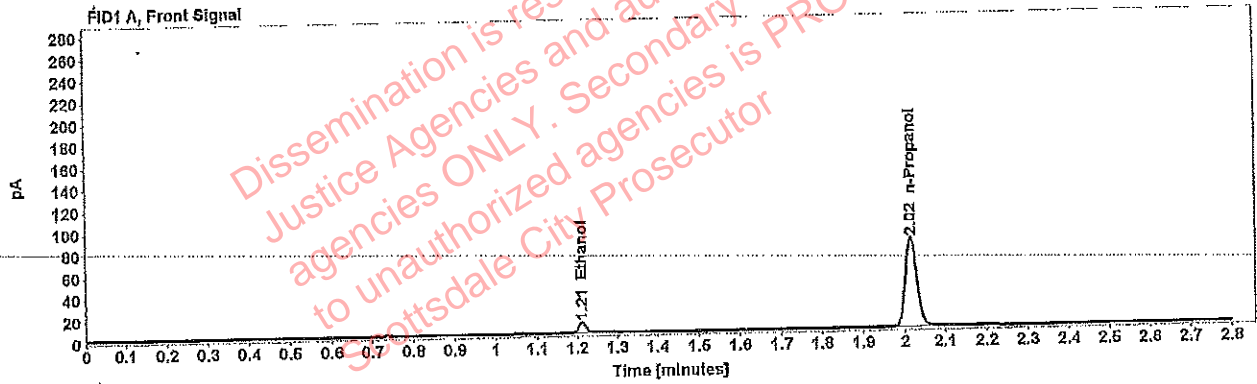


Table 1: FID 1 A (column DB-ALC1)

Compound	Time (min)	Peak Area
Ethanol	1.212	11.964
n-Propanol	2.015	162.807

Table 2: FID 2 B (column DB-ALC2)

Compound	Time (min)	Peak Area
Ethanol	1.376	14.668
n-Propanol	2.470	197.582

Scottsdale Police Department Crime Lab Volatiles Analysis

WA

Sample: 0.100 FN06181501	Item number:
Injection date: 4/3/2019 1:22:30 PM	Vial: 2
Method: ethanol quant.M	Sequence: 3Apr19
Instrument: US14173023 CN14160045	Analyst: Adrian
Data file: C:\Chem32\1\Data\3Apr19\2.D	

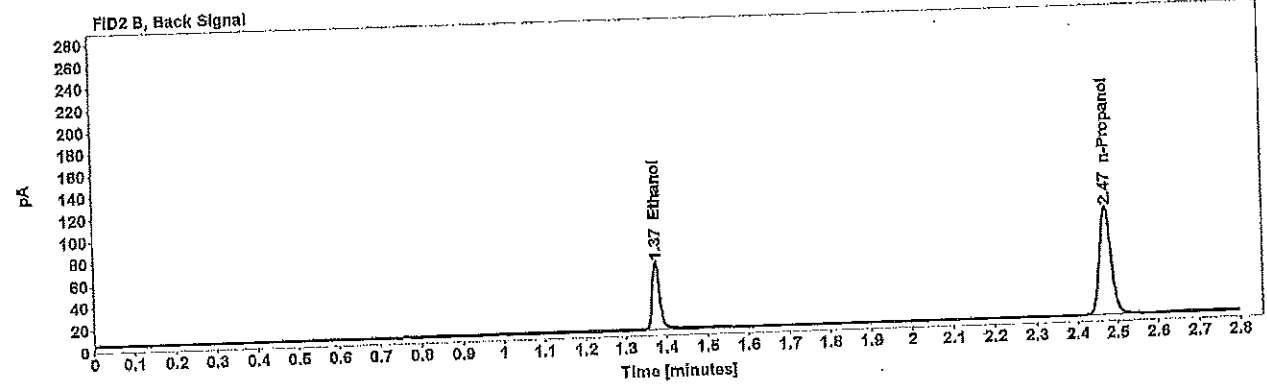
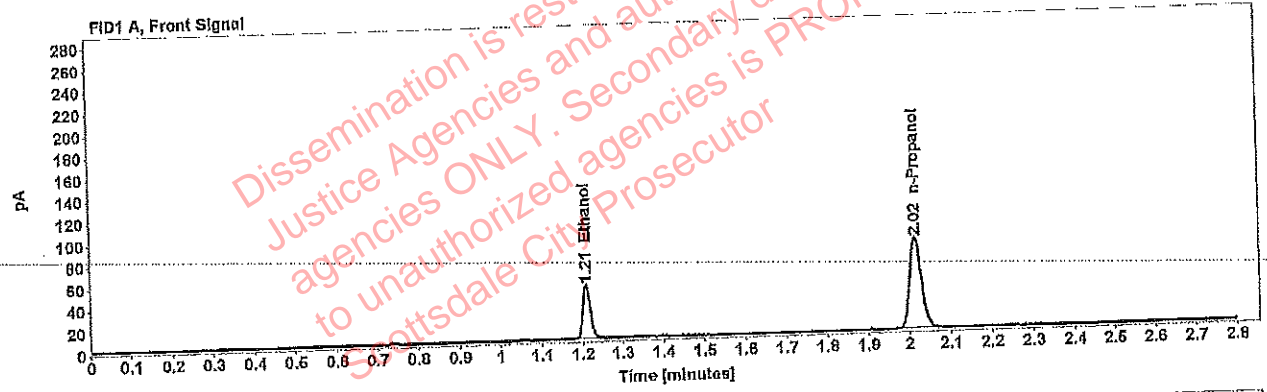


Table 1: FID 1 A (column DB-ALC1)

Compound	Time (min)	Peak Area
Ethanol	1.209	62.515
n-Propanol	2.015	166.083

Table 2: FID 2 B (column DB-ALC2)

Compound	Time (min)	Peak Area
Ethanol	1.374	77.019
n-Propanol	2.470	202.024

Scottsdale Police Department Crime Lab Volatiles Analysis

WA

Sample: 0.200 FN07201502	Item number:
Injection date: 4/3/2019 1:26:30 PM	Vial: 3
Method: ethanol quant.M	Sequence: 3Apr19
Instrument: US14173023 CN14160045	Analyst: Adrian
Data file: C:\Chem32\1\Data\3Apr19\3.D	

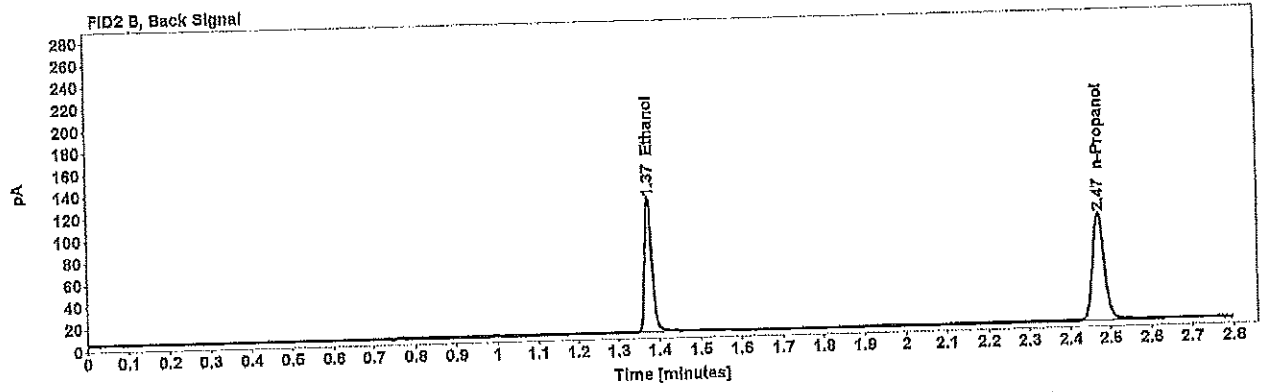
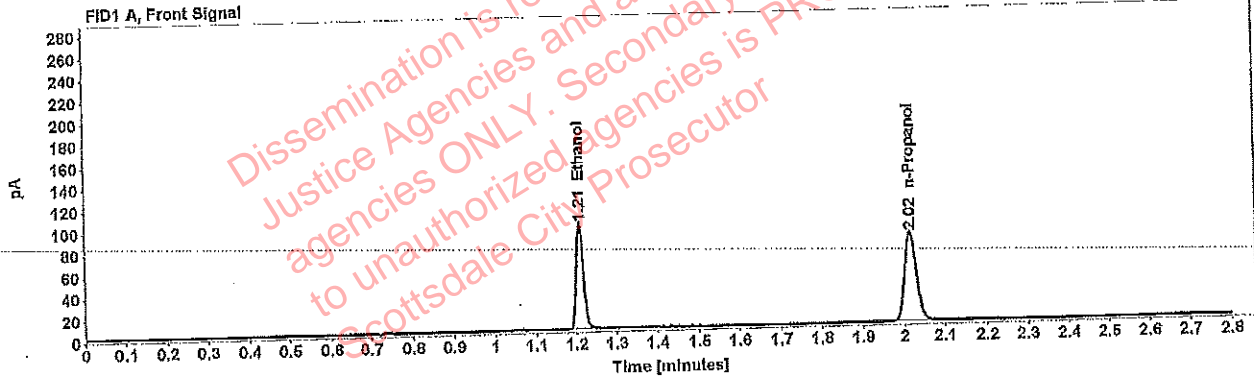


Table 1: FID 1 A (column DB-ALC1)

Compound	Time (min)	Peak Area
Ethanol	1.208	124.146
n-Propanol	2.015	164.005

Table 2: FID 2 B (column DB-ALC2)

Compound	Time (min)	Peak Area
Ethanol	1.374	153.844
n-Propanol	2.470	199.867

Scottsdale Police Department Crime Lab Volatiles Analysis

WVA

Sample: 0.400 FN11191402	Item number:
Injection date: 4/3/2019 1:30:29 PM	Vial: 4
Method: ethanol quant.M	Sequence: 3Apr19
Instrument: US14173023 CN14160045	Analyst: Adrian
Data file: C:\Chem32\11\Data\3Apr19\4.D	

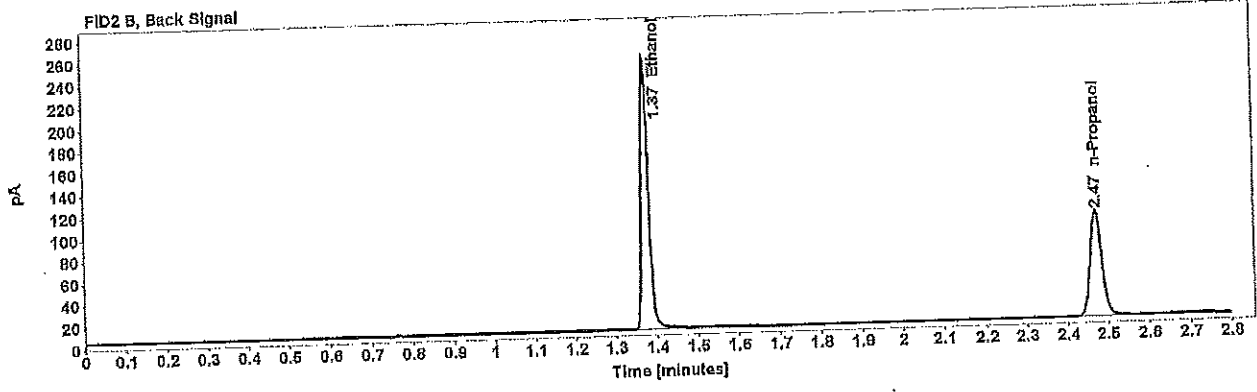
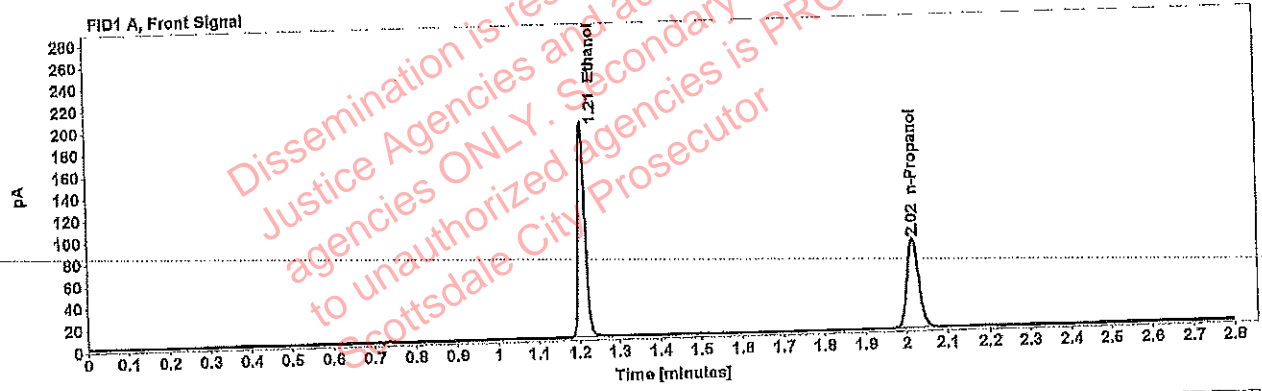


Table 1: FID 1 A (column DB-ALC1)

Compound	Time (min)	Peak Area
Ethanol	1.208	248.610
n-Propanol	2.015	162.878

Table 2: FID 2 B (column DB-ALC2)

Compound	Time (min)	Peak Area
Ethanol	1.374	308.904
n-Propanol	2.470	198.827

Scottsdale Police Department Crime Lab Volatiles Analysis

WA

Sample: blank 121118	Item number:
Injection date: 4/3/2019 1:34:30 PM	Vial: 5
Method: ethanol quant.M	Sequence: 3Apr19
Instrument: US14173023 CN14160045	Analyst: Adrian
Data file: C:\Chem32\1\Data\3Apr19\5.D	

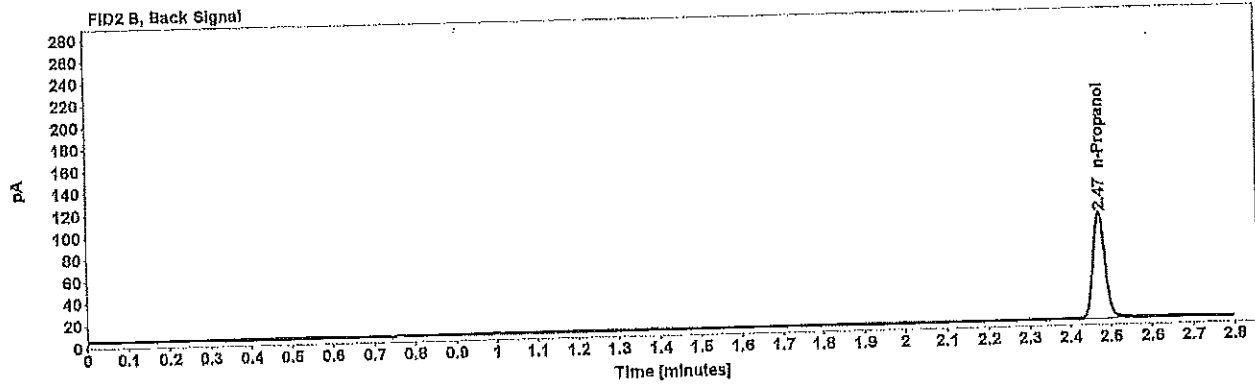


Table 1: FID 1 A (column DB-ALC1)

Compound	Amount (g/100mL)	Time (min)	Peak Area
n-Propanol	-----	2.016	163.705

Table 2: FID 2 B (column DB-ALC2)

Compound	Time (min)	Peak Area
n-Propanol	2.471	198.612

Scottsdale Police Department Crime Lab Volatiles Analysis

WA

Sample: volatiles mix 020917	Item number:
Injection date: 4/3/2019 1:38:30 PM	Vial: 6
Method: ethanol quant.M	Sequence: 3Apr19
Instrument: US14173023 CN14160045	Analyst: Adrian
Data file: C:\Chem32\1\Data\3Apr19\6.D	

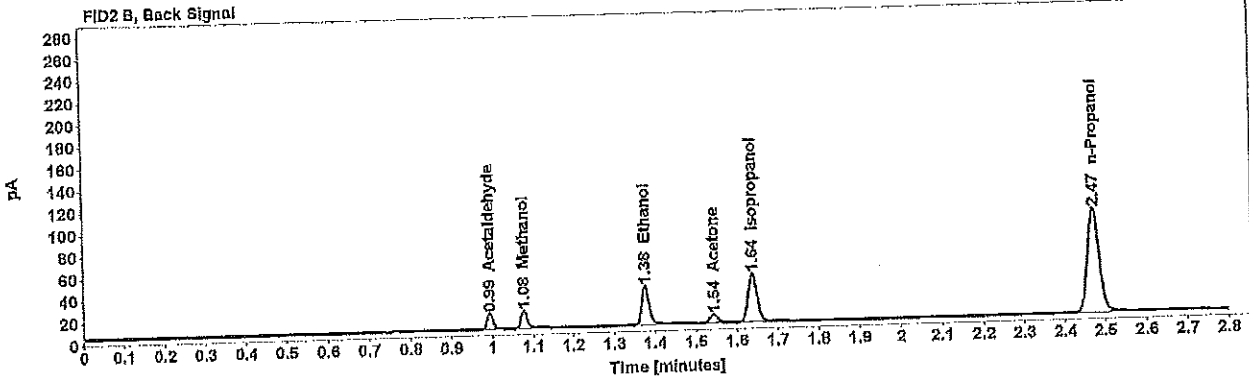
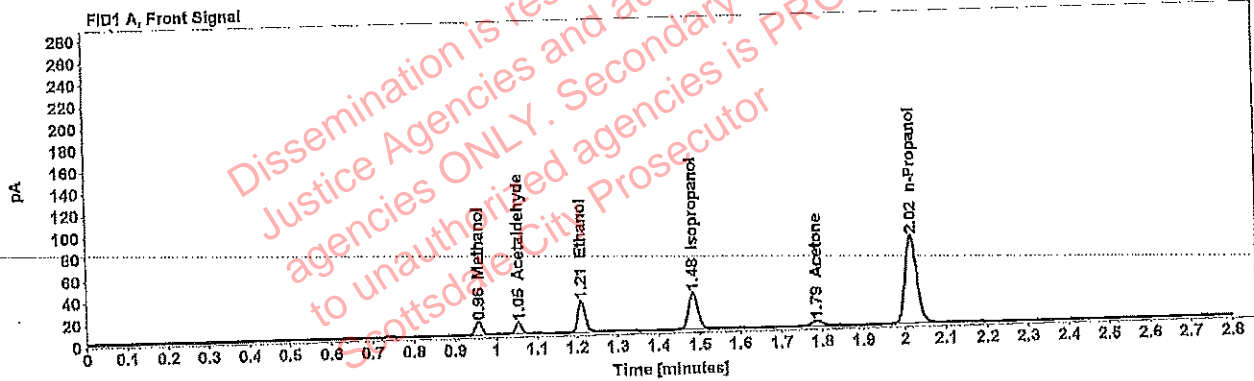


Table 1: FID 1 A (column DB-ALC1)

Compound	Amount (g/100mL)	Time (min)	Peak Area
Methanol	-----	0.957	13.278
Acetaldehyde	-----	1.055	10.951
>Ethanol	0.0608	1.210	36.389
Isopropanol	-----	1.484	53.541
Acetone	-----	1.786	8.137
n-Propanol	-----	2.016	160.111

Table 2: FID 2 B (column DB-ALC2)

Compound	Time (min)	Peak Area
Acetaldehyde	0.993	14.167
Methanol	1.077	16.870
Ethanol	1.376	44.686
Acetone	1.544	9.610
Isopropanol	1.638	66.822
n-Propanol	2.471	194.944

Scottsdale Police Department Crime Lab Volatiles Analysis

WA

Sample: 0.400 08012015-C	Item number:
Injection date: 4/3/2019 1:42:44 PM	Vial: 7
Method: ethanol quant.M	Sequence: 3Apr19
Instrument: US14173023 CN14160045	Analyst: Adrian
Data file: C:\Chem32\1\Data\3Apr19\7.D	

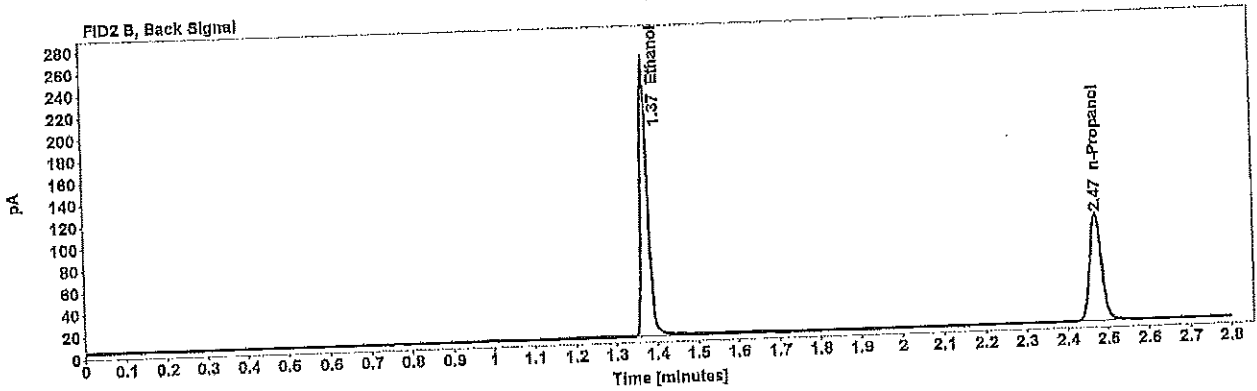
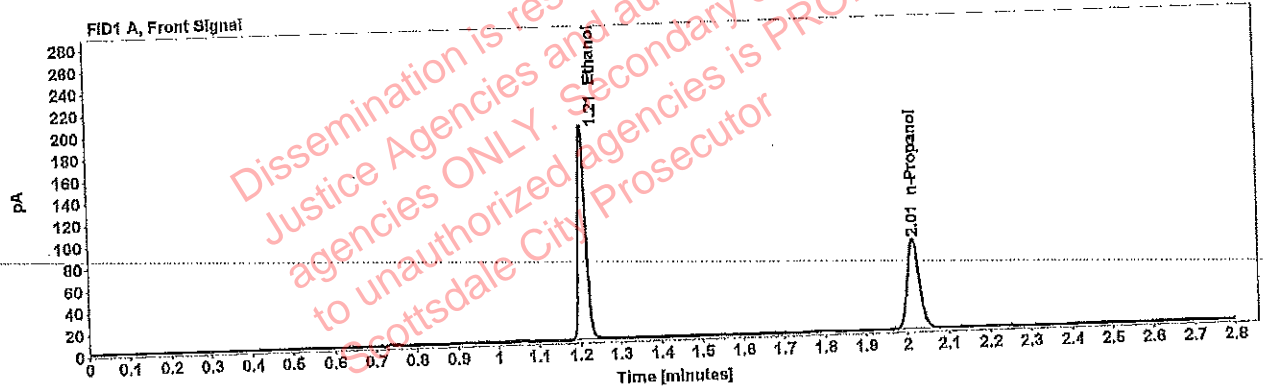


Table 1: FID 1 A (column DB-ALC1)

Compound	Amount (g/100mL)	Time (min)	Peak Area
>Ethanol	0.3965	1.208	249.023
n-Propanol	-----	2.015	164.774

Table 2: FID 2 B (column DB-ALC2)

Compound	Time (min)	Peak Area
Ethanol	1.373	311.147
n-Propanol	2.470	200.509

Scottsdale Police Department Crime Lab Volatiles Analysis

Sample: 0.040 09022015-A	Item number:
Injection date: 4/3/2019 1:46:44 PM	Vial: 8
Method: ethanol quant.M	Sequence: 3Apr19
Instrument: US14173023 CN14160045	Analyst: Adrian
Data file: C:\Chem32\1\Data\3Apr19\8.D	

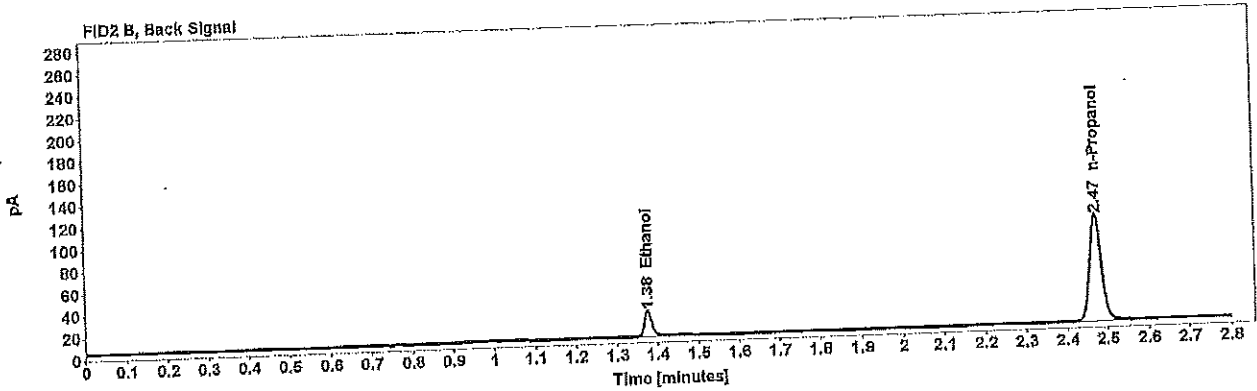
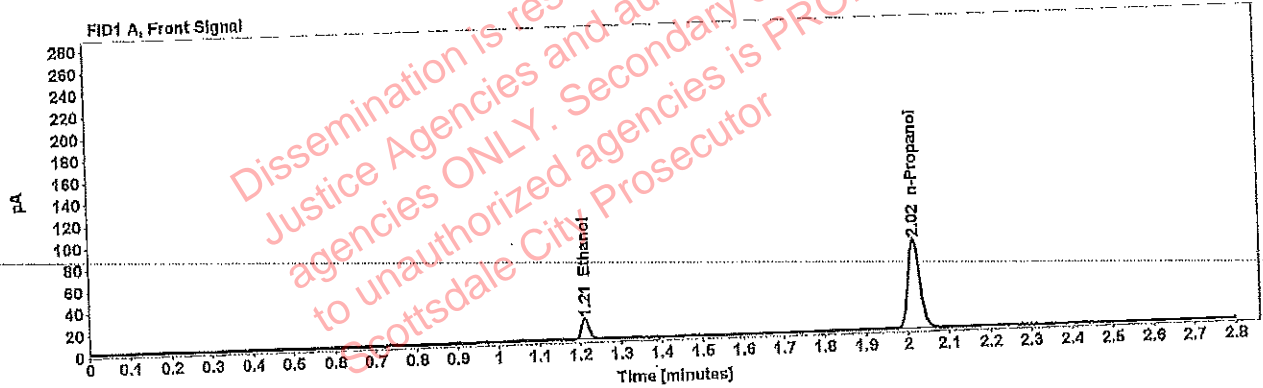


Table 1: FID 1 A (column DB-ALC1)

Compound	Amount (g/100mL)	Time (min)	Peak Area
>Ethanol	0.0401	1.211	24.305
n-Propanol	-----	2.015	164.037

Table 2: FID 2 B (column DB-ALC2)

Compound	Time (min)	Peak Area
Ethanol	1.376	29.771
n-Propanol	2.470	199.941

Scottsdale Police Department Crime Lab Volatiles Analysis

WA

Sample: 0,198 407041529/13 Injection date: 4/3/2019 1:50:45 PM Method: ethanol quant.M Instrument: US14173023 CN14160045 Data file: C:\Chem32\1\Data\3Apr19\9.D	Item number: Vial: 9 Sequence: 3Apr19 Analyst: Adrian
---	--

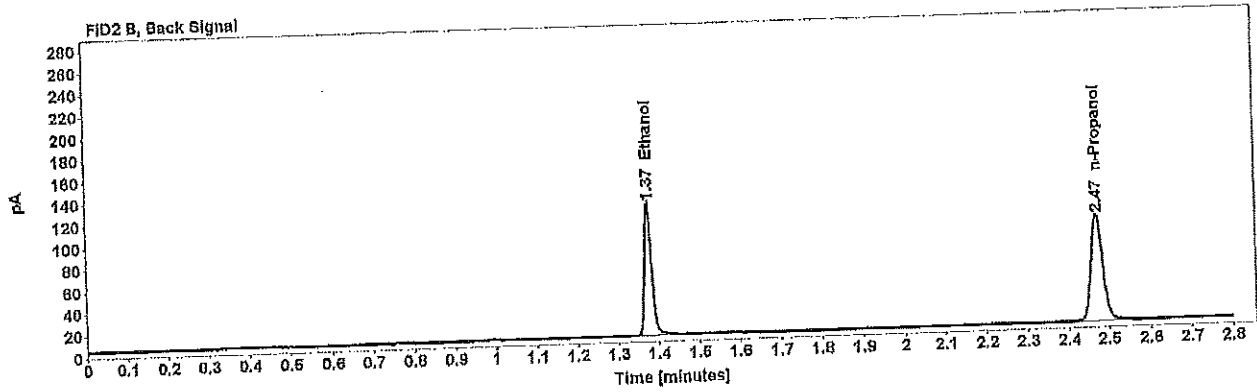
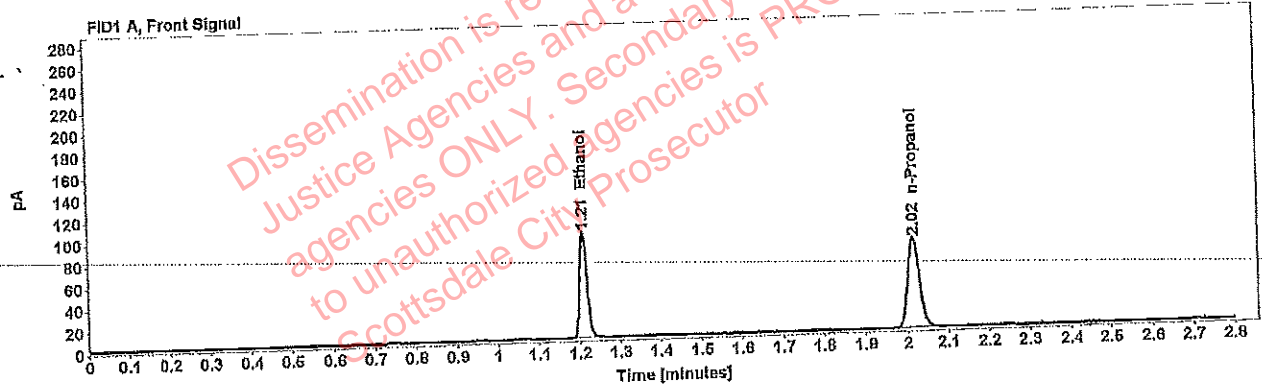


Table 1: FID 1 A (column DB-ALC1)

Compound	Amount (g/100mL)	Time (min)	Peak Area
>Ethanol	0.1978	1.209	123.762
n-Propanol	-----	2.016	164.738

Table 2: FID 2 B (column DB-ALC2)

Compound	Time (min)	Peak Area
Ethanol	1.375	153.376
n-Propanol	2.471	200.564

Scottsdale Police Department Crime Lab Volatiles Analysis

RM

Sample: 0.080 28082014-B	Item number:
Injection date: 4/3/2019 2:35:14 PM	Vial: 20
Method: ethanol quant.M	Sequence: 3Apr19
Instrument: US14173023 CN14160045	Analyst: Adrian
Data file: C:\Chem321\1\Data\3Apr19\20.D	

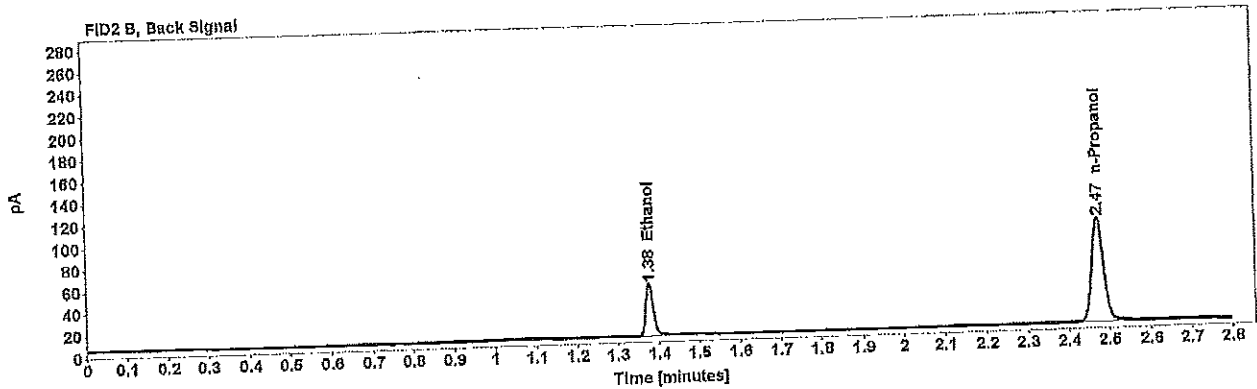
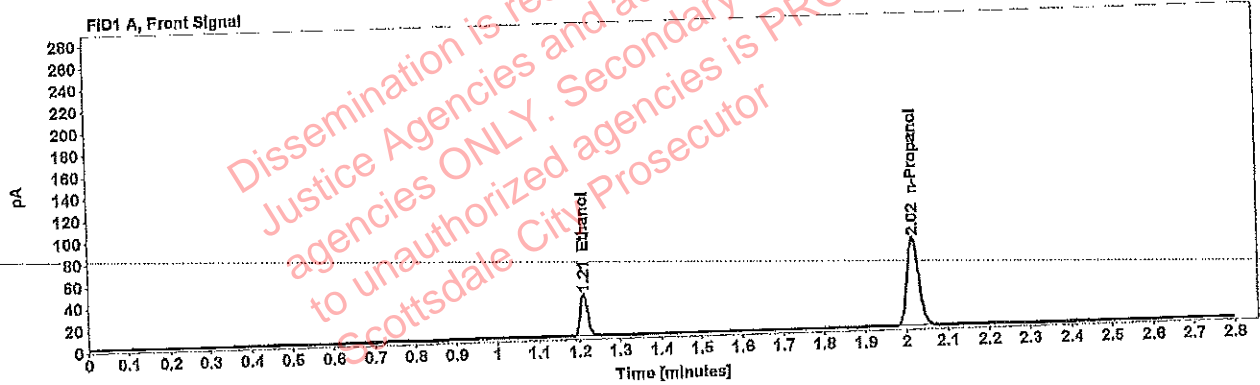


Table 1: FID 1 A (column DB-ALC1)

Compound	Amount (g/100mL)	Time (min)	Peak Area
>Ethanol	0.0806	1.210	48.973
n-Propanol	---	2.016	161.584

Table 2: FID 2 B (column DB-ALC2)

Compound	Time (min)	Peak Area
Ethanol	1.376	60.313
n-Propanol	2.471	196.666

Scottsdale Police Department Crime Lab Volatiles Analysis

WA

Sample: 0.150 09022015-C	Item number:
Injection date: 4/3/2019 3:10:45 PM	Vial: 31
Method: ethanol quant.M	Sequence: 3Apr19
Instrument: US14173023 CN14160045	Analyst: Adrian
Data file: C:\Chem32\1\Data\3Apr19\31.D	

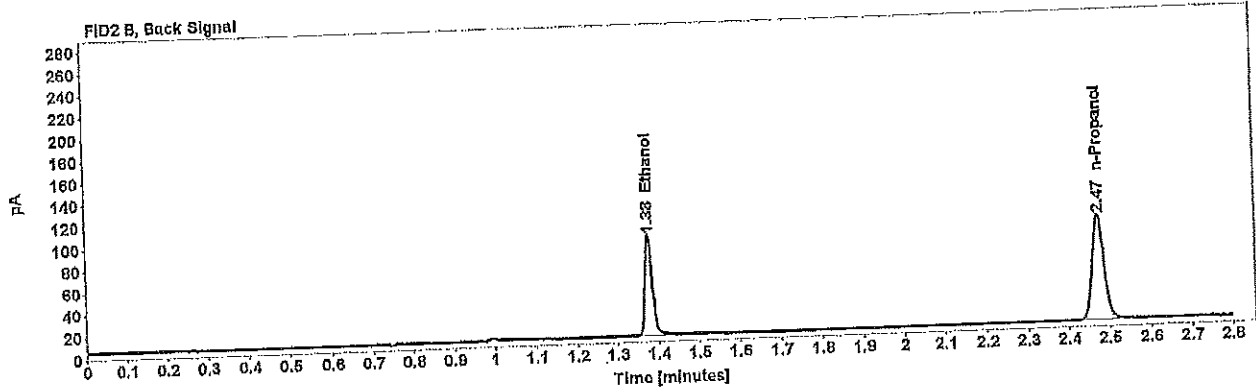
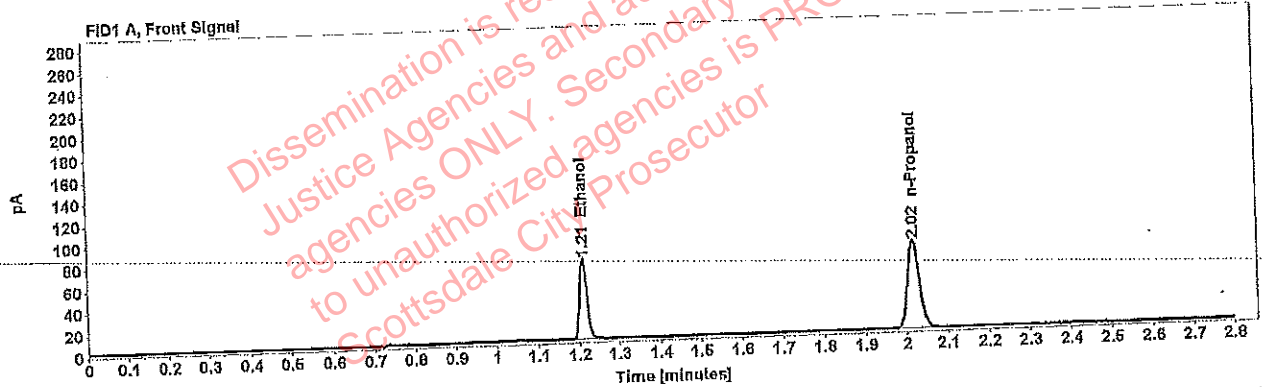


Table 1: FID 1 A (column DB-ALC1)

Compound	Amount (g/100mL)	Time (min)	Peak Area
>Ethanol	0.1621	1.210	93.269
n-Propanol	-----	2.016	161.733

Table 2: FID 2 B (column DB-ALC2)

Compound	Time (min)	Peak Area
Ethanol	1.376	115.875
n-Propanol	2.472	197.079

Scottsdale Police Department Crime Lab Volatiles Analysis

WA

Sample: 0.198 407041529/13	Item number:
Injection date: 4/3/2019 4:03:59 PM	Vial: 42
Method: ethanol quant.M	Sequence: 3Apr19
Instrument: US14173023 CN14160045	Analyst: Adrian
Data file: C:\Chem32\1\Data\3Apr19\42.D	

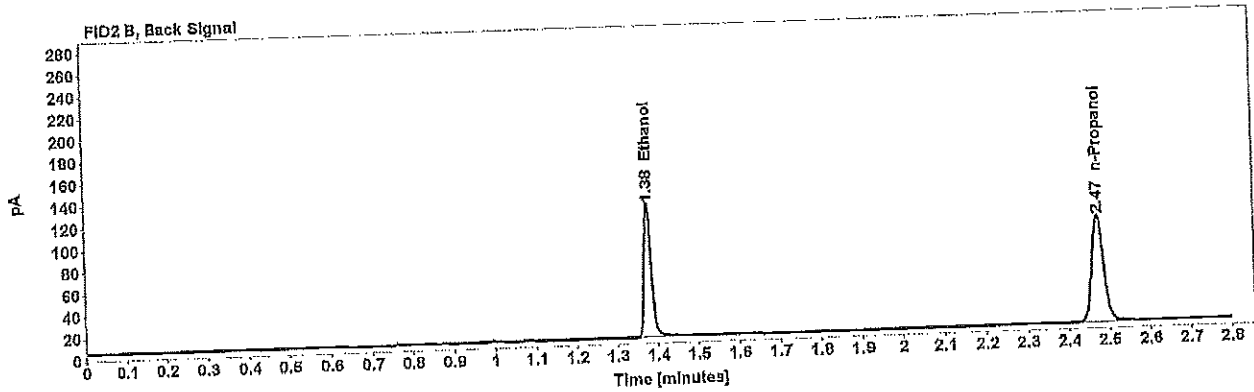
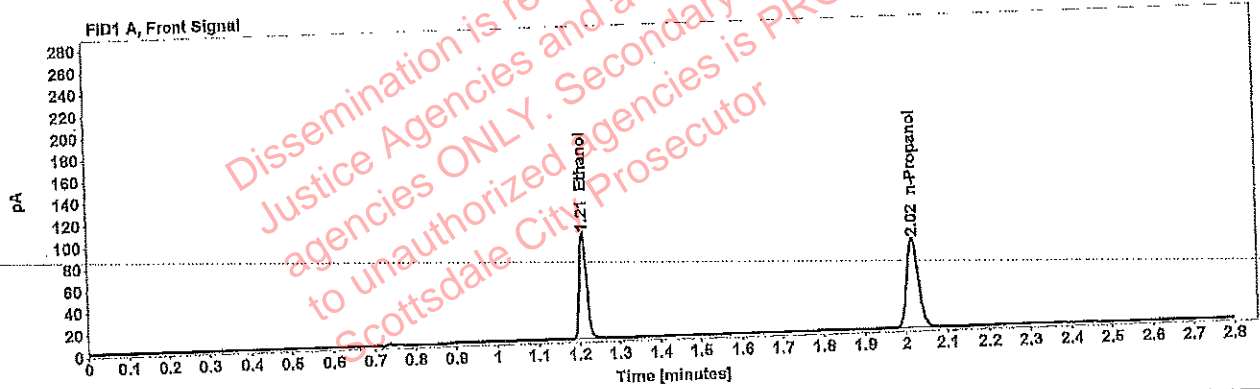


Table 1: FID 1 A (column DB-ALC1)

Compound	Amount (g/100mL)	Time (min)	Peak Area
>Ethanol	0.1985	1.209	123.295
n-Propanol	---	2.016	163.470

Table 2: FID 2 B (column DB-ALC2)

Compound	Time (min)	Peak Area
Ethanol	1.376	153.478
n-Propanol	2.472	199.640

Scottsdale Police Department Crime Lab Volatiles Analysis

104

Sample: 0.080 28082014-B Injection date: 4/3/2019 4:48:30 PM Method: ethanol quant.M Instrument: US14173023 CN14160045 Data file: C:\Chem32\1\Data\3Apr19\53.D	Item number: Vial: 53 Sequence: 3Apr19 Analyst: Adrian
---	---

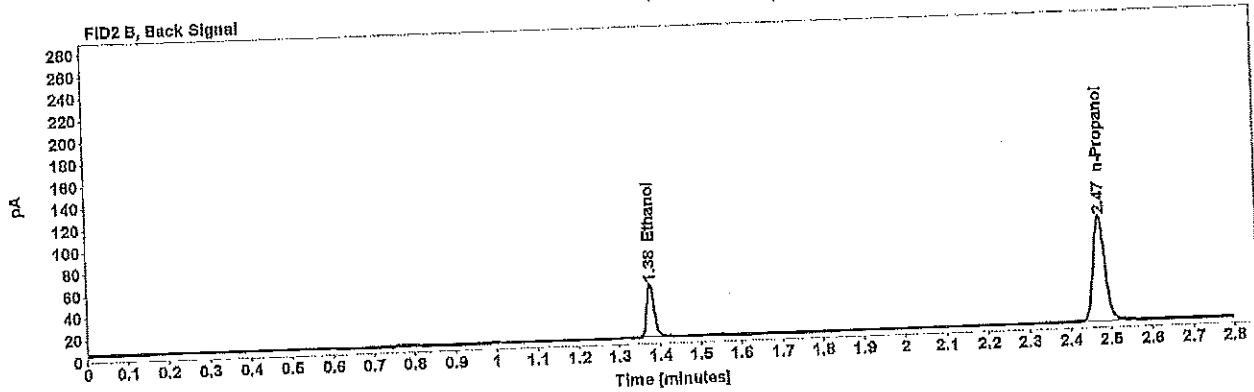
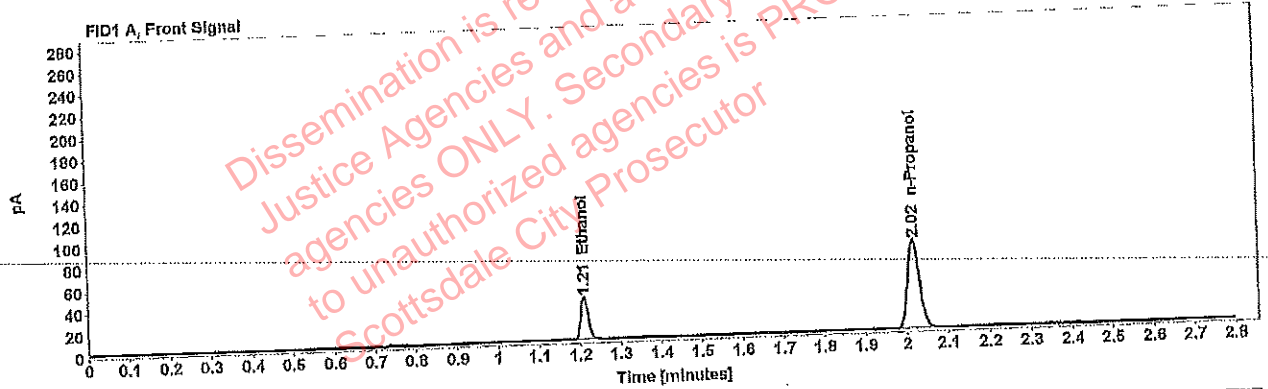


Table 1: FID 1 A (column DB-ALC1)

Compound	Amount (g/100mL)	Time (min)	Peak Area
>Ethanol	0.0816	1.210	49.838
n-Propanol	-----	2.016	162.369

Table 2: FID 2 B (column DB-ALC2)

Compound	Time (min)	Peak Area
Ethanol	1.377	61.575
n-Propanol	2.472	198.038

Scottsdale Police Department Crime Lab Volatiles Analysis

WA

Sample: 0.150 09022015-C	Item number:
Injection date: 4/3/2019 5:33:00 PM	Vial: 64
Method: ethanol quant.M	Sequence: 3Apr19
Instrument: US14173023 CN14160045	Analyst: Adrian
Data file: C:\Chem32\1\Data\3Apr19\64.D	

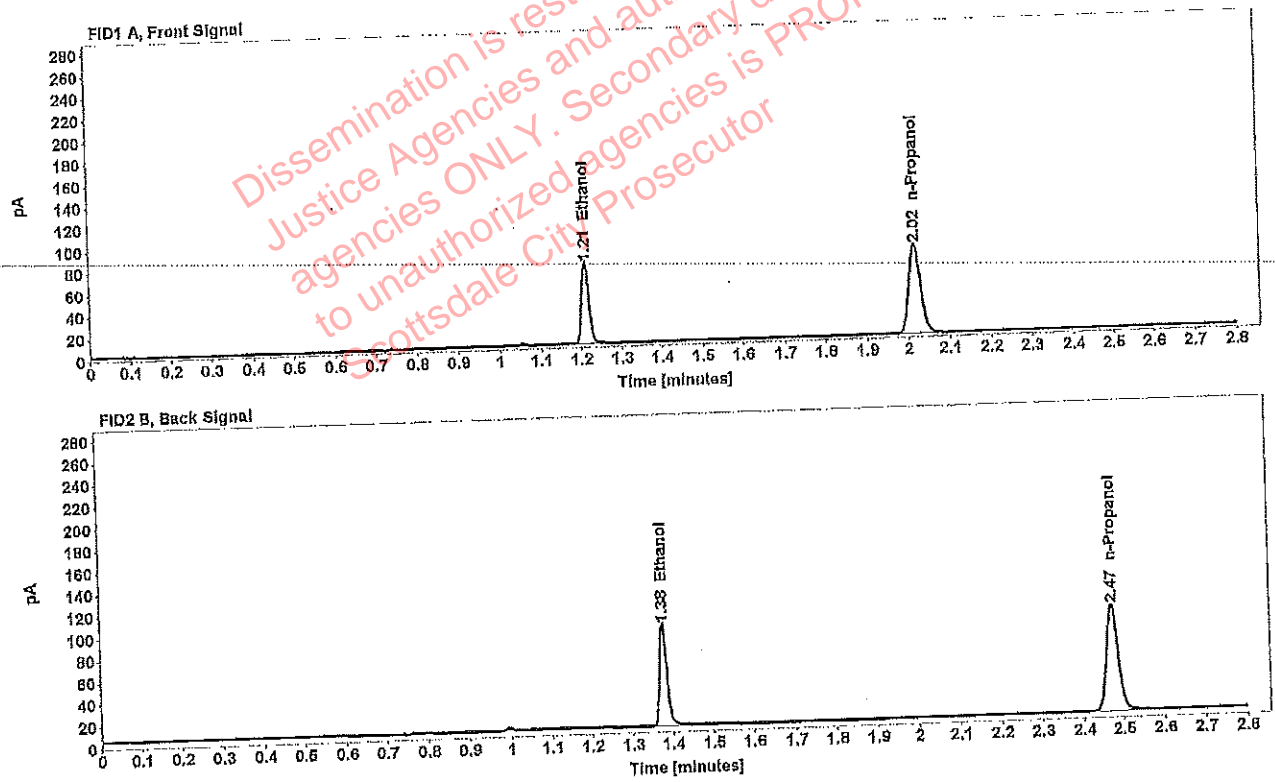


Table 1: FID 1 A (column DB-ALC1)

Compound	Amount (g/100mL)	Time (min)	Peak Area
>Ethanol	0.1526	1.210	94.557
n-Propanol	-----	2.016	163.489

Table 2: FID 2 B (column DB-ALC2)

Compound	Time (min)	Peak Area
Ethanol	1.376	117.736
n-Propanol	2.472	199.556

Scottsdale Police Department Crime Lab Volatiles Analysis

WMT

Sample: 0.40 08012015-C Injection date: 4/3/2019 6:01:15 PM Method: ethanol quant.M Instrument: US14173023 CN14160045 Data file: C:\Chem32\1\Data\3Apr19\71.D	Item number: Vial: 71 Sequence: 3Apr19 Analyst: Adrian
--	---

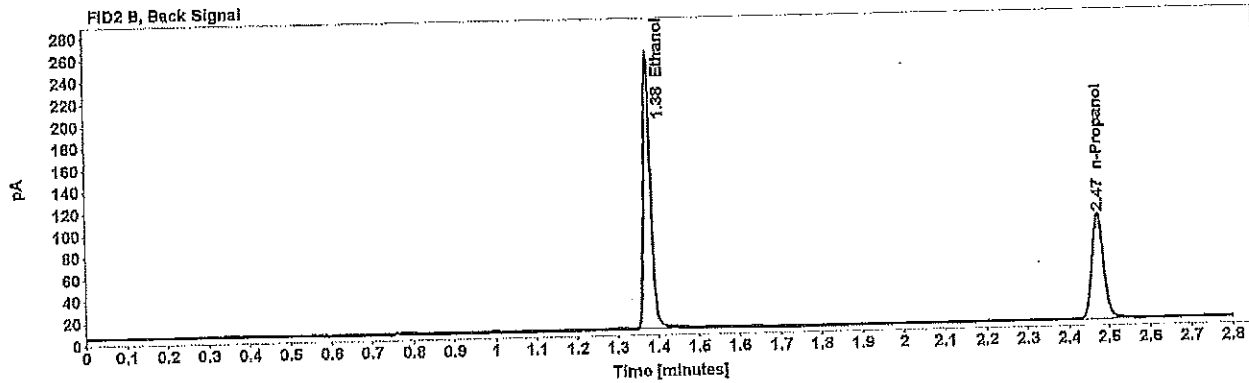
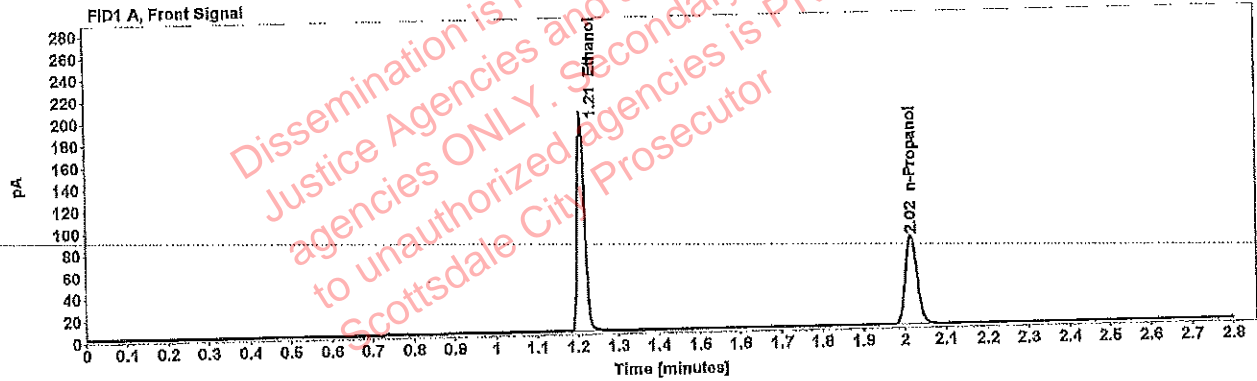


Table 1: FID 1 A (column DB-ALC1)

Compound	Amount (g/100mL)	Time (min)	Peak Area
>Ethanol	0.4034	1.209	250.378
n-Propanol	-----	2.016	162.830

Table 2: FID 2 B (column DB-ALC2)

Compound	Time (min)	Peak Area
Ethanol	1.376	313.939
n-Propanol	2.472	199.295

Scottsdale Police Department Crime Lab Volatiles Analysis

WVA

Sample: 0.04 09022015-A	Item number: 72
Injection date: 4/3/2019 6:05:15 PM	Vial: 72
Method: ethanol quant.M	Sequence: 3Apr19
Instrument: US14173023 CN14160045	Analyst: Adrian
Data file: C:\Chem32\1\Data\3Apr19\72.D	

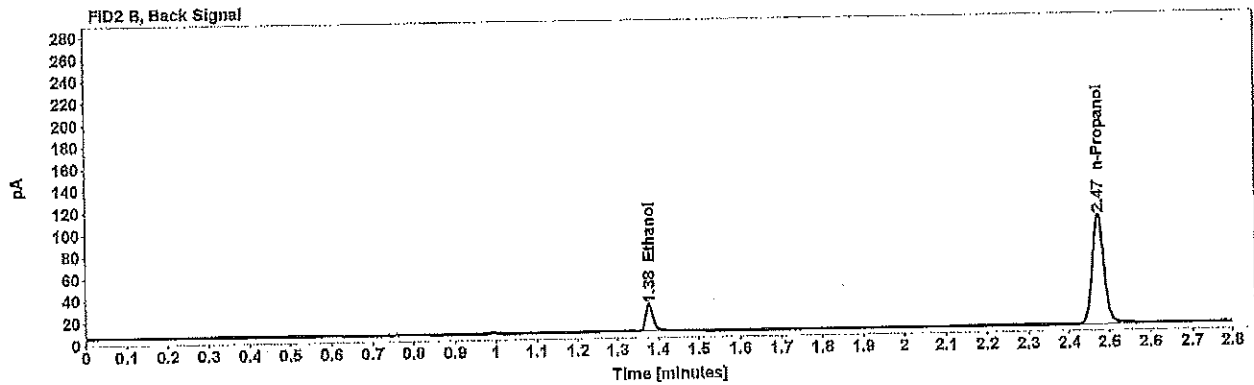
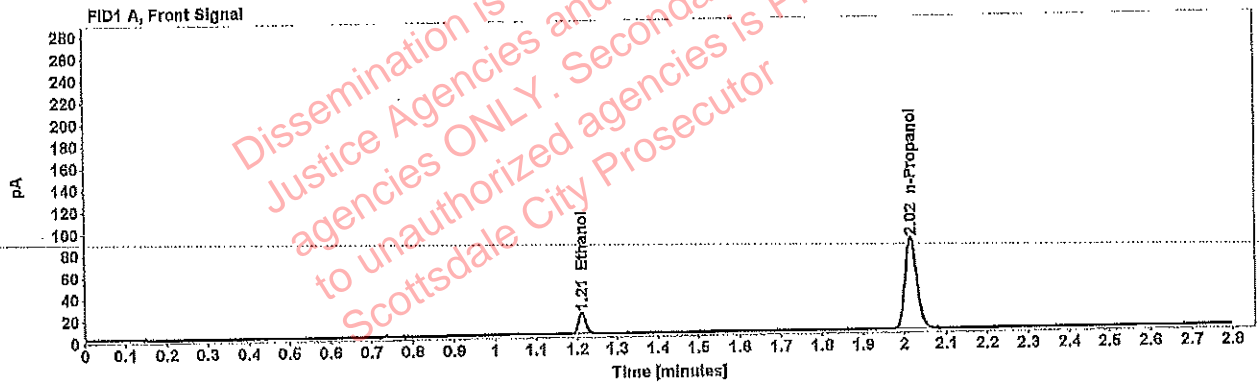


Table 1: FID 1 A (column DB-ALC1)

Compound	Amount (g/100mL)	Time (min)	Peak Area
>Ethanol	0.0405	1.211	25.090
n-Propanol	-----	2.016	167.738

Table 2: FID 2 B (column DB-ALC2)

Compound	Time (min)	Peak Area
Ethanol	1.377	31.257
n-Propanol	2.472	205.078

Scottsdale Police Department Crime Lab Volatiles Analysis

WA

Sample: 0.108 407041629/13	Item number:
Injection date: 4/3/2019 6:09:29 PM	Vial: 73
Method: ethanol quant.M	Sequence: 3Apr19
Instrument: US14173023 CN14160045	Analyst: Adrian
Data file: C:\Chem32\1\Data\3Apr19\73.D	

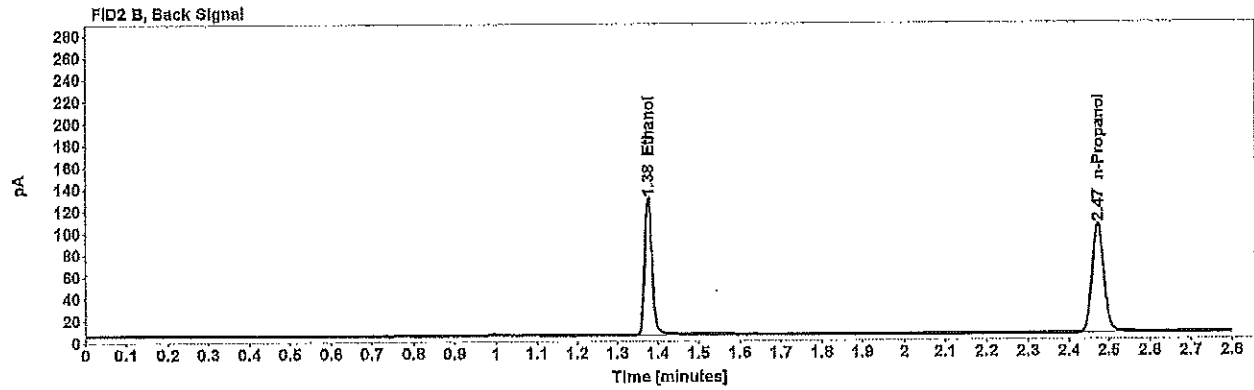
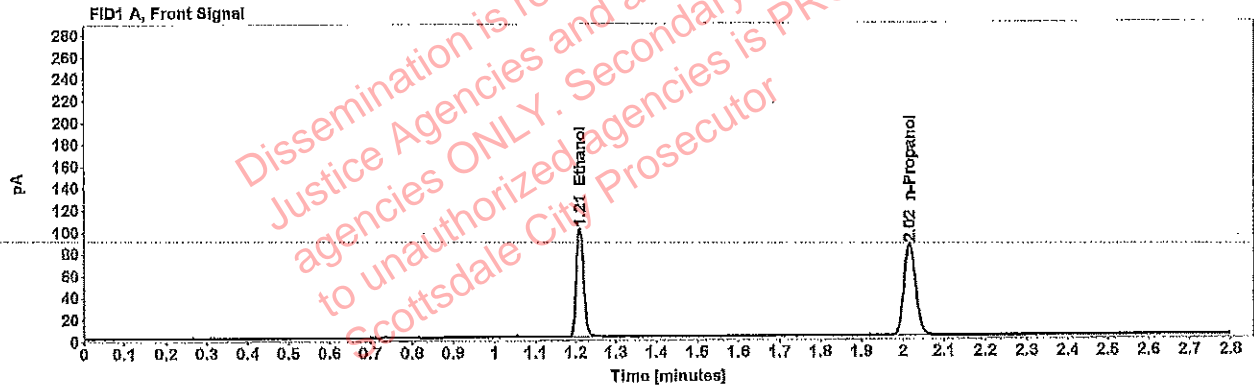


Table 1: FID 1 A (column DB-ALC1)

Compound	Amount (g/100mL)	Time (min)	Peak Area
>Ethanol	0.2004	1.209	127.361
n-Propanol	-----	2.016	167.249

Table 2: FID 2 B (column DB-ALC2)

Compound	Time (min)	Peak Area
Ethanol	1.376	158.517
n-Propanol	2.472	204.731

Scottsdale Police Department Crime Lab Volatiles Analysis

WA

Sample: blank 121118	Item number: 74
Injection date: 4/3/2019 6:13:30 PM	Vial: 74
Method: ethanol quant.M	Sequence: 3Apr19
Instrument: US14173023 CN14160045	Analyst: Adrian
Data file: C:\Chem32\1\Data\3Apr19\74.D	

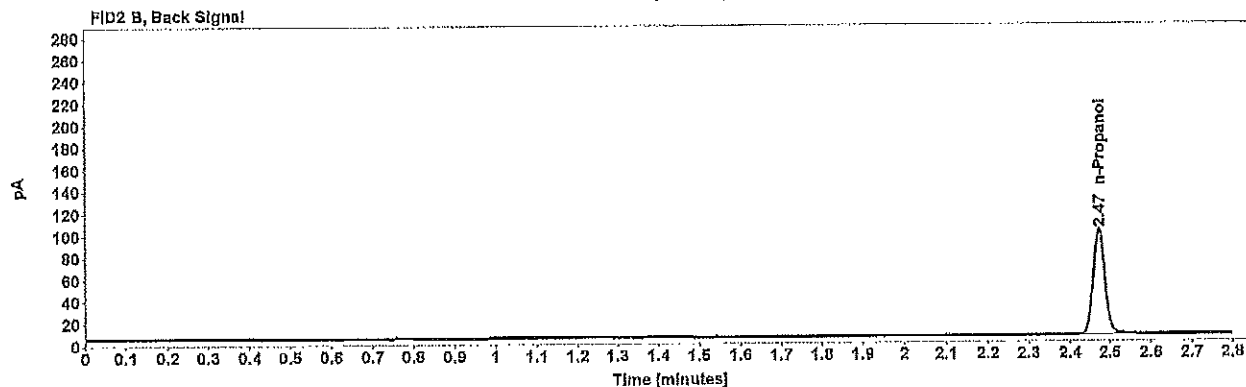



Table 1: FID 1 A (column DB-ALC1)

Compound	Amount (g/100mL)	Time (min)	Peak Area
n-Propanol	-----	2.016	162.076

Table 2: FID 2 B (column DB-ALC2)

Compound	Time (min)	Peak Area
n-Propanol	2.471	197.901

Sequence Summary

WA

Sequence name: 3Apr19 **Instrument:** US14173023 CN14160045 **Analyst:** Adrian

Vial	Sample	Type	Item Number	Method
1	0.020 FN0324 1604	Calibration		ethanol quant.M
2	0.100 FN0618 1501	Calibration		ethanol quant.M
3	0.200 FN0720 1502	Calibration		ethanol quant.M
4	0.400 FN1119 1402	Calibration		ethanol quant.M
5	blank 121118	Control		ethanol quant.M
6	volatiles mix 020917	Control		ethanol quant.M
7	0.400 08012015-C	Control		ethanol quant.M
8	0.040 09022015-A	Control		ethanol quant.M
9	0.198 407041529/13	Control		ethanol quant.M
10		Sample	1234078	ethanol quant.M
11		Sample	1234078	ethanol quant.M
12		Sample	1262492	ethanol quant.M
13		Sample	1262492	ethanol quant.M
14		Sample	1261685	ethanol quant.M
15		Sample	1261685	ethanol quant.M
16		Sample	1259884	ethanol quant.M
17		Sample	1259884	ethanol quant.M
18		Sample	1259873	ethanol quant.M
19		Sample	1259873	ethanol quant.M
20	0.080 28082014-B	Control		ethanol quant.M
21		Sample	362-01A	ethanol quant.M
22		Sample	362-01A	ethanol quant.M
23		Sample	365-01A	ethanol quant.M
24		Sample	365-01A	ethanol quant.M
25		Sample	1260283	ethanol quant.M
26		Sample	1260283	ethanol quant.M
27		Sample	1258606	ethanol quant.M
28		Sample	1258606	ethanol quant.M
29		Sample	1241023	ethanol quant.M
30		Sample	1241023	ethanol quant.M
31	0.150 09022015-C	Control		ethanol quant.M
32		Sample	1263573	ethanol quant.M
33		Sample	1263573	ethanol quant.M
34		Sample	1241695	ethanol quant.M
35		Sample	1241695	ethanol quant.M
36		Sample	1260864	ethanol quant.M
37		Sample	1260864	ethanol quant.M
38		Sample	1242246	ethanol quant.M
39		Sample	1242246	ethanol quant.M
40		Sample	1264108	ethanol quant.M
41		Sample	1264108	ethanol quant.M
42	0.198 407041529/13	Control		ethanol quant.M
43		Sample	1260892	ethanol quant.M
44		Sample	1260892	ethanol quant.M
45		Sample	1261326	ethanol quant.M
46		Sample	1261326	ethanol quant.M
47		Sample	1261025	ethanol quant.M

Sequence Summary

3 Apr 19 WAB1570

48		Sample	1261025	ethanol quant.M
49		Sample	1260325	ethanol quant.M
50		Sample	1260325	ethanol quant.M
51		Sample	334-01A	ethanol quant.M
52		Sample	334-01A	ethanol quant.M
53	0.080 28082014-B	Control		ethanol quant.M
54		Sample	1263906	ethanol quant.M
55		Sample	1263906	ethanol quant.M
56		Sample	1263692	ethanol quant.M
57		Sample	1263692	ethanol quant.M
58		Sample	1199760	ethanol quant.M
59		Sample	1199760	ethanol quant.M
60		Sample	1261047	ethanol quant.M
61		Sample	1261047	ethanol quant.M
62		Sample	1260879	ethanol quant.M
63		Sample	1260879	ethanol quant.M
64	0.150 09022015-C	Control		ethanol quant.M
65		Sample	1260276	ethanol quant.M
66		Sample	1260276	ethanol quant.M
67		Sample	1261687	ethanol quant.M
68		Sample	1261687	ethanol quant.M
69		Sample	1240854	ethanol quant.M
70		Sample	1240854	ethanol quant.M
71	0.40 08012015-C	Control		ethanol quant.M
72	0.04 09022015-A	Control		ethanol quant.M
73	0.198 407041529/13	Control		ethanol quant.M
74	blank 121118	Control		ethanol quant.M

Scottsdale Police Department Crime Laboratory Summary of Cases

SEQUENCE NAME: 3Apr19

ANALYST: Adrian WA

Vials	Test 1 (g/dL)	Test 2 (g/dL)	Mean (g/dL)	Percent Difference*	Absolute Difference (g/dL)*
10 11	0.0975	0.0987	0.09810	0.61	0.00060
12 13	0.2337	0.2344	0.23405	0.15	0.00035
14 15	0.0908	0.0913	0.09105	0.27	0.00025
16 17	0.1346	0.1351	0.13485	0.19	0.00025
18 19	0.2058	0.2048	0.20530	0.24	0.00050
21 22	0.1256	0.1243	0.12495	0.52	0.00065
23 24	0.1355	0.1363	0.13590	0.29	0.00040
25 26	0.2253	0.2177	0.22150	1.72	0.00380
27 28	0.1308	0.1303	0.13055	0.19	0.00025
29 30	0.2144	0.2152	0.21480	0.19	0.00040
32 33	0.1370	0.1368	0.13690	0.07	0.00010
34 35	0.1210	0.1200	0.12050	0.41	0.00050
36 37	0.2204	0.2197	0.22005	0.16	0.00035
38 39	0.1172	0.1176	0.11740	0.17	0.00020
40 41	0.0000	0.0000	0.00000	0.00	0.00000
43 44	0.2381	0.2381	0.23810	0.00	0.00000
45 46	0.1146	0.1167	0.11565	0.91	0.00105
47 48	0.1705	0.1770	0.17375	1.87	0.00325
49 50	0.3303	0.3345	0.33240	0.63	0.00210
51 52	0.2503	0.2528	0.25155	0.50	0.00125
54 55	0.1131	0.1129	0.11300	0.09	0.00010
56 57	0.1548	0.1579	0.15635	0.99	0.00155
58 59	0.1174	0.1168	0.11710	0.26	0.00030
60 61	0.0747	0.0747	0.07470	0.00	0.00000
62 63	0.1762	0.1776	0.17690	0.40	0.00070
65 66	0.1100	0.1103	0.11015	0.14	0.00015
67 68	0.1834	0.1867	0.18505	0.89	0.00185
69 70	0.1794	0.1799	0.17965	0.14	0.00025

*Calculated differences are differences from the mean of the two results.

Adrian, William - (04-Apr-2019)

Case: [REDACTED] User: wadrian 4/4/2019

Scottsdale Police Department Crime Lab Volatiles Analysis

Sample:	[REDACTED]	Item number:	1234078
Injection date:	4/3/2019 1:54:45 PM	Vial:	10
Method:	ethanol quant.M	Sequence:	3Apr19
Instrument:	US14173023 CN14160045	Analyst:	Adrian
Data file:	C:\Chem32\1\Data\3Apr19\10.D		

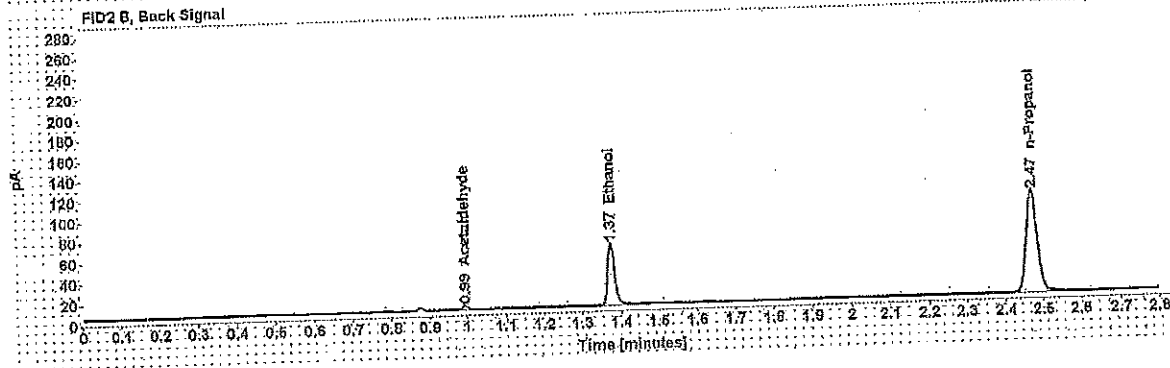
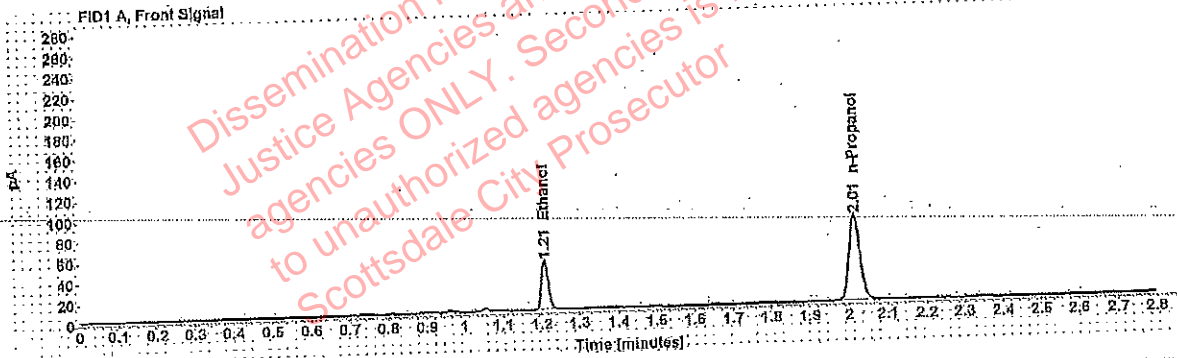


Table 1: FID 1 A (column DB-ALC1)

Compound	Amount (g/100mL)	Time (min)	Peak Area
>Ethanol	0.0975	1.209	61.373
n-Propanol	-----	2.015	166.905

Table 2: FID 2 B (column DB-ALC2)

Compound	Time (min)	Peak Area
Acetaldehyde	0.993	3.841
Ethanol	1.374	75.162
n-Propanol	2.470	203.212

Adrian, William - (04-Apr-2019)

Case: [REDACTED] User: wadrian 4/4/2019

Scottsdale Police Department Crime Lab Volatiles Analysis

Sample:	[REDACTED]	Item number:	1234078
Injection date:	4/3/2019 1:58:44 PM	Vial:	11
Method:	ethanol quant.M	Sequence:	3Apr19
Instrument:	US14173023 CN14160045	Analyst:	Adrian
Data file:	C:\Chem32\11\Data\3Apr19\11.D		

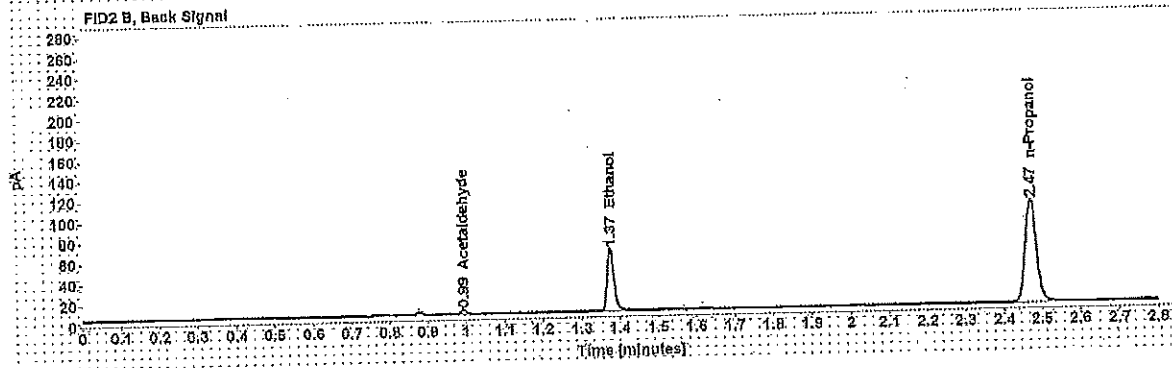
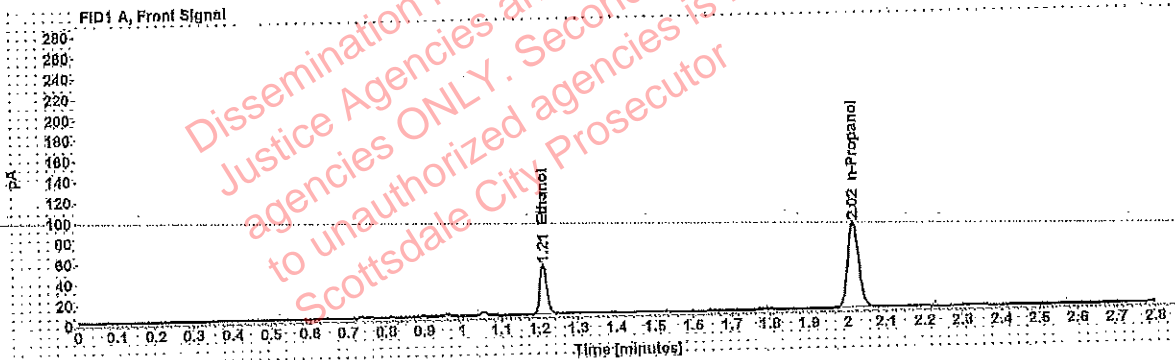


Table 1: FID 1 A (column DB-ALC1)

Compound	Amount (g/100mL)	Time (min)	Peak Area
>Ethanol	0.0987	1.209	62.353
n-Propanol	-----	2.015	167.525

Table 2: FID 2 B (column DB-ALC2)

Compound	Time (min)	Peak Area
Acetaldehyde	0.992	4.214
Ethanol	1.375	76.505
n-Propanol	2.470	203.909

Adrian, William - (04-Apr-2019)

Case: [REDACTED] User: wadrian 4/4/2019

Scottsdale Police Department Crime Lab Volatiles Analysis

Sample:	[REDACTED]	Item number:	1262492
Injection date:	4/3/2019 2:02:44 PM	Vial:	12
Method:	ethanol quant.M	Sequence:	3Apr19
Instrument:	US14173023 CN14160045	Analyst:	Adrian
Data file:	C:\Chem32\1\Data\3Apr19\12.D		

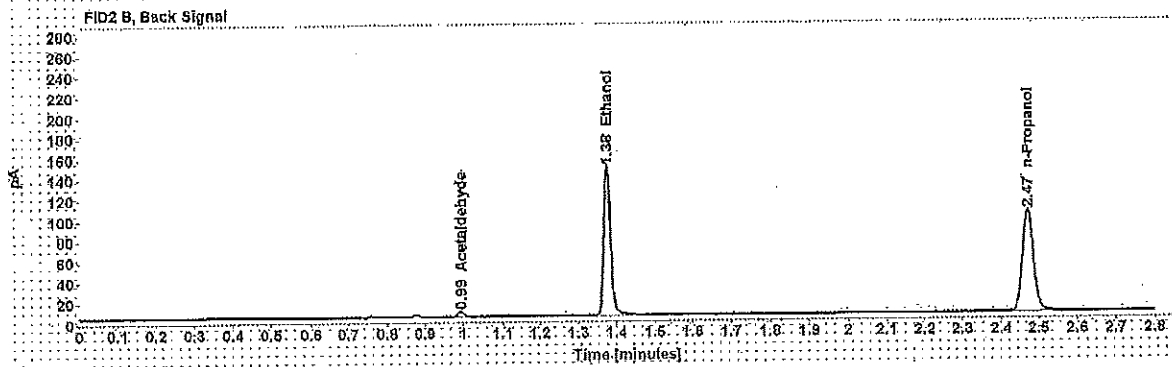
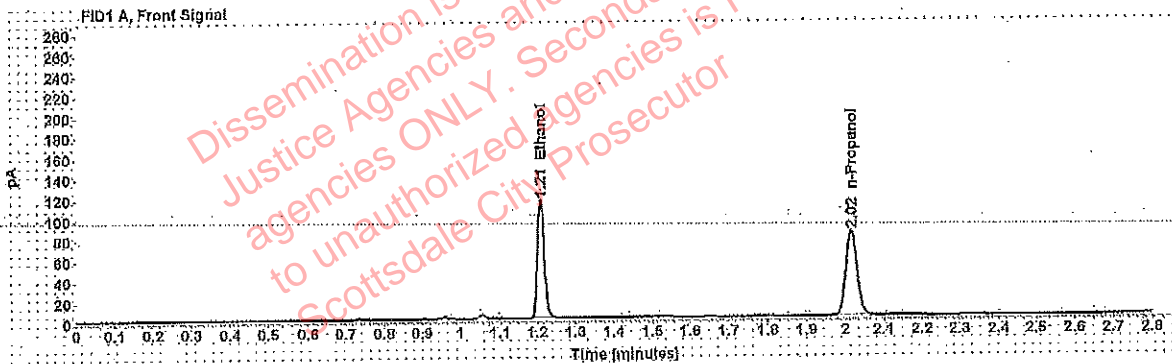


Table 1: FID 1 A (column DB-ALC1)

Compound	Amount (g/100mL)	Time (min)	Peak Area
>Ethanol	0.2337	1.209	147.030
n-Propanol	---	2.018	165.477

Table 2: FID 2 B (column DB-ALC2)

Compound	Time (min)	Peak Area
Acetaldehyde	0.994	4.747
Ethanol	1.375	183.312
n-Propanol	2.471	201.361

Case [REDACTED] : Adrian, William - (04-Apr-2019)
 User: wadrian 4/4/2019

Scottsdale Police Department Crime Lab Volatiles Analysis

Sample:	[REDACTED]	Item number:	1262492
Injection date:	4/3/2019 2:06:59 PM	Vial:	13
Method:	ethanol quant.M	Sequence:	3Apr19
Instrument:	US14173023 CN14160045	Analyst:	Adrian
Data file:	C:\Chem32\1\Data\3Apr19\13.D		

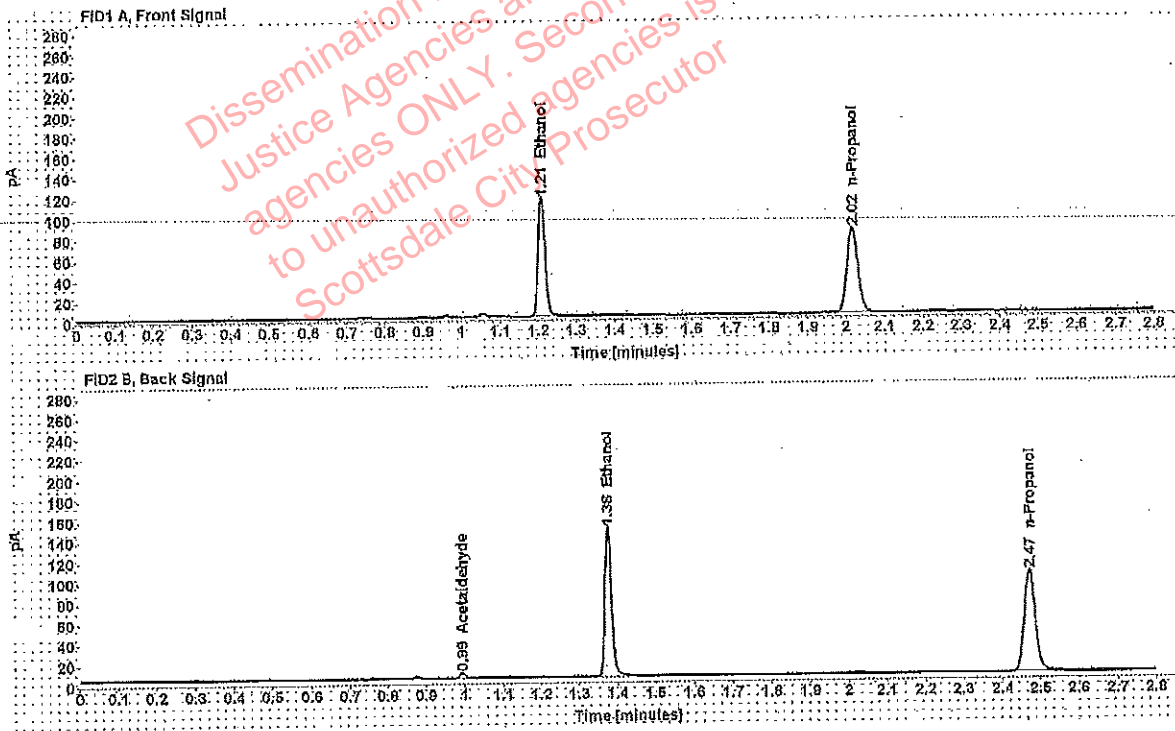


Table 1: FID 1 A (column DB-ALC1)

Compound	Amount (g/100mL)	Time (min)	Peak Area
>Ethanol	0.2344	1.209	147.434
n-Propanol	—	2.016	165.376

Table 2: FID 2 B (column DB-ALC2)

Compound	Time (min)	Peak Area
Acetaldehyde	0.994	4.866
Ethanol	1.375	184.055
n-Propanol	2.471	201.442

Adrian, William - (04-Apr-2019)

Case: [REDACTED] User: wadrian 4/4/2019

Scottsdale Police Department Crime Lab Volatiles Analysis

Sample: [REDACTED] Item number: 1261685
Injection date: 4/3/2019 2:10:59 PM Vial: 14
Method: ethanol quant.M Sequence: 3Apr19
Instrument: US14173023 CN14160045 Analyst: Adrian
Data file: C:\Chem32\1\Data\3Apr19\14.D

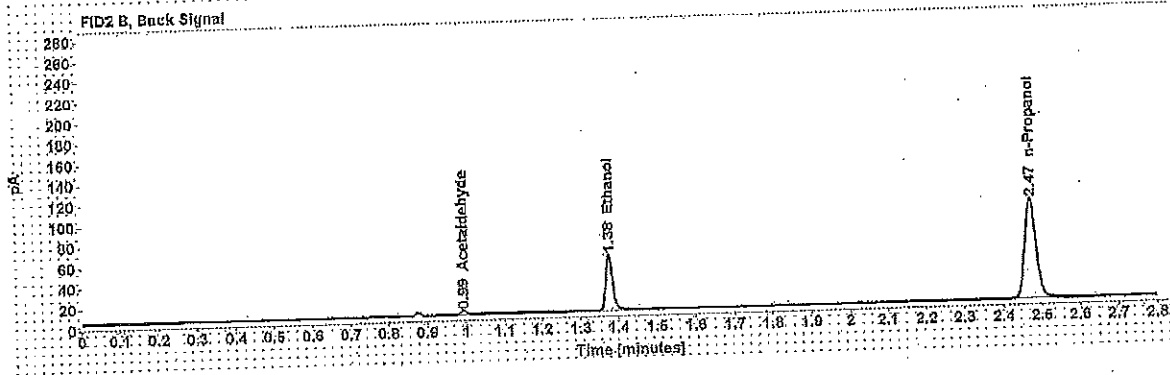
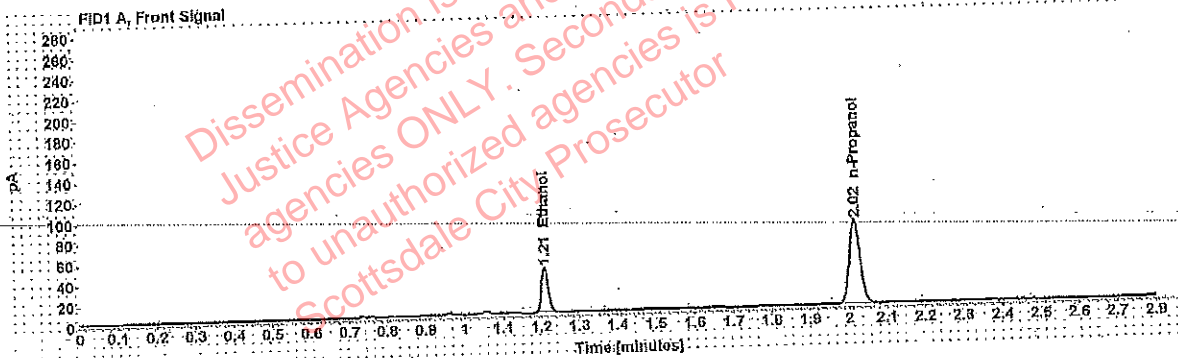


Table 1: FID 1 A (column DB-ALC1)

Compound	Amount (g/100mL)	Time (min)	Peak Area
>Ethanol	0.0908	1.210	56.241
n-Propanol	-----	2.016	164.334

Table 2: FID 2 B (column DB-ALC2)

Compound	Time (min)	Peak Area
Acetaldehyde	0.993	3.807
Ethanol	1.375	69.044
n-Propanol	2.471	199.885

Adrian, William - (04-Apr-2019)
 Case: [REDACTED] User: wadrian 4/4/2019

Scottsdale Police Department Crime Lab Volatiles Analysis

Sample:	[REDACTED]	Item number:	1261685
Injection date:	4/3/2019 2:14:59 PM	Vial:	15
Method:	ethanol-quant.M	Sequence:	3Apr19
Instrument:	US14173023 CN14160046	Analyst:	Adrian
Data file:	C:\Chem32\1\Data\3Apr19\15.D		

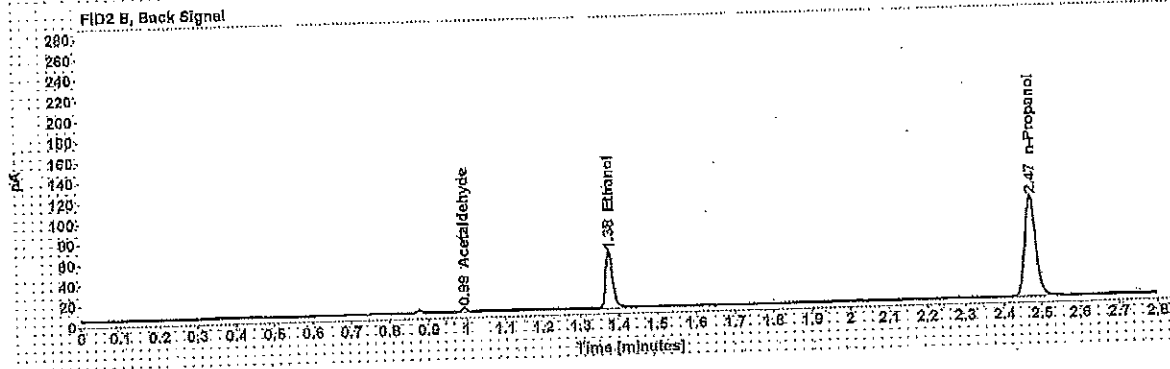
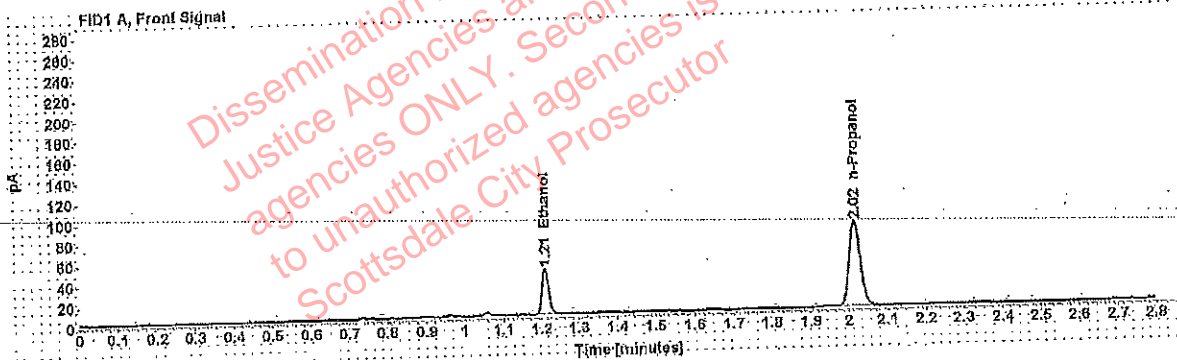


Table 1: FID 1 A (column DB-ALC1)

Compound	Amount (g/100mL)	Time (min)	Peak Area
>Ethanol	0.0913	1.210	57.004
n-Propanol	-----	2.016	185.688

Table 2: FID 2 B (column DB-ALC2)

Compound	Time (min)	Peak Area
Acetaldehyde	0.993	3.872
Ethanol	1.375	70.092
n-Propanol	2.471	201.937

Adrian, William - (04-Apr-2019)

Case: [REDACTED] User: wadrian 4/4/2019

Scottsdale Police Department Crime Lab Volatiles Analysis

Sample:	[REDACTED]	Item number:	1259884
Injection date:	4/3/2019 2:18:59 PM	Vial:	16
Method:	ethanol quant.M	Sequence:	3Apr19
Instrument:	US14173023 CN14160045	Analyst:	Adrian
Data file:	C:\Chem321\1\Data\3Apr19\16.D		

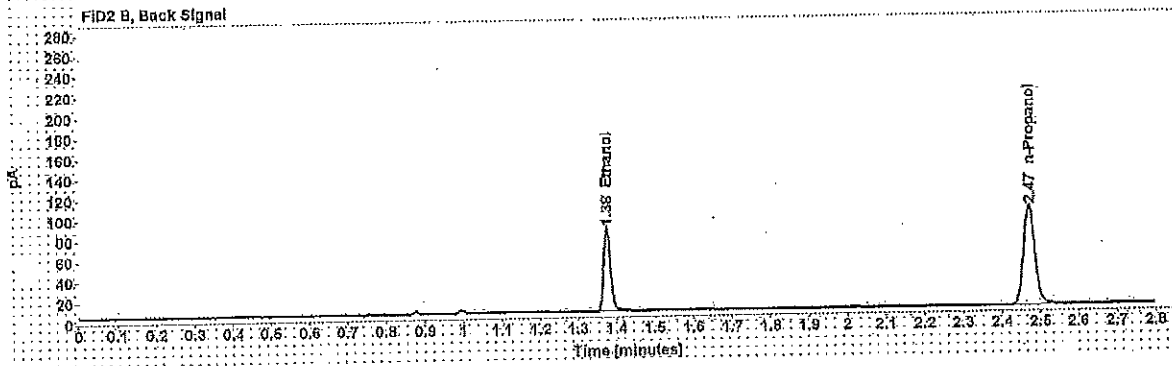
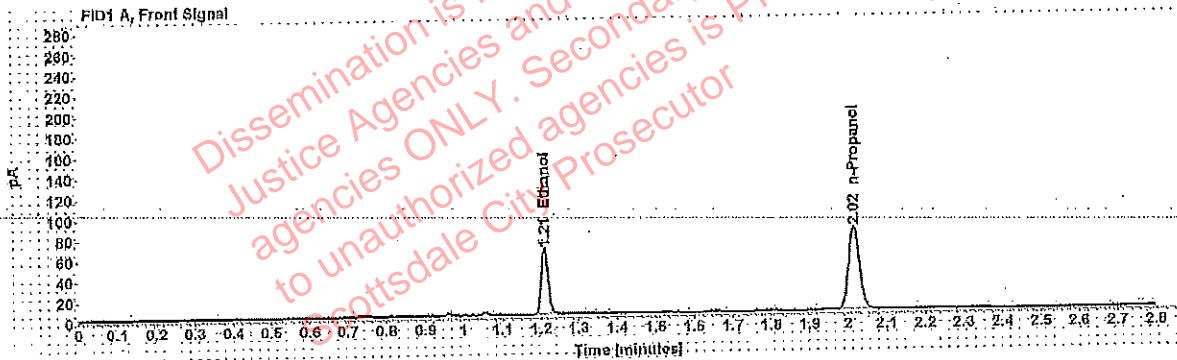


Table 1: FID 1 A (column DB-ALC1)

Compound	Amount (g/100mL)	Time (min)	Peak Area
>Ethanol	0.1346	1.209	82.738
n-Propanol	-----	2.016	162.379

Table 2: FID 2 B (column DB-ALC2)

Compound	Time (min)	Peak Area
Ethanol	1.375	101.916
n-Propanol	2.471	197.130

Adrian, William - (04-Apr-2019)
 Case: User: wadrian 4/4/2019

Scottsdale Police Department Crime Lab Volatiles Analysis

Sample:	[REDACTED]	Item number:	1259884
Injection date:	4/3/2019 2:22:59 PM	Vial:	17
Method:	ethanol quant.M	Sequence:	3Apr19
Instrument:	US14173023 CN14160045	Analyst:	Adrian
Data file:	C:\Chem32\1\Data\3Apr19\17.D		

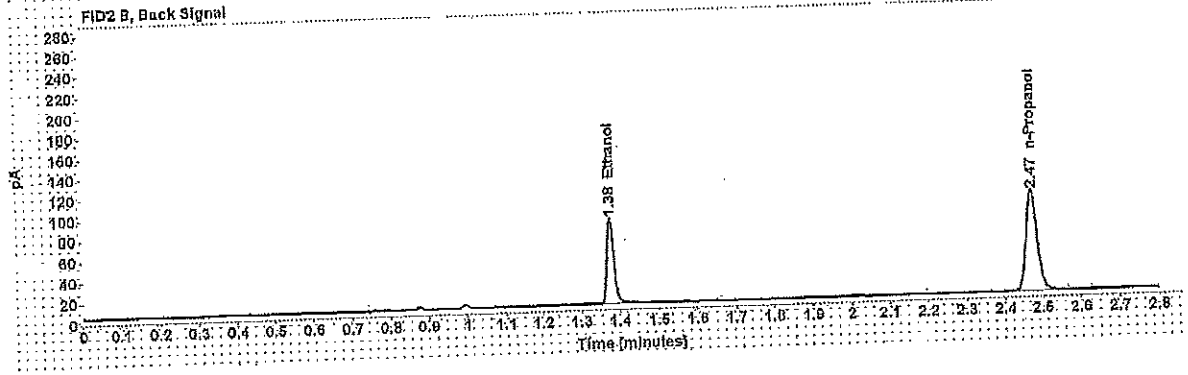
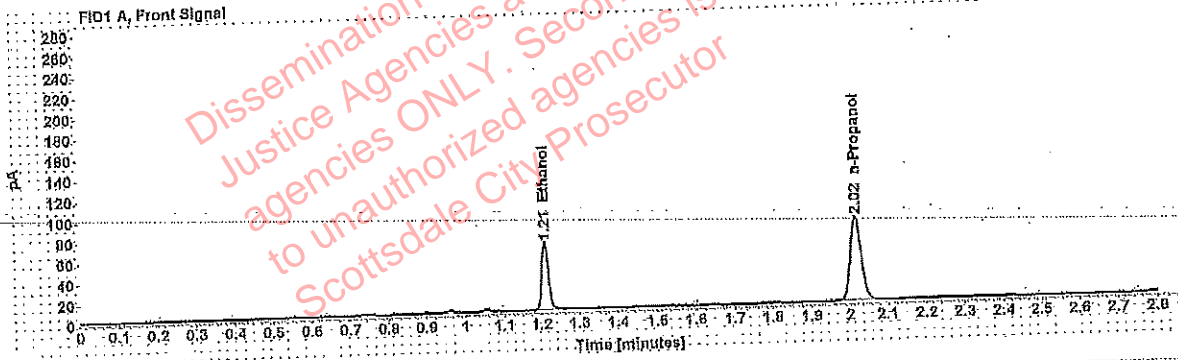


Table 1: FID 1 A (column DB-ALC1)

Compound	Amount (g/100mL)	Time (min)	Peak Area
>Ethanol	0.1351	1.210	84.008
n-Propanol	-----	2.016	164.227

Table 2: FID 2 B (column DB-ALC2)

Compound	Time (min)	Peak Area
Ethanol	1.376	104.277
n-Propanol	2.471	199.573

Adrian, William - (04-Apr-2019)

Case [redacted] User: wadrian 4/4/2019

Scottsdale Police Department Crime Lab Volatiles Analysis

Sample:	[redacted]	Item number:	1259873
Injection date:	4/3/2019 2:27:00 PM	Vial:	18
Method:	ethanol quant.M	Sequence:	3Apr19
Instrument:	US14173023 CN14160045	Analyst:	Adrian
Data file:	C:\Chem32\1\Data\3Apr19\18.D		

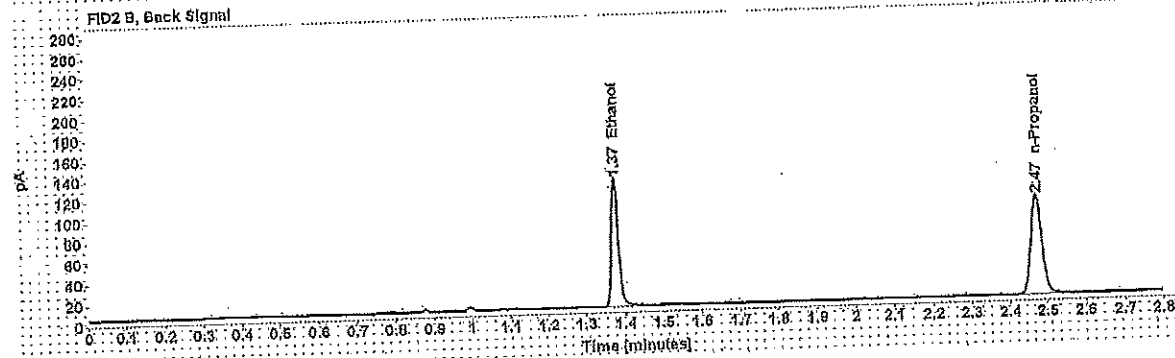
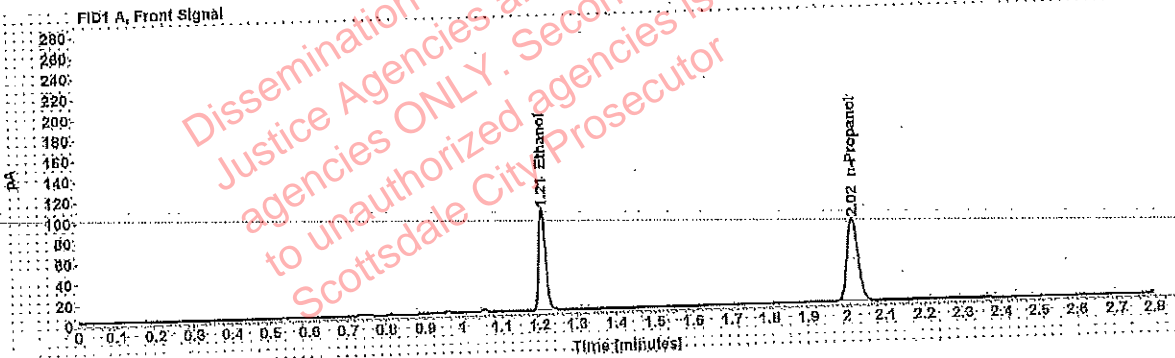


Table 1: FID 1 A (column DB-ALC1)

Compound	Amount (g/100mL)	Time (min)	Peak Area
>Ethanol	0.2058	1.209	126.694
n-Propanol	-----	2.016	162.031

Table 2: FID 2 B (column DB-ALC2)

Compound	Time (min)	Peak Area
Ethanol	1.375	156.806
n-Propanol	2.471	197.253

Adrian, William - (04-Apr-2019)

Case: [REDACTED] User: wadrian 4/4/2019

Scottsdale Police Department Crime Lab Volatiles Analysis

Sample:	[REDACTED]	Item number:	1259873
Injection date:	4/3/2019 2:31:14 PM	Vial:	19
Method:	ethanol quant.M	Sequence:	3Apr19
Instrument:	US14173023 CN14160045	Analyst:	Adrian
Data file:	C:\Chem32\1\Data\3Apr19\19.D		

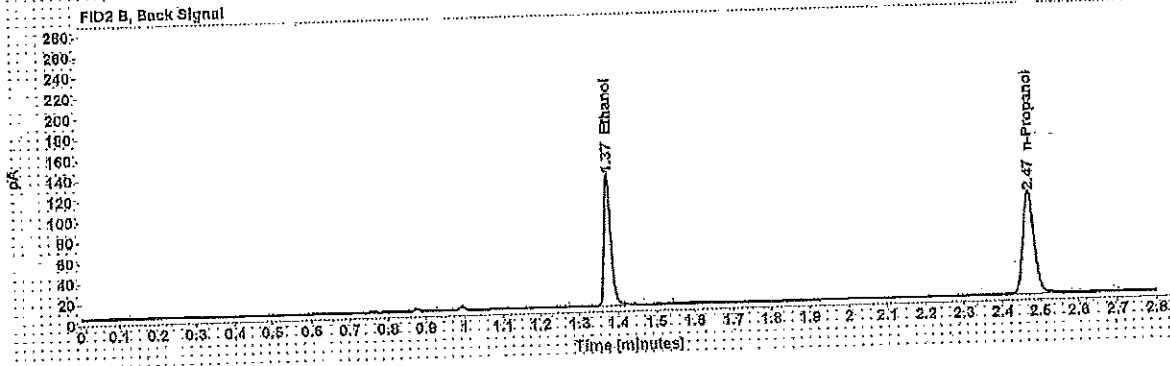
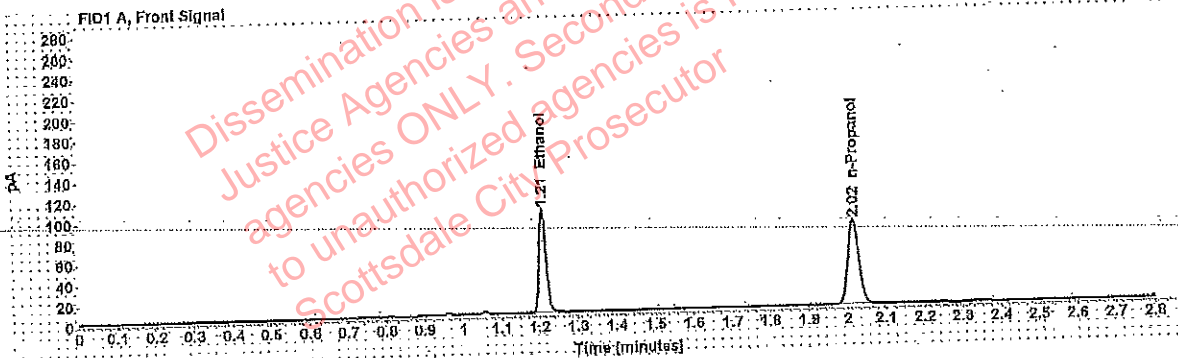


Table 1: FID 1 A (column DB-ALC1)

Compound	Amount (g/100mL)	Time (min)	Peak Area
>Ethanol	0.2048	1.209	129.699
n-Propanol	-----	2.016	166.695

Table 2: FID 2 B (column DB-ALC2)

Compound	Time (min)	Peak Area
Ethanol	1.375	160.943
n-Propanol	2.471	203.020

Adrian, William - (04-Apr-2019)

Case: [REDACTED] User: wadrian 4/4/2019

Scottsdale Police Department Crime Lab Volatiles Analysis

Sample:	[REDACTED]	Item number:	362-01A
Injection date:	4/3/2019 2:39:14 PM	Vial:	21
Method:	ethanol quant.M	Sequence:	3Apr19
Instrument:	US14173023 CN14160045	Analyst:	Adrian
Data file:	C:\Chem32\1\Data\3Apr19\21.D		

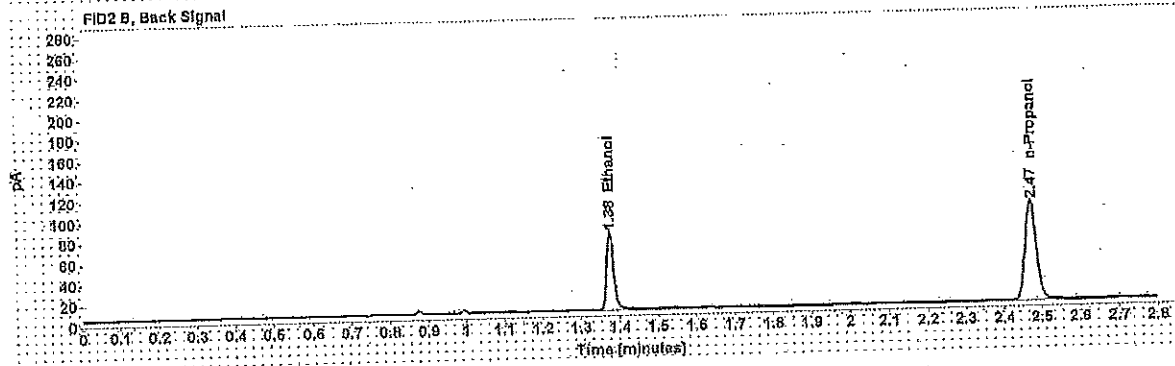
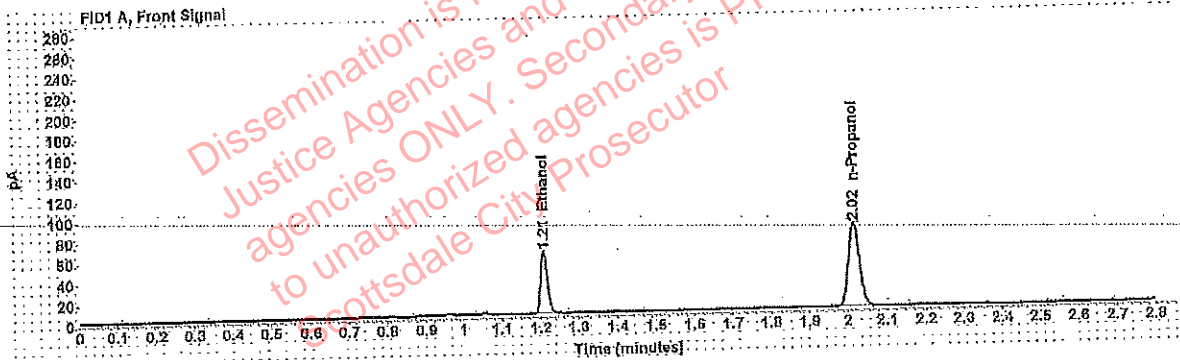


Table 1: FID 1 A (column DB-ALC1)

Compound	Amount (g/100mL)	Time (min)	Peak Area
Etanol	0.1256	1.209	77.454
n-Propanol	-----	2.016	162.953

Table 2: FID 2 B (column DB-ALC2)

Compound	Time (min)	Peak Area
Ethanol	1.375	95.524
n-Propanol	2.471	198.048

Adrian, William - (04-Apr-2019)

Case: [REDACTED] User: wadrian 4/4/2019

Scottsdale Police Department Crime Lab Volatiles Analysis

Sample:	[REDACTED]	Item number:	962-01A
Injection date:	4/3/2019 2:43:14 PM	Vial:	22
Method:	ethanol quant.M	Sequence:	3Apr19
Instrument:	US14173023 CN14180045	Analyst:	Adrian
Data file:	C:\Chem32\1\Data\3Apr19\22.D		

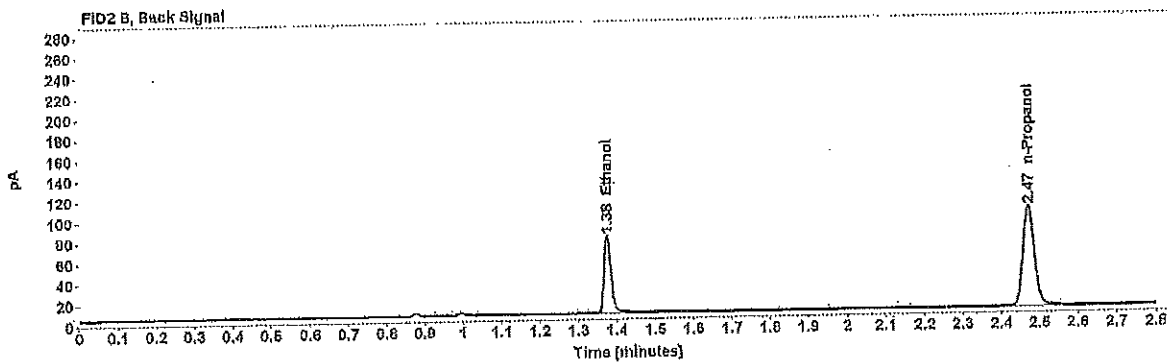
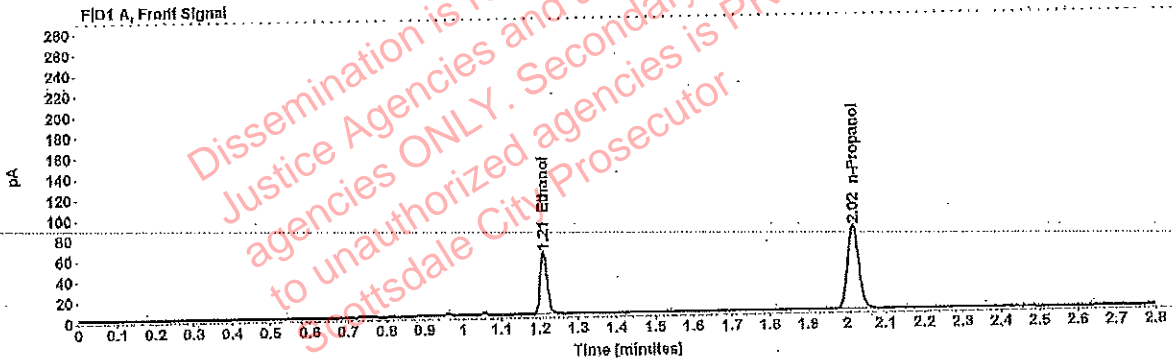


Table 1: FID 1 A (column DB-ALC1)

Compound	Amount (g/100mL)	Time (min)	Peak Area
>Ethanol	0.1243	1.210	77.014
n-Propanol	-----	2.016	163.760

Table 2: FID 2 B (column DB-ALC2)

Compound	Time (min)	Peak Area
Ethanol	1.376	95.021
n-Propanol	2.471	199.371

Adrian, William - (04-Apr-2019)

Case: [REDACTED] User: wadrian 4/4/2019

Scottsdale Police Department Crime Lab Volatiles Analysis

Sample:	[REDACTED]	Item number:	365-01A
Injection date:	4/3/2019 2:47:14 PM	Vial:	23
Method:	ethanol quant.M	Sequence:	3Apr19
Instrument:	US14173023 CN14160045	Analyst:	Adrian
Data file:	C:\Chem32\11\Data\3Apr19\23.D		

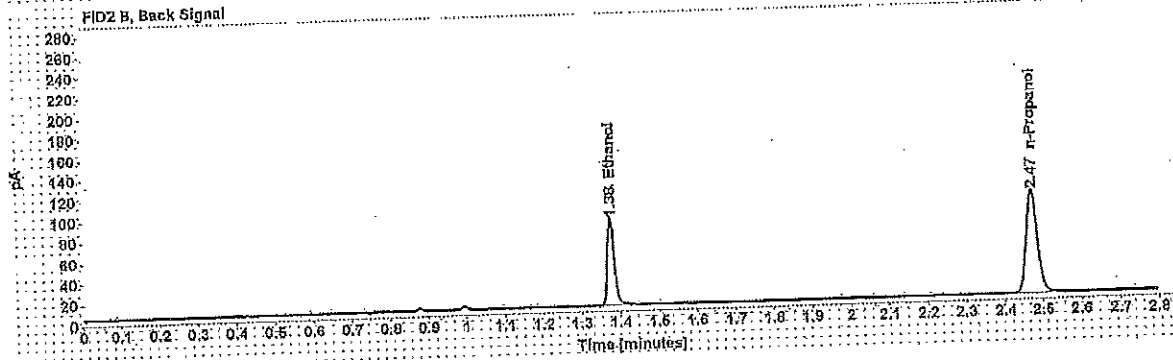
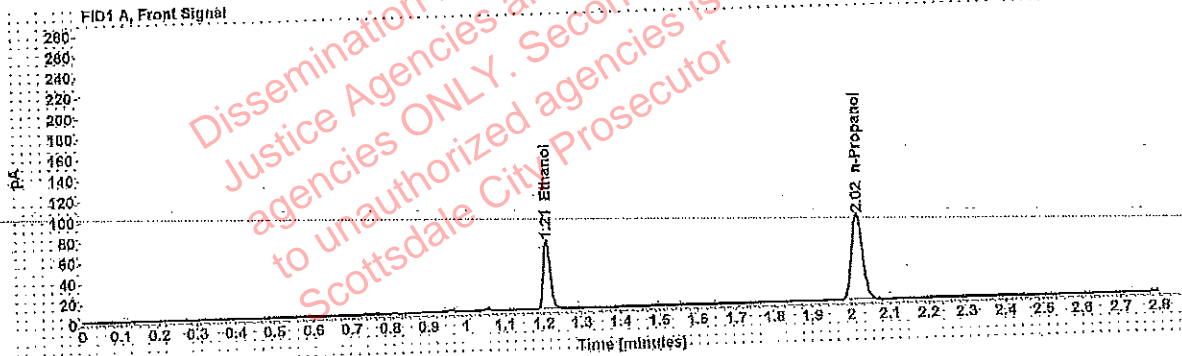


Table 1: FID 1 A (column DB-ALC1)

Compound	Amount (g/100mL)	Time (min)	Peak Area
>Ethanol	0.1355	1.210	86.011
n-Propanol	-----	2.016	167.586

Table 2: FID 2 B (column DB-ALC2)

Compound	Time (min)	Peak Area
Ethanol	1.375	106.177
n-Propanol	2.471	203.955

Adrian, William - (04-Apr-2019)

Case: [REDACTED] User: wadrian 4/4/2019

Scottsdale Police Department Crime Lab Volatiles Analysis

Sample:	[REDACTED]	Item number:	365-01A
Injection date:	4/3/2019 2:51:14 PM	Vial:	24
Method:	ethanol quant.M	Sequence:	3Apr19
Instrument:	US14173023 CN14160045	Analyst:	Adrian
Data file:	C:\Chem32\1\Data\3Apr19\24.D		

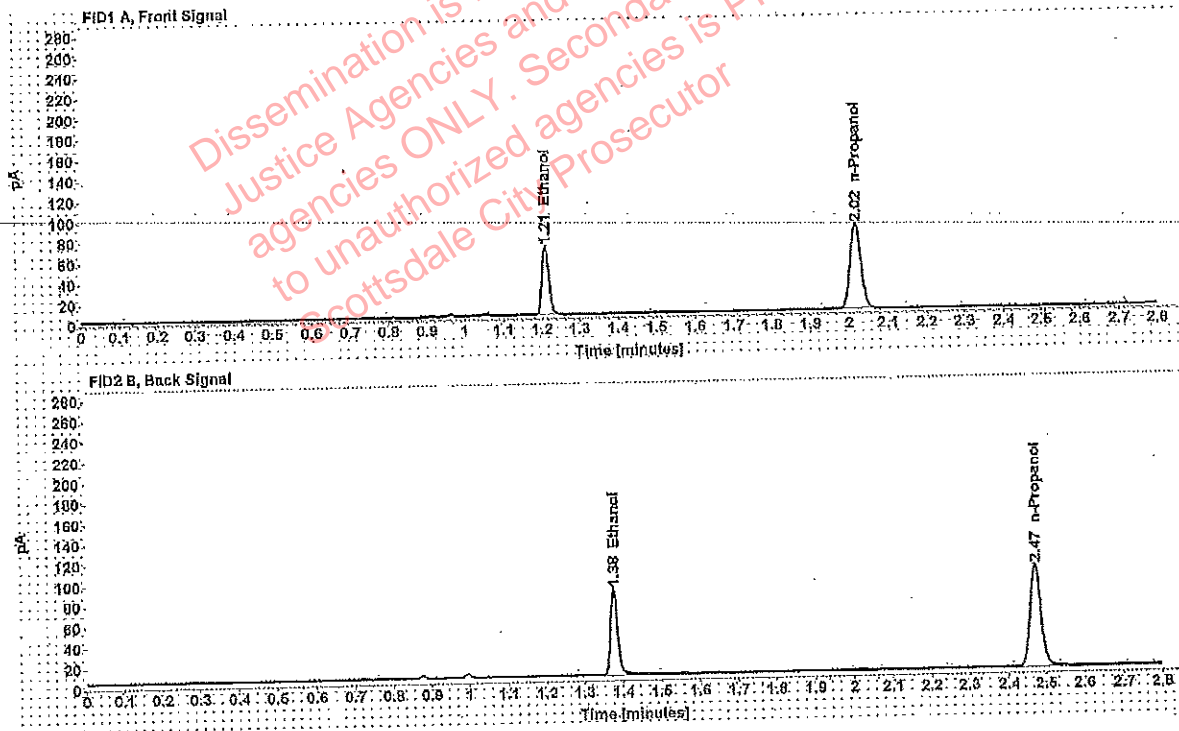


Table 1: FID 1 A (column DB-ALC1)

Compound	Amount (g/100mL)	Time (min)	Peak Area
>Ethanol	0.1363	1.210	86.135
n-Propanol	-----	2.016	166.873

Table 2: FID 2 B (column DB-ALC2)

Compound	Time (min)	Peak Area
Ethanol	1.376	106.089
n-Propanol	2.471	203.576

Adrian, William - (04-Apr-2019)

Case: [redacted] User: wadrian 4/4/2019

Scottsdale Police Department Crime Lab Volatiles Analysis

Sample:	[redacted]	Item number:	1260283
Injection date:	4/3/2019 2:55:30 PM	Vial:	26
Method:	ethanol quant.M	Sequence:	3Apr19
Instrument:	US14173023 CN14160045	Analyst:	Adrian
Data file:	C:\Chem32\11\Data\3Apr19\25.D		

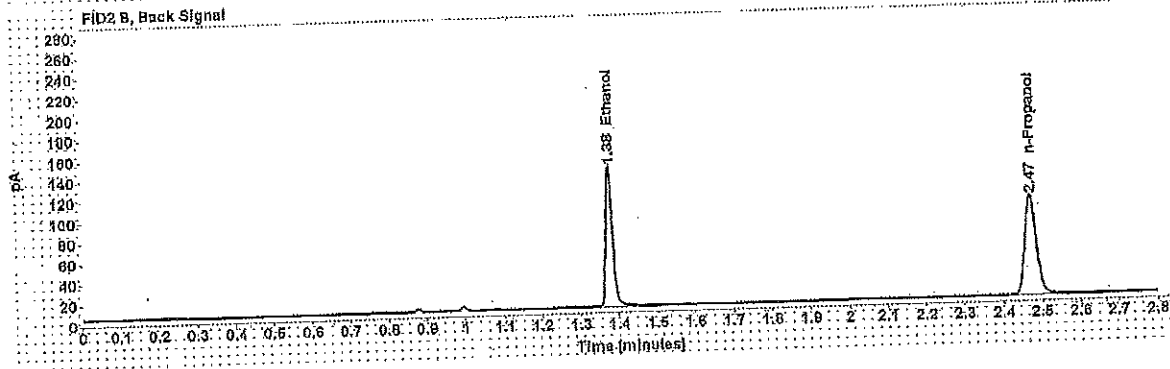
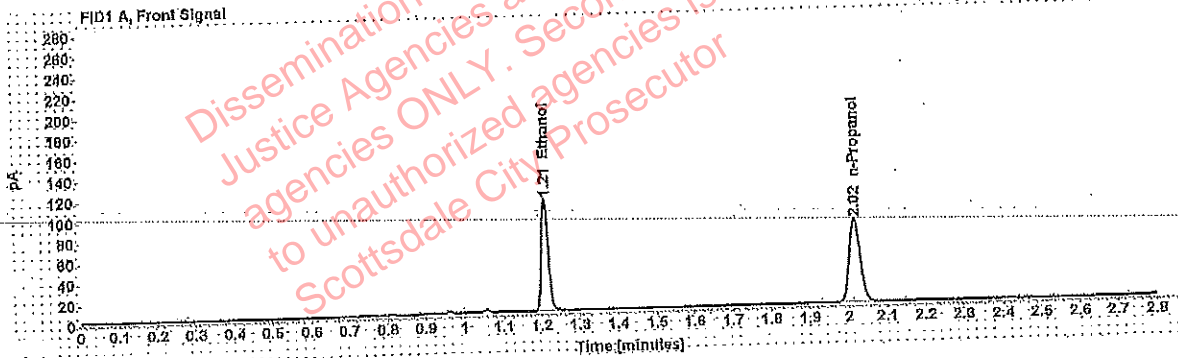


Table 1: FID 1 A (column DB-ALC1)

Compound	Amount (g/100mL)	Time (min)	Peak Area
>Ethanol	0.2253	1.209	139.802
n-Propanol	-----	2.016	163.208

Table 2: FID 2 B (column DB-ALC2)

Compound	Time (min)	Peak Area
Ethanol	1.375	173.094
n-Propanol	2.471	198.625

Case: [REDACTED] : Adrian, William - (04-Apr-2019)
 User: wadrian 4/4/2019

Scottsdale Police Department Crime Lab Volatiles Analysis

Sample: [REDACTED]	Item number: 1260283
Injection date: 4/3/2019 2:59:29 PM	Vial: 26
Method: ethanol quant.M	Sequence: 3Apr18
Instrument: US14173023 CN14160045	Analyst: Adrian
Data file: C:\Chem32\11\Data\3Apr19\26.D	

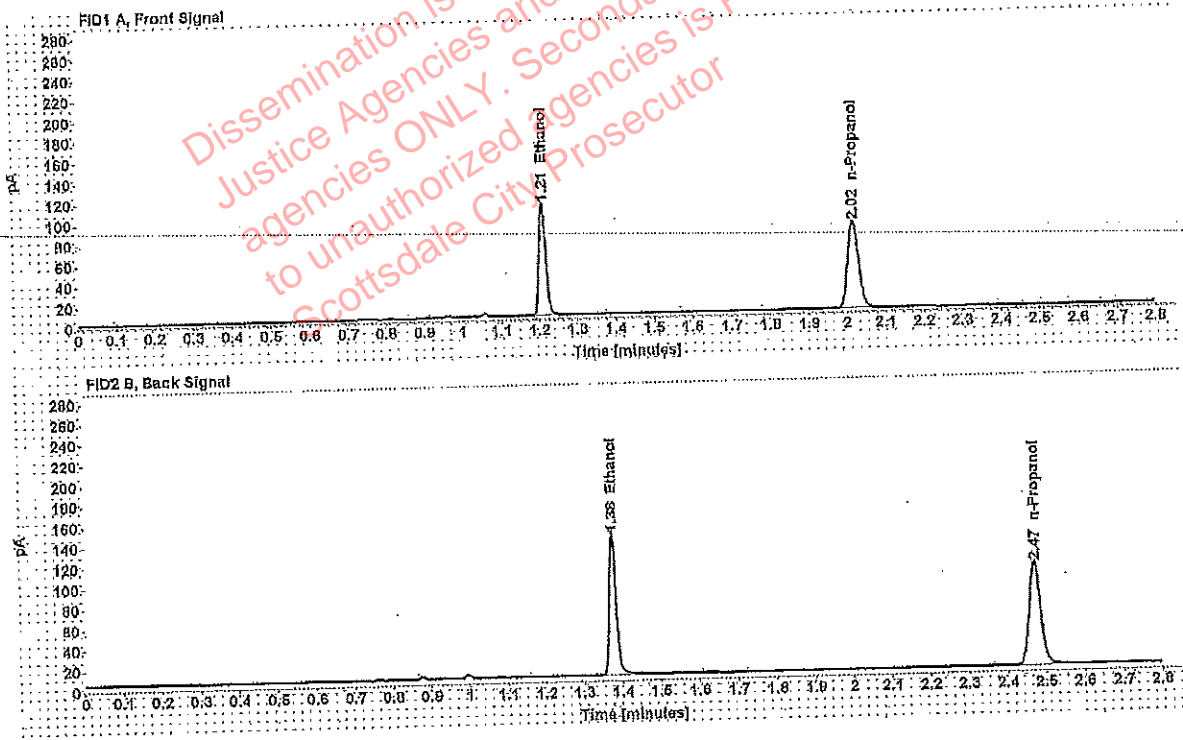


Table 1: FID 1 A (column DB-ALC1)

Compound	Amount (g/100mL)	Time (min)	Peak Area
>Ethanol	0.2177	1.209	139.636
n-Propanol	-----	2.016	168.715

Table 2: FID 2 B (column DB-ALC2)

Compound	Time (min)	Peak Area
Ethanol	1.375	173.188
n-Propanol	2.471	205.262

Adrian, William - (04-Apr-2019)

Case: [REDACTED] User: wadrian 4/4/2019

Scottsdale Police Department Crime Lab Volatiles Analysis

Sample:	[REDACTED]	Item number:	1258600
Injection date:	4/3/2019 3:03:29 PM	Vial:	27
Method:	ethanol quant.M	Sequence:	3Apr19
Instrument:	US14173023 CN14160045	Analyst:	Adrian
Data file:	C:\Chem32\11\Data\3Apr19\27.D		

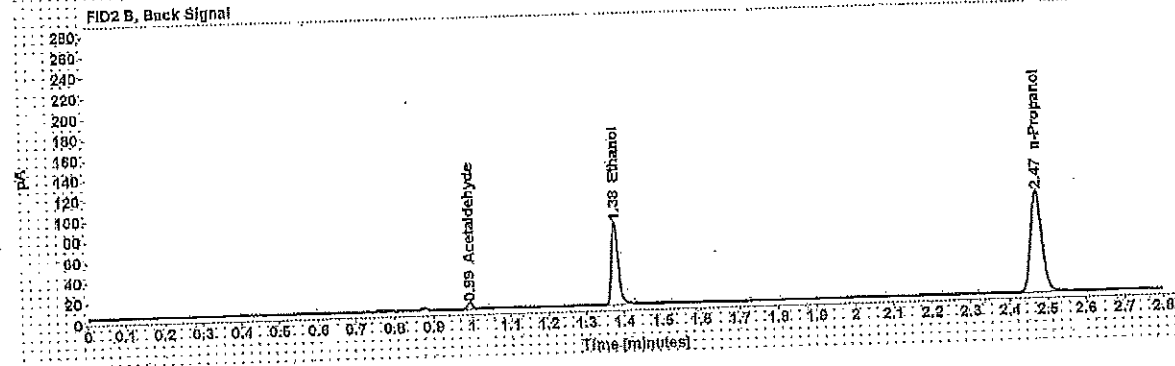
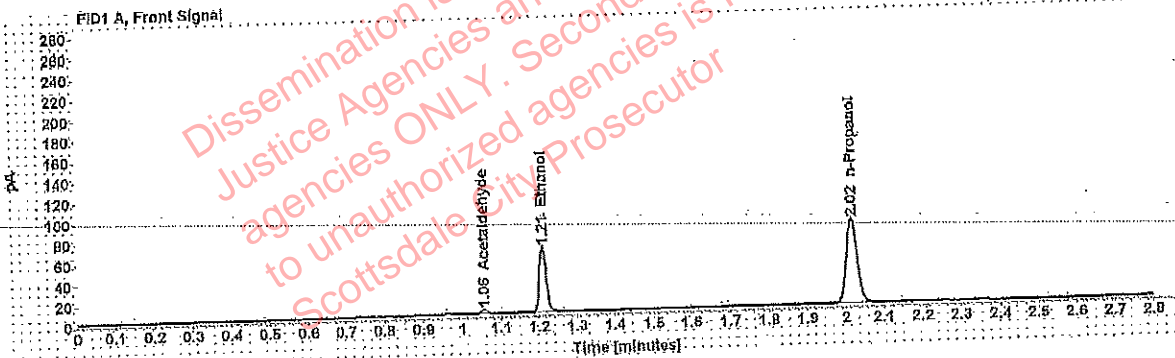


Table 1: FID 1 A (column DB-ALC1)

Compound	Amount (g/100mL)	Time (min)	Peak Area
Acetaldehyde	-----	1.055	4.234
>Ethanol	0.1308	1.210	81,925
n-Propanol	-----	2.016	165,486

Table 2: FID 2 B (column DB-ALC2)

Compound	Time (min)	Peak Area
Acetaldehyde	0.994	5,539
Ethanol	1.376	101,019
n-Propanol	2.471	201,654

Adrian, William - (04-Apr-2019)

Case: [redacted] User: wadrian 4/4/2019

Scottsdale Police Department Crime Lab Volatiles Analysis

Sample:	[redacted]	Item number:	1258606
Injection date:	4/3/2019 3:07:29 PM	Vial:	28
Method:	ethanol quant.M	Sequence:	3Apr19
Instrument:	US14173023 CN14160045	Analyst:	Adrian
Data file:	C:\Chem32\1\Data\3Apr19\28.D		

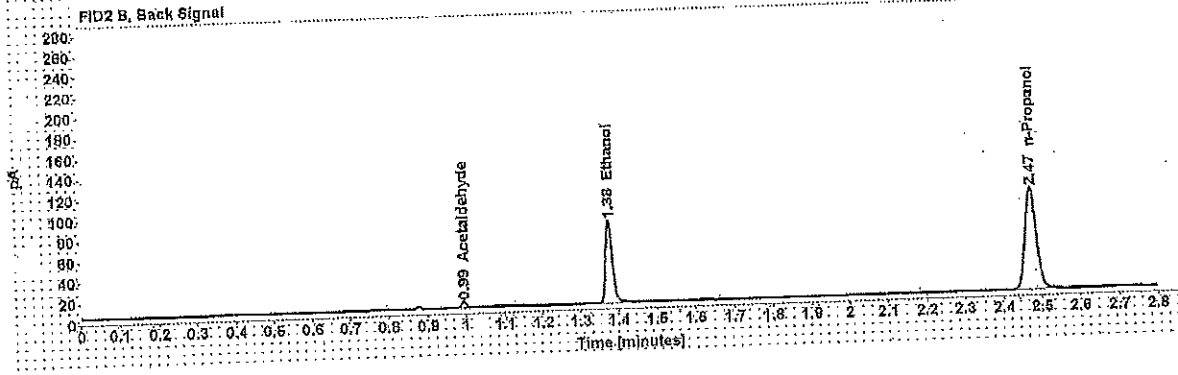
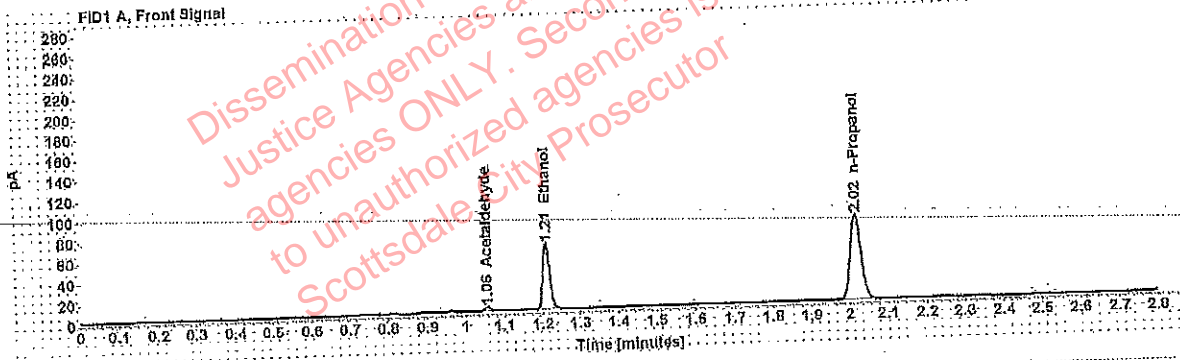


Table 1: FID 1 A (column DB-ALC1)

Compound	Amount (g/100mL)	Time (min)	Peak Area
Acetaldehyde	-----	1.055	4.198
>Ethanol	0.1303	1.210	81.807
n-Propanol	-----	2.016	165.914

Table 2: FID 2 B (column DB-ALC2)

Compound	Time (min)	Peak Area
Acetaldehyde	0.994	5.482
Ethanol	1.376	101.005
n-Propanol	2.472	202.231

Adrian, William - (04-Apr-2019)

Case: [REDACTED] User: wadrian 4/4/2019

Scottsdale Police Department Crime Lab Volatiles Analysis

Sample:	[REDACTED]	Item number:	1241023
Injection date:	4/3/2019 3:11:29 PM	Vial:	29
Method:	ethanol quant.M	Sequence:	3Apr19
Instrument:	US14173023 CN14160045	Analyst:	Adrian
Data file:	C:\Chem321\Data\3Apr19\29.D		

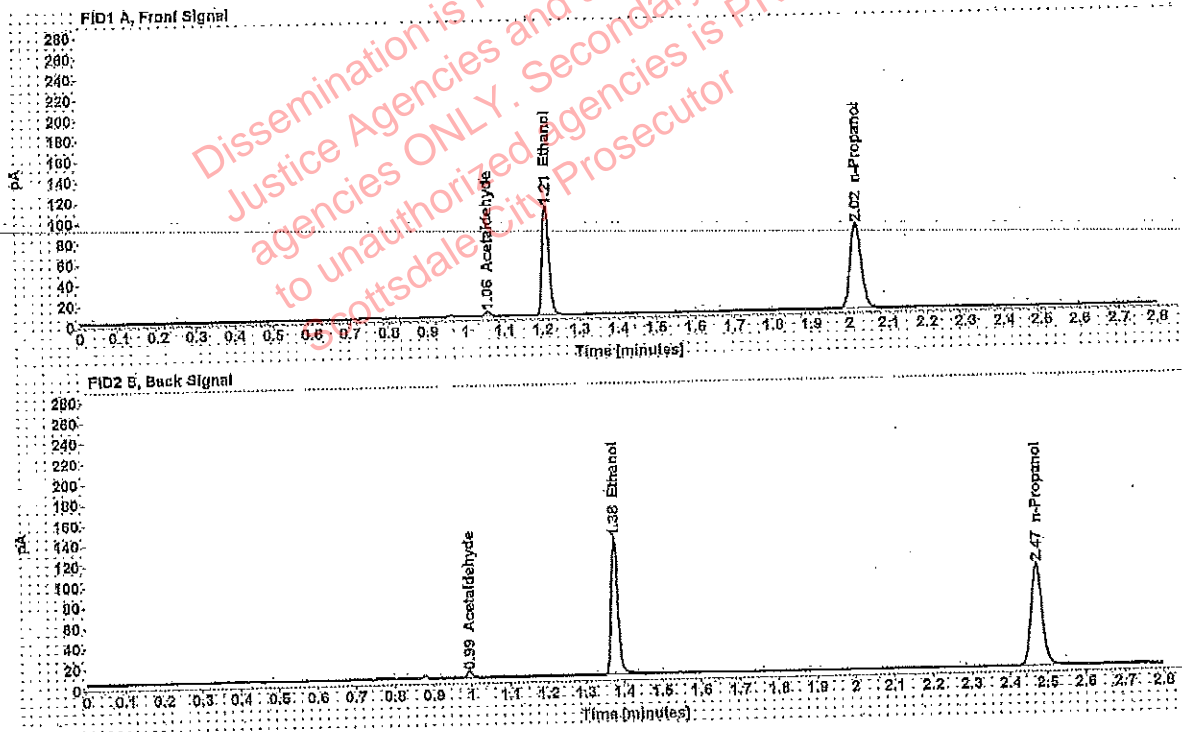


Table 1: FID 1 A (column DB-ALC1)

Compound	Amount (g/100mL)	Time (min)	Peak Area
Acetaldehyde	-----	1.055	4.386
>Ethanol	0.2144	1.209	134.510
n-Propanol	-----	2.016	165.087

Table 2: FID 2 B (column DB-ALC2)

Compound	Time (min)	Peak Area
Acetaldehyde	0.993	5.745
Ethanol	1.375	167.071
n-Propanol	2.471	201.618

Adrian, William - (04-Apr-2019)

Case: [REDACTED] User: wadrian 4/4/2019

Scottsdale Police Department Crime Lab Volatiles Analysis

Sample:	[REDACTED]	Item number:	1241023
Injection date:	4/3/2019 3:15:29 PM	Vial:	30
Method:	ethanol quant.M	Sequence:	3Apr19
Instrument:	US14173023 CN14160045	Analyst:	Adrian
Data file:	C:\Chem32\1\Data\3Apr19\30.D		

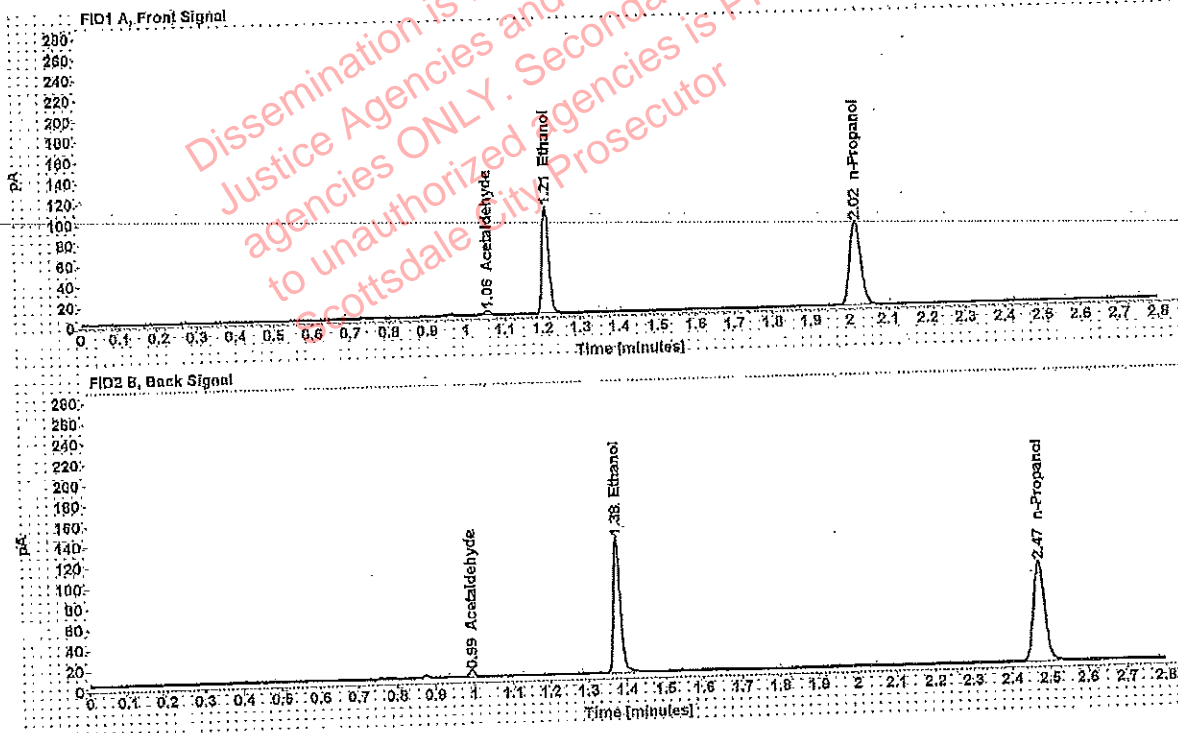


Table 1: FID 1 A (column DB-ALC1)

Compound	Amount (g/100mL)	Time (min)	Peak Area
Acetaldehyde	-----	1.055	4.729
>Ethanol	0.2152	1.209	133.126
n-Propanol	-----	2.016	162.791

Table 2: FID 2 B (column DB-ALC2)

Compound	Time (min)	Peak Area
Acetaldehyde	0.994	6.174
Ethanol	1.376	165.205
n-Propanol	2.472	199.099

Adrian, William - (04-Apr-2019)

Case: [redacted] User: wadrian 4/4/2019

Scottsdale Police Department Crime Lab Volatiles Analysis

Sample: [redacted] Item number: 1263573
Injection date: 4/3/2019 3:23:44 PM Vial: 32
Method: ethanol quant.M Sequence: 3Apr19
Instrument: US14173023 CN14160045 Analyst: Adrian
Data file: C:\Chem32\1\Data\3Apr19\32.D

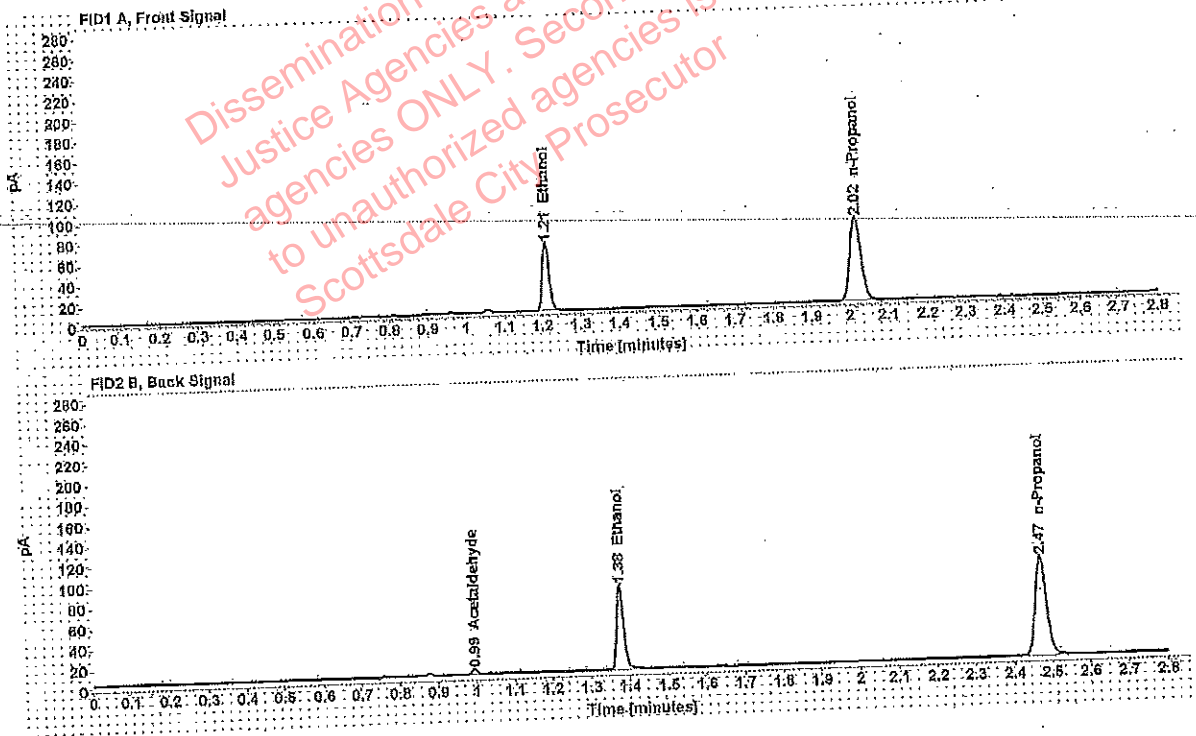


Table 1: FID 1 A (column DB-ALC1)

Compound	Amount (g/100mL)	Time (min)	Peak Area
>Ethanol	0.1370	1.210	84.042
n-Propanol	-----	2.016	161.931

Table 2: FID 2 B (column DB-ALC2)

Compound	Time (min)	Peak Area
Acetaldehyde	0.994	4.565
Ethanol	1.376	103.787
n-Propanol	2.472	197.725

Adrian, William - (04-Apr-2019)

Case: [redacted] User: wadrian 4/4/2019

Scottsdale Police Department Crime Lab Volatiles Analysis

Sample:	[redacted]	Item number:	1263573
Injection date:	4/3/2019 3:27:45 PM	Vial:	33
Method:	ethanol quant.M	Sequence:	3Apr19
Instrument:	US14173023 CN14160045	Analyst:	Adrian
Data file:	C:\Chem32\1\Data\3Apr19\33.D		

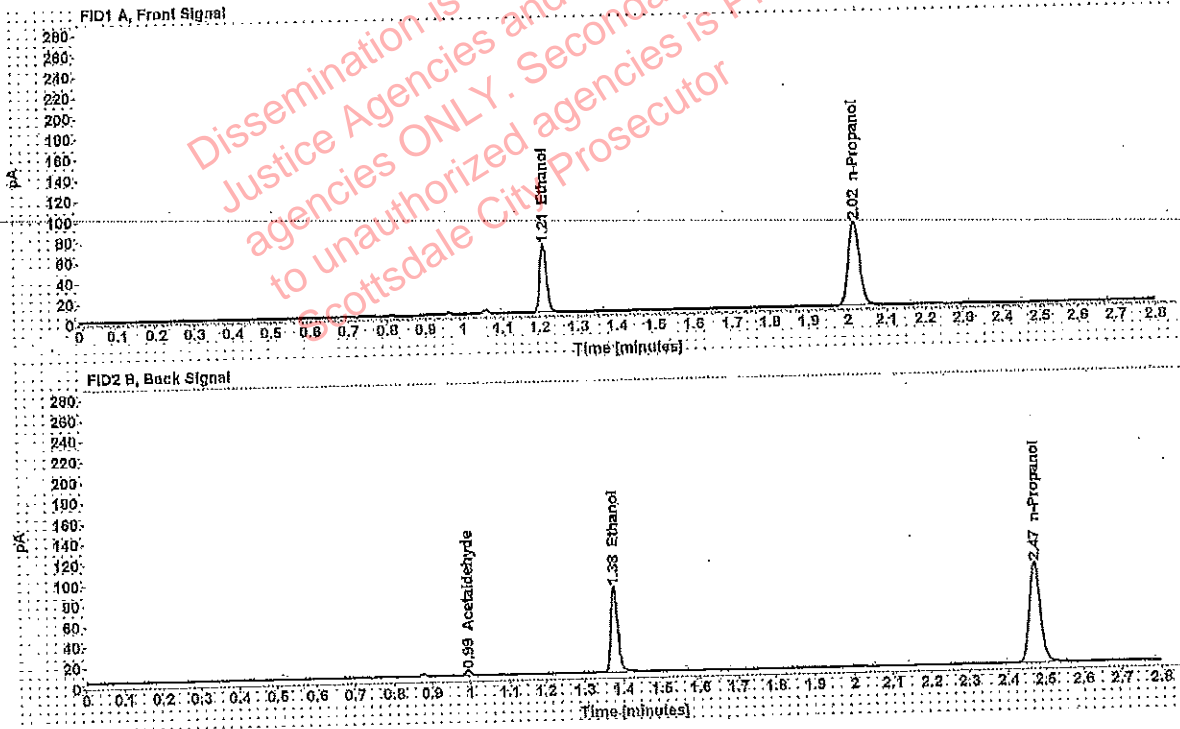


Table 1: FID 1 A (column DB-ALC1)

Compound	Amount (g/100mL)	Time (min)	Peak Area
>Ethanol	0.1368	1.210	84,603
n-Propanol	-----	2.016	163,252

Table 2: FID 2 B (column DB-ALC2)

Compound	Time (min)	Peak Area
Acetaldehyde	0.994	4,684
Ethanol	1.376	104,417
n-Propanol	2.472	198,985

Adrian, William - (04-Apr-2019)

Case: [redacted] User: wadrian 4/4/2019

Scottsdale Police Department Crime Lab Volatiles Analysis

Sample:	[redacted]	Item number:	1241695
Injection date:	4/3/2019 3:31:44 PM	Vial:	34
Method:	ethanol quant.M	Sequence:	3Apr19
Instrument:	US14173023 CN14160045	Analyst:	Adrian
Data file:	C:\Chem32\1\Data\3Apr19\34.D		

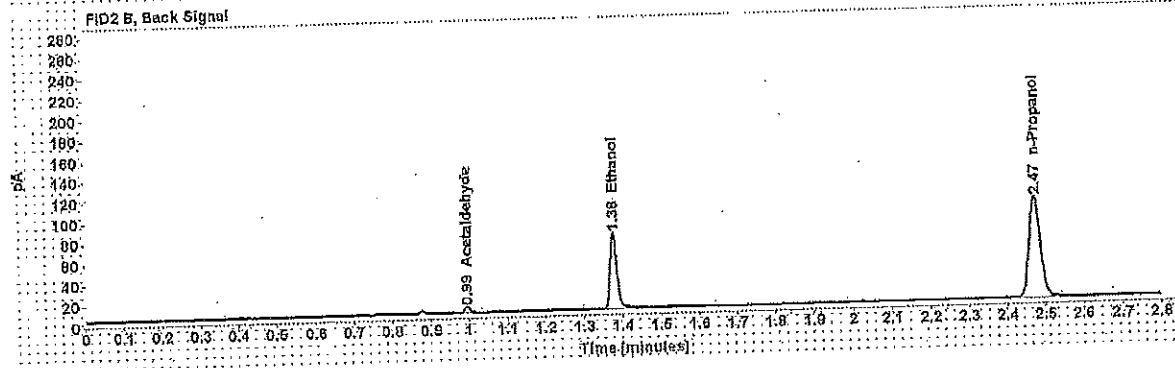
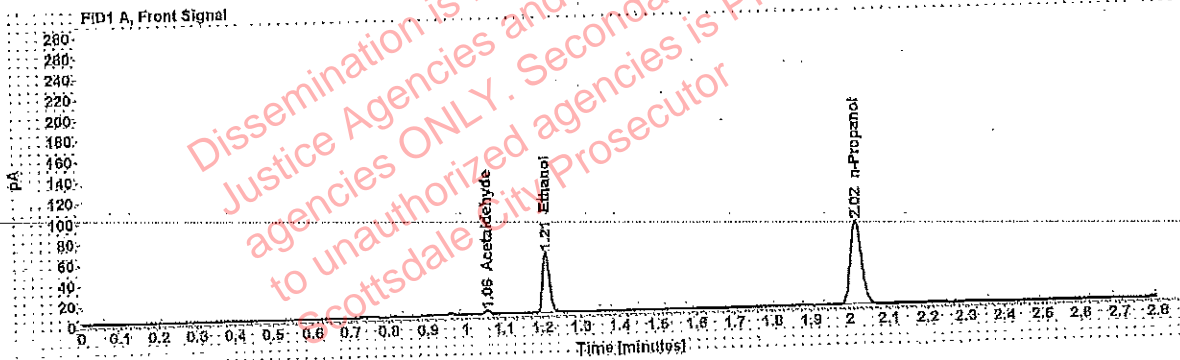


Table 1: FID 1 A (column DB-ALC1)

Compound	Amount (g/100mL)	Time (min)	Peak Area
Acetaldehyde	-----	1.055	4.092
>Ethanol	0.1210	1.210	75.137
n-Propanol	-----	2.018	164.228

Table 2: FID 2 B (column DB-ALC2)

Compound	Time (min)	Peak Area
Acetaldehyde	0.994	5.361
Ethanol	1.376	92.459
n-Propanol	2.472	200.558

Adrian, William * (04-Apr-2019)

Case: [REDACTED] User: wadrian 4/4/2019

Scottsdale Police Department Crime Lab Volatiles Analysis

Sample:	[REDACTED]	Item number:	1241695
Injection date:	4/3/2019 3:35:44 PM	Vial:	35
Method:	ethanol quant.M	Sequence:	3Apr19
Instrument:	US14173023 CN14160046	Analyst:	Adrian
Data file:	C:\Chem32\1\Data\3Apr19\35.D		

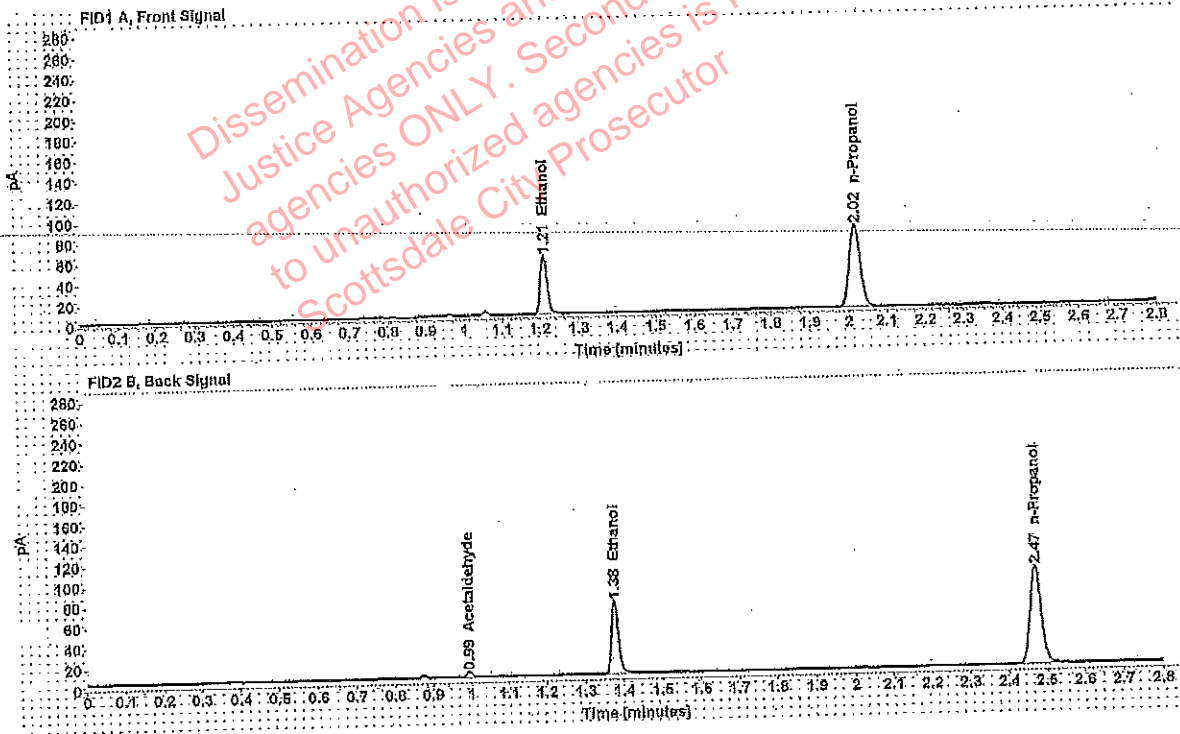


Table 1: FID 1 A (column DB-ALC1)

Compound	Amount (g/100mL)	Time (min)	Peak Area
>Ethanol	0.1200	1.210	72.651
n-Propanol	-----	2.016	160.067

Table 2: FID 2 B (column DB-ALC2)

Compound	Time (min)	Peak Area
Acetaldehyde	0.993	4.902
Ethanol	1.376	89.749
n-Propanol	2.471	195.041

Adrian, William - (04-Apr-2019)

Case: [REDACTED] User: wadrian 4/4/2019

Scottsdale Police Department Crime Lab Volatiles Analysis

Sample:	[REDACTED]	Item number:	1260864
Injection date:	4/3/2019 3:39:44 PM	Vial:	38
Method:	ethanol quant.M	Sequence:	3Apr19
Instrument:	US14173023 CN14160045	Analyst:	Adrian
Data file:	C:\Chrom32\1\Data\3Apr19\36.D		

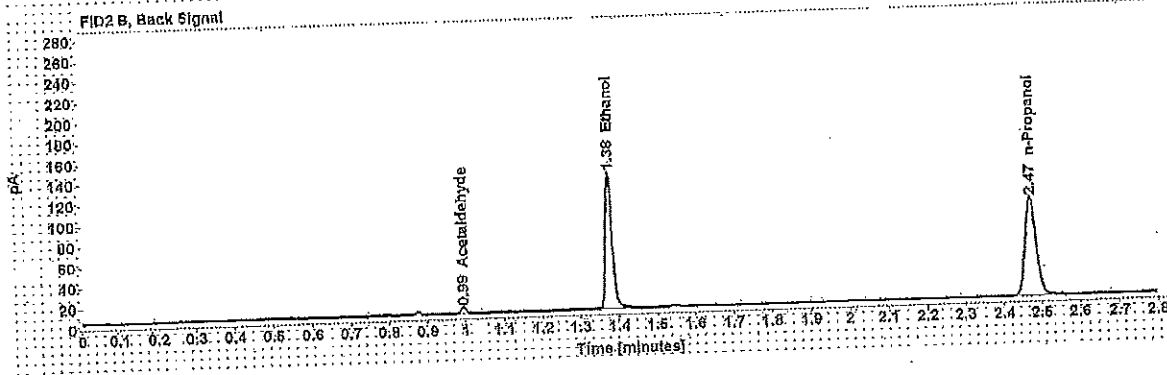
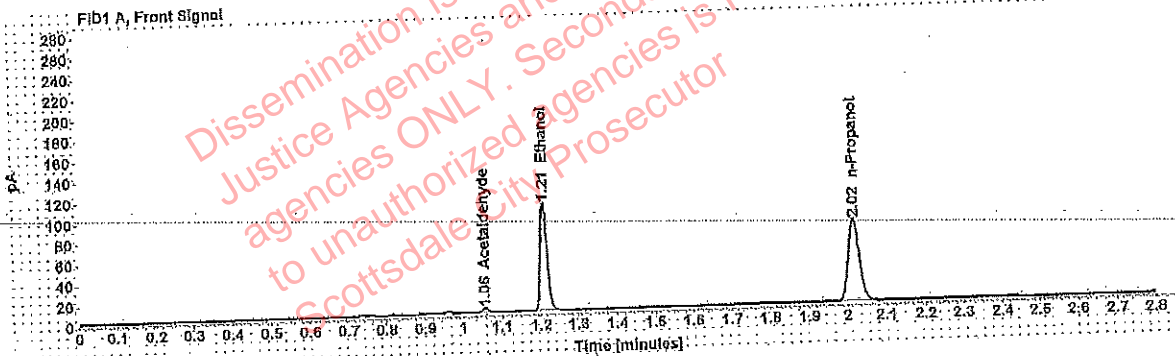


Table 1: FID 1 A (column DB-ALC1)

Compound	Amount (g/100mL)	Time (min)	Peak Area
Acetaldehyde	-----	1.055	4.388
>Ethanol	0.2204	1.209	134.491
n-Propanol	-----	2.016	160.545

Table 2: FID 2 B (column DB-ALC2)

Compound	Time (min)	Peak Area
Acetaldehyde	0.994	5.739
Ethanol	1.376	167.049
n-Propanol	2.472	195.605

Adrian, William - (04-Apr-2019)
 Case: [REDACTED] User: wadrian 4/4/2019

Scottsdale Police Department Crime Lab Volatiles Analysis

Sample: [REDACTED]	Item number: 1260864
Injection date: 4/3/2019 3:43:59 PM	Vial: 37
Method: ethanol quant.M	Sequence: 3Apr19
Instrument: US14173023 CN14160045	Analyst: Adrian
Data file: C:\Chem32\1\Data\3Apr19\37.D	

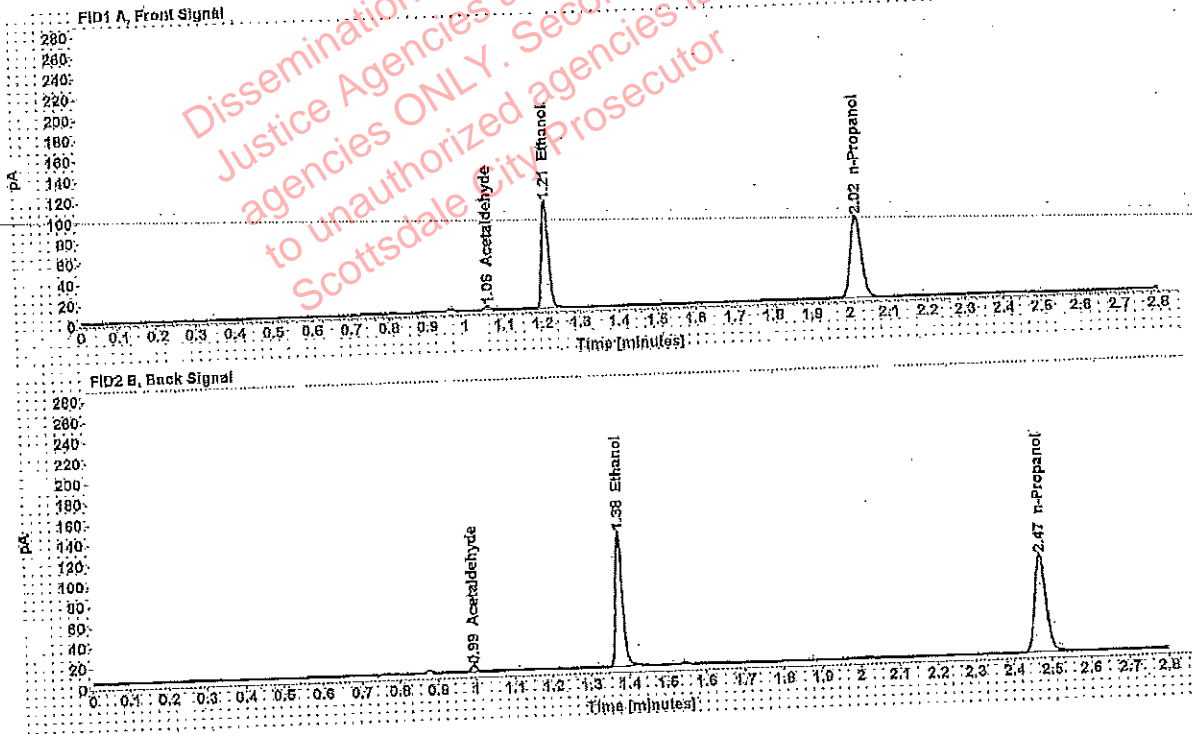


Table 1: FID 1 A (column DB-ALC1)

Compound	Amount (g/100mL)	Time (min)	Peak Area
Acetaldehyde	-----	1.055	4.475
>Ethanol	0.2197	1.209	133.690
n-Propanol	-----	2.016	160.080

Table 2: FID 2 B (column DB-ALC2)

Compound	Time (min)	Peak Area
Acetaldehyde	0.994	5.883
Ethanol	1.376	165.948
n-Propanol	2.472	195.089

Case: [REDACTED] : Adrian, William - (04-Apr-2019)
 User: wadrian 4/4/2019

Scottsdale Police Department Crime Lab Volatiles Analysis

Sample:	[REDACTED]	Item number:	1242246
Injection date:	4/3/2019 3:48:00 PM	Vial:	38
Method:	ethanol quant.M	Sequence:	3Apr19
Instrument:	US14173023 CN14160045	Analyst:	Adrian
Data file:	C:\Chem32\11\Data\3Apr19\38.D		

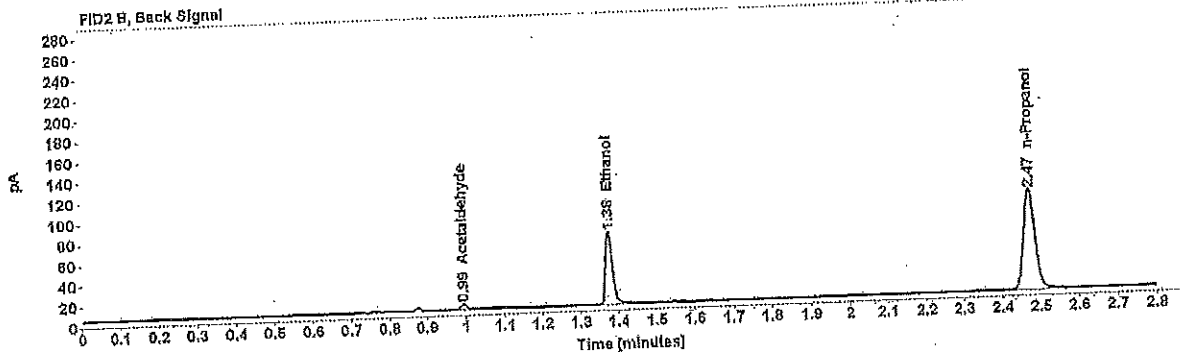
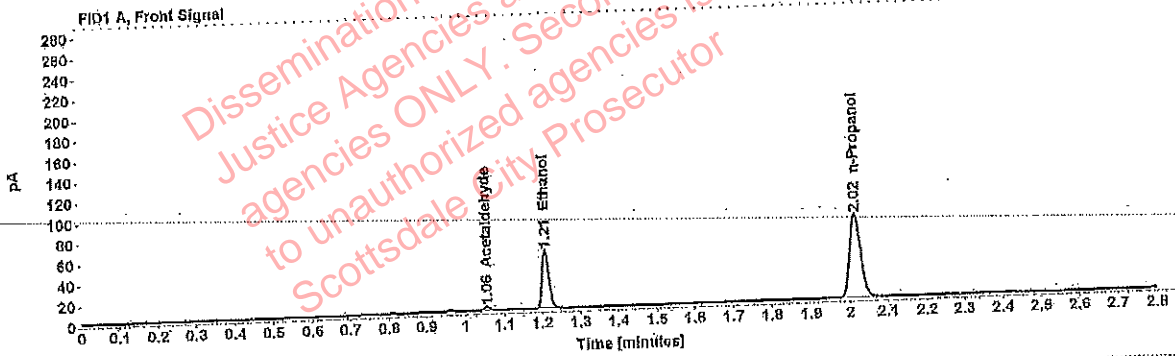


Table 1: FID 1 A (column DB-ALC1)

Compound	Amount (g/100mL)	Time (min)	Peak Area
Acetaldehyde	-----	1.055	4.077
>Ethanol	0.1172	1.210	72.593
n-Propanol	-----	2.016	163.893

Table 2: FID 2 B (column DB-ALC2)

Compound	Time (min)	Peak Area
Acetaldehyde	0.993	5.372
Ethanol	1.376	89.467
n-Propanol	2.471	200.106

Adrian, William - (04-Apr-2019)

Case: [REDACTED] User: wadrian 4/4/2019

Scottsdale Police Department Crime Lab Volatiles Analysis

Sample:	[REDACTED]	Item number:	1242246
Injection date:	4/3/2019 3:52:00 PM	Vial:	39
Method:	ethanol quant.M	Sequence:	3Apr19
Instrument:	US14173023 CN14160045	Analyst:	Adrian
Data file:	C:\Chem32\1\1Data\3Apr19\39.D		

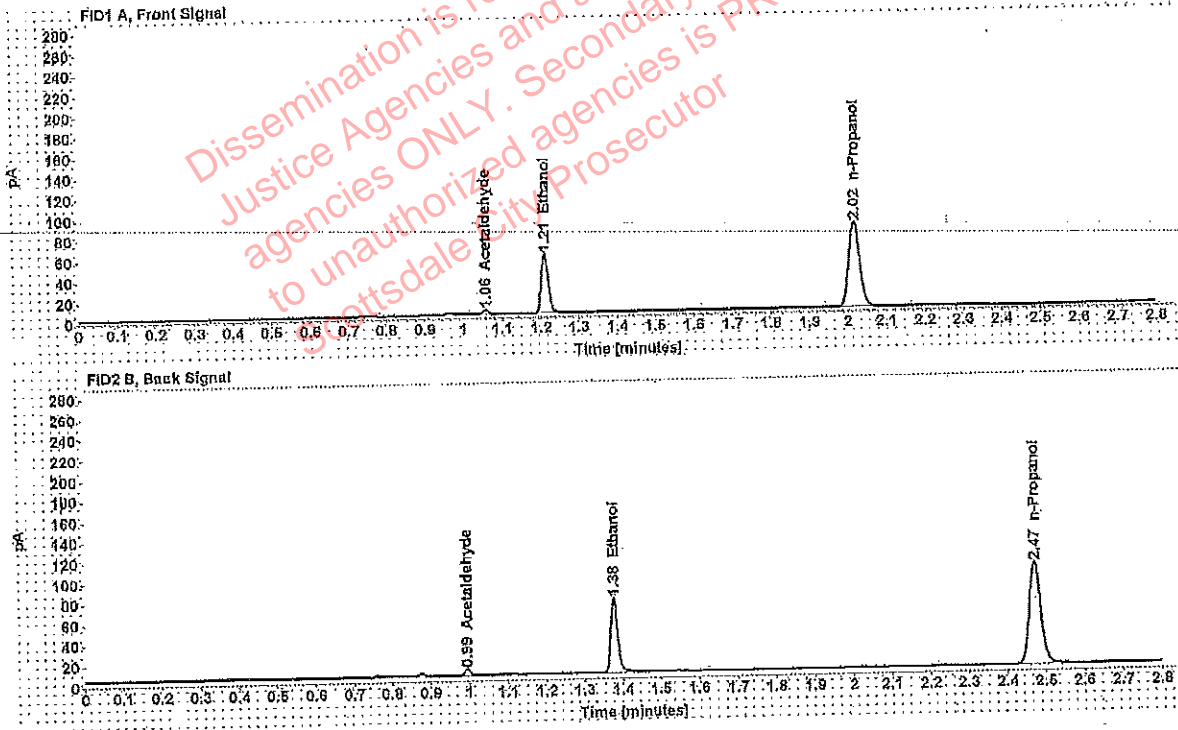


Table 1: FID 1 A (column DB-ALC1)

Compound	Amount (g/100mL)	Time (min)	Peak Area
Acetaldehyde	-----	1.055	4.208
>Ethanol	0.1176	1.210	73.757
n-Propanol	-----	2.016	165.859

Table 2: FID 2 B (column DB-ALC2)

Compound	Time (min)	Peak Area
Acetaldehyde	0.994	5.545
Ethanol	1.376	90.820
n-Propanol	2.472	202.636

Adrian, William - (04-Apr-2019)

Case: [REDACTED] User: wadrian 4/4/2019

Scottsdale Police Department Crime Lab Volatiles Analysis

Sample:	[REDACTED]	Item number:	1264108
Injection date:	4/3/2019 3:55:59 PM	Vial:	40
Method:	ethanol.quant.M	Sequence:	3Apr19
Instrument:	US14173023 CN14160045	Analyst:	Adrian.
Data file:	C:\Chem32\1\Data\3Apr19\40.D		

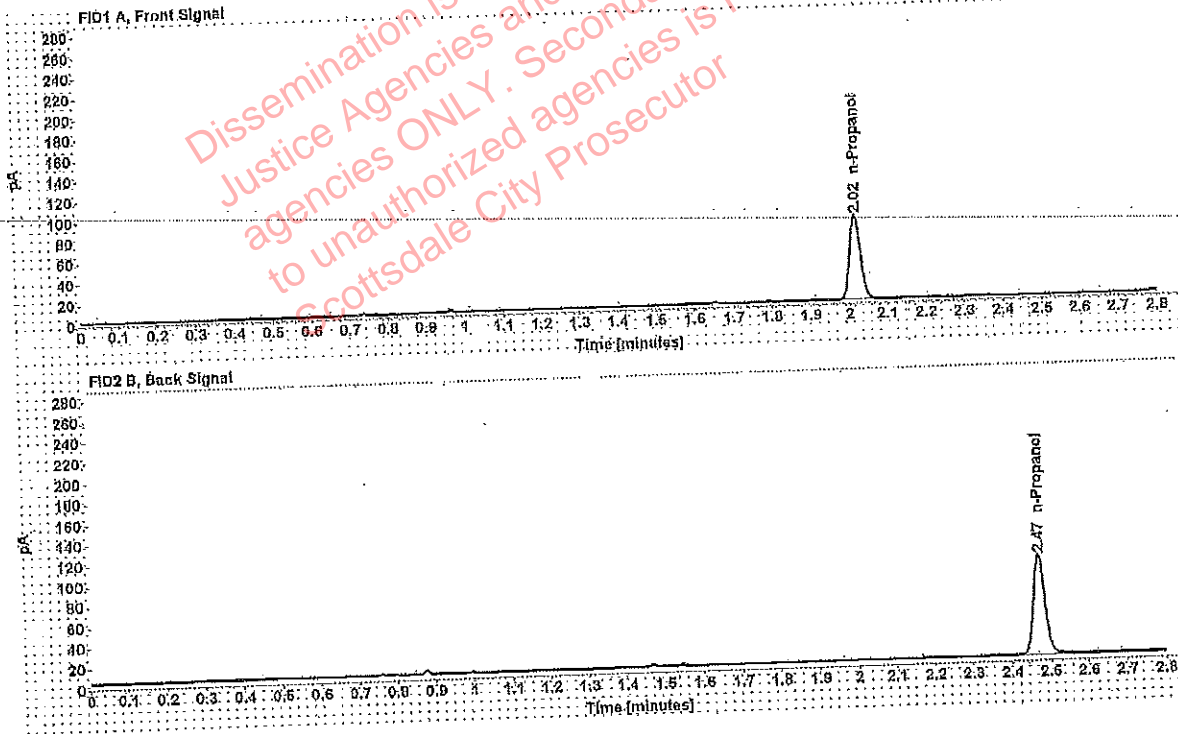


Table 1: FID 1 A (column DB-ALC1)

Compound	Amount (g/100mL)	Time (min)	Peak Area
n-Propanol	-----	2.016	164.537

Table 2: FID 2 B (column DB-ALC2)

Compound	Time (min)	Peak Area
n-Propanol	2.471	200,754

Adrian, William - (04-Apr-2019)

Case: [redacted] User: wadrian 4/4/2019

Scottsdale Police Department Crime Lab Volatiles Analysis

Sample:	[redacted]	Item number:	1264108
Injection date:	4/3/2019 3:59:59 PM	Vial:	41
Method:	ethanol quant.M	Sequence:	3Apr19
Instrument:	US14173023 CN14160045	Analyst:	Adrian
Data file:	C:\Chem32\11\Data\3Apr19\41.D		

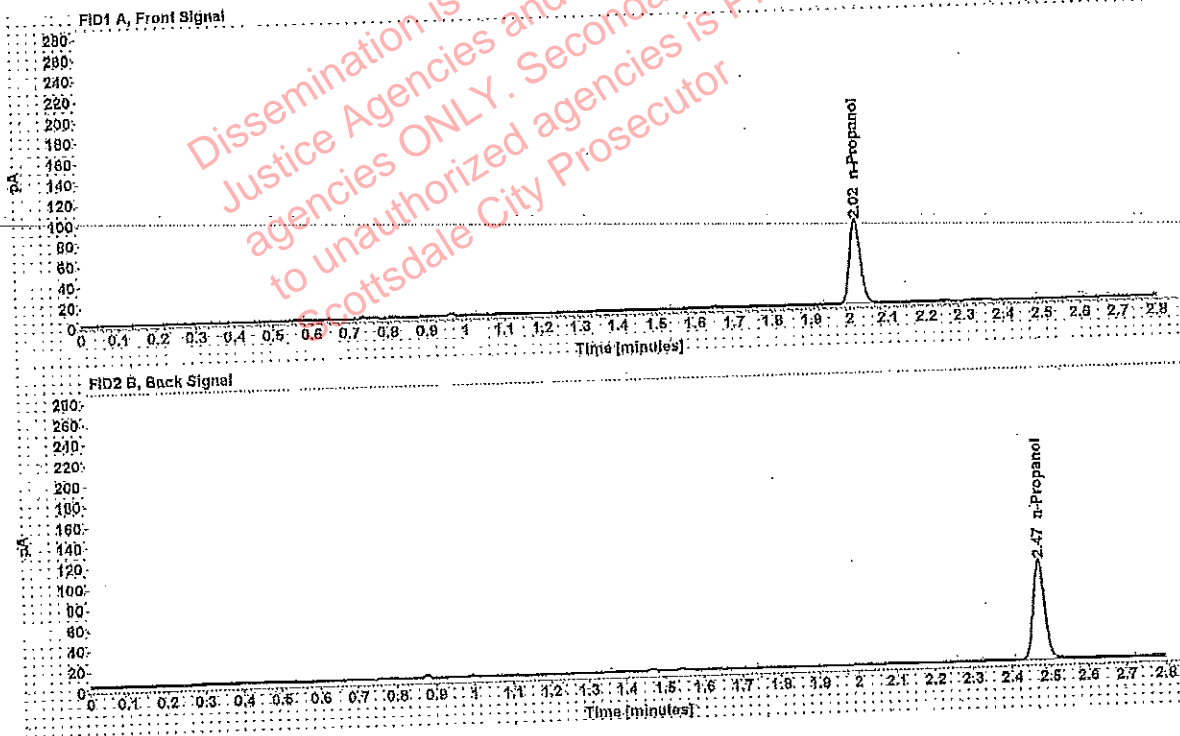


Table 1: FID 1 A (column DB-ALC1)

Compound	Amount (g/100mL)	Time (min)	Peak Area
n-Propanol	-----	2.016	163.142

Table 2: FID 2 B (column DB-ALC2)

Compound	Time (min)	Peak Area
n-Propanol	2.471	199.348

Adrian, William - (04-Apr-2019)

Case: [redacted] User: wadrian 4/4/2019

Scottsdale Police Department Crime Lab Volatiles Analysis

Sample:	[redacted]	Item number:	1260892
Injection date:	4/3/2019 4:08:14 PM	Vial:	43
Method:	ethanol quant.M	Sequence:	3Apr19
Instrument:	US14173023 CN14160045	Analyst:	Adrian
Data file:	C:\Chem32\1\DATA\3Apr19\43.D		

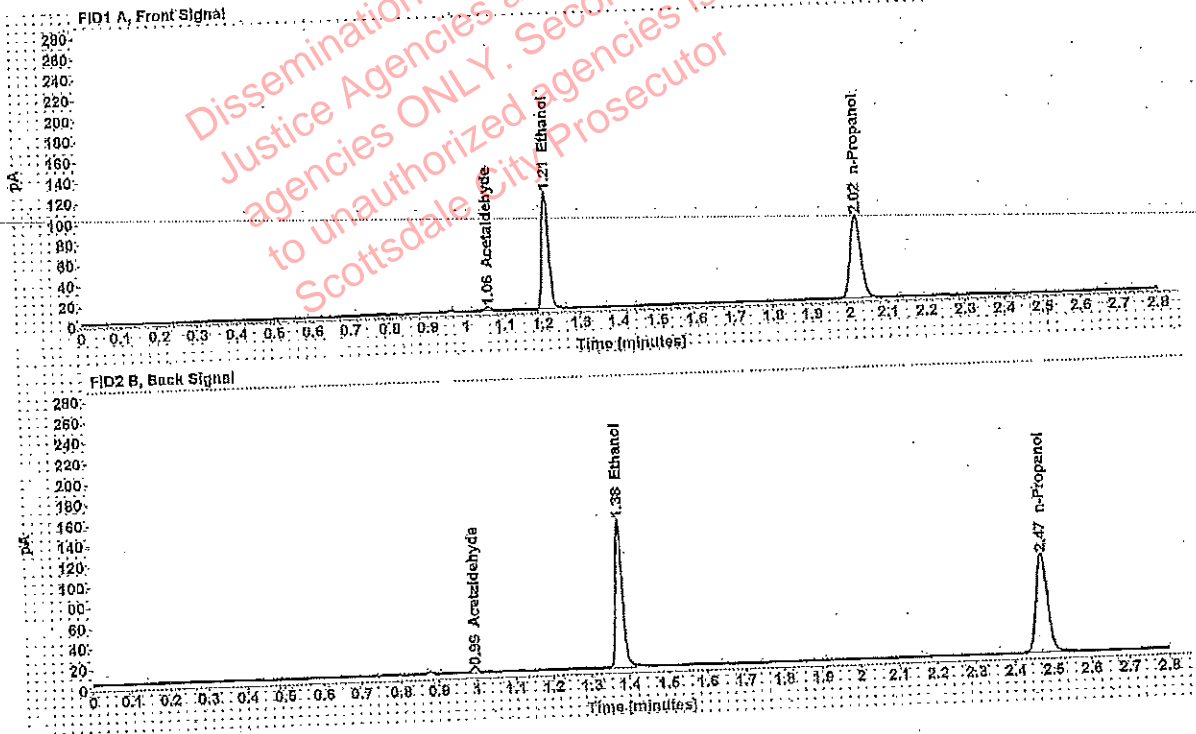


Table 1: FID 1 A (column DB-ALC1)

Compound	Amount (g/100mL)	Time (min)	Peak Area
Acetaldehyde	-----	1.055	3.978
>Ethanol	0.2381	1.209	145.868
n-Propanol	-----	2.016	161.109

Table 2: FID 2 B (column DB-ALC2)

Compound	Time (min)	Peak Area
Acetaldehyde	0.994	5.226
Ethanol	1.376	181.142
n-Propanol	2.472	196.440

Adrian, William - (04-Apr-2019)

Case: [REDACTED] User: wadrian 4/4/2019

Scottsdale Police Department Crime Lab Volatiles Analysis

Sample:	[REDACTED]	Item number:	1260892
Injection date:	4/3/2019 4:12:14 PM	Vial:	44
Method:	ethanol quant.M	Sequence:	3Apr19
Instrument:	US14173023 CN14160045	Analyst:	Adrian
Data file:	C:\Chem32\1\Data\3Apr19\44.D		

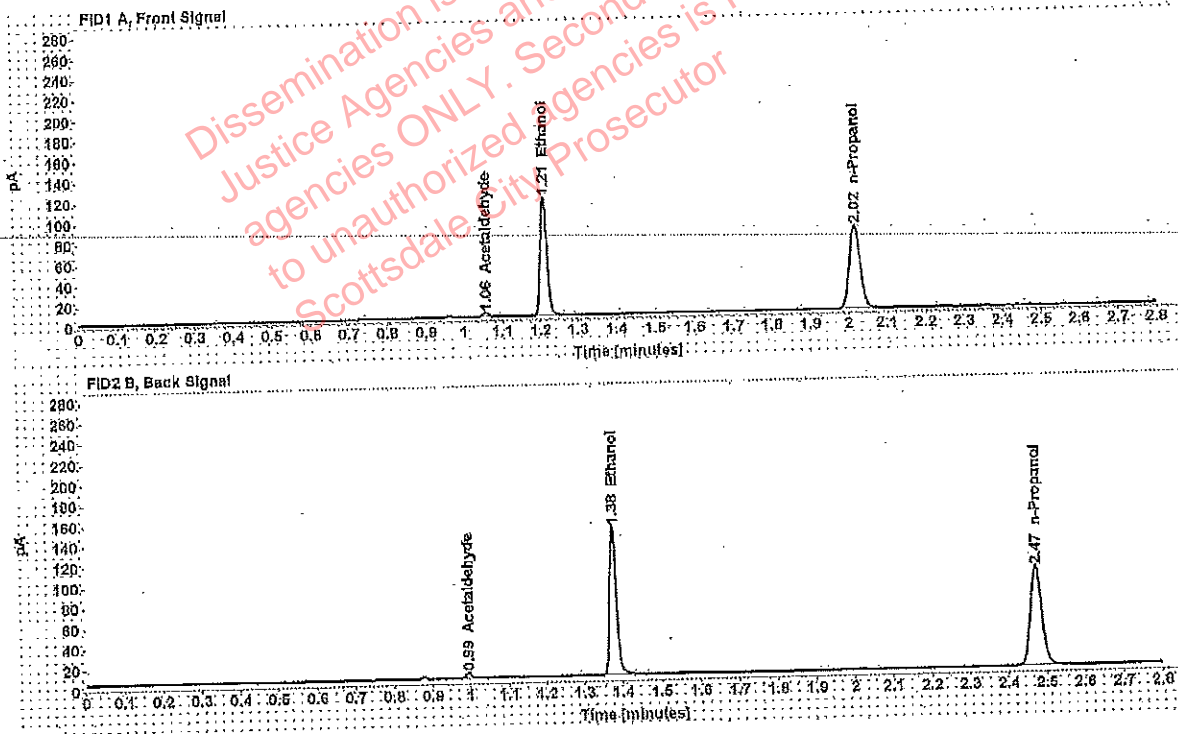


Table 1: FID 1 A (column DB-ALC1)

Compound	Amount (g/100mL)	Time (min)	Peak Area
Acetaldehyde	-----	1.055	3.997
>Ethanol	0.2381	1.209	146.922
n-Propanol	-----	2.016	162.238

Table 2: FID 2 B (column DB-ALC2)

Compound	Time (min)	Peak Area
Acetaldehyde	0.994	5.229
Ethanol	1.376	182.328
n-Propanol	2.472	198.075

Adrian, William - (04-Apr-2019)

Case:

User: wadrian 4/4/2019

Scottsdale Police Department Crime Lab Volatiles Analysis

Sample:		Item number:	1261328
Injection date:	4/3/2019 4:16:14 PM	Vial:	45
Method:	ethanol quant.M	Sequence:	3Apr19
Instrument:	US14173023 CN14160045	Analyst:	Adrian
Data file:	C:\Chem32\11\Data\3Apr19\45.D		

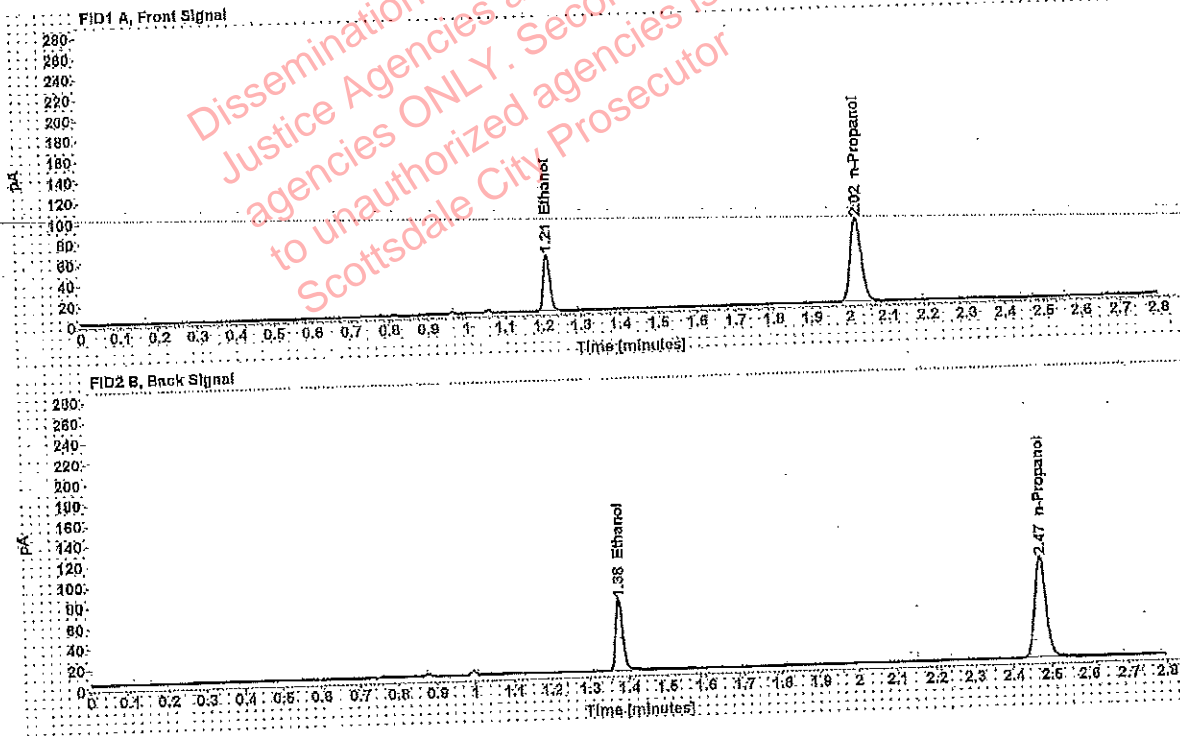


Table 1: FID 1 A (column DB-ALC1)

Compound	Amount (g/100mL)	Time (min)	Peak Area
>Ethanol	0.1146	1.210	70.925
n-Propanol	-----	2.016	163.675

Table 2: FID 2 B (column DB-ALC2)

Compound	Time (min)	Peak Area
Ethanol	1.375	87.652
n-Propanol	2.471	199.695

Adrian, William - (04-Apr-2019)

Case: [REDACTED] User: wadrian 4/4/2019

Scottsdale Police Department Crime Lab Volatiles Analysis

Sample:	[REDACTED]	Item number:	1261326
Injection date:	4/3/2019 4:20:15 PM	Vial:	46
Method:	ethanol quant.M	Sequence:	3Apr19
Instrument:	US14173023 CN14160045	Analyst:	Adrian
Data file:	C:\Chem32\1\Data\3Apr19M6.D		

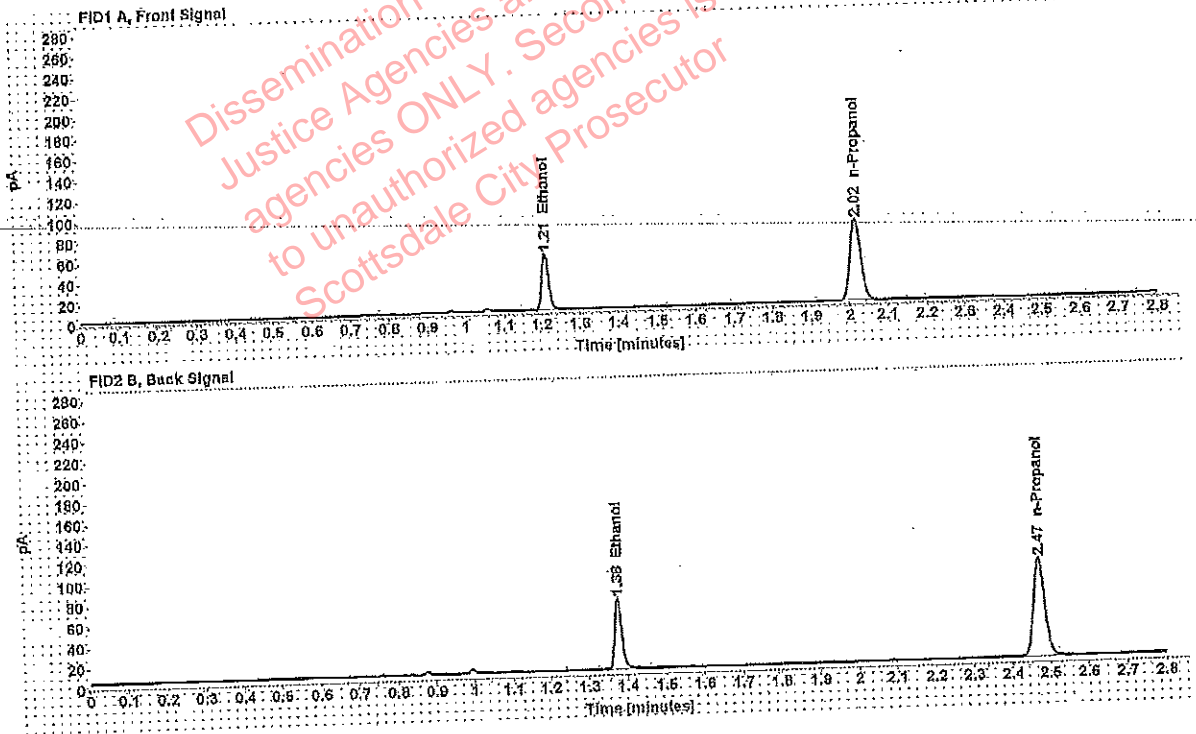


Table 1: FID 1 A (column DB-ALC1)

Compound	Amount (g/100mL)	Time (min)	Peak Area
>Ethanol	0.1167	1.210	70.808
n-Propanol	-----	2.016	160.468

Table 2: FID 2 B (column DB-ALC2)

Compound	Time (min)	Peak Area
Ethanol	1.376	87.312
n-Propanol	2.471	195.710

Adrian, William - (04-Apr-2019)

Case:

User: wadrian 4/4/2019

Scottsdale Police Department Crime Lab Volatiles Analysis

Sample:		Item number:	1261025
Injection date:	4/3/2019 4:24:14 PM	Vial:	47
Method:	ethanol quant.M	Sequence:	3Apr19
Instrument:	US14173023 CN14160045	Analyst:	Adrian
Data file:	C:\Chem3211Data\3Apr19\47.D		

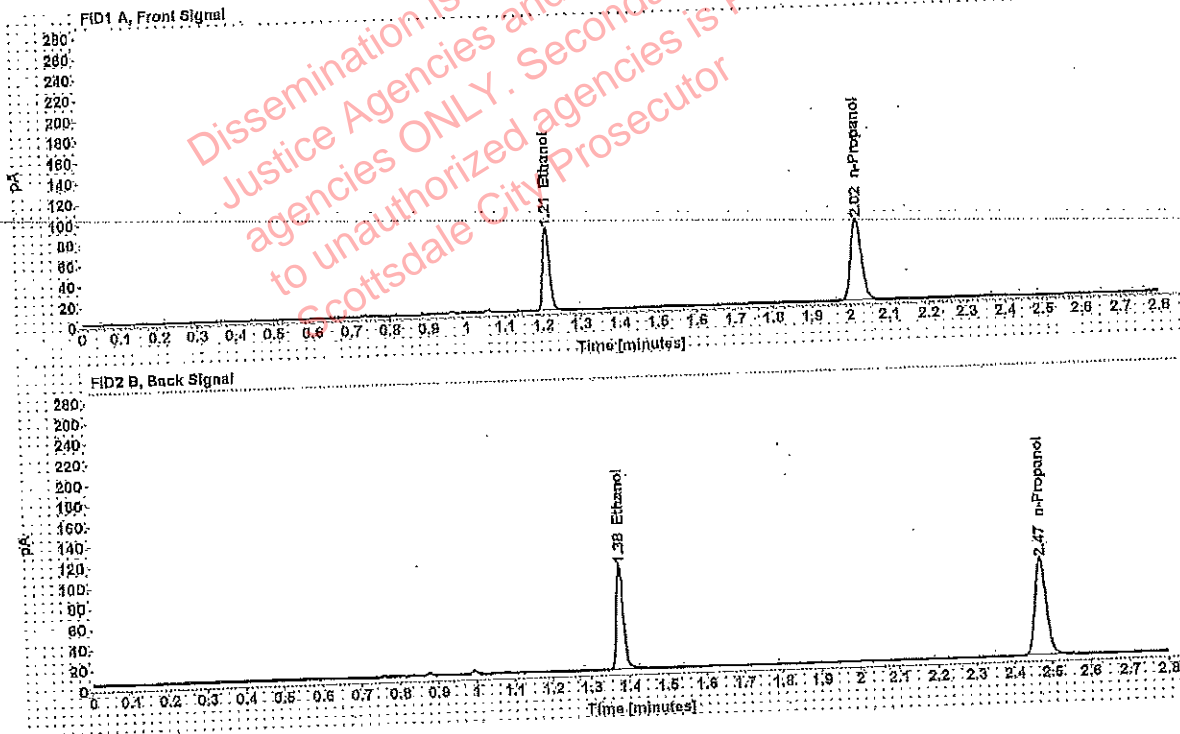


Table 1: FID 1 A (column DB-ALC1)

Compound	Amount (g/100mL)	Time (min)	Peak Area
>Ethanol	0.1705	1.209	103.209
n-Propanol		2.016	159.489

Table 2: FID 2 B (column DB-ALC2)

Compound	Time (min)	Peak Area
Ethanol	1.375	128.337
n-Propanol	2.471	193.960

Case: [REDACTED] : Adrian, William - (04-Apr-2019)
 User: wadrian 4/4/2019

Scottsdale Police Department Crime Lab Volatiles Analysis

Sample: [REDACTED]	Item number: 1261025
Injection date: 4/3/2019 4:28:15 PM	Vial: 48
Method: ethanol quant.M	Sequence: 3Apr19
Instrument: US14173023 CN14160045	Analyst: Adrian
Data file: C:\Chem32\1\Data\3Apr19\48.D	

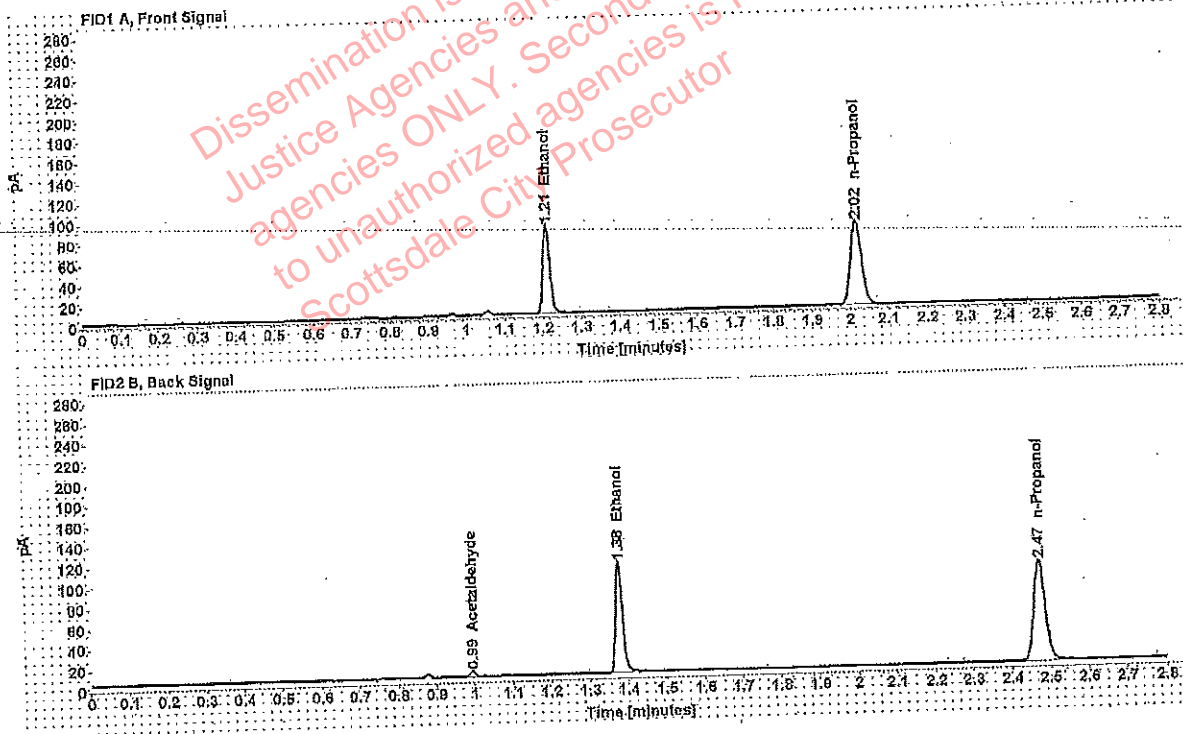


Table 1: FID 1 A (column DB-ALC1)

Compound	Amount (g/100mL)	Time (min)	Peak Area
>Ethanol	0.1770	1.210	109.677
n-Propanol	-----	2.018	163.257

Table 2: FID 2 B (column DB-ALC2)

Compound	Time (min)	Peak Area
Acetaldehyde	0.994	4.913
Ethanol	1.378	135.649
n-Propanol	2.472	199.323

Adrian, William - (04-Apr-2019)

Case: [redacted] User: wadrian 4/4/2019

Scottsdale Police Department Crime Lab Volatiles Analysis

Sample: [redacted] Item number: 1260325
Injection date: 4/3/2019 4:32:30 PM Vial: 49
Method: ethanol quant.M Sequence: 3Apr19
Instrument: US14173023 CN14160045 Analyst: Adrian
Data file: C:\Chem32\1\Data\3Apr19\49.D

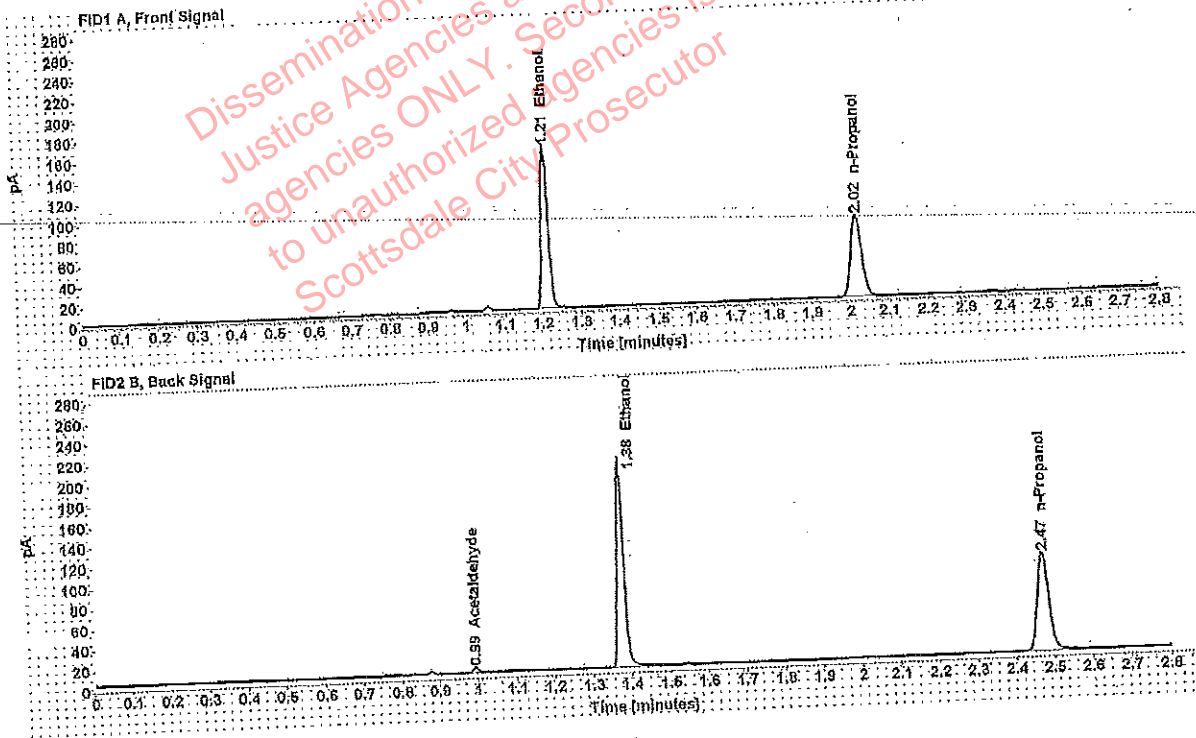


Table 1: FID 1 A (column DB-ALC1)

Compound	Amount (g/100mL)	Time (min)	Peak Area
>Ethanol	0.3303	1.209	201.764
n-Propanol	-----	2.010	160.346

Table 2: FID 2 B (column DB-ALC2)

Compound	Time (min)	Peak Area
Acetaldehyde	0.993	4.764
Ethanol	1.375	250.842
n-Propanol	2.471	195.062

Case: [REDACTED] : Adrian, William - (04-Apr-2019)
 User: wadrian 4/4/2019

Scottsdale Police Department Crime Lab Volatiles Analysis

Sample: [REDACTED]	Item number: 1260325
Injection date: 4/3/2019 4:36:29 PM	Vial: 50
Method: ethanol quant.M	Sequence: 3Apr19
Instrument: US14173023 CN14160045	Analyst: Adrian
Data file: C:\Chem32\11\Data\3Apr19\50.D	

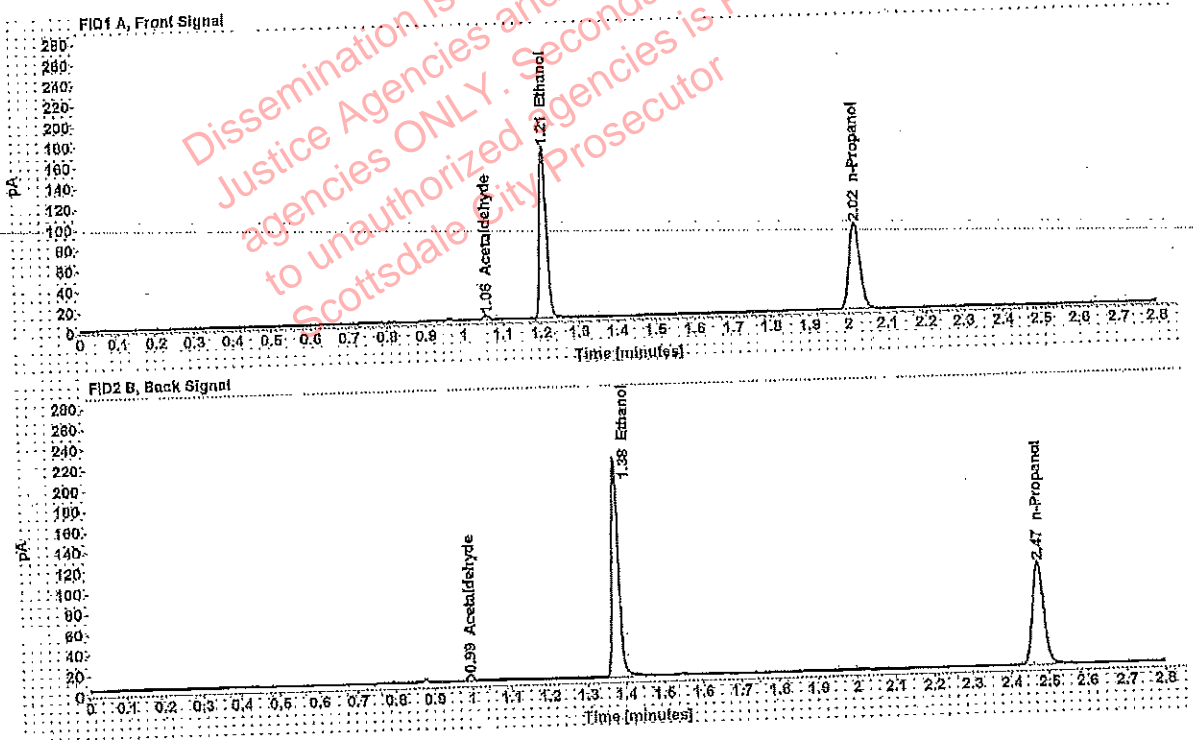


Table 1: FID 1 A (column DB-ALC1)

Compound	Amount (g/100mL)	Time (min)	Peak Area
Acetaldehyde	-----	1.055	4.444
>Ethanol	0.3345	1.209	212.383
n-Propanol	-----	2.016	166.692

Table 2: FID 2 B (column DB-ALC2)

Compound	Time (min)	Peak Area
Acetaldehyde	0.994	5.832
Ethanol	1.376	264.797
n-Propanol	2.472	204.084

Adrian, William - (04-Apr-2019)

Case: [REDACTED] User: wadrian 4/4/2019

Scottsdale Police Department Crime Lab Volatiles Analysis

Sample:	[REDACTED]	Item number:	334-01A
Injection date:	4/3/2019 4:40:29 PM	Vial:	51
Method:	ethanol quant.M	Sequence:	3Apr19
Instrument:	US14173023 CN14160045	Analyst:	Adrian
Data file:	C:\Chem32\1\Data\3Apr19\51.D		

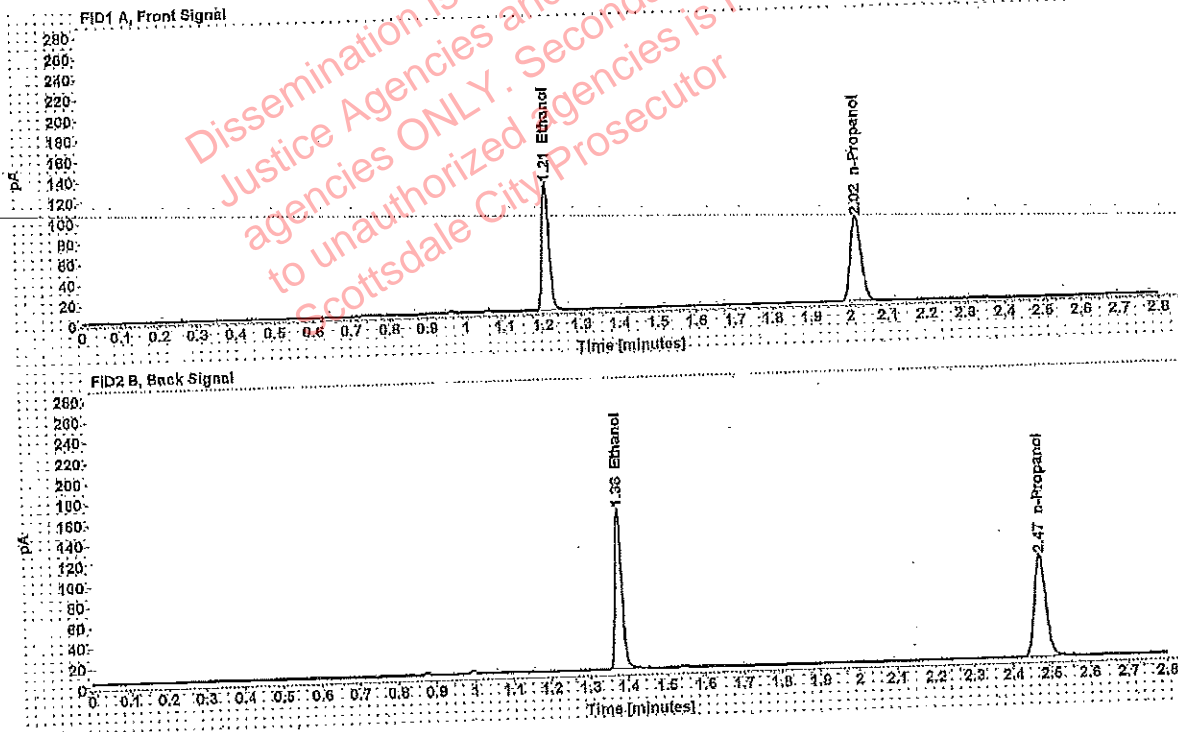


Table 1: FID 1 A (column DB-ALC1)

Compound	Amount (g/100mL)	Time (min)	Peak Area
>Ethanol	0.2503	1.209	158.157
n-Propanol		2.016	188.124

Table 2: FID 2 B (column DB-ALC2)

Compound	Time (min)	Peak Area
Ethanol	1.376	196.900
n-Propanol	2.472	203.004

Case: [REDACTED] Adrian, William - (04-Apr-2019)
 User: wadrian 4/4/2019

Scottsdale Police Department Crime Lab Volatiles Analysis

Sample:	[REDACTED]	Item number:	334-01A
Injection date:	4/3/2019 4:44:30 PM	Vial:	52
Method:	ethanol quant.M	Sequence:	3Apr19
Instrument:	US14173023 CN14160045	Analyst:	Adrian
Data file:	C:\Chem32\11Data\3Apr19\52.D		

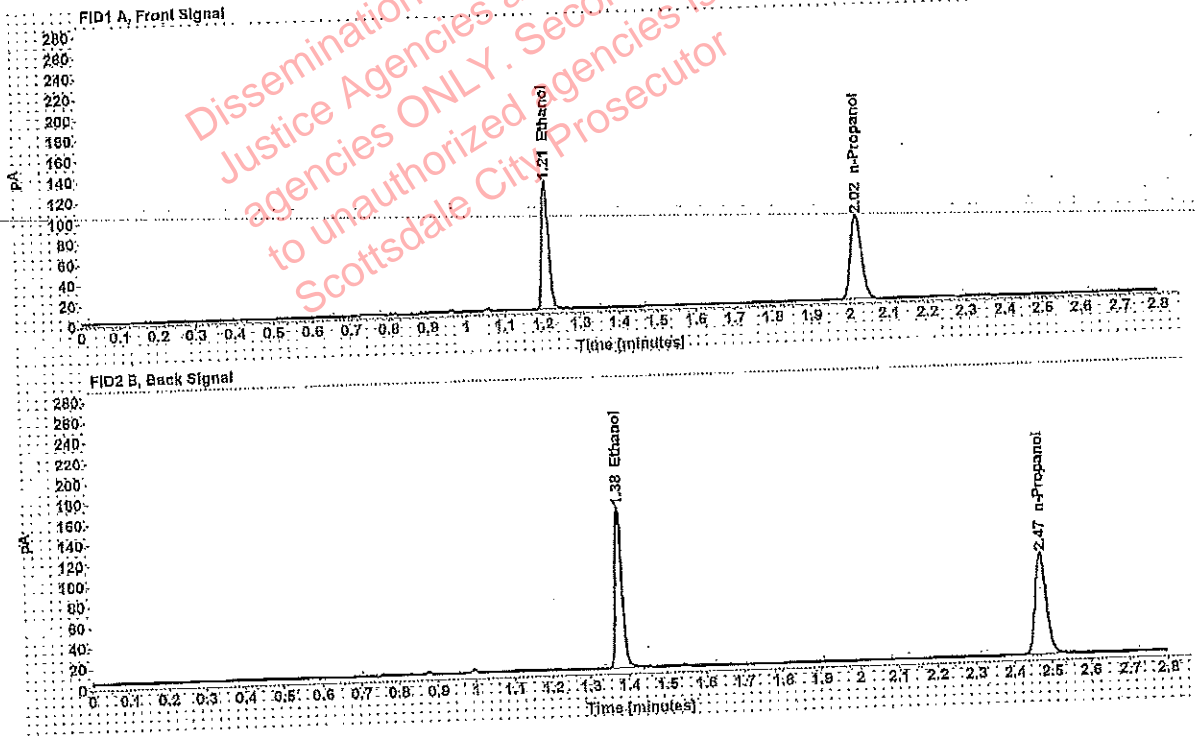


Table 1: FID 1 A (column DB-ALC1)

Compound	Amount (g/100mL)	Time (min)	Peak Area
>Ethanol	0.2528	1.209	158.774
n-Propanol	-----	2.016	165.080

Table 2: FID 2 B (column DB-ALC2)

Compound	Time (min)	Peak Area
Ethanol	1.376	197.523
n-Propanol	2.472	201.205

Adrian, William - (04-Apr-2019)

Case: [redacted] User: wadrian 4/4/2019

Scottsdale Police Department Crime Lab Volatiles Analysis

Sample:	[redacted]	Item number:	1263906
Injection date:	4/3/2019 4:52:29 PM	Vial:	54
Method:	ethanol quant.M	Sequence:	3Apr19
Instrument:	US14173023 CN14180045	Analyst:	Adrian
Data file:	C:\Chem32\1\Data\3Apr19\54.D		

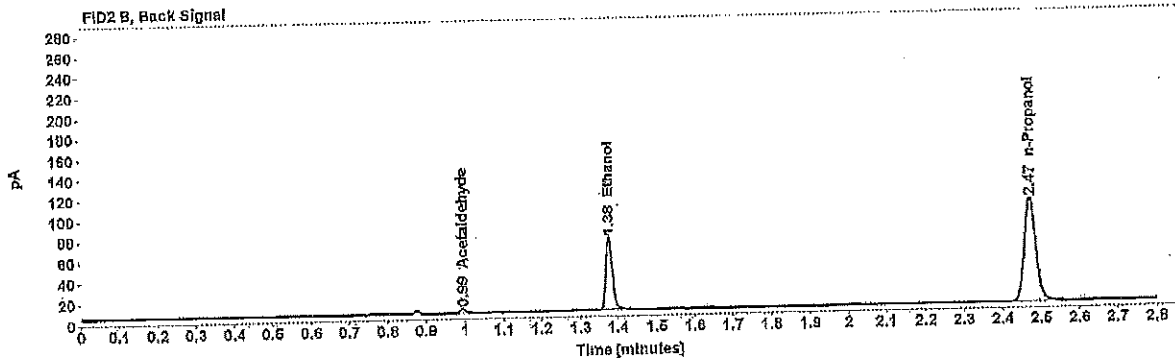
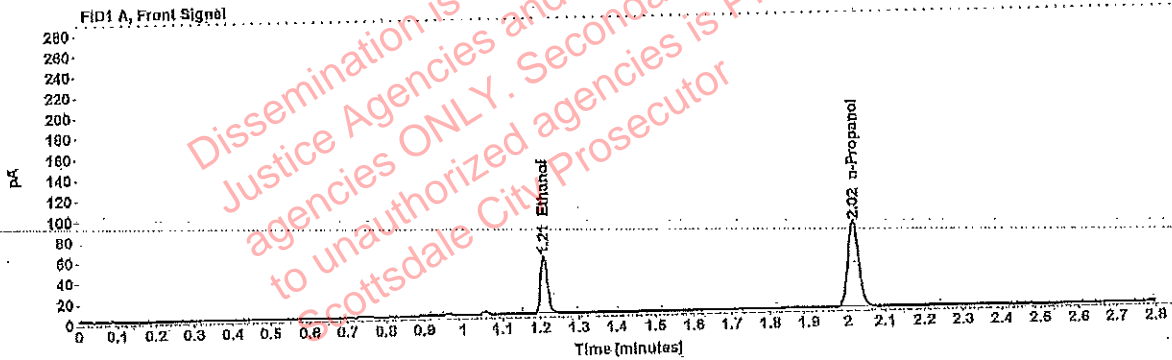


Table 1: FID 1 A (column DB-ALC1)

Compound	Amount (g/100mL)	Time (min)	Peak Area
>Ethanol	0.1131	1.210	71.465
n-Propanol	-----	2.016	167.259

Table 2: FID 2 B (column DB-ALC2)

Compound	Time (min)	Peak Area
Acetaldehyde	0.994	3.845
Ethanol	1.376	88,103
n-Propanol	2.472	204,395

Case: [REDACTED] : Adrian, William - (04-Apr-2019)
 User: wadrian 4/4/2019

Scottsdale Police Department Crime Lab Volatiles Analysis

Sample:	[REDACTED]	Item number:	1263906
Injection date:	4/3/2019 4:56:45 PM	Vial:	55
Method:	ethanol.quant.M	Sequence:	3Apr19
Instrument:	US14173023 CN14160045	Analyst:	Adrian
Data file:	C:\Chem32\1\1Data\3Apr19\55.D		

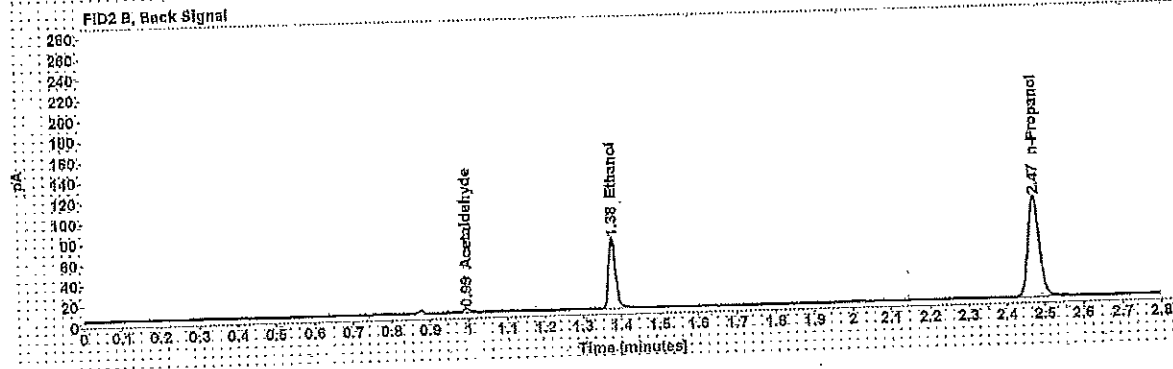
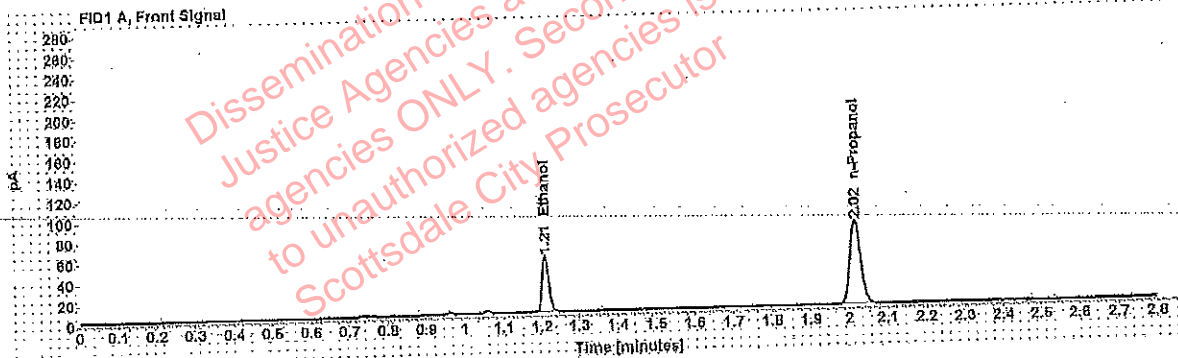


Table 1: FID 1 A (column DB-ALC1)

Compound	Amount (g/100mL)	Time (min)	Peak Area
>Ethanol	0.1129	1.210	69.830
n-Propanol	-----	2.016	163.745

Table 2: FID 2 B (column DB-ALC2)

Compound	Time (min)	Peak Area
Acetaldehyde	0.994	3.799
Ethanol	1.376	86.219
n-Propanol	2.472	199.913

Adrian, William - (04-Apr-2019)

Case [REDACTED] User: wadrian 4/4/2019

Scottsdale Police Department Crime Lab Volatiles Analysis

Sample:	[REDACTED]	Item number:	1263692
Injection date:	4/3/2019 5:00:45 PM	Vial:	56
Method:	ethanol-quant.M	Sequence:	3Apr19
Instrument:	US14173023 CN141G0045	Analyst:	Adrian
Data file:	C:\Chem32\1\Data\3Apr19\56.D		

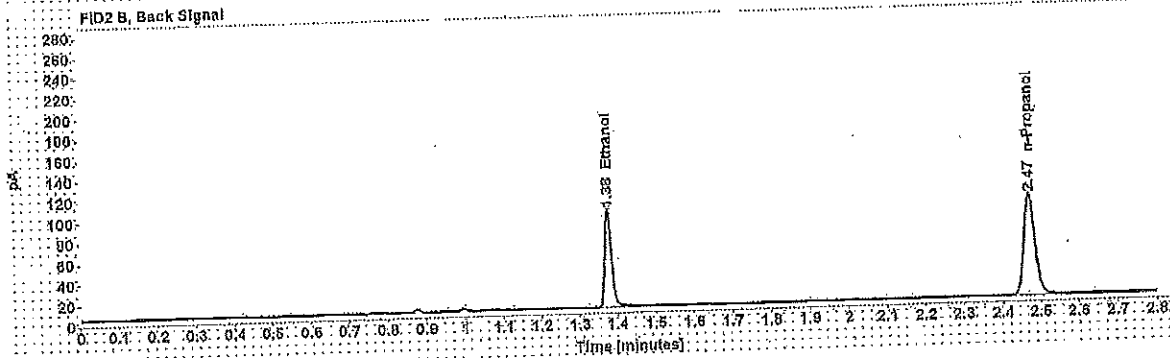
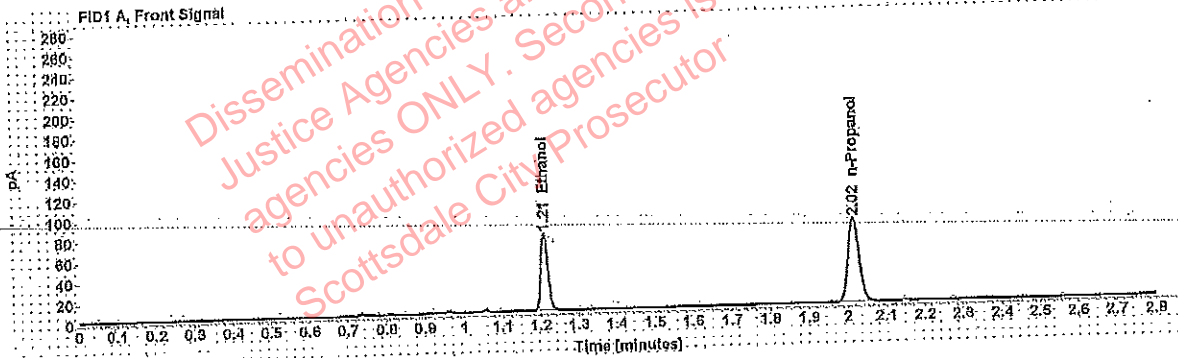


Table 1: FID 1 A (column DB-ALC1)

Compound	Amount (g/100mL)	Time (min)	Peak Area
>Ethanol	0.1548	1.210	96.533
n-Propanol	-----	2.016	164.512

Table 2: FID 2 B (column DB-ALC2)

Compound	Time (min)	Peak Area
Ethanol	1.376	119.803
n-Propanol	2.472	201.137

Adrian, William - (04-Apr-2019)

Case: [REDACTED] User: wadrian 4/4/2019

Scottsdale Police Department Crime Lab Volatiles Analysis

Sample:	[REDACTED]	Item number:	1263692
Injection date:	4/3/2019 5:04:45 PM	Vial:	57
Method:	ethanol quant.M	Sequence:	3Apr19
Instrument:	US14173023 CN14160045	Analyst:	Adrian
Data file:	C:\Chem3211\Data\3Apr19\57.D		

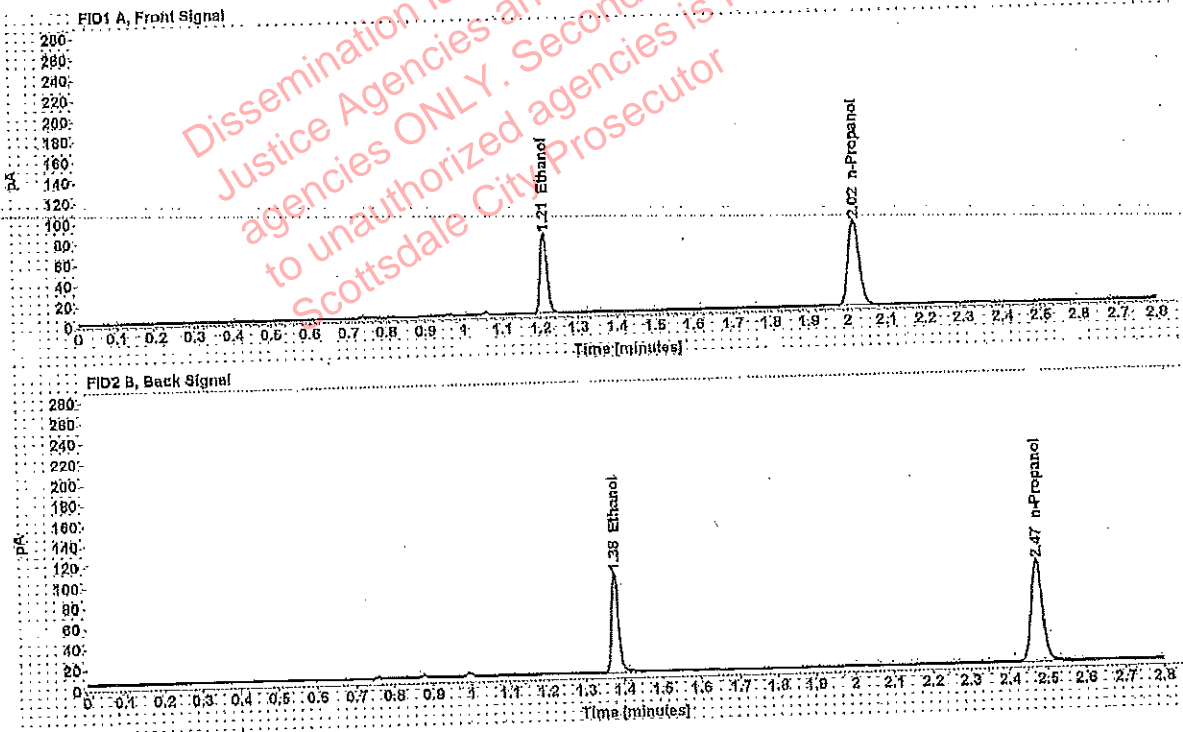


Table 1: FID 1 A (column DB-ALC1)

Compound	Amount (g/100mL)	Time (min)	Peak Area
>Ethanol	0.1579	1.210	99.194
n-Propanol	-----	2.016	165.618

Table 2: FID 2 B (column DB-ALC2)

Compound	Time (min)	Peak Area
Ethanol	1.376	123.291
n-Propanol	2.471	202.458

Adrian, William - (04-Apr-2019)

Case: [REDACTED] User: wadrian 4/4/2019

Scottsdale Police Department Crime Lab Volatiles Analysis

Sample:	[REDACTED]	Item number:	1199760
Injection date:	4/3/2019 5:08:44 PM	Vial:	58
Method:	ethanol quant.M	Sequence:	3Apr19
Instrument:	US14173023 CN14100045	Analyst:	Adrian
Data file:	C:\Chem32\1\Data\3Apr19\58.D		

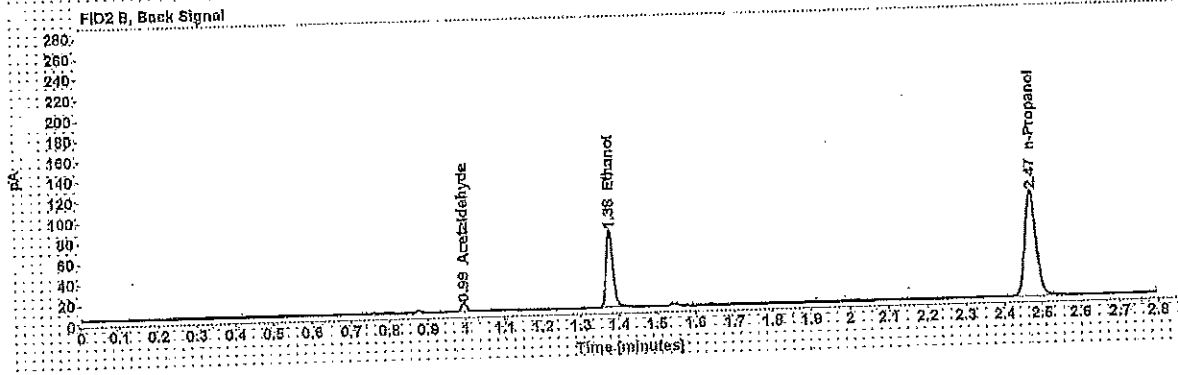
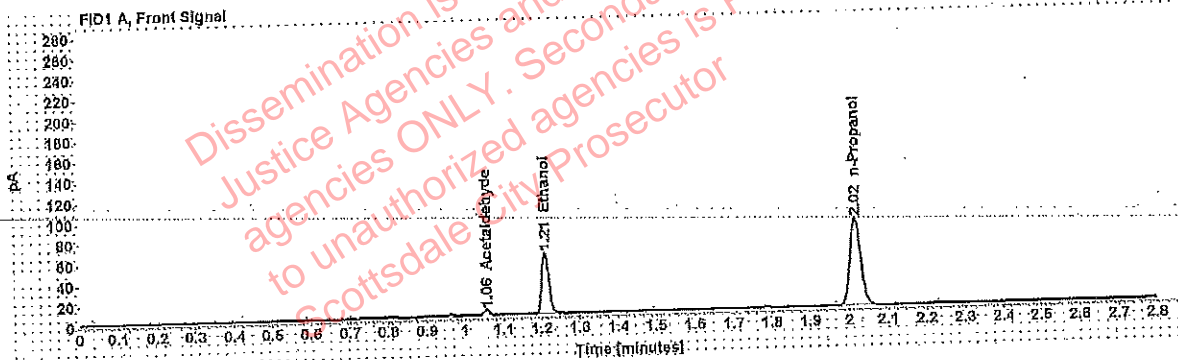


Table 1: FID 1 A (column DB-ALC1)

Compound	Amount (g/100mL)	Time (min)	Peak Area
Acetaldehyde	-----	1.055	5.738
>Ethanol	0.1174	1.210	75.859
n-Propanol	-----	2.016	170.864

Table 2: FID 2 B (column DB-ALC2)

Compound	Time (min)	Peak Area
Acetaldehyde	0.994	7.529
Ethanol	1.376	93.305
n-Propanol	2.472	208.817

Adrian, William - (04-Apr-2019)

Case [redacted] User: wadrian 4/4/2019

Scottsdale Police Department Crime Lab Volatiles Analysis

Sample: [redacted] Item number: 1199760
Injection date: 4/3/2019 5:12:45 PM Vial: 59
Method: ethanol quant.M Sequence: 3Apr19
Instrument: US14173023 CN14160045 Analyst: Adrian
Data file: C:\Chem32\11Data\3Apr19\59.D

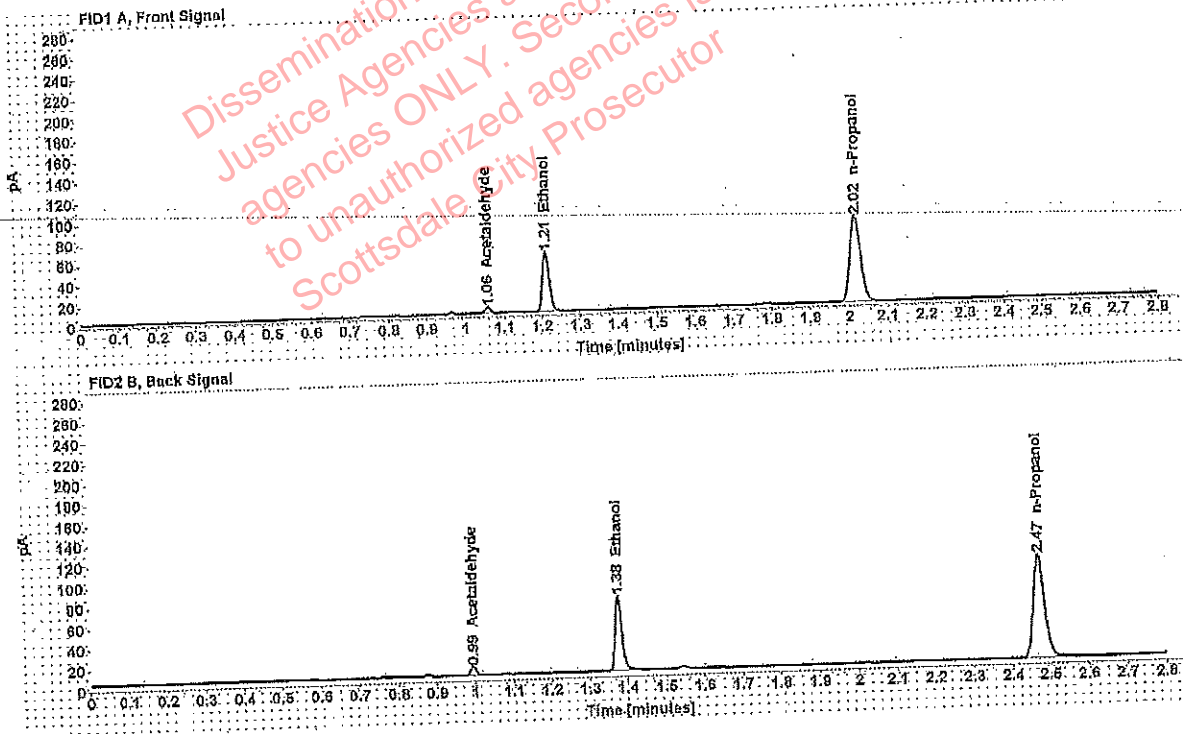


Table 1: FID 1 A (column DB-ALC1)

Compound	Amount (g/100mL)	Time (min)	Peak Area
Acetaldehyde	-----	1.055	6.011
>Ethanol	0.1189	1.210	73.982
n-Propanol	-----	2.016	167.543

Table 2: FID 2 B (column DB-ALC2)

Compound	Time (min)	Peak Area
Acetaldehyde	0.994	7.841
Ethanol	1.376	91.212
n-Propanol	2.472	204.846

Adrian, William - (04-Apr-2019)

Case: [REDACTED] User: wadrian 4/4/2019

Scottsdale Police Department Crime Lab Volatiles Analysis

Sample:	[REDACTED]	Item number:	1261047
Injection date:	4/3/2019 5:16:45 PM	Vial:	60
Method:	ethanol quant.M	Sequence:	3Apr19
Instrument:	US14173023 CN14160045	Analyst:	Adrian
Data file:	C:\Chem32\1\Data\3Apr19\60.D		

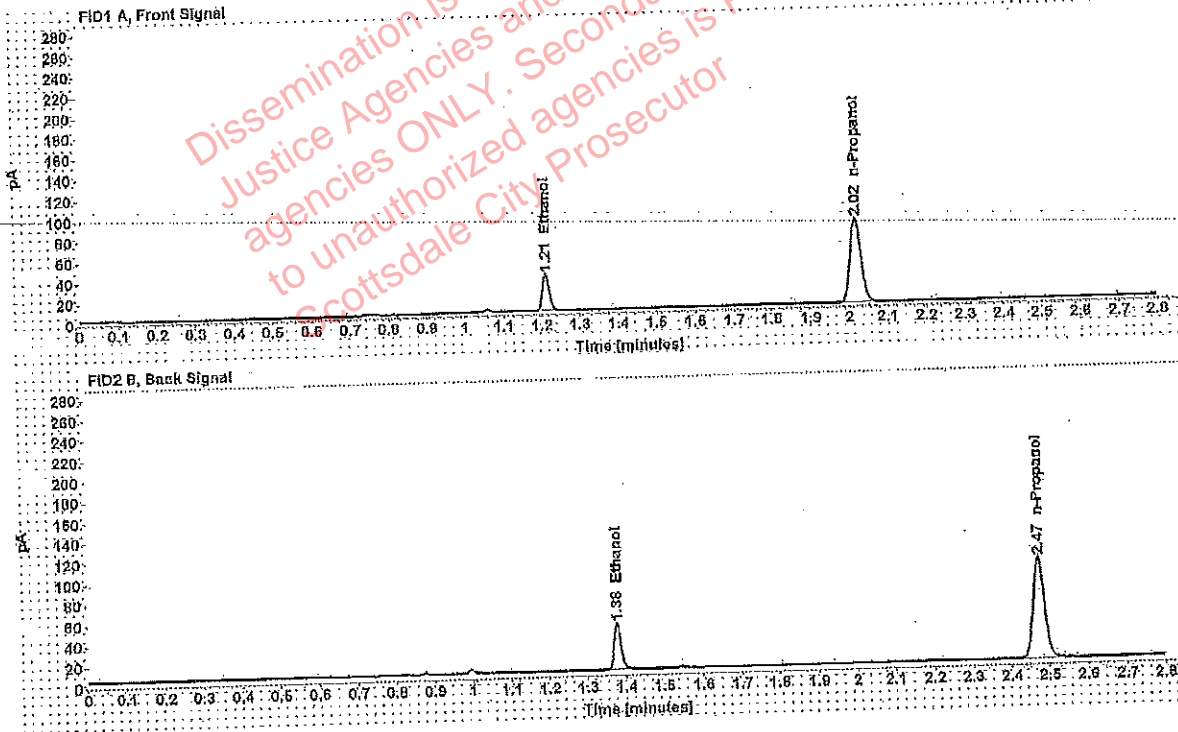


Table 1: FID 1 A (column DB-ALC1)

Compound	Amount (g/100mL)	Time (min)	Peak Area
>Ethanol	0.0747	1.211	46.145
n-Propanol	---	2.018	164.473

Table 2: FID 2 B (column DB-ALC2)

Compound	Time (min)	Peak Area
Ethanol	1.377	56.769
n-Propanol	2.472	201.236

Adrian, William - (04-Apr-2019)

Case: User: wadrian 4/4/2019

Scottsdale Police Department Crime Lab Volatiles Analysis

Sample:		Item number:	1261047
Injection date:	4/3/2019 5:21:00 PM	Vial:	61
Method:	ethanol quant.M	Sequence:	3Apr19
Instrument:	US14173023 CN14160045	Analyst:	Adrian
Data file:	C:\Chem32\1\Data\3Apr19\61.D		

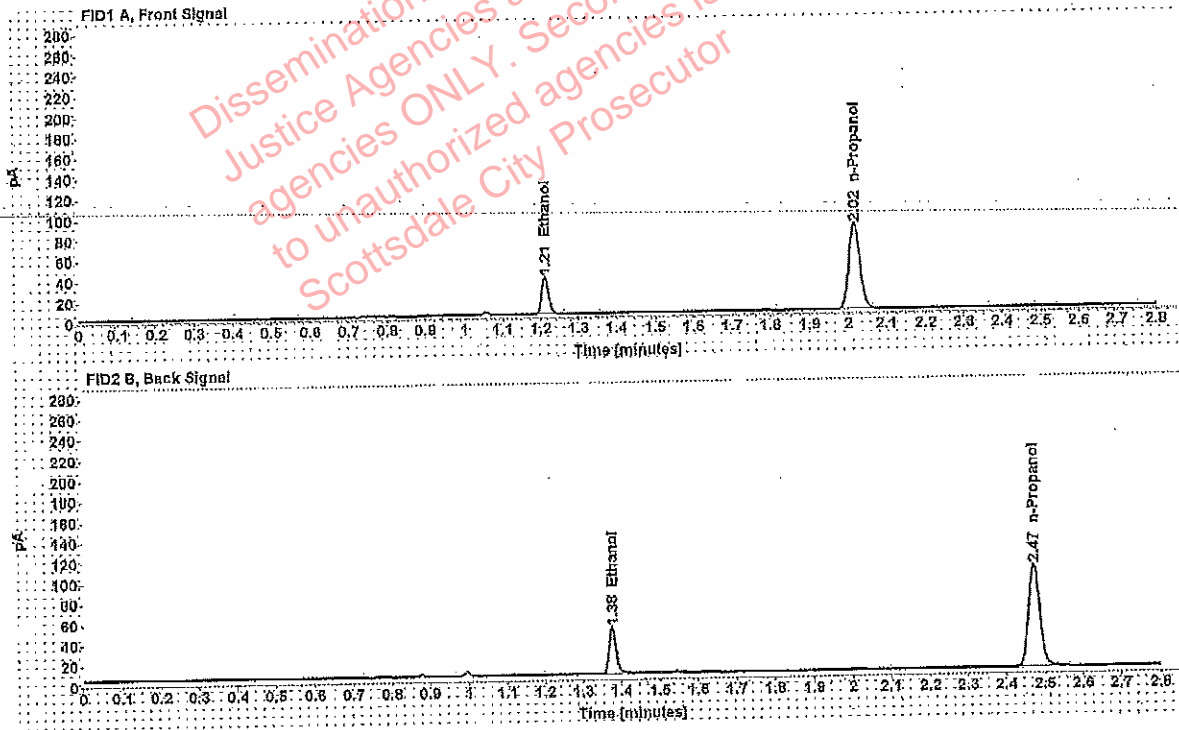


Table 1: FID 1 A (column DB-ALC1)

Compound	Amount (g/100mL)	Time (min)	Peak Area
>Ethanol	0.0747	1.210	47.015
n-Propanol		2.016	167.600

Table 2: FID 2 B (column DB-ALC2)

Compound	Time (min)	Peak Area
Ethanol	1.376	57.776
n-Propanol	2.472	204.559

Adrian, William - (04-Apr-2019)

Case: [redacted] User: wadrian 4/4/2019

Scottsdale Police Department Crime Lab Volatiles Analysis

Sample:	[redacted]	Item number:	1260879
Injection date:	4/3/2019 5:25:00 PM	Vial:	62
Method:	ethanol quant.M	Sequence:	3Apr19
Instrument:	US14173023 CN14160045	Analyst:	Adrian
Data file:	C:\Chem32\1\Data\3Apr19\62.D		

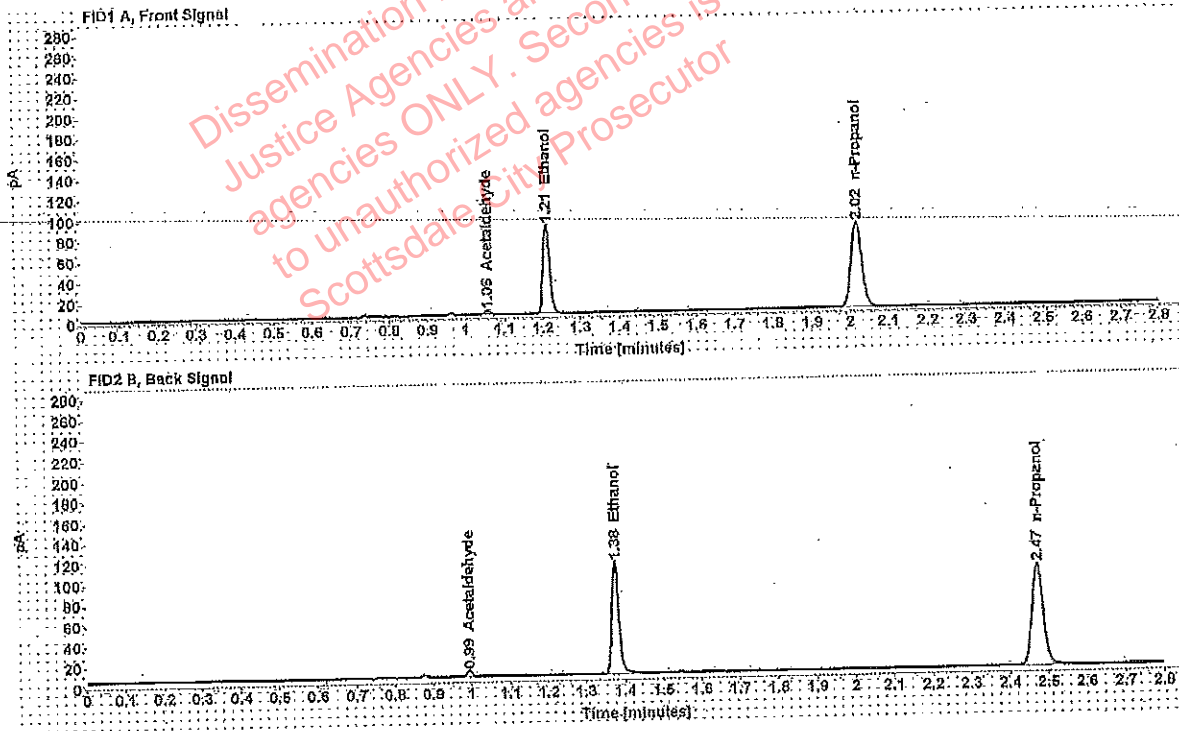


Table 1: FID 1 A (column DB-ALC1)

Compound	Amount (g/100mL)	Time (min)	Peak Area
Acetaldehyde	-----	1.055	4.221
>Ethanol	0.1762	1.210	111.024
n-Propanol	-----	2.016	168.012

Table 2: FID 2 B (column DB-ALC2)

Compound	Time (min)	Peak Area
Acetaldehyde	0.994	5.660
Ethanol	1.376	137.974
n-Propanol	2.472	202.441

Adrian, William - (04-Apr-2019)

Case: [REDACTED] User: wadrian 4/4/2019

Scottsdale Police Department Crime Lab Volatiles Analysis

Sample:	[REDACTED]	Item number:	1260879
Injection date:	4/3/2019 5:29:00 PM	Vial:	63
Method:	ethanol quant.M	Sequence:	3Apr19
Instrument:	US14173023 CN14160045	Analyst:	Adrian
Data file:	C:\Chem32\1\Data\3Apr19\63.D		

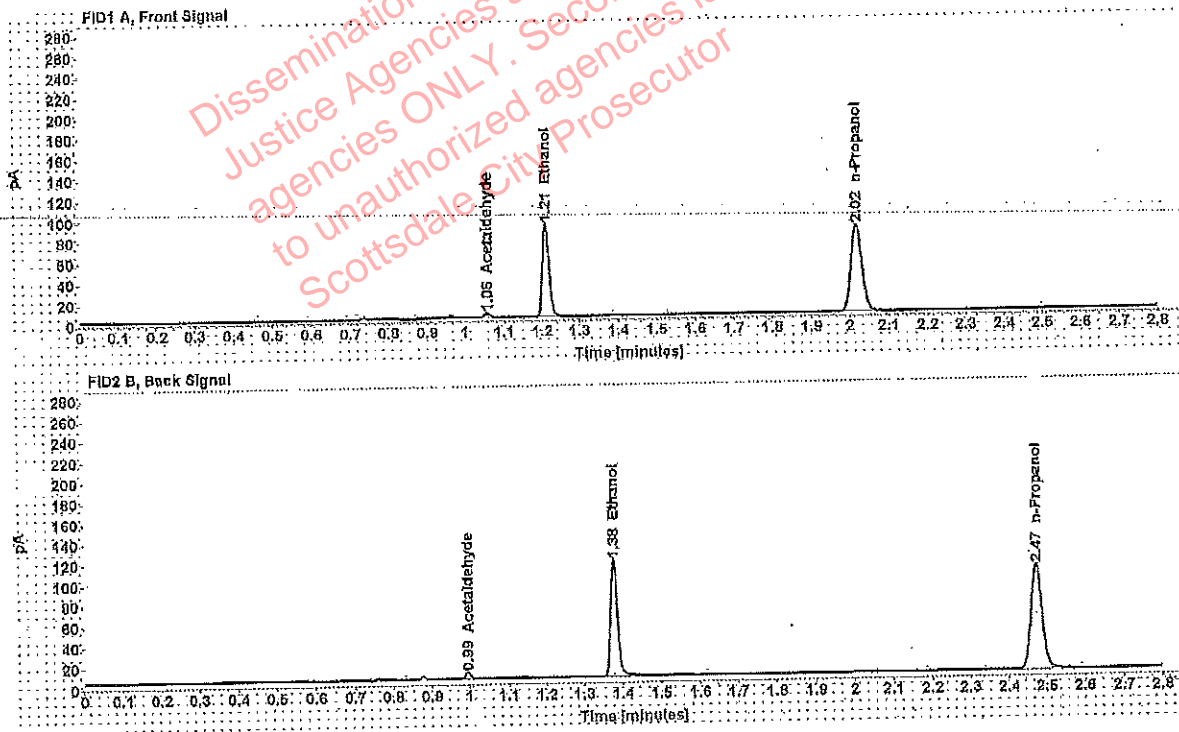


Table 1: FID 1 A (column DB-ALC1)

Compound	Amount (g/100mL)	Time (min)	Peak Area
Acetaldehyde	-----	1.056	4.420
>Ethanol	0.1776	1.210	114.581
n-Propanol	-----	2.017	169.937

Table 2: FID 2 B (column DB-ALC2)

Compound	Time (min)	Peak Area
Acetaldehyde	0.994	5.772
Ethanol	1.377	142.614
n-Propanol	2.472	207.837

Adrian, William - (04-Apr-2019)

Case: [redacted] User: wadrian 4/4/2019

Scottsdale Police Department Crime Lab Volatiles Analysis

Sample:	[redacted]	Item number:	1260276
Injection date:	4/3/2019 5:36:59 PM	Vial:	65
Method:	ethanol quant.M	Sequence:	3Apr19
Instrument:	US14173023 CN14160045	Analyst:	Adrian
Data file:	C:\Chem32\1\Data\3Apr19\65.D		

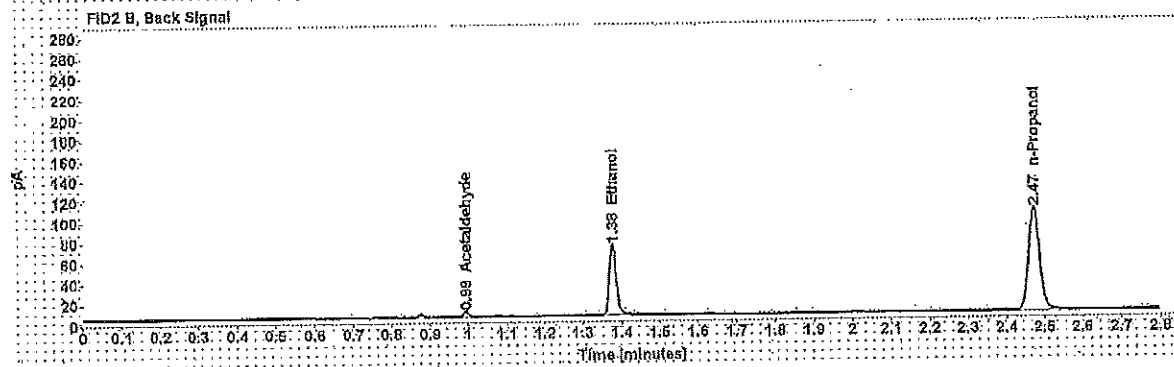
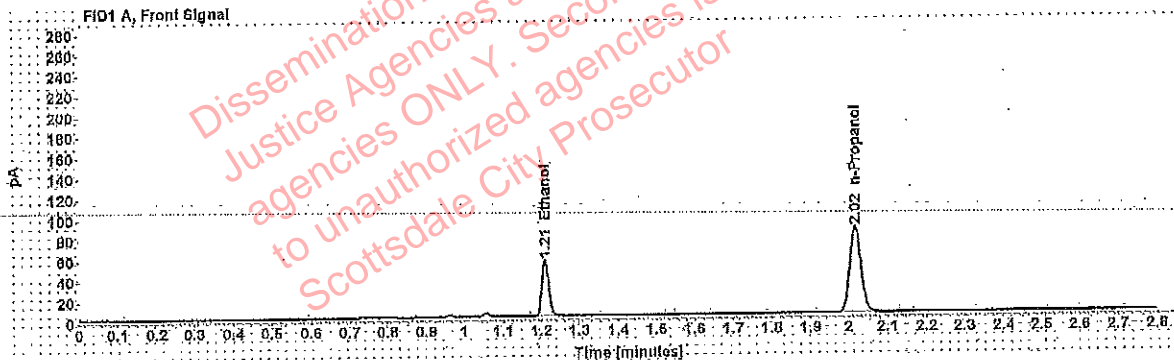


Table 1: FID 1 A (column DB-ALC1)

Compound	Amount (g/100mL)	Time (min)	Peak Area
>Ethanol	0.1100	1.210	69.574
n-Propanol	-----	2.016	167.452

Table 2: FID 2 B (column DB-ALC2)

Compound	Time (min)	Peak Area
Acetaldehyde	0.994	4.560
Ethanol	1.376	65.959
n-Propanol	2.472	204.567

Adrian, William - (04-Apr-2019)

Case: [REDACTED] User: wadrian 4/4/2019

Scottsdale Police Department Crime Lab Volatiles Analysis

Sample:	[REDACTED]	Item number:	1260276
Injection date:	4/3/2019 5:41:00 PM	Vial:	66
Method:	ethanol quant.M	Sequence:	3Apr19
Instrument:	US14173023 CN14160045	Analyst:	Adrian
Data file:	C:\Chem32\1\data\3Apr19\66.D		

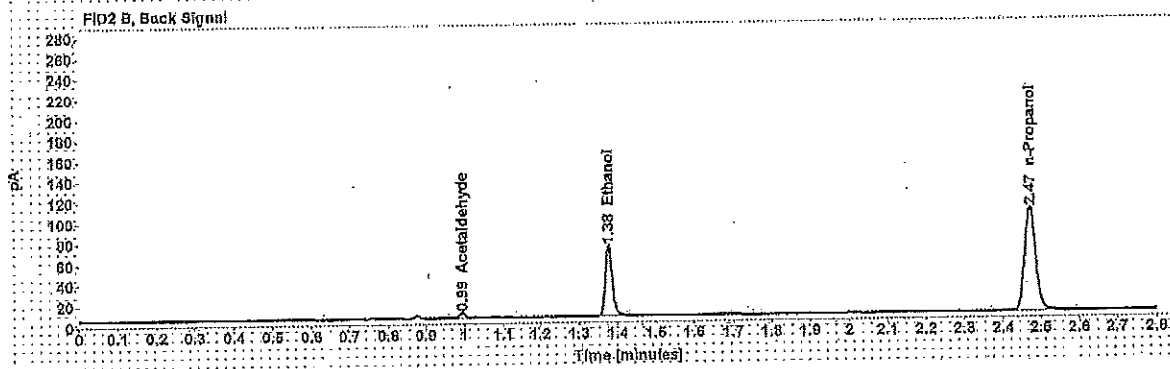
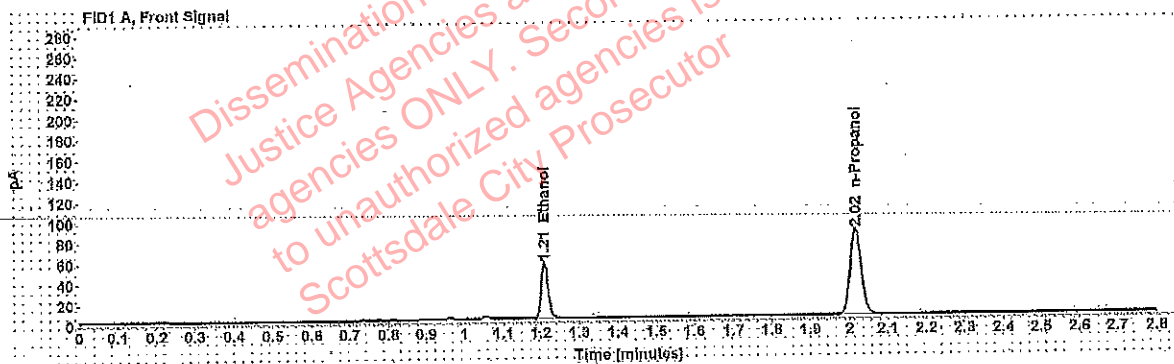


Table 1: FID 1 A (column DB-ALC1)

Compound	Amount (g/100mL)	Time (min)	Peak Area
>Ethanol	0.1103	1.210	69.840
n-Propanol	-----	2.016	167.667

Table 2: FID 2 B (column DB-ALC2)

Compound	Time (min)	Peak Area
Acetaldehyde	0.994	4.463
Ethanol	1.376	86.052
n-Propanol	2.472	204.758

Adrian, William - (04-Apr-2019)

Case: [REDACTED] User: wadrian 4/4/2019

Scottsdale Police Department Crime Lab Volatiles Analysis

Sample:	[REDACTED]	Item number:	1261687
Injection date:	4/3/2019 5:45:15 PM	Vial:	67
Method:	ethanol quant.M	Sequence:	3Apr19
Instrument:	US14173023 CN14160045	Analyst:	Adrian
Data file:	C:\Chem32\1\Data\3Apr19\67.D		

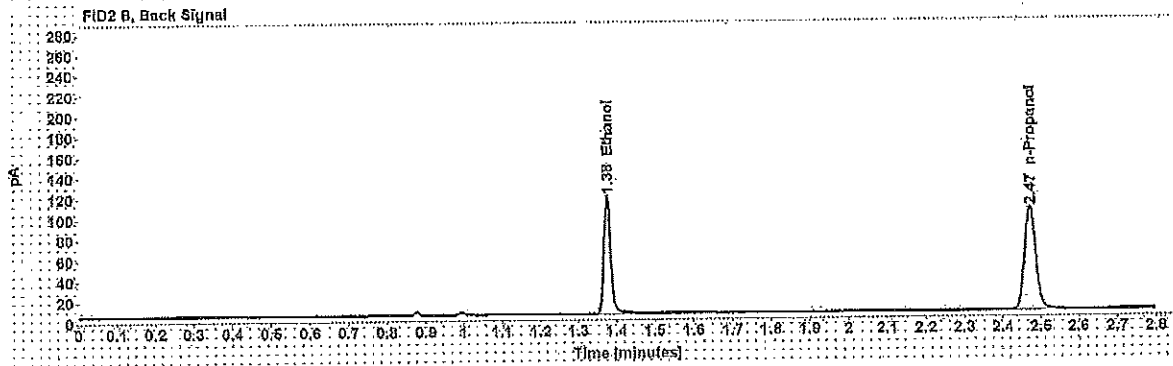
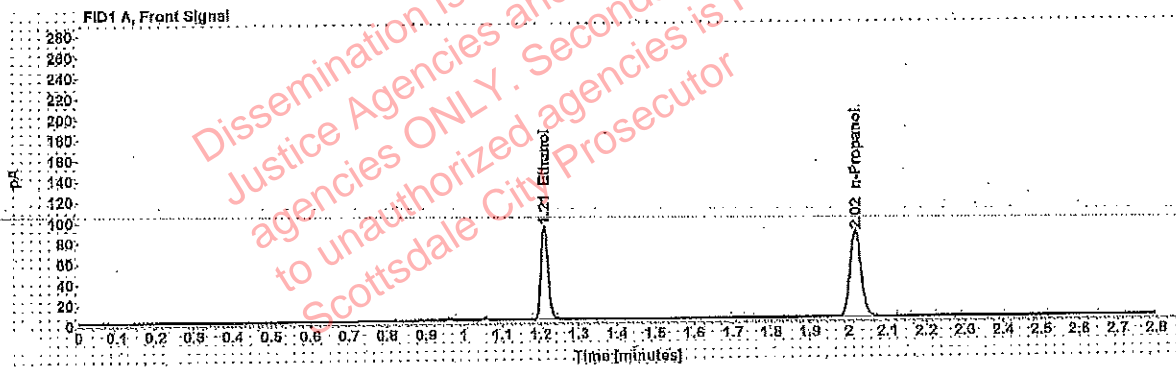


Table 1: FID 1 A (column DB-ALC1)

Compound	Amount (g/100mL)	Time (min)	Peak Area
>Ethanol	0.1834	1.210	116.537
n-Propanol	-----	2.016	167.361

Table 2: FID 2 B (column DB-ALC2)

Compound	Time (min)	Peak Area
Ethanol	1.376	144.702
n-Propanol	2.472	204.274

Adrian, William - (04-Apr-2019)

Case: User: wadrian 4/4/2019

Scottsdale Police Department Crime Lab Volatiles Analysis

Sample:		Item number:	1261687
Injection date:	4/3/2019 5:49:15 PM	Vial:	68
Method:	ethanol quant.M	Sequence:	3Apr19
Instrument:	US14173023 CN14160045	Analyst:	Adrian
Data file:	C:\Chem32\1\Data\3Apr19\68.D		

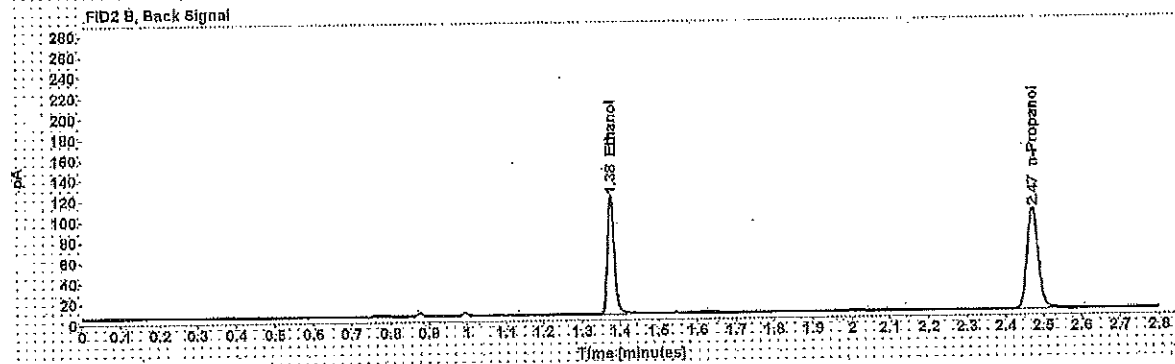
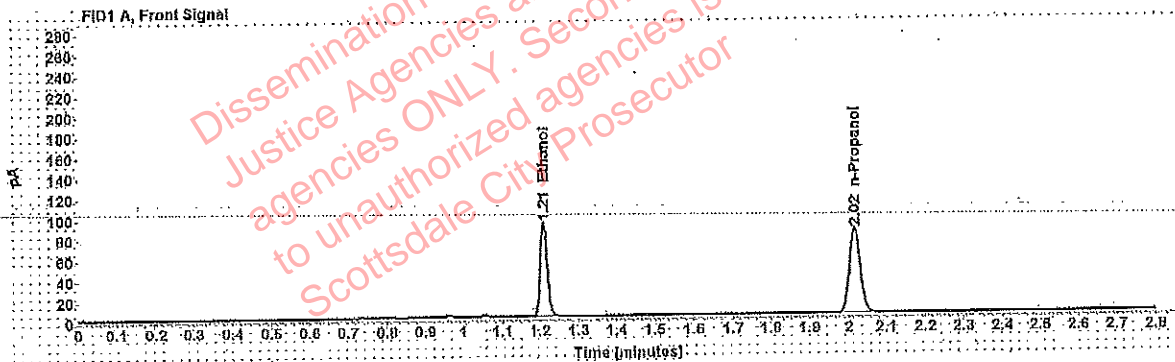


Table 1: FID 1 A (column DB-ALC1)

Compound	Amount (g/100mL)	Time (min)	Peak Area
>Ethanol	0.1867	1.209	117.014
n-Propanol	-----	2.016	165.060

Table 2: FID 2 B (column DB-ALC2)

Compound	Time (min)	Peak Area
Ethanol	1.379	145.194
n-Propanol	2.471	201.493

Adrian, William - (04-Apr-2019)

Case: [REDACTED] User: wadrian 4/4/2019

Scottsdale Police Department Crime Lab Volatiles Analysis

Sample:	[REDACTED]	Item number:	1240854
Injection date:	4/3/2019 5:53:15 PM	Vial:	69
Method:	ethanol quant.M	Sequence:	3Apr19
Instrument:	US14173023 CN14160046	Analyst:	Adrian
Data file:	C:\Chem32\1\Data\3Apr19\69.D		

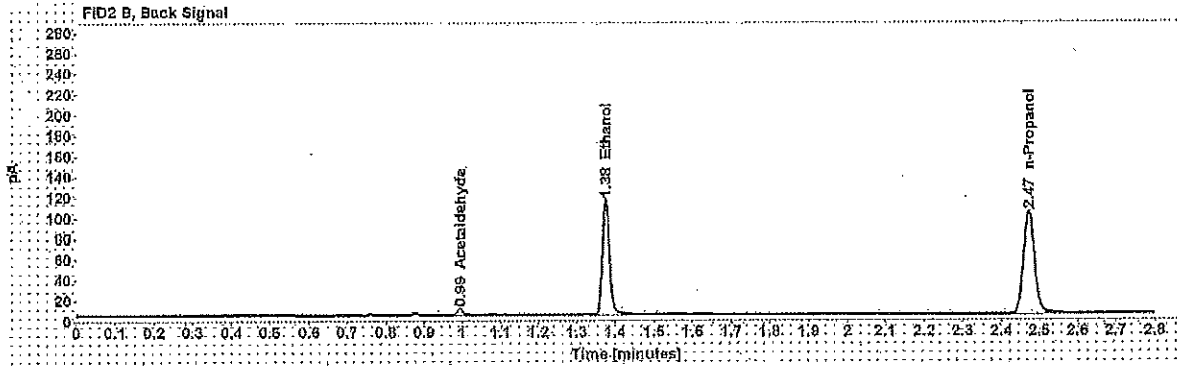
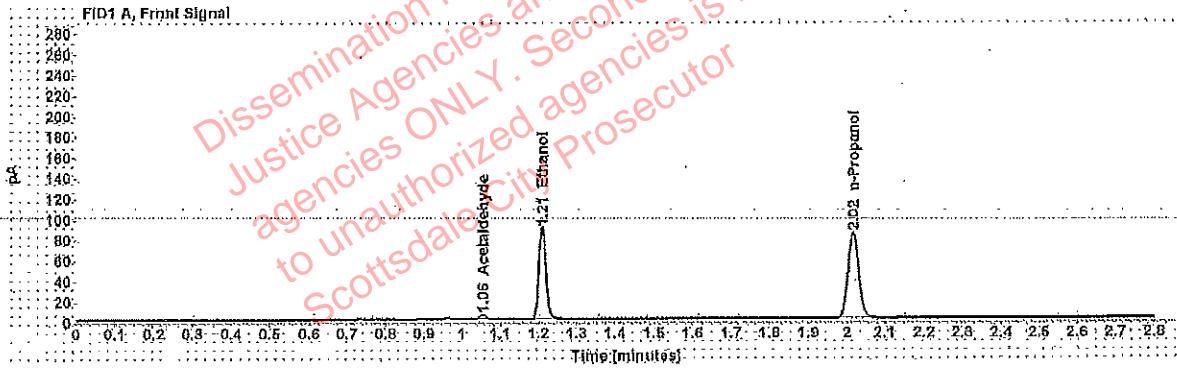


Table 1: FID 1 A (column DB-ALC1)

Compound	Amount (g/100mL)	Time (min)	Peak Area
Acetaldehyde	-----	1.055	4.599
>Ethanol	0.1794	1.210	113.869
n-Propanol	-----	2.016	167.224

Table 2: FID 2 B (column DB-ALC2)

Compound	Time (min)	Peak Area
Acetaldehyde	0.994	6.038
Ethanol	1.376	141.602
n-Propanol	2.472	204.894

Adrian, William - (04-Apr-2019)

Case: User: wadrian 4/4/2019

Scottsdale Police Department Crime Lab Volatiles Analysis

Sample:		Item number:	1240854
Injection date:	4/3/2019 5:57:15 PM	Vial:	70
Method:	ethanol quant.M	Sequence:	3Apr19
Instrument:	US14173023 ON14160045	Analyst:	Adrian
Data file:	C:\Chem32\1\Data\3Apr19\70.D		

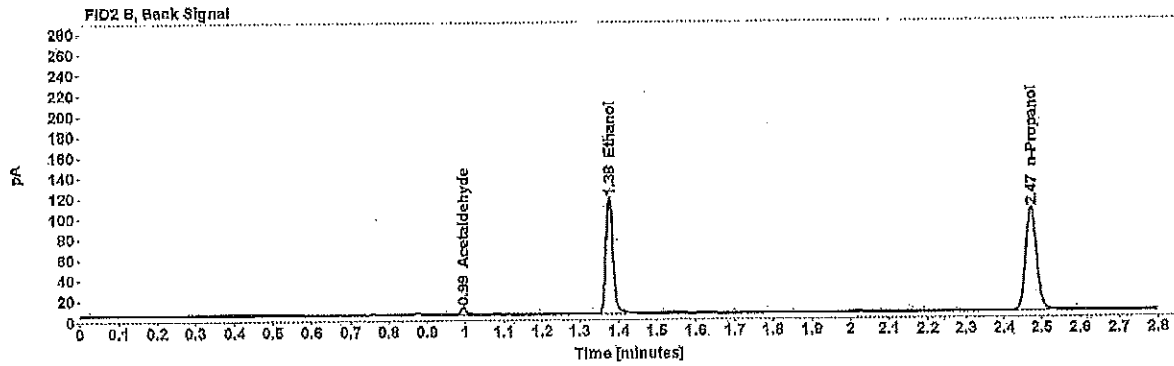
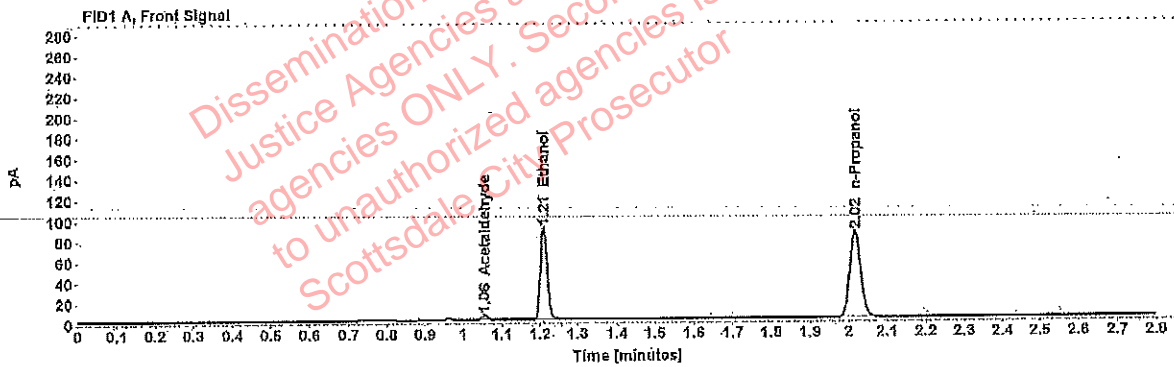


Table 1: FID 1 A (column DB-ALC1)

Compound	Amount (g/100mL)	Time (min)	Peak Area
Acetaldehyde	-----	1.055	5.027
>Ethanol	0.1799	1.209	115.085
n-Propanol	-----	2.016	166.501

Table 2: FID 2 B (column DB-ALC2)

Compound	Time (min)	Peak Area
Acetaldehyde	0.994	6.561
Ethanol	1.376	143.178
n-Propanol	2.472	206.375