

SCOTTSDALE POLICE DEPARTMENT CRIME LABORATORY BLOOD ALCOHOL FACE SHEET

ANALYSIS DATE 06/11/2019 SEQUENCE NAME 11Jun19

EQUIPMENT

Pipettor Hamilton ML600EH7497 Hamilton ML600GJ10749
 Gas Chromatograph Agilent US14173023

INSTRUMENT CALIBRATION

Vial 1 0.02 calibrator Lot FN03241604 Coefficient of determination (r²)
 Vial 2 0.10 calibrator Lot FN06181501 1.00000
 Vial 3 0.20 calibrator Lot FN07201502
 Vial 4 0.40 calibrator Lot FN11191402

CALIBRATION VERIFICATION AND RESOLUTION TEST

Vial	Sample	Expected result	Measured result	Manufacturer/lot
5	Blank	Not detected	Not detected	SPD lab 051619
6	Volatiles mixture	6 compounds	6 compounds	SPD lab 020917WLA
7	Aqueous control	0.400 g/dL	0.402 g/dL	Lipomed 08012015-C
8	Aqueous control	0.040 g/dL	0.038 g/dL	Lipomed 09022015-A
9	Blood control	0.198 g/dL	0.198 g/dL	ACQ 407041529/13
20	Aqueous control	0.080 g/dL	0.080 g/dL	Lipomed 28082014-B
31	Aqueous control	0.150 g/dL	0.151 g/dL	Lipomed 09022015-C
42	Blood control	0.198 g/dL	0.200 g/dL	ACQ 407041529/13
53	Aqueous control	0.080 g/dL	0.080 g/dL	Lipomed 28082014-B
64	Aqueous control	0.150 g/dL	0.151 g/dL	Lipomed 09022015-C
69	Aqueous control	0.400 g/dL	0.409 g/dL	Lipomed 08012015-C
70	Aqueous control	0.040 g/dL	0.038 g/dL	Lipomed 09022015-A
71	Blood control	0.198 g/dL	0.201 g/dL	ACQ 407041529/13
72	Blank	Not detected	Not detected	SPD lab 040919WB

SUBJECT SAMPLES

Subjects in the sequence 27 Subjects requiring reanalysis 0

ADDITIONAL NOTES: All testing proceeded as expected.

Run valid Run invalid WAB1570 6/13/19 Analyst
 Run valid Run invalid KOSECKI 6/14/19 Technical Reviewer

Scottsdale Police Department Crime Laboratory Sequence Quality Assurance Summary

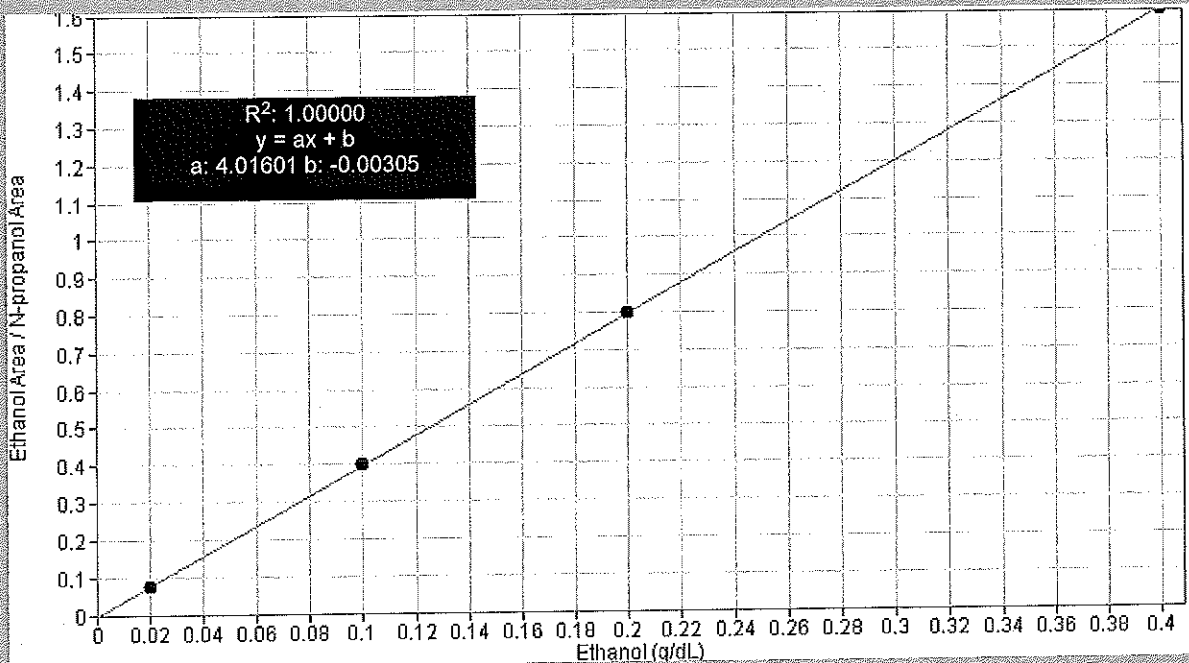
SEQUENCE NAME: 11Jun19

ANALYST: Adrian WA

Sample Name	Vial	Measured Value (g/dL)	Expected Value (g/dL)	Percent Difference	Absolute Difference (g/dL)
blank 051619	5	negative	negative	-	-
0.400 08012015-C	7	0.402	0.400	0.50	0.002
0.040 09022015-A	8	0.038	0.040	5.00	-0.002
0.198 407041529/13	9	0.198	0.198	0.00	0.000
0.080 28082014-B	20	0.080	0.080	0.00	0.000
0.150 09022015-C	31	0.151	0.150	0.67	0.001
0.198 407041529/13	42	0.200	0.198	1.01	0.002
0.080 28082014-B	53	0.080	0.080	0.00	0.000
0.150 09022015-C	64	0.151	0.150	0.67	0.001
0.400 08012015-C	69	0.409	0.400	2.25	0.009
0.040 09022015-A	70	0.038	0.040	5.00	-0.002
0.198 407041529/13	71	0.201	0.198	1.52	0.003
blank 040919WB	72	negative	negative	-	-

Calibrator	Ethanol Area	N-propanol Area	Ratio
0.020	11.870	153.130	0.078
0.100	62.373	156.100	0.400
0.200	120.943	151.531	0.798
0.400	242.887	151.418	1.604

Calibration Line



Scottsdale Police Department Crime Lab Volatiles Analysis

WA

Sample: FN03241604	Vial: 1
Description: 0.020 calibrator	Sequence: 11Jun19
Method: ethanol quant.M	Injection date: 6/11/2019 1:39:45 PM
Instrument: US14173023 CN14160045	Analyst: Adrian
Data file: C:\Chem32\1\Data\11Jun19\1.D	

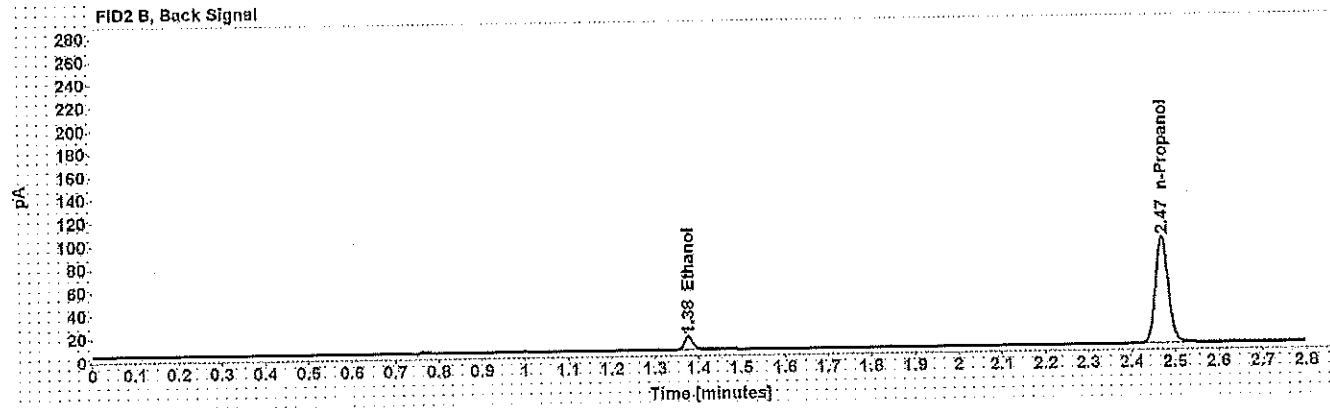
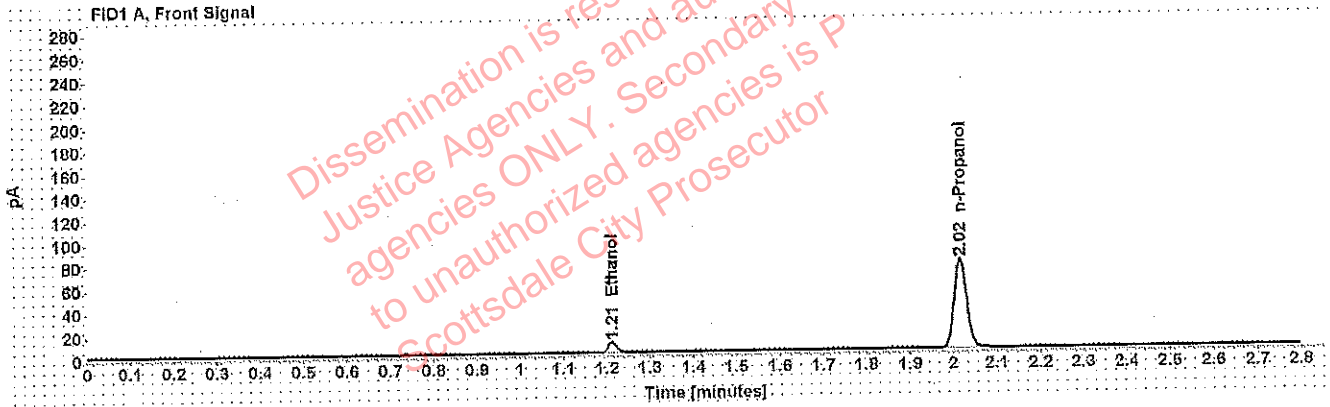


Table 1: FID 1 A (column DB-ALC1)

Compound	Time (min)	Peak Area
Ethanol	1.212	11.870
n-Propanol	2.015	153.130

Table 2: FID 2 B (column DB-ALC2)

Compound	Time (min)	Peak Area
Ethanol	1.377	14.524
n-Propanol	2.470	186.636

Scottsdale Police Department Crime Lab Volatiles Analysis

Sample: FN06181501	Vial: 2
Description: 0.100 calibrator	Sequence: 11Jun19
Method: ethanol quant.M	Injection date: 6/11/2019 1:43:44 PM
Instrument: US14173023 CN14160045	Analyst: Adrian
Data file: C:\Chem32\1\Data\11Jun19\2.D	

MA

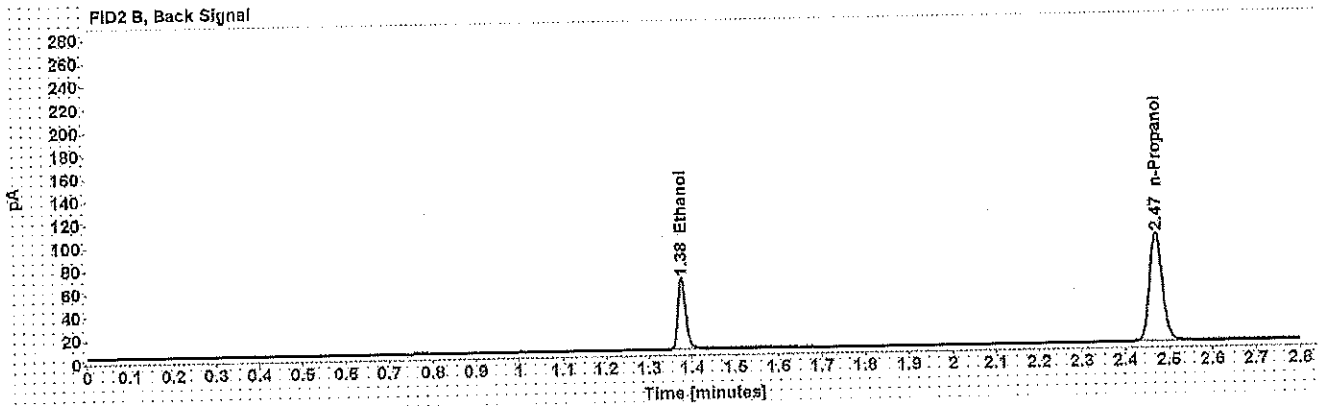
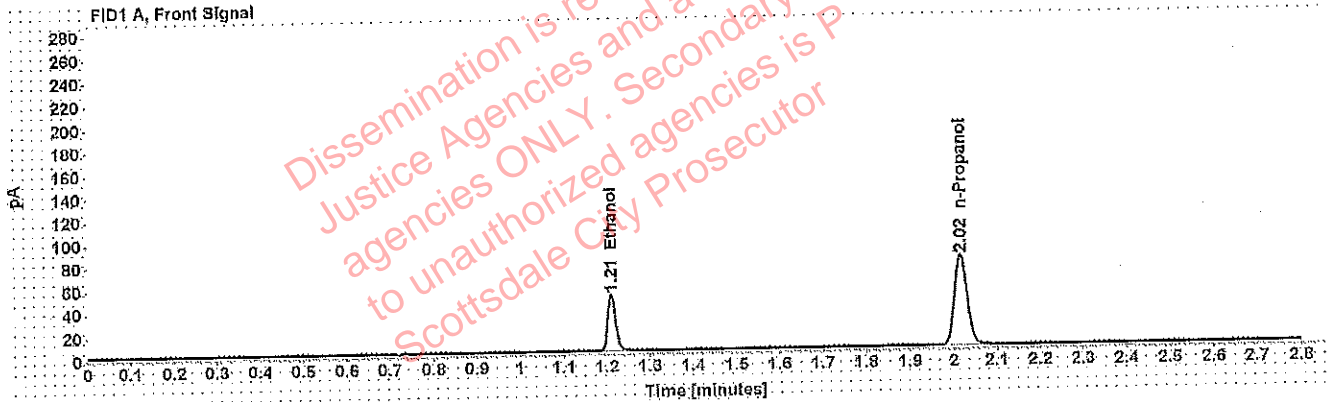


Table 1: FID 1 A (column DB-ALC1)

Compound	Time (min)	Peak Area
Ethanol	1.210	62.373
n-Propanol	2.016	156.100

Table 2: FID 2 B (column DB-ALC2)

Compound	Time (min)	Peak Area
Ethanol	1.376	76.716
n-Propanol	2.471	190.576

Scottsdale Police Department Crime Lab Volatiles Analysis

Sample: FN07201502	Vial: 3
Description: 0.200 calibrator	Sequence: 11Jun19
Method: ethanol quant.M	Injection date: 6/11/2019 1:47:44 PM
Instrument: US14173023 CN14160045	Analyst: Adrian
Data file: C:\Chem32\1\Data\11Jun19\3.D	

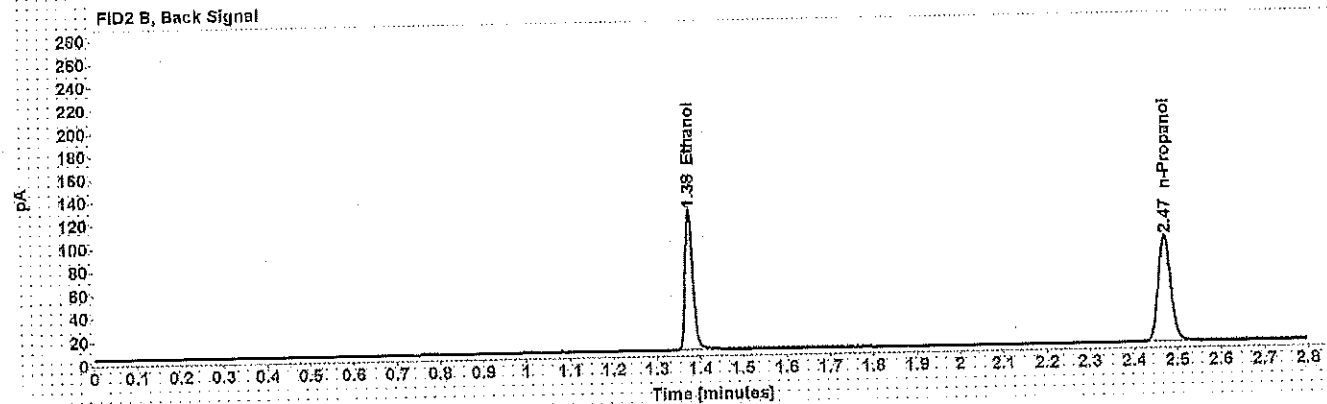
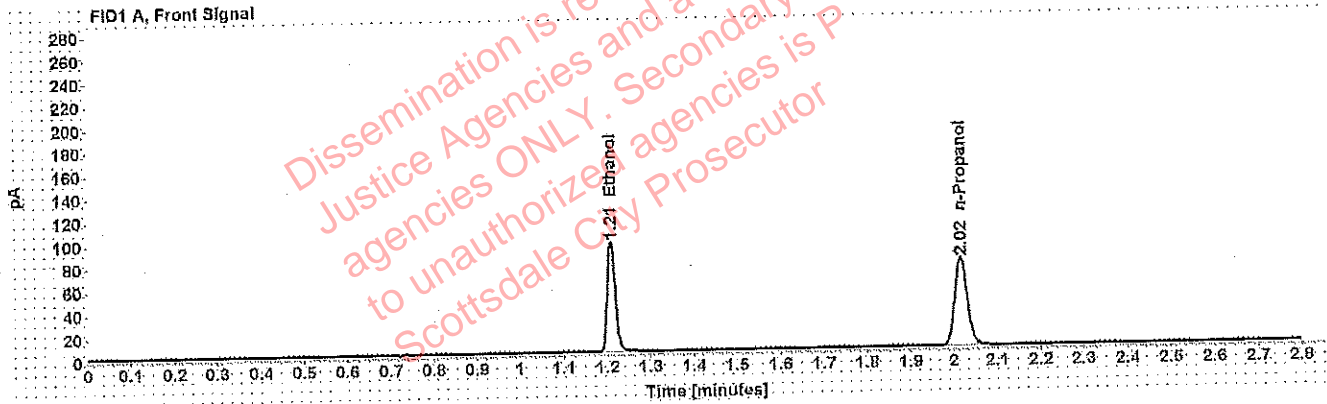


Table 1: FID 1 A (column DB-ALC1)

Compound	Time (min)	Peak Area
Ethanol	1.209	120.943
n-Propanol	2.016	151.531

Table 2: FID 2 B (column DB-ALC2)

Compound	Time (min)	Peak Area
Ethanol	1.375	149.754
n-Propanol	2.470	185.311

Scottsdale Police Department Crime Lab Volatiles Analysis

WVA

Sample: FN11191402	Vial: 4
Description: 0.400 calibrator	Sequence: 11Jun19
Method: ethanol quant.M	Injection date: 6/11/2019 1:51:44 PM
Instrument: US14173023 CN14160045	Analyst: Adrian
Data file: C:\Chem32\1\Data\11Jun19\4.D	

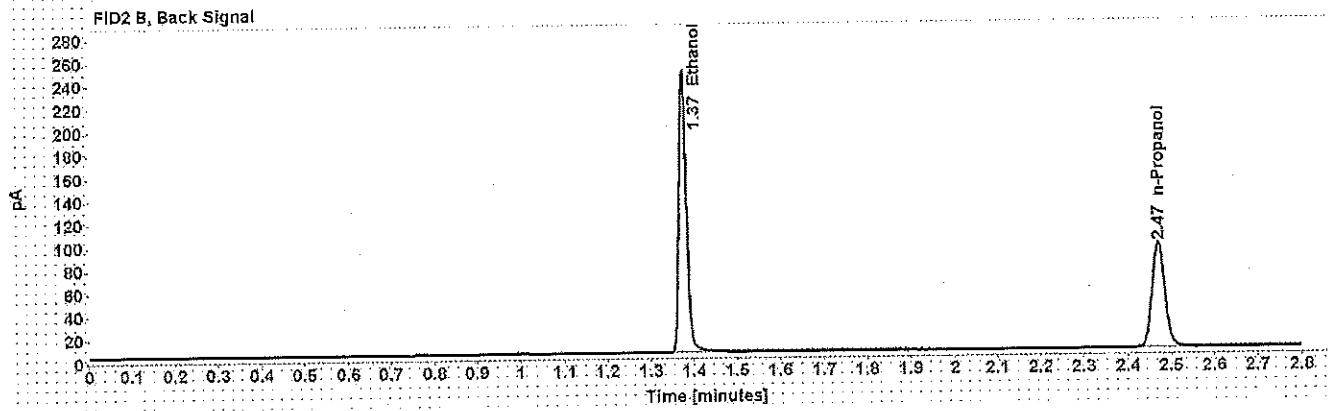
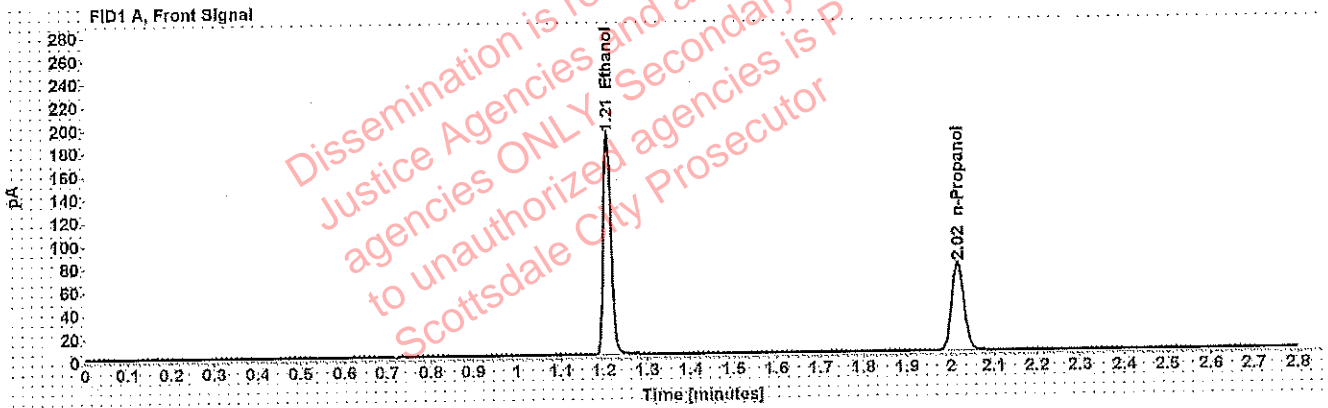


Table 1: FID 1 A (column DB-ALC1)

Compound	Time (min)	Peak Area
Ethanol	1.209	242.887
n-Propanol	2.016	151.418

Table 2: FID 2 B (column DB-ALC2)

Compound	Time (min)	Peak Area
Ethanol	1.375	302.165
n-Propanol	2.470	185.018

Scottsdale Police Department Crime Lab Volatiles Analysis

Sample: 051619	Vial: 5
Description: Negative	LIMS ID:
Method: ethanol quant.M	Sequence: 11Jun19
Instrument: US14173023 CN14160045	Injection date: 6/11/2019 1:55:44 PM
Data file: C:\Chem32\1\Data\11Jun19\5.D	Analyst: Adrian

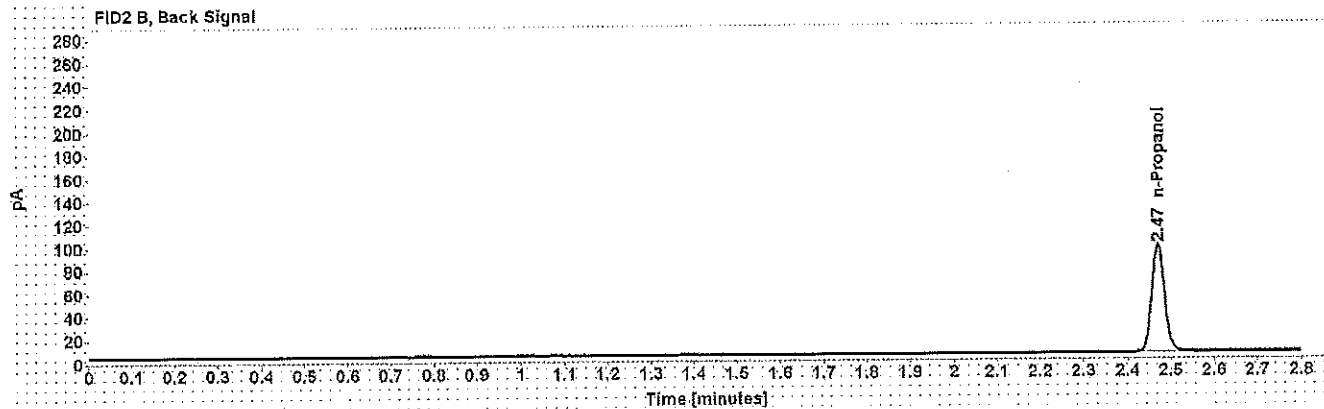
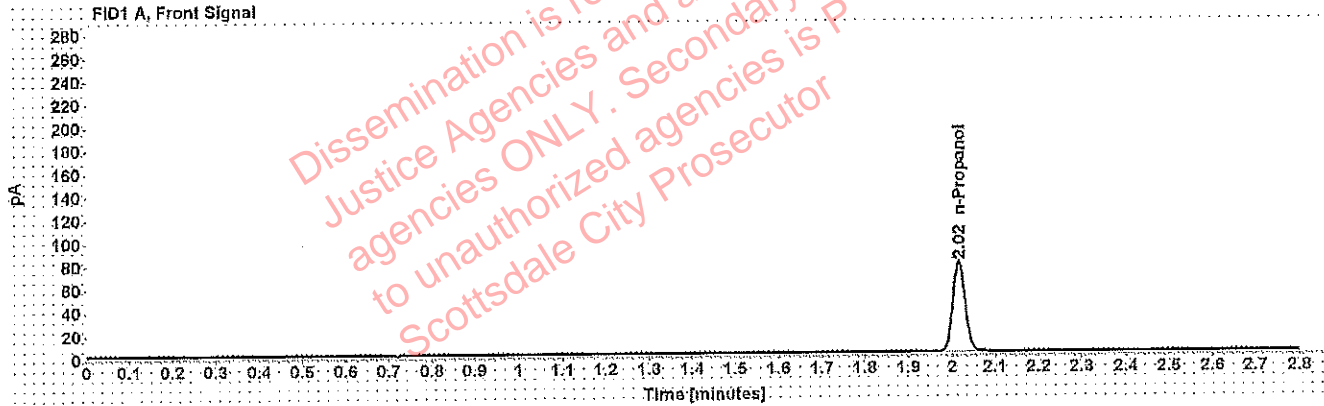


Table 1: FID 1 A (column DB-ALC1)

Compound	Amount (g/100mL)	Time (min)	Peak Area
n-Propanol	-----	2.016	155.546

Table 2: FID 2 B (column DB-ALC2)

Compound	Time (min)	Peak Area
n-Propanol	2.470	189.660

Scottsdale Police Department Crime Lab Volatiles Analysis

Sample: 020917	Vial: 6
Description: Volatiles mix	LIMS ID:
Method: ethanol quant.M	Sequence: 11Jun19
Instrument: US14173023 CN14160045	Injection date: 6/11/2019 1:59:45 PM
Data file: C:\Chem32\1\Data\11Jun19\6.D	Analyst: Adrian

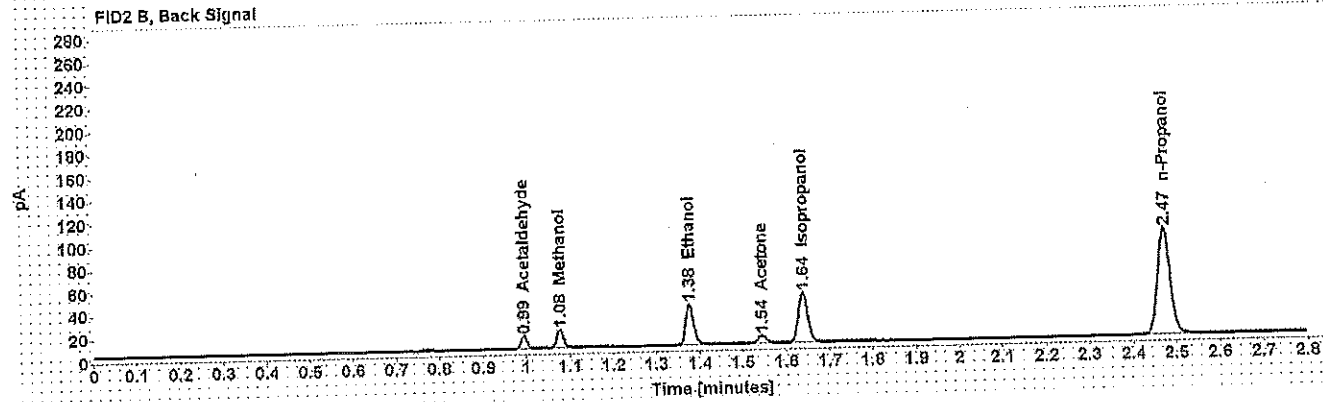
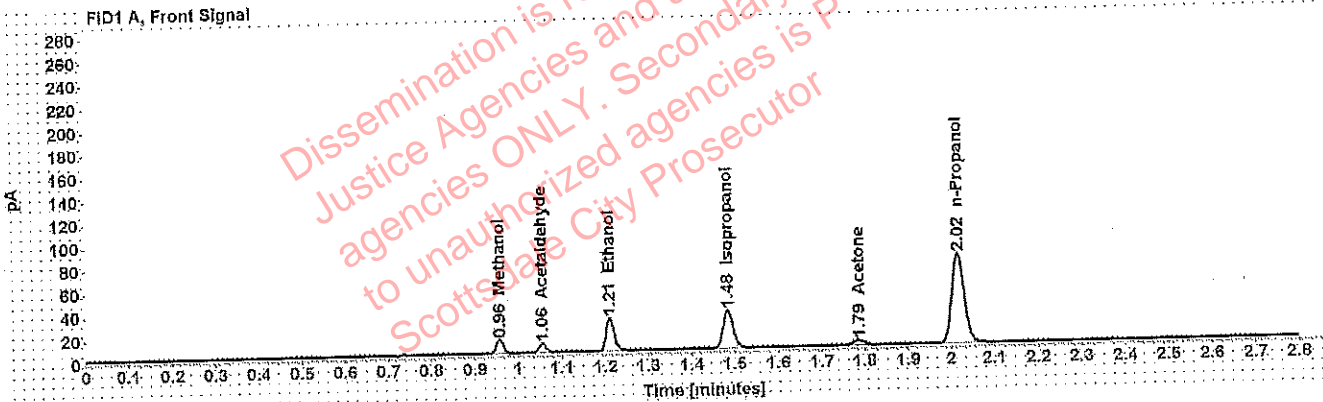


Table 1: FID 1 A (column DB-ALC1)

Compound	Amount (g/100mL)	Time (min)	Peak Area
Methanol	-----	0.957	13.238
Acetaldehyde	-----	1.055	7.886
>Ethanol	0.0590	1.211	36.177
Isopropanol	-----	1.484	52.441
Acetone	-----	1.786	6.929
n-Propanol	-----	2.016	154.644

Table 2: FID 2 B (column DB-ALC2)

Compound	Time (min)	Peak Area
Acetaldehyde	0.994	10.278
Methanol	1.077	16.696
Ethanol	1.378	44.377
Acetone	1.544	8.290
Isopropanol	1.638	65.778
n-Propanol	2.471	188.896

Scottsdale Police Department Crime Lab Volatiles Analysis

Sample: 08012015-C	Vial: 7
Description: 0.400	LIMS ID:
Method: ethanol quant.M	Sequence: 11Jun19
Instrument: US14173023 CN14160045	Injection date: 6/11/2019 2:04:00 PM
Data file: C:\Chem3211\Data\11Jun19\7.D	Analyst: Adrian

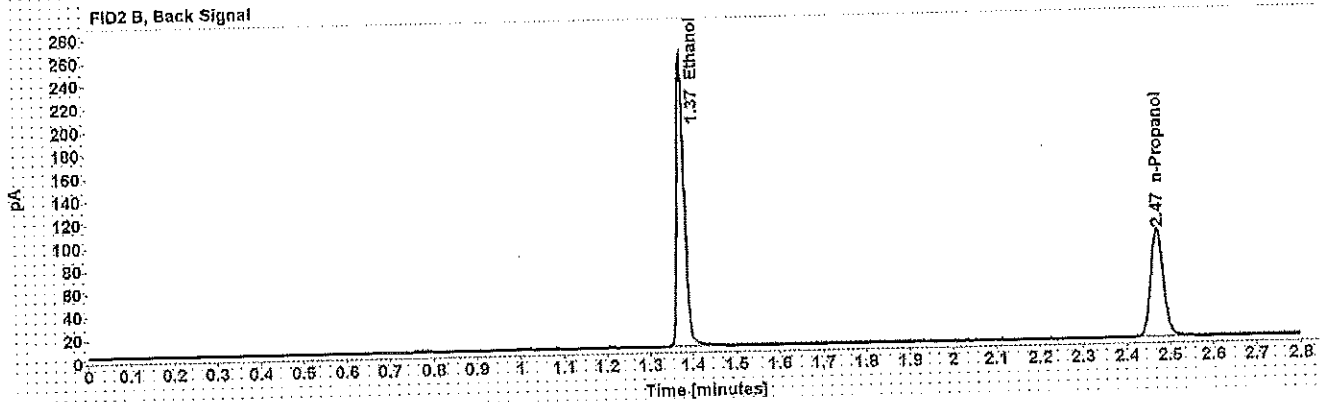
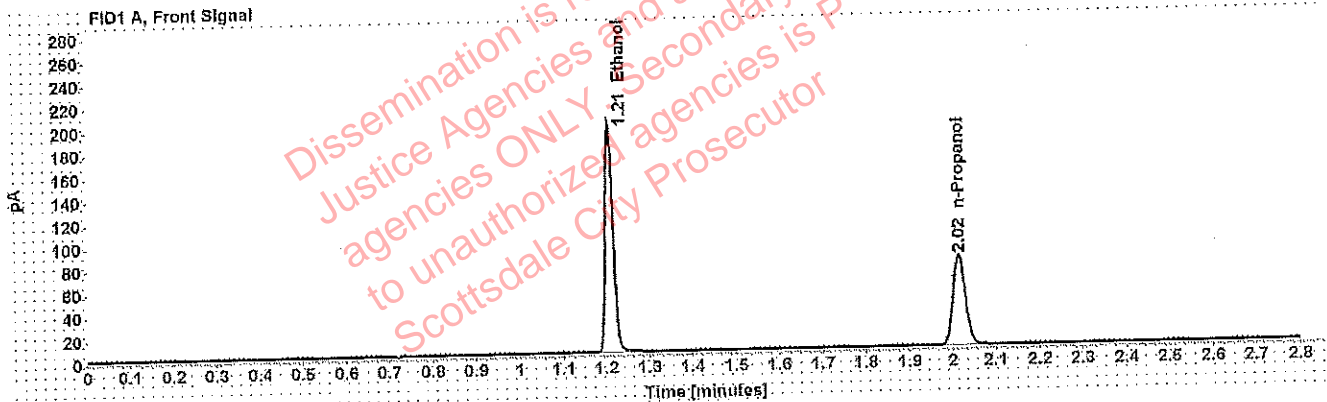


Table 1: FID 1 A (column DB-ALC1)

Compound	Amount (g/100mL)	Time (min)	Peak Area
>Ethanol	0.4028	1.209	250.989
n-Propanol	-----	2.016	155.439

Table 2: FID 2 B (column DB-ALC2)

Compound	Time (min)	Peak Area
Ethanol	1.375	312.082
n-Propanol	2.470	189.941

Scottsdale Police Department Crime Lab Volatiles Analysis

Sample: 09022015-A	Vial: 8
Description: 0.040	LIMS ID:
Method: ethanol quant.M	Sequence: 11Jun19
Instrument: US14173023 CN14160045	Injection date: 6/11/2019 2:08:00 PM
Data file: C:\Chem32\11Data\11Jun19\8.D	Analyst: Adrian

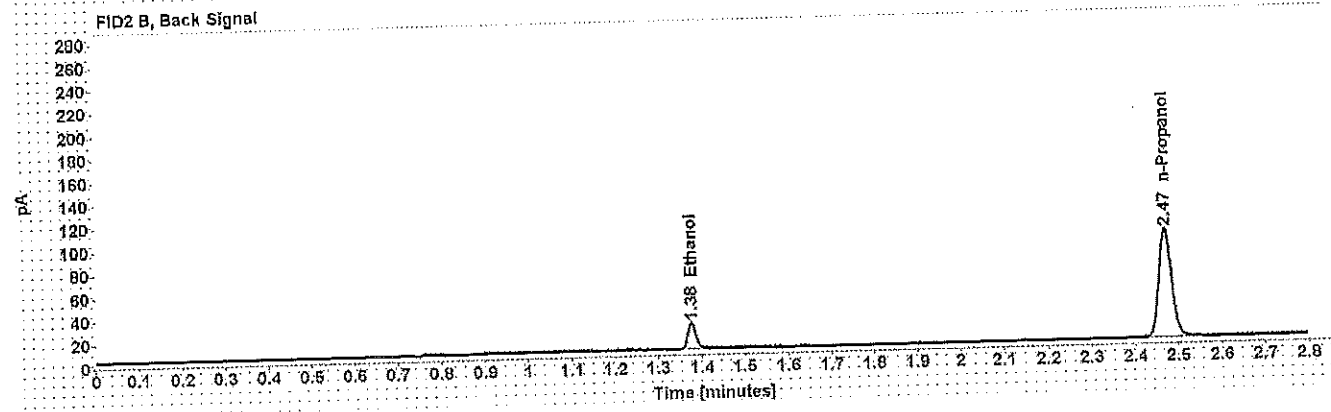



Table 1: FID 1 A (column DB-ALC1)

Compound	Amount (g/100mL)	Time (min)	Peak Area
>Ethanol	0.0382	1.211	23.464
n-Propanol	-----	2.016	156.128

Table 2: FID 2 B (column DB-ALC2)

Compound	Time (min)	Peak Area
Ethanol	1.376	28.824
n-Propanol	2.470	190.778

Scottsdale Police Department Crime Lab Volatiles Analysis

Sample: 407041529/13	Vial: 9
Description: 0.198	LIMS ID:
Method: ethanol quant.M	Sequence: 11Jun19
Instrument: US14173023 CN14160045	Injection date: 6/11/2019 2:12:00 PM
Data file: C:\Chem32\11Data\11Jun19\9.D	Analyst: Adrian

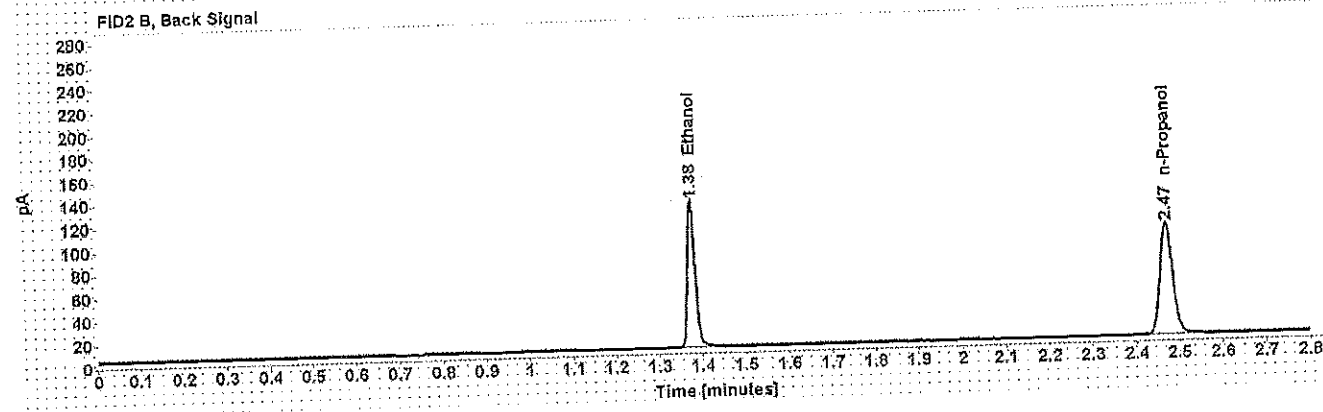
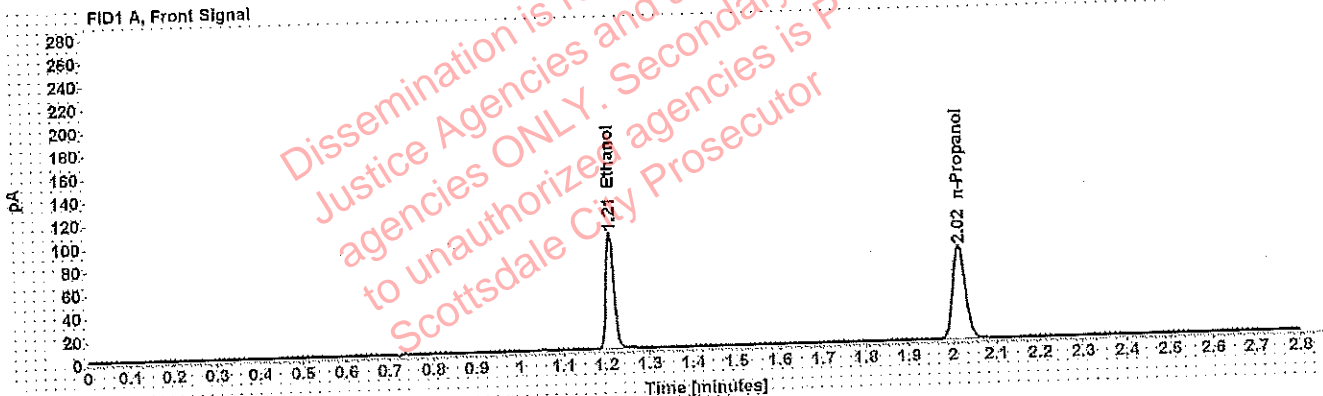


Table 1: FID 1 A (column DB-ALC1)

Compound	Amount (g/100mL)	Time (min)	Peak Area
>Ethanol	0.1983	1.209	127.544
n-Propanol	-----	2.016	160.772

Table 2: FID 2 B (column DB-ALC2)

Compound	Time (min)	Peak Area
Ethanol	1.375	158.248
n-Propanol	2.470	196.615

Scottsdale Police Department Crime Lab Volatiles Analysis

Sample: 28082014-B	Vial: 20
Description: 0.080	LIMS ID:
Method: ethanol quant.M	Sequence: 11Jun19
Instrument: US14173023 CN14160045	Injection date: 6/11/2019 2:56:30 PM
Data file: C:\Chem32\1\Data\11Jun19\20.D	Analyst: Adrian

Dissemination is restricted to Criminal Justice Agencies and authorized agencies ONLY. Secondary dissemination to unauthorized agencies is prohibited. Scottsdale City Prosecutor

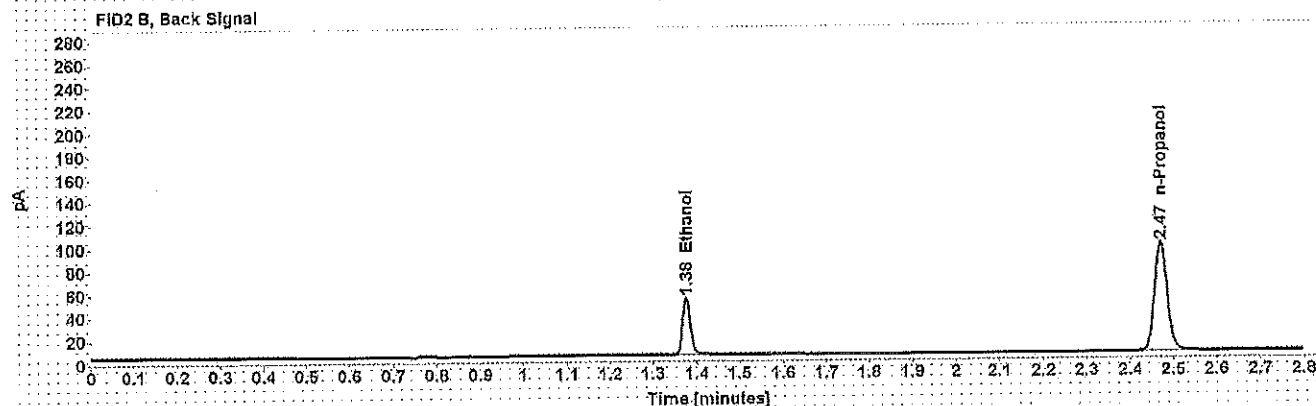
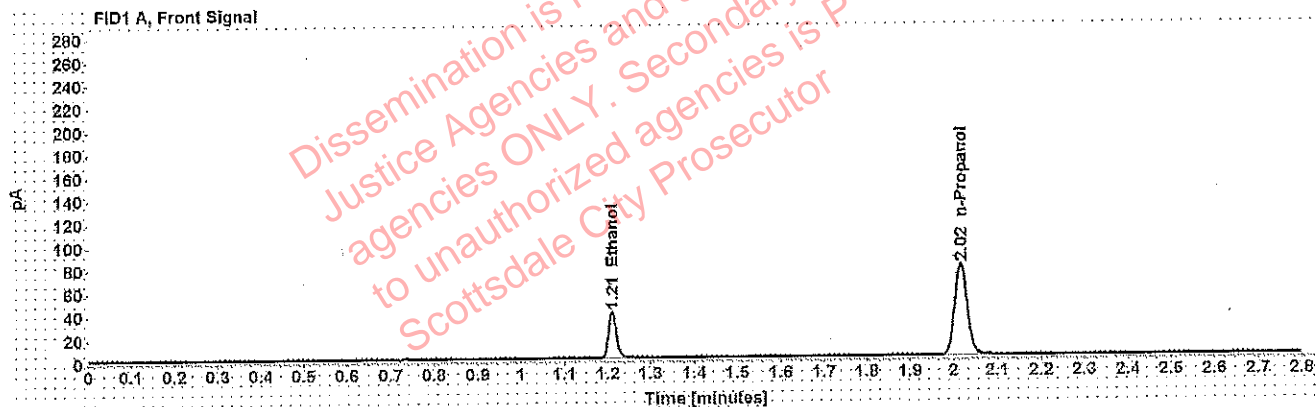


Table 1: FID 1 A (column DB-ALC1)

Compound	Amount (g/100mL)	Time (min)	Peak Area
>Ethanol	0.0804	1.210	50.593
n-Propanol	-----	2.016	158.123

Table 2: FID 2 B (column DB-ALC2)

Compound	Time (min)	Peak Area
Ethanol	1.376	62.441
n-Propanol	2.470	192.993

Scottsdale Police Department Crime Lab Volatiles Analysis

224

Sample: 09022015-C	Vial: 31
Description: 0.150	LIMS ID:
Method: ethanol quant.M	Sequence: 11Jun19
Instrument: US14173023 CN14160045	Injection date: 6/11/2019 3:41:00 PM
Data file: C:\Chem32\1\Data\11Jun19\31.D	Analyst: Adrian

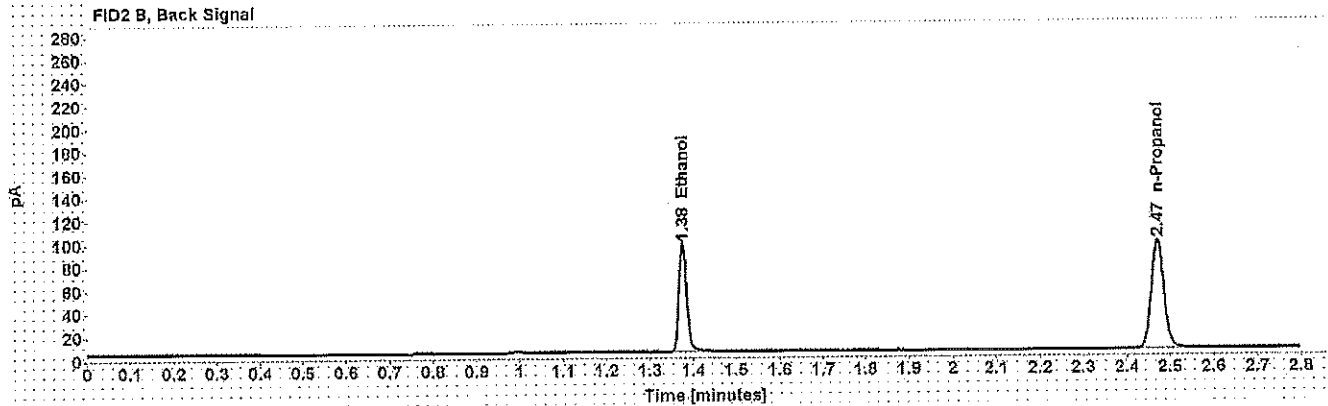
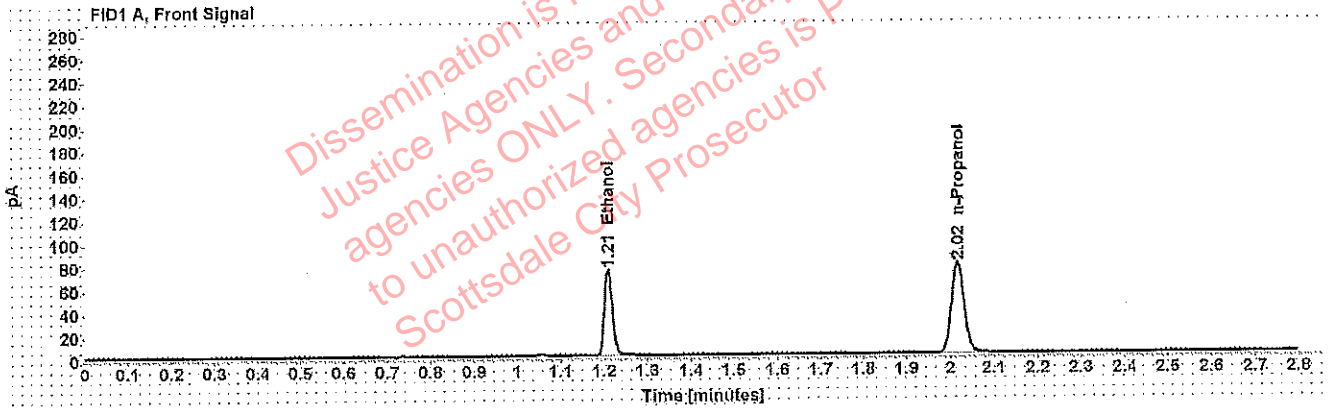


Table 1: FID 1 A (column DB-ALC1)

Compound	Amount (g/100mL)	Time (min)	Peak Area
>Ethanol	0.1518	1.209	95.061
n-Propanol	-----	2.016	156.719

Table 2: FID 2 B (column DB-ALC2)

Compound	Time (min)	Peak Area
Ethanol	1.375	117.850
n-Propanol	2.470	191.441

Scottsdale Police Department Crime Lab Volatiles Analysis

WVA

Sample: 407041529/13	Vial: 42
Description: 0.198	LIMS ID:
Method: ethanol quant.M	Sequence: 11Jun19
Instrument: US14173023 CN14160045	Injection date: 6/11/2019 4:25:15 PM
Data file: C:\Chem32\1\Data\11Jun19\42.D	Analyst: Adrian

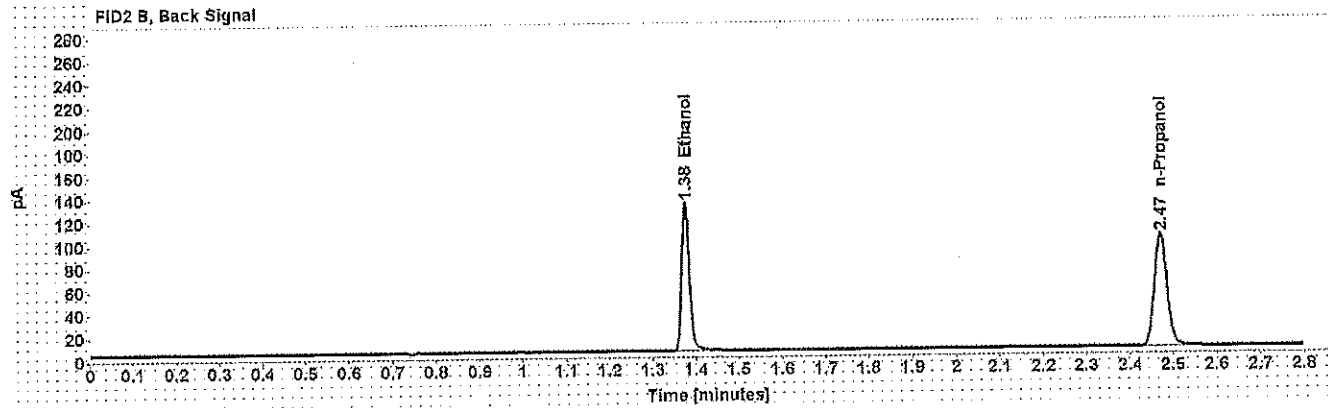
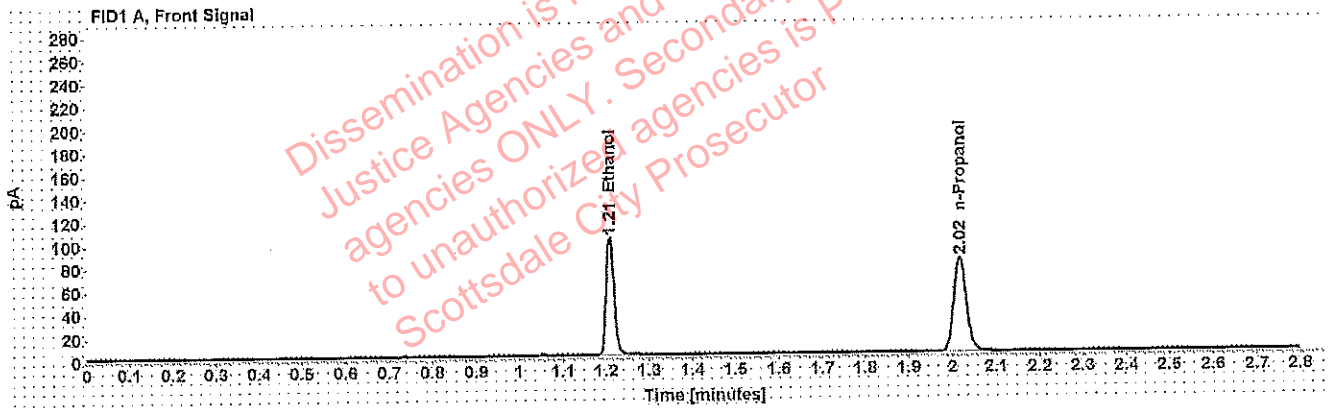


Table 1: FID 1 A (column DB-ALC1)

Compound	Amount (g/100mL)	Time (min)	Peak Area
>Ethanol	0.2001	1.210	130.440
n-Propanol	-----	2.016	162.907

Table 2: FID 2 B (column DB-ALC2)

Compound	Time (min)	Peak Area
Ethanol	1.376	162.458
n-Propanol	2.471	199.850

Scottsdale Police Department Crime Lab Volatiles Analysis

WA

Sample: 28082014-B	Vial: 53
Description: 0.080	LIMS ID:
Method: ethanol quant.M	Sequence: 11Jun19
Instrument: US14173023 CN14160045	Injection date: 6/11/2019 5:09:45 PM
Data file: C:\Chem32\1\Data\11Jun19\53.D	Analyst: Adrian

Dissemination is restricted to Criminal Justice Agencies and authorized agencies ONLY. Secondary dissemination to unauthorized agencies is prohibited. Scottsdale City Prosecutor

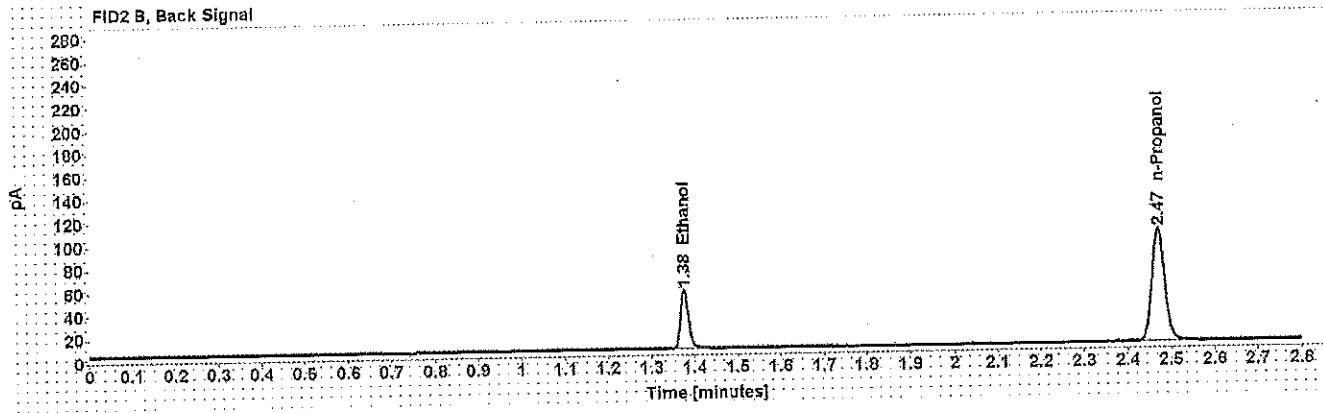
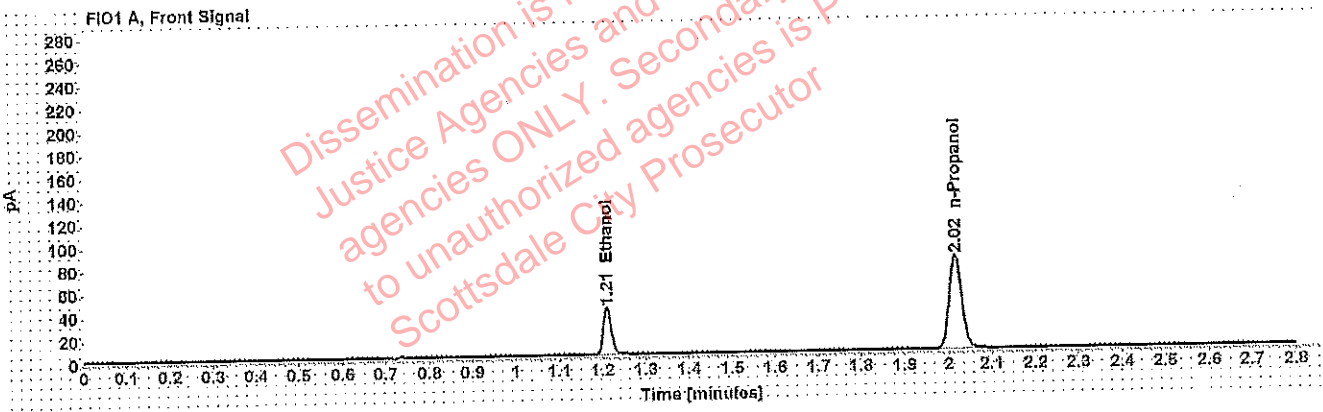


Table 1: FID 1 A (column DB-ALC1)

Compound	Amount (g/100mL)	Time (min)	Peak Area
>Ethanol	0.0805	1.210	51.606
n-Propanol	-----	2.016	161.183

Table 2: FID 2 B (column DB-ALC2)

Compound	Time (min)	Peak Area
Ethanol	1.376	63.754
n-Propanol	2.471	197.689

Scottsdale Police Department Crime Lab Volatiles Analysis

WA

Sample: 09022015-C	Vial: 64
Description: 0.150	LIMS ID:
Method: ethanol quant.M	Sequence: 11Jun19
Instrument: US14173023 CN14160045	Injection date: 6/11/2019 5:54:15 PM
Data file: C:\Chem32\1\Data\11Jun19\64.D	Analyst: Adrian

Dissemination is restricted to Criminal Justice Agencies and authorized agencies ONLY. Secondary dissemination to unauthorized agencies is prohibited. Scottsdale City Prosecutor

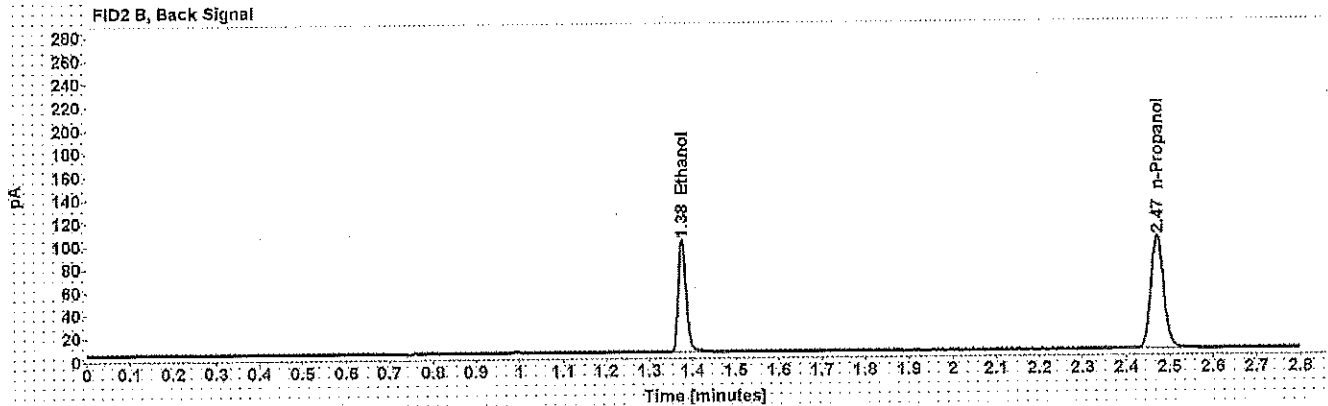
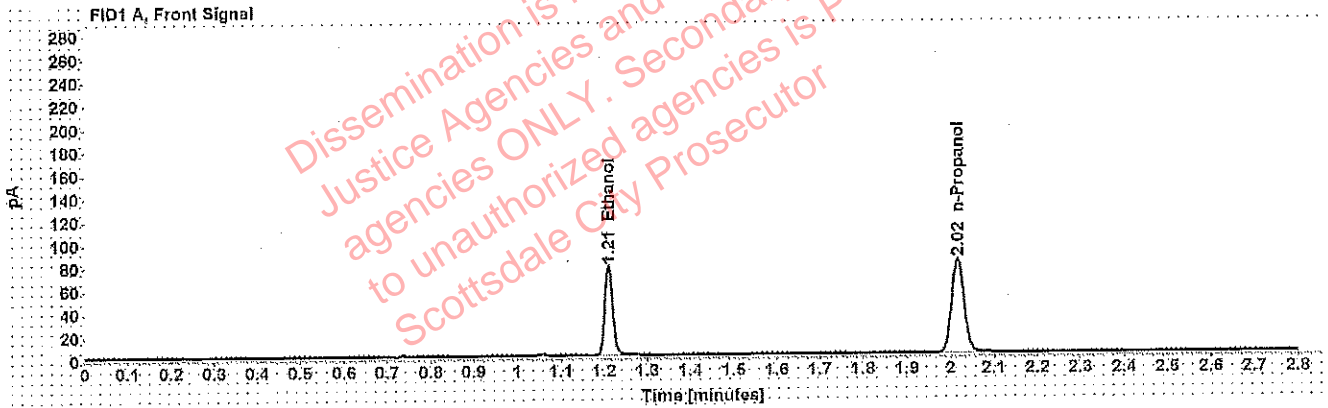


Table 1: FID 1 A (column DB-ALC1)

Compound	Amount (g/100mL)	Time (min)	Peak Area
>Ethanol	0.1518	1.210	98.864
n-Propanol	-----	2.018	163.029

Table 2: FID 2 B (column DB-ALC2)

Compound	Time (min)	Peak Area
Ethanol	1.376	122.785
n-Propanol	2.471	200.029

Scottsdale Police Department Crime Lab Volatiles Analysis

WA

Sample: 08012015-C	Vial: 69
Description: 0.400	LIMS ID:
Method: ethanol quant.M	Sequence: 11Jun19
Instrument: US14173023 CN14160045	Injection date: 6/11/2019 6:14:30 PM
Data file: C:\Chem32\1\Data\11Jun19\69.D	Analyst: Adrian

Dissemination is restricted to Criminal Justice Agencies and authorized agencies ONLY. Secondary dissemination to unauthorized agencies is prohibited. Scottsdale City Prosecutor

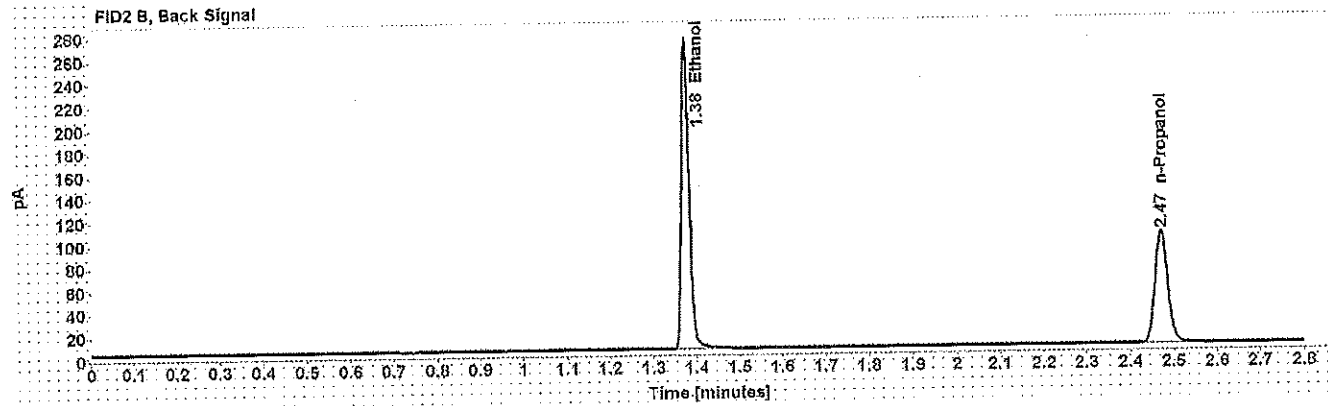
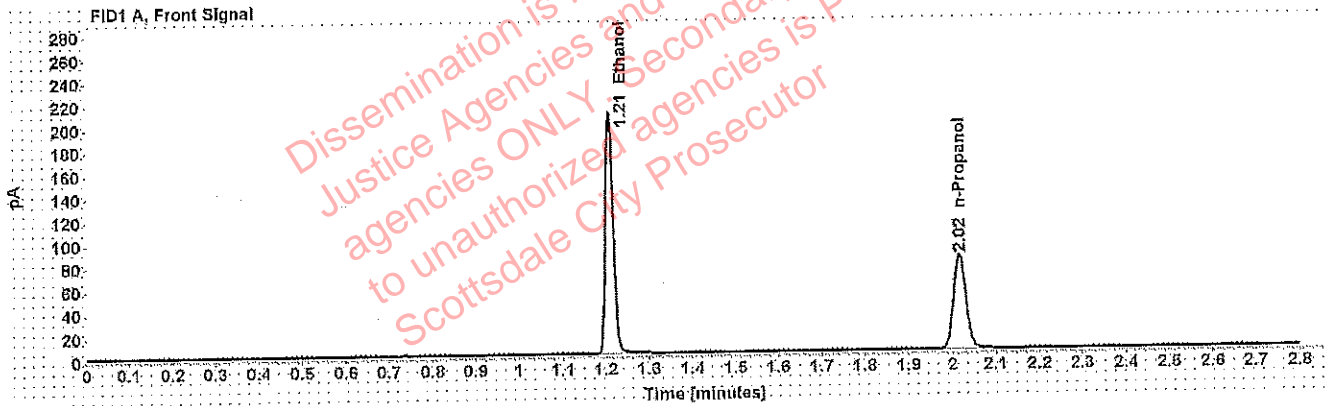


Table 1: FID 1 A (column DB-ALC1)

Compound	Amount (g/100mL)	Time (min)	Peak Area
>Ethanol	0.4096	1.209	266.101
n-Propanol	-----	2.016	162.065

Table 2: FID 2 B (column DB-ALC2)

Compound	Time (min)	Peak Area
Ethanol	1.376	332.020
n-Propanol	2.471	199.204

Scottsdale Police Department Crime Lab Volatiles Analysis

Sample: 09022015-A	Vial: 70
Description: 0.040	LIMS ID:
Method: ethanol quant.M	Sequence: 11Jun19
Instrument: US14173023 CN14160045	Injection date: 6/11/2019 6:18:29 PM
Data file: C:\Chem32\1\Data\11Jun19\70.D	Analyst: Adrian

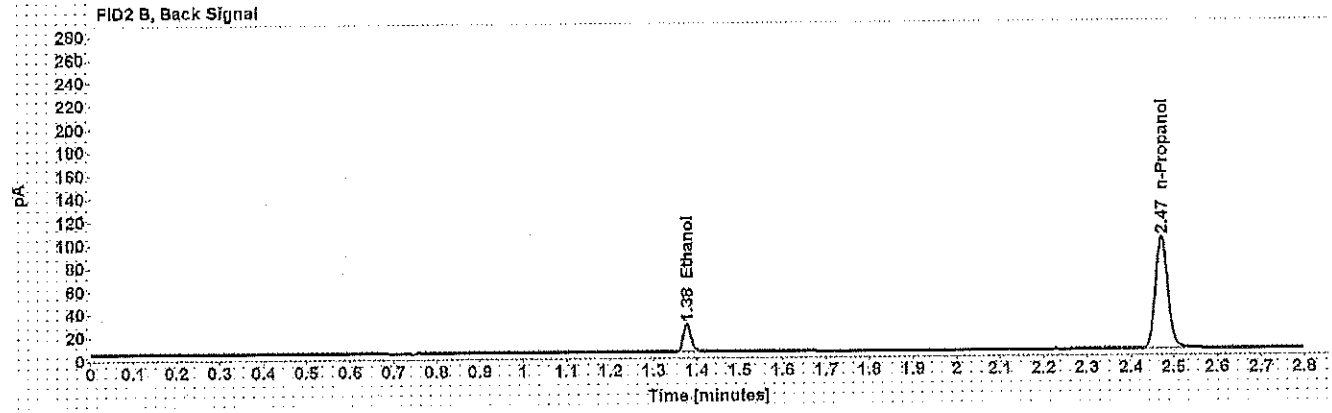
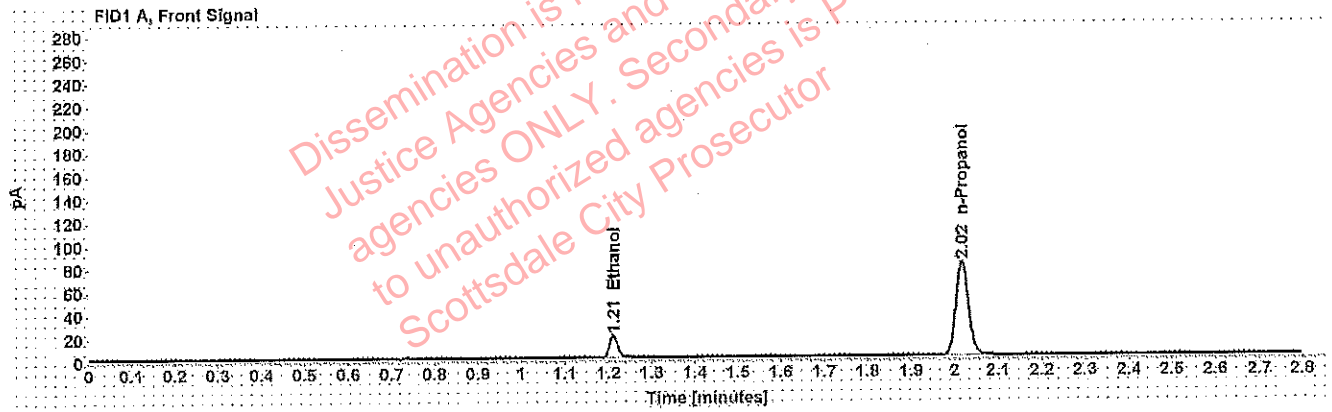


Table 1: FID 1 A (column DB-ALC1)

Compound	Amount (g/100mL)	Time (min)	Peak Area
>Ethanol	0.0385	1.211	24.487
n-Propanol	-----	2.016	161.613

Table 2: FID 2 B (column DB-ALC2)

Compound	Time (min)	Peak Area
Ethanol	1.377	30.210
n-Propanol	2.471	198.189

Scottsdale Police Department Crime Lab Volatiles Analysis

Sample: 407041529/13	Vial: 71
Description: 0.198	LIMS ID:
Method: ethanol quant.M	Sequence: 11Jun19
Instrument: US14173023 CN14160045	Injection date: 6/11/2019 6:22:30 PM
Data file: C:\Chem32\1\Data\11Jun19\71.D	Analyst: Adrian

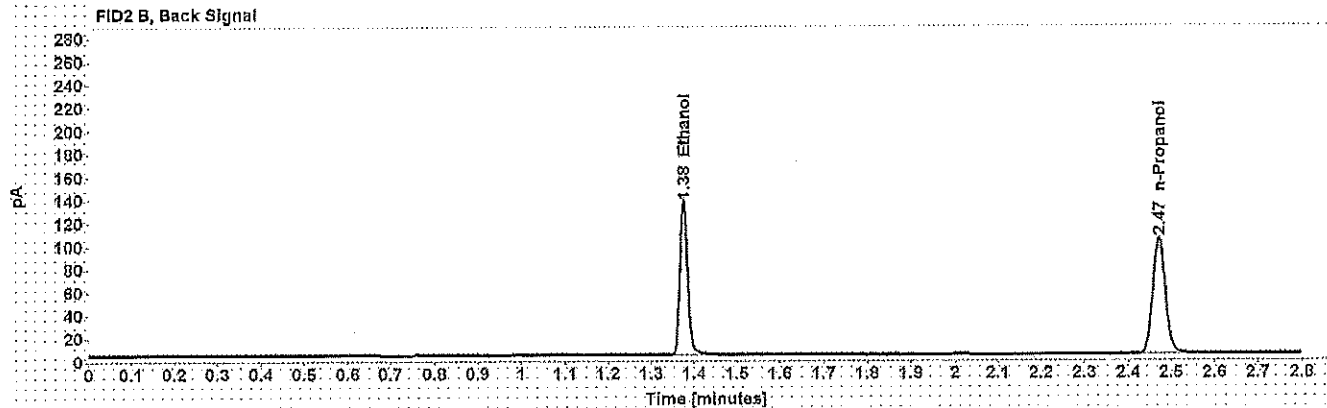
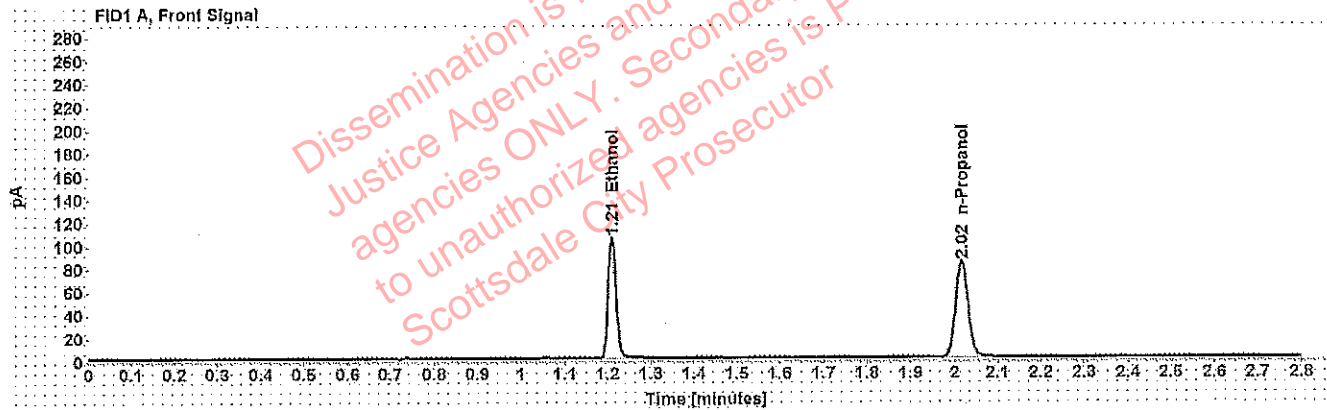


Table 1: FID 1 A (column DB-ALC1)

Compound	Amount (g/100mL)	Time (min)	Peak Area
>Ethanol	0.2011	1.209	134.051
n-Propanol	-----	2.016	166.638

Table 2: FID 2 B (column DB-ALC2)

Compound	Time (min)	Peak Area
Ethanol	1.375	167.104
n-Propanol	2.471	204.607

Scottsdale Police Department Crime Lab Volatiles Analysis

Sample: 040919WB	Vial: 72
Description: Negative	LIMS ID:
Method: ethanol quant.M	Sequence: 11Jun19
Instrument: US14173023 CN14160045	Injection date: 6/11/2019 6:26:30 PM
Data file: C:\Chem32\1\Data\11Jun19\72.D	Analyst: Adrian

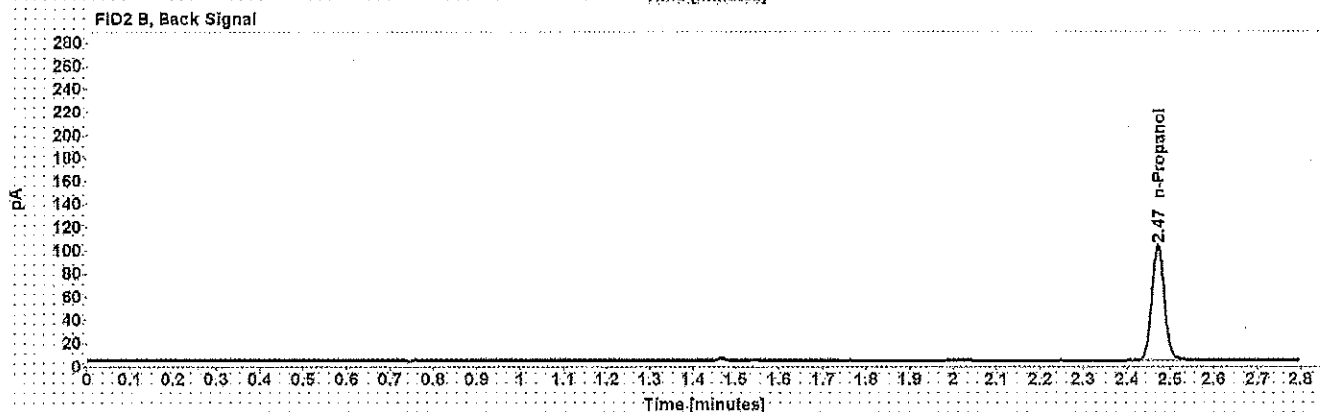


Table 1: FID 1 A (column DB-ALC1)

Compound	Amount (g/100mL)	Time (min)	Peak Area
n-Propanol	-----	2.016	165.779

Table 2: FID 2 B (column DB-ALC2)

Compound	Time (min)	Peak Area
n-Propanol	2.471	203.809

Scottsdale Forensic Lab Blood Alcohol Pipetting Log

ANALYST: Adrian

SEQUENCE: 11Jun19 WNA

Instrument Position	Headspace Vial 1	Headspace Vial 2	Blood Tube	Barcode Match
Vials 10 and 11	1264899	1264899	1264899	Yes
Vials 12 and 13	1271773	1271773	1271773	Yes
Vials 14 and 15	36201NI	36201NI	36201NI	Yes
Vials 16 and 17	1270516	1270516	1270516	Yes
Vials 18 and 19	1269350	1269350	1269350	Yes
Vials 21 and 22	31001CB	31001CB	31001CB	Yes
Vials 23 and 24	1270135	1270135	1270135	Yes
Vials 25 and 26	1272791	1272791	1272791	Yes
Vials 27 and 28	1272788	1272788	1272788	Yes
Vials 29 and 30	1274699	1274699	1274699	Yes
Vials 32 and 33	1273851	1273851	1273851	Yes
Vials 34 and 35	1273601	1273601	1273601	Yes
Vials 36 and 37	1272689	1272689	1272689	Yes
Vials 38 and 39	1270424	1270424	1270424	Yes
Vials 40 and 41	1235650	1235650	1235650	Yes
Vials 43 and 44	1270634	1270634	1270634	Yes
Vials 45 and 46	1270514	1270514	1270514	Yes
Vials 47 and 48	34401EM	34401EM	34401EM	Yes
Vials 49 and 50	22701MB	22701MB	22701MB	Yes
Vials 51 and 52	1273052	1273052	1273052	Yes
Vials 54 and 55	1270625	1270625	1270625	Yes
Vials 56 and 57	1269335	1269335	1269335	Yes
Vials 58 and 59	1274495	1274495	1274495	Yes
Vials 60 and 61	1254307	1254307	1254307	Yes
Vials 62 and 63	1269468	1269468	1269468	Yes
Vials 65 and 66	1275099	1275099	1275099	Yes
Vials 67 and 68	1271283	1271283	1271283	Yes

Sequence Summary

Sequence name: 11Jun19 Instrument: US14173023 CN14160045 Analyst: Adrian

Vial	Sample	Description	Type	LIMS ID	Method
1	FN03241604	0.020 calibrator	Calibration		ethanol quant.M
2	FN06181501	0.100 calibrator	Calibration		ethanol quant.M
3	FN07201502	0.200 calibrator	Calibration		ethanol quant.M
4	FN11191402	0.400 calibrator	Calibration		ethanol quant.M
5	051619	Negative	Control		ethanol quant.M
6	020917	Volatiles mix	Control		ethanol quant.M
7	08012015-C	0.400	Control		ethanol quant.M
8	09022015-A	0.040	Control		ethanol quant.M
9	407041529/13	0.198	Control		ethanol quant.M
10	1264899		Sample		ethanol quant.M
11	1264899		Sample		ethanol quant.M
12	1271773		Sample		ethanol quant.M
13	1271773		Sample		ethanol quant.M
14	36201NI		Sample		ethanol quant.M
15	36201NI		Sample		ethanol quant.M
16	1270516		Sample		ethanol quant.M
17	1270516		Sample		ethanol quant.M
18	1269350		Sample		ethanol quant.M
19	1269350		Sample		ethanol quant.M
20	28082014-B	0.080	Control		ethanol quant.M
21	31001CB		Sample		ethanol quant.M
22	31001CB		Sample		ethanol quant.M
23	1270135		Sample		ethanol quant.M
24	1270135		Sample		ethanol quant.M
25	1272791		Sample		ethanol quant.M
26	1272791		Sample		ethanol quant.M
27	1272788		Sample		ethanol quant.M
28	1272788		Sample		ethanol quant.M
29	1274699		Sample		ethanol quant.M
30	1274699		Sample		ethanol quant.M
31	09022015-C	0.150	Control		ethanol quant.M
32	1273851		Sample		ethanol quant.M
33	1273851		Sample		ethanol quant.M
34	1273601		Sample		ethanol quant.M
35	1273601		Sample		ethanol quant.M
36	1272689		Sample		ethanol quant.M
37	1272689		Sample		ethanol quant.M
38	1270424		Sample		ethanol quant.M
39	1270424		Sample		ethanol quant.M
40	1235650		Sample		ethanol quant.M
41	1235650		Sample		ethanol quant.M
42	407041529/13	0.198	Control		ethanol quant.M
43	1270634		Sample		ethanol quant.M
44	1270634		Sample		ethanol quant.M
45	1270514		Sample		ethanol quant.M
46	1270514		Sample		ethanol quant.M
47	34401EM		Sample		ethanol quant.M

Sequence Summary

11 Jun 19 WAB1570
6/13/19

WAA

48	34401EM		Sample		ethanol quant.M
49	22701MB		Sample		ethanol quant.M
50	22701MB		Sample		ethanol quant.M
51	1273052		Sample		ethanol quant.M
52	1273052		Sample		ethanol quant.M
53	28082014-B	0.080	Control		ethanol quant.M
54	1270625		Sample		ethanol quant.M
55	1270625		Sample		ethanol quant.M
56	1269335		Sample		ethanol quant.M
57	1269335		Sample		ethanol quant.M
58	1274495		Sample		ethanol quant.M
59	1274495		Sample		ethanol quant.M
60	1254307		Sample		ethanol quant.M
61	1254307		Sample		ethanol quant.M
62	1269468		Sample		ethanol quant.M
63	1269468		Sample		ethanol quant.M
64	09022015-C	0.150	Control		ethanol quant.M
65	1275099		Sample		ethanol quant.M
66	1275099		Sample		ethanol quant.M
67	1271283		Sample		ethanol quant.M
68	1271283		Sample		ethanol quant.M
69	08012015-C	0.400	Control		ethanol quant.M
70	09022015-A	0.040	Control		ethanol quant.M
71	407041529/13	0.198	Control		ethanol quant.M
72	040919WB	Negative	Control		ethanol quant.M

Dissemination is restricted to
Justice Agencies and authorized
agencies ONLY. Secondary
to unauthorized agencies
Scottsdale City Prosecutor

Scottsdale Police Department Crime Laboratory Summary of Cases

SEQUENCE NAME: 11Jun19

ANALYST: Adrian WA

Vials	Test 1 (g/dL)	Test 2 (g/dL)	Mean (g/dL)	Percent Difference*	Absolute Difference (g/dL)*
10 11	0.2015	0.2013	0.20140	0.05	0.00010
12 13	0.1085	0.1084	0.10845	0.05	0.00005
14 15	0.1816	0.1822	0.18190	0.16	0.00030
16 17	0.2711	0.2756	0.27335	0.82	0.00225
18 19	0.1902	0.1892	0.18970	0.26	0.00050
21 22	0.1878	0.1886	0.18820	0.21	0.00040
23 24	0.1554	0.1554	0.15540	0.00	0.00000
25 26	0.0661	0.0658	0.06595	0.23	0.00015
27 28	0.1549	0.1547	0.15480	0.06	0.00010
29 30	0.0588	0.0589	0.05885	0.08	0.00005
32 33	0.1854	0.1845	0.18495	0.24	0.00045
34 35	0.0000	0.0000	0.00000	0.00	0.00000
36 37	0.1249	0.1242	0.12455	0.28	0.00035
38 39	0.1351	0.1347	0.13490	0.15	0.00020
40 41	0.2820	0.2862	0.28410	0.74	0.00210
43 44	0.1794	0.1789	0.17915	0.14	0.00025
45 46	0.2384	0.2398	0.23910	0.29	0.00070
47 48	0.1562	0.1568	0.15650	0.19	0.00030
49 50	0.2600	0.2597	0.25985	0.06	0.00015
51 52	0.1543	0.1547	0.15450	0.13	0.00020
54 55	0.2983	0.2998	0.29905	0.25	0.00075
56 57	0.1586	0.1575	0.15805	0.35	0.00055
58 59	0.0752	0.0746	0.07490	0.40	0.00030
60 61	0.2595	0.2599	0.25970	0.08	0.00020
62 63	0.0658	0.0656	0.06570	0.15	0.00010
65 66	0.1460	0.1465	0.14625	0.17	0.00025
67 68	0.1466	0.1466	0.14660	0.00	0.00000

*Calculated differences are differences from the mean of the two results.

: Adrian, William - (13-Jun-2019)

Case: [REDACTED] User: wadrian 6/13/2019

Scottsdale Police Department Crime Lab Volatiles Analysis

Sample:	[REDACTED]	Vial:	10
Description:	[REDACTED]	LIMS ID:	[REDACTED]
Method:	ethanol quant.M	Sequence:	11Jun19
Instrument:	US14173023 CN14160045	Injection date:	6/11/2019 2:15:59 PM
Data file:	C:\Chem32\11\Data\11Jun19\10.D	Analyst:	Adrian

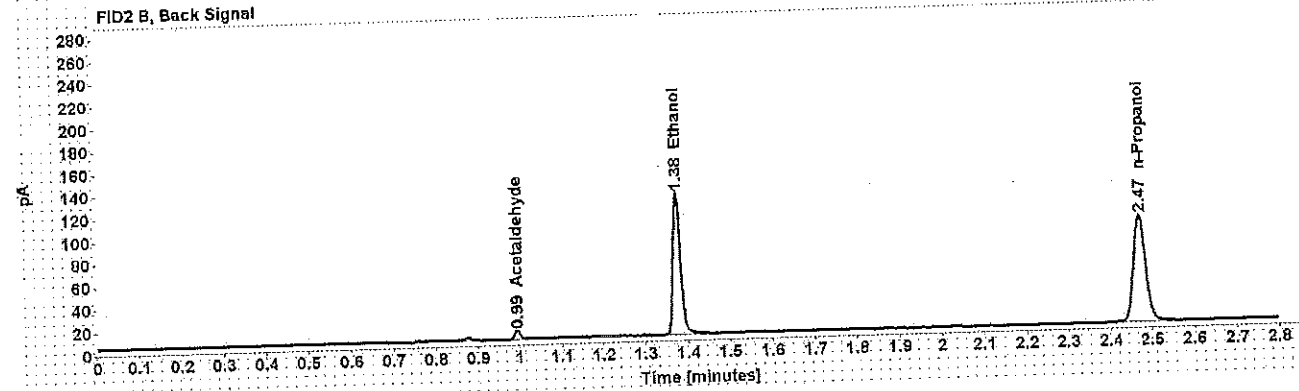
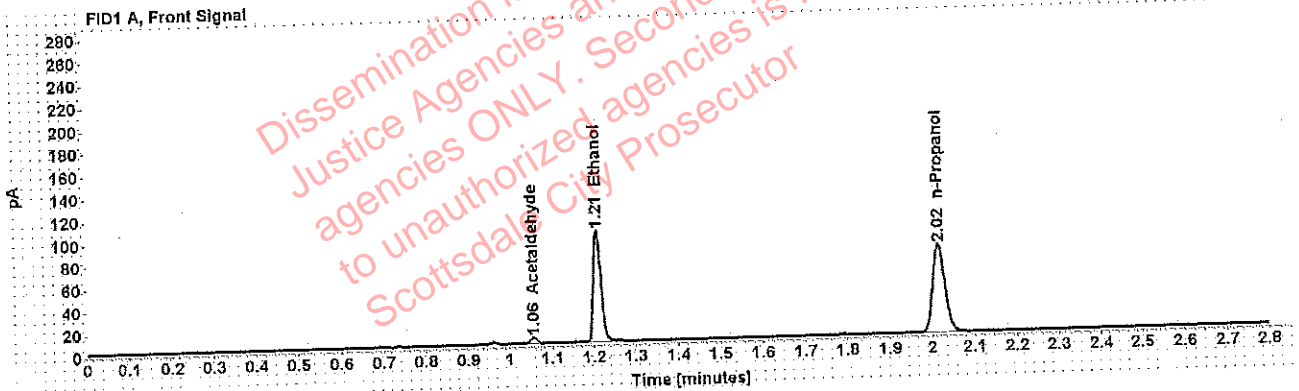


Table 1: FID 1 A (column DB-ALC1)

Compound	Amount (g/100mL)	Time (min)	Peak Area
Acetaldehyde	-----	1.055	5.545
>Ethanol	0.2015	1.209	126.863
n-Propanol	-----	2.016	157.353

Table 2: FID 2 B (column DB-ALC2)

Compound	Time (min)	Peak Area
Acetaldehyde	0.994	7.214
Ethanol	1.375	156.365
n-Propanol	2.471	192.364

Adrian, William - (13-Jun-2019)

Case: [redacted] User: wadrian 6/13/2019

Scottsdale Police Department Crime Lab Volatiles Analysis

Sample:	[redacted]	Vial:	11
Description:	[redacted]	LIMS ID:	[redacted]
Method:	ethanol.quant.M	Sequence:	11Jun19
Instrument:	US14173023 CN14160045	Injection date:	6/11/2019 2:19:59 PM
Data file:	C:\Chem32\11\Data\11Jun19\11.D	Analyst:	Adrian

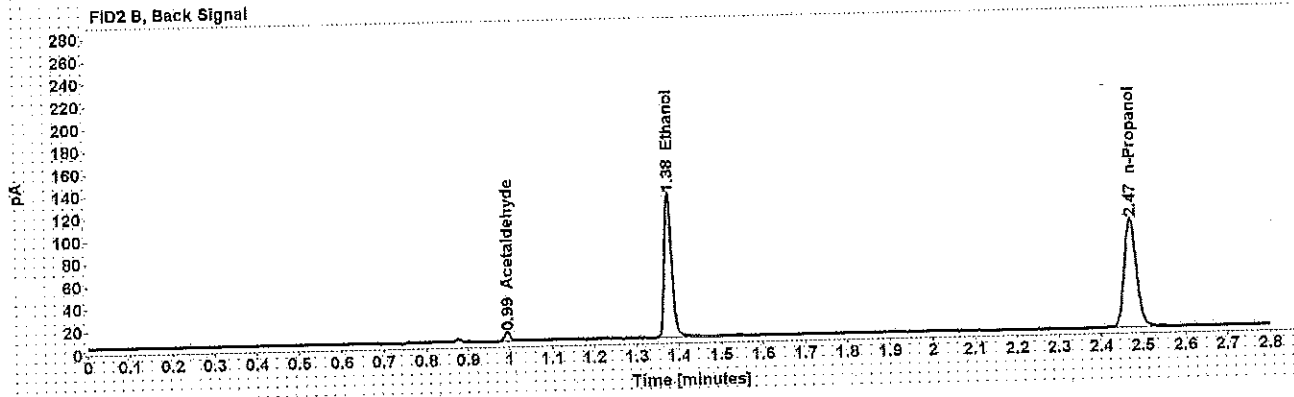
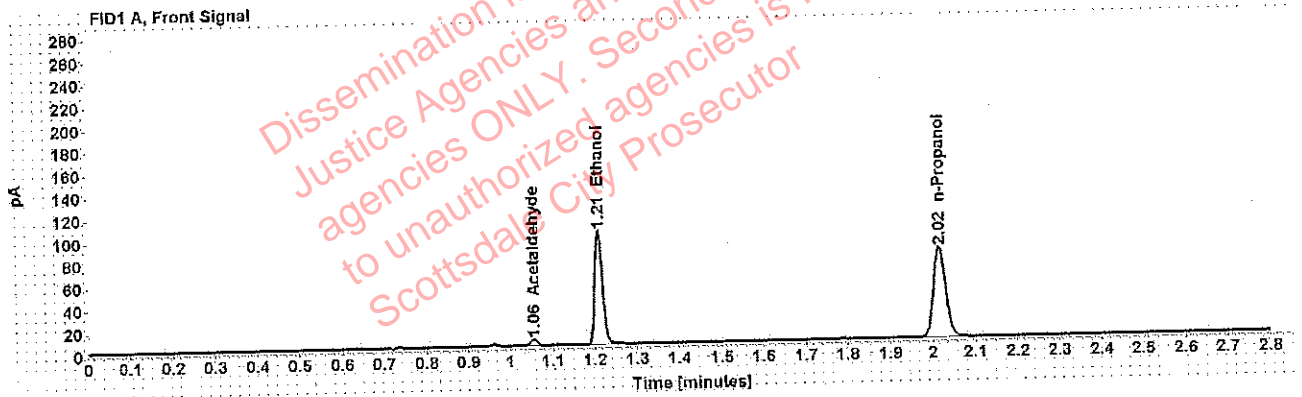


Table 1: FID 1 A (column DB-ALC1)

Compound	Amount (g/100mL)	Time (min)	Peak Area
Acetaldehyde	-----	1.055	5.591
>Ethanol	0.2013	1.209	128.888
n-Propanol	-----	2.016	160.038

Table 2: FID 2 B (column DB-ALC2)

Compound	Time (min)	Peak Area
Acetaldehyde	0.994	7.311
Ethanol	1.375	160.921
n-Propanol	2.471	195.568

Adrian, William - (13-Jun-2019)

Case: [REDACTED] User: wadrian 6/13/2019

Scottsdale Police Department Crime Lab Volatiles Analysis

Sample:	[REDACTED]	Vial:	12
Description:	[REDACTED]	LIMS ID:	[REDACTED]
Method:	ethanol quant.M	Sequence:	11Jun19
Instrument:	US14173023 CN14160045	Injection date:	6/11/2019 2:24:00 PM
Data file:	C:\Chem32\1\Data\11Jun19\12.D	Analyst:	Adrian

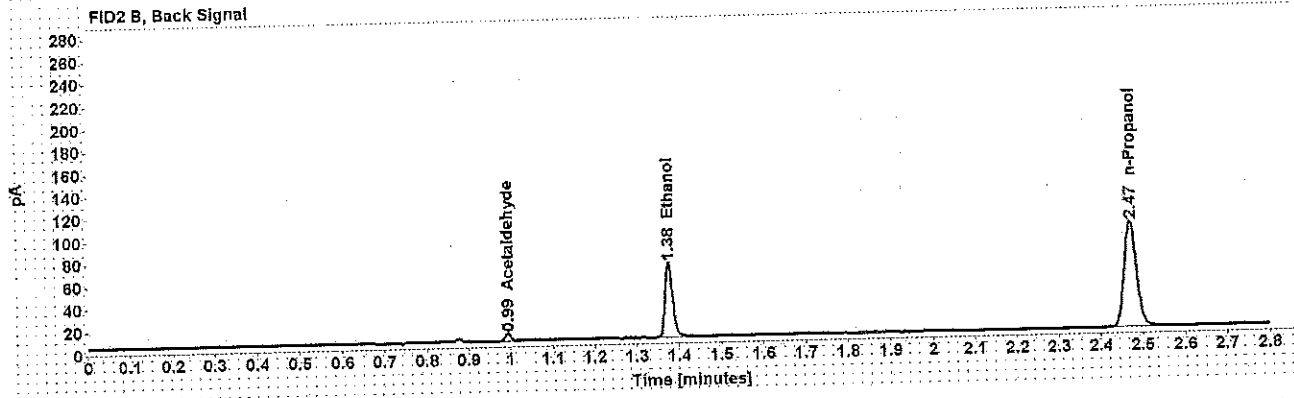
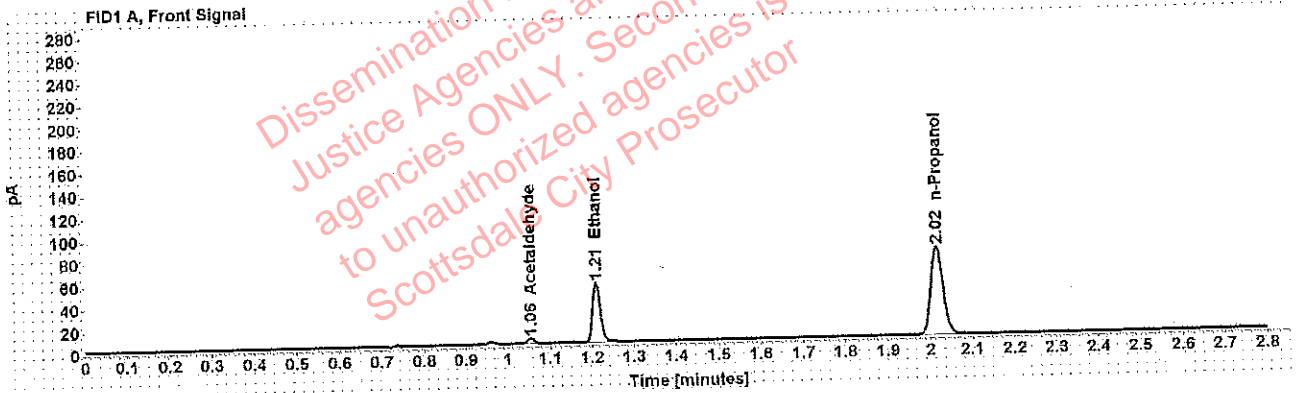


Table 1: FID 1 A (column DB-ALC1)

Compound	Amount (g/100mL)	Time (min)	Peak Area
Acetaldehyde	-----	1.055	4.695
>Ethanol	0.1085	1.210	67.822
n-Propanol	-----	2.016	156.803

Table 2: FID 2 B (column DB-ALC2)

Compound	Time (min)	Peak Area
Acetaldehyde	0.994	6.153
Ethanol	1.376	83.096
n-Propanol	2.471	191.767

Adrian, William - (13-Jun-2019)

Case: [REDACTED] User: wadrian 6/13/2019

Scottsdale Police Department Crime Lab Volatiles Analysis

Sample:	[REDACTED]	Vial:	13
Description:	[REDACTED]	LIMS ID:	[REDACTED]
Method:	ethanol quant.M	Sequence:	11Jun19
Instrument:	US14173023 CN14160045	Injection date:	6/11/2019 2:28:15 PM
Data file:	C:\Chem32\1\Data\11Jun19\13.D	Analyst:	Adrian

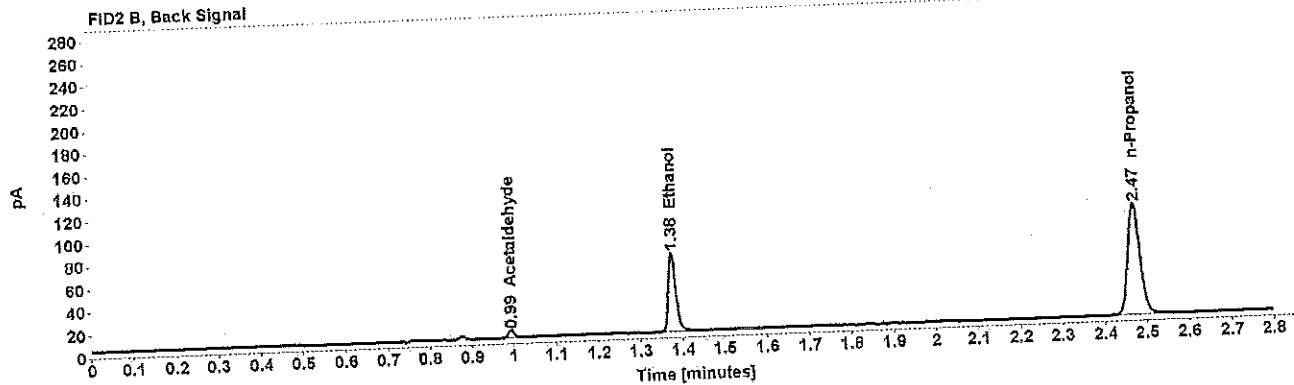
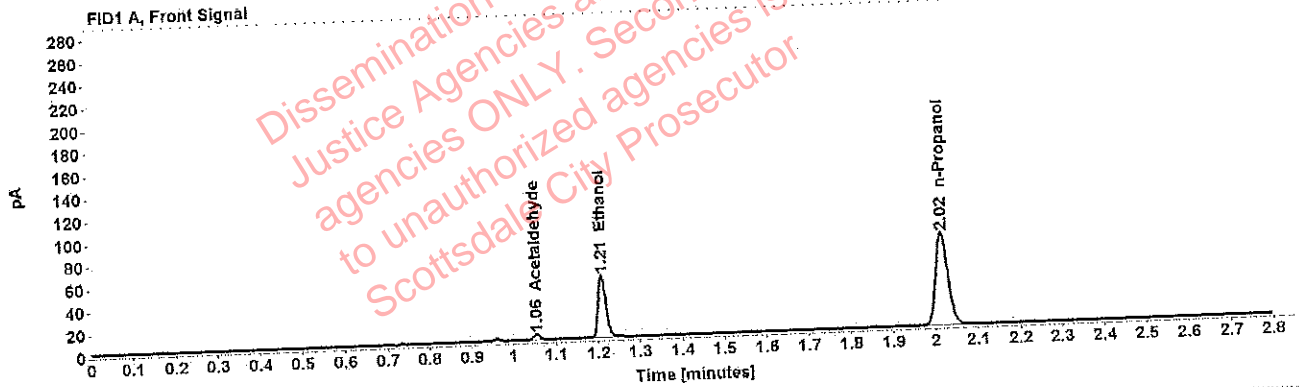


Table 1: FID 1 A (column DB-ALC1)

Compound	Amount (g/100mL)	Time (min)	Peak Area
Acetaldehyde	-----	1.055	4.808
>Ethanol	0.1084	1.210	70.856
n-Propanol	-----	2.016	163.869

Table 2: FID 2 B (column DB-ALC2)

Compound	Time (min)	Peak Area
Acetaldehyde	0.994	6.282
Ethanol	1.376	87.024
n-Propanol	2.471	200.325

Adrian, William - (13-Jun-2019)

Case: [REDACTED] User: wadrian 6/13/2019

Scottsdale Police Department Crime Lab Volatiles Analysis

Sample:	[REDACTED]	Vial:	14
Description:	[REDACTED]	LIMS ID:	[REDACTED]
Method:	ethanol quant.M	Sequence:	11Jun19
Instrument:	US14173023 CN14160045	Injection date:	6/11/2019 2:32:15 PM
Data file:	C:\Chem32\1\Data\11Jun19\14.D	Analyst:	Adrian

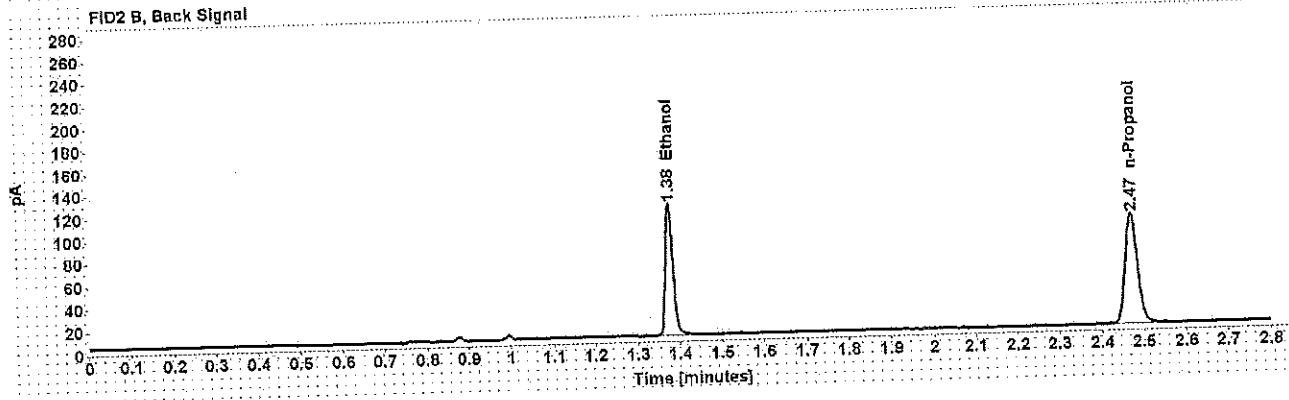
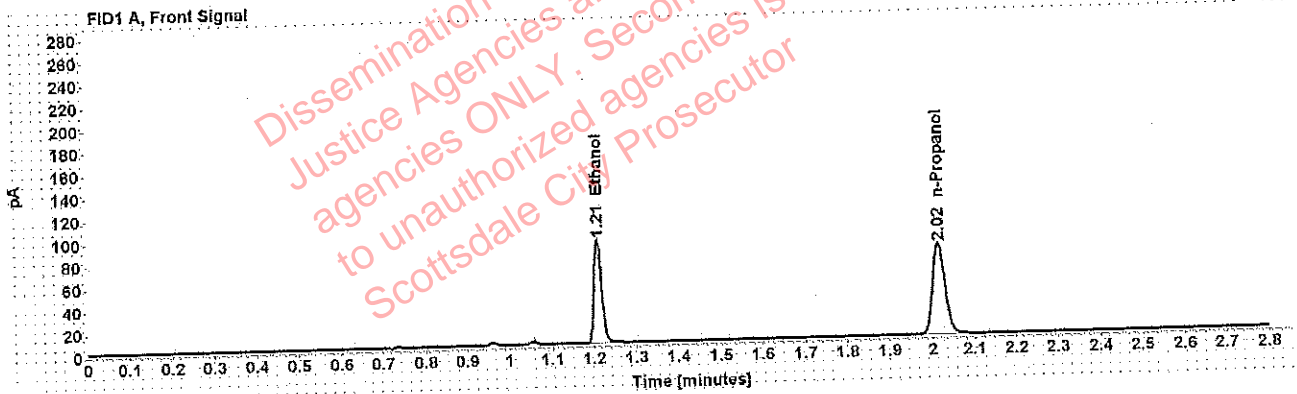


Table 1: FID 1 A (column DB-ALC1)

Compound	Amount (g/100mL)	Time (min)	Peak Area
>Ethanol	0.1816	1.209	117.831
n-Propanol	-----	2.016	162.256

Table 2: FID 2 B (column DB-ALC2)

Compound	Time (min)	Peak Area
Ethanol	1.375	145.206
n-Propanol	2.471	197.932

Adrian, William - (13-Jun-2019)

Case: [REDACTED] User: wadrian 6/13/2019

Scottsdale Police Department Crime Lab Volatiles Analysis

Sample:	[REDACTED]	Vial:	15
Description:	[REDACTED]	LIMS ID:	[REDACTED]
Method:	ethanol quant.M	Sequence:	11Jun19
Instrument:	US14173023 CN14160045	Injection date:	6/11/2019 2:36:15 PM
Data file:	C:\Chem32\1\Data\11Jun19\15.D	Analyst:	Adrian

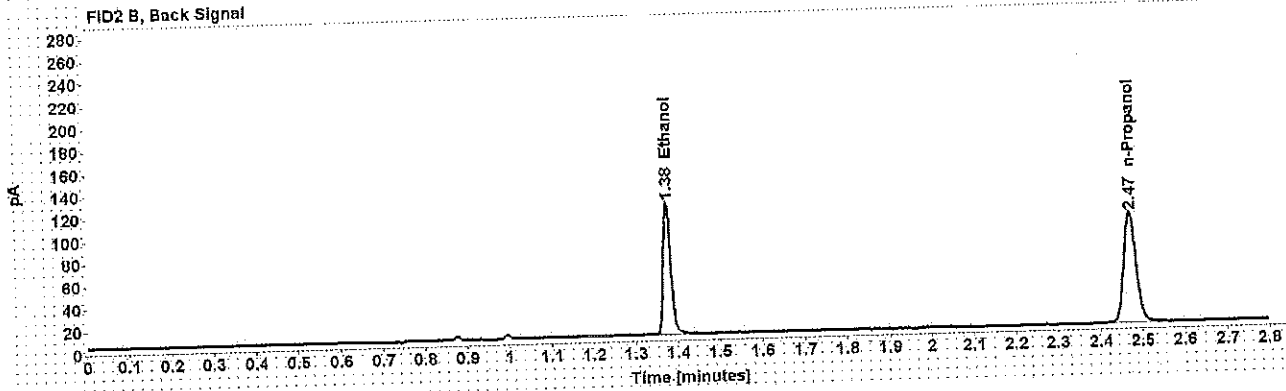
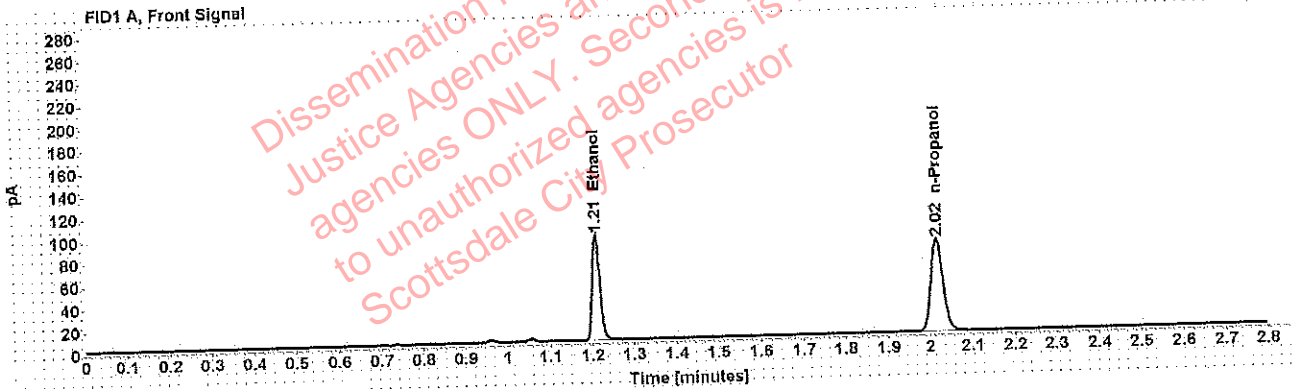


Table 1: FID 1 A (column DB-ALC1)

Compound	Amount (g/100mL)	Time (min)	Peak Area
>Ethanol	0.1822	1.210	119.727
n-Propanol	-----	2.016	164.280

Table 2: FID 2 B (column DB-ALC2)

Compound	Time (min)	Peak Area
Ethanol	1.376	148.045
n-Propanol	2.471	200.591

Adrian, William - (13-Jun-2019)

Case: [REDACTED] User: wadrian 6/13/2019

Scottsdale Police Department Crime Lab Volatiles Analysis

Sample:	[REDACTED]	Vial:	16
Description:	[REDACTED]	LIMS ID:	[REDACTED]
Method:	ethanol quant.M	Sequence:	11Jun19
Instrument:	US14173023 CN14160045	Injection date:	6/11/2019 2:40:15 PM
Data file:	C:\Chem32\1\Data\11Jun19\16.D	Analyst:	Adrian

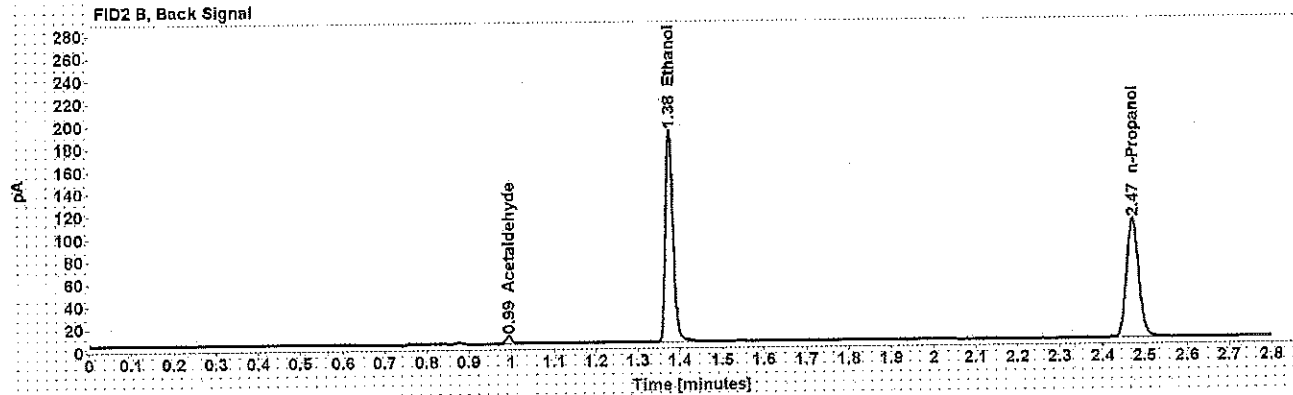
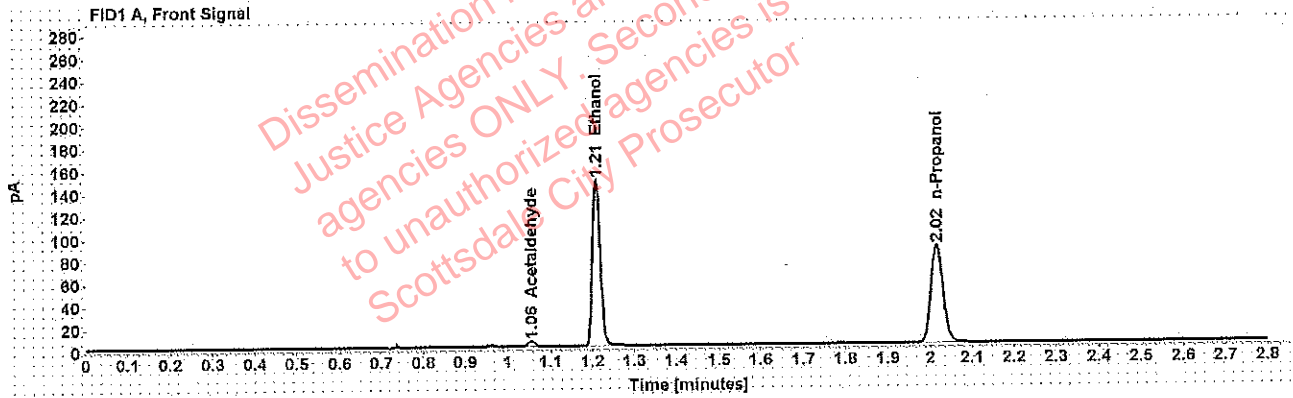


Table 1: FID 1 A (column DB-ALC1)

Compound	Amount (g/100mL)	Time (min)	Peak Area
Acetaldehyde	-----	1.056	4.941
>Ethanol	0.2711	1.209	189.139
n-Propanol	-----	2.016	174.220

Table 2: FID 2 B (column DB-ALC2)

Compound	Time (min)	Peak Area
Acetaldehyde	0.994	6.463
Ethanol	1.376	234.511
n-Propanol	2.471	213.408

Case: [REDACTED] : Adrian, William - (13-Jun-2019)

User: wadrian 6/13/2019

Scottsdale Police Department Crime Lab Volatiles Analysis

Sample:	[REDACTED]	Vial:	17
Description:	[REDACTED]	LIMS ID:	[REDACTED]
Method:	ethanol.quant.M	Sequence:	11Jun19
Instrument:	US14173023 CN14160045	Injection date:	6/11/2019 2:44:15 PM
Data file:	C:\Chem32\1\Data\11Jun19\17.D	Analyst:	Adrian

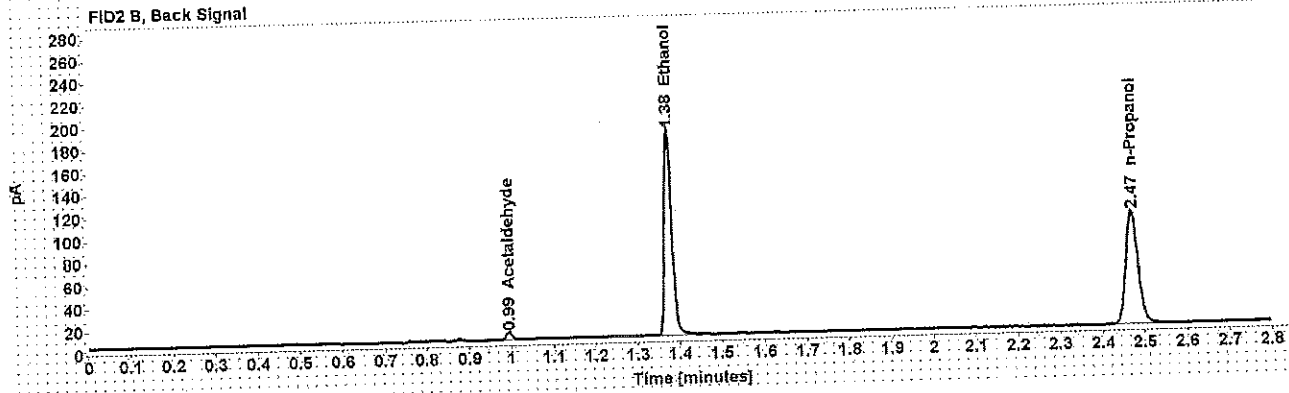
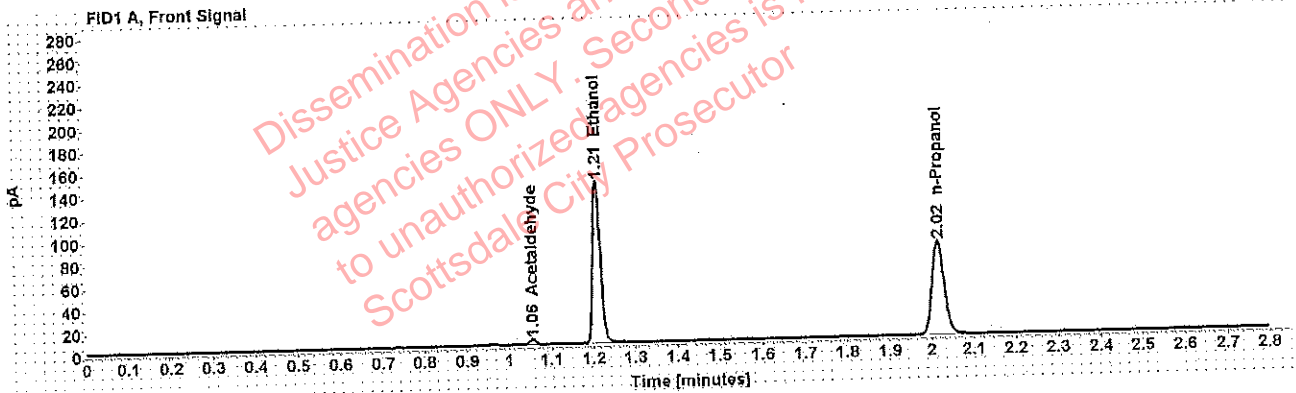


Table 1: FID 1 A (column DB-ALC1)

Compound	Amount (g/100mL)	Time (min)	Peak Area
Acetaldehyde	-----	1.055	4.915
>Ethanol	0.2756	1.209	183.246
n-Propanol	-----	2.016	166.000

Table 2: FID 2 B (column DB-ALC2)

Compound	Time (min)	Peak Area
Acetaldehyde	0.994	6.438
Ethanol	1.375	229.076
n-Propanol	2.471	203.186

Adrian, William - (13-Jun-2019)

Case: [REDACTED] User: wadrian 6/13/2019

Scottsdale Police Department Crime Lab Volatiles Analysis

Sample:	[REDACTED]	Vial:	18
Description:	[REDACTED]	LIMS ID:	[REDACTED]
Method:	ethanol quant.M	Sequence:	11Jun19
Instrument:	US14173023 CN14160045	Injection date:	6/11/2019 2:48:14 PM
Data file:	C:\Chem32\1\Data\11Jun19\18.D	Analyst:	Adrian

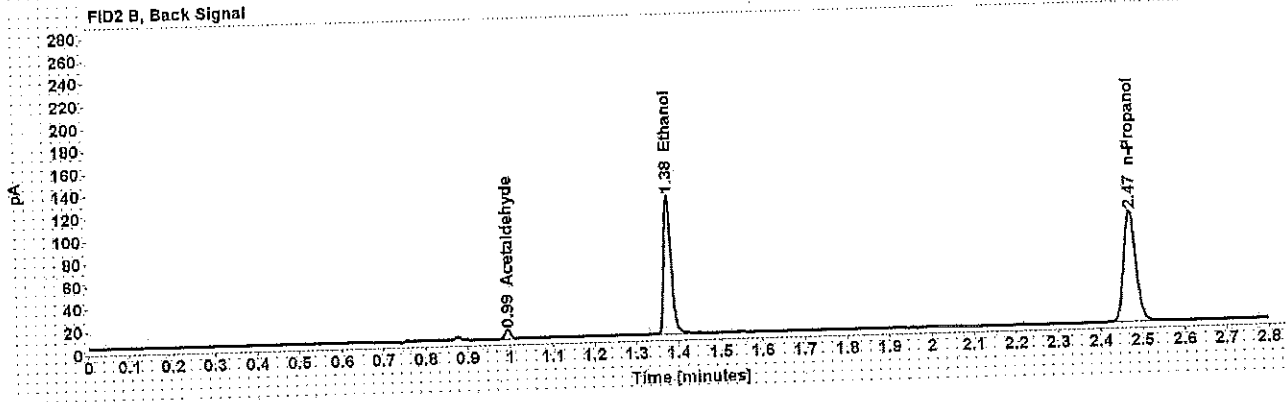
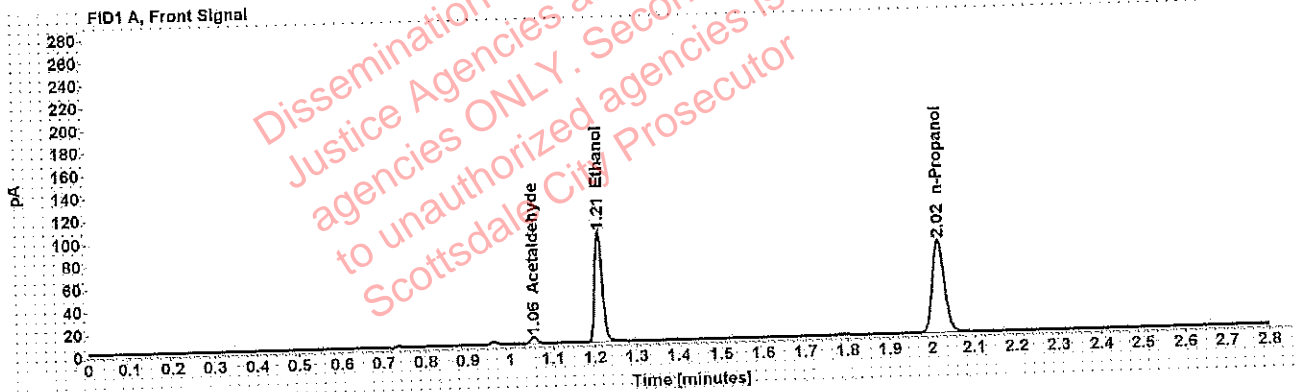


Table 1: FID 1 A (column DB-ALC1)

Compound	Amount (g/100mL)	Time (min)	Peak Area
Acetaldehyde	-----	1.055	5.837
>Ethanol	0.1902	1.210	124.581
n-Propanol	-----	2.016	163.740

Table 2: FID 2 B (column DB-ALC2)

Compound	Time (min)	Peak Area
Acetaldehyde	0.994	7.664
Ethanol	1.376	153.667
n-Propanol	2.471	200.185

Adrian, William - (13-Jun-2019)

Case: [REDACTED] User: wadrian 6/13/2019

Scottsdale Police Department Crime Lab Volatiles Analysis

Sample:	[REDACTED]	Vial:	19
Description:	[REDACTED]	LIMS ID:	[REDACTED]
Method:	ethanol quant.M	Sequence:	11Jun19
Instrument:	US14173023 CN14160045	Injection date:	6/11/2019 2:52:30 PM
Data file:	C:\Chem32\1\Data\11Jun19\19.D	Analyst:	Adrian

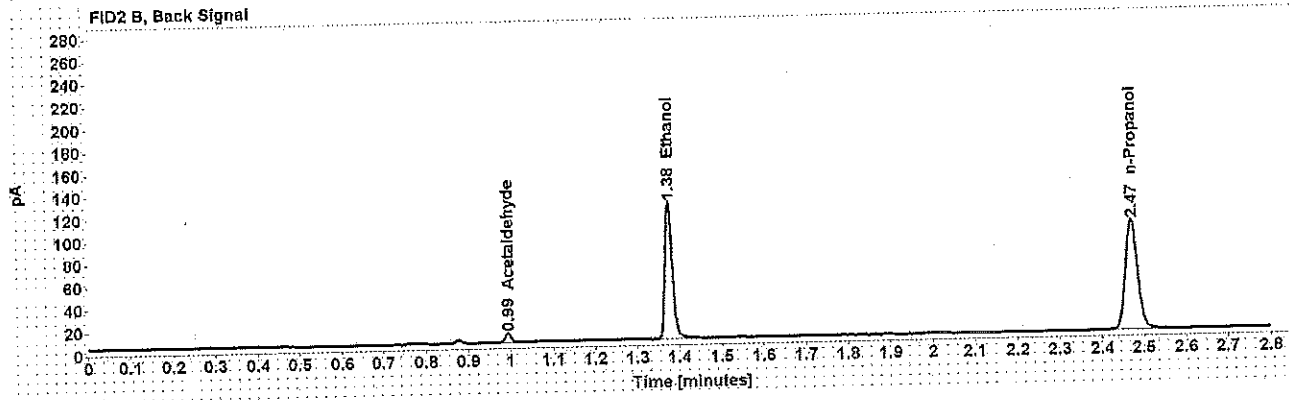
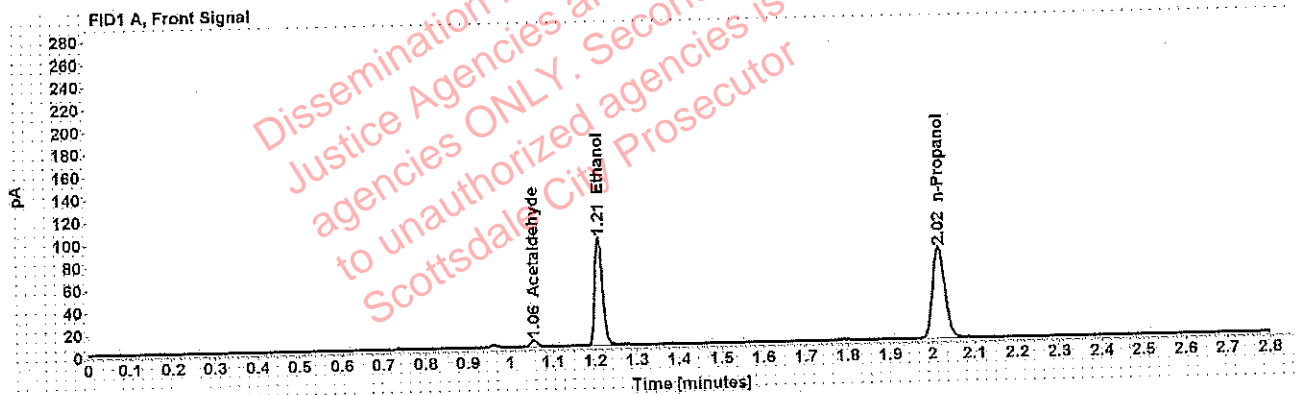


Table 1: FID 1 A (column DB-ALC1)

Compound	Amount (g/100mL)	Time (min)	Peak Area
Acetaldehyde	-----	1.055	5.830
>Ethanol	0.1892	1.209	122.651
n-Propanol	-----	2.016	162.048

Table 2: FID 2 B (column DB-ALC2)

Compound	Time (min)	Peak Area
Acetaldehyde	0.994	7.628
Ethanol	1.375	151.100
n-Propanol	2.471	198.003

Adrian, William - (13-Jun-2019)

Case: User: wadrian 6/13/2019

Scottsdale Police Department Crime Lab Volatiles Analysis

Sample:		Vial:	21
Description:		LIMS ID:	
Method:	ethanol quant.M	Sequence:	11Jun19
Instrument:	US14173023 CN14160045	Injection date:	6/11/2019 3:00:30 PM
Data file:	C:\Chem32\1\Data\11Jun19\21.D	Analyst:	Adrian

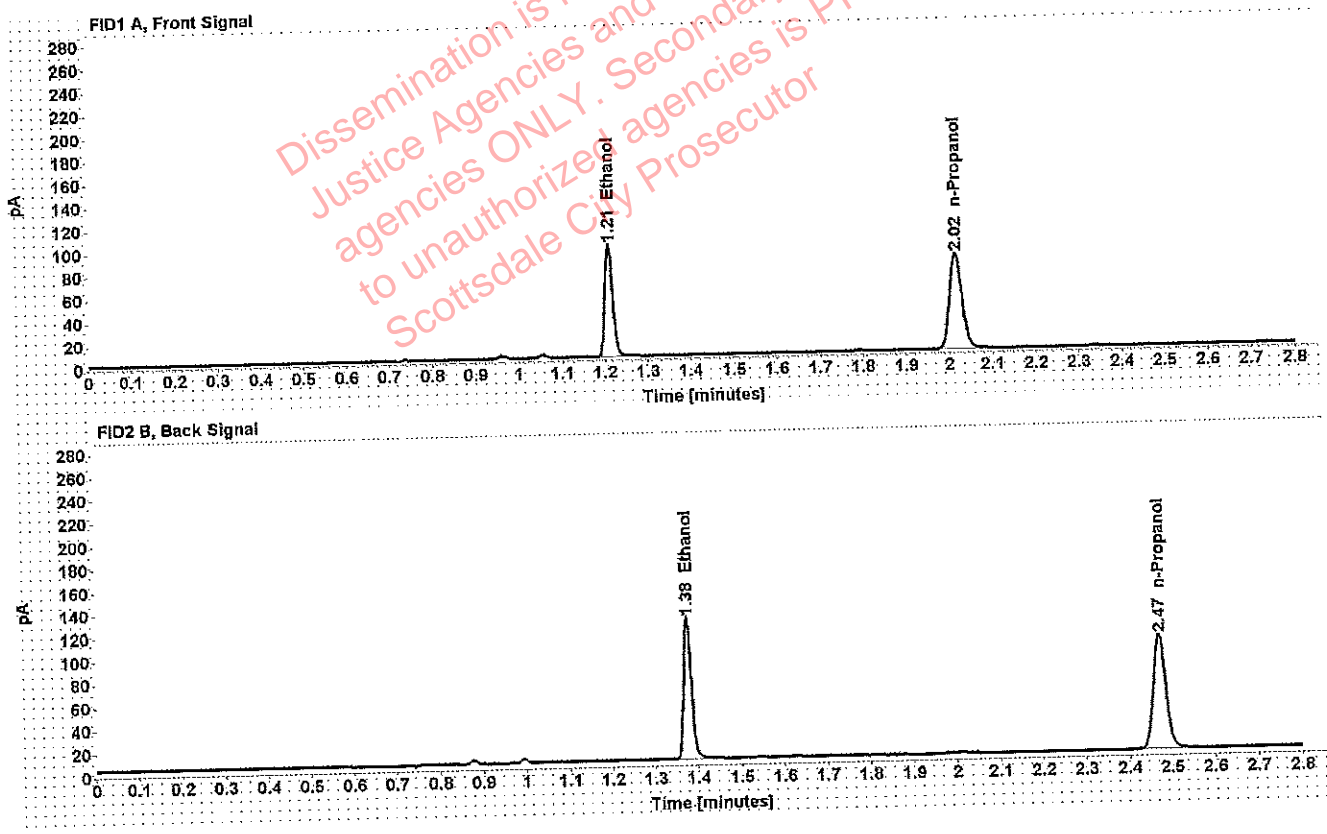


Table 1: FID 1 A (column DB-ALC1)

Compound	Amount (g/100mL)	Time (min)	Peak Area
>Ethanol	0.1878	1.209	124.678
n-Propanol	-----	2.016	165.974

Table 2: FID 2 B (column DB-ALC2)

Compound	Time (min)	Peak Area
Ethanol	1.375	156.119
n-Propanol	2.471	202.864

Adrian, William - (13-Jun-2019)

Case: [REDACTED] User: wadrian 6/13/2019

Scottsdale Police Department Crime Lab Volatiles Analysis

Sample:	[REDACTED]	Vial:	22
Description:	[REDACTED]	LIMS ID:	[REDACTED]
Method:	ethanol quant.M	Sequence:	11Jun19
Instrument:	US14173023 CN14160045	Injection date:	6/11/2019 3:04:29 PM
Data file:	C:\Chem32\1\Data\11Jun19\22.D	Analyst:	Adrian

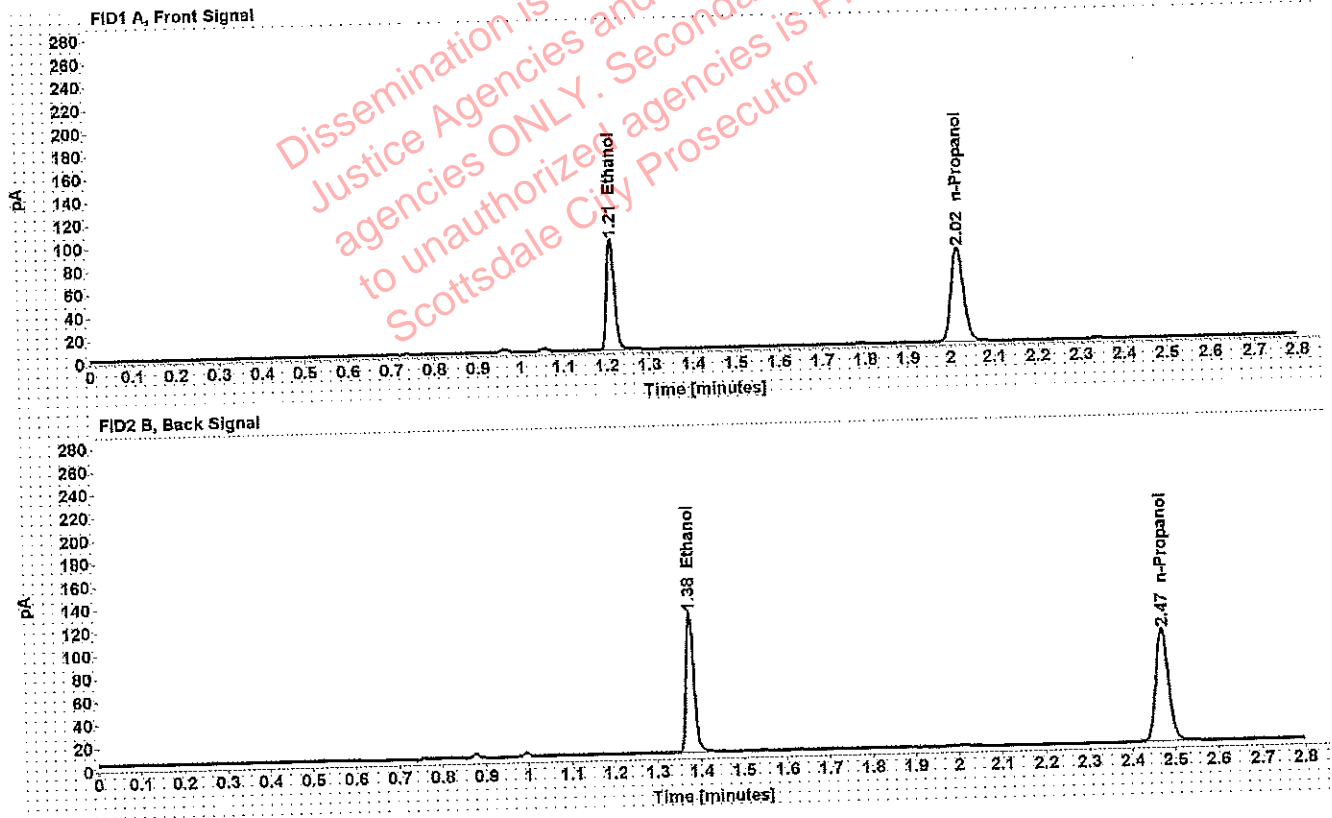


Table 1: FID 1 A (column DB-ALC1)

Compound	Amount (g/100mL)	Time (min)	Peak Area
>Ethanol	0.1886	1.209	122.610
n-Propanol	-----	2.016	162.570

Table 2: FID 2 B (column DB-ALC2)

Compound	Time (min)	Peak Area
Ethanol	1.375	153.337
n-Propanol	2.470	198.919

Adrian, William - (13-Jun-2019)

Case: User: wadrian 6/13/2019

Scottsdale Police Department Crime Lab Volatiles Analysis

Sample:		Vial:	23
Description:		LIMS ID:	
Method:	ethanol quant.M	Sequence:	11Jun19
Instrument:	US14173023 CN14160045	Injection date:	6/11/2019 3:08:30 PM
Data file:	C:\Chem32\1\Data\11Jun19\23.D	Analyst:	Adrian

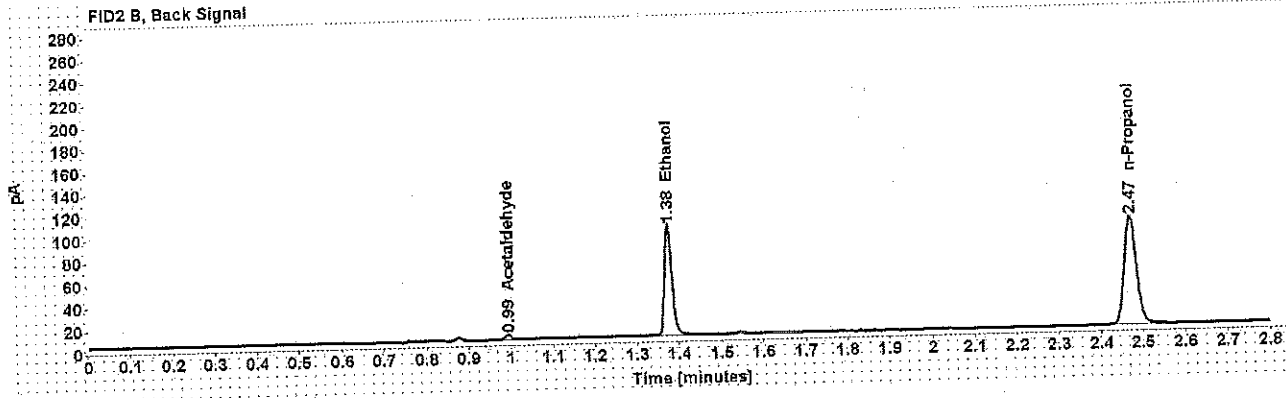
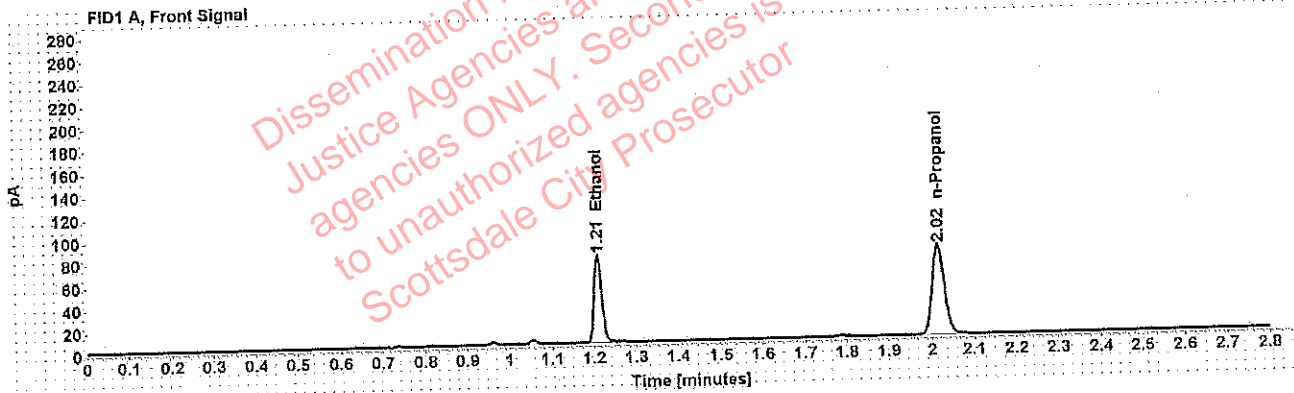


Table 1: FID 1 A (column DB-ALC1)

Compound	Amount (g/100mL)	Time (min)	Peak Area
>Ethanol	0.1554	1.210	98.845
n-Propanol	-----	2.016	159.123

Table 2: FID 2 B (column DB-ALC2)

Compound	Time (min)	Peak Area
Acetaldehyde	0.994	4.224
Ethanol	1.375	122.075
n-Propanol	2.470	194.572

Adrian, William - (13-Jun-2019)

Case: [REDACTED] User: wadrian 6/13/2019

Scottsdale Police Department Crime Lab Volatiles Analysis

Sample:	[REDACTED]	Vial:	24
Description:	[REDACTED]	LIMS ID:	[REDACTED]
Method:	ethanol quant.M	Sequence:	11Jun19
Instrument:	US14173023 CN14160045	Injection date:	6/11/2019 3:12:30 PM
Data file:	C:\Chem32\11\Data\11Jun19\24.D	Analyst:	Adrian

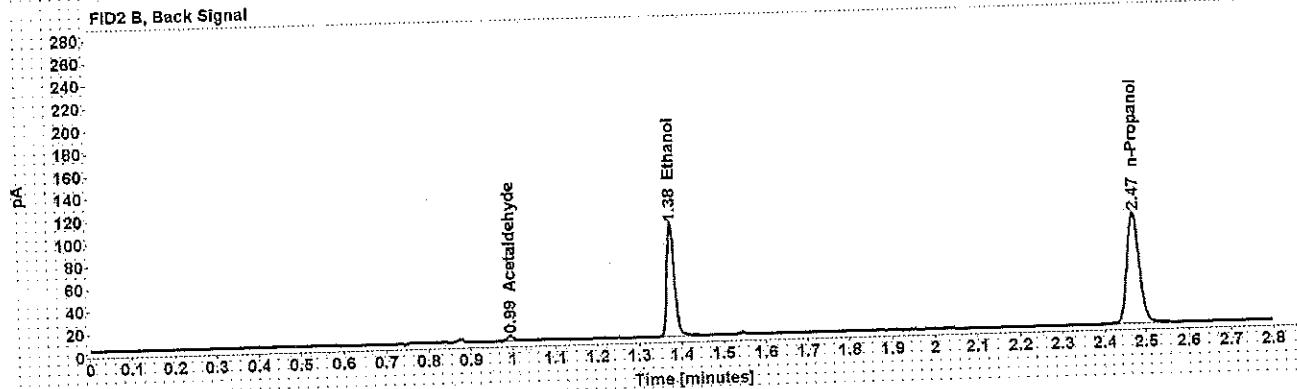
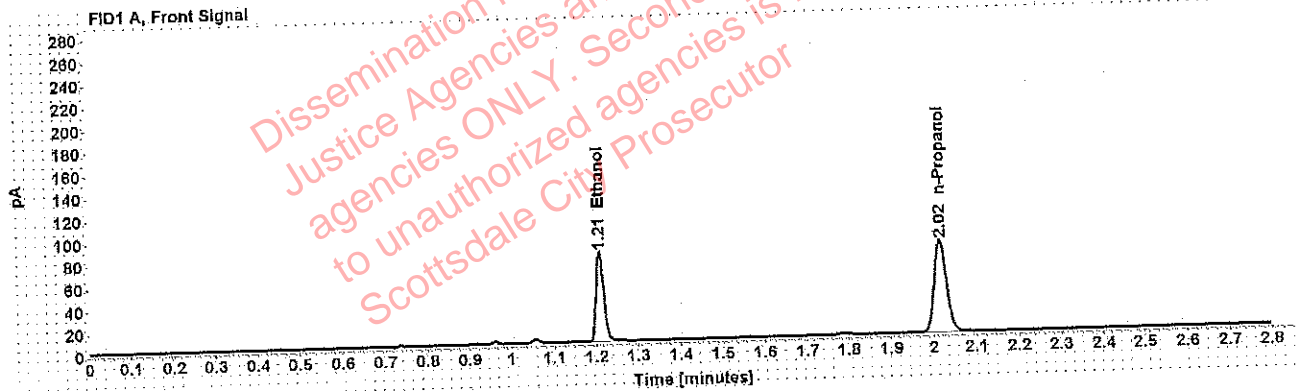


Table 1: FID 1 A (column DB-ALC1)

Compound	Amount (g/100mL)	Time (min)	Peak Area
>Ethanol	0.1554	1.210	102.010
n-Propanol	-----	2.016	164.263

Table 2: FID 2 B (column DB-ALC2)

Compound	Time (min)	Peak Area
Acetaldehyde	0.994	4.348
Ethanol	1.375	125.909
n-Propanol	2.471	200.986

Adrian, William - (13-Jun-2019)

Case: [REDACTED] User: wadrian 6/13/2019

Scottsdale Police Department Crime Lab Volatiles Analysis

Sample: [REDACTED] Vial: 25
Description: [REDACTED] LIMS ID: [REDACTED]
Method: ethanol quant.M Sequence: 11Jun19
Instrument: US14173023 CN14160045 Injection date: 6/11/2019 3:16:44 PM
Data file: C:\Chem32\1\Data\11Jun19\25.D Analyst: Adrian

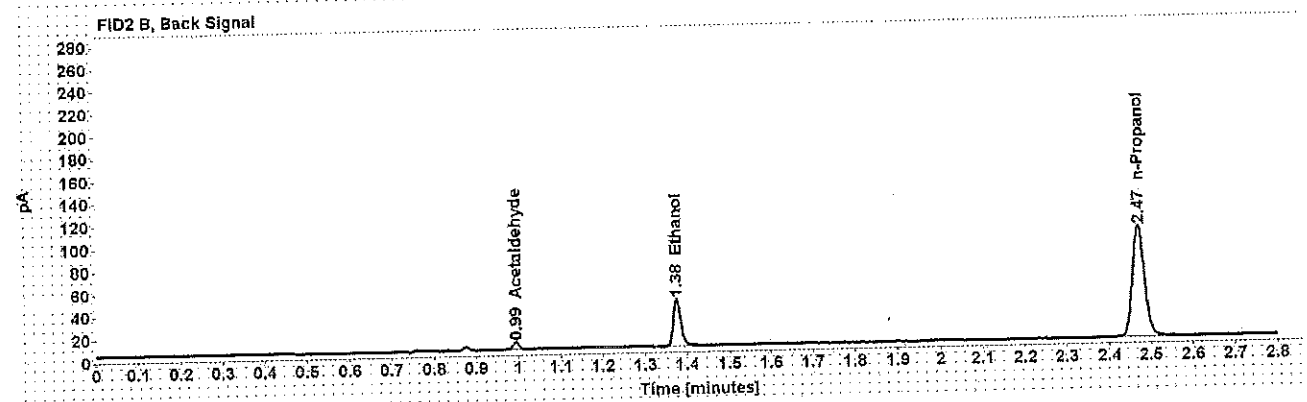
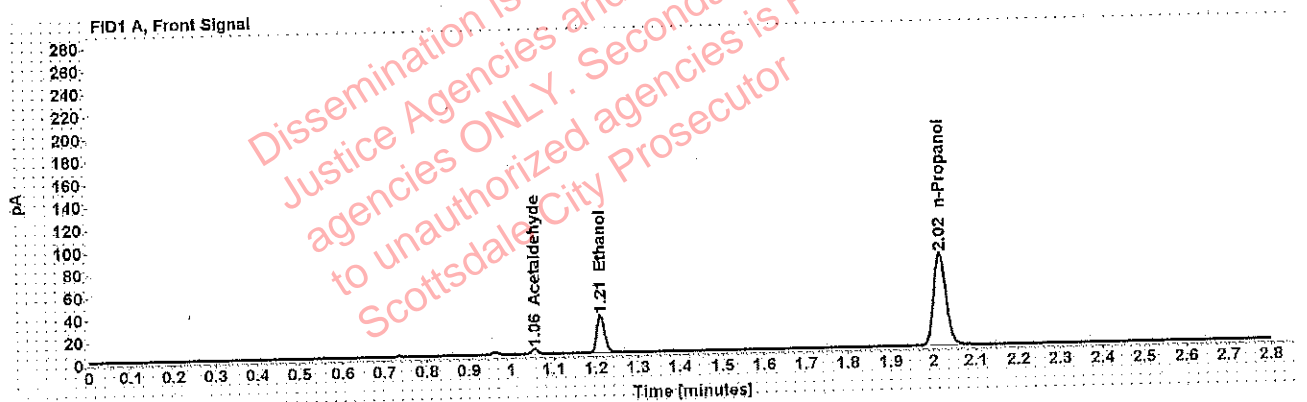


Table 1: FID 1 A (column DB-ALC1)

Compound	Amount (g/100mL)	Time (min)	Peak Area
Acetaldehyde	-----	1.055	4.582
>Ethanol	0.0661	1.211	42.976
n-Propanol	-----	2.016	163.673

Table 2: FID 2 B (column DB-ALC2)

Compound	Time (min)	Peak Area
Acetaldehyde	0.994	5.991
Ethanol	1.376	52.490
n-Propanol	2.471	200.244

Adrian, William - (13-Jun-2019)

Case: [REDACTED] User: wadrian 6/13/2019

Scottsdale Police Department Crime Lab Volatiles Analysis

Sample:	[REDACTED]	Vial:	26
Description:	[REDACTED]	LIMS ID:	[REDACTED]
Method:	ethanol quant.M	Sequence:	11Jun19
Instrument:	US14173023 CN14160045	Injection date:	6/11/2019 3:20:44 PM
Data file:	C:\Chem3211\Data\11Jun19\26.D	Analyst:	Adrian

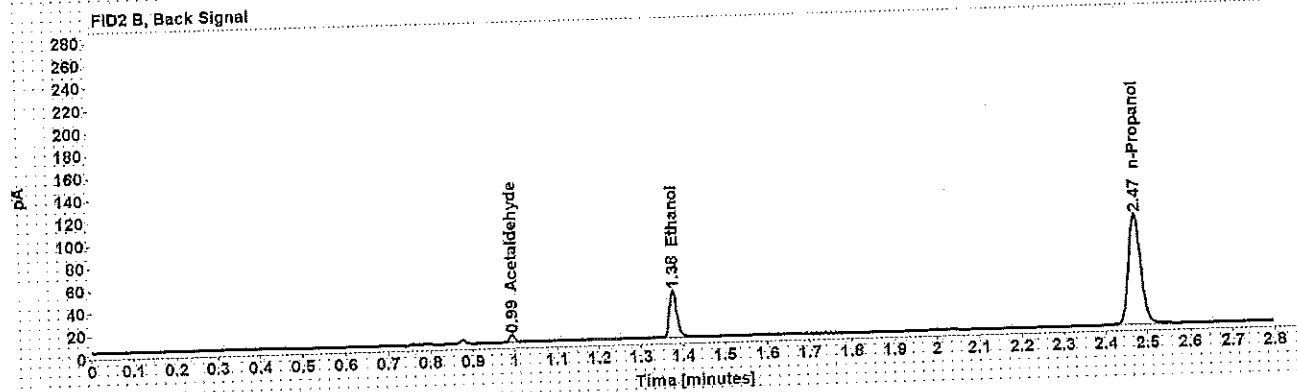
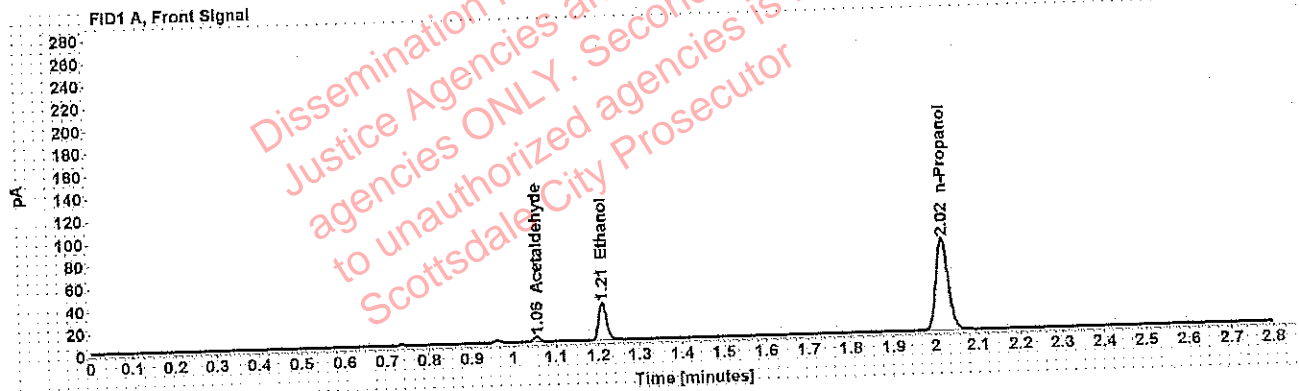


Table 1: FID 1 A (column DB-ALC1)

Compound	Amount (g/100mL)	Time (min)	Peak Area
Acetaldehyde	-----	1.055	4.611
>Ethanol	0.0658	1.211	42.761
n-Propanol	-----	2.016	163.833

Table 2: FID 2 B (column DB-ALC2)

Compound	Time (min)	Peak Area
Acetaldehyde	0.994	6.057
Ethanol	1.376	52.345
n-Propanol	2.471	200.539

Adrian, William - (13-Jun-2019)

Case: [REDACTED] User: wadrian 6/13/2019

Scottsdale Police Department Crime Lab Volatiles Analysis

Sample:	[REDACTED]	Vial:	27
Description:	[REDACTED]	LIMS ID:	[REDACTED]
Method:	ethanol quant.M	Sequence:	11Jun19
Instrument:	US14173023 CN14160045	Injection date:	6/11/2019 3:24:45 PM
Data file:	C:\Chem32\1\Data\11Jun19\27.D	Analyst:	Adrian

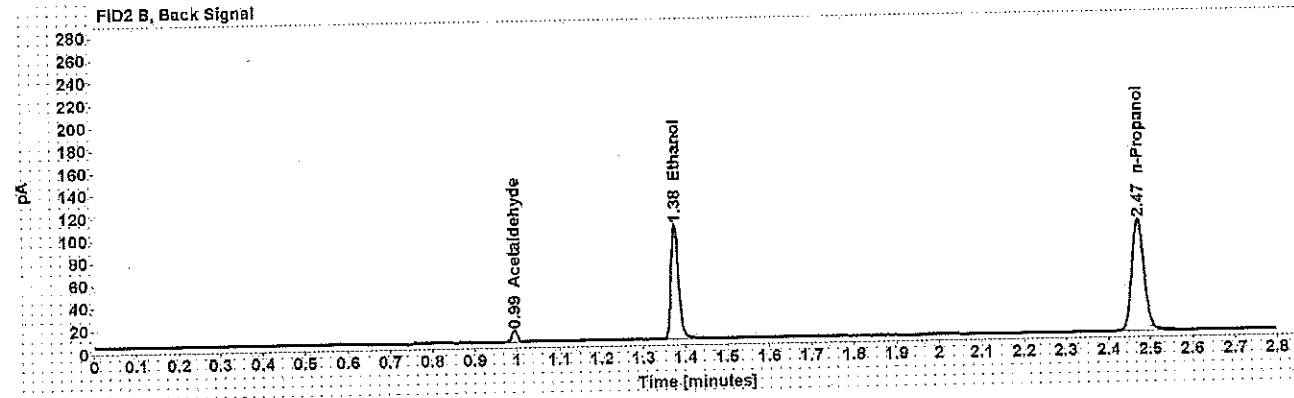
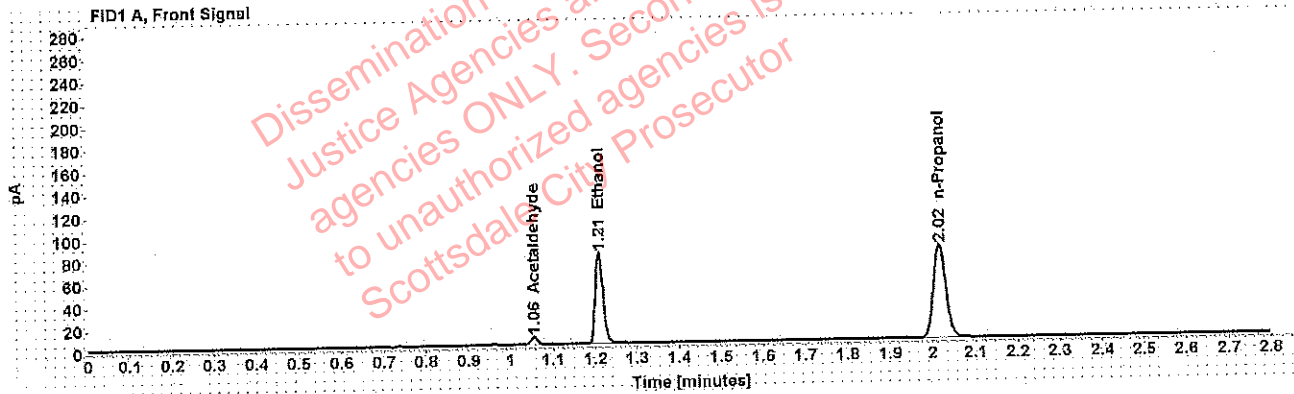


Table 1: FID 1 A (column DB-ALC1)

Compound	Amount (g/100mL)	Time (min)	Peak Area
Acetaldehyde	-----	1.055	7.292
>Ethanol	0.1549	1.210	102.845
n-Propanol	-----	2.016	166.116

Table 2: FID 2 B (column DB-ALC2)

Compound	Time (min)	Peak Area
Acetaldehyde	0.994	9.494
Ethanol	1.376	126.552
n-Propanol	2.471	203.193

Adrian, William - (13-Jun-2019)

Case: [REDACTED] User: wadrian 6/13/2019

Scottsdale Police Department Crime Lab Volatiles Analysis

Sample:	[REDACTED]	Vial:	28
Description:	[REDACTED]	LIMS ID:	[REDACTED]
Method:	ethanol quant.M	Sequence:	11Jun19
Instrument:	US14173023 CN14160045	Injection date:	6/11/2019 3:28:44 PM
Data file:	C:\Chem32\11\Data\11Jun19\28.D	Analyst:	Adrian

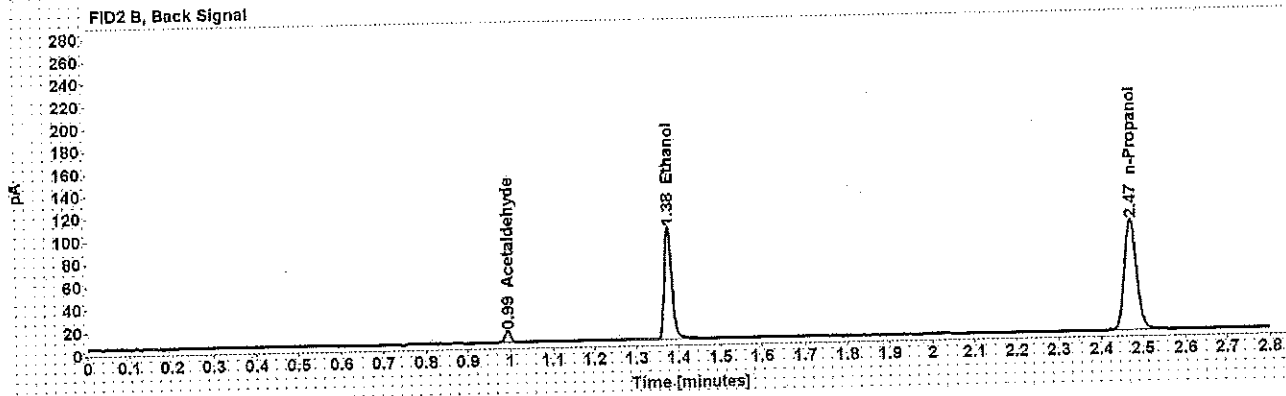
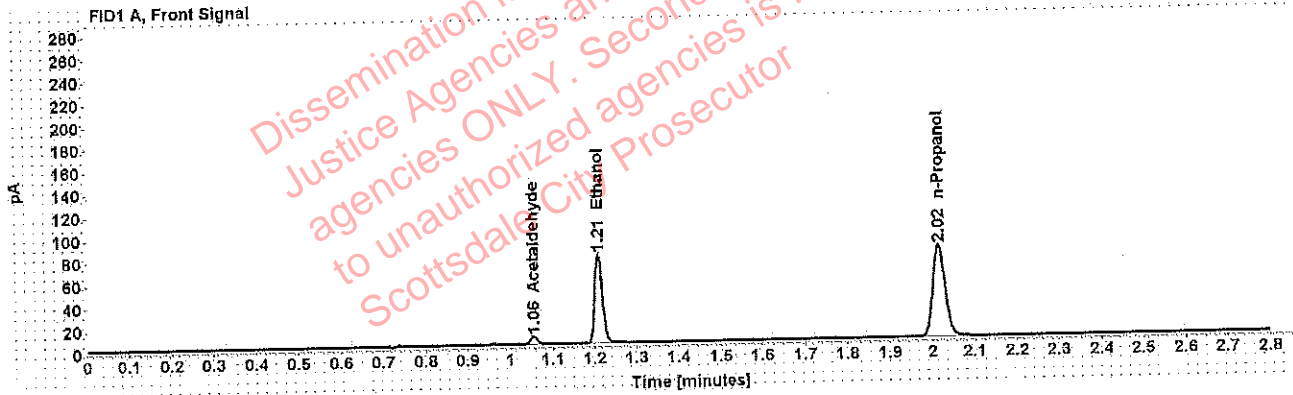


Table 1: FID 1 A (column DB-ALC1)

Compound	Amount (g/100mL)	Time (min)	Peak Area
Acetaldehyde	-----	1.055	7.289
>Ethanol	0.1547	1.210	100.190
n-Propanol	-----	2.016	162.106

Table 2: FID 2 B (column DB-ALC2)

Compound	Time (min)	Peak Area
Acetaldehyde	0.994	9.457
Ethanol	1.376	123.135
n-Propanol	2.471	198.414

Adrian, William - (13-Jun-2019)

Case: [REDACTED] User: wadrian 6/13/2019

Scottsdale Police Department Crime Lab Volatiles Analysis

Sample: [REDACTED] Vial: 29
Description: [REDACTED] LIMS ID: [REDACTED]
Method: ethanol quant.M Sequence: 11Jun19
Instrument: US14173023 CN14160045 Injection date: 6/11/2019 3:32:45 PM
Data file: C:\Chem32\1\Data\11Jun19\29.D Analyst: Adrian

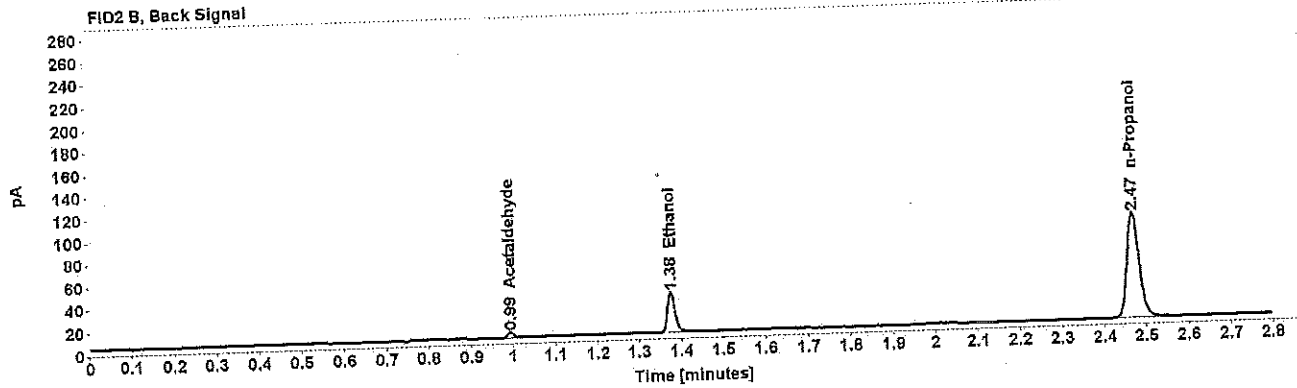
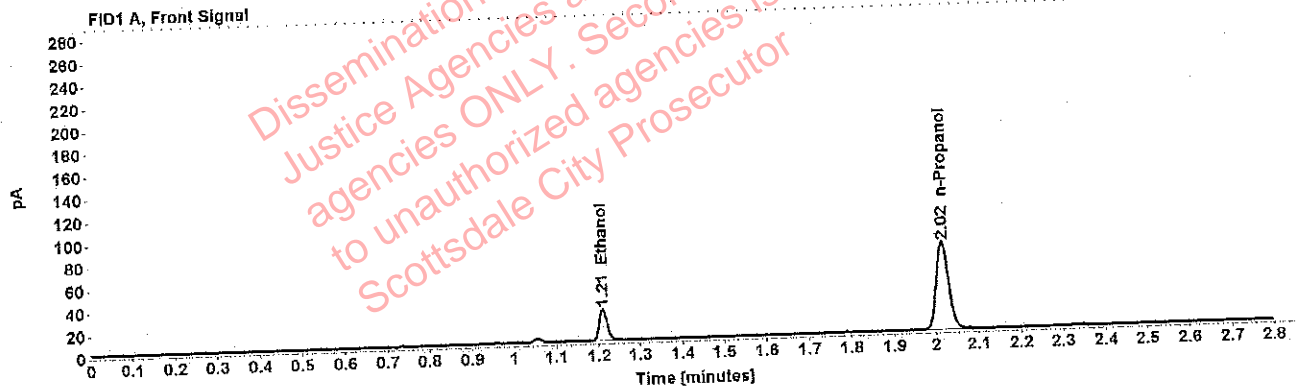


Table 1: FID 1 A (column DB-ALC1)

Compound	Amount (g/100mL)	Time (min)	Peak Area
>Ethanol	0.0588	1.211	36.151
n-Propanol	-----	2.016	155.089

Table 2: FID 2 B (column DB-ALC2)

Compound	Time (min)	Peak Area
Acetaldehyde	0.994	4.556
Ethanol	1.376	44.524
n-Propanol	2.470	190.479

Adrian, William - (13-Jun-2019)

Case: [REDACTED] User: wadrian 6/13/2019

Scottsdale Police Department Crime Lab Volatiles Analysis

Sample:	[REDACTED]	Vial:	30
Description:	[REDACTED]	LIMS ID:	[REDACTED]
Method:	ethanol quant.M	Sequence:	11Jun19
Instrument:	US14173023 CN14160045	Injection date:	6/11/2019 3:36:45 PM
Data file:	C:\Chem32\11\Data\11Jun19\30.D	Analyst:	Adrian

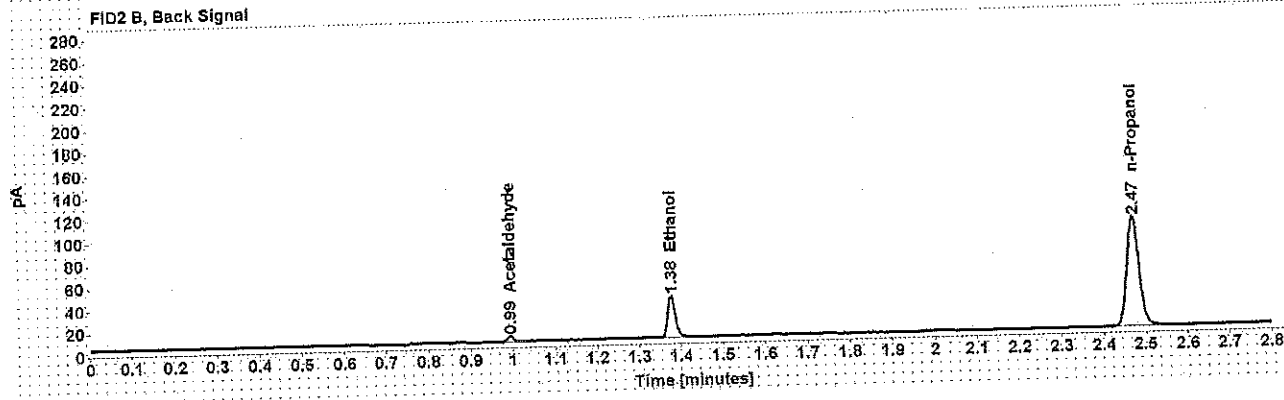
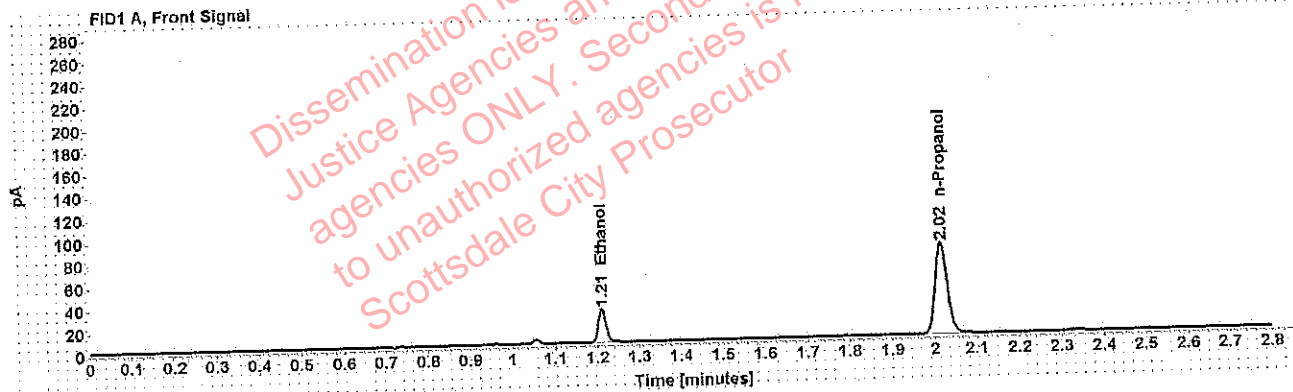


Table 1: FID 1 A (column DB-ALC1)

Compound	Amount (g/100mL)	Time (min)	Peak Area
>Ethanol	0.0589	1.211	37.662
n-Propanol	-----	2.016	161.248

Table 2: FID 2 B (column DB-ALC2)

Compound	Time (min)	Peak Area
Acetaldehyde	0.994	4.710
Ethanol	1.376	46.525
n-Propanol	2.471	198.001

Adrian, William - (13-Jun-2019)

Case: User: wadrian 6/13/2019

Scottsdale Police Department Crime Lab Volatiles Analysis

Sample:		Vial:	32
Description:		LIMS ID:	
Method:	ethanol quant.M	Sequence:	11Jun19
Instrument:	US14173023 CN14160045	Injection date:	6/11/2019 3:45:00 PM
Data file:	C:\Chem32\1\Data\11Jun19\32.D	Analyst:	Adrian

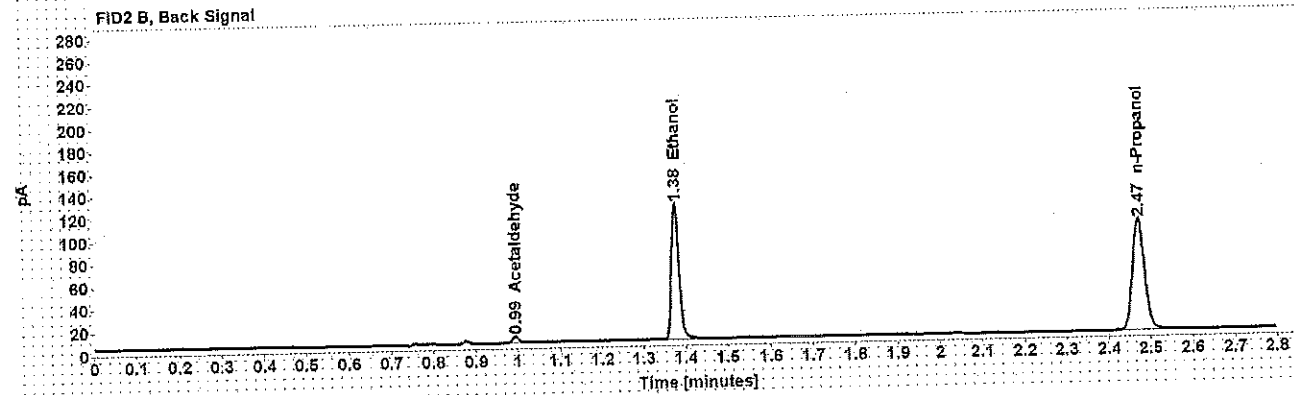
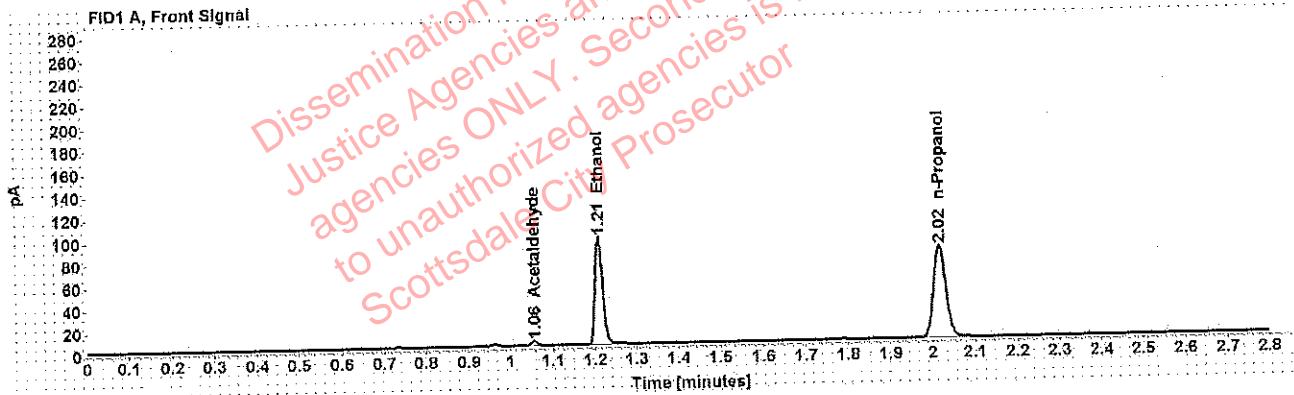


Table 1: FID 1 A (column DB-ALC1)

Compound	Amount (g/100mL)	Time (min)	Peak Area
Acetaldehyde	-----	1.056	4.082
>Ethanol	0.1854	1.210	121.536
n-Propanol	-----	2.016	163.891

Table 2: FID 2 B (column DB-ALC2)

Compound	Time (min)	Peak Area
Acetaldehyde	0.994	5.346
Ethanol	1.376	150.611
n-Propanol	2.471	200.625

Case: [REDACTED] : Adrian, William - (13-Jun-2019)

User: wadrian 6/13/2019

Scottsdale Police Department Crime Lab Volatiles Analysis

Sample:	[REDACTED]	Vial:	33
Description:	[REDACTED]	LIMS ID:	[REDACTED]
Method:	ethanol quant.M	Sequence:	11Jun19
Instrument:	US14173023 CN14160045	Injection date:	6/11/2019 3:49:00 PM
Data file:	C:\Chem32\1\Data\11Jun19\33.D	Analyst:	Adrian

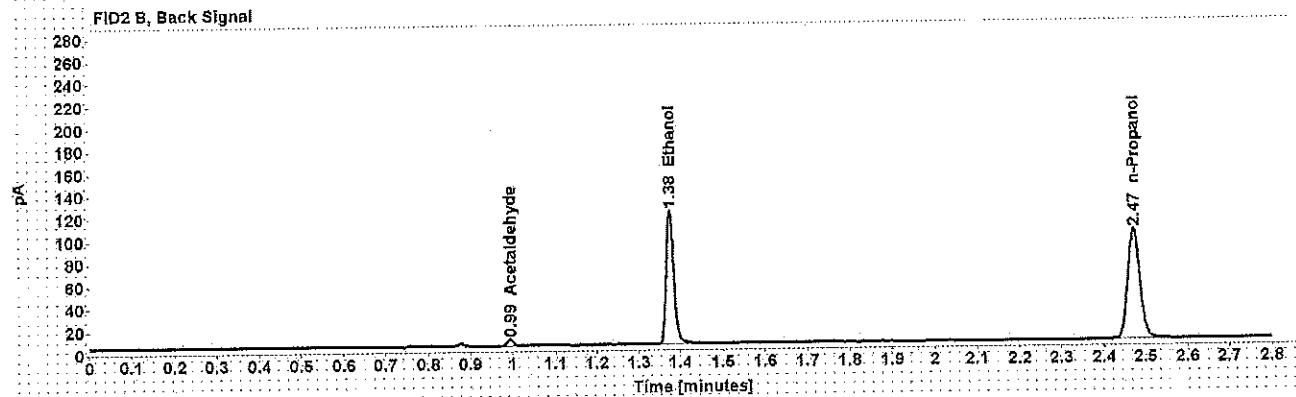
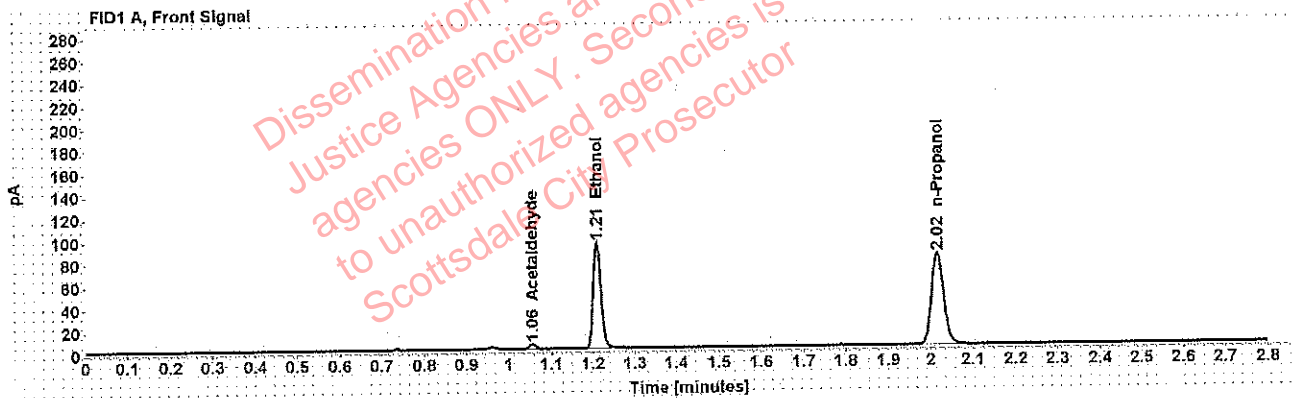


Table 1: FID 1 A (column DB-ALC1)

Compound	Amount (g/100mL)	Time (min)	Peak Area
Acetaldehyde	-----	1.055	4.157
>Ethanol	0.1845	1.210	119.984
n-Propanol	-----	2.016	162.593

Table 2: FID 2 B (column DB-ALC2)

Compound	Time (min)	Peak Area
Acetaldehyde	0.994	5.435
Ethanol	1.376	148.206
n-Propanol	2.471	199.193

Adrian, William - (13-Jun-2019)

Case: [REDACTED] User: wadrian 6/13/2019

Scottsdale Police Department Crime Lab Volatiles Analysis

Sample:	[REDACTED]	Vial:	34
Description:	[REDACTED]	LIMS ID:	[REDACTED]
Method:	ethanol quant.M	Sequence:	11Jun19
Instrument:	US14173023 CN14160045	Injection date:	6/11/2019 3:53:00 PM
Data file:	C:\Chem32\1\Data\11Jun19\34.D	Analyst:	Adrian

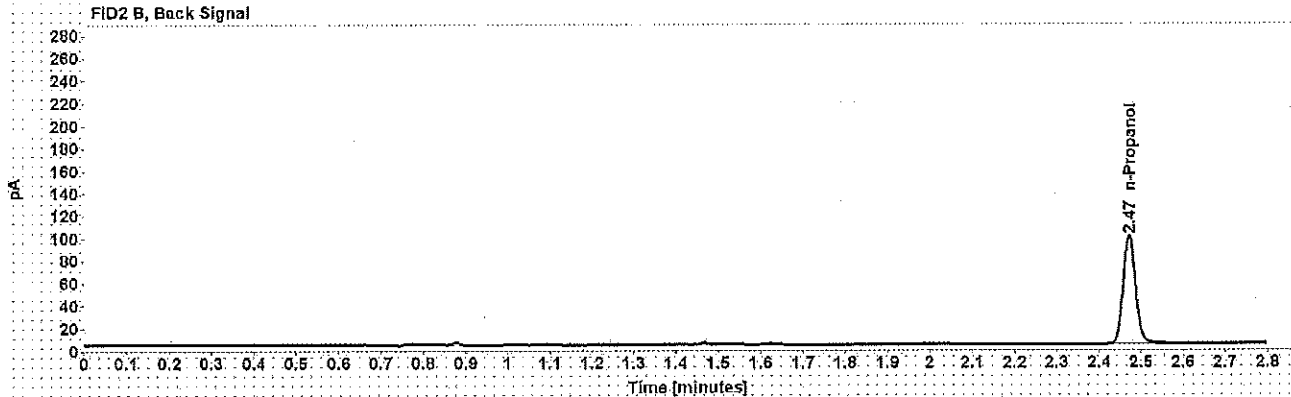
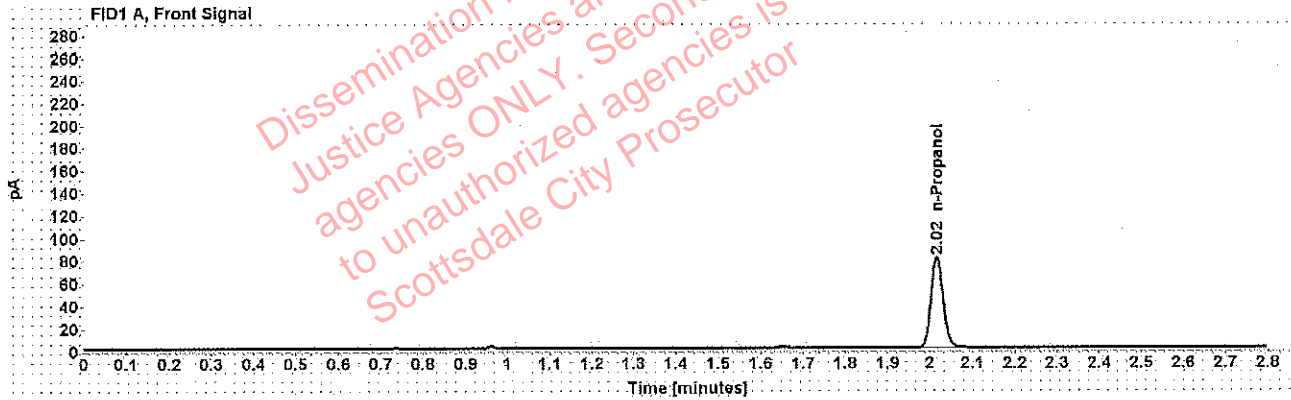


Table 1: FID 1 A (column DB-ALC1)

Compound	Amount (g/100mL)	Time (min)	Peak Area
n-Propanol	-----	2.016	160.556

Table 2: FID 2 B (column DB-ALC2)

Compound	Time (min)	Peak Area
n-Propanol	2.471	196.837

Adrian, William - (13-Jun-2019)

Case: [REDACTED] User: wadrian 6/13/2019

Scottsdale Police Department Crime Lab Volatiles Analysis

Sample:	[REDACTED]	Vial:	35
Description:	[REDACTED]	LIMS ID:	[REDACTED]
Method:	ethanol.quant.M	Sequence:	11Jun19
Instrument:	US14173023 CN14160045	Injection date:	6/11/2019 3:56:59 PM
Data file:	C:\Chem32\1\Data\11Jun19\35.D	Analyst:	Adrian

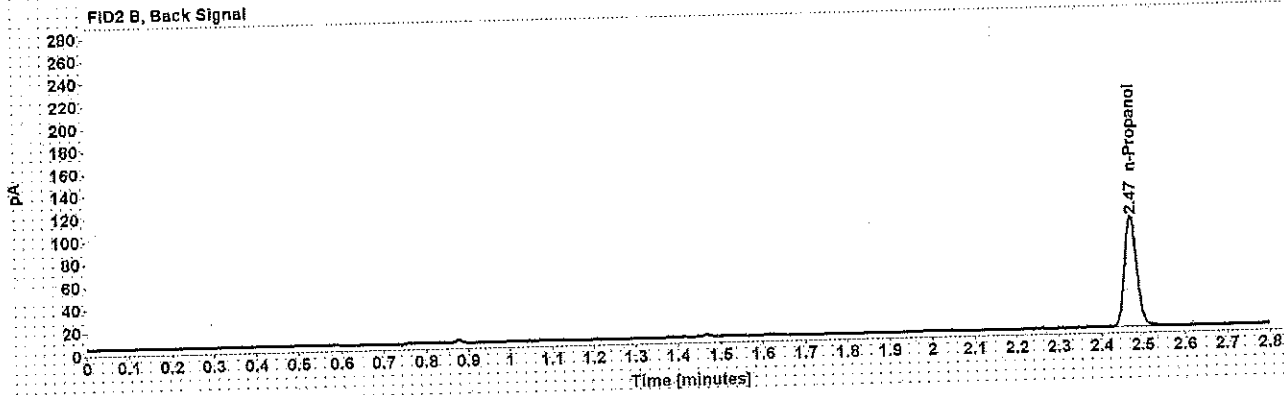
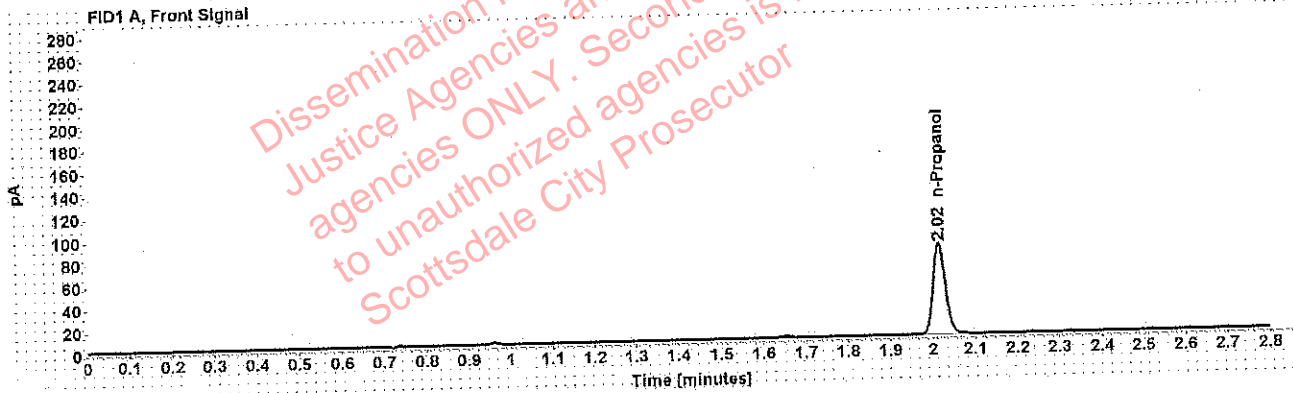


Table 1: FID 1 A (column DB-ALC1)

Compound	Amount (g/100mL)	Time (min)	Peak Area
n-Propanol	-----	2.016	161.598

Table 2: FID 2 B (column DB-ALC2)

Compound	Time (min)	Peak Area
n-Propanol	2.471	198.145

Adrian, William - (13-Jun-2019)

Case: [REDACTED] User: wadrian 6/13/2019

Scottsdale Police Department Crime Lab Volatiles Analysis

Sample:	[REDACTED]	Vial:	36
Description:	[REDACTED]	LIMS ID:	[REDACTED]
Method:	ethanol quant.M	Sequence:	11Jun19
Instrument:	US14173023 CN14160045	Injection date:	6/11/2019 4:01:00 PM
Data file:	C:\Chem32\1\Data\11Jun19\36.D	Analyst:	Adrian

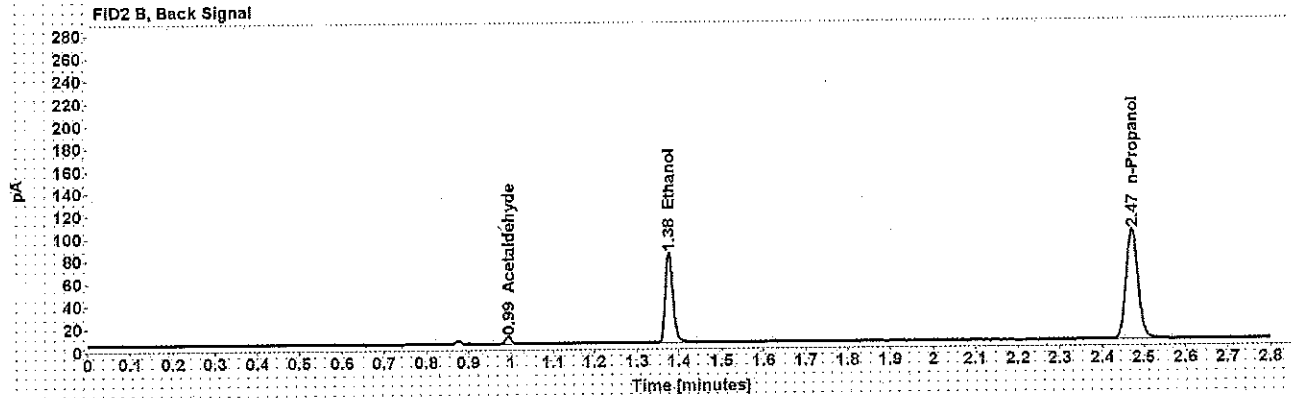
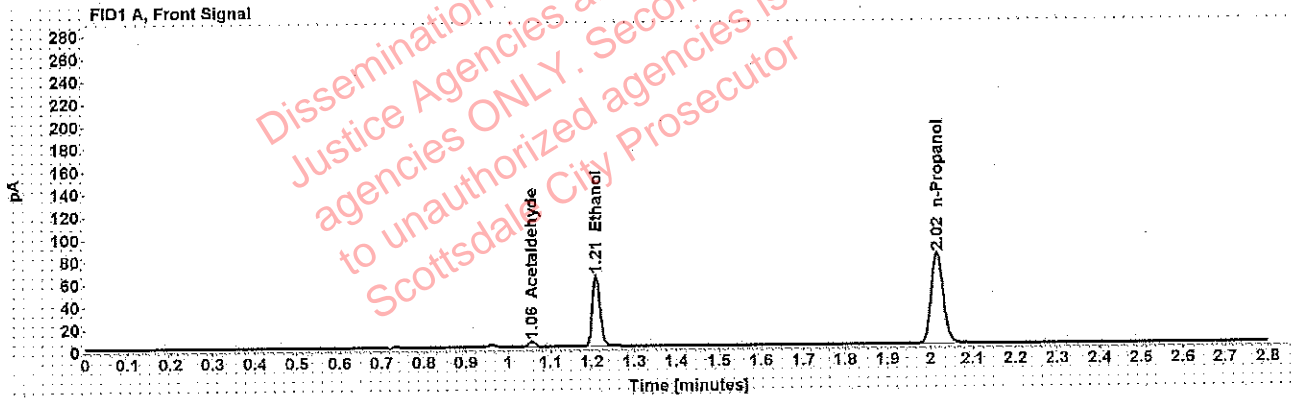


Table 1: FID 1 A (column DB-ALC1)

Compound	Amount (g/100mL)	Time (min)	Peak Area
Acetaldehyde	-----	1.055	4.874
>Ethanol	0.1249	1.210	80.694
n-Propanol	-----	2.016	161.816

Table 2: FID 2 B (column DB-ALC2)

Compound	Time (min)	Peak Area
Acetaldehyde	0.994	6.411
Ethanol	1.376	99.364
n-Propanol	2.471	198.409

Adrian, William - (13-Jun-2019)

Case: [REDACTED] User: wadrian 6/13/2019

Scottsdale Police Department Crime Lab Volatiles Analysis

Sample: [REDACTED] Vial: 37
Description: [REDACTED] LIMS ID: [REDACTED]
Method: ethanol quant.M Sequence: 11Jun19
Instrument: US14173023 CN14160045 Injection date: 6/11/2019 4:05:15 PM
Data file: C:\Chem32\1\Data\11Jun19\37.D Analyst: Adrian

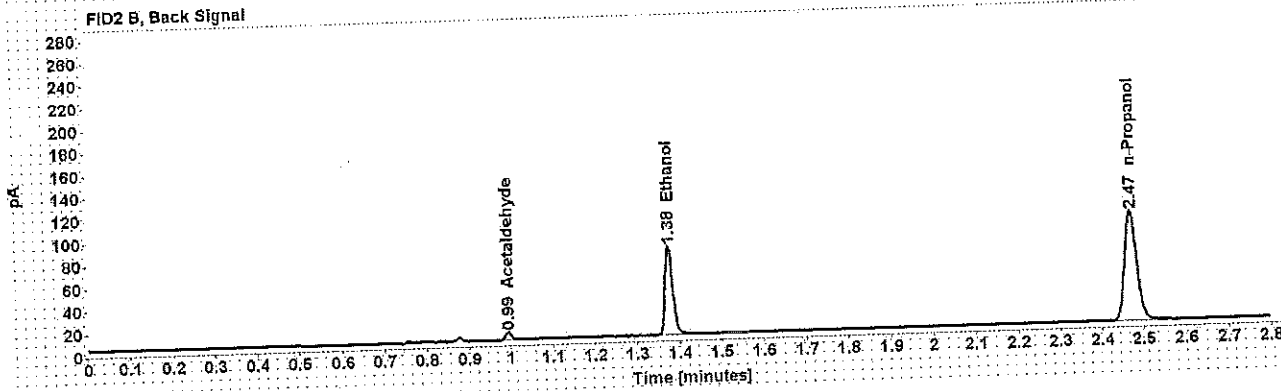
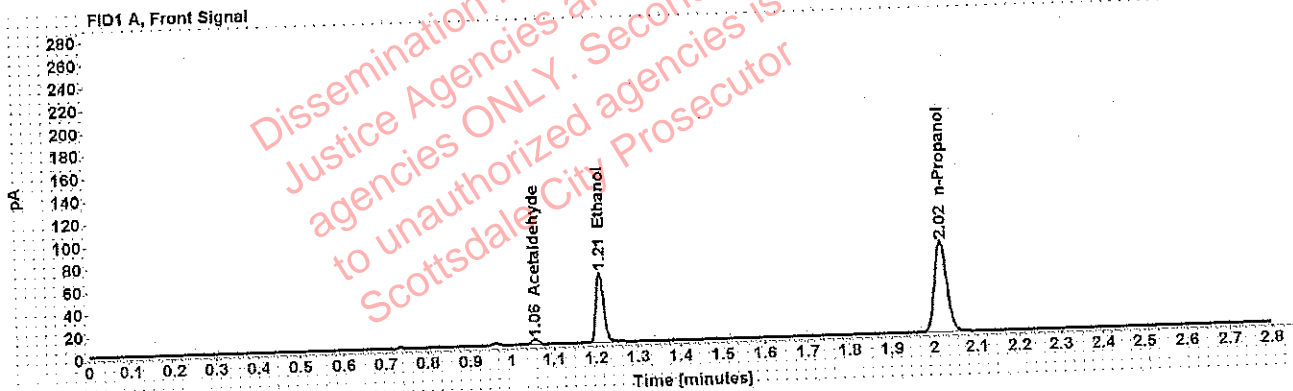


Table 1: FID 1 A (column DB-ALC1)

Compound	Amount (g/100mL)	Time (min)	Peak Area
Acetaldehyde	-----	1.055	4.942
>Ethanol	0.1242	1.210	80.040
n-Propanol	-----	2.016	161.507

Table 2: FID 2 B (column DB-ALC2)

Compound	Time (min)	Peak Area
Acetaldehyde	0.994	6.504
Ethanol	1.376	98.435
n-Propanol	2.471	197.874

Adrian, William - (13-Jun-2019)

Case: [REDACTED] User: wadrian 6/13/2019

Scottsdale Police Department Crime Lab Volatiles Analysis

Sample:	[REDACTED]	Vial:	38
Description:	[REDACTED]	LIMS ID:	[REDACTED]
Method:	ethanol quant.M	Sequence:	11Jun19
Instrument:	US14173023 CN14160045	Injection date:	6/11/2019 4:09:14 PM
Data file:	C:\Chem32\1\Data\11Jun19\38.D	Analyst:	Adrian

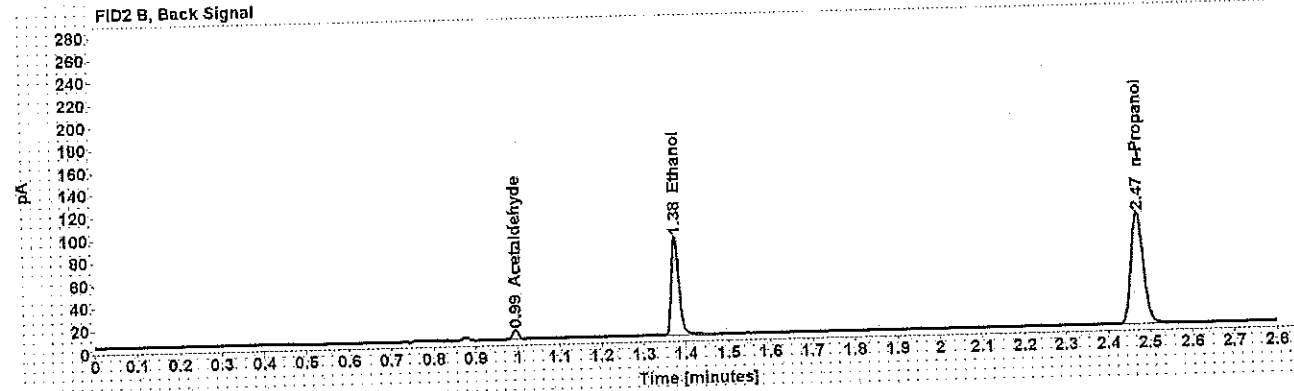
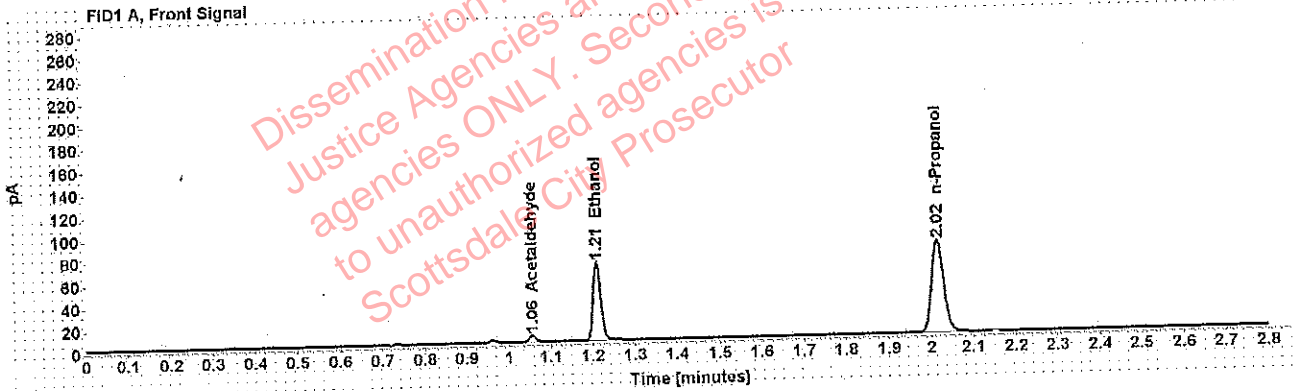


Table 1: FID 1 A (column DB-ALC1)

Compound	Amount (g/100mL)	Time (min)	Peak Area
Acetaldehyde	-----	1.055	5.962
>Ethanol	0.1351	1.210	88.550
n-Propanol	-----	2.016	164.186

Table 2: FID 2 B (column DB-ALC2)

Compound	Time (min)	Peak Area
Acetaldehyde	0.994	7.806
Ethanol	1.376	108.987
n-Propanol	2.471	201.194

Adrian, William - (13-Jun-2019)

Case: [REDACTED] User: wadrian 6/13/2019

Scottsdale Police Department Crime Lab Volatiles Analysis

Sample:	[REDACTED]	Vial:	39
Description:	[REDACTED]	LIMS ID:	[REDACTED]
Method:	ethanol quant.M	Sequence:	11Jun19
Instrument:	US14173023 CN14160045	Injection date:	6/11/2019 4:13:15 PM
Data file:	C:\Chem32\1\Data\11Jun19\39.D	Analyst:	Adrian

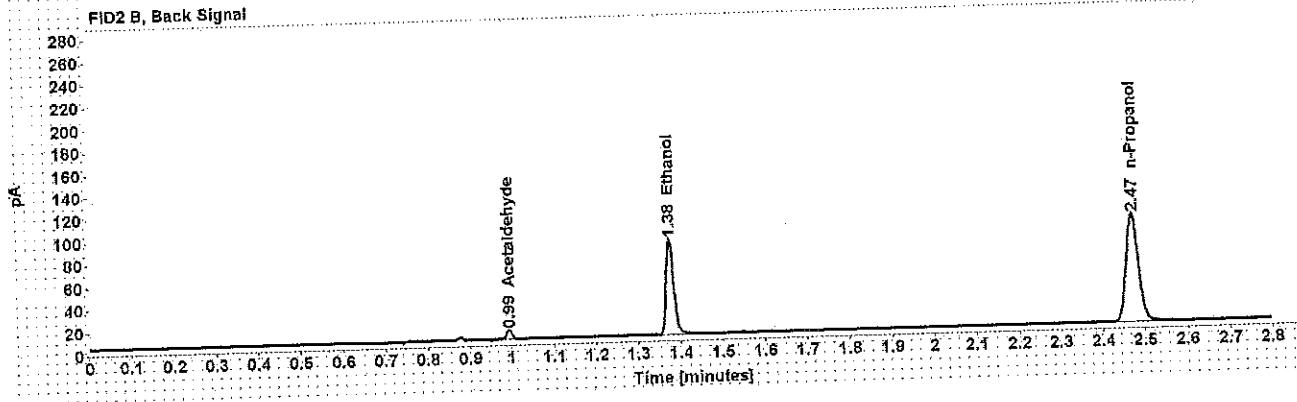
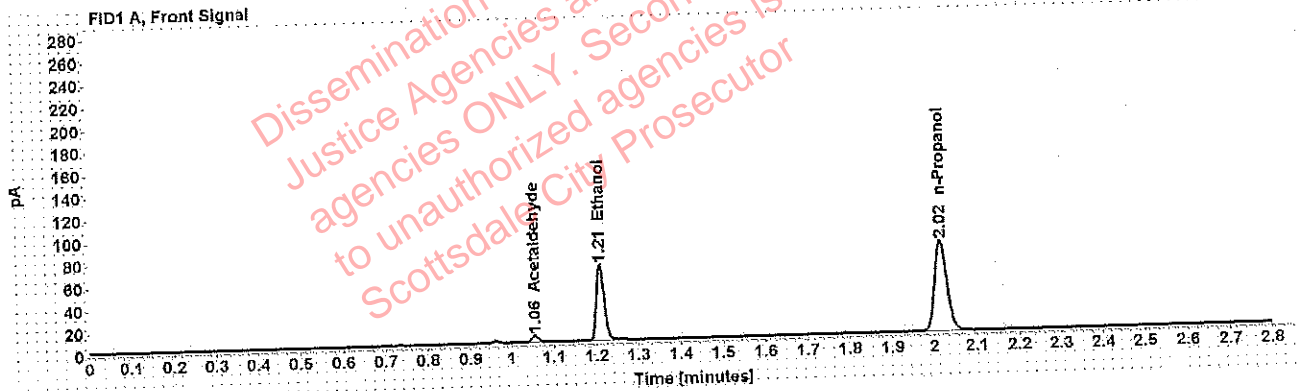


Table 1: FID 1 A (column DB-ALC1)

Compound	Amount (g/100mL)	Time (min)	Peak Area
Acetaldehyde	-----	1.055	5.891
>Ethanol	0.1347	1.210	86.381
n-Propanol	-----	2.016	160.580

Table 2: FID 2 B (column DB-ALC2)

Compound	Time (min)	Peak Area
Acetaldehyde	0.994	7.690
Ethanol	1.375	106.180
n-Propanol	2.471	196.474

Adrian, William - (13-Jun-2019)

Case: [REDACTED] User: wadrian 6/13/2019

Scottsdale Police Department Crime Lab Volatiles Analysis

Sample:	[REDACTED]	Vial:	40
Description:	[REDACTED]	LIMS ID:	[REDACTED]
Method:	ethanol quant.M	Sequence:	11Jun19
Instrument:	US14173023 CN14160045	Injection date:	6/11/2019 4:17:14 PM
Data file:	C:\Chem32\1\Data\11Jun19\40.D	Analyst:	Adrian

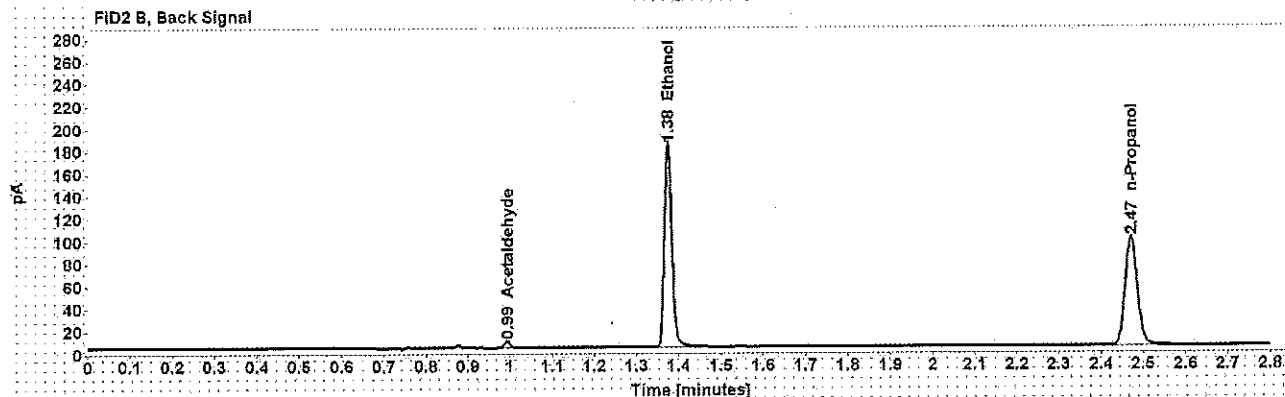
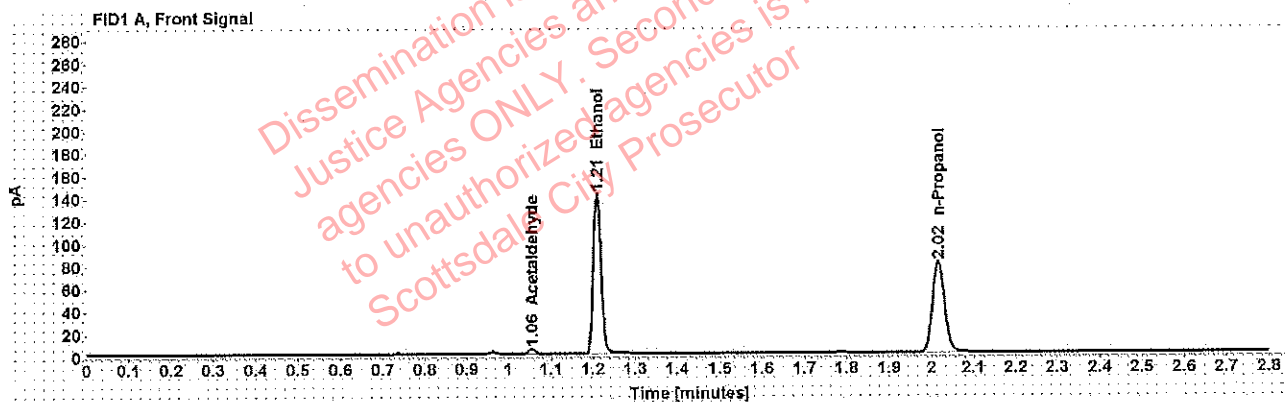


Table 1: FID 1 A (column DB-ALC1)

Compound	Amount (g/100mL)	Time (min)	Peak Area
Acetaldehyde	-----	1.055	4.328
>Ethanol	0.2820	1.209	181.298
n-Propanol	-----	2.016	160.528

Table 2: FID 2 B (column DB-ALC2)

Compound	Time (min)	Peak Area
Acetaldehyde	0.994	5.695
Ethanol	1.375	226.705
n-Propanol	2.471	197.347

Adrian, William - (13-Jun-2019)

Case: [REDACTED] User: wadrian 6/13/2019

Scottsdale Police Department Crime Lab Volatiles Analysis

Sample:	[REDACTED]	Vial:	41
Description:	[REDACTED]	LIMS ID:	[REDACTED]
Method:	ethanol quant.M	Sequence:	11Jun19
Instrument:	US14173023 CN14160045	Injection date:	6/11/2019 4:21:14 PM
Data file:	C:\Chem32\11\Data\11Jun19\41.D	Analyst:	Adrian

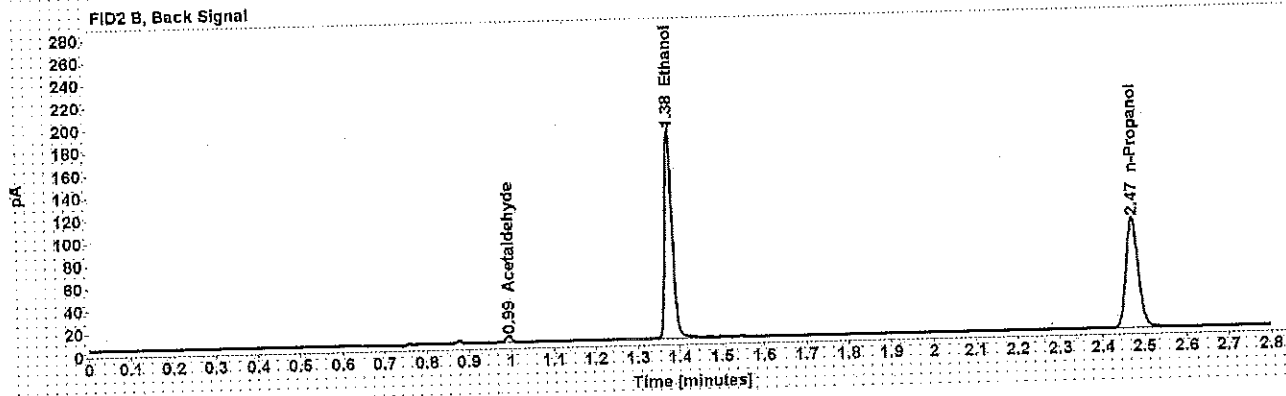
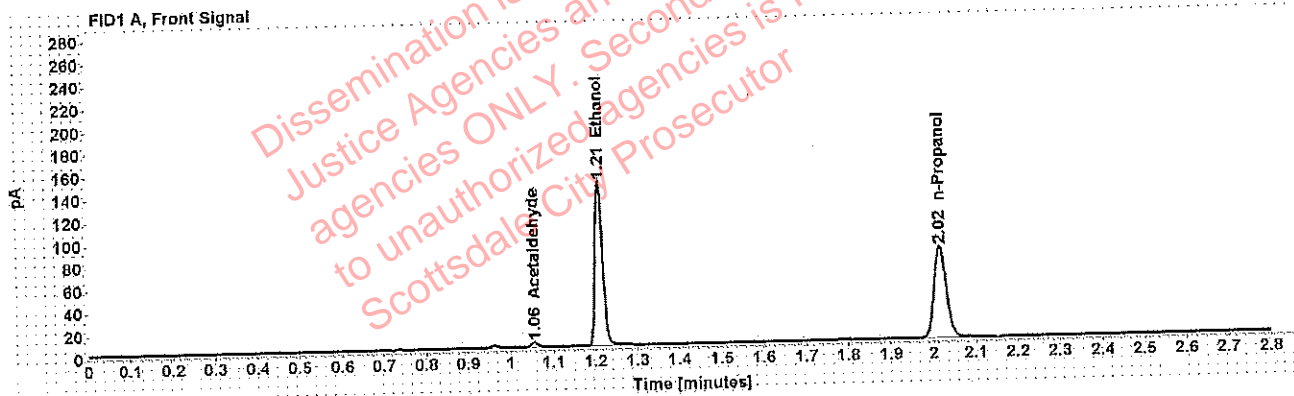


Table 1: FID 1 A (column DB-ALC1)

Compound	Amount (g/100mL)	Time (min)	Peak Area
Acetaldehyde	-----	1.056	4.324
>Ethanol	0.2862	1.210	185.424
n-Propanol	-----	2.017	161.728

Table 2: FID 2 B (column DB-ALC2)

Compound	Time (min)	Peak Area
Acetaldehyde	0.994	5.684
Ethanol	1.376	232.021
n-Propanol	2.472	199.107

Adrian, William - (13-Jun-2019)

Case: [REDACTED] User: wadrian 6/13/2019

Scottsdale Police Department Crime Lab Volatiles Analysis

Sample:	[REDACTED]	Vial:	43
Description:	[REDACTED]	LIMS ID:	[REDACTED]
Method:	ethanol quant.M	Sequence:	11Jun19
Instrument:	US14173023 CN14160045	Injection date:	6/11/2019 4:29:30 PM
Data file:	C:\Chem32\1\Data\11Jun19\43.D	Analyst:	Adrian

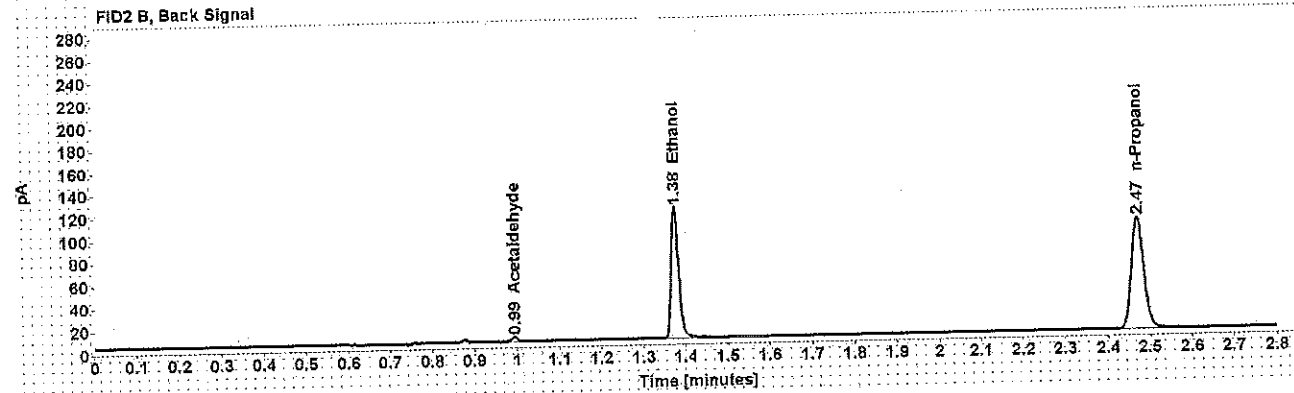
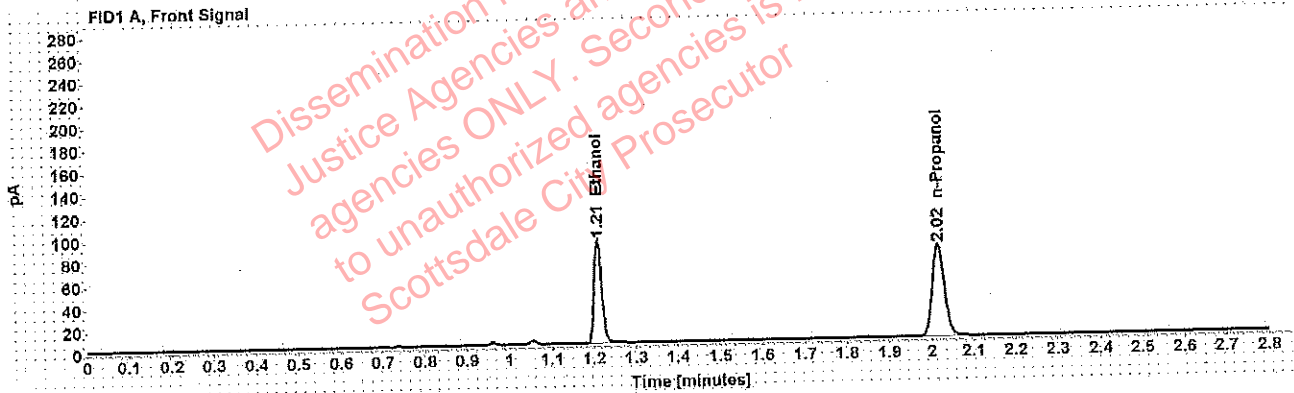


Table 1: FID 1 A (column DB-ALC1)

Compound	Amount (g/100mL)	Time (min)	Peak Area
>Ethanol	0.1794	1.210	117.433
n-Propanol	-----	2.016	163.731

Table 2: FID 2 B (column DB-ALC2)

Compound	Time (min)	Peak Area
Acetaldehyde	0.994	4.035
Ethanol	1.376	146.963
n-Propanol	2.471	201.184

Adrian, William - (13-Jun-2019)

Case: [REDACTED] User: wadrian 6/13/2019

Scottsdale Police Department Crime Lab Volatiles Analysis

Sample:	[REDACTED]	Vial:	44
Description:	[REDACTED]	LIMS ID:	[REDACTED]
Method:	ethanol quant.M	Sequence:	11Jun19
Instrument:	US14173023 CN14160045	Injection date:	6/11/2019 4:33:30 PM
Data file:	C:\Chem32\1\Data\11Jun19\44.D	Analyst:	Adrian

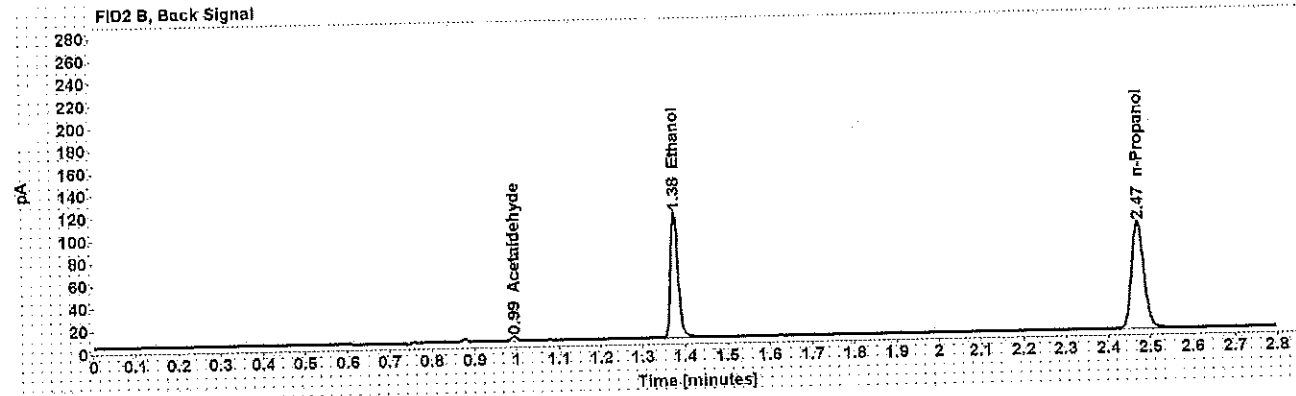
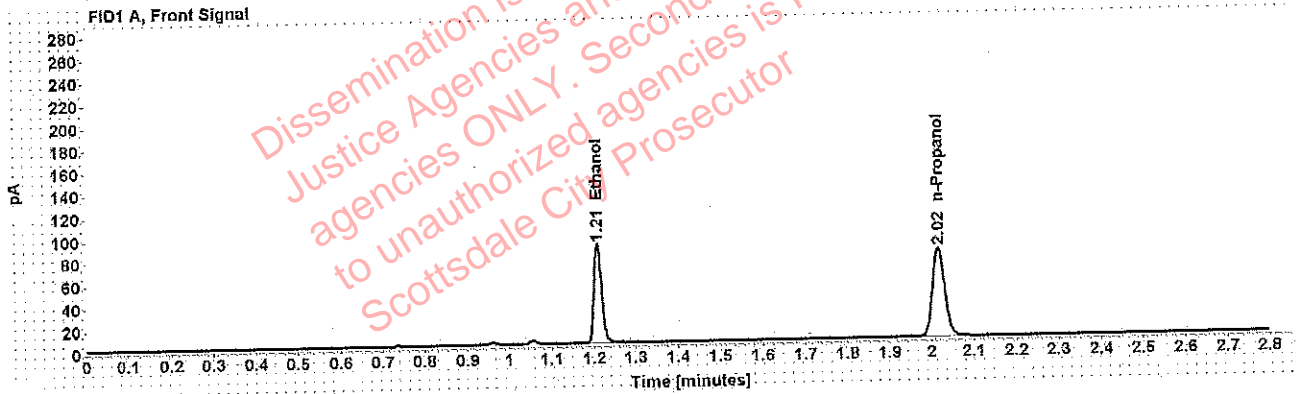


Table 1: FID 1 A (column DB-ALC1)

Compound	Amount (g/100mL)	Time (min)	Peak Area
>Ethanol	0.1789	1.210	113.074
n-Propanol	-----	2.016	158.061

Table 2: FID 2 B (column DB-ALC2)

Compound	Time (min)	Peak Area
Acetaldehyde	0.994	3.932
Ethanol	1.375	141.474
n-Propanol	2.471	193.876

Adrian, William - (13-Jun-2019)

Case: [REDACTED] User: wadrian 6/13/2019

Scottsdale Police Department Crime Lab Volatiles Analysis

Sample:	[REDACTED]	Vial:	45
Description:	[REDACTED]	LIMS ID:	[REDACTED]
Method:	ethanol quant.M	Sequence:	11Jun19
Instrument:	US14173023 CN14160045	Injection date:	6/11/2019 4:37:30 PM
Data file:	C:\Chem32\1\Data\11Jun19\M5.D	Analyst:	Adrian

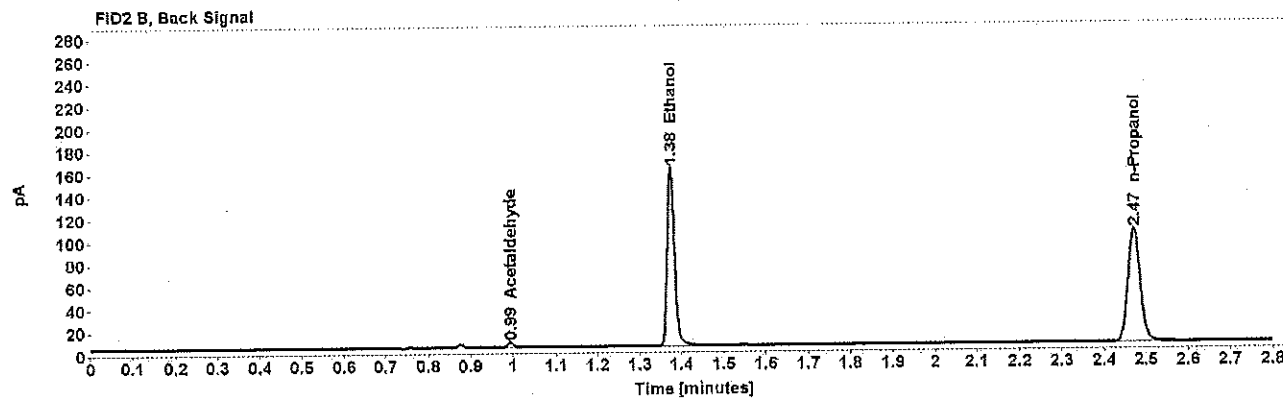
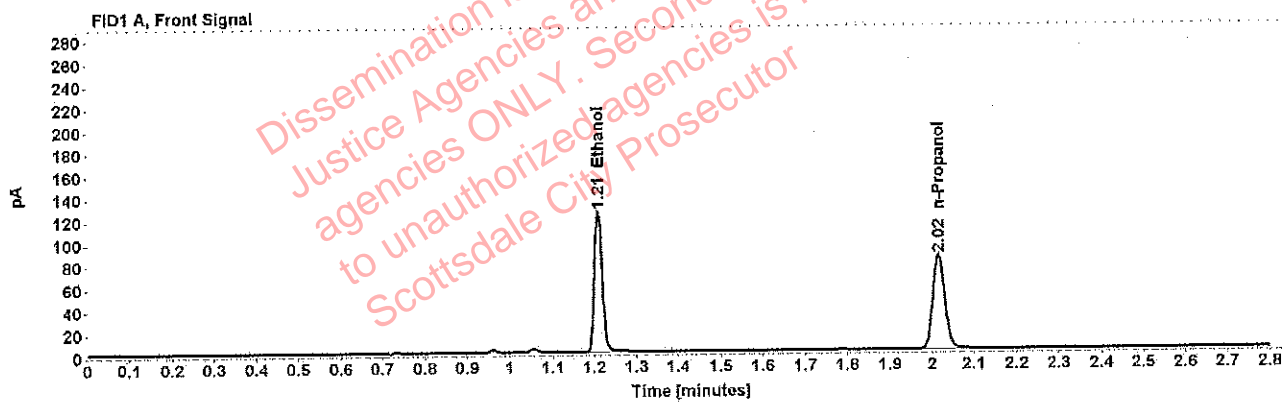


Table 1: FID 1 A (column DB-ALC1)

Compound	Amount (g/100mL)	Time (min)	Peak Area
>Ethanol	0.2384	1.209	159.866
n-Propanol	-----	2.016	167.502

Table 2: FID 2 B (column DB-ALC2)

Compound	Time (min)	Peak Area
Acetaldehyde	0.994	4.188
Ethanol	1.375	200.149
n-Propanol	2.471	205.652

Adrian, William - (13-Jun-2019)

Case [redacted] User: wadrian 6/13/2019

Scottsdale Police Department Crime Lab Volatiles Analysis

Sample:	[redacted]	Vial:	46
Description:	[redacted]	LIMS ID:	[redacted]
Method:	ethanol quant.M	Sequence:	11Jun19
Instrument:	US14173023 CN14160045	Injection date:	6/11/2019 4:41:30 PM
Data file:	C:\Chem32\1\Data\11Jun19\46.D	Analyst:	Adrian

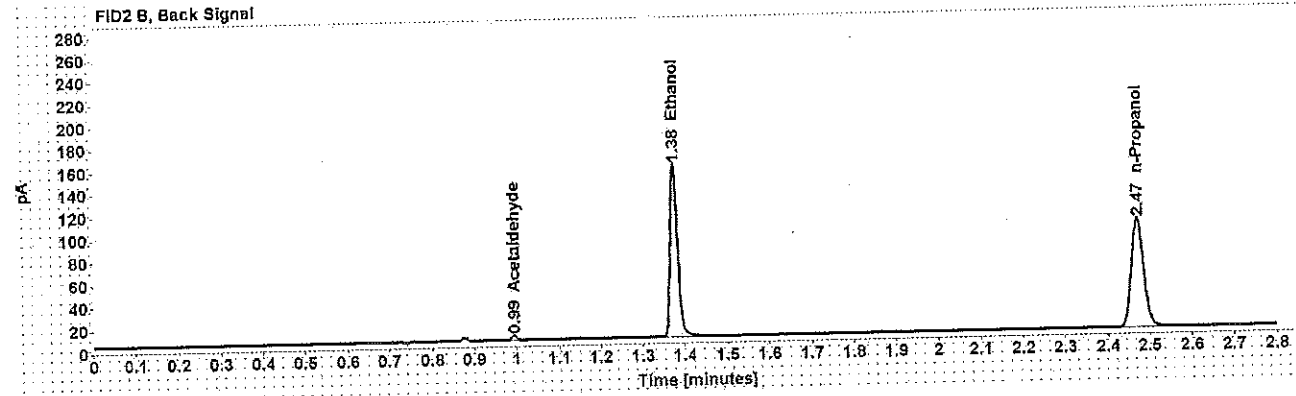
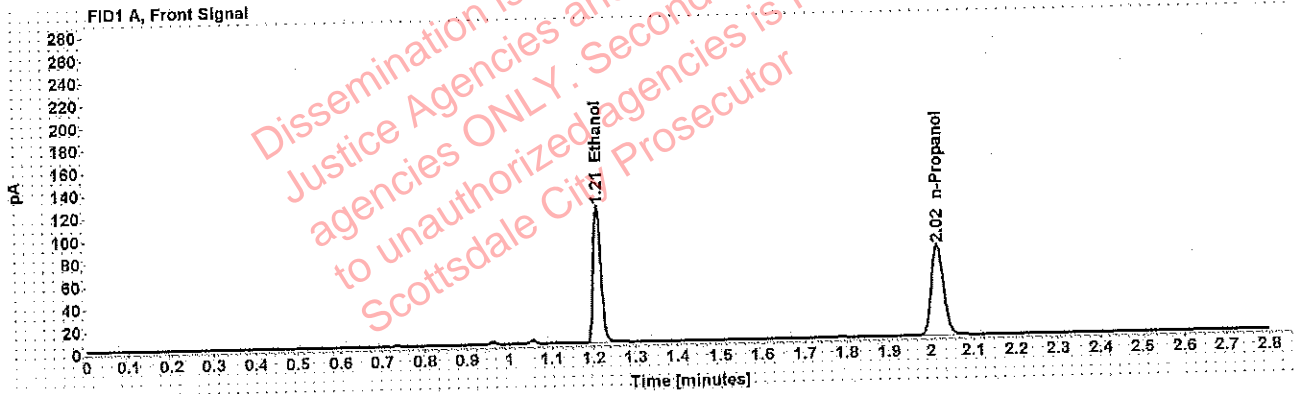


Table 1: FID 1 A (column DB-ALC1)

Compound	Amount (g/100mL)	Time (min)	Peak Area
>Ethanol	0.2398	1.209	154.395
n-Propanol	-----	2.016	160.849

Table 2: FID 2 B (column DB-ALC2)

Compound	Time (min)	Peak Area
Acetaldehyde	0.994	3.879
Ethanol	1.375	193.318
n-Propanol	2.471	197.561

Adrian, William - (13-Jun-2019)

Case [REDACTED] User: wadrian 6/13/2019

Scottsdale Police Department Crime Lab Volatiles Analysis

Sample:	[REDACTED]	Vial:	47
Description:	[REDACTED]	LIMS ID:	[REDACTED]
Method:	ethanol quant.M	Sequence:	11Jun19
Instrument:	US14173023 CN14160045	Injection date:	6/11/2019 4:45:30 PM
Data file:	C:\Chem32\1\Data\11Jun19\47.D	Analyst:	Adrian

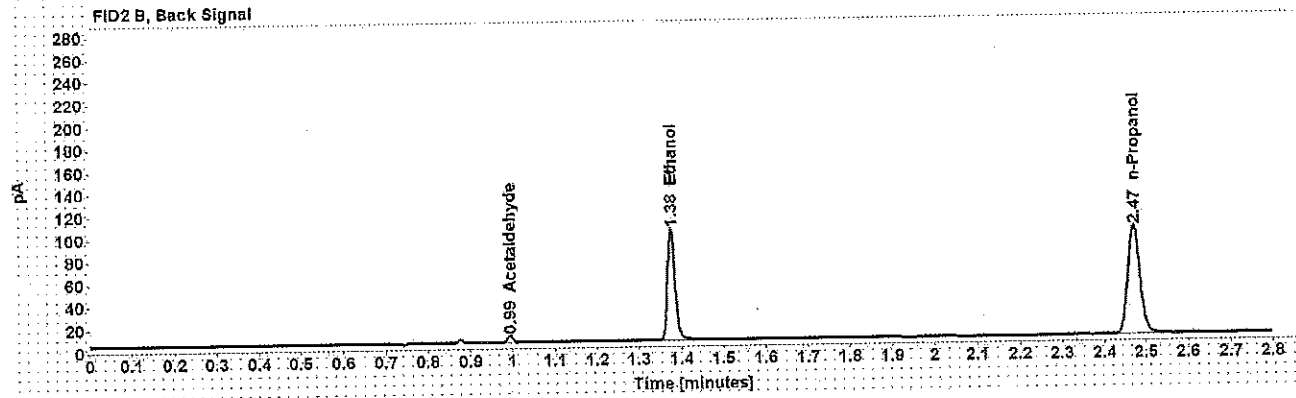
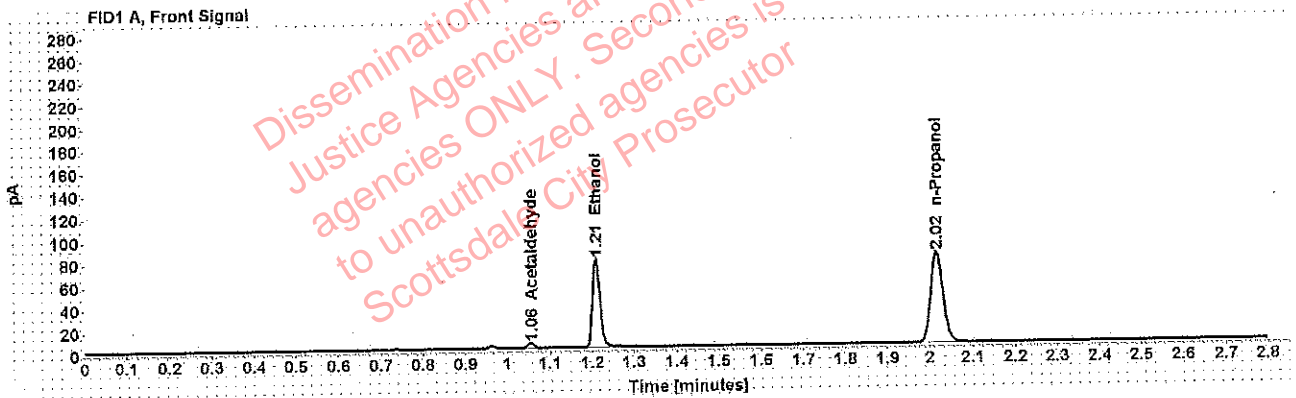


Table 1: FID 1 A (column DB-ALC1)

Compound	Amount (g/100mL)	Time (min)	Peak Area
Acetaldehyde	-----	1.055	4.360
>Ethanol	0.1562	1.210	100.150
n-Propanol	-----	2.016	160.459

Table 2: FID 2 B (column DB-ALC2)

Compound	Time (min)	Peak Area
Acetaldehyde	0.994	5.728
Ethanol	1.376	123.544
n-Propanol	2.471	196.864

Adrian, William - (13-Jun-2019)

Case: [REDACTED] User: wadrian 6/13/2019

Scottsdale Police Department Crime Lab Volatiles Analysis

Sample:	[REDACTED]	Vial:	48
Description:	[REDACTED]	LIMS ID:	[REDACTED]
Method:	ethanol quant.M	Sequence:	11Jun19
Instrument:	US14173023 CN14160045	Injection date:	6/11/2019 4:49:29 PM
Data file:	C:\Chem32\1\Data\11Jun19\48.D	Analyst:	Adrian

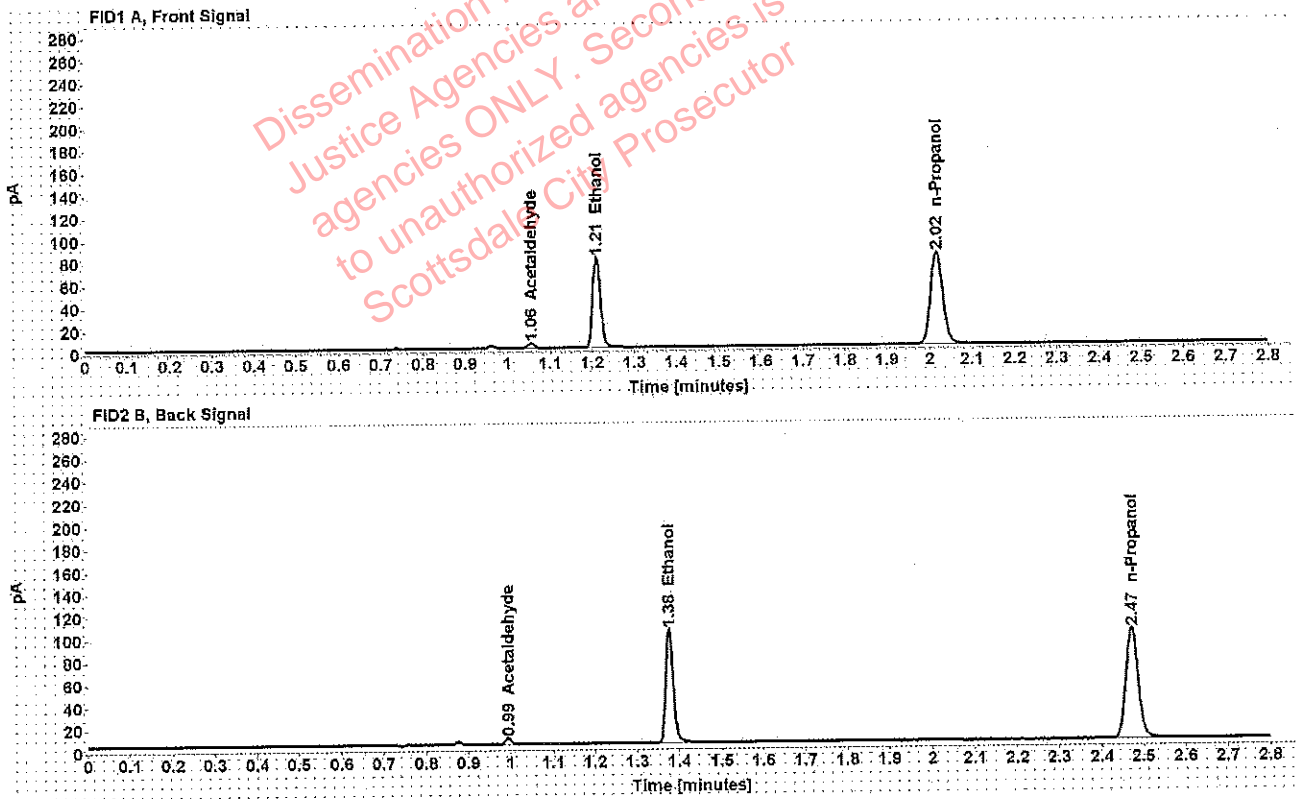


Table 1: FID 1 A (column DB-ALC1)

Compound	Amount (g/100mL)	Time (min)	Peak Area
Acetaldehyde	-----	1.056	4.381
>Ethanol	0.1568	1.210	102.589
n-Propanol	-----	2.016	163.738

Table 2: FID 2 B (column DB-ALC2)

Compound	Time (min)	Peak Area
Acetaldehyde	0.994	5.742
Ethanol	1.376	128.614
n-Propanol	2.471	200.928

Adrian, William - (13-Jun-2019)

Case: [REDACTED] User: wadrian 6/13/2019

Scottsdale Police Department Crime Lab Volatiles Analysis

Sample:	[REDACTED]	Vial:	49
Description:	[REDACTED]	LIMS ID:	[REDACTED]
Method:	ethanol quant.M	Sequence:	11Jun19
Instrument:	US14173023 CN14160045	Injection date:	6/11/2019 4:53:46 PM
Data file:	C:\Chem32\1\Data\11Jun19\49.D	Analyst:	Adrian

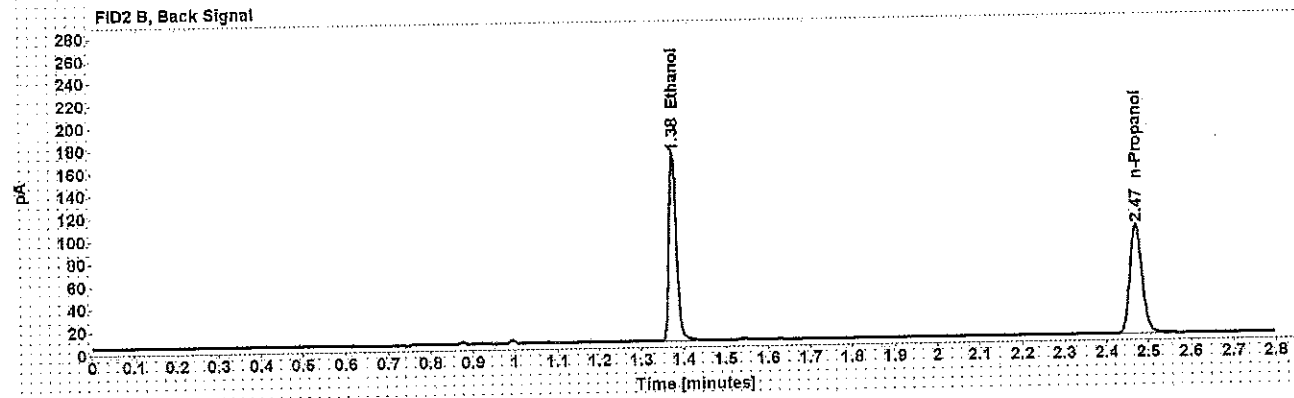
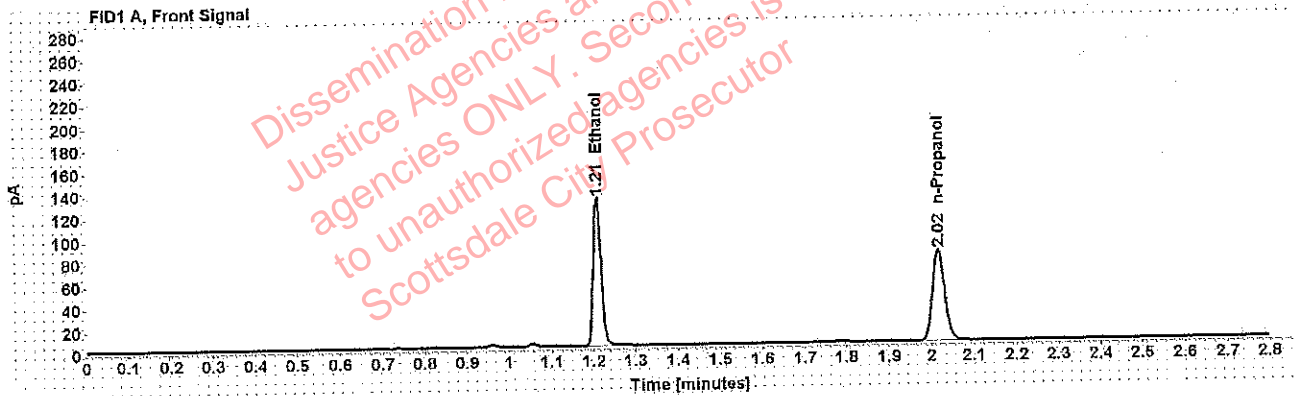


Table 1: FID 1 A (column DB-ALC1)

Compound	Amount (g/100mL)	Time (min)	Peak Area
>Ethanol	0.2600	1.209	167.939
n-Propanol	-----	2.016	161.314

Table 2: FID 2 B (column DB-ALC2)

Compound	Time (min)	Peak Area
Ethanol	1.375	209.681
n-Propanol	2.471	197.416

Adrian, William - (13-Jun-2019)

Case: [REDACTED] User: wadrian 6/13/2019

Scottsdale Police Department Crime Lab Volatiles Analysis

Sample:	[REDACTED]	Vial:	50
Description:	[REDACTED]	LIMS ID:	[REDACTED]
Method:	ethanol.quant.M	Sequence:	11Jun19
Instrument:	US14173023 CN14160045	Injection date:	6/11/2019 4:57:45 PM
Data file:	C:\Chem32\1\Data\11Jun19\50.D	Analyst:	Adrian

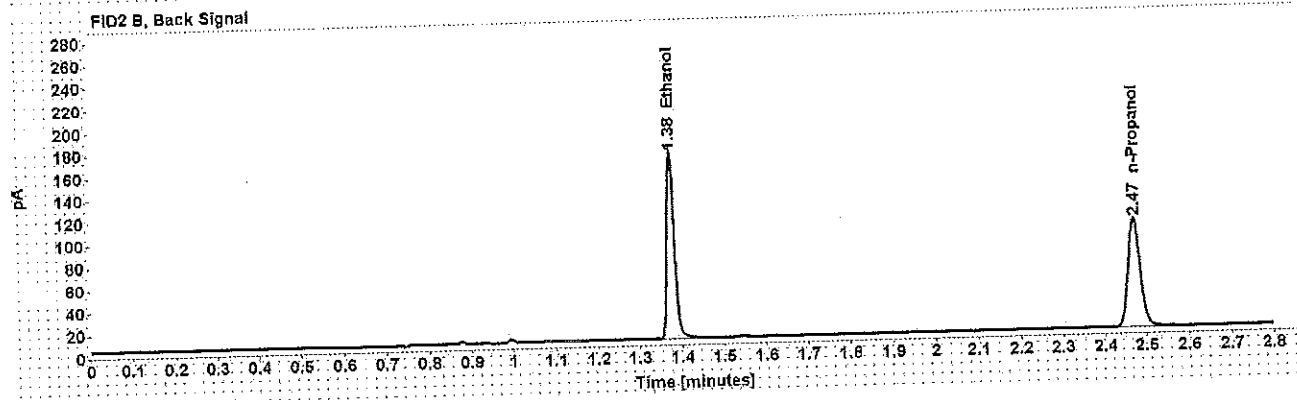
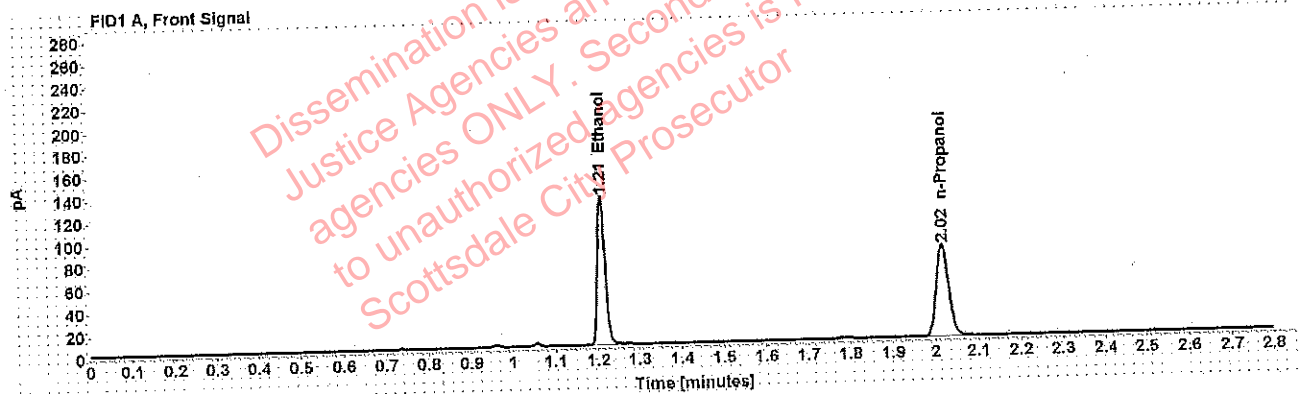


Table 1: FID 1 A (column DB-ALC1)

Compound	Amount (g/100mL)	Time (min)	Peak Area
>Ethanol	0.2597	1.209	167.621
n-Propanol	-----	2.016	161.177

Table 2: FID 2 B (column DB-ALC2)

Compound	Time (min)	Peak Area
Ethanol	1.375	209.846
n-Propanol	2.471	197.410

Adrian, William - (13-Jun-2019)

Case: [REDACTED] User: wadrian 6/13/2019

Scottsdale Police Department Crime Lab Volatiles Analysis

Sample:	[REDACTED]	Vial:	51
Description:	[REDACTED]	LIMS ID:	[REDACTED]
Method:	ethanol.quant.M	Sequence:	11Jun19
Instrument:	US14173023 CN14160045	Injection date:	6/11/2019 5:01:45 PM
Data file:	C:\Chem321\Data\11Jun19\51.D	Analyst:	Adrian

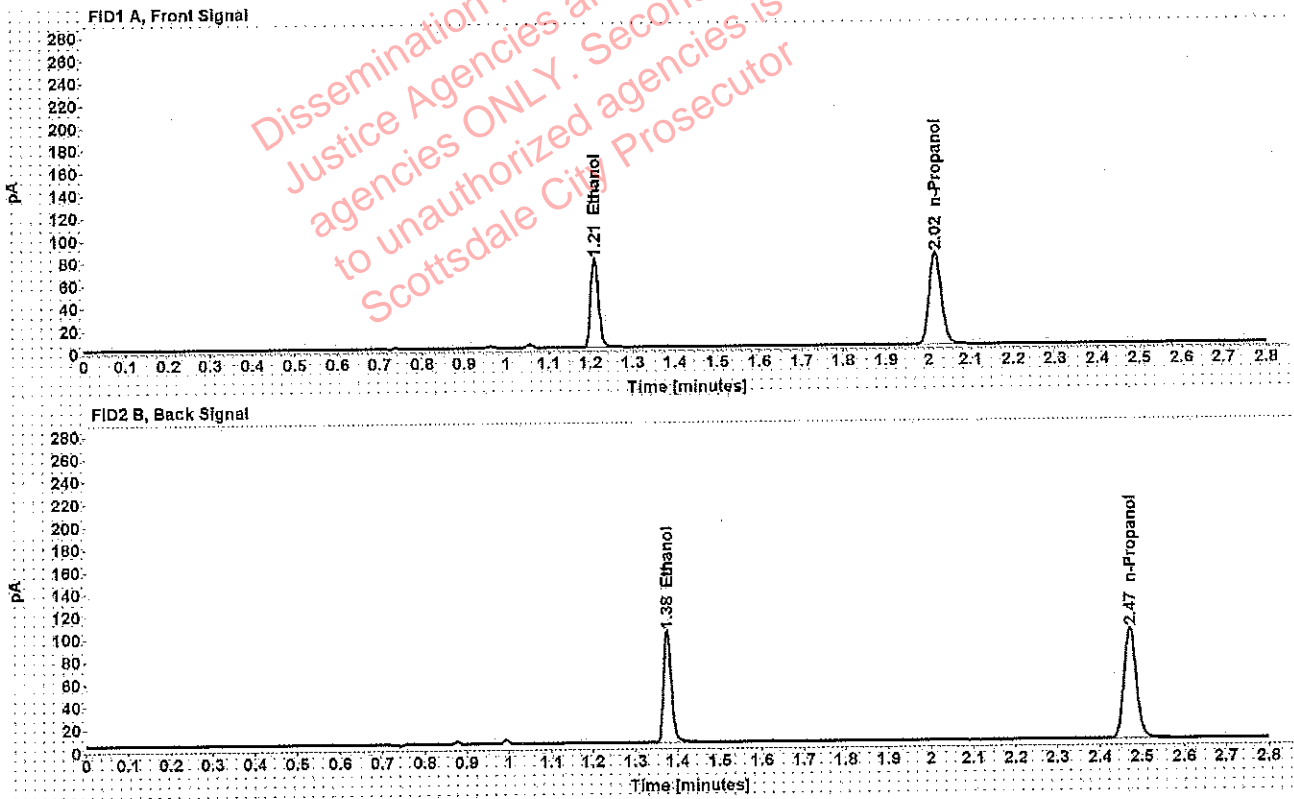


Table 1: FID 1 A (column DB-ALC1)

Compound	Amount (g/100mL)	Time (min)	Peak Area
>Ethanol	0.1543	1.210	100.622
n-Propanol	-----	2.016	163.194

Table 2: FID 2 B (column DB-ALC2)

Compound	Time (min)	Peak Area
Ethanol	1.376	124.473
n-Propanol	2.471	200.018

Adrian, William - (13-Jun-2019)

Case: [REDACTED] User: wadrian 6/13/2019

Scottsdale Police Department Crime Lab Volatiles Analysis

Sample:	[REDACTED]	Vial:	52
Description:	[REDACTED]	LIMS ID:	[REDACTED]
Method:	ethanol quant.M	Sequence:	11Jun19
Instrument:	US14173023 CN14160045	Injection date:	6/11/2019 5:05:44 PM
Data file:	C:\Chem32\1\Data\11Jun19\52.D	Analyst:	Adrian

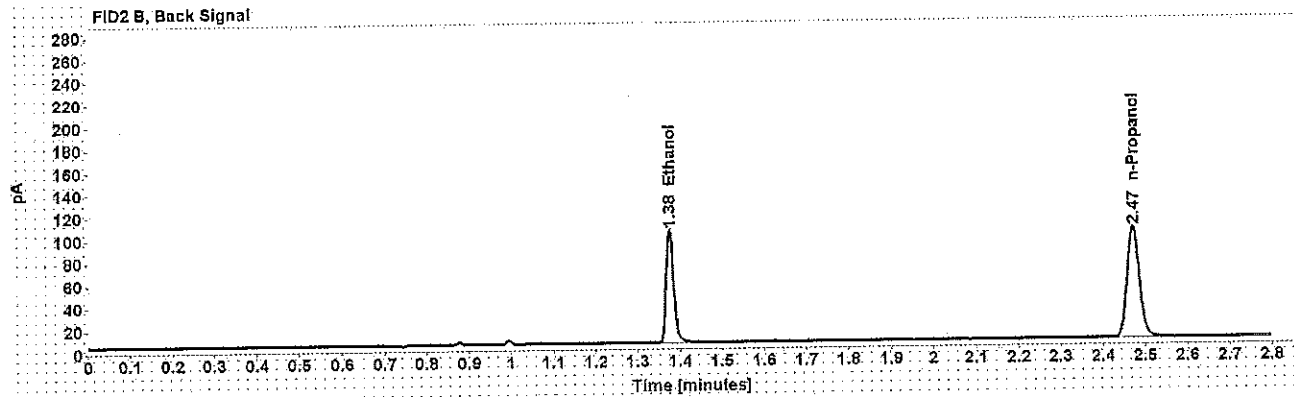
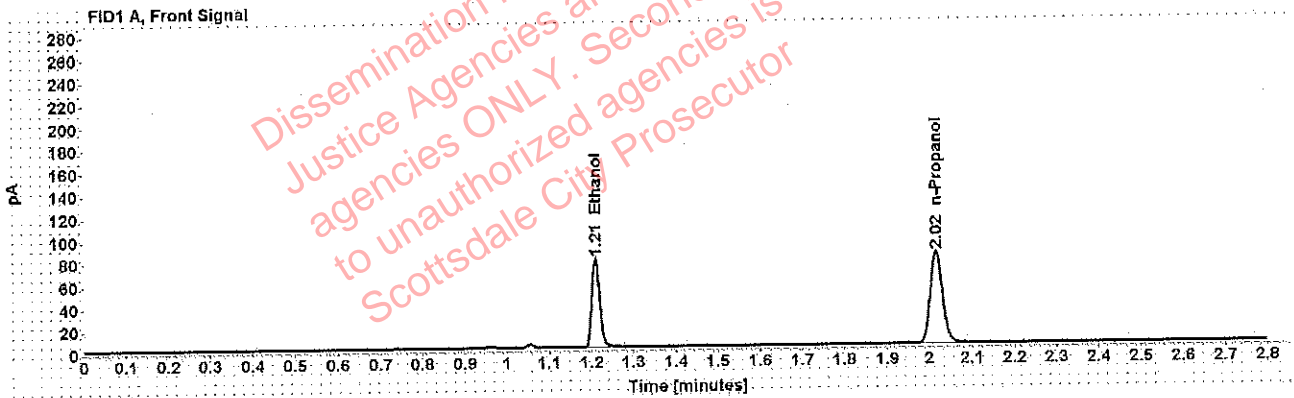


Table 1: FID 1 A (column DB-ALC1)

Compound	Amount (g/100mL)	Time (min)	Peak Area
>Ethanol	0.1547	1.210	101.053
n-Propanol	-----	2.016	163.426

Table 2: FID 2 B (column DB-ALC2)

Compound	Time (min)	Peak Area
Ethanol	1.376	126.776
n-Propanol	2.471	200.391

Adrian, William - (13-Jun-2019)

Case: [REDACTED] User: wadrian 6/13/2019

Scottsdale Police Department Crime Lab Volatiles Analysis

Sample:	[REDACTED]	Vial:	54
Description:	[REDACTED]	LIMS ID:	[REDACTED]
Method:	ethanol quant.M	Sequence:	11Jun19
Instrument:	US14173023 CN14160045	Injection date:	6/11/2019 5:13:44 PM
Data file:	C:\Chem321\Data\11Jun19\54.D	Analyst:	Adrian

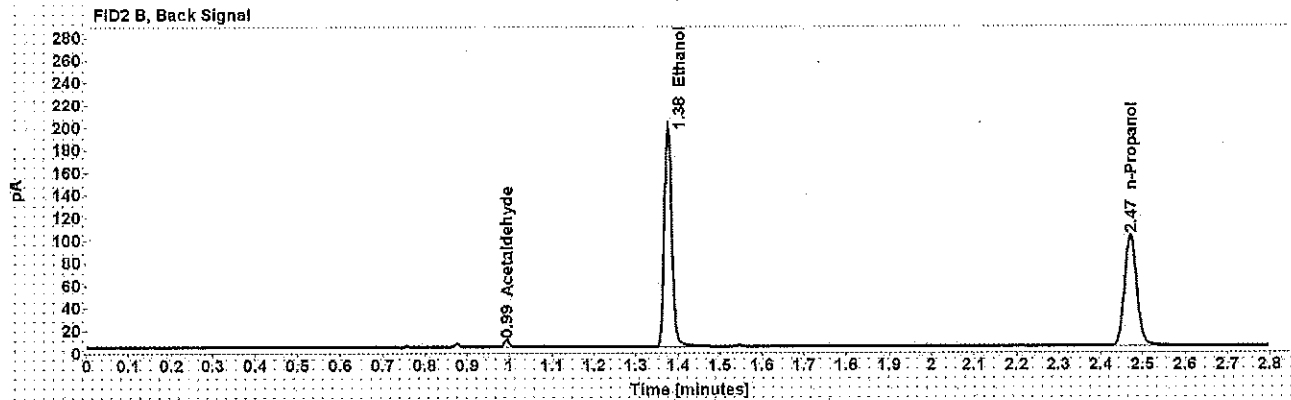
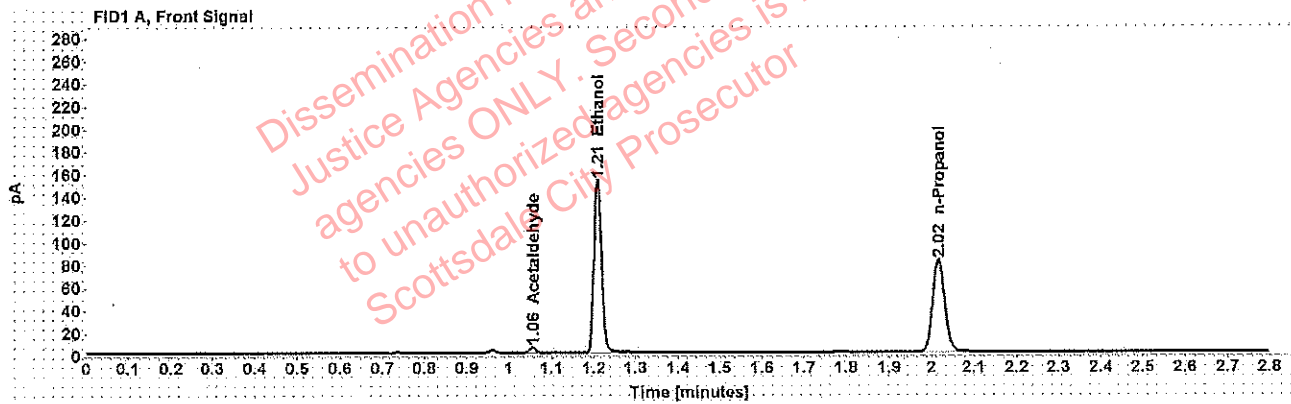


Table 1: FID 1 A (column DB-ALC1)

Compound	Amount (g/100mL)	Time (min)	Peak Area
Acetaldehyde	-----	1.055	4.714
>Ethanol	0.2983	1.209	195.129
n-Propanol	-----	2.016	163.304

Table 2: FID 2 B (column DB-ALC2)

Compound	Time (min)	Peak Area
Acetaldehyde	0.994	6.176
Ethanol	1.375	242.341
n-Propanol	2.471	200.736

Adrian, William - (13-Jun-2019)

Case: [REDACTED] User: wadrian 6/13/2019

Scottsdale Police Department Crime Lab Volatiles Analysis

Sample:	[REDACTED]	Vial:	55
Description:	[REDACTED]	LIMS ID:	[REDACTED]
Method:	ethanol quant.M	Sequence:	11Jun19
Instrument:	US14173023 CN14160045	Injection date:	6/11/2019 5:18:00 PM
Data file:	C:\Chem321\Data\11Jun19\55.D	Analyst:	Adrian

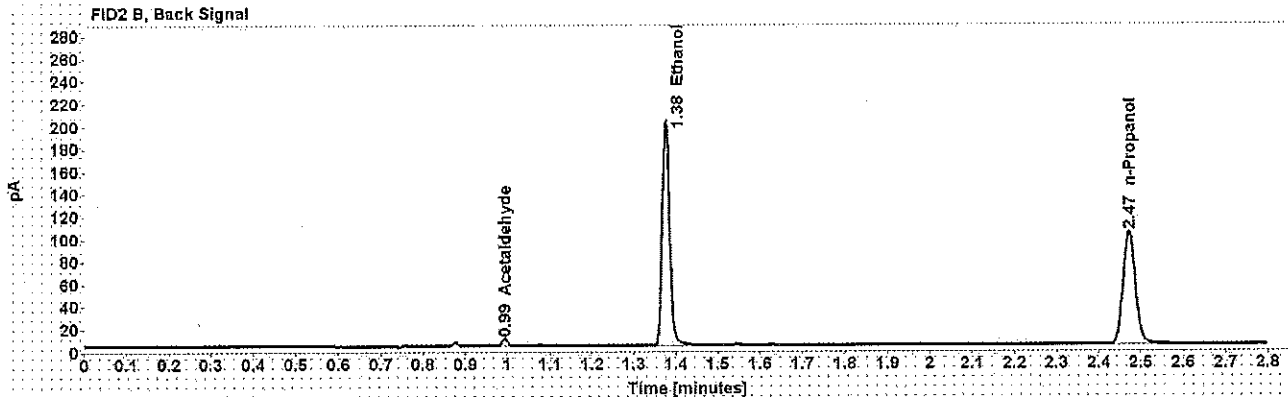
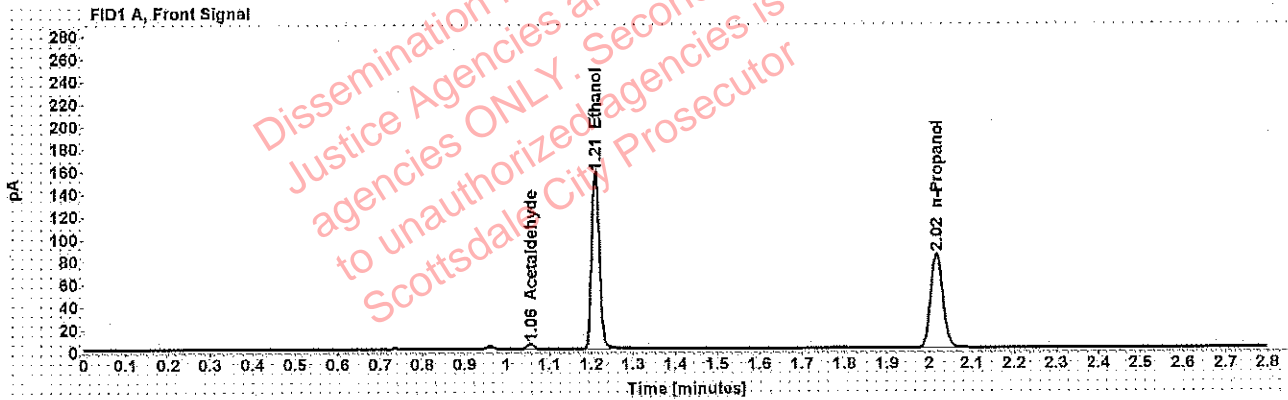


Table 1: FID 1 A (column DB-ALC1)

Compound	Amount (g/100mL)	Time (min)	Peak Area
Acetaldehyde	-----	1.056	4.733
>Ethanol	0.2998	1.210	200.099
n-Propanol	-----	2.017	166.616

Table 2: FID 2 B (column DB-ALC2)

Compound	Time (min)	Peak Area
Acetaldehyde	0.994	6.250
Ethanol	1.376	250.441
n-Propanol	2.472	204.816

Adrian, William - (13-Jun-2019)

Case: [REDACTED] User: wadrian 6/13/2019

Scottsdale Police Department Crime Lab Volatiles Analysis

Sample:	[REDACTED]	Vial:	56
Description:	[REDACTED]	LIMS ID:	[REDACTED]
Method:	ethanol.quant.M	Sequence:	11Jun19
Instrument:	US14173023 CN14160045	Injection date:	6/11/2019 5:22:00 PM
Data file:	C:\Chem3211\Data\11Jun19\56.D	Analyst:	Adrian

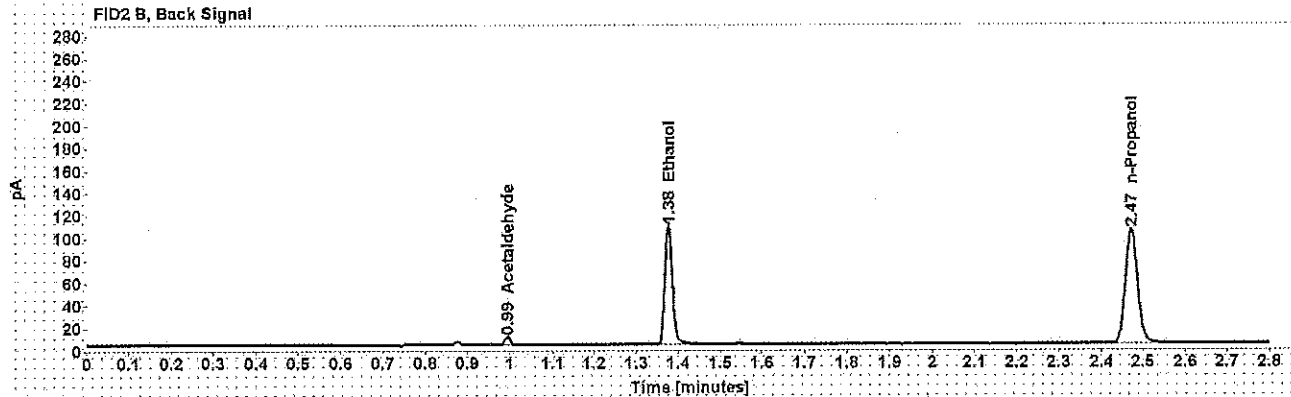
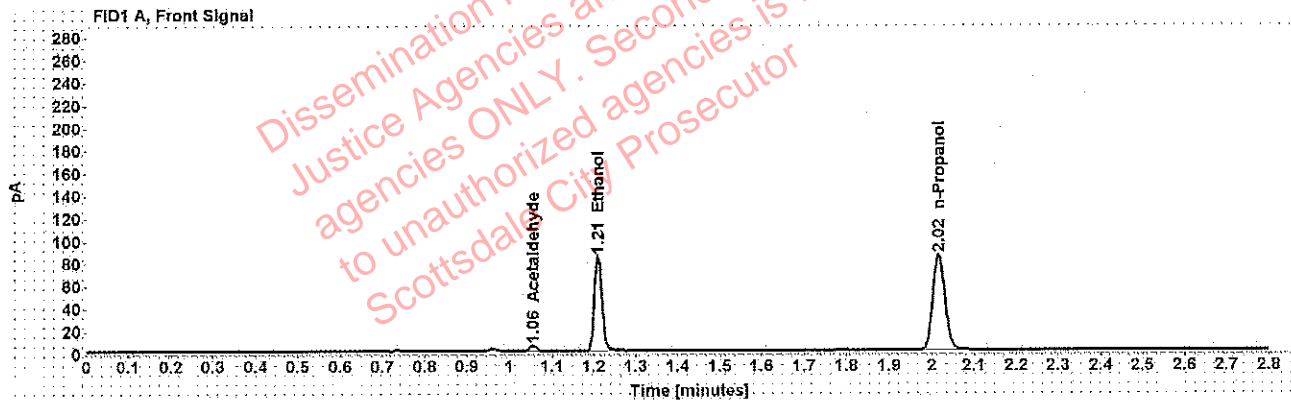


Table 1: FID 1 A (column DB-ALC1)

Compound	Amount (g/100mL)	Time (min)	Peak Area
Acetaldehyde	-----	1.056	5.046
>Ethanol	0.1586	1.210	107.087
n-Propanol	-----	2.017	168.990

Table 2: FID 2 B (column DB-ALC2)

Compound	Time (min)	Peak Area
Acetaldehyde	0.994	6.638
Ethanol	1.376	132.188
n-Propanol	2.472	207.153

Adrian, William - (13-Jun-2019)

Case: [REDACTED] User: wadrian 6/13/2019

Scottsdale Police Department Crime Lab Volatiles Analysis

Sample:	[REDACTED]	Vial:	57
Description:	[REDACTED]	LIMS ID:	[REDACTED]
Method:	ethanol quant.M	Sequence:	11Jun19
Instrument:	US14173023 CN14160045	Injection date:	6/11/2019 5:26:00 PM
Data file:	C:\Chem321\Data\11Jun19\57.D	Analyst:	Adrian

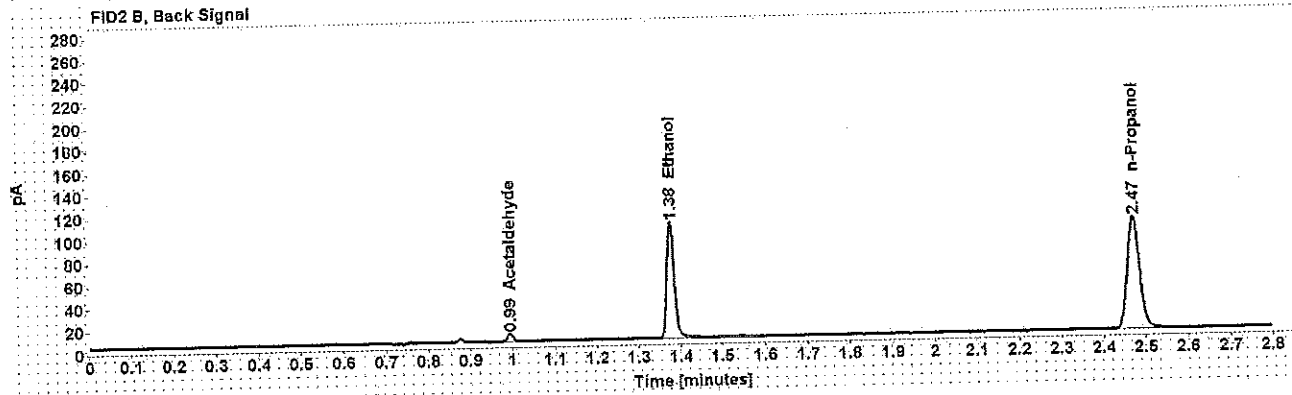
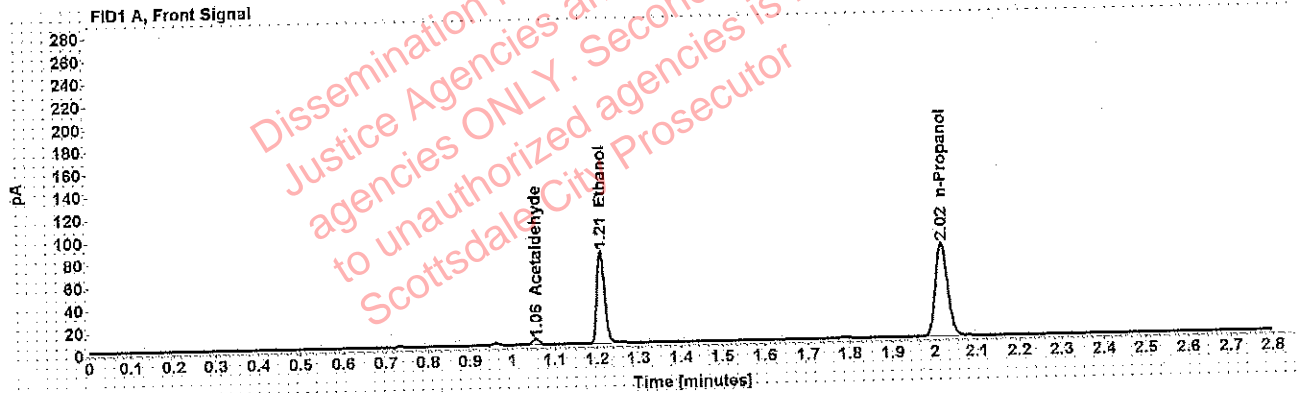


Table 1: FID 1 A (column DB-ALC1)

Compound	Amount (g/100mL)	Time (min)	Peak Area
Acetaldehyde	-----	1.055	5.099
>Ethanol	0.1575	1.210	104.548
n-Propanol	-----	2.016	166.040

Table 2: FID 2 B (column DB-ALC2)

Compound	Time (min)	Peak Area
Acetaldehyde	0.994	6.676
Ethanol	1.376	129.291
n-Propanol	2.471	203.773

Adrian, William - (13-Jun-2019)

Case: [redacted] User: wadrian 6/13/2019

Scottsdale Police Department Crime Lab Volatiles Analysis

Sample:	[redacted]	Vial:	58
Description:	[redacted]	LIMS ID:	[redacted]
Method:	ethanol quant.M	Sequence:	11Jun19
Instrument:	US14173023 CN14160045	Injection date:	6/11/2019 5:30:00 PM
Data file:	C:\Chem32\1\Data\11Jun19\58.D	Analyst:	Adrian

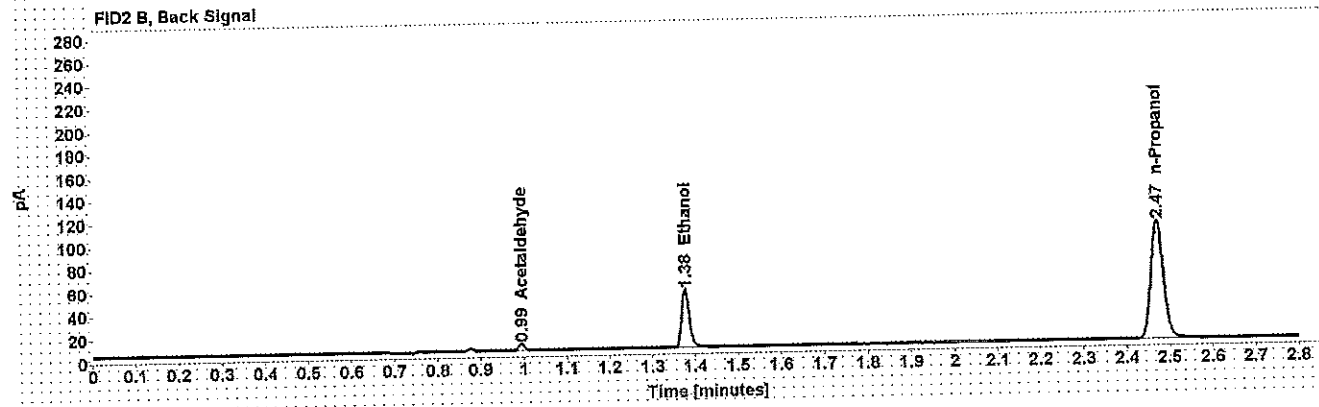
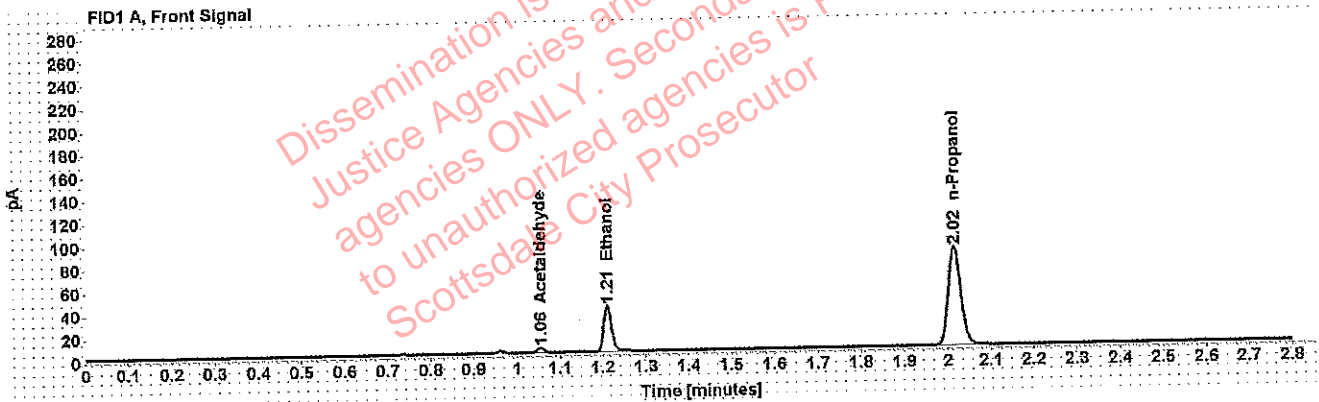


Table 1: FID 1 A (column DB-ALC1)

Compound	Amount (g/100mL)	Time (min)	Peak Area
Acetaldehyde	-----	1.055	4.293
>Ethanol	0.0752	1.211	51.081
n-Propanol	-----	2.016	170.894

Table 2: FID 2 B (column DB-ALC2)

Compound	Time (min)	Peak Area
Acetaldehyde	0.994	5.635
Ethanol	1.377	62.674
n-Propanol	2.471	209.765

Adrian, William - (13-Jun-2019)

Case: [REDACTED] User: wadrian 6/13/2019

Scottsdale Police Department Crime Lab Volatiles Analysis

Sample:	[REDACTED]	Vial:	59
Description:	[REDACTED]	LIMS ID:	[REDACTED]
Method:	ethanol quant.M	Sequence:	11Jun19
Instrument:	US14173023 CN14160045	Injection date:	6/11/2019 5:34:00 PM
Data file:	C:\Chem32\1\Data\11Jun19\59.D	Analyst:	Adrian

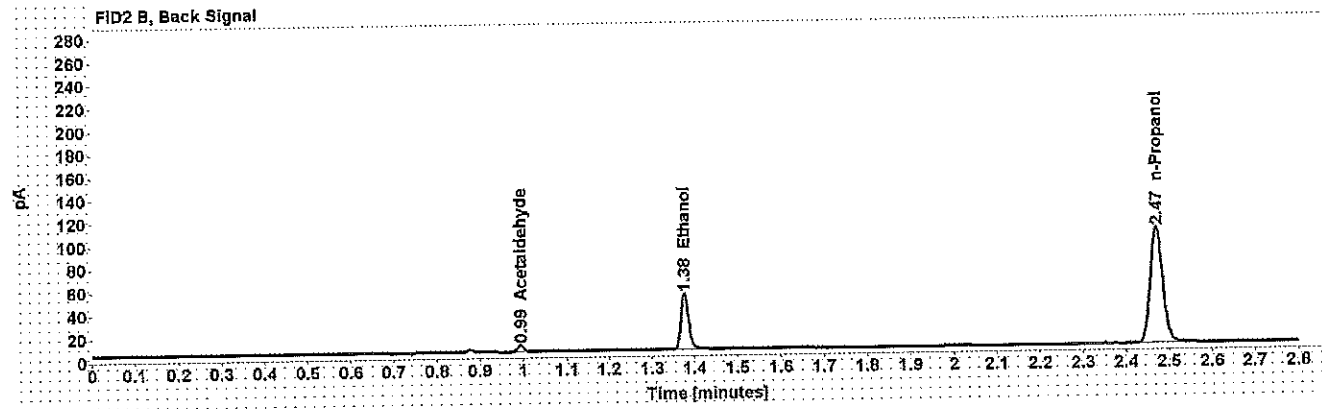
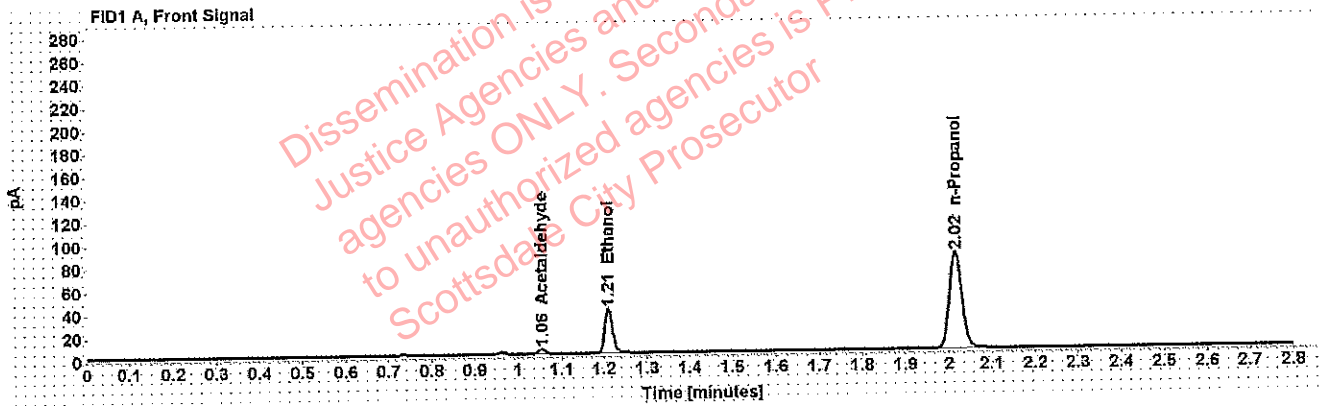


Table 1: FID 1 A (column DB-ALC1)

Compound	Amount (g/100mL)	Time (min)	Peak Area
Acetaldehyde	-----	1.055	4.199
>Ethanol	0.0746	1.210	49.441
n-Propanol	-----	2.016	166.776

Table 2: FID 2 B (column DB-ALC2)

Compound	Time (min)	Peak Area
Acetaldehyde	0.994	5.487
Ethanol	1.376	60.889
n-Propanol	2.471	204.733

Adrian, William - (13-Jun-2019)

Case: [REDACTED] User: wadrian 6/13/2019

Scottsdale Police Department Crime Lab Volatiles Analysis

Sample:	[REDACTED]	Vial:	60
Description:	[REDACTED]	LIMS ID:	[REDACTED]
Method:	ethanol quant.M	Sequence:	11Jun19
Instrument:	US14173023 CN14160045	Injection date:	6/11/2019 5:38:00 PM
Data file:	C:\Chem32\1\Data\11Jun19\60.D	Analyst:	Adrian

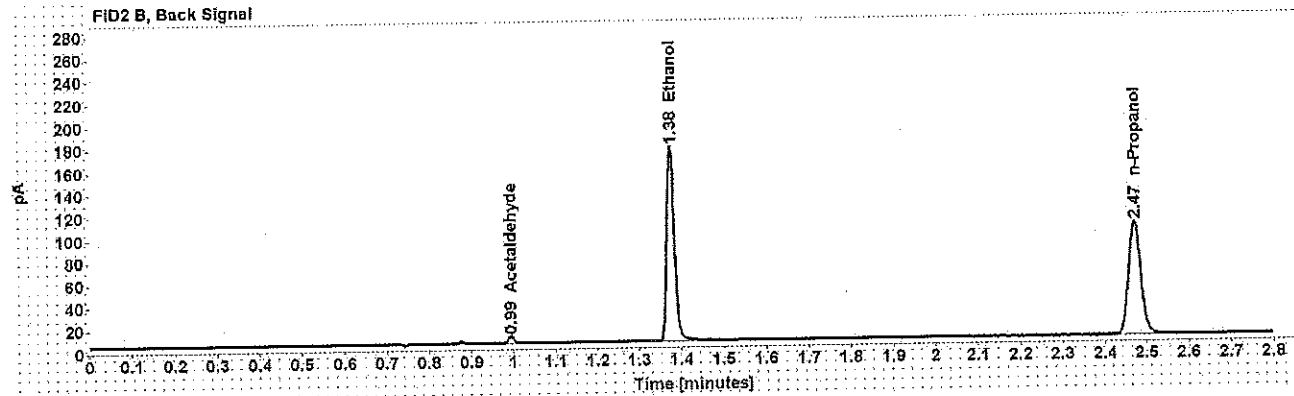
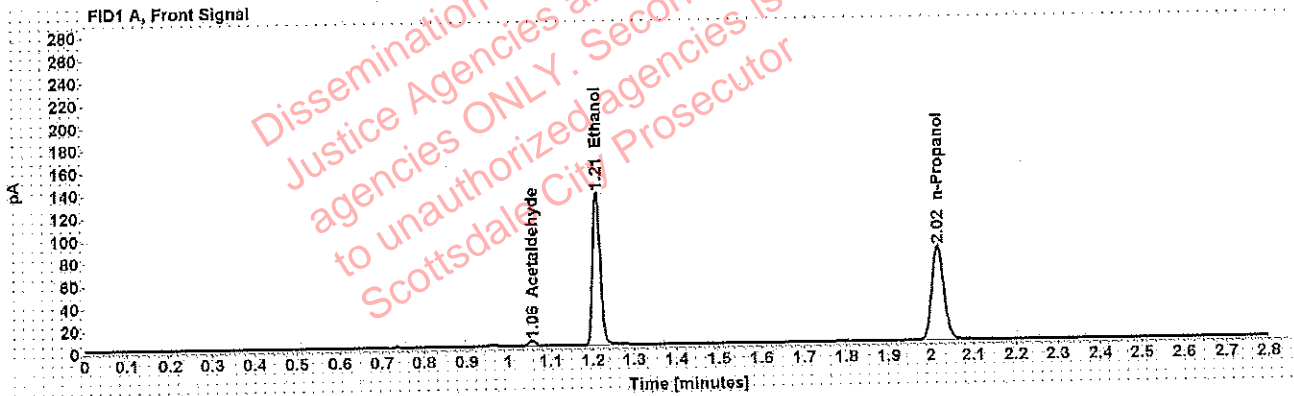


Table 1: FID 1 A (column DB-ALC1)

Compound	Amount (g/100mL)	Time (min)	Peak Area
Acetaldehyde	-----	1.055	4.838
>Ethanol	0.2595	1.209	173.951
n-Propanol	-----	2.016	167.377

Table 2: FID 2 B (column DB-ALC2)

Compound	Time (min)	Peak Area
Acetaldehyde	0.994	6.334
Ethanol	1.376	216.228
n-Propanol	2.471	205.571

Adrian, William - (13-Jun-2019)

Case: [REDACTED] User: wadrian 6/13/2019

Scottsdale Police Department Crime Lab Volatiles Analysis

Sample:	[REDACTED]	Vial:	61
Description:	[REDACTED]	LIMS ID:	[REDACTED]
Method:	ethanol quant.M	Sequence:	11Jun19
Instrument:	US14173023 CN14160045	Injection date:	6/11/2019 5:42:15 PM
Data file:	C:\Chem32\1\Data\11Jun19\61.D	Analyst:	Adrian

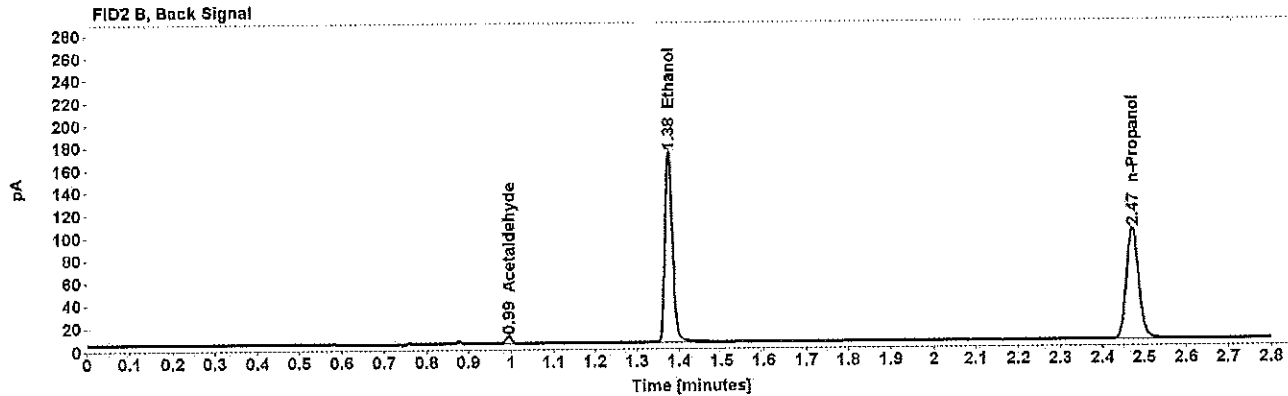
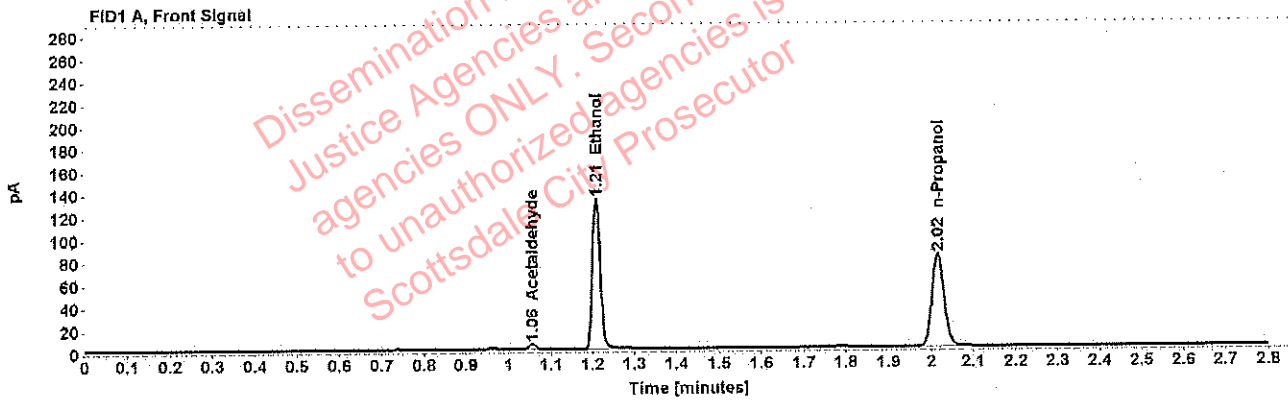


Table 1: FID 1 A (column DB-ALC1)

Compound	Amount (g/100mL)	Time (min)	Peak Area
Acetaldehyde	-----	1.055	4.796
>Ethanol	0.2599	1.209	170.148
n-Propanol	-----	2.016	163.515

Table 2: FID 2 B (column DB-ALC2)

Compound	Time (min)	Peak Area
Acetaldehyde	0.994	6.274
Ethanol	1.375	210.960
n-Propanol	2.471	200.629

Adrian, William - (13-Jun-2019)

Case: [REDACTED] User: wadrian 6/13/2019

Scottsdale Police Department Crime Lab Volatiles Analysis

Sample:	[REDACTED]	Vial:	62
Description:	[REDACTED]	LIMS ID:	[REDACTED]
Method:	ethanol quant.M	Sequence:	11Jun19
Instrument:	US14173023 CN14160045	Injection date:	6/11/2019 5:46:15 PM
Data file:	C:\Chem32\1\Data\11Jun19\62.D	Analyst:	Adrian

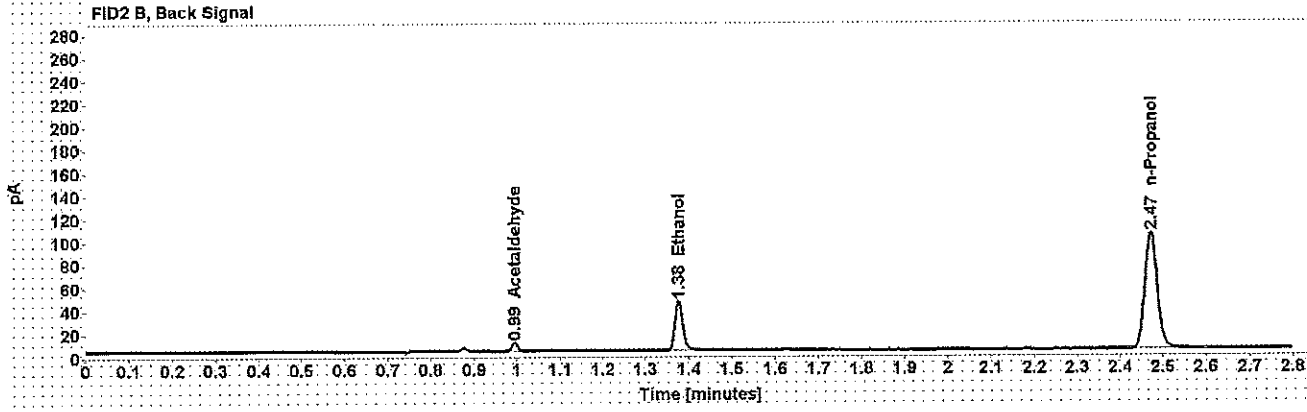
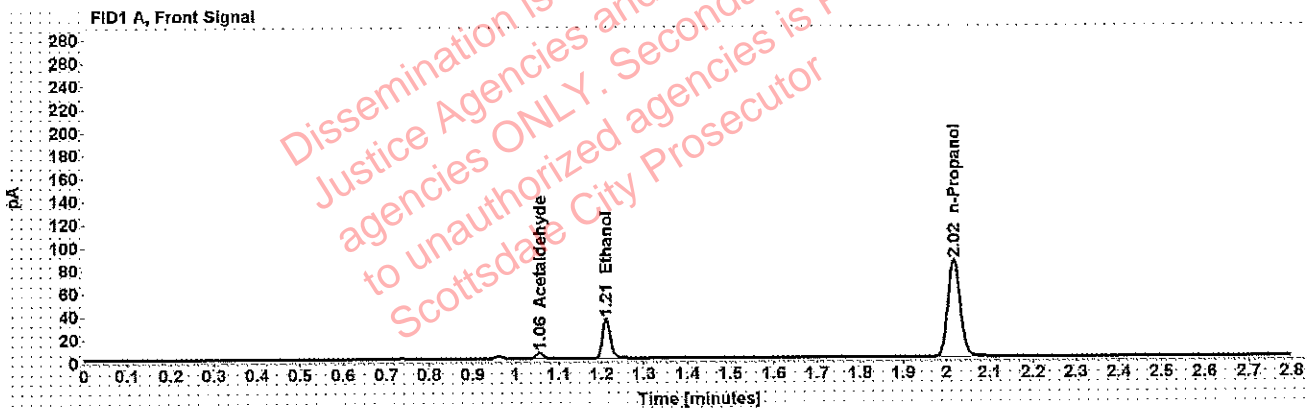


Table 1: FID 1 A (column DB-ALC1)

Compound	Amount (g/100mL)	Time (min)	Peak Area
Acetaldehyde	-----	1.056	5.292
>Ethanol	0.0658	1.211	43.783
n-Propanol	-----	2.017	167.556

Table 2: FID 2 B (column DB-ALC2)

Compound	Time (min)	Peak Area
Acetaldehyde	0.994	6.942
Ethanol	1.377	54.942
n-Propanol	2.472	205.982

Adrian, William - (13-Jun-2019)

Case: User: wadrian 6/13/2019

Scottsdale Police Department Crime Lab Volatiles Analysis

Sample:		Vial:	63
Description:		LIMS ID:	
Method:	ethanol quant.M	Sequence:	11Jun19
Instrument:	US14173023 CN14160045	Injection date:	6/11/2019 5:50:15 PM
Data file:	C:\Chem32\1\Data\11Jun19\63.D	Analyst:	Adrian

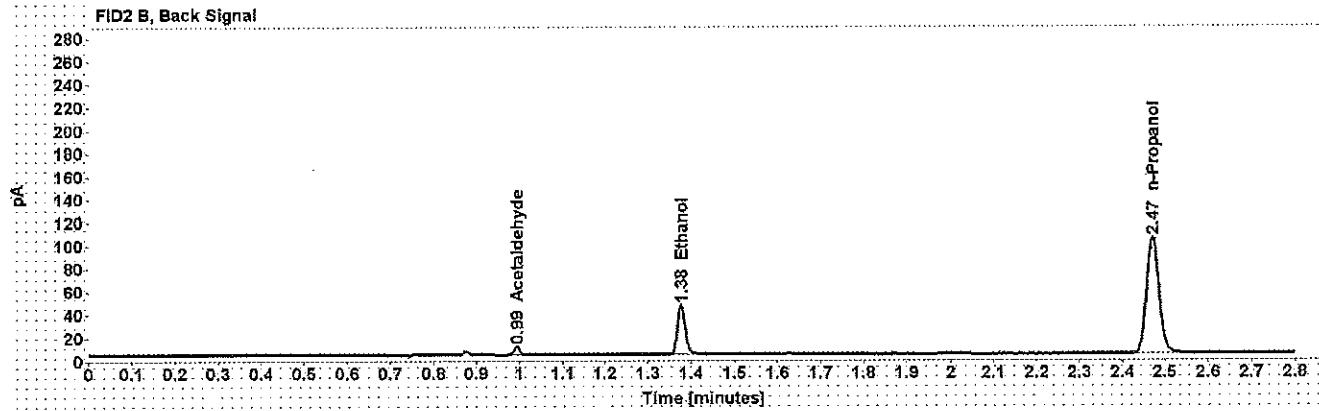
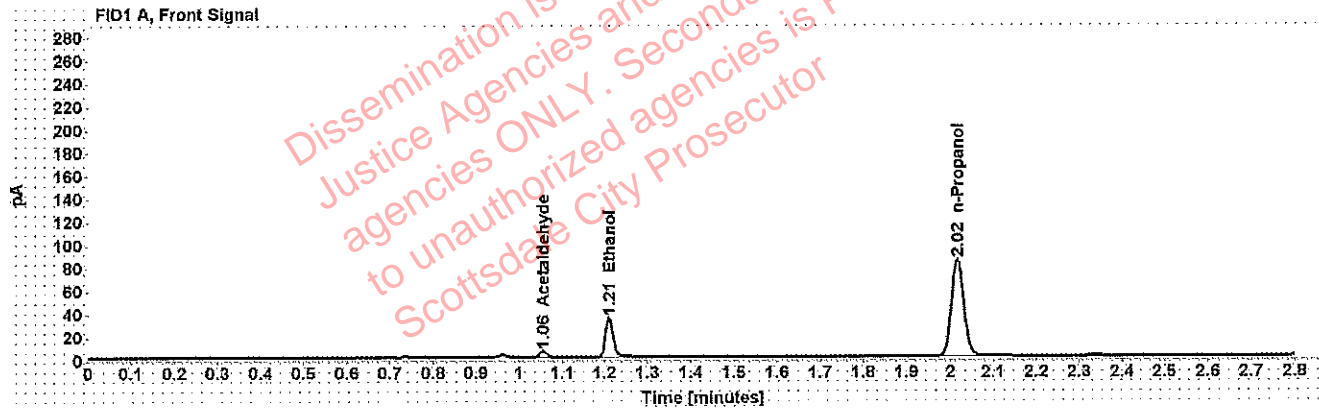


Table 1: FID 1 A (column DB-ALC1)

Compound	Amount (g/100mL)	Time (min)	Peak Area
Acetaldehyde	-----	1.055	5.281
>Ethanol	0.0656	1.211	43.635
n-Propanol	-----	2.016	167.508

Table 2: FID 2 B (column DB-ALC2)

Compound	Time (min)	Peak Area
Acetaldehyde	0.994	6.953
Ethanol	1.376	54.583
n-Propanol	2.471	205.959

Adrian, William - (13-Jun-2019)

Case: [REDACTED] User: wadrian 6/13/2019

Scottsdale Police Department Crime Lab Volatiles Analysis

Sample:	[REDACTED]	Vial:	65
Description:	[REDACTED]	LIMS ID:	[REDACTED]
Method:	ethanol quant.M	Sequence:	11Jun19
Instrument:	US14173023 CN14160045	Injection date:	6/11/2019 5:58:15 PM
Data file:	C:\Chem32\1\Data\11Jun19\65.D	Analyst:	Adrian

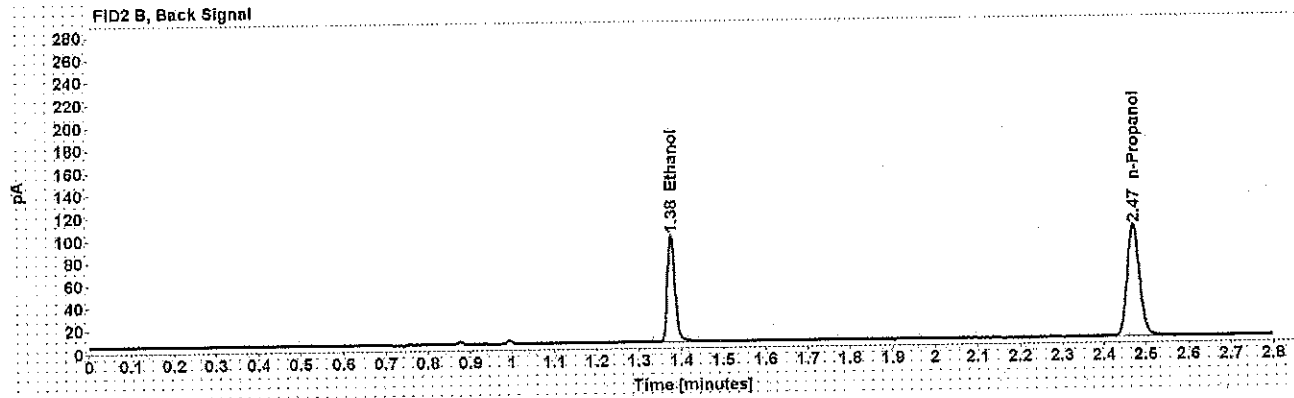
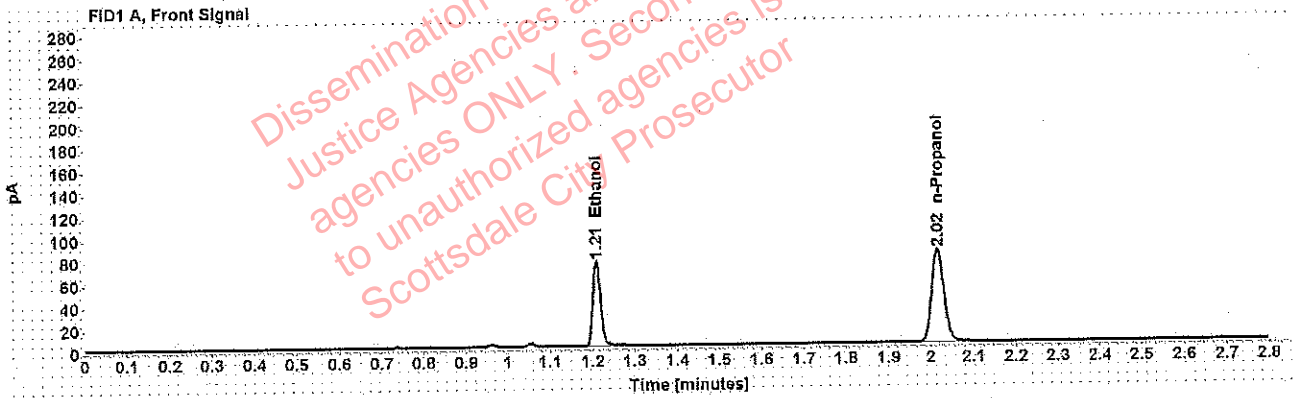


Table 1: FID 1 A (column DB-ALC1)

Compound	Amount (g/100mL)	Time (min)	Peak Area
>Ethanol	0.1460	1.210	96.438
n-Propanol	-----	2.016	165.301

Table 2: FID 2 B (column DB-ALC2)

Compound	Time (min)	Peak Area
Ethanol	1.376	119.859
n-Propanol	2.471	203.074

Adrian, William - (13-Jun-2019)

Case: [REDACTED] User: wadrian 6/13/2019

Scottsdale Police Department Crime Lab Volatiles Analysis

Sample:	[REDACTED]	Vial:	66
Description:	[REDACTED]	LIMS ID:	[REDACTED]
Method:	ethanol.quant.M	Sequence:	11Jun19
Instrument:	US14173023 CN14160045	Injection date:	6/11/2019 6:02:15 PM
Data file:	C:\Chem32\1\Data\11Jun19\66.D	Analyst:	Adrian

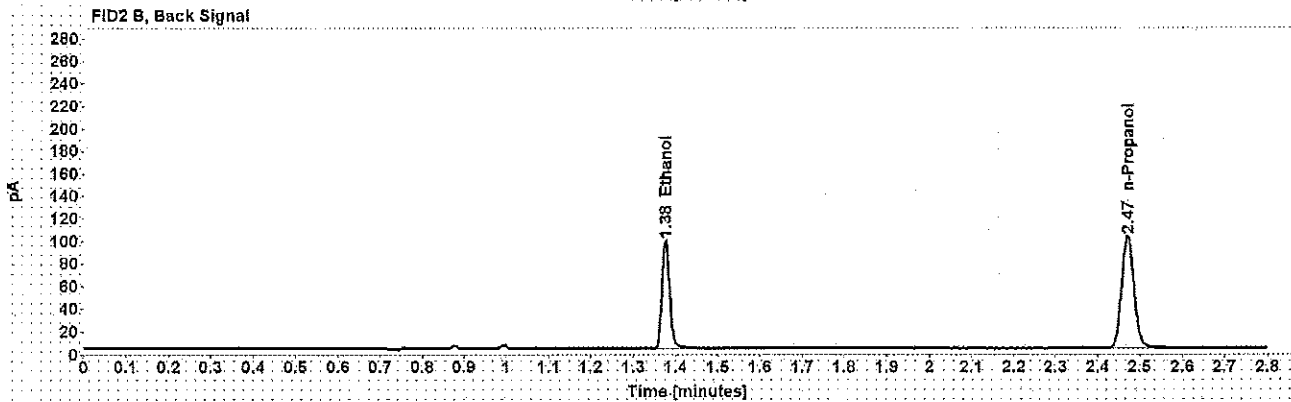
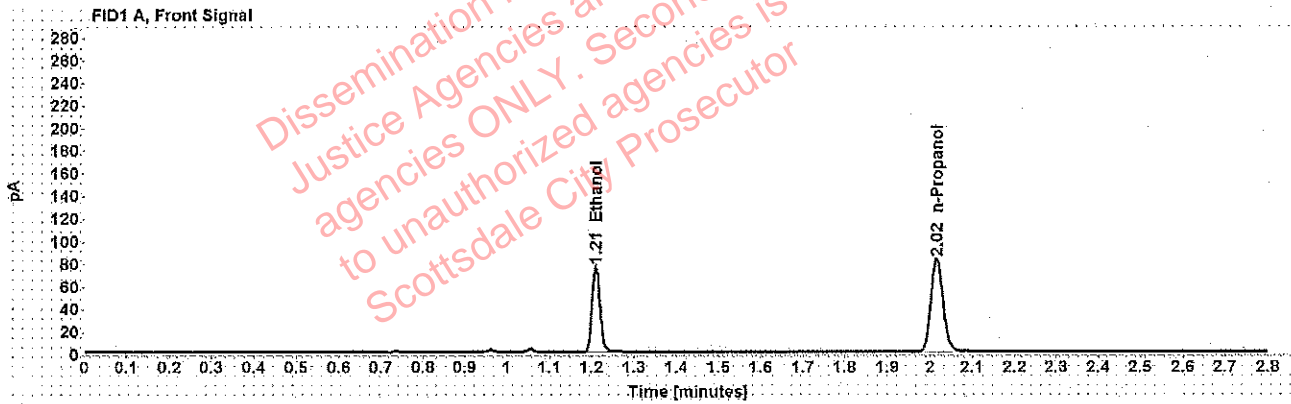


Table 1: FID 1 A (column DB-ALC1)

Compound	Amount (g/100mL)	Time (min)	Peak Area
>Ethanol	0.1465	1.210	96.679
n-Propanol	-----	2.016	165.164

Table 2: FID 2 B (column DB-ALC2)

Compound	Time (min)	Peak Area
Ethanol	1.376	119.849
n-Propanol	2.471	202.843

Scottsdale Police Department Crime Lab Volatiles Analysis

Sample:	[REDACTED]	Vial:	67
Description:	[REDACTED]	LIMS ID:	[REDACTED]
Method:	ethanol quant.M	Sequence:	11Jun19
Instrument:	US14173023 CN14160045	Injection date:	6/11/2019 6:06:30 PM
Data file:	C:\Chem321\Data\11Jun19\67.D	Analyst:	Adrian

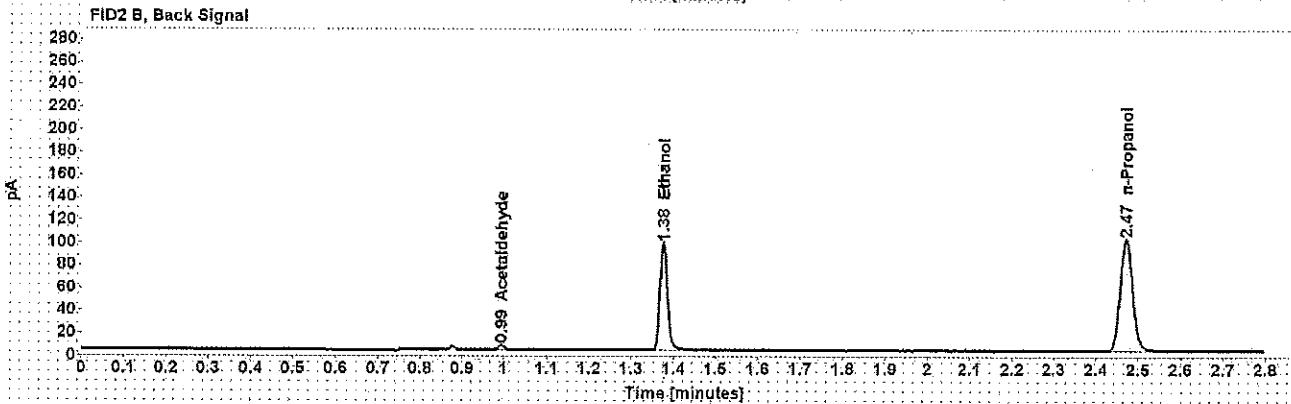
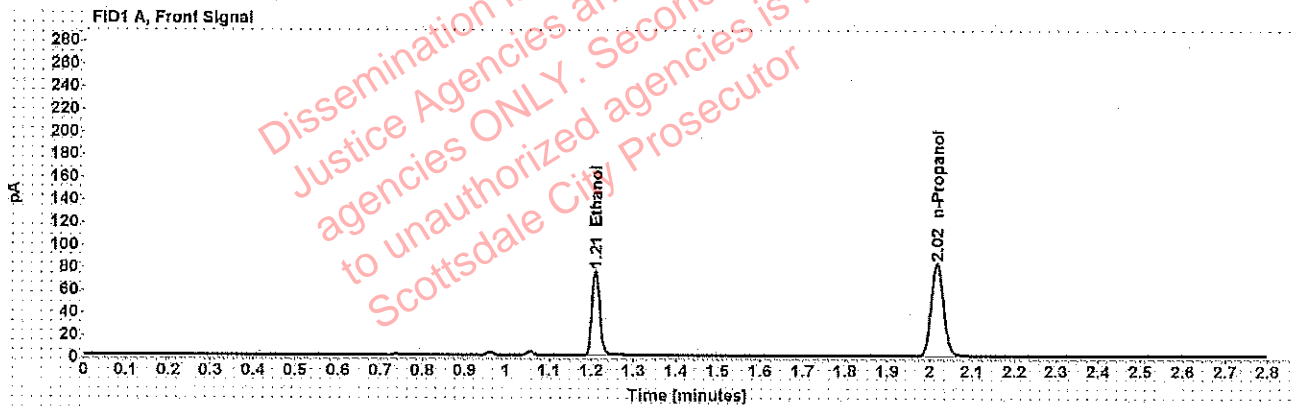


Table 1: FID 1 A (column DB-ALC1)

Compound	Amount (g/100mL)	Time (min)	Peak Area
>Ethanol	0.1466	1.210	96.389
n-Propanol	-----	2.016	164.556

Table 2: FID 2 B (column DB-ALC2)

Compound	Time (min)	Peak Area
Acetaldehyde	0.994	4.169
Ethanol	1.376	119.124
n-Propanol	2.471	202.408

Scottsdale Police Department Crime Lab Volatiles Analysis

Sample:	[REDACTED]	Vial:	68
Description:	[REDACTED]	LIMS ID:	[REDACTED]
Method:	ethanol quant.M	Sequence:	11Jun19
Instrument:	US14173023 CN14160045	Injection date:	6/11/2019 6:10:30 PM
Data file:	C:\Chem32\1\Data\11Jun19\68.D	Analyst:	Adrian

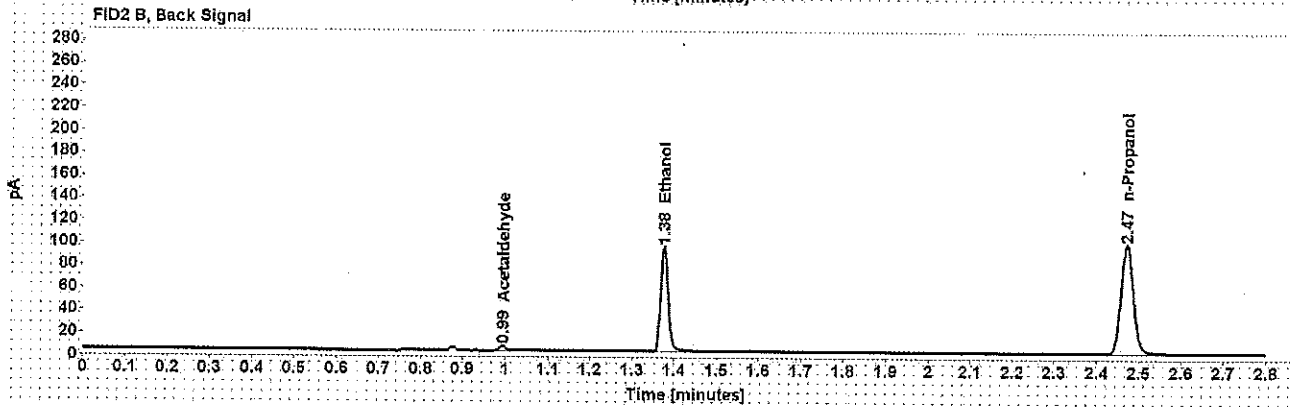
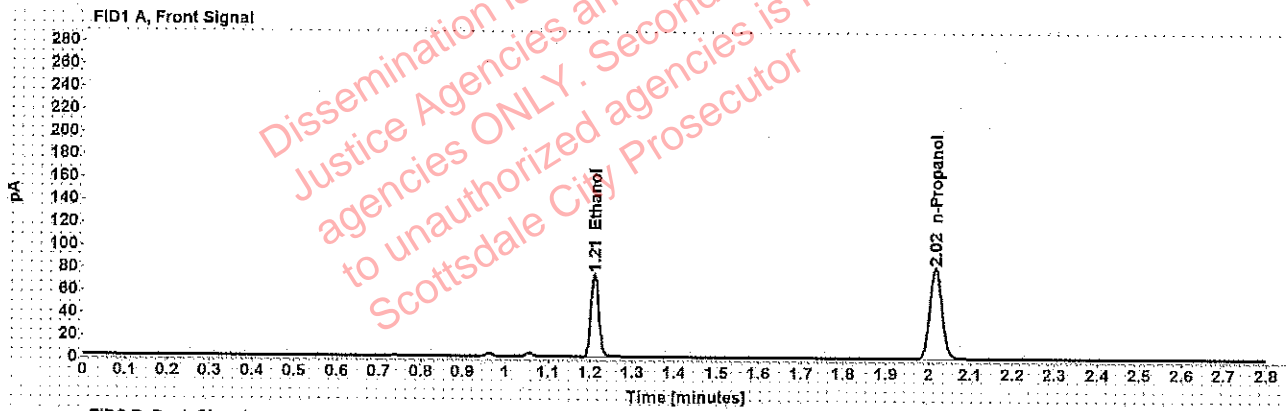


Table 1: FID 1 A (column DB-ALC1)

Compound	Amount (g/100mL)	Time (min)	Peak Area
>Ethanol	0.1466	1.210	94.315
n-Propanol	-----	2.016	161.026

Table 2: FID 2 B (column DB-ALC2)

Compound	Time (min)	Peak Area
Acetaldehyde	0.994	4.081
Ethanol	1.376	116.743
n-Propanol	2.471	197.879