

SCOTTSDALE POLICE DEPARTMENT CRIME LABORATORY BLOOD ALCOHOL FACE SHEET

ANALYSIS DATE 7/30/19 SEQUENCE NAME 30Jul19

EQUIPMENT

Pipettor Hamilton ML600EH7497 Hamilton ML600GJ10749
 Gas Chromatograph Agilent US14173023

INSTRUMENT CALIBRATION

Vial 1 0.02 calibrator Lot FN03241604 Coefficient of determination (r²)
 Vial 2 0.10 calibrator Lot FN02271802 0.99995
 Vial 3 0.20 calibrator Lot FN06231704
 Vial 4 0.40 calibrator Lot FN05131606

CALIBRATION VERIFICATION AND RESOLUTION TEST

Vial	Sample	Expected result	Measured result	Manufacturer/lot
5	blank	Not detected	Not detected	SPD lab 061219
6	Volatiles mixture	6 compounds	6 compounds	SPD lab 070819
7	Aqueous control	0.400 g/dL	0.399 g/dL	Lipomed 08012015-C
8	Aqueous control	0.040 g/dL	0.040 g/dL	Lipomed 09022015-A
9	Blood control	0.198 g/dL	0.197 g/dL	ACQ 407041529/13
20	Aqueous control	0.080 g/dL	0.080 g/dL	Lipomed 03102016-A/1
31	Aqueous control	0.150 g/dL	0.151 g/dL	Lipomed 09022015-C
42	Blood control	0.198 g/dL	0.201 g/dL	ACQ 407041529/13
53	Aqueous control	0.080 g/dL	0.081 g/dL	Lipomed 03102016-A/1
64	Aqueous control	0.400 g/dL	0.405 g/dL	Lipomed 08012015-C
65	Aqueous control	0.040 g/dL	0.041 g/dL	Lipomed 09022015-A
66	Blood control	0.198 g/dL	0.199 g/dL	ACQ 407041529/13
67	blank	Not detected	Not detected	SPD Lab 040919WB

SUBJECT SAMPLES

Subjects in the sequence 25 Subjects requiring reanalysis 0

ADDITIONAL NOTES: All testing proceeded as expected.

Run valid Run invalid
 Run invalid KOSECKI 7/30/19 Analyst
 Run valid Run invalid _____ Technical Reviewer

Scottsdale Police Department Crime Laboratory Sequence Quality Assurance Summary

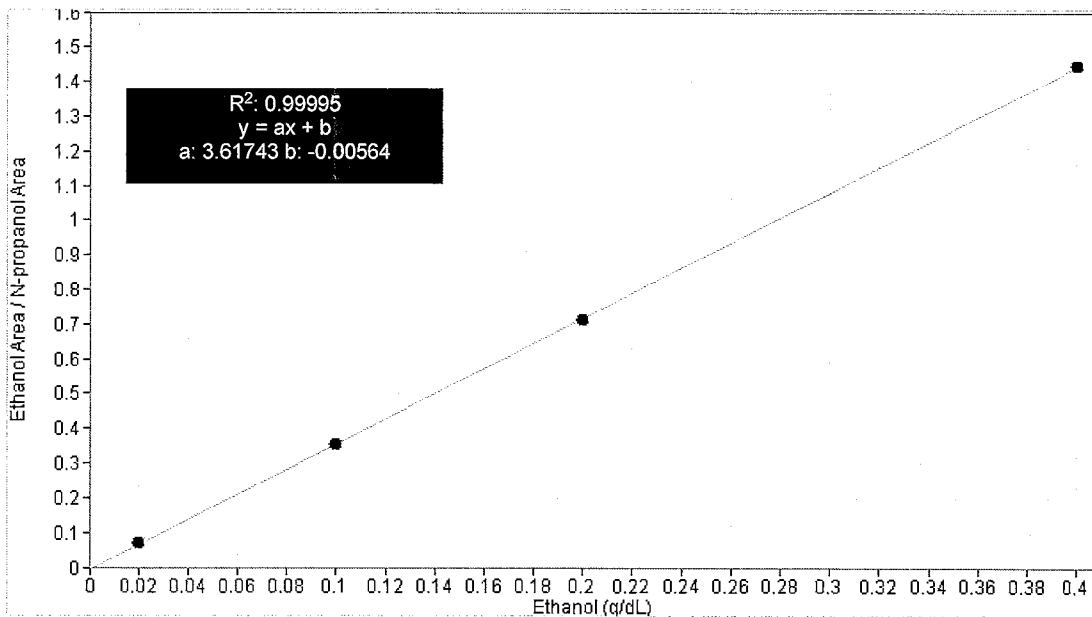
SEQUENCE NAME: 30Jul19

ANALYST: Kosecki *K*

Sample Name	Vial	Measured Value (g/dL)	Expected Value (g/dL)	Percent Difference	Absolute Difference (g/dL)
blank 061219	5	negative	negative	-	-
0.400 08012015-C	7	0.399	0.400	0.25	-0.001
0.040 09022015-A	8	0.040	0.040	0.00	0.000
0.198 407041529/13	9	0.197	0.198	0.51	-0.001
0.080 03102016-A/1	20	0.080	0.080	0.00	0.000
0.150 09022015-C	31	0.151	0.150	0.67	0.001
0.198 407041529/13	42	0.201	0.198	1.52	0.003
0.080 03102016-A/1	53	0.081	0.080	1.25	0.001
0.40 08012015-C	64	0.405	0.400	1.25	0.005
0.04 09022015-A	65	0.041	0.040	2.50	0.001
0.198 407041529/13	66	0.199	0.198	0.51	0.001
blank 040919WB	67	negative	negative	-	-

Calibrator	Ethanol Area	N-propanol Area	Ratio
0.020	11.795	169.641	0.070
0.100	61.619	172.748	0.357
0.200	124.524	174.998	0.712
0.400	243.043	168.293	1.444

Calibration Line



Scottsdale Police Department Crime Lab Volatiles Analysis

Sample: FN03241604	Vial: 1
Description: 0.020 callibrator	Sequence: 30Jul19
Method: ethanol quant.M	Injection date: 7/30/2019 9:12:22 AM
Instrument: US14173023 CN14160045	Analyst: Kosecki <i>AK</i>
Data file: C:\Chem32\1\Data\30Jul19\1.D	

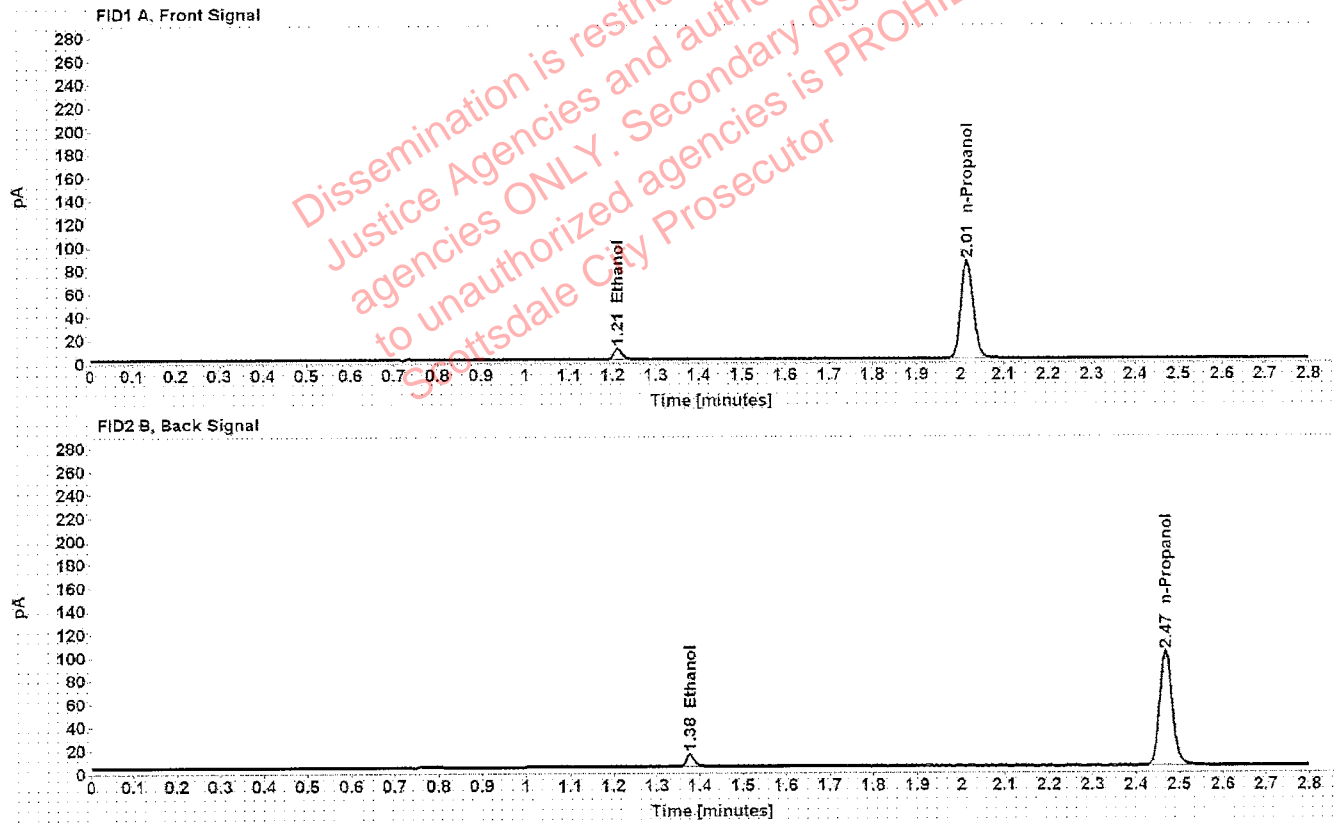


Table 1: FID 1 A (column DB-ALC1)

Compound	Time (min)	Peak Area
Ethanol	1.212	11.795
n-Propanol	2.014	169.641

Table 2: FID 2 B (column DB-ALC2)

Compound	Time (min)	Peak Area
Ethanol	1.376	14.268
n-Propanol	2.468	201.457

Scottsdale Police Department Crime Lab Volatiles Analysis

Sample: FN02271802	Vial: 2
Description: 0.100 calibrator	Sequence: 30Jul19
Method: ethanol quant.M	Injection date: 7/30/2019 9:16:22 AM
Instrument: US14173023 CN14160045	Analyst: Kosecki AK
Data file: C:\Chem32\1\Data\30Jul19\2.D	

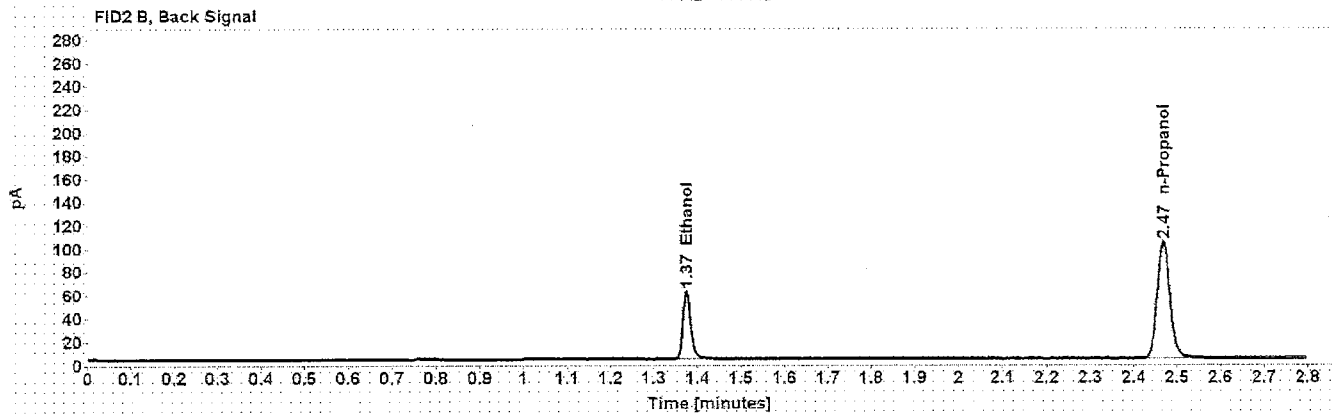
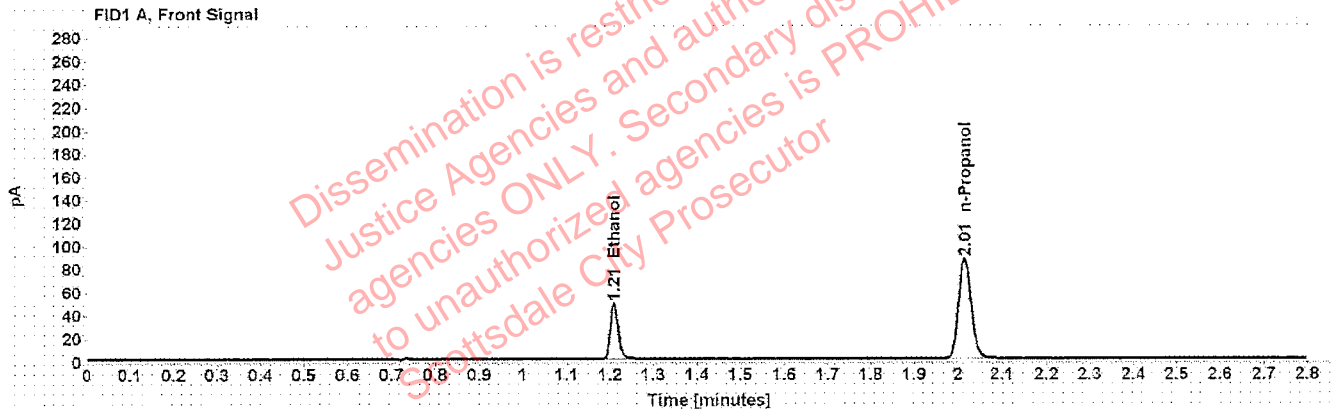


Table 1: FID 1 A (column DB-ALC1)

Compound	Time (min)	Peak Area
Ethanol	1.209	61.619
n-Propanol	2.014	172.748

Table 2: FID 2 B (column DB-ALC2)

Compound	Time (min)	Peak Area
Ethanol	1.375	75.049
n-Propanol	2.468	206.717

Scottsdale Police Department Crime Lab Volatiles Analysis

Sample:	FN06231704	Vial:	3
Description:	0.200 calibrator	Sequence:	30Jul19
Method:	ethanol quant.M	Injection date:	7/30/2019 9:20:22 AM
Instrument:	US14173023 CN14160045	Analyst:	Kosecki AK
Data file:	C:\Chem32\1\Data\30Jul19\3.D		

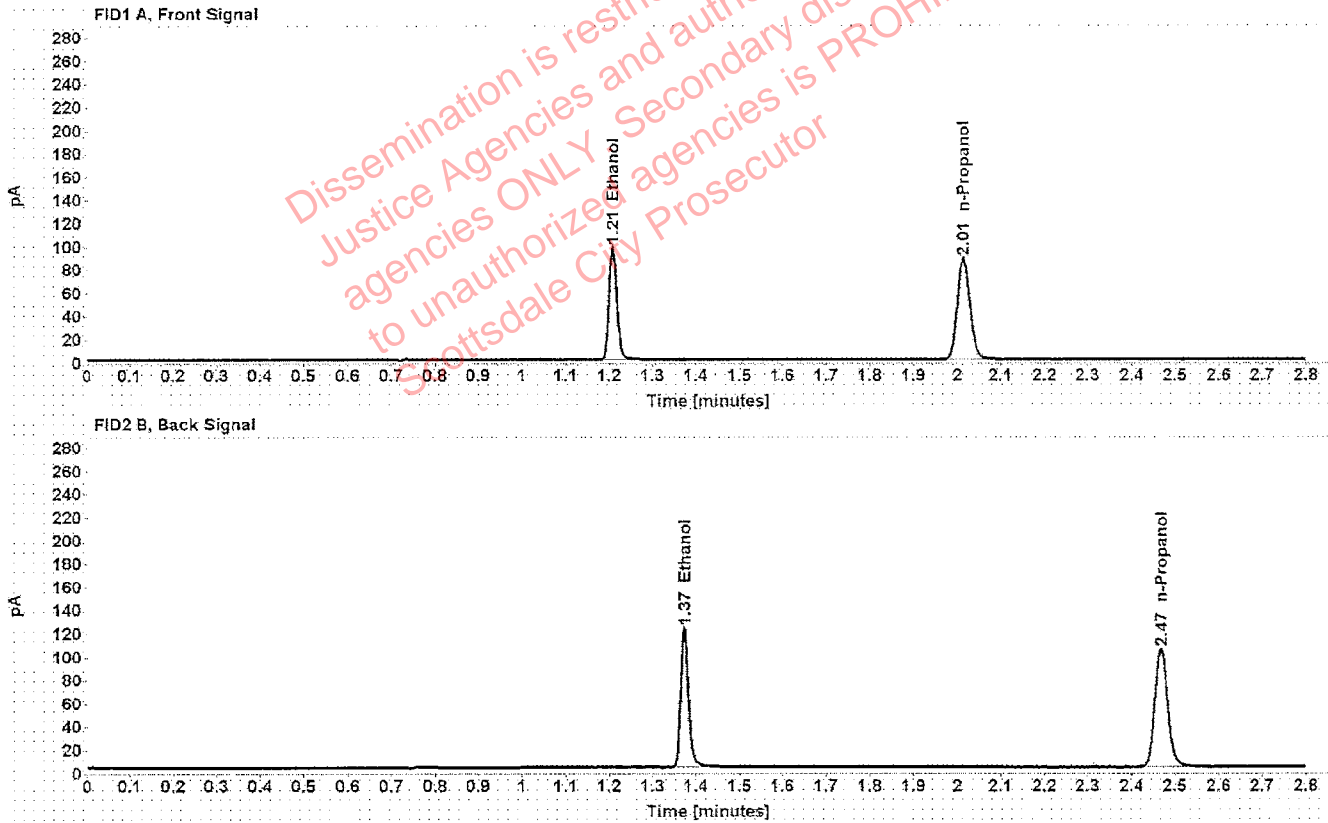


Table 1: FID 1 A (column DB-ALC1)

Compound	Time (min)	Peak Area
Ethanol	1.208	124.524
n-Propanol	2.014	174.998

Table 2: FID 2 B (column DB-ALC2)

Compound	Time (min)	Peak Area
Ethanol	1.374	152.819
n-Propanol	2.468	209.645

Scottsdale Police Department Crime Lab Volatiles Analysis

Sample: FN05131606	Vial: 4
Description: 0.400 calibrator	Sequence: 30Jul19
Method: ethanol quant.M	Injection date: 7/30/2019 9:24:21 AM
Instrument: US14173023 CN14160045	Analyst: Kosecki AK
Data file: C:\Chem32\1\Data\30Jul19\4.D	

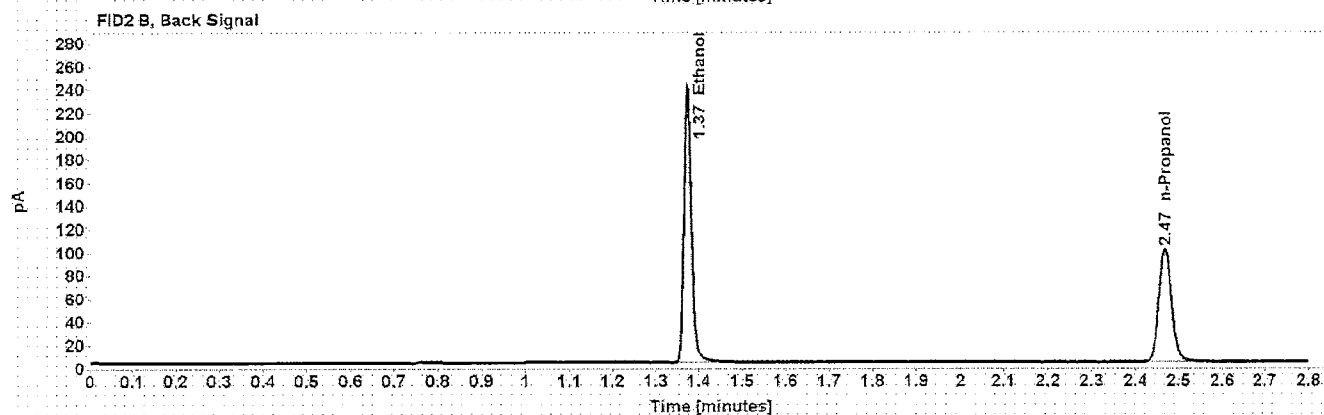
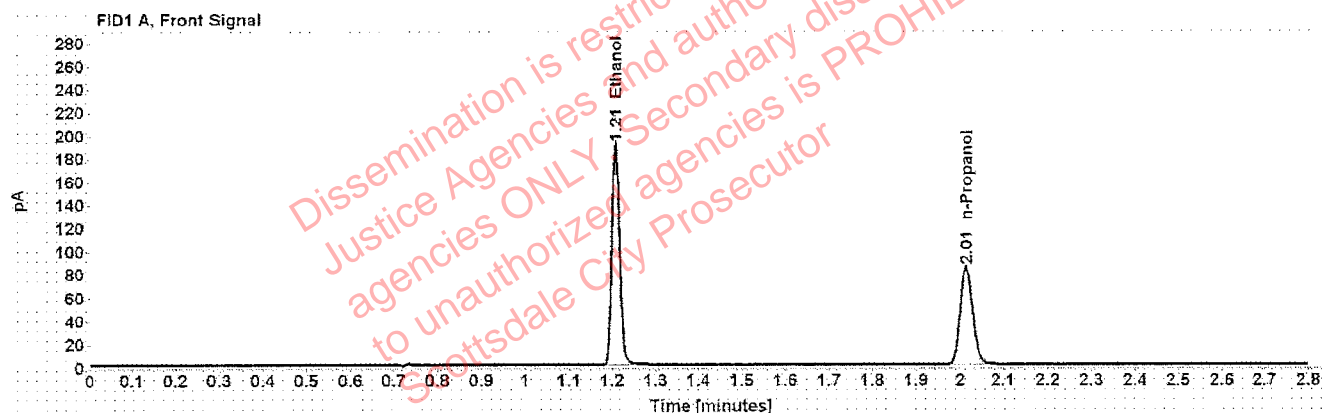


Table 1: FID 1 A (column DB-ALC1)

Compound	Time (min)	Peak Area
Ethanol	1.208	243.043
n-Propanol	2.014	168.293

Table 2: FID 2 B (column DB-ALC2)

Compound	Time (min)	Peak Area
Ethanol	1.374	300.119
n-Propanol	2.468	202.239

Scottsdale Police Department Crime Lab Volatiles Analysis

Sample: 061219	Vial: 5
Description: Negative	LIMS ID:
Method: ethanol quant.M	Sequence: 30Jul19
Instrument: US14173023 CN14160045	Injection date: 7/30/2019 9:28:22 AM
Data file: C:\Chem32\1\Data\30Jul19\5.D	Analyst: Kosecki <i>A</i>

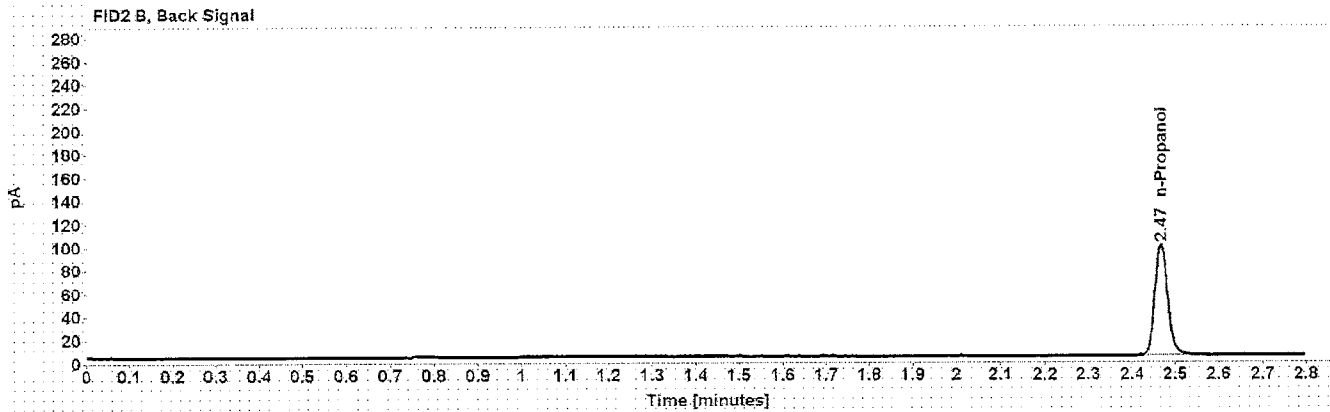


Table 1: FID 1 A (column DB-ALC1)

Compound	Amount (g/100mL)	Time (min)	Peak Area
n-Propanol	-----	2.013	165.847

Table 2: FID 2 B (column DB-ALC2)

Compound	Time (min)	Peak Area
n-Propanol	2.467	198.322

Scottsdale Police Department Crime Lab Volatiles Analysis

Sample:	070819	Vial:	6
Description:	Volatiles mix	LIMS ID:	
Method:	ethanol quant.M	Sequence:	30Jul19
Instrument:	US14173023 CN14160045	Injection date:	7/30/2019 9:32:22 AM
Data file:	C:\Chem32\11Data\30Jul19\6.D	Analyst:	Kosecki <i>AK</i>

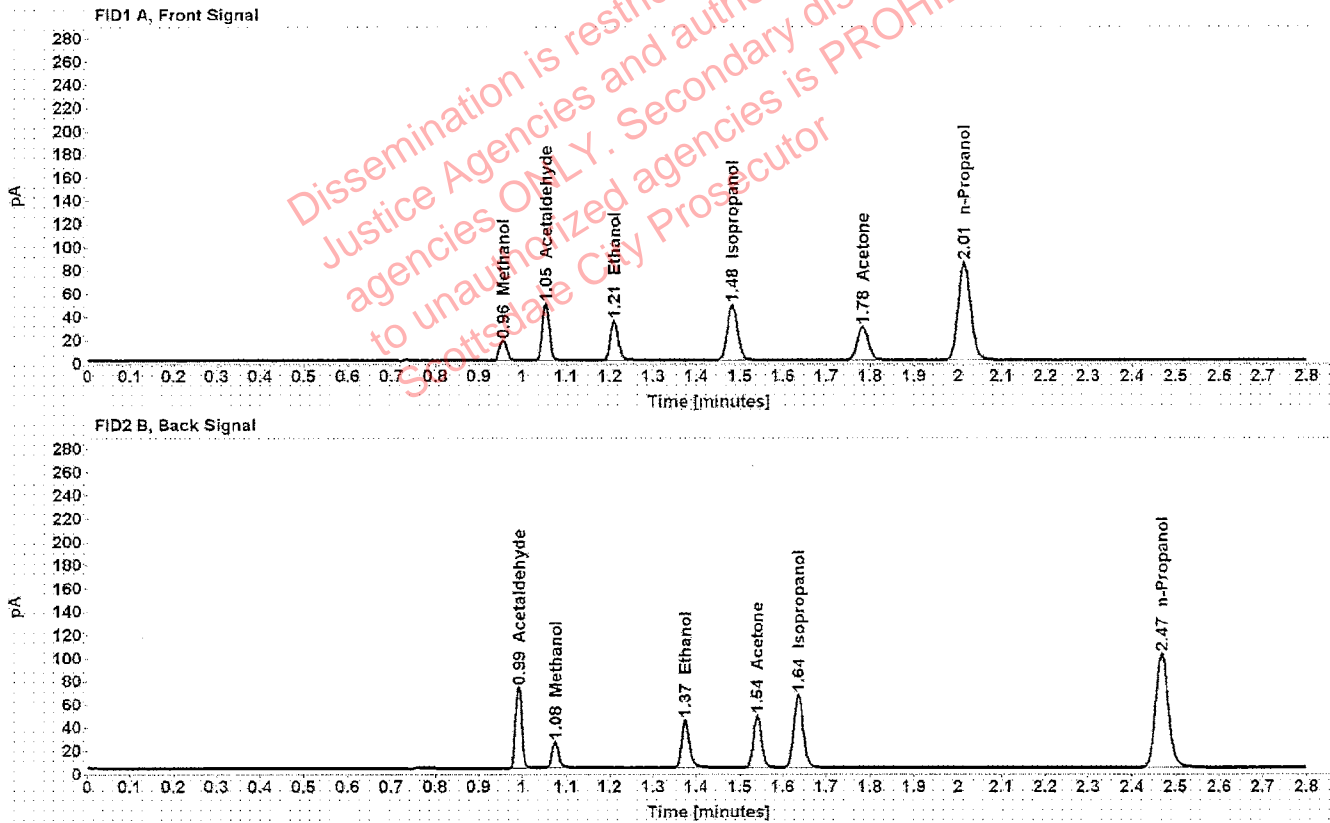


Table 1: FID 1 A (column DB-ALC1)

Compound	Amount (g/100mL)	Time (min)	Peak Area
Methanol	-----	0.956	19.500
Acetaldehyde	-----	1.054	53.726
>Ethanol	0.0733	1.209	43.892
Isopropanol	-----	1.482	77.421
Acetone	-----	1.782	50.055
n-Propanol	-----	2.014	169.036

Table 2: FID 2 B (column DB-ALC2)

Compound	Time (min)	Peak Area
Acetaldehyde	0.992	69.418
Methanol	1.076	24.760
Ethanol	1.375	53.492
Acetone	1.541	60.576
Isopropanol	1.636	97.534
n-Propanol	2.468	203.313

Scottsdale Police Department Crime Lab Volatiles Analysis

Sample: 08012015-C	Vial: 7
Description: 0.400	LIMS ID:
Method: ethanol quant.M	Sequence: 30Jul19
Instrument: US14173023 CN14160045	Injection date: 7/30/2019 9:36:37 AM
Data file: C:\Chem32\1\Data\30Jul19\7.D	Analyst: Kosecki <i>AK</i>

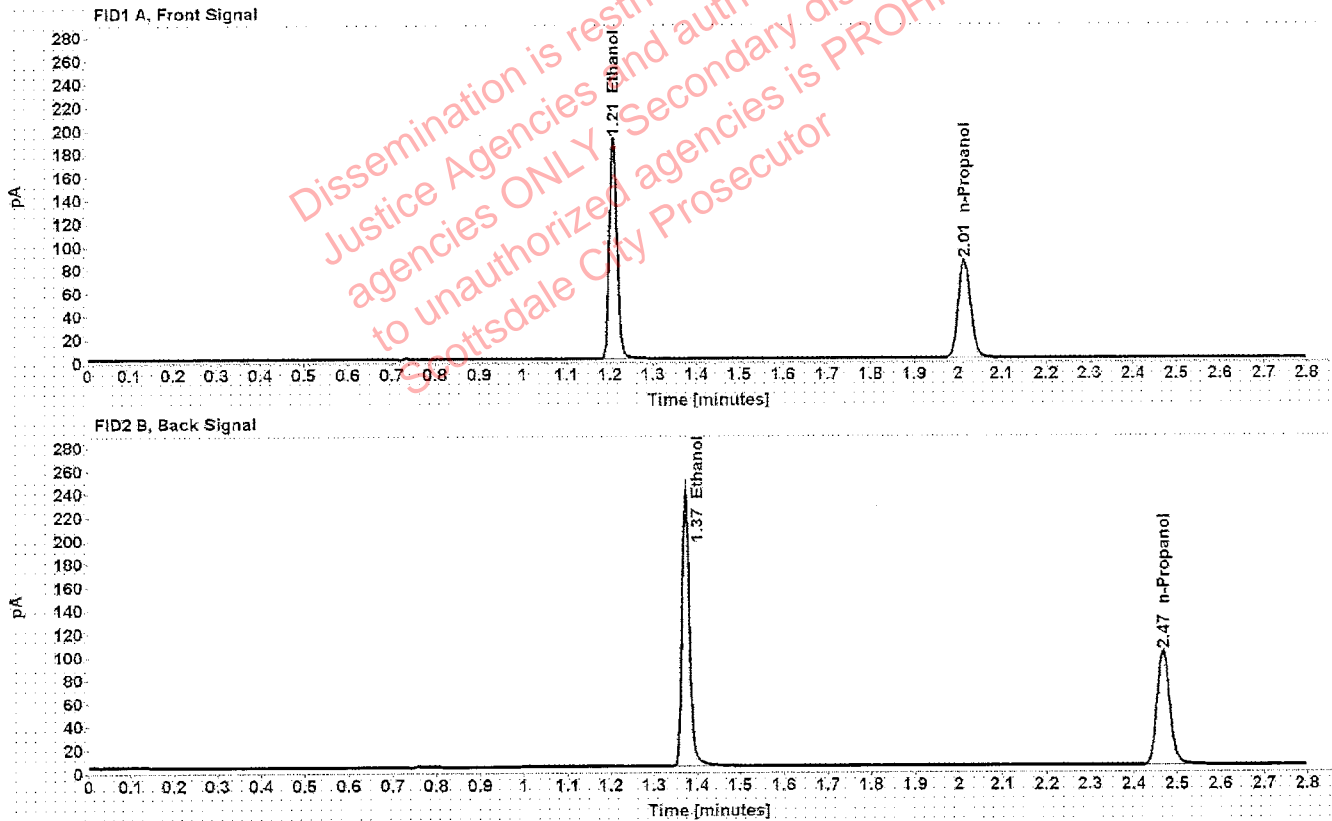


Table 1: FID 1 A (column DB-ALC1)

Compound	Amount (g/100mL)	Time (min)	Peak Area
>Ethanol	0.3991	1.207	242.774
n-Propanol	-----	2.014	168.821

Table 2: FID 2 B (column DB-ALC2)

Compound	Time (min)	Peak Area
Ethanol	1.373	299.733
n-Propanol	2.468	202.873

Scottsdale Police Department Crime Lab Volatiles Analysis

Sample:	09022015-A	Vial:	8
Description:	0.040	LIMS ID:	
Method:	ethanol quant.M	Sequence:	30Jul19
Instrument:	US14173023 CN14160045	Injection date:	7/30/2019 9:40:37 AM
Data file:	C:\Chem32\1\Data\30Jul19\8.D	Analyst:	Kosecki <i>AK</i>

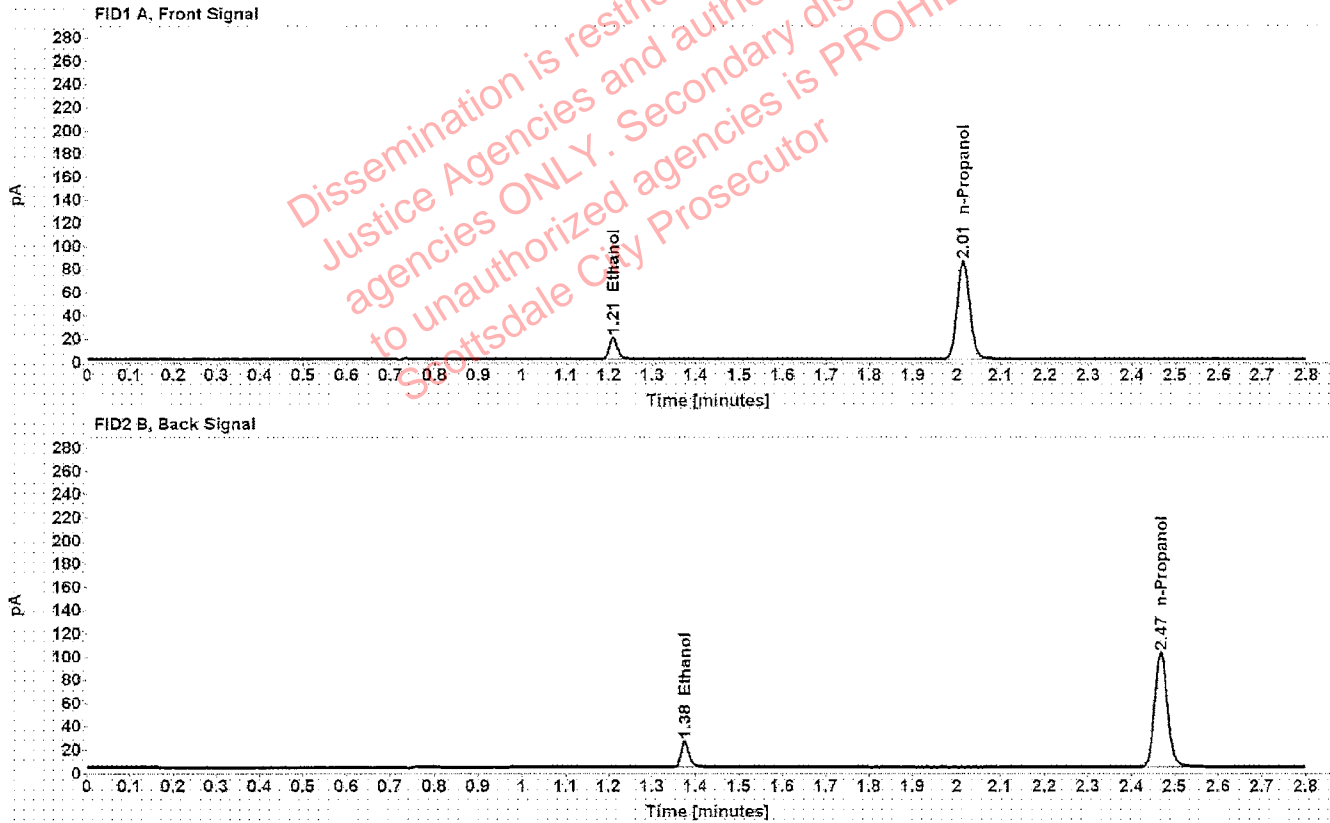


Table 1: FID 1 A (column DB-ALC1)

Compound	Amount (g/100mL)	Time (min)	Peak Area
>Ethanol	0.0405	1.210	23.903
n-Propanol	-----	2.014	169.897

Table 2: FID 2 B (column DB-ALC2)

Compound	Time (min)	Peak Area
Ethanol	1.375	28.986
n-Propanol	2.468	203.723

Scottsdale Police Department Crime Lab Volatiles Analysis

Sample:	407041529/13	Vial:	9
Description:	0.198	LIMS ID:	
Method:	ethanol quant.M	Sequence:	30Jul19
Instrument:	US14173023 CN14160045	Injection date:	7/30/2019 9:44:36 AM
Data file:	C:\Chem32\1\Data\30Jul19\9.D	Analyst:	Kosecki AK

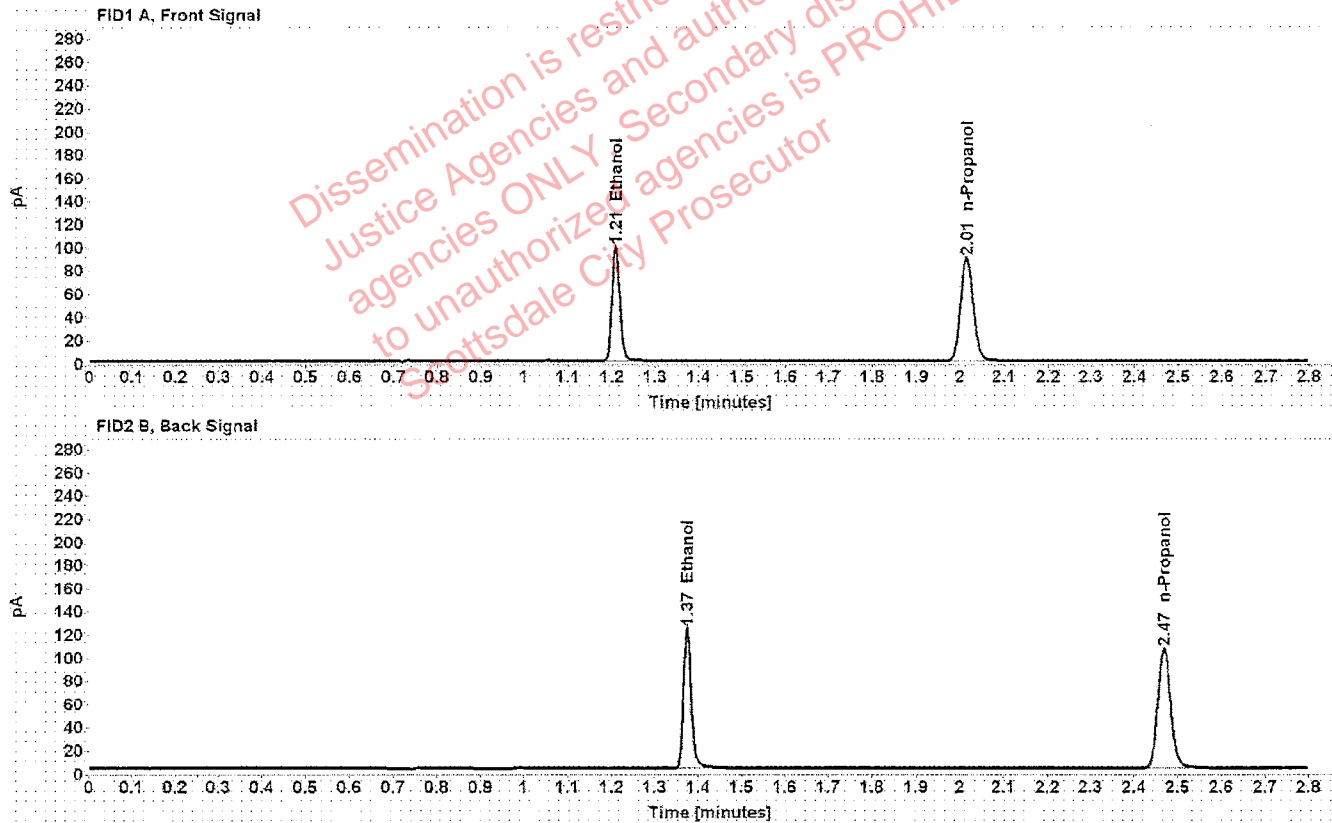


Table 1: FID 1 A (column DB-ALC1)

Compound	Amount (g/100mL)	Time (min)	Peak Area
>Ethanol	0.1977	1.209	125.869
n-Propanol	-----	2.014	177.378

Table 2: FID 2 B (column DB-ALC2)

Compound	Time (min)	Peak Area
Ethanol	1.375	154.588
n-Propanol	2.469	212.858

Scottsdale Police Department Crime Lab Volatiles Analysis

Sample: 03102016-A/1	Vial: 20
Description: 0.080	LIMS ID:
Method: ethanol quant.M	Sequence: 30Jul19
Instrument: US14173023 CN14160045	Injection date: 7/30/2019 10:29:07 AM
Data file: C:\Chem32\1\Data\30Jul19\20.D	Analyst: Kosecki <i>AK</i>

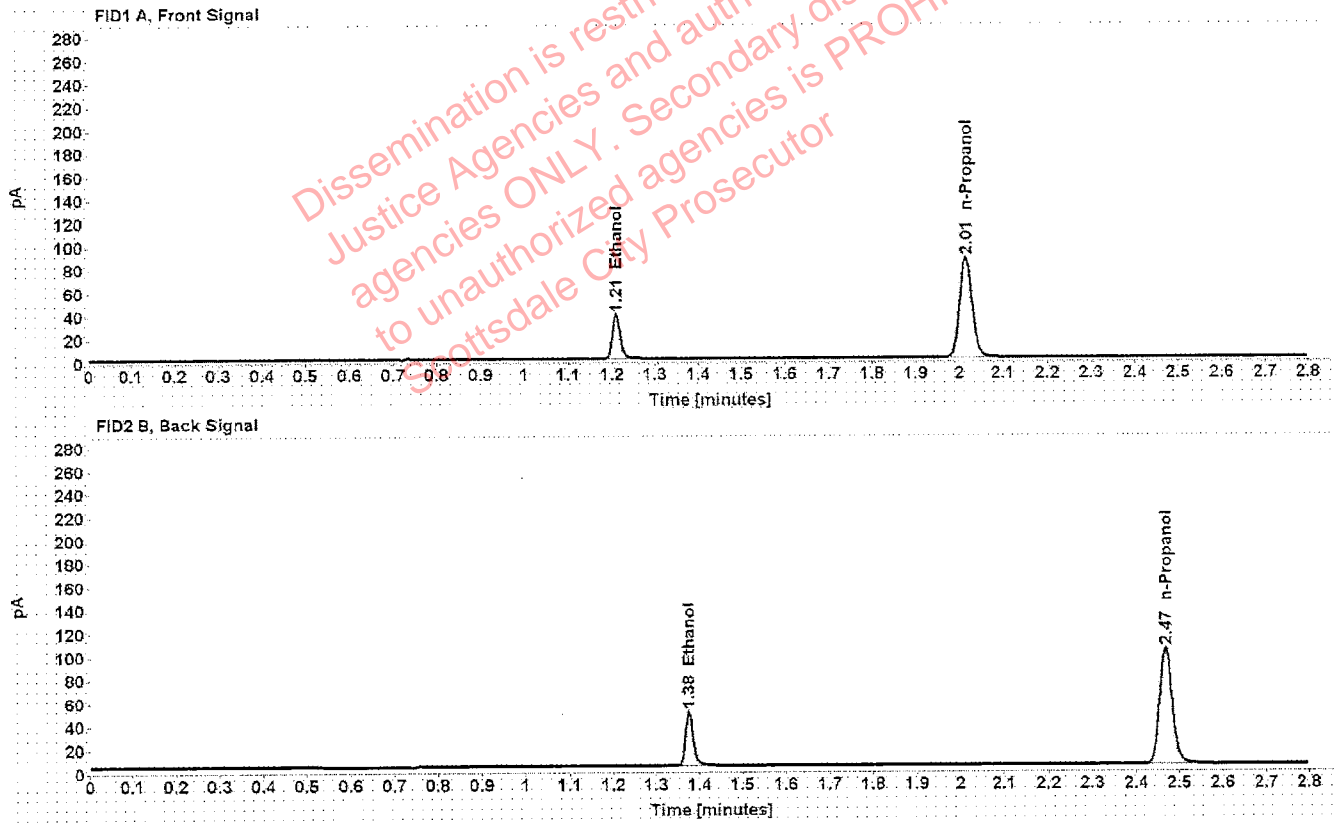


Table 1: FID 1 A (column DB-ALC1)

Compound	Amount (g/100mL)	Time (min)	Peak Area
>Ethanol	0.0804	1.210	49.185
n-Propanol	-----	2.014	172.450

Table 2: FID 2 B (column DB-ALC2)

Compound	Time (min)	Peak Area
Ethanol	1.375	60.144
n-Propanol	2.468	206.936

Scottsdale Police Department Crime Lab Volatiles Analysis

Sample:	09022015-C	Vial:	31
Description:	0.150	LIMS ID:	
Method:	ethanol quant.M	Sequence:	30Jul19
Instrument:	US14173023 CN14160045	Injection date:	7/30/2019 11:13:37 AM
Data file:	C:\Chem32\1\Data\30Jul19\31.D	Analyst:	Kosecki AK

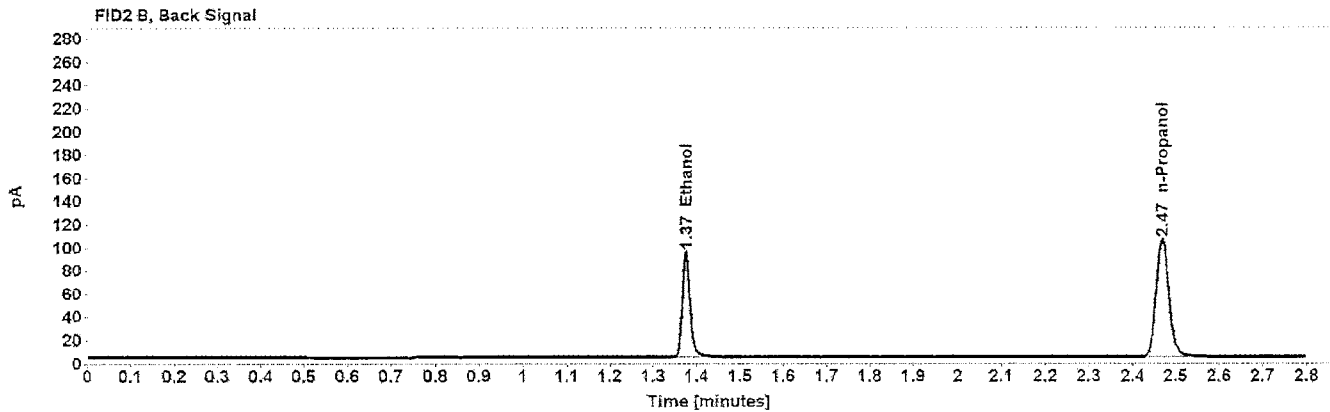
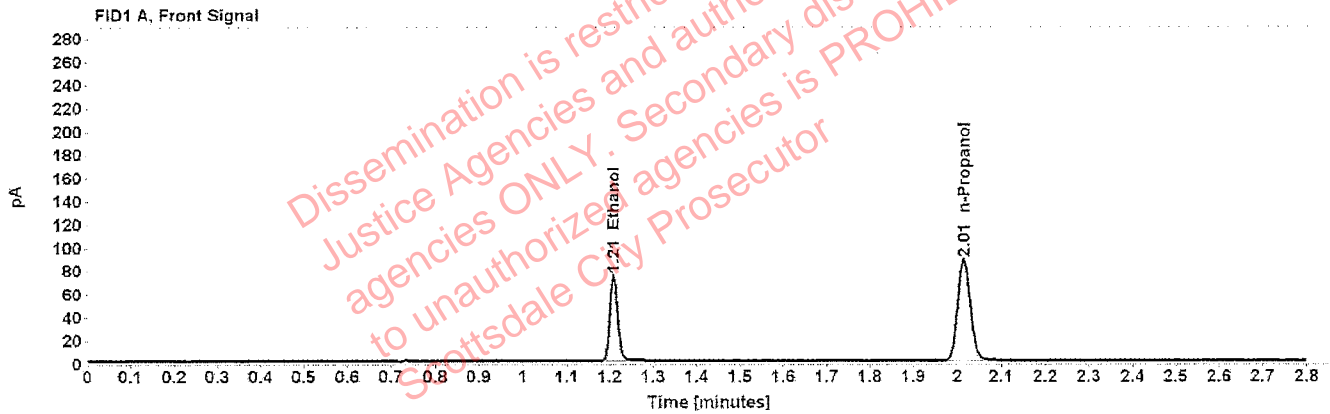


Table 1: FID 1 A (column DB-ALC1)

Compound	Amount (g/100mL)	Time (min)	Peak Area
>Ethanol	0.1516	1.209	94.880
n-Propanol	-----	2.015	174.759

Table 2: FID 2 B (column DB-ALC2)

Compound	Time (min)	Peak Area
Ethanol	1.375	116.399
n-Propanol	2.469	209.931

Scottsdale Police Department Crime Lab Volatiles Analysis

Sample: 407041529/13	Vial: 42
Description: 0.198	LIMS ID:
Method: ethanol quant.M	Sequence: 30Jul19
Instrument: US14173023 CN14160045	Injection date: 7/30/2019 11:57:52 AM
Data file: C:\Chem32\1\Data\30Jul19\42.D	Analyst: Kosecki A

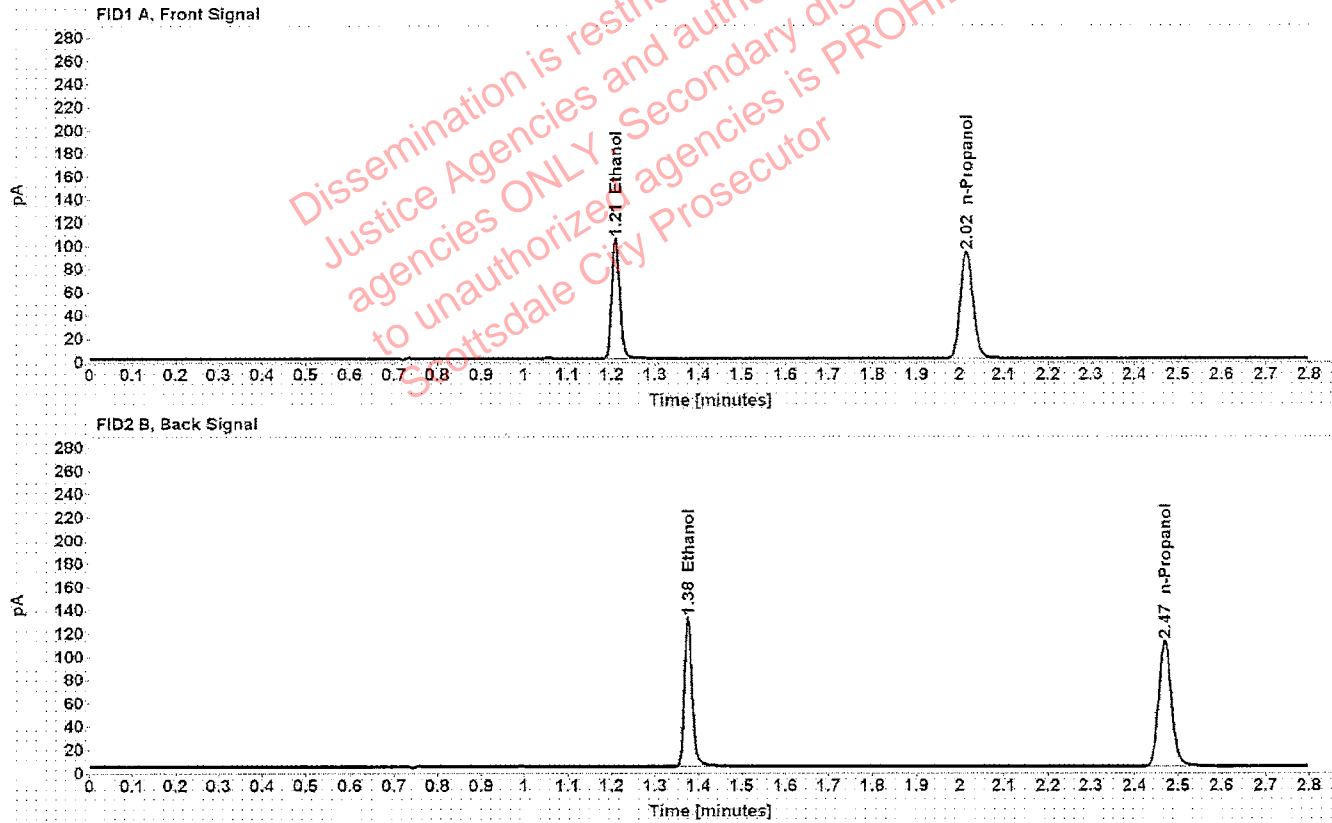


Table 1: FID 1 A (column DB-ALC1)

Compound	Amount (g/100mL)	Time (min)	Peak Area
>Ethanol	0.2014	1.209	133.131
n-Propanol	-----	2.015	184.153

Table 2: FID 2 B (column DB-ALC2)

Compound	Time (min)	Peak Area
Ethanol	1.376	163.887
n-Propanol	2.470	222.302

Scottsdale Police Department Crime Lab Volatiles Analysis

Sample: 03102016-A/1	Vial: 53
Description: 0.080	LIMS ID:
Method: ethanol quant.M	Sequence: 30Jul19
Instrument: US14173023 CN14160045	Injection date: 7/30/2019 12:42:22 PM
Data file: C:\Chem32\1\Data\30Jul19\53.D	Analyst: Kosecki <i>AK</i>

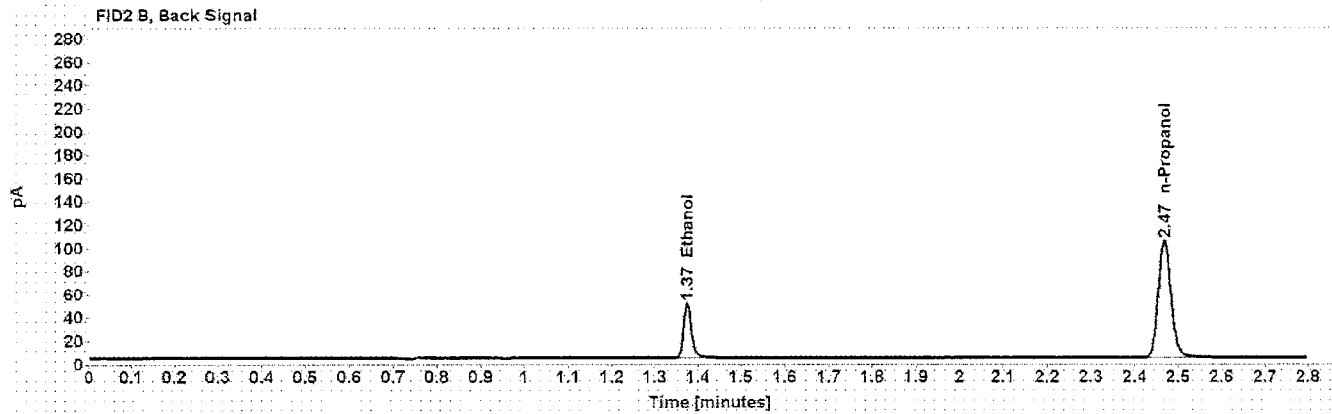
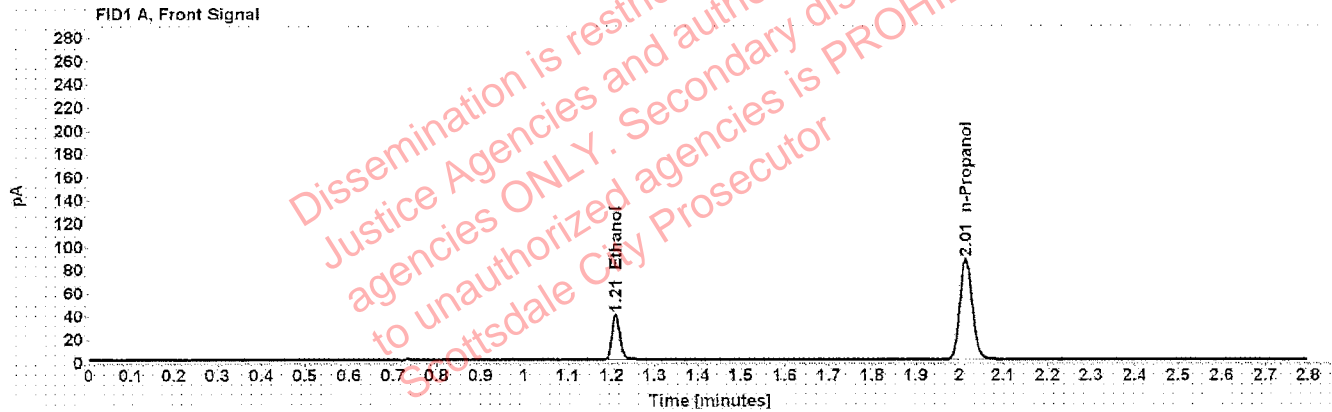


Table 1: FID 1 A (column DB-ALC1)

Compound	Amount (g/100mL)	Time (min)	Peak Area
>Ethanol	0.0815	1.209	50.069
n-Propanol	-----	2.014	173.249

Table 2: FID 2 B (column DB-ALC2)

Compound	Time (min)	Peak Area
Ethanol	1.375	61.499
n-Propanol	2.468	208.985

Scottsdale Police Department Crime Lab Volatiles Analysis

Sample: 08012015-C	Vial: 64
Description: 0.400	LIMS ID:
Method: ethanol quant.M	Sequence: 30Jul19
Instrument: US14173023 CN14160045	Injection date: 7/30/2019 1:26:52 PM
Data file: C:\Chem32\1\Data\30Jul19\64.D	Analyst: Kosecki <i>AK</i>

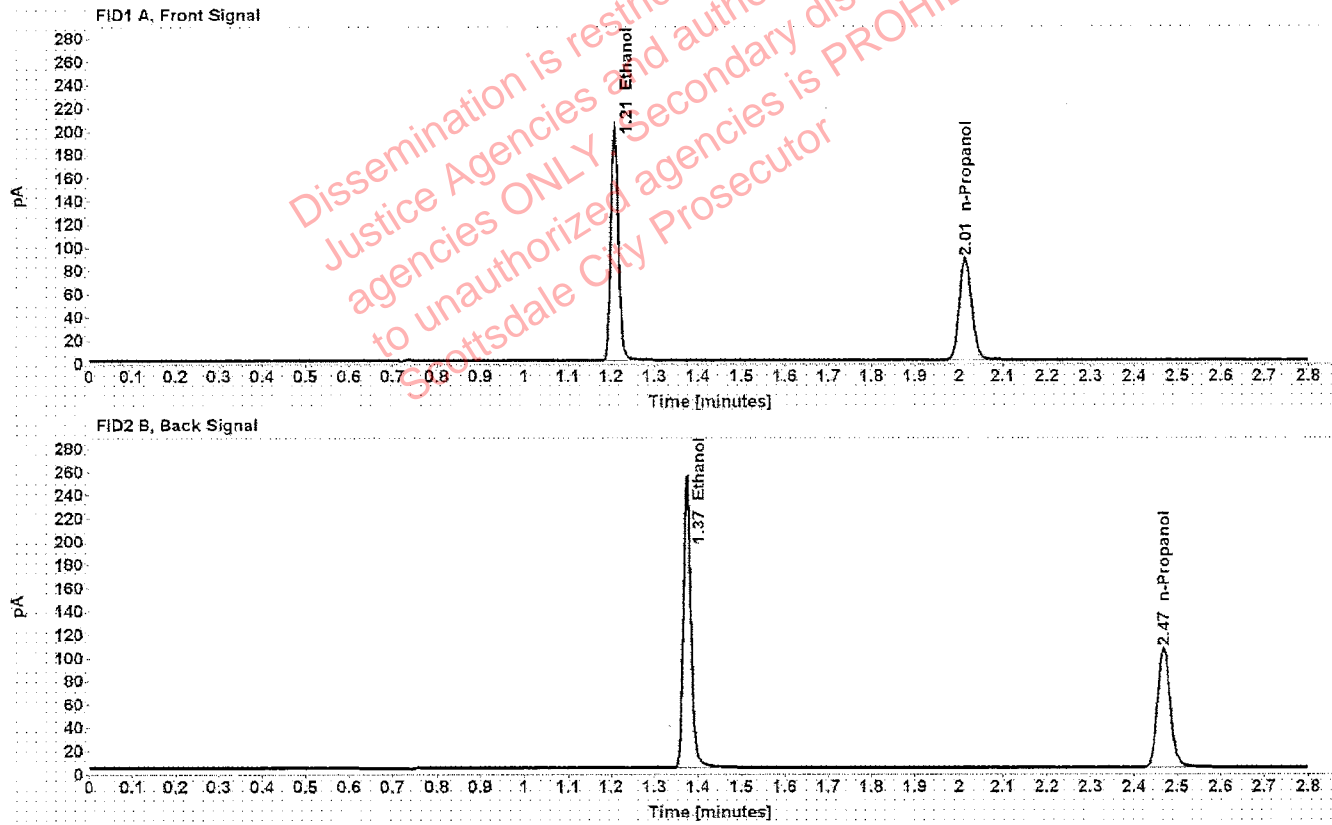


Table 1: FID 1 A (column DB-ALC1)

Compound	Amount (g/100mL)	Time (min)	Peak Area
>Ethanol	0.4051	1.208	256.195
n-Propanol	-----	2.014	175.507

Table 2: FID 2 B (column DB-ALC2)

Compound	Time (min)	Peak Area
Ethanol	1.374	317.531
n-Propanol	2.469	212.255

Scottsdale Police Department Crime Lab Volatiles Analysis

Sample: 09022015-A	Vial: 65
Description: 0.040	LIMS ID:
Method: ethanol quant.M	Sequence: 30Jul19
Instrument: US14173023 CN14160045	Injection date: 7/30/2019 1:30:52 PM
Data file: C:\Chem32\1\Data\30Jul19\65.D	Analyst: Kosecki <i>AK</i>

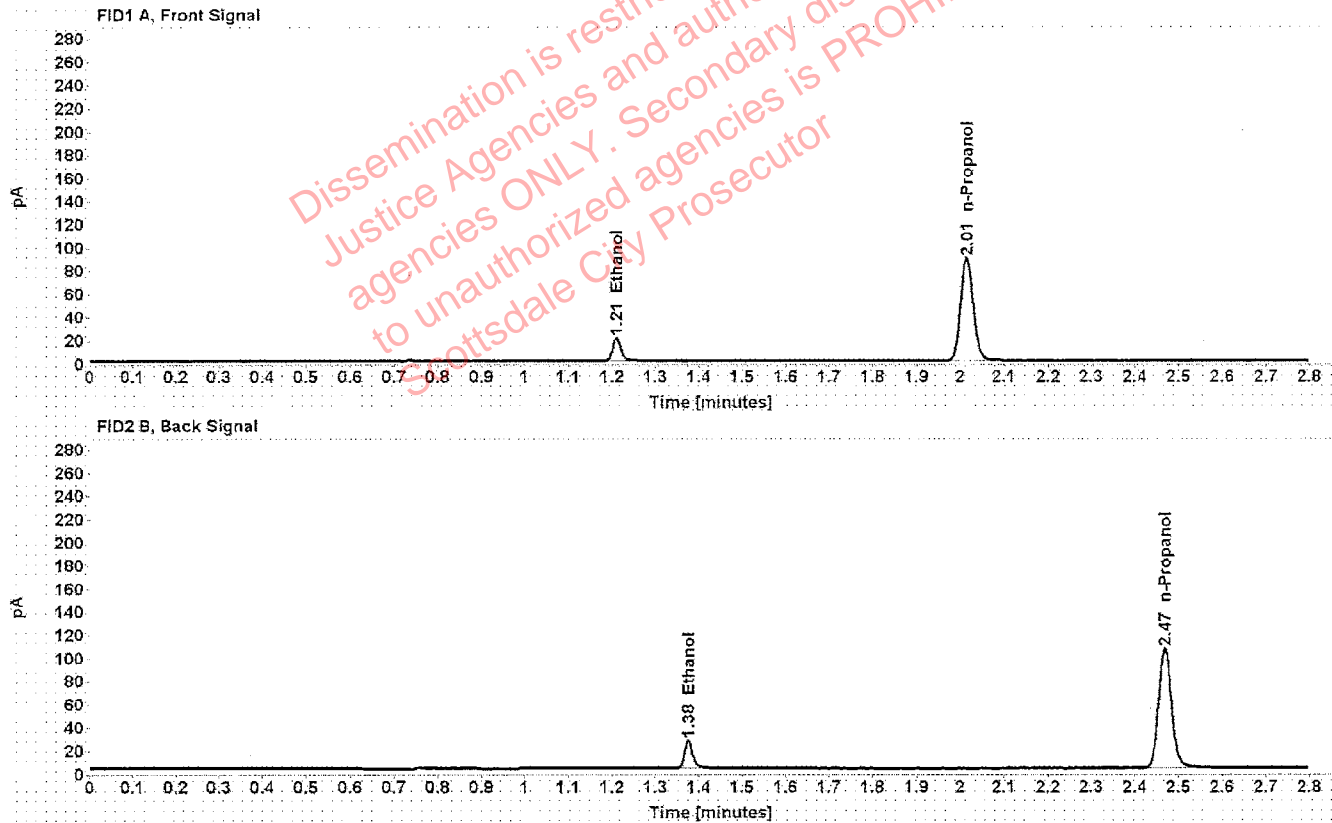


Table 1: FID 1 A (column DB-ALC1)

Compound	Amount (g/100mL)	Time (min)	Peak Area
>Ethanol	0.0410	1.210	25.247
n-Propanol	-----	2.014	177.176

Table 2: FID 2 B (column DB-ALC2)

Compound	Time (min)	Peak Area
Ethanol	1.376	30.949
n-Propanol	2.469	213.695

Scottsdale Police Department Crime Lab Volatiles Analysis

Sample: 407041529/13	Vial: 66
Description: 0.198	LIMS ID:
Method: ethanol quant.M	Sequence: 30Jul19
Instrument: US14173023 CN14160045	Injection date: 7/30/2019 1:34:52 PM
Data file: C:\Chem32\1\Data\30Jul19\66.D	Analyst: Kosecki <i>K</i>

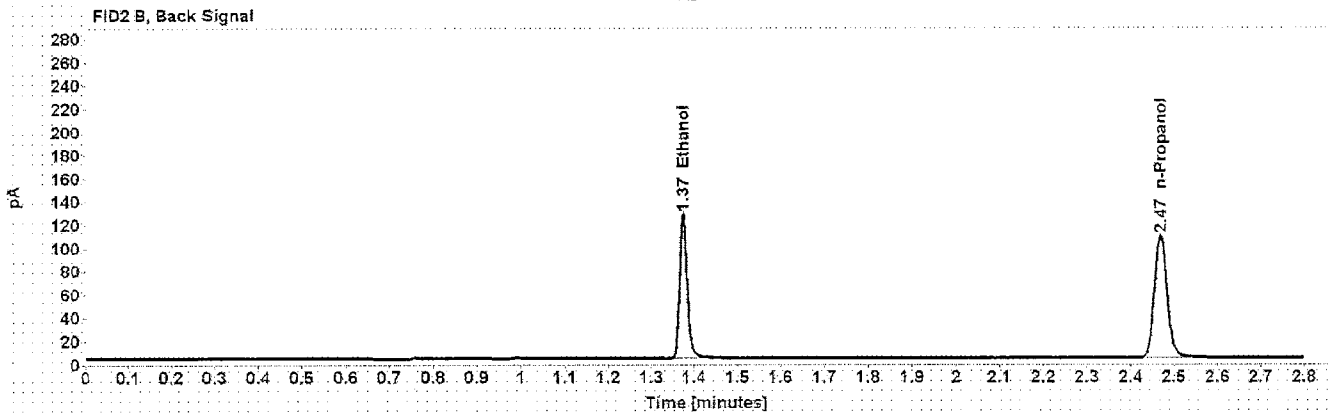
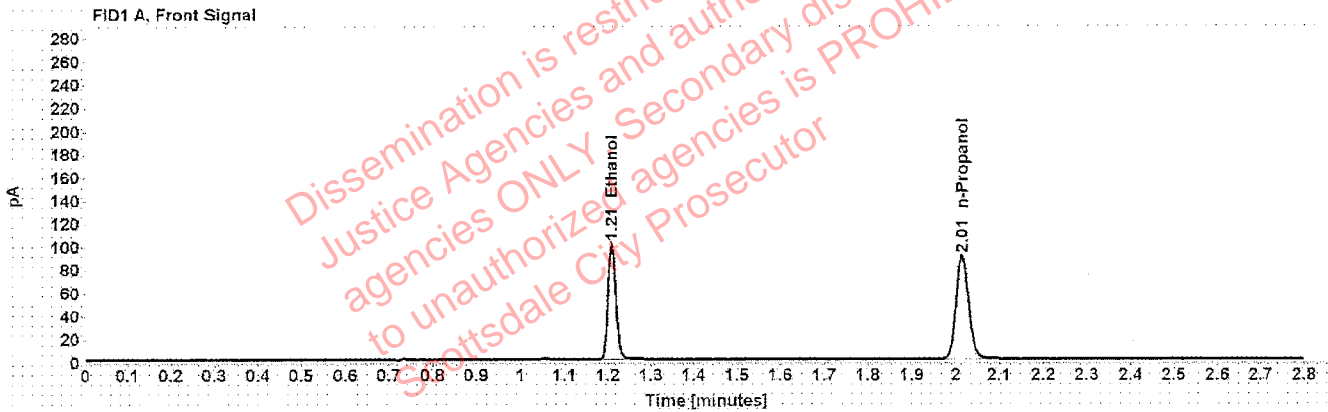


Table 1: FID 1 A (column DB-ALC1)

Compound	Amount (g/100mL)	Time (min)	Peak Area
>Ethanol	0.1992	1.209	128.653
n-Propanol	-----	2.015	179.918

Table 2: FID 2 B (column DB-ALC2)

Compound	Time (min)	Peak Area
Ethanol	1.375	158.430
n-Propanol	2.469	217.422

Scottsdale Police Department Crime Lab Volatiles Analysis

Sample: 040919WB	Vial: 67
Description: Negative	LIMS ID:
Method: ethanol quant.M	Sequence: 30Jul19
Instrument: US14173023 CN14160045	Injection date: 7/30/2019 1:39:07 PM
Data file: C:\Chem32\1\Data\30Jul19\67.D	Analyst: Kosecki <i>K</i>

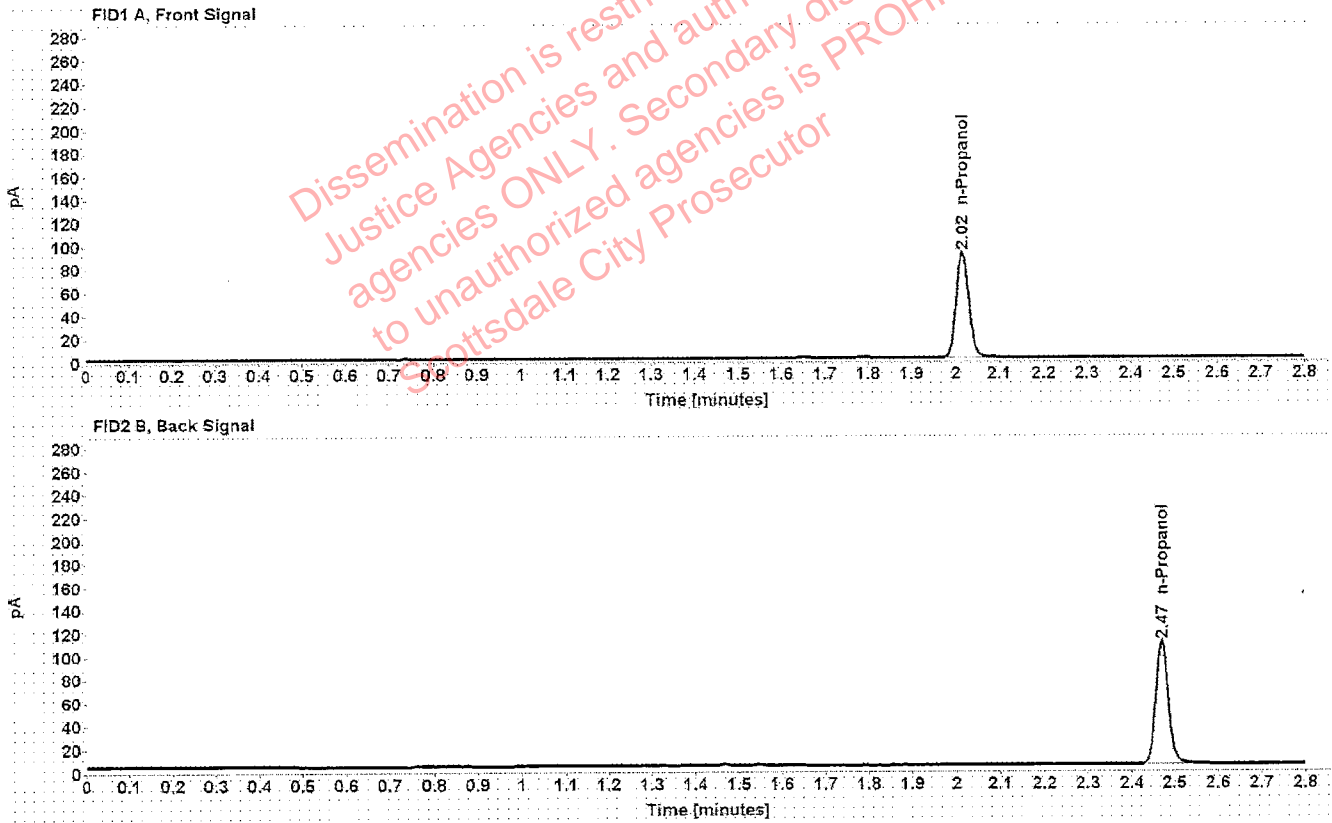


Table 1: FID 1 A (column DB-ALC1)

Compound	Amount (g/100mL)	Time (min)	Peak Area
n-Propanol	-----	2.015	181.313

Table 2: FID 2 B (column DB-ALC2)

Compound	Time (min)	Peak Area
n-Propanol	2.470	218.644

Sequence Summary

Sequence name: 30Jul19 Instrument: US14173023 CN14160045 Analyst: Kosecki **K**

Vial	Sample	Description	Type	LIMS ID	Method
1	FN03241604	0.020 calibrator	Calibration		ethanol quant.M
2	FN02271802	0.100 calibrator	Calibration		ethanol quant.M
3	FN06231704	0.200 calibrator	Calibration		ethanol quant.M
4	FN05131606	0.400 calibrator	Calibration		ethanol quant.M
5	061219	Negative	Control		ethanol quant.M
6	070819	Volatiles mix	Control		ethanol quant.M
7	08012015-C	0.400	Control		ethanol quant.M
8	09022015-A	0.040	Control		ethanol quant.M
9	407041529/13	0.198	Control		ethanol quant.M
10	1199455		Sample		ethanol quant.M
11	1199455		Sample		ethanol quant.M
12	1245969		Sample		ethanol quant.M
13	1245969		Sample		ethanol quant.M
14	1232607		Sample		ethanol quant.M
15	1232607		Sample		ethanol quant.M
16	1256356		Sample		ethanol quant.M
17	1256356		Sample		ethanol quant.M
18	1241697		Sample		ethanol quant.M
19	1241697		Sample		ethanol quant.M
20	03102016-A/1	0.080	Control		ethanol quant.M
21	1262799		Sample		ethanol quant.M
22	1262799		Sample		ethanol quant.M
23	1265996		Sample		ethanol quant.M
24	1265996		Sample		ethanol quant.M
25	1276786		Sample		ethanol quant.M
26	1276786		Sample		ethanol quant.M
27	1277187		Sample		ethanol quant.M
28	1277187		Sample		ethanol quant.M
29	36002MJ		Sample		ethanol quant.M
30	36002MJ		Sample		ethanol quant.M
31	09022015-C	0.150	Control		ethanol quant.M
32	1280249		Sample		ethanol quant.M
33	1280249		Sample		ethanol quant.M
34	1261006		Sample		ethanol quant.M
35	1261006		Sample		ethanol quant.M
36	1280627		Sample		ethanol quant.M
37	1280627		Sample		ethanol quant.M
38	1281167		Sample		ethanol quant.M
39	1281167		Sample		ethanol quant.M
40	1281763		Sample		ethanol quant.M
41	1281763		Sample		ethanol quant.M
42	407041529/13	0.198	Control		ethanol quant.M
43	1254583		Sample		ethanol quant.M
44	1254583		Sample		ethanol quant.M
45	1256228		Sample		ethanol quant.M
46	1256228		Sample		ethanol quant.M
47	1278861		Sample		ethanol quant.M

Dissemination is restricted to Criminal Justice Agencies and authorized agencies ONLY. Secondary dissemination to unauthorized agencies is PROHIBITED. Scottsdale City Prosecutor

Sequence Summary



48	1278861		Sample		ethanol quant.M
49	1255200		Sample		ethanol quant.M
50	1255200		Sample		ethanol quant.M
51	1280001		Sample		ethanol quant.M
52	1280001		Sample		ethanol quant.M
53	03102016-A/1	0.080	Control		ethanol quant.M
54	34001BB		Sample		ethanol quant.M
55	34001BB		Sample		ethanol quant.M
56	1279148		Sample		ethanol quant.M
57	1279148		Sample		ethanol quant.M
58	1261818		Sample		ethanol quant.M
59	1261818		Sample		ethanol quant.M
60	1282081		Sample		ethanol quant.M
61	1282081		Sample		ethanol quant.M
62	1281213		Sample		ethanol quant.M
63	1281213		Sample		ethanol quant.M
64	08012015-C	0.400	Control		ethanol quant.M
65	09022015-A	0.040	Control		ethanol quant.M
66	407041529/13	0.198	Control		ethanol quant.M
67	040919WB	Negative	Control		ethanol quant.M

Dissemination is restricted to Criminal Justice Agencies and authorized agencies ONLY. Secondary dissemination to unauthorized agencies is PROHIBITED.
 Scottsdale City Prosecutor

Scottsdale Police Department Crime Laboratory Summary of Cases

SEQUENCE NAME: 30Jul19

ANALYST: Kosecki **AK**

Vials	Test 1 (g/dL)	Test 2 (g/dL)	Mean (g/dL)	Percent Difference*	Absolute Difference (g/dL)*
10 11	0.0946	0.0945	0.09455	0.05	0.00005
12 13	0.1052	0.1062	0.10570	0.47	0.00050
14 15	0.2101	0.2111	0.21060	0.24	0.00050
16 17	0.1045	0.1042	0.10435	0.14	0.00015
18 19	0.1180	0.1198	0.11890	0.76	0.00090
21 22	0.2489	0.2498	0.24935	0.18	0.00045
23 24	0.1363	0.1356	0.13595	0.26	0.00035
25 26	0.1532	0.1523	0.15275	0.29	0.00045
27 28	0.2668	0.2662	0.26650	0.11	0.00030
29 30	0.1452	0.1459	0.14555	0.24	0.00035
32 33	0.1301	0.1295	0.12980	0.23	0.00030
34 35	0.2369	0.2372	0.23705	0.06	0.00015
36 37	0.0209	0.0203	0.02060	1.46	0.00030
38 39	0.2360	0.2360	0.23600	0.00	0.00000
40 41	0.1174	0.1173	0.11735	0.04	0.00005
43 44	0.2236	0.2283	0.22595	1.04	0.00235
45 46	0.1040	0.1044	0.10420	0.19	0.00020
47 48	0.2468	0.2463	0.24655	0.10	0.00025
49 50	0.1268	0.1271	0.12695	0.12	0.00015
51 52	0.1808	0.1815	0.18115	0.19	0.00035
54 55	0.1523	0.1509	0.15160	0.46	0.00070
56 57	0.2596	0.2577	0.25865	0.37	0.00095
58 59	0.1331	0.1335	0.13330	0.15	0.00020
60 61	0.1634	0.1612	0.16230	0.68	0.00110
62 63	0.0000	0.0000	0.00000	0.00	0.00000

*Calculated differences are differences from the mean of the two results.

Scottsdale Police Department Crime Lab Volatiles Analysis

Sample:	1199455	Vial:	10
Description:	[REDACTED]	LIMS ID:	[REDACTED]
Method:	ethanol quant.M	Sequence:	30Jul19
Instrument:	US14173023 CN14160045	Injection date:	7/30/2019 9:48:37 AM
Data file:	C:\Chem32\1\Data\30Jul19\10.D	Analyst:	Kosecki

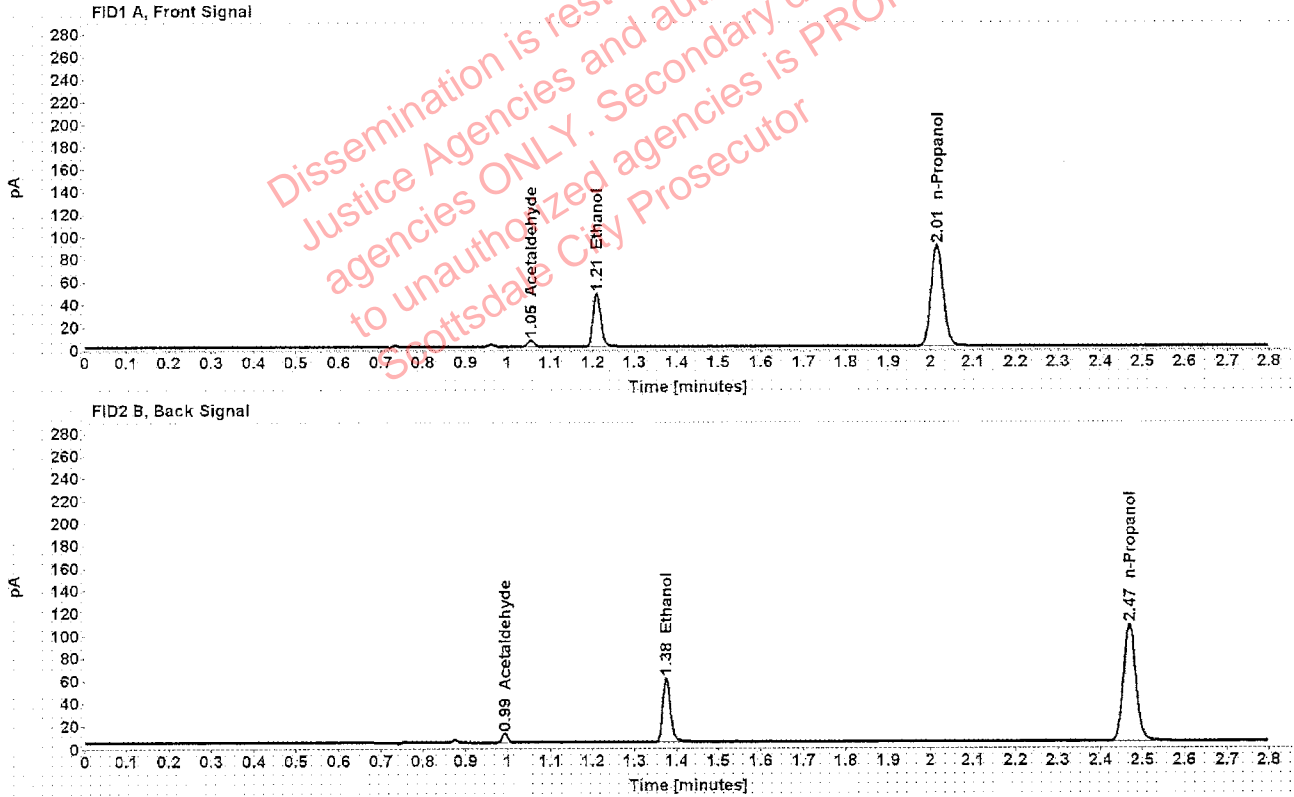


Table 1: FID 1 A (column DB-ALC1)

Compound	Amount (g/100mL)	Time (min)	Peak Area
Acetaldehyde	-----	1.054	5.802
>Ethanol	0.0946	1.209	60.108
n-Propanol	-----	2.014	178.534

Table 2: FID 2 B (column DB-ALC2)

Compound	Time (min)	Peak Area
Acetaldehyde	0.993	7.567
Ethanol	1.375	73.042
n-Propanol	2.469	214.367

Scottsdale Police Department Crime Lab Volatiles Analysis

Sample:	1199455	Vial:	11
Description:	██████████	LIMS ID:	██████████
Method:	ethanol quant.M	Sequence:	30Jul19
Instrument:	US14173023 CN14160045	Injection date:	7/30/2019 9:52:37 AM
Data file:	C:\Chem32\1\Data\30Jul19\11.D	Analyst:	Kosecki

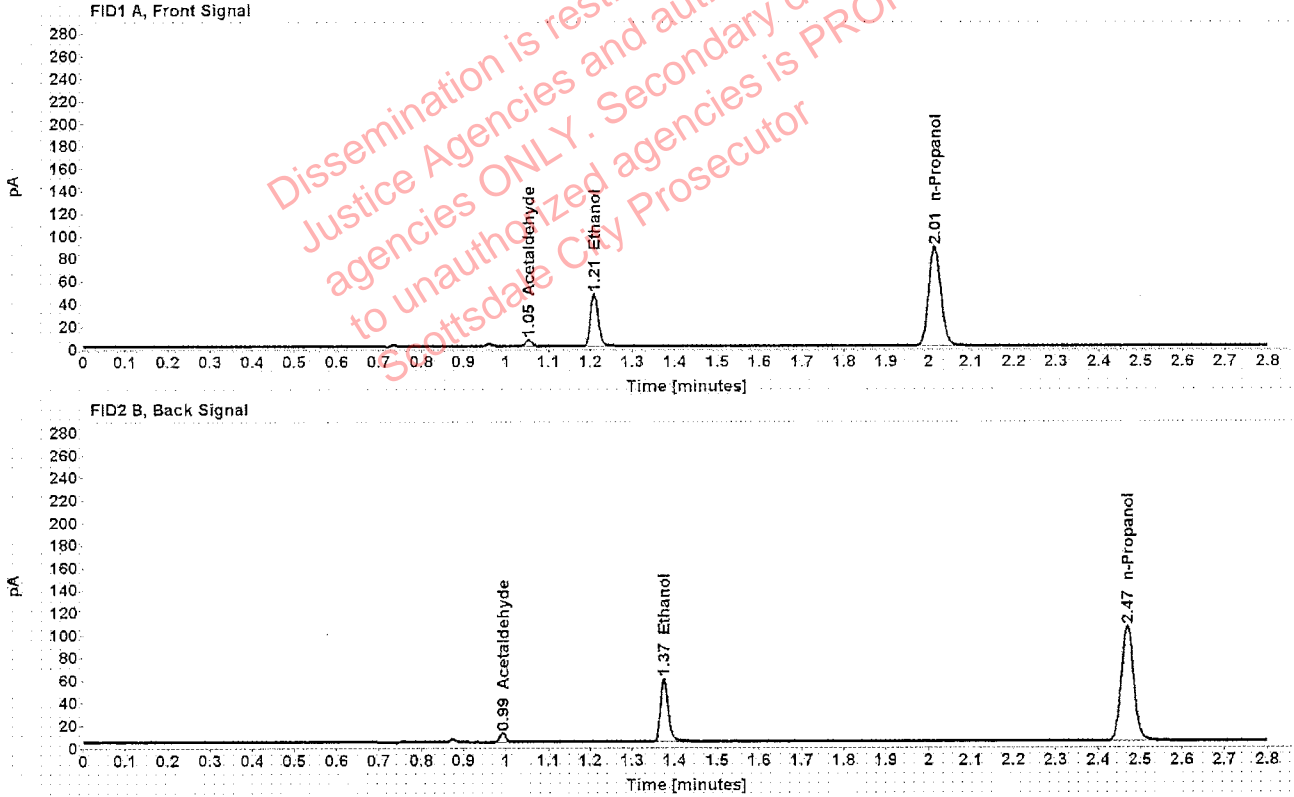


Table 1: FID 1 A (column DB-ALC1)

Compound	Amount (g/100mL)	Time (min)	Peak Area
Acetaldehyde	-----	1.054	5.800
>Ethanol	0.0945	1.209	59.105
n-Propanol	-----	2.014	175.873

Table 2: FID 2 B (column DB-ALC2)

Compound	Time (min)	Peak Area
Acetaldehyde	0.993	7.591
Ethanol	1.375	71.575
n-Propanol	2.468	211.369

Scottsdale Police Department Crime Lab Volatiles Analysis

Sample: 1245969	Vial: 12
Description: [REDACTED]	LIMS ID: [REDACTED]
Method: ethanol quant.M	Sequence: 30Jul19
Instrument: US14173023 CN14160045	Injection date: 7/30/2019 9:56:37 AM
Data file: C:\Chem32\1\Data\30Jul19\12.D	Analyst: Kosecki

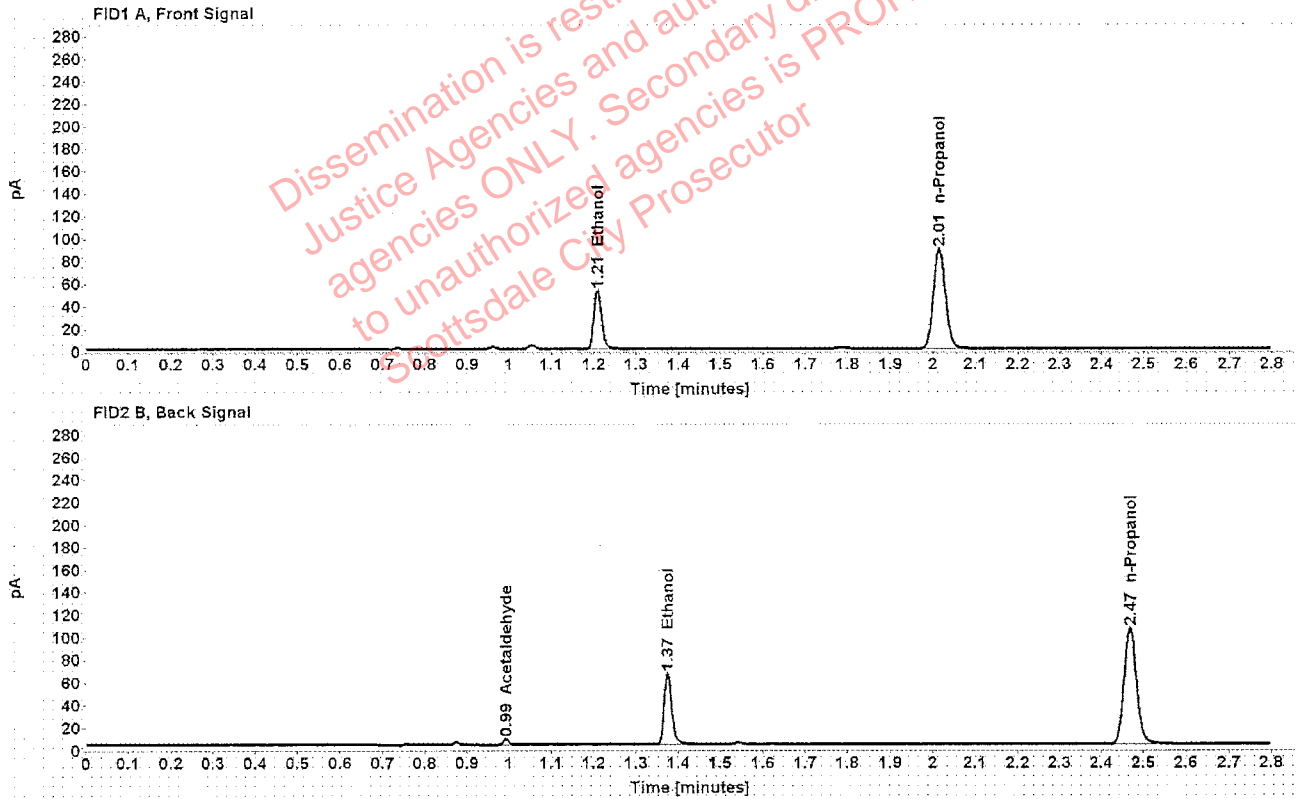


Table 1: FID 1 A (column DB-ALC1)

Compound	Amount (g/100mL)	Time (min)	Peak Area
>Ethanol	0.1052	1.209	66.105
n-Propanol	-----	2.014	176.375

Table 2: FID 2 B (column DB-ALC2)

Compound	Time (min)	Peak Area
Acetaldehyde	0.993	4.833
Ethanol	1.375	80.590
n-Propanol	2.469	211.922

Scottsdale Police Department Crime Lab Volatiles Analysis

Sample:	1245969	Vial:	13
Description:	[REDACTED]	LIMS ID:	[REDACTED]
Method:	ethanol quant.M	Sequence:	30Jul19
Instrument:	US14173023 CN14160045	Injection date:	7/30/2019 10:00:52 AM
Data file:	C:\Chem32\1\Data\30Jul19\13.D	Analyst:	Kosecki

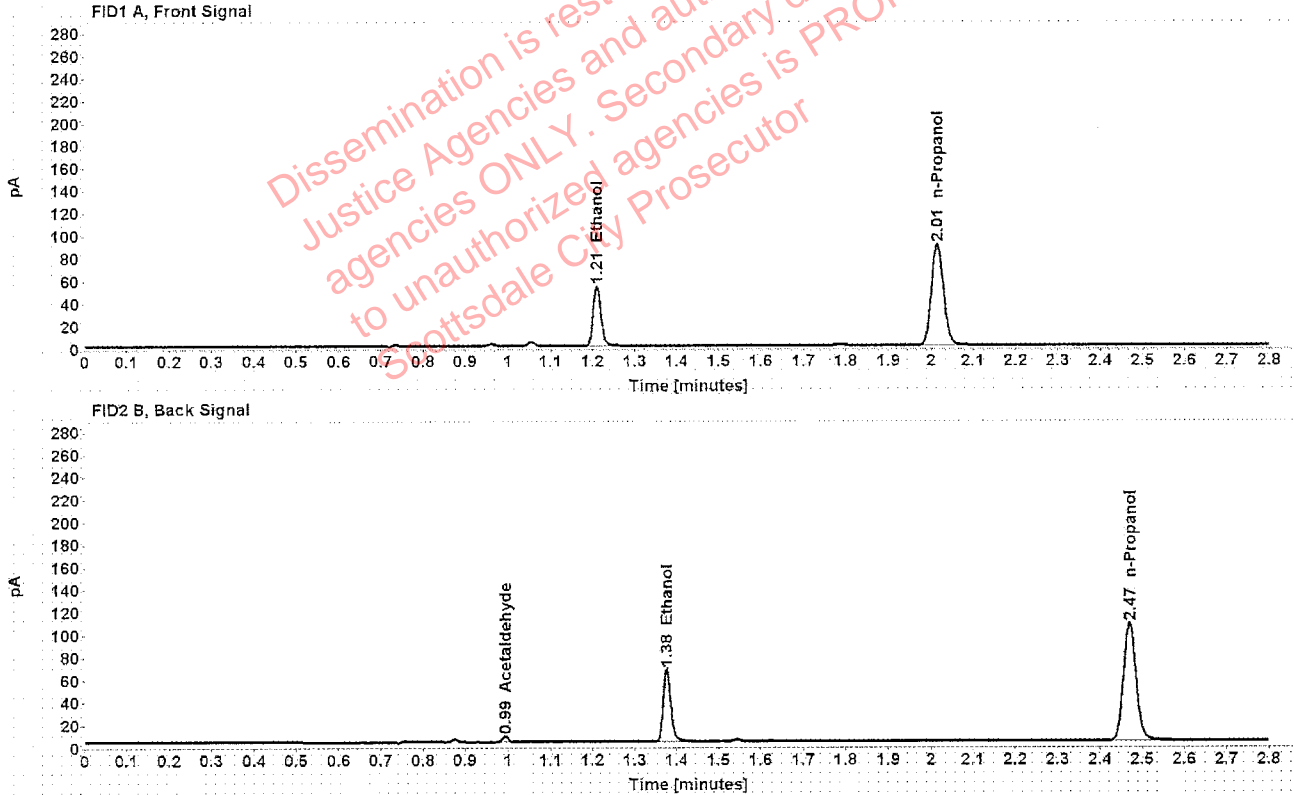


Table 1: FID 1 A (column DB-ALC1)

Compound	Amount (g/100mL)	Time (min)	Peak Area
>Ethanol	0.1062	1.210	67.929
n-Propanol	-----	2.015	179.469

Table 2: FID 2 B (column DB-ALC2)

Compound	Time (min)	Peak Area
Acetaldehyde	0.993	4.815
Ethanol	1.376	82.379
n-Propanol	2.469	215.919

Scottsdale Police Department Crime Lab Volatiles Analysis

Sample: 1232607	Vial: 14
Description: [REDACTED]	LIMS ID: [REDACTED]
Method: ethanol quant.M	Sequence: 30Jul19
Instrument: US14173023 CN14160045	Injection date: 7/30/2019 10:04:52 AM
Data file: C:\Chem32\1\Data\30Jul19\14.D	Analyst: Kosecki

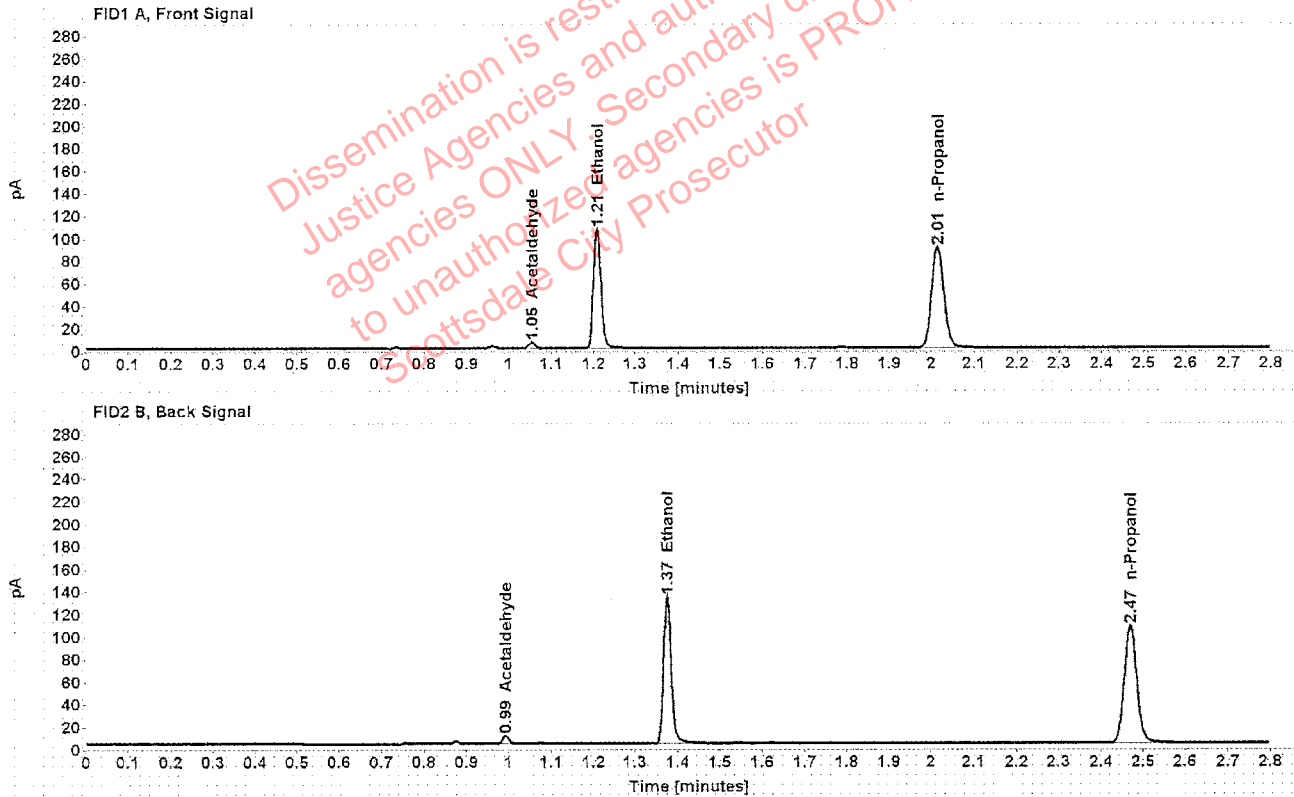


Table 1: FID 1 A (column DB-ALC1)

Compound	Amount (g/100mL)	Time (min)	Peak Area
Acetaldehyde	-----	1.054	5.178
>Ethanol	0.2101	1.209	135.206
n-Propanol	-----	2.014	179.193

Table 2: FID 2 B (column DB-ALC2)

Compound	Time (min)	Peak Area
Acetaldehyde	0.993	6.799
Ethanol	1.375	167.397
n-Propanol	2.469	215.283

Scottsdale Police Department Crime Lab Volatiles Analysis

Sample:	1232607	Vial:	15
Description:	[REDACTED]	LIMS ID:	[REDACTED]
Method:	ethanol quant.M	Sequence:	30Jul19
Instrument:	US14173023 CN14160045	Injection date:	7/30/2019 10:08:52 AM
Data file:	C:\Chem32\1\Data\30Jul19\15.D	Analyst:	Kosecki

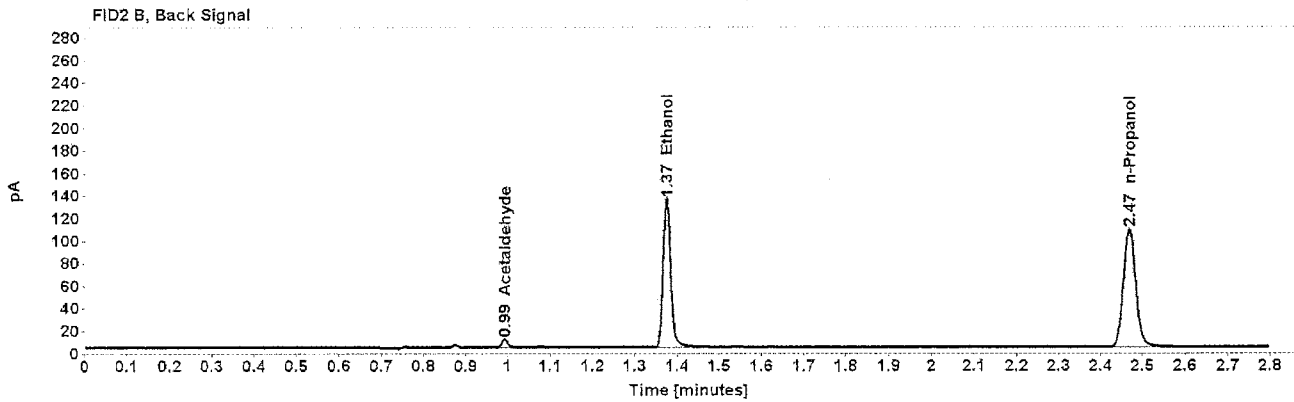
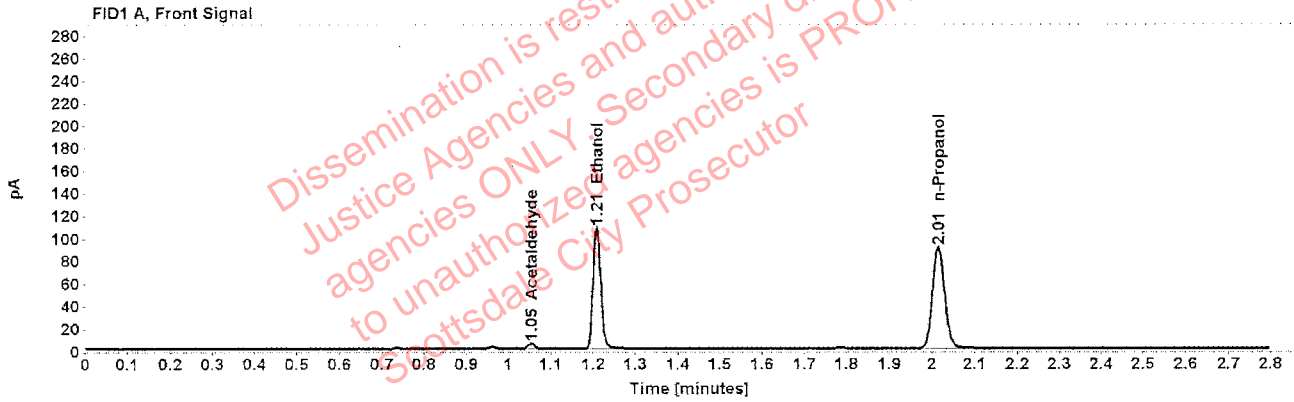


Table 1: FID 1 A (column DB-ALC1)

Compound	Amount (g/100mL)	Time (min)	Peak Area
Acetaldehyde	-----	1.054	5.089
>Ethanol	0.2111	1.209	136.649
n-Propanol	-----	2.014	180.236

Table 2: FID 2 B (column DB-ALC2)

Compound	Time (min)	Peak Area
Acetaldehyde	0.993	6.704
Ethanol	1.375	167.556
n-Propanol	2.469	216.807

Scottsdale Police Department Crime Lab Volatiles Analysis

Sample:	1256356	Vial:	16
Description:	[REDACTED]	LIMS ID:	[REDACTED]
Method:	ethanol quant.M	Sequence:	30Jul19
Instrument:	US14173023 CN14160045	Injection date:	7/30/2019 10:12:52 AM
Data file:	C:\Chem32\1\Data\30Jul19\16.D	Analyst:	Kosecki

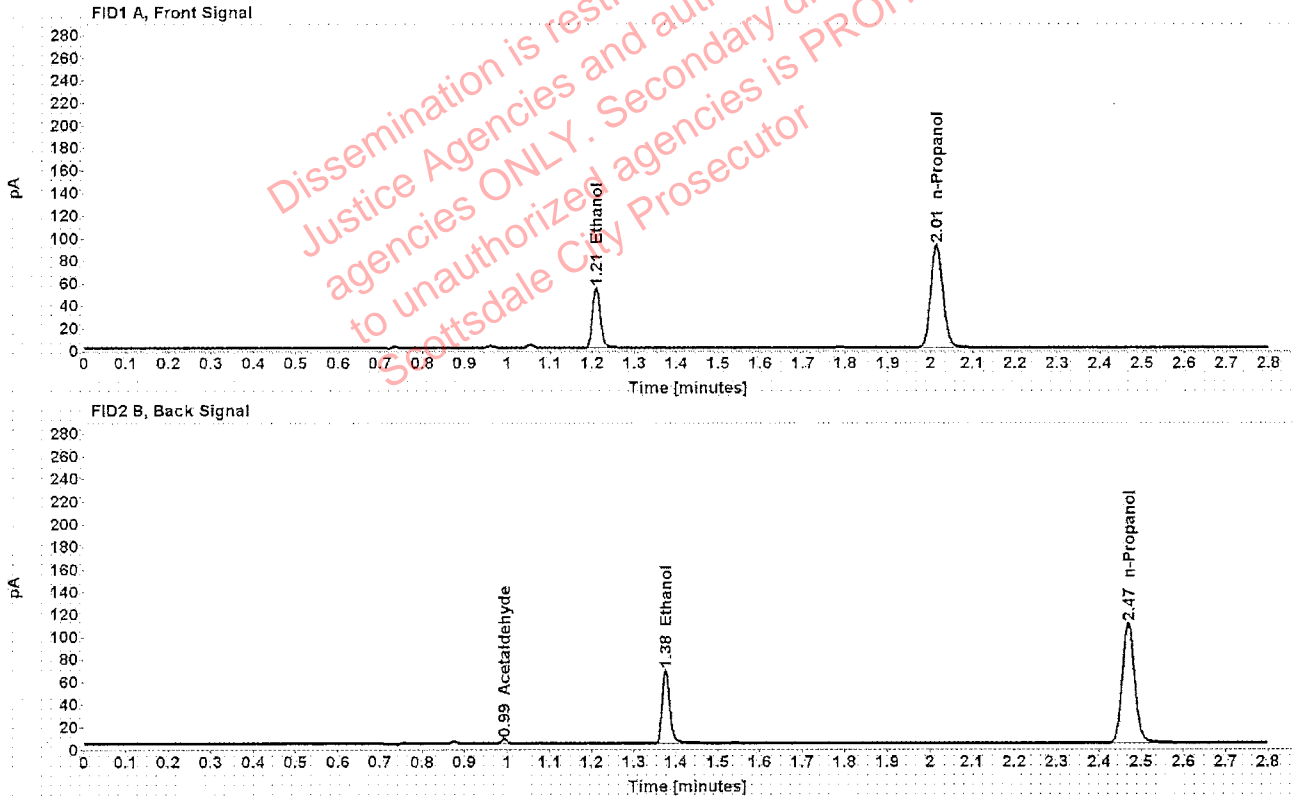


Table 1: FID 1 A (column DB-ALC1)

Compound	Amount (g/100mL)	Time (min)	Peak Area
>Ethanol	0.1045	1.209	68.121
n-Propanol	-----	2.015	182.970

Table 2: FID 2 B (column DB-ALC2)

Compound	Time (min)	Peak Area
Acetaldehyde	0.993	3.815
Ethanol	1.375	82.771
n-Propanol	2.469	219.803

Scottsdale Police Department Crime Lab Volatiles Analysis

Sample:	1256356	Vial:	17
Description:	[REDACTED]	LIMS ID:	[REDACTED]
Method:	ethanol quant.M	Sequence:	30Jul19
Instrument:	US14173023 CN14160045	Injection date:	7/30/2019 10:16:52 AM
Data file:	C:\Chem32\1\Data\30Jul19\17.D	Analyst:	Kosecki

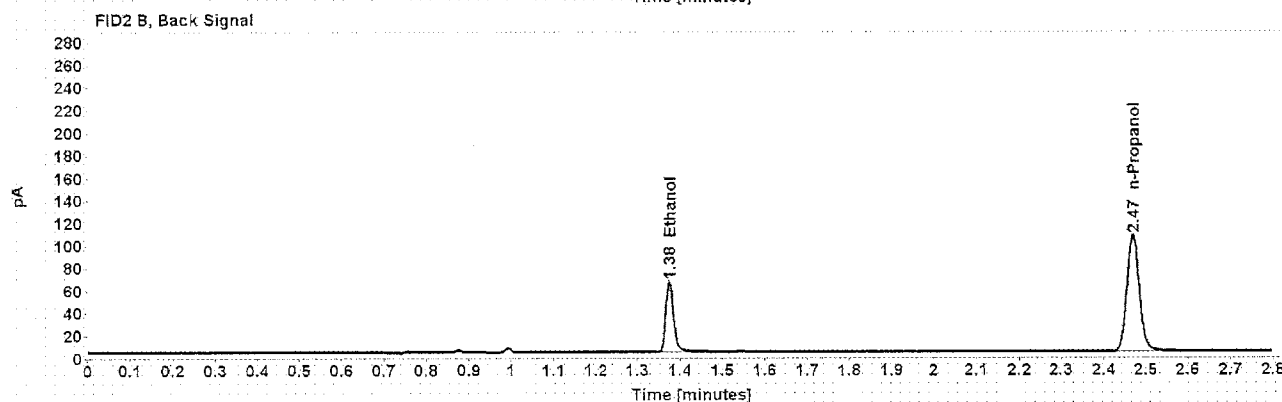
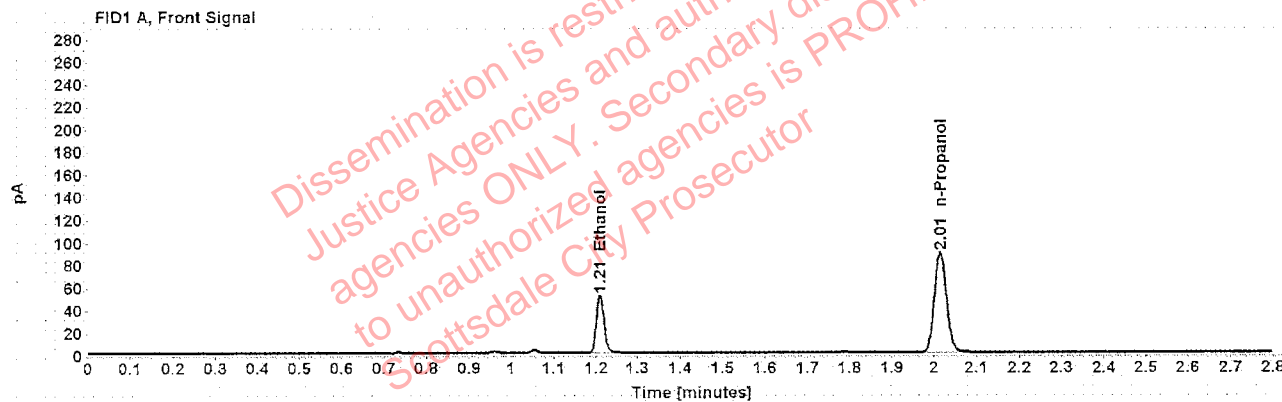


Table 1: FID 1 A (column DB-ALC1)

Compound	Amount (g/100mL)	Time (min)	Peak Area
>Ethanol	0.1042	1.210	65.770
n-Propanol	-----	2.015	177.122

Table 2: FID 2 B (column DB-ALC2)

Compound	Time (min)	Peak Area
Ethanol	1.375	79.863
n-Propanol	2.469	213.276

Scottsdale Police Department Crime Lab Volatiles Analysis

Sample:	1241697	Vial:	18
Description:	[REDACTED]	LIMS ID:	[REDACTED]
Method:	ethanol quant.M	Sequence:	30Jul19
Instrument:	US14173023 CN14160045	Injection date:	7/30/2019 10:20:51 AM
Data file:	C:\Chem32\1\Data\30Jul19\18.D	Analyst:	Kosecki

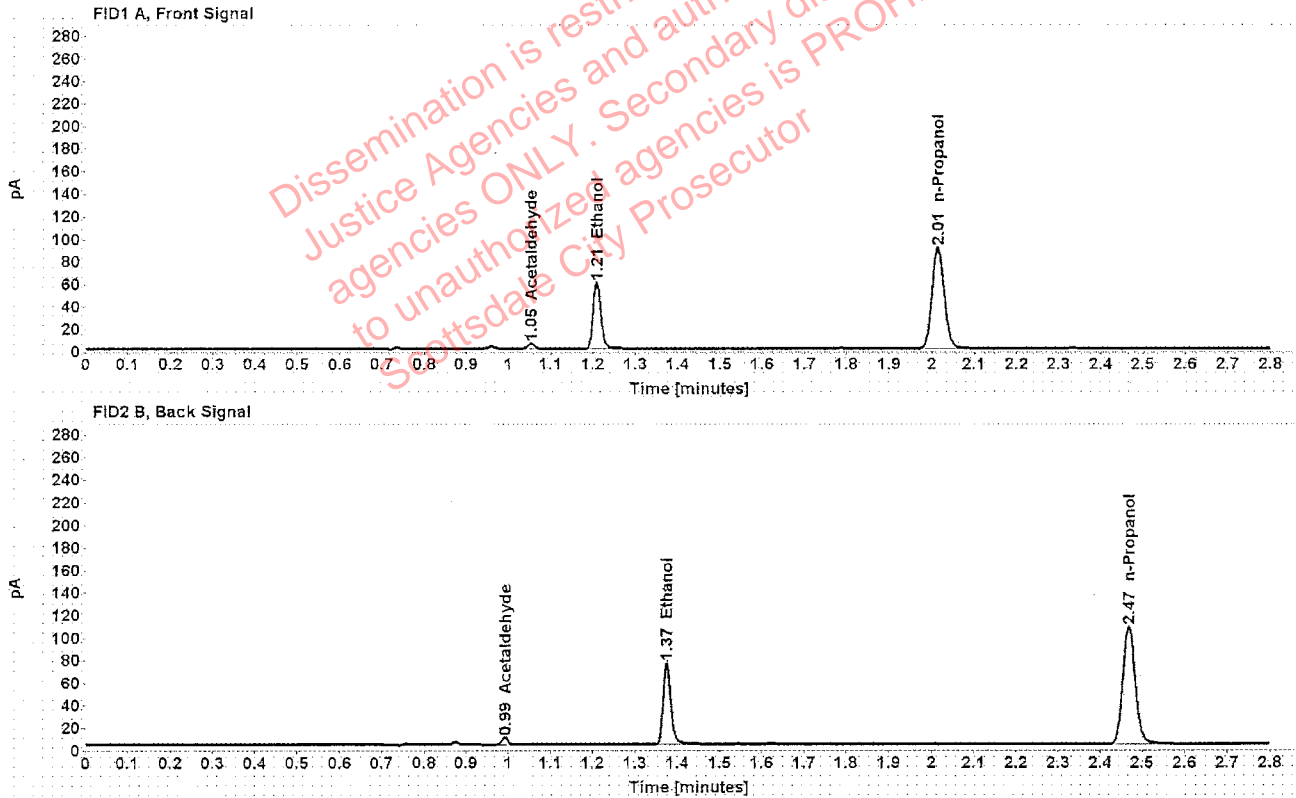


Table 1: FID 1 A (column DB-ALC1)

Compound	Amount (g/100mL)	Time (min)	Peak Area
Acetaldehyde	-----	1.054	4.813
>Ethanol	0.1180	1.209	75.500
n-Propanol	-----	2.014	179.188

Table 2: FID 2 B (column DB-ALC2)

Compound	Time (min)	Peak Area
Acetaldehyde	0.993	6.288
Ethanol	1.375	91.710
n-Propanol	2.468	215.850

Scottsdale Police Department Crime Lab Volatiles Analysis

Sample: 1241697	Vial: 19
Description: [REDACTED]	LIMS ID: [REDACTED]
Method: ethanol quant.M	Sequence: 30Jul19
Instrument: US14173023 CN14160045	Injection date: 7/30/2019 10:25:07 AM
Data file: C:\Chem32\1\Data\30Jul19\19.D	Analyst: Kosecki

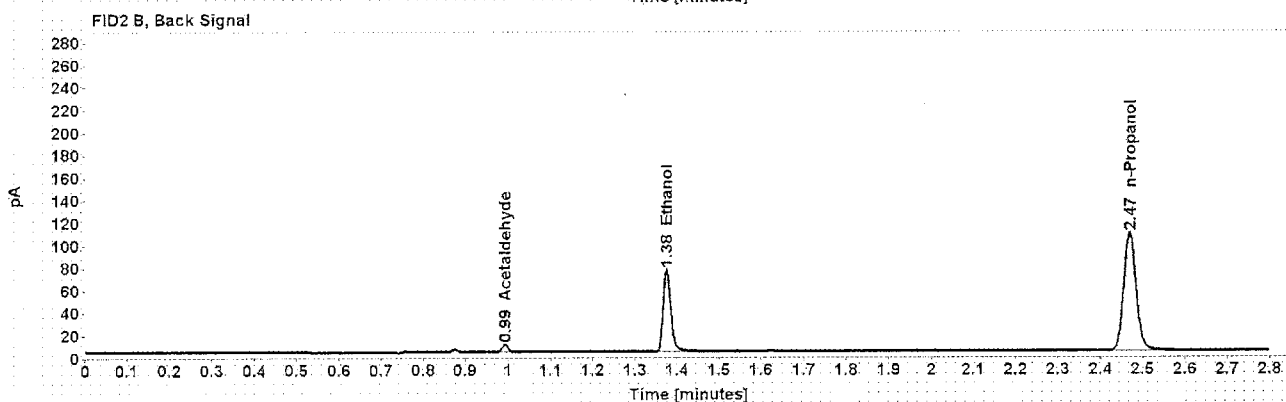
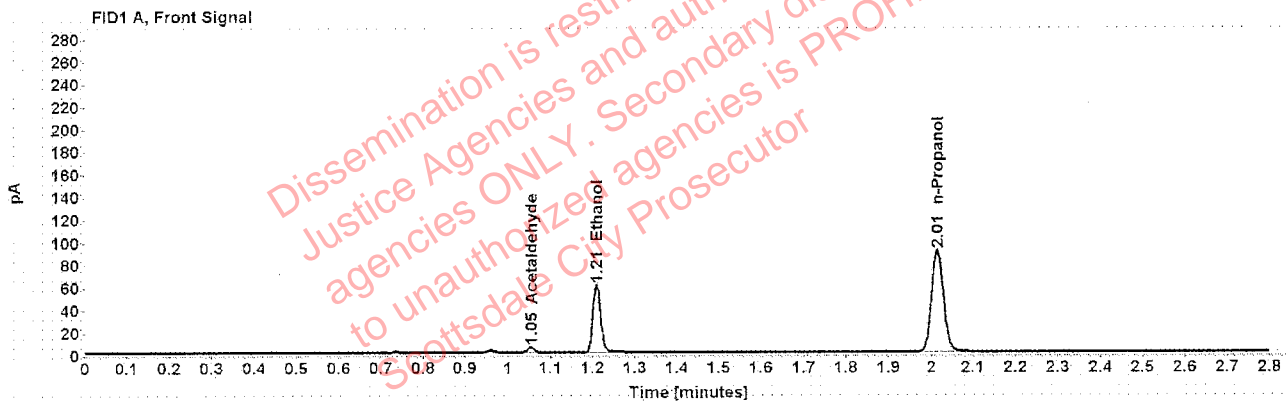


Table 1: FID 1 A (column DB-ALC1)

Compound	Amount (g/100mL)	Time (min)	Peak Area
Acetaldehyde	-----	1.055	4.801
>Ethanol	0.1198	1.209	77.080
n-Propanol	-----	2.015	180.222

Table 2: FID 2 B (column DB-ALC2)

Compound	Time (min)	Peak Area
Acetaldehyde	0.993	6.260
Ethanol	1.376	93.395
n-Propanol	2.469	216.577

Scottsdale Police Department Crime Lab Volatiles Analysis

Sample:	1262799	Vial:	21
Description:	[REDACTED]	LIMS ID:	[REDACTED]
Method:	ethanol quant.M	Sequence:	30Jul19
Instrument:	US14173023 CN14160045	Injection date:	7/30/2019 10:33:06 AM
Data file:	C:\Chem32\1\Data\30Jul19\21.D	Analyst:	Kosecki

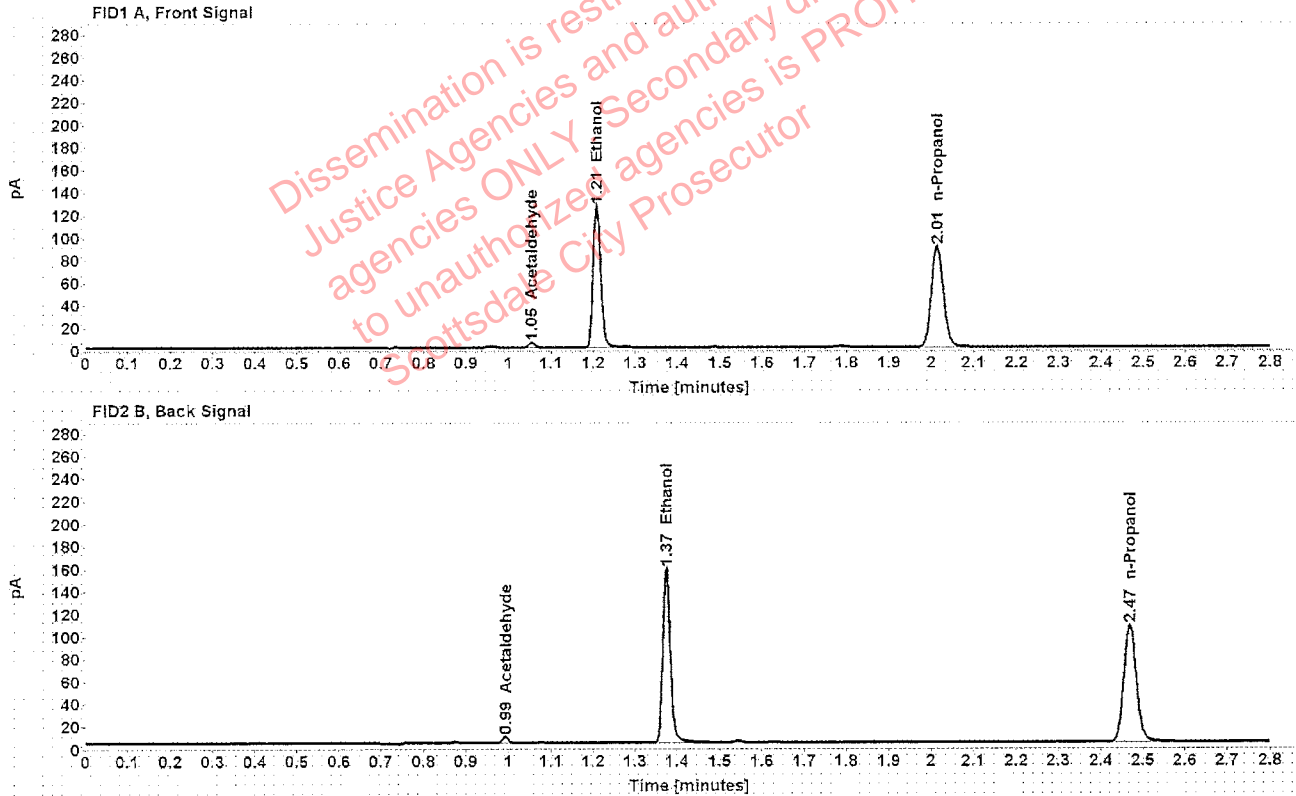


Table 1: FID 1 A (column DB-ALC1)

Compound	Amount (g/100mL)	Time (min)	Peak Area
Acetaldehyde	-----	1.054	4.282
>Ethanol	0.2489	1.208	160.122
n-Propanol	-----	2.015	178.945

Table 2: FID 2 B (column DB-ALC2)

Compound	Time (min)	Peak Area
Acetaldehyde	0.993	5.630
Ethanol	1.374	196.450
n-Propanol	2.469	215.716

Scottsdale Police Department Crime Lab Volatiles Analysis

Sample:	1262799	Vial:	22
Description:	[REDACTED]	LIMS ID:	[REDACTED]
Method:	ethanol quant.M	Sequence:	30Jul19
Instrument:	US14173023 CN14160045	Injection date:	7/30/2019 10:37:06 AM
Data file:	C:\Chem32\1\Data\30Jul19\22.D	Analyst:	Kosecki

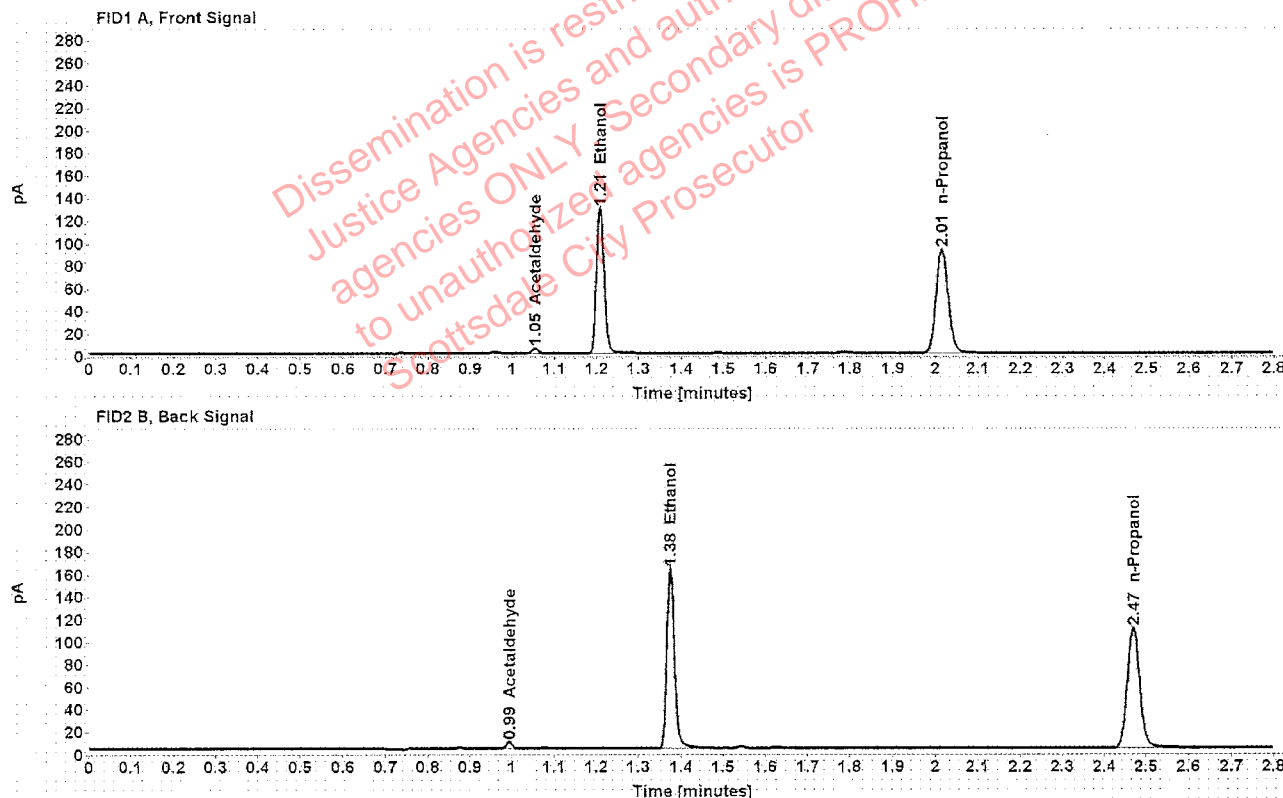


Table 1: FID 1 A (column DB-ALC1)

Compound	Amount (g/100mL)	Time (min)	Peak Area
Acetaldehyde	-----	1.055	4.392
>Ethanol	0.2498	1.209	165.112
n-Propanol	-----	2.015	183.858

Table 2: FID 2 B (column DB-ALC2)

Compound	Time (min)	Peak Area
Acetaldehyde	0.993	5.720
Ethanol	1.375	202.818
n-Propanol	2.469	221.495

Scottsdale Police Department Crime Lab Volatiles Analysis

Sample: 1265996	Vial: 23
Description: [REDACTED]	LIMS ID: [REDACTED]
Method: ethanol quant.M	Sequence: 30Jul19
Instrument: US14173023 CN14160045	Injection date: 7/30/2019 10:41:07 AM
Data file: C:\Chem32\1\Data\30Jul19\23.D	Analyst: Kosecki

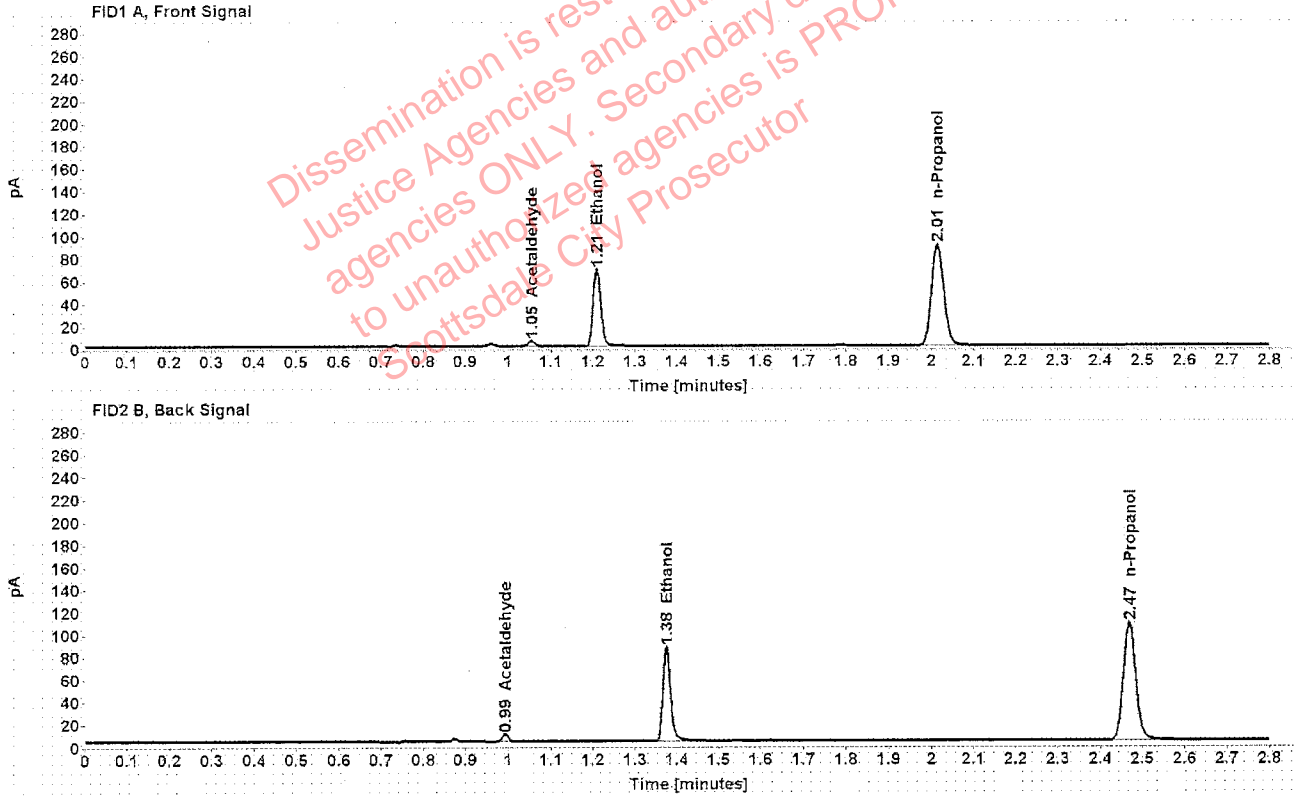


Table 1: FID 1 A (column DB-ALC1)

Compound	Amount (g/100mL)	Time (min)	Peak Area
Acetaldehyde	-----	1.055	4.784
>Ethanol	0.1363	1.209	87.341
n-Propanol	-----	2.015	179.249

Table 2: FID 2 B (column DB-ALC2)

Compound	Time (min)	Peak Area
Acetaldehyde	0.993	6.248
Ethanol	1.375	106.718
n-Propanol	2.469	215.567

Scottsdale Police Department Crime Lab Volatiles Analysis

Sample: 1265996	Vial: 24
Description: [REDACTED]	LIMS ID: [REDACTED]
Method: ethanol quant.M	Sequence: 30Jul19
Instrument: US14173023 CN14160045	Injection date: 7/30/2019 10:45:07 AM
Data file: C:\Chem32\1\Data\30Jul19\24.D	Analyst: Kosecki

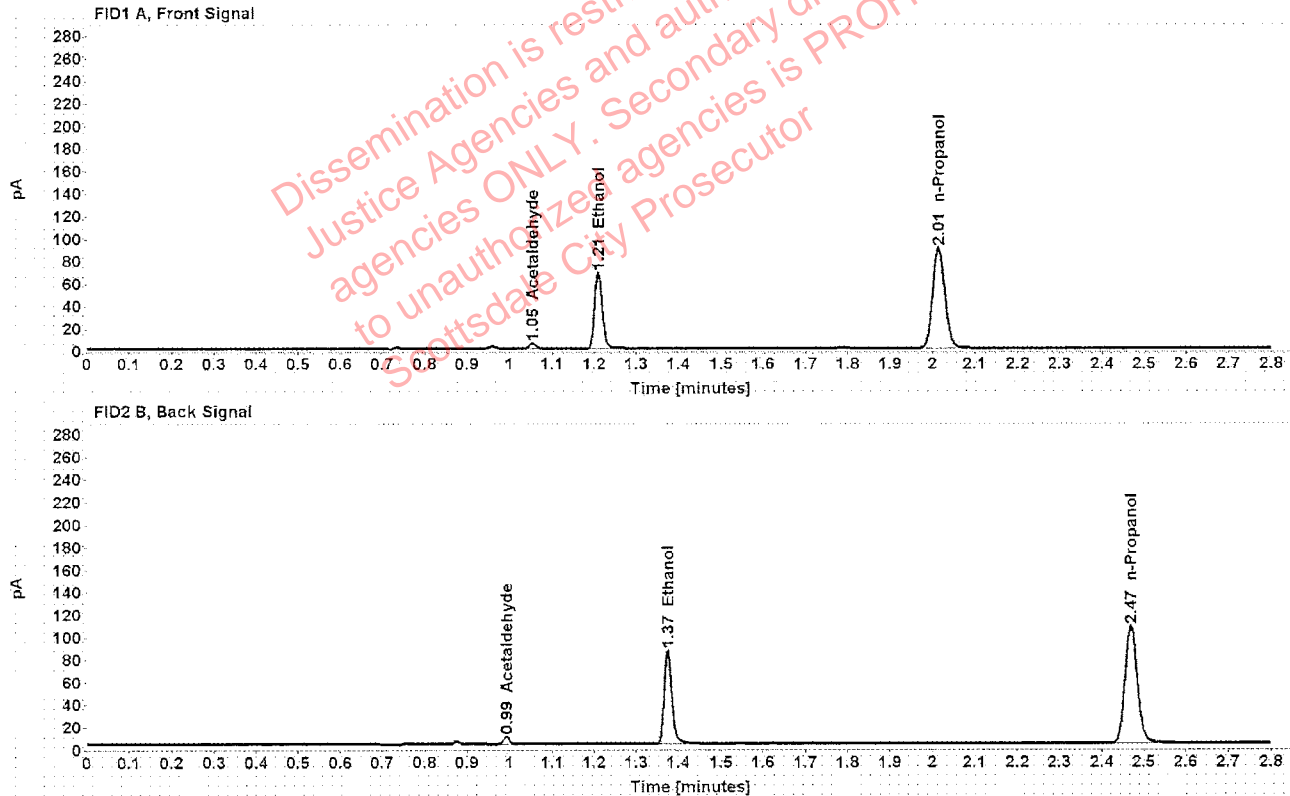


Table 1: FID 1 A (column DB-ALC1)

Compound	Amount (g/100mL)	Time (min)	Peak Area
Acetaldehyde	-----	1.054	4.868
>Ethanol	0.1356	1.209	86.636
n-Propanol	-----	2.015	178.639

Table 2: FID 2 B (column DB-ALC2)

Compound	Time (min)	Peak Area
Acetaldehyde	0.993	6.362
Ethanol	1.375	105.642
n-Propanol	2.469	215.332

Scottsdale Police Department Crime Lab Volatiles Analysis

Sample:	1276786	Vial:	25
Description:	[REDACTED]	LIMS ID:	[REDACTED]
Method:	ethanol quant.M	Sequence:	30Jul19
Instrument:	US14173023 CN14160045	Injection date:	7/30/2019 10:49:22 AM
Data file:	C:\Chem32\1\Data\30Jul19\25.D	Analyst:	Kosecki

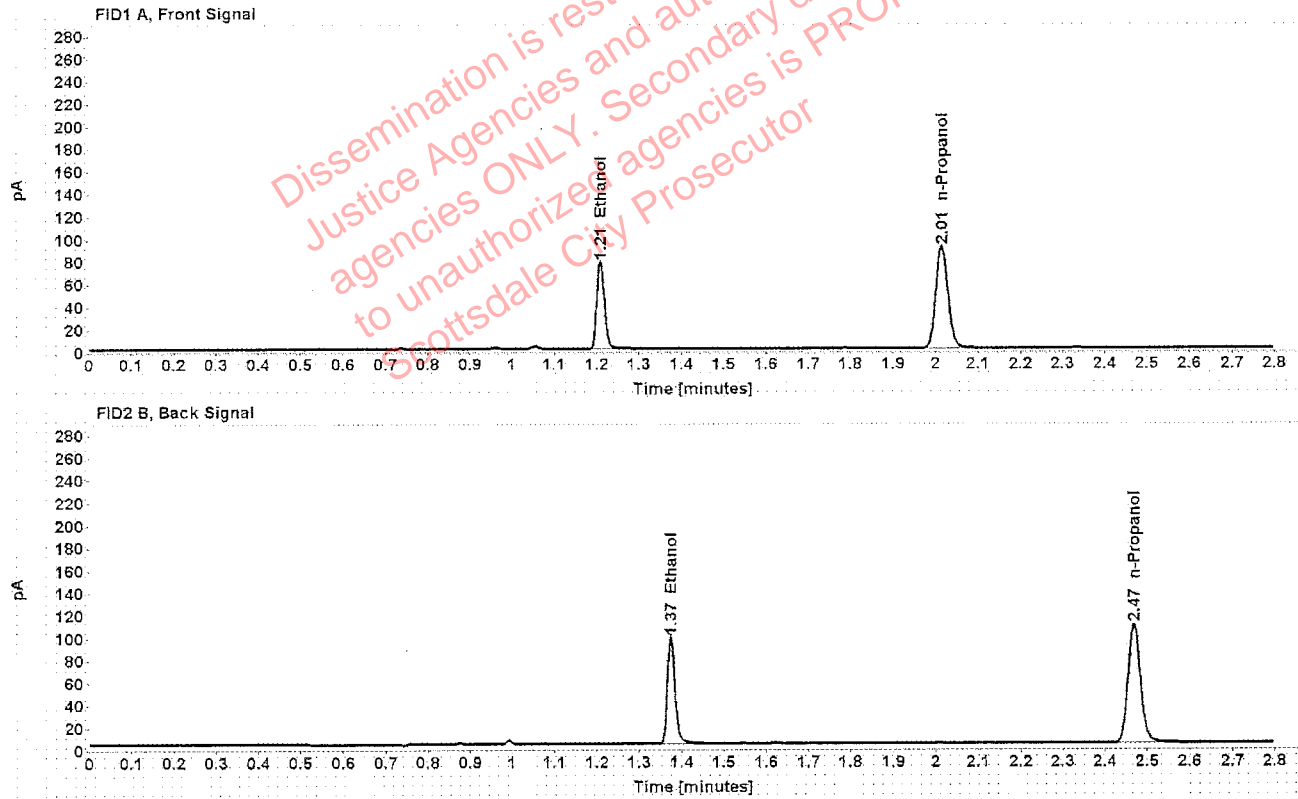


Table 1: FID 1 A (column DB-ALC1)

Compound	Amount (g/100mL)	Time (min)	Peak Area
>Ethanol	0.1532	1.209	99.210
n-Propanol	-----	2.014	180.918

Table 2: FID 2 B (column DB-ALC2)

Compound	Time (min)	Peak Area
Ethanol	1.375	121.138
n-Propanol	2.469	218.141

Scottsdale Police Department Crime Lab Volatiles Analysis

Sample: 1276786	Vial: 26
Description: [REDACTED]	LIMS ID: [REDACTED]
Method: ethanol quant.M	Sequence: 30Jul19
Instrument: US14173023 CN14160045	Injection date: 7/30/2019 10:53:22 AM
Data file: C:\Chem3211\Data\30Jul19\26.D	Analyst: Kosecki

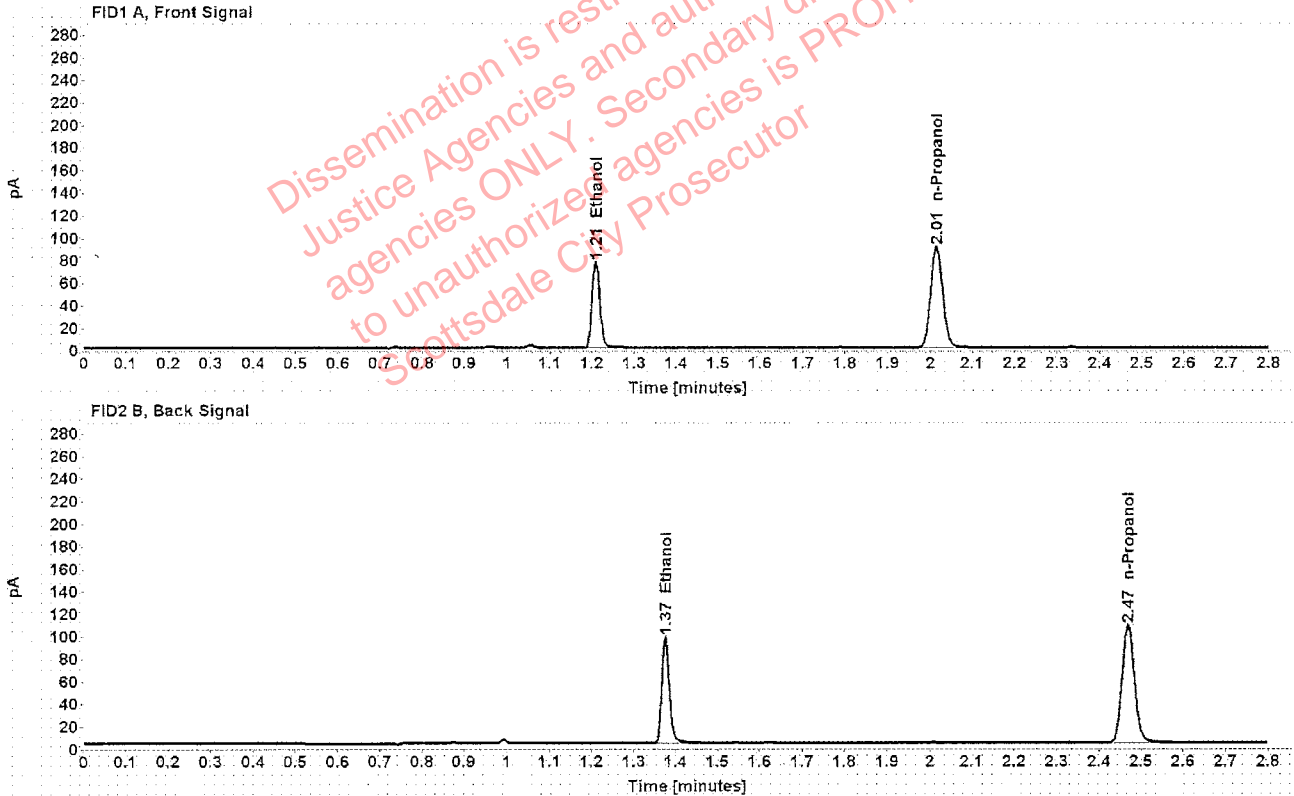


Table 1: FID 1 A (column DB-ALC1)

Compound	Amount (g/100mL)	Time (min)	Peak Area
>Ethanol	0.1523	1.209	97.909
n-Propanol	-----	2.014	179.522

Table 2: FID 2 B (column DB-ALC2)

Compound	Time (min)	Peak Area
Ethanol	1.375	119.824
n-Propanol	2.469	216.204

Scottsdale Police Department Crime Lab Volatiles Analysis

Sample:	1277187	Vial:	27
Description:	[REDACTED]	LIMS ID:	[REDACTED]
Method:	ethanol quant.M	Sequence:	30Jul19
Instrument:	US14173023 CN14160045	Injection date:	7/30/2019 10:57:22 AM
Data file:	C:\Chem32\1\Data\30Jul19\27.D	Analyst:	Kosecki

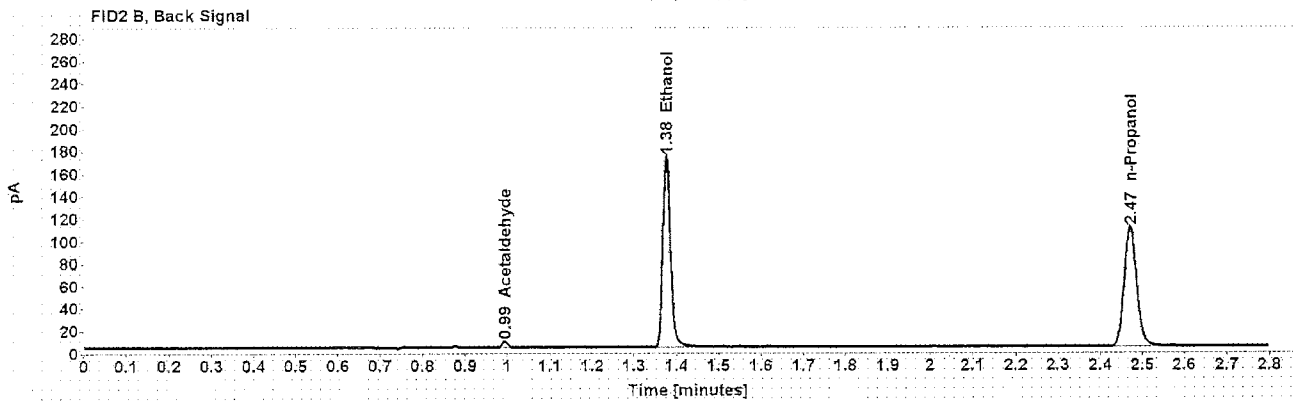
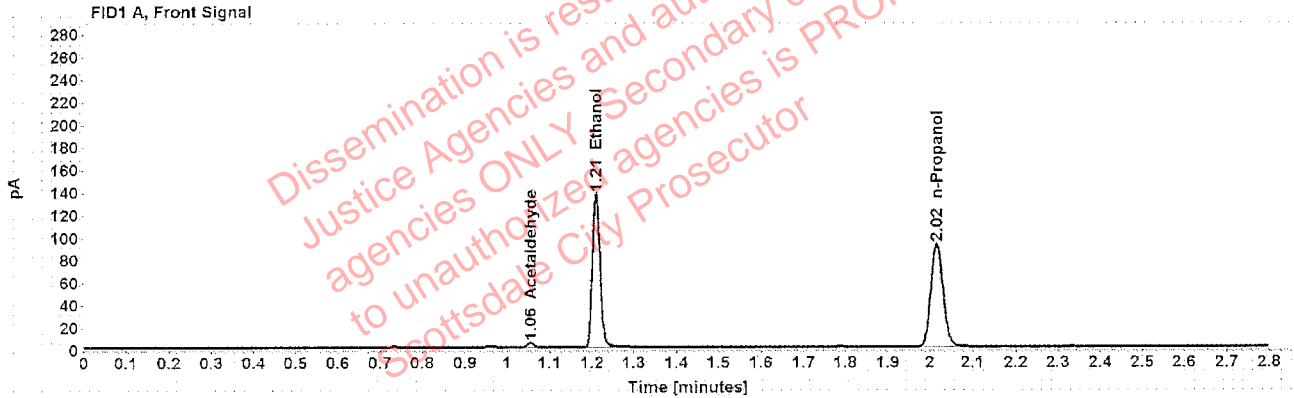


Table 1: FID 1 A (column DB-ALC1)

Compound	Amount (g/100mL)	Time (min)	Peak Area
Acetaldehyde	-----	1.055	4.039
>Ethanol	0.2668	1.210	175.342
n-Propanol	-----	2.016	182.767

Table 2: FID 2 B (column DB-ALC2)

Compound	Time (min)	Peak Area
Acetaldehyde	0.994	5.244
Ethanol	1.377	217.703
n-Propanol	2.471	220.663

Scottsdale Police Department Crime Lab Volatiles Analysis

Sample: 1277187	Vial: 28
Description: [REDACTED]	LIMS ID: [REDACTED]
Method: ethanol quant.M	Sequence: 30Jul19
Instrument: US14173023 CN14160045	Injection date: 7/30/2019 11:01:22 AM
Data file: C:\Chem32\1\Data\30Jul19\28.D	Analyst: Kosecki

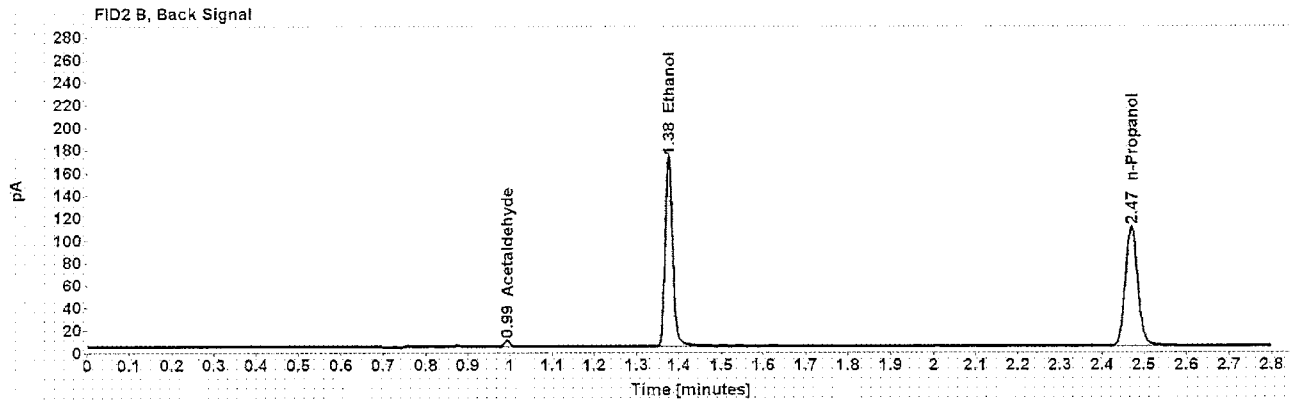
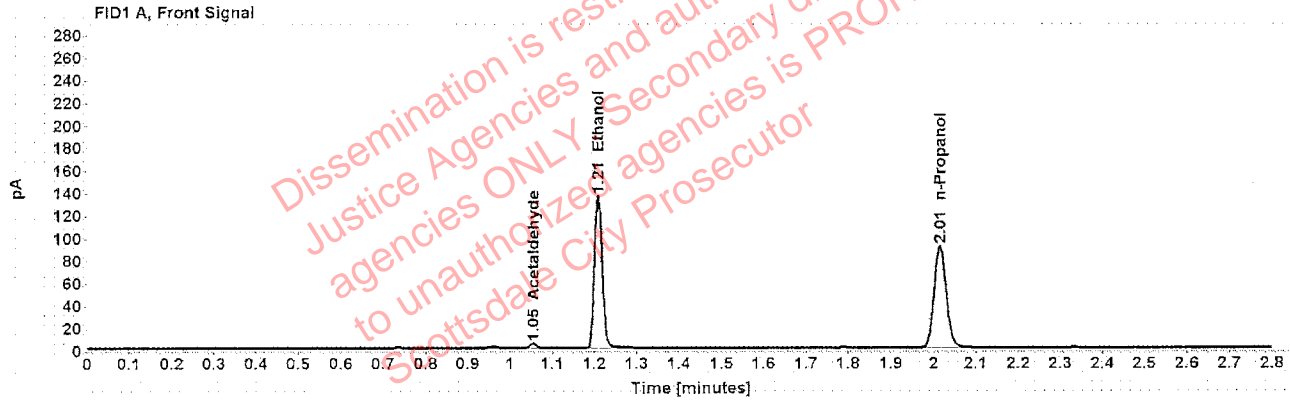


Table 1: FID 1 A (column DB-ALC1)

Compound	Amount (g/100mL)	Time (min)	Peak Area
Acetaldehyde	-----	1.055	4.065
>Ethanol	0.2662	1.209	173.750
n-Propanol	-----	2.015	181.523

Table 2: FID 2 B (column DB-ALC2)

Compound	Time (min)	Peak Area
Acetaldehyde	0.993	5.318
Ethanol	1.375	215.577
n-Propanol	2.470	218.948

Case: [REDACTED] User: pkosecki 7/30/2019

Scottsdale Police Department Crime Lab Volatiles Analysis

Sample:	36002MJ	Vial:	29
Description:	[REDACTED]	LIMS ID:	[REDACTED]
Method:	ethanol quant.M	Sequence:	30Jul19
Instrument:	US14173023 CN14160045	Injection date:	7/30/2019 11:05:22 AM
Data file:	C:\Chem32\1\Data\30Jul19\29.D	Analyst:	Kosecki

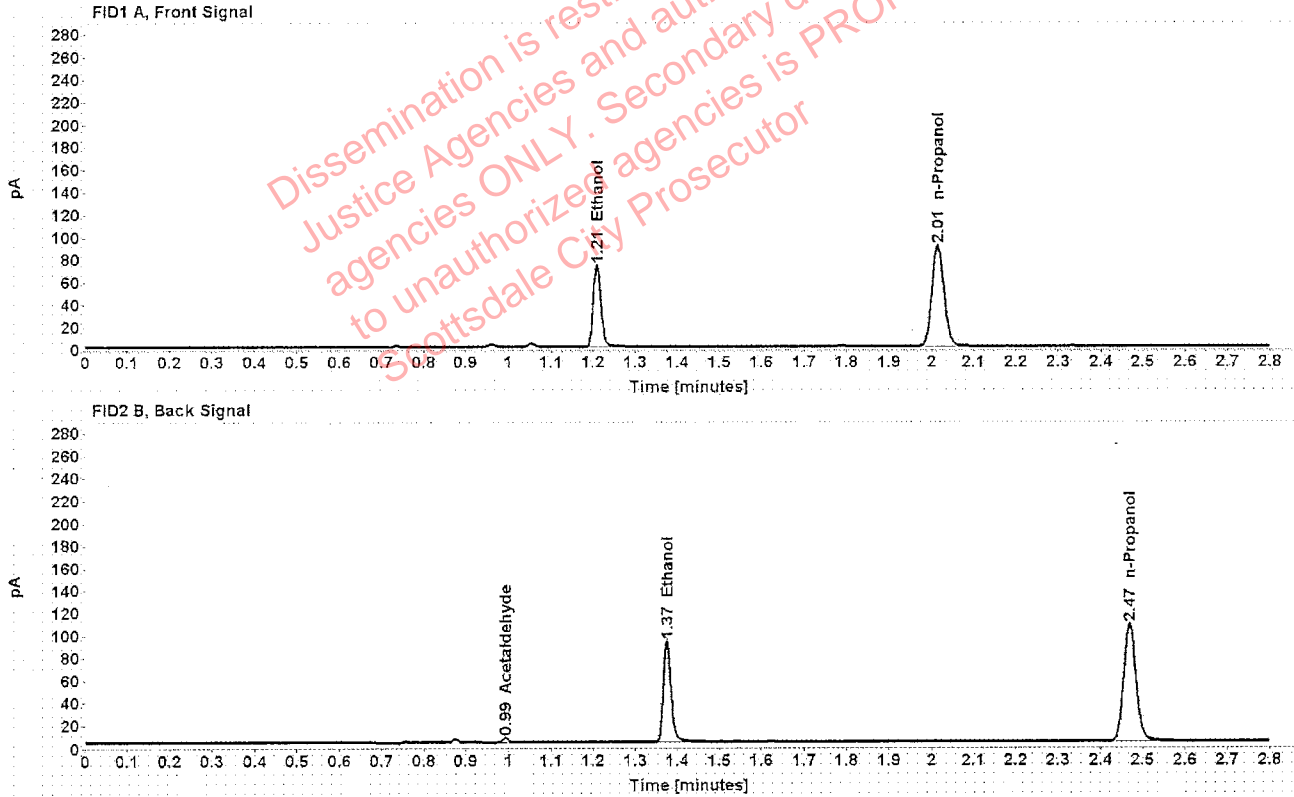


Table 1: FID 1 A (column DB-ALC1)

Compound	Amount (g/100mL)	Time (min)	Peak Area
>Ethanol	0.1452	1.209	92.983
n-Propanol	-----	2.015	178.889

Table 2: FID 2 B (column DB-ALC2)

Compound	Time (min)	Peak Area
Acetaldehyde	0.993	3.818
Ethanol	1.375	115.365
n-Propanol	2.469	215.456

Scottsdale Police Department Crime Lab Volatiles Analysis

Sample:	36002MJ	Vial:	30
Description:	[REDACTED]	LIMS ID:	[REDACTED]
Method:	ethanol quant.M	Sequence:	30Jul19
Instrument:	US14173023 CN14160045	Injection date:	7/30/2019 11:09:22 AM
Data file:	C:\Chem32\1\Data\30Jul19\30.D	Analyst:	Kosecki

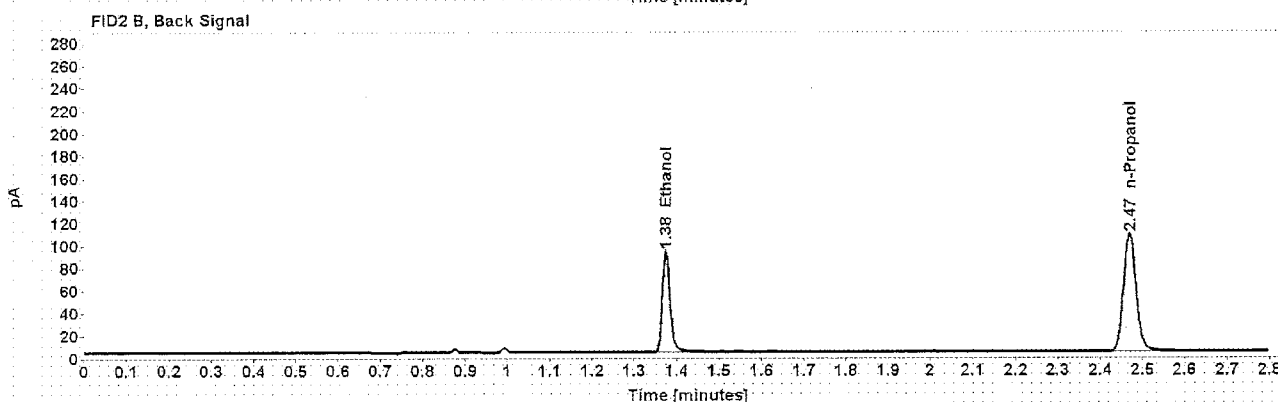
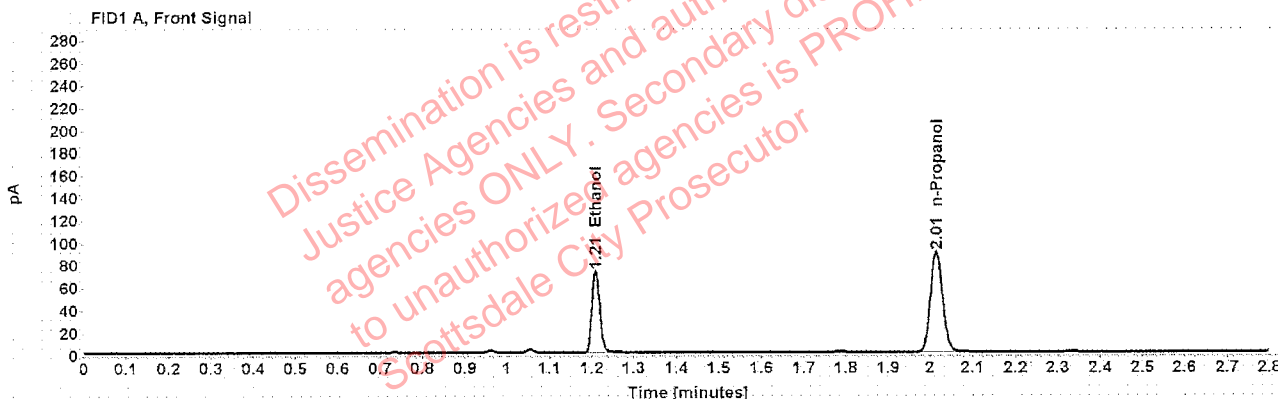


Table 1: FID 1 A (column DB-ALC1)

Compound	Amount (g/100mL)	Time (min)	Peak Area
>Ethanol	0.1459	1.209	93.257
n-Propanol	-----	2.015	178.630

Table 2: FID 2 B (column DB-ALC2)

Compound	Time (min)	Peak Area
Ethanol	1.375	115.560
n-Propanol	2.469	215.426

Scottsdale Police Department Crime Lab Volatiles Analysis

Sample:	1280249	Vial:	32
Description:	██████████	LIMS ID:	██████████
Method:	ethanol quant.M	Sequence:	30Jul19
Instrument:	US14173023 CN14160045	Injection date:	7/30/2019 11:17:37 AM
Data file:	C:\Chem32\1\Data\30Jul19\32.D	Analyst:	Kosecki

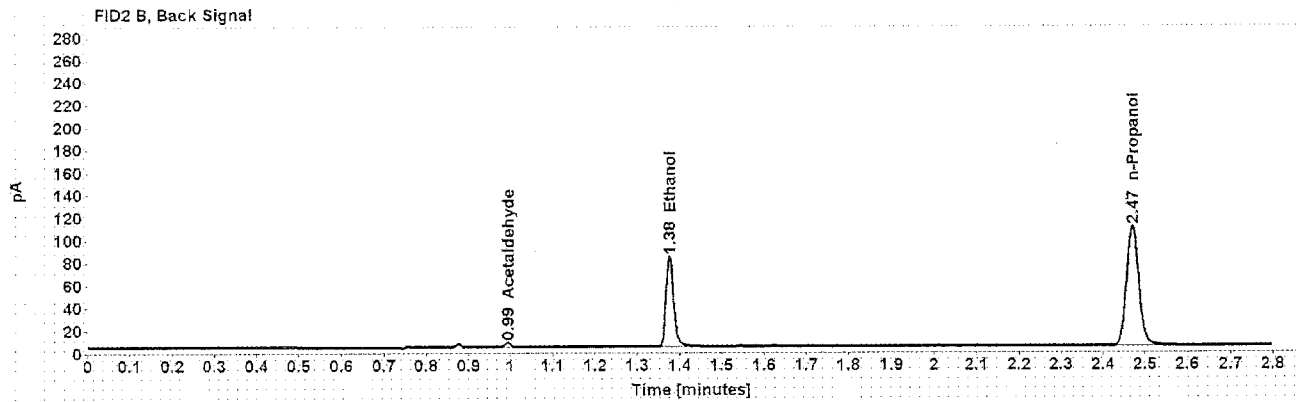
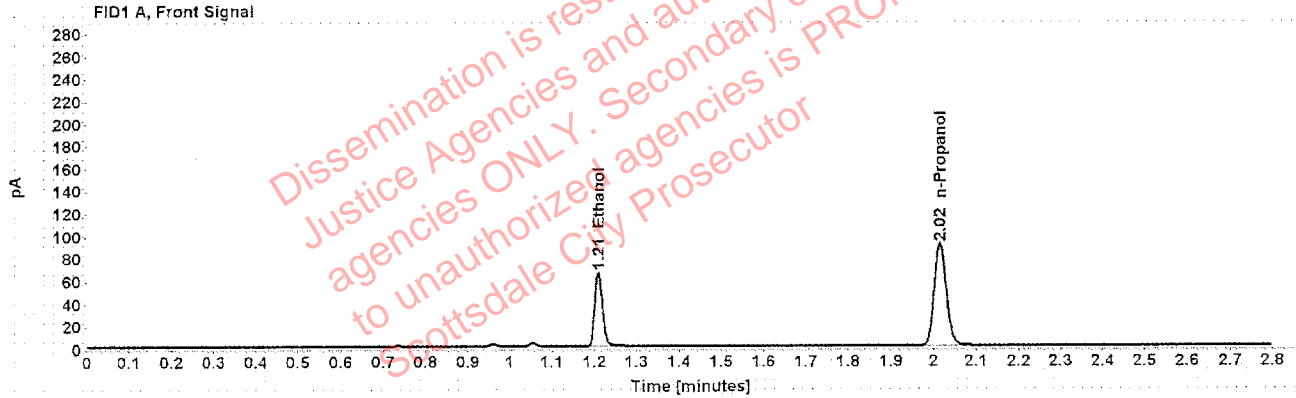


Table 1: FID 1 A (column DB-ALC1)

Compound	Amount (g/100mL)	Time (min)	Peak Area
>Ethanol	0.1301	1.210	84.110
n-Propanol	-----	2.015	180.919

Table 2: FID 2 B (column DB-ALC2)

Compound	Time (min)	Peak Area
Acetaldehyde	0.994	3.810
Ethanol	1.376	104.388
n-Propanol	2.470	217.597

Scottsdale Police Department Crime Lab Volatiles Analysis

Sample:	1280249	Vial:	33
Description:	[REDACTED]	LIMS ID:	[REDACTED]
Method:	ethanol quant.M	Sequence:	30Jul19
Instrument:	US14173023 CN14160045	Injection date:	7/30/2019 11:21:37 AM
Data file:	C:\Chem32\1\Data\30Jul19\33.D	Analyst:	Kosecki

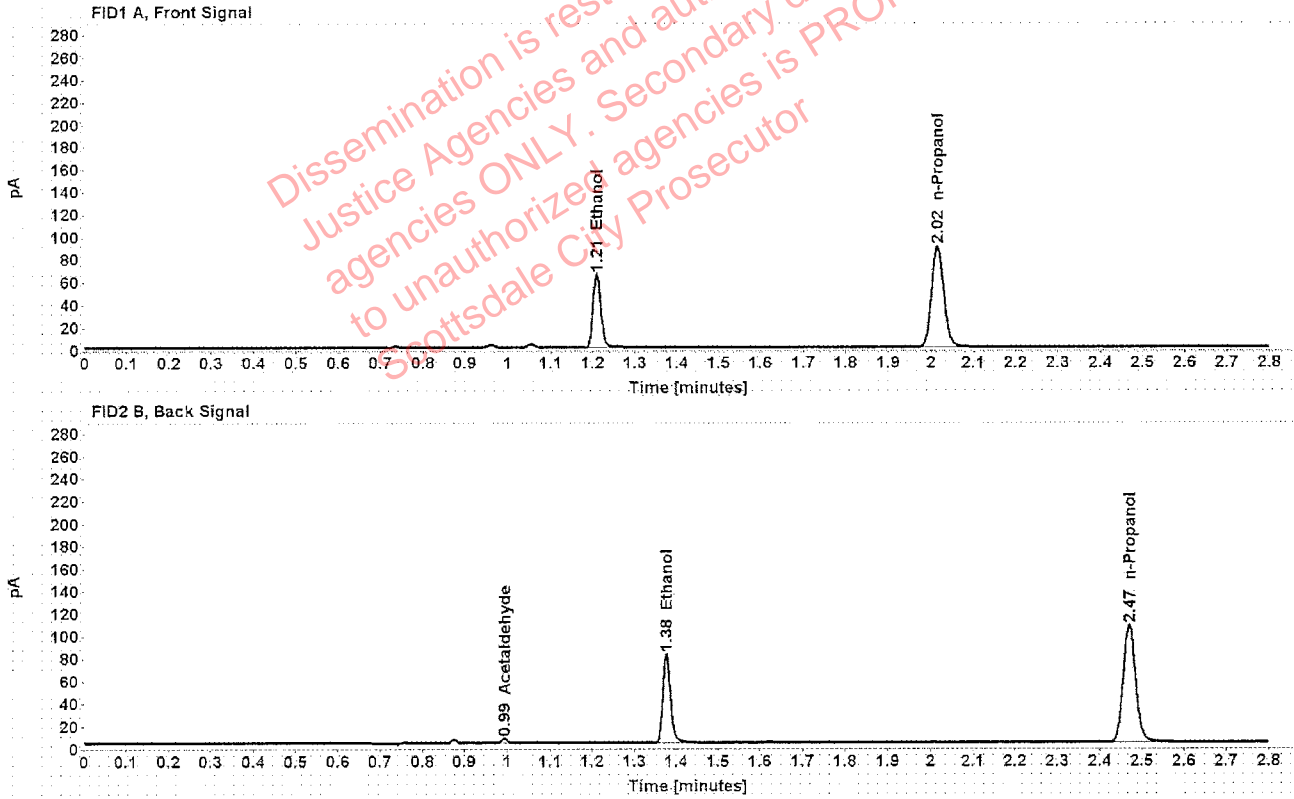


Table 1: FID 1 A (column DB-ALC1)

Compound	Amount (g/100mL)	Time (min)	Peak Area
>Ethanol	0.1295	1.210	82.574
n-Propanol	-----	2.015	178.457

Table 2: FID 2 B (column DB-ALC2)

Compound	Time (min)	Peak Area
Acetaldehyde	0.993	3.782
Ethanol	1.376	100.936
n-Propanol	2.470	214.780

Scottsdale Police Department Crime Lab Volatiles Analysis

Sample: 1261006	Vial: 34
Description: [REDACTED]	LIMS ID: [REDACTED]
Method: ethanol quant.M	Sequence: 30Jul19
Instrument: US14173023 CN14160045	Injection date: 7/30/2019 11:25:37 AM
Data file: C:\Chem32\1\Data\30Jul19\34.D	Analyst: Kosecki

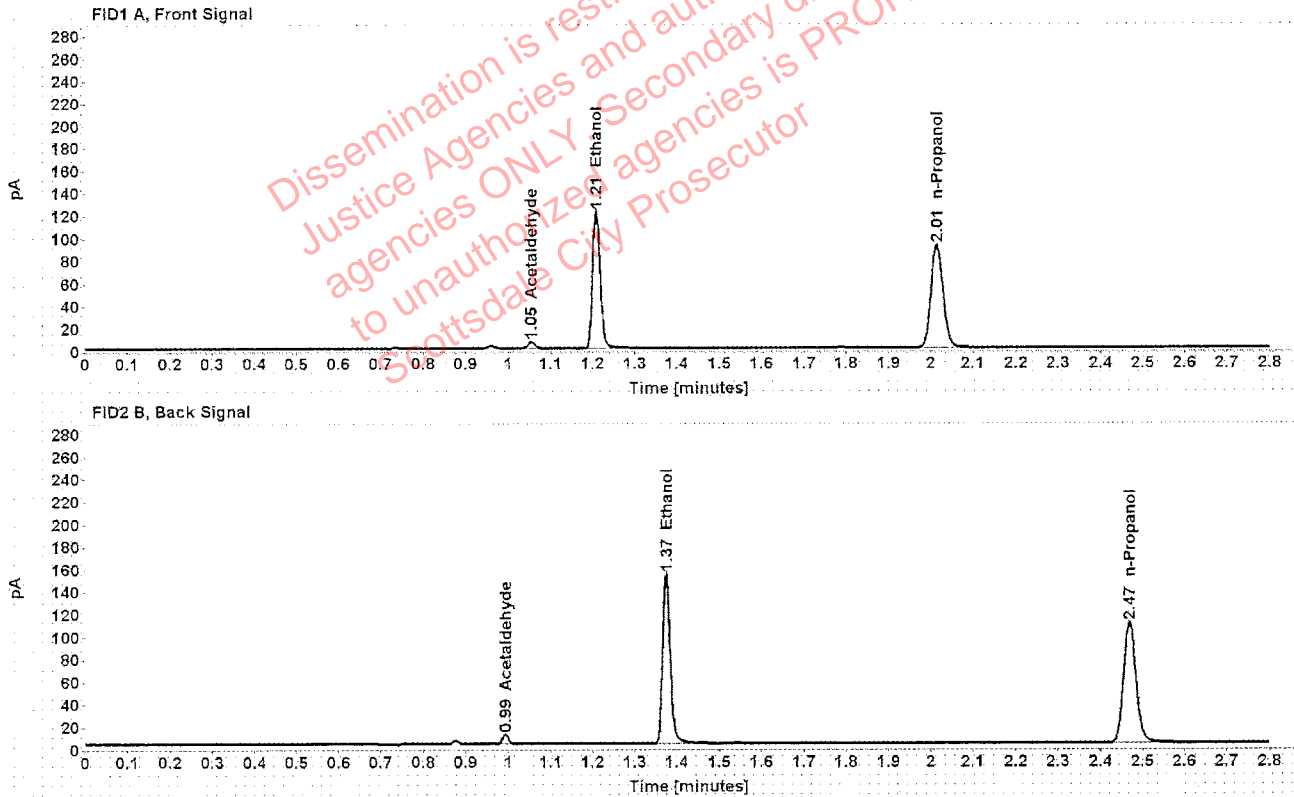


Table 1: FID 1 A (column DB-ALC1)

Compound	Amount (g/100mL)	Time (min)	Peak Area
Acetaldehyde	-----	1.055	6.052
>Ethanol	0.2369	1.209	155.667
n-Propanol	-----	2.015	182.827

Table 2: FID 2 B (column DB-ALC2)

Compound	Time (min)	Peak Area
Acetaldehyde	0.993	7.902
Ethanol	1.375	191.094
n-Propanol	2.469	220.579

Scottsdale Police Department Crime Lab Volatiles Analysis

Sample:	1261006	Vial:	35
Description:	[REDACTED]	LIMS ID:	[REDACTED]
Method:	ethanol quant.M	Sequence:	30Jul19
Instrument:	US14173023 CN14160045	Injection date:	7/30/2019 11:29:37 AM
Data file:	C:\Chem32\1\Data\30Jul19\35.D	Analyst:	Kosecki

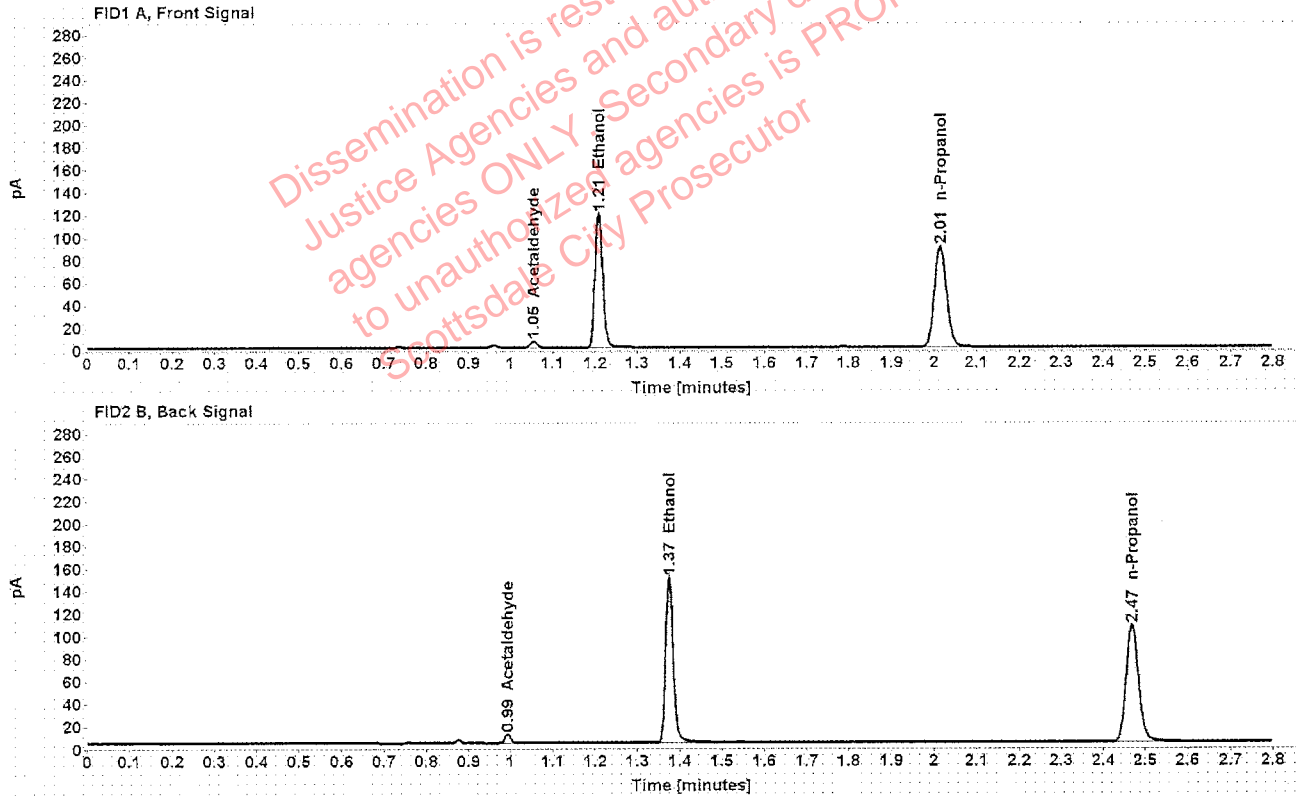


Table 1: FID 1 A (column DB-ALC1)

Compound	Amount (g/100mL)	Time (min)	Peak Area
Acetaldehyde	-----	1.054	5.954
>Ethanol	0.2372	1.209	151.698
n-Propanol	-----	2.015	177.936

Table 2: FID 2 B (column DB-ALC2)

Compound	Time (min)	Peak Area
Acetaldehyde	0.993	7.759
Ethanol	1.375	188.250
n-Propanol	2.469	214.968

Scottsdale Police Department Crime Lab Volatiles Analysis

Sample:	1280627	Vial:	36
Description:	[REDACTED]	LIMS ID:	[REDACTED]
Method:	ethanol quant.M	Sequence:	30Jul19
Instrument:	US14173023 CN14160045	Injection date:	7/30/2019 11:33:37 AM
Data file:	C:\Chem32\1\Data\30Jul19\36.D	Analyst:	Kosecki

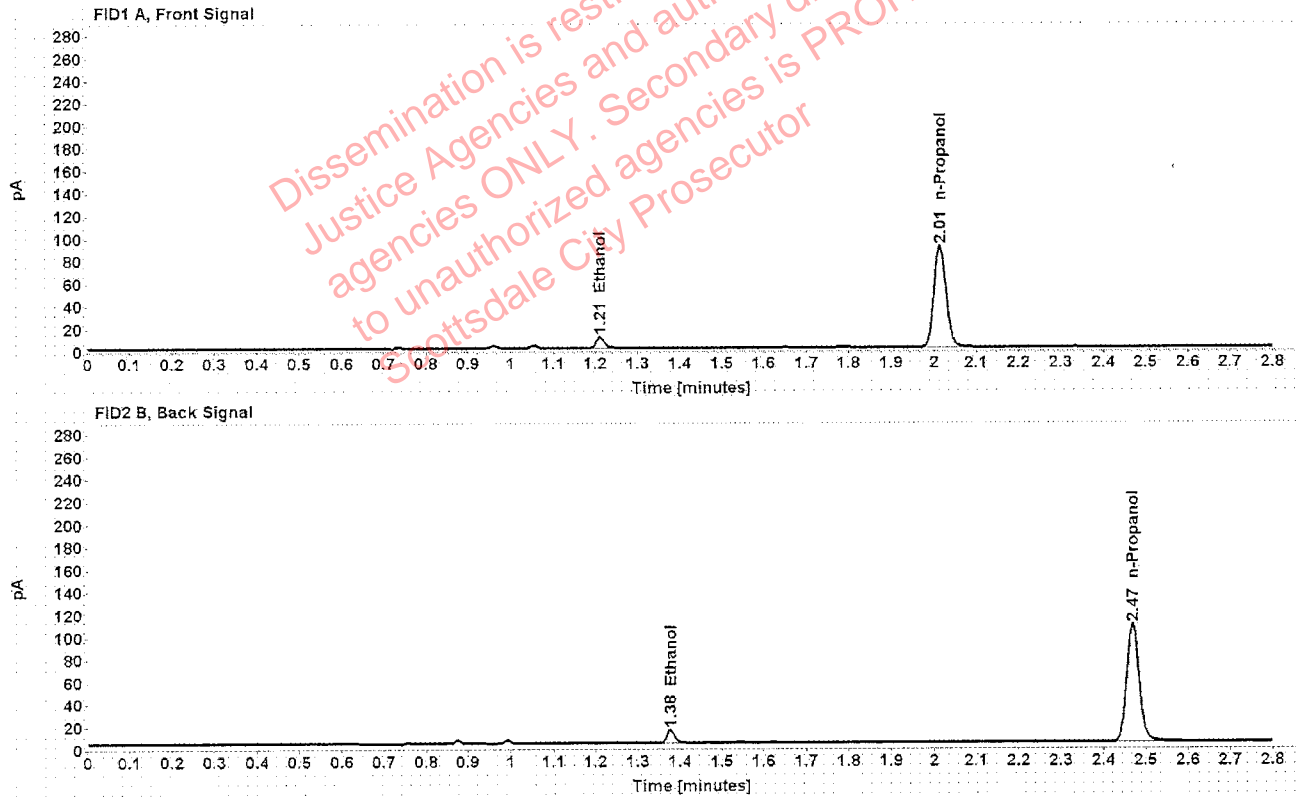


Table 1: FID 1 A (column DB-ALC1)

Compound	Amount (g/100mL)	Time (min)	Peak Area
>Ethanol	0.0209	1.211	12.536
n-Propanol	-----	2.014	179.641

Table 2: FID 2 B (column DB-ALC2)

Compound	Time (min)	Peak Area
Ethanol	1.377	15.642
n-Propanol	2.469	216.654

Case: [REDACTED] User: pkosecki 7/30/2019

Scottsdale Police Department Crime Lab Volatiles Analysis

Sample:	1280627	Vial:	37
Description:	[REDACTED]	LIMS ID:	[REDACTED]
Method:	ethanol quant.M	Sequence:	30Jul19
Instrument:	US14173023 CN14160045	Injection date:	7/30/2019 11:37:52 AM
Data file:	C:\Chem32\1\Data\30Jul19\37.D	Analyst:	Kosecki

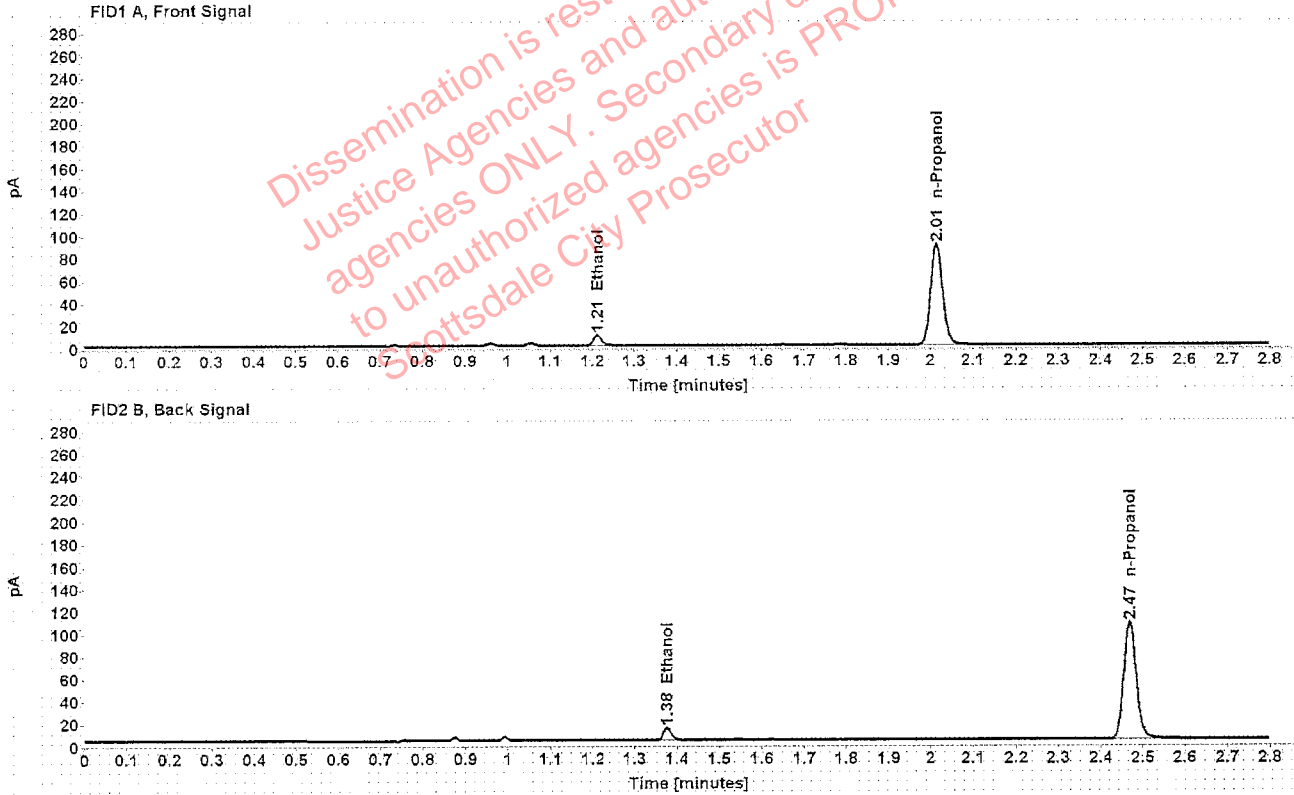


Table 1: FID 1 A (column DB-ALC1)

Compound	Amount (g/100mL)	Time (min)	Peak Area
>Ethanol	0.0203	1.211	12.087
n-Propanol	-----	2.015	178.700

Table 2: FID 2 B (column DB-ALC2)

Compound	Time (min)	Peak Area
Ethanol	1.377	15.157
n-Propanol	2.469	214.918

Scottsdale Police Department Crime Lab Volatiles Analysis

Sample: 1281167	Vial: 38
Description: [REDACTED]	LIMS ID: [REDACTED]
Method: ethanol quant.M	Sequence: 30Jul19
Instrument: US14173023 CN14160045	Injection date: 7/30/2019 11:41:52 AM
Data file: C:\Chem32\1\Data\30Jul19\38.D	Analyst: Kosecki

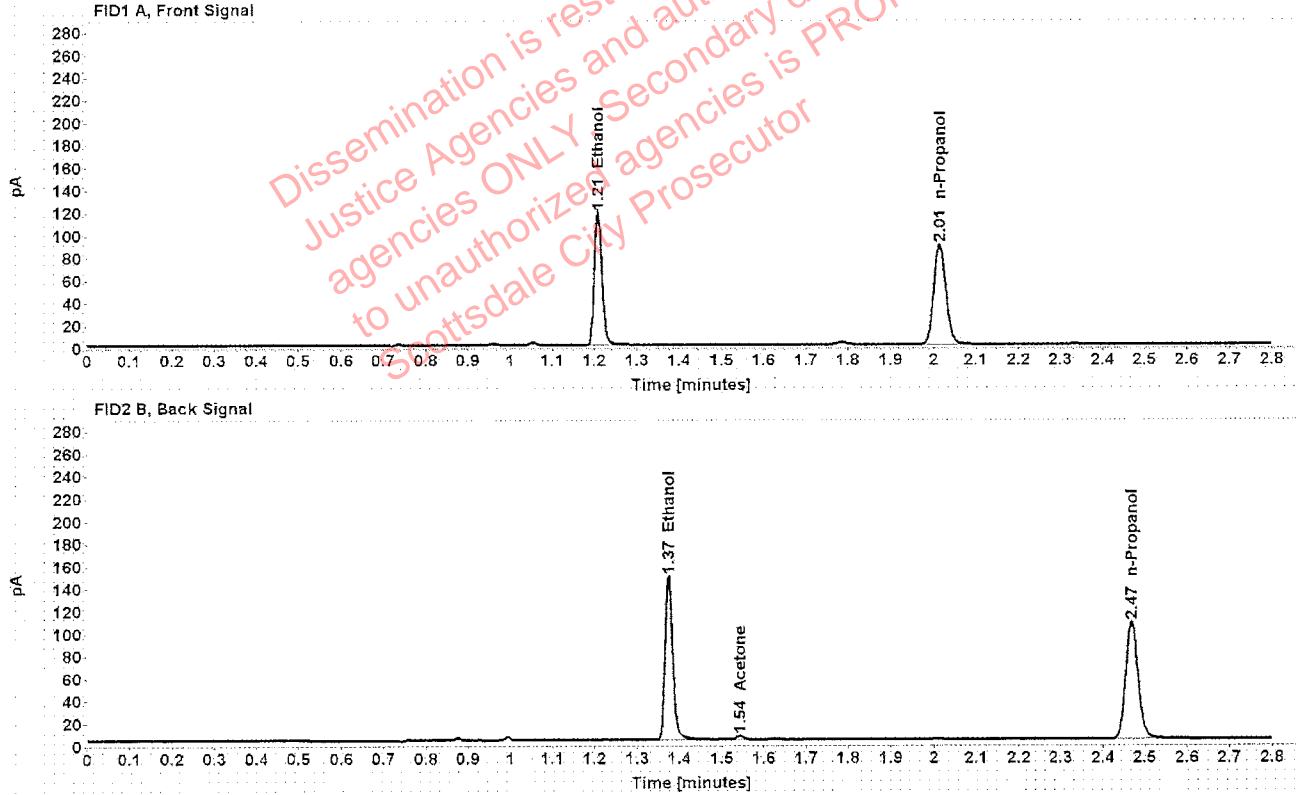


Table 1: FID 1 A (column DB-ALC1)

Compound	Amount (g/100mL)	Time (min)	Peak Area
>Ethanol	0.2360	1.209	150.513
n-Propanol	-----	2.014	177.509

Table 2: FID 2 B (column DB-ALC2)

Compound	Time (min)	Peak Area
Ethanol	1.375	186.816
Acetone	1.543	4.930
n-Propanol	2.469	213.857

Scottsdale Police Department Crime Lab Volatiles Analysis

Sample: 1281167	Vial: 39
Description: [REDACTED]	LIMS ID: [REDACTED]
Method: ethanol quant.M	Sequence: 30Jul19
Instrument: US14173023 CN14160045	Injection date: 7/30/2019 11:45:52 AM
Data file: C:\Chem32\1\Data\30Jul19\39.D	Analyst: Kosecki

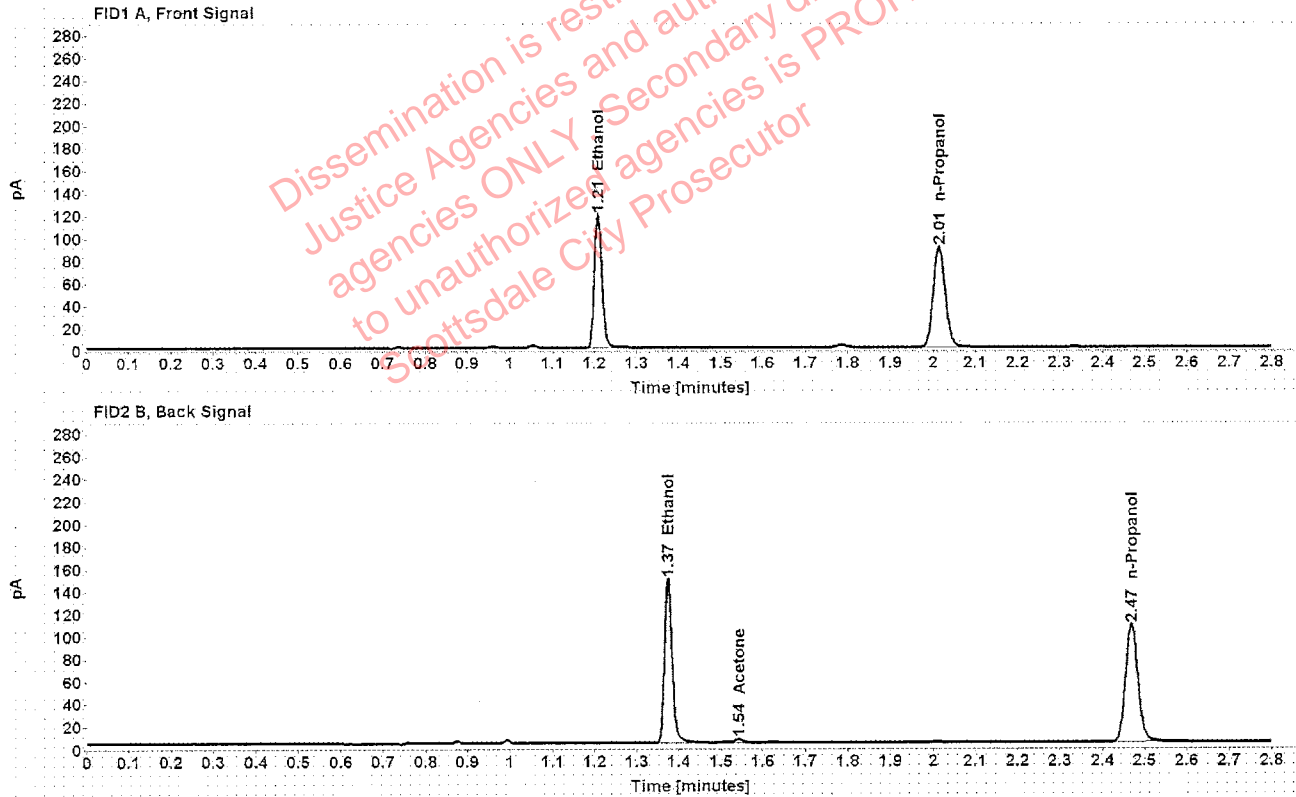


Table 1: FID 1 A (column DB-ALC1)

Compound	Amount (g/100mL)	Time (min)	Peak Area
>Ethanol	0.2360	1.208	151.083
n-Propanol	-----	2.014	178.139

Table 2: FID 2 B (column DB-ALC2)

Compound	Time (min)	Peak Area
Ethanol	1.374	187.363
Acetone	1.543	4.911
n-Propanol	2.469	214.701

Scottsdale Police Department Crime Lab Volatiles Analysis

Sample:	1281763	Vial:	40
Description:	[REDACTED]	LIMS ID:	[REDACTED]
Method:	ethanol quant.M	Sequence:	30Jul19
Instrument:	US14173023 CN14160045	Injection date:	7/30/2019 11:49:52 AM
Data file:	C:\Chem32\1\Data\30Jul19\40.D	Analyst:	Kosecki

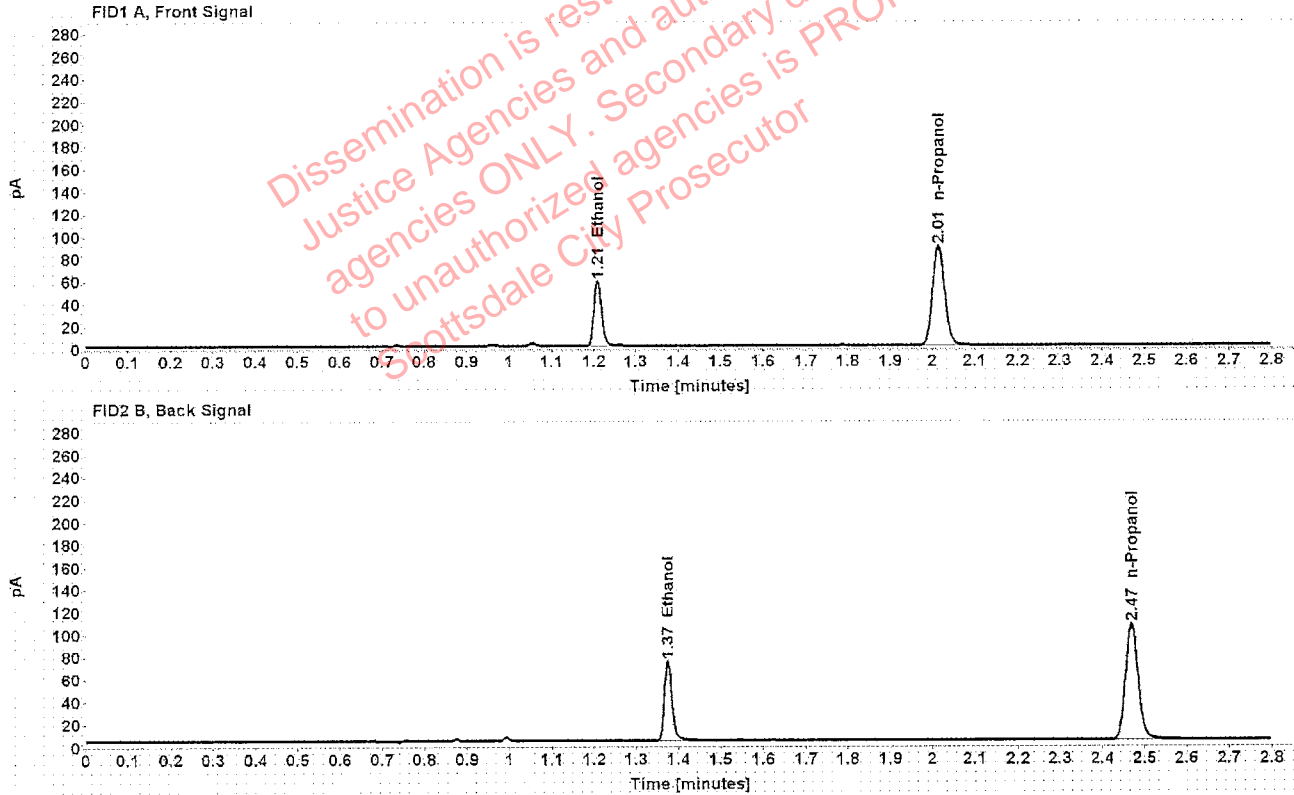


Table 1: FID 1 A (column DB-ALC1)

Compound	Amount (g/100mL)	Time (min)	Peak Area
>Ethanol	0.1174	1.209	73.932
n-Propanol	-----	2.014	176.439

Table 2: FID 2 B (column DB-ALC2)

Compound	Time (min)	Peak Area
Ethanol	1.375	90.140
n-Propanol	2.468	213.262

Case: [REDACTED] User: pkosecki 7/30/2019

Scottsdale Police Department Crime Lab Volatiles Analysis

Sample:	1281763	Vial:	41
Description:	[REDACTED]	LIMS ID:	[REDACTED]
Method:	ethanol quant.M	Sequence:	30Jul19
Instrument:	US14173023 CN14160045	Injection date:	7/30/2019 11:53:52 AM
Data file:	C:\Chem32\1\Data\30Jul19\41.D	Analyst:	Kosecki

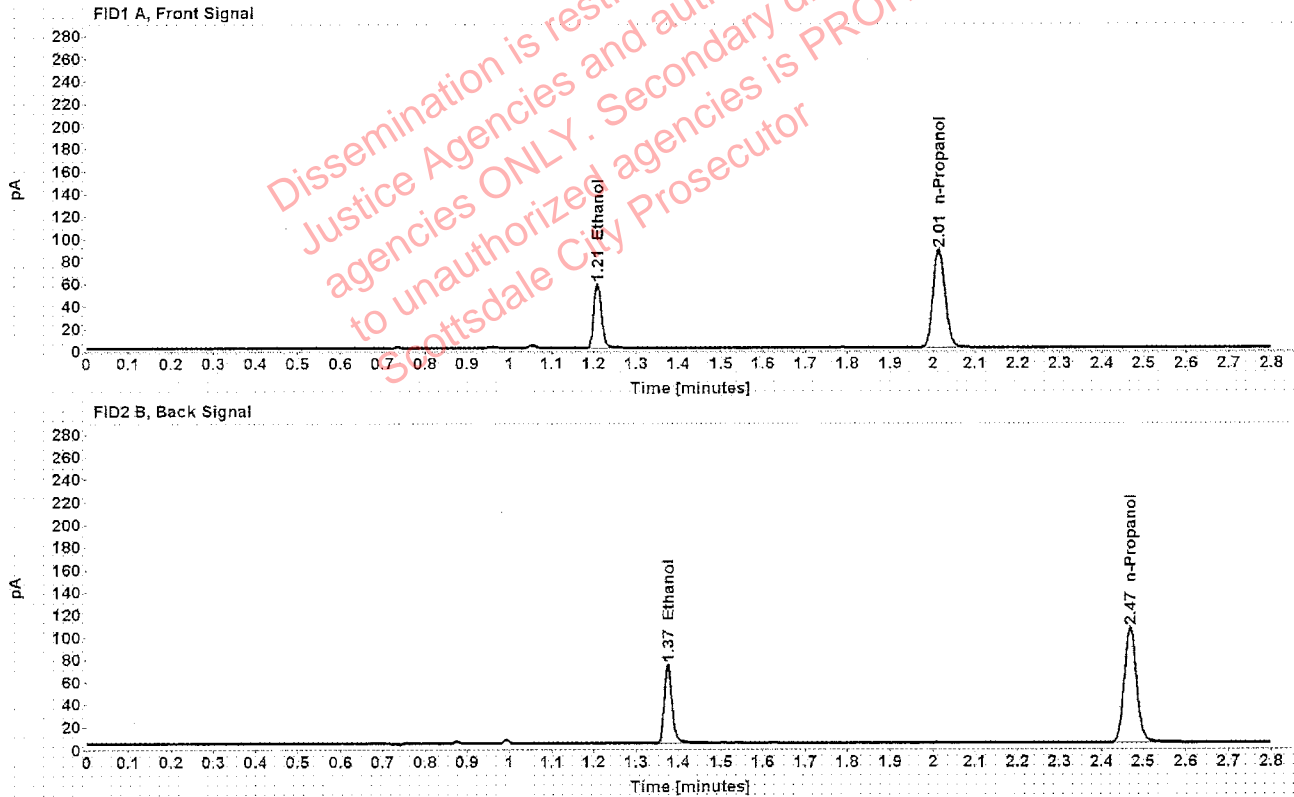


Table 1: FID 1 A (column DB-ALC1)

Compound	Amount (g/100mL)	Time (min)	Peak Area
>Ethanol	0.1173	1.209	73.207
n-Propanol	-----	2.014	174.788

Table 2: FID 2 B (column DB-ALC2)

Compound	Time (min)	Peak Area
Ethanol	1.375	89.516
n-Propanol	2.468	211.360

Case: [REDACTED] User: pkosecki 7/30/2019

Scottsdale Police Department Crime Lab Volatiles Analysis

Sample:	1254583	Vial:	43
Description:	[REDACTED]	LIMS ID:	[REDACTED]
Method:	ethanol quant.M	Sequence:	30Jul19
Instrument:	US14173023 CN14160045	Injection date:	7/30/2019 12:02:07 PM
Data file:	C:\Chem32\1\Data\30Jul19\43.D	Analyst:	Kosecki

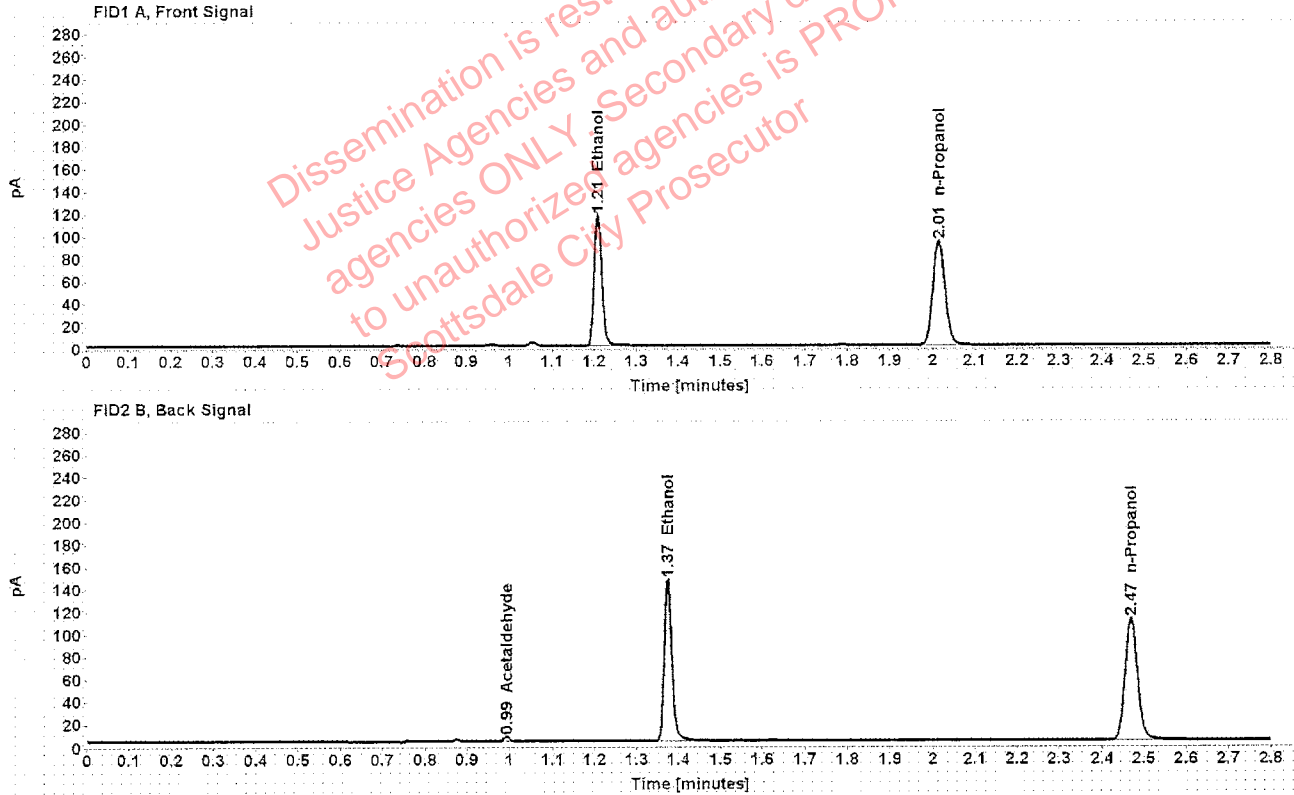


Table 1: FID 1 A (column DB-ALC1)

Compound	Amount (g/100mL)	Time (min)	Peak Area
>Ethanol	0.2236	1.209	148.484
n-Propanol	-----	2.014	184.854

Table 2: FID 2 B (column DB-ALC2)

Compound	Time (min)	Peak Area
Acetaldehyde	0.993	4.131
Ethanol	1.375	182.588
n-Propanol	2.469	223.505

Scottsdale Police Department Crime Lab Volatiles Analysis

Sample: 1254583	Vial: 44
Description: [REDACTED]	LIMS ID: [REDACTED]
Method: ethanol quant.M	Sequence: 30Jul19
Instrument: US14173023 CN14160045	Injection date: 7/30/2019 12:06:07 PM
Data file: C:\Chem32\1\Data\30Jul19\44.D	Analyst: Kosecki

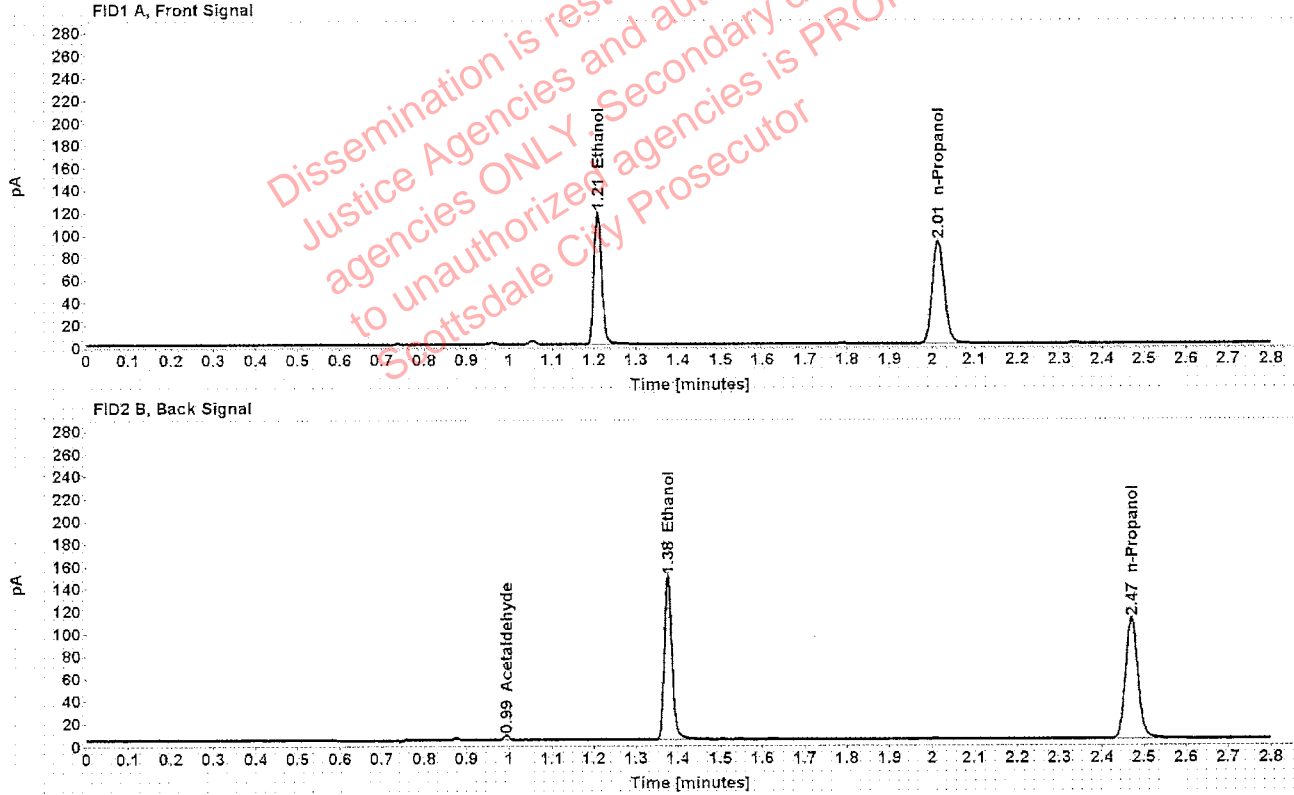


Table 1: FID 1 A (column DB-ALC1)

Compound	Amount (g/100mL)	Time (min)	Peak Area
>Ethanol	0.2283	1.209	149.987
n-Propanol	-----	2.015	182.875

Table 2: FID 2 B (column DB-ALC2)

Compound	Time (min)	Peak Area
Acetaldehyde	0.993	4.147
Ethanol	1.375	186.353
n-Propanol	2.470	221.205

Scottsdale Police Department Crime Lab Volatiles Analysis

Sample:	1256228	Vial:	45
Description:	[REDACTED]	LIMS ID:	[REDACTED]
Method:	ethanol quant.M	Sequence:	30Jul19
Instrument:	US14173023 CN14160045	Injection date:	7/30/2019 12:10:07 PM
Data file:	C:\Chem32\1\Data\30Jul19\45.D	Analyst:	Kosecki

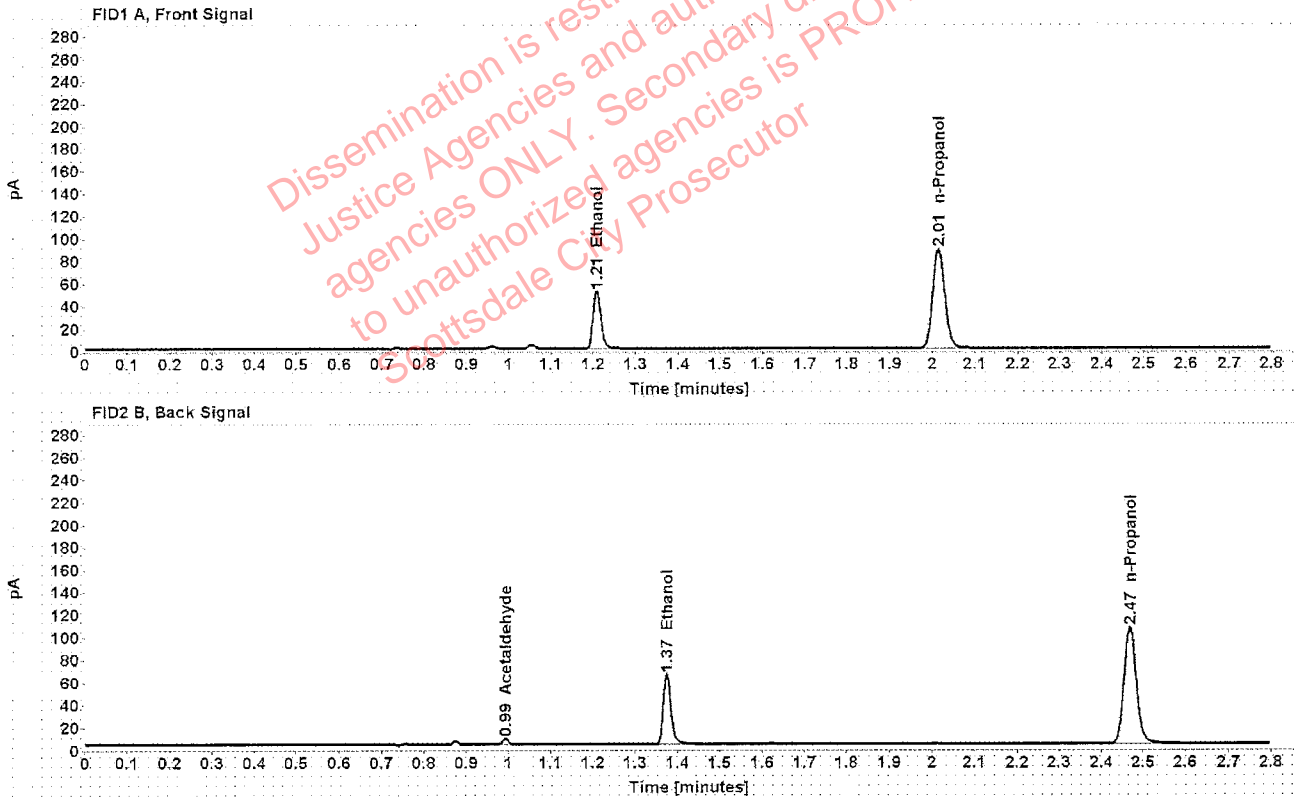


Table 1: FID 1 A (column DB-ALC1)

Compound	Amount (g/100mL)	Time (min)	Peak Area
>Ethanol	0.1040	1.209	65.233
n-Propanol	-----	2.014	176.012

Table 2: FID 2 B (column DB-ALC2)

Compound	Time (min)	Peak Area
Acetaldehyde	0.993	4.932
Ethanol	1.375	79.318
n-Propanol	2.468	212.372

Scottsdale Police Department Crime Lab Volatiles Analysis

Sample:	1256228	Vial:	46
Description:	[REDACTED]	LIMS ID:	[REDACTED]
Method:	ethanol quant.M	Sequence:	30Jul19
Instrument:	US14173023 CN14160045	Injection date:	7/30/2019 12:14:07 PM
Data file:	C:\Chem32\1\Data\30Jul19\46.D	Analyst:	Kosecki

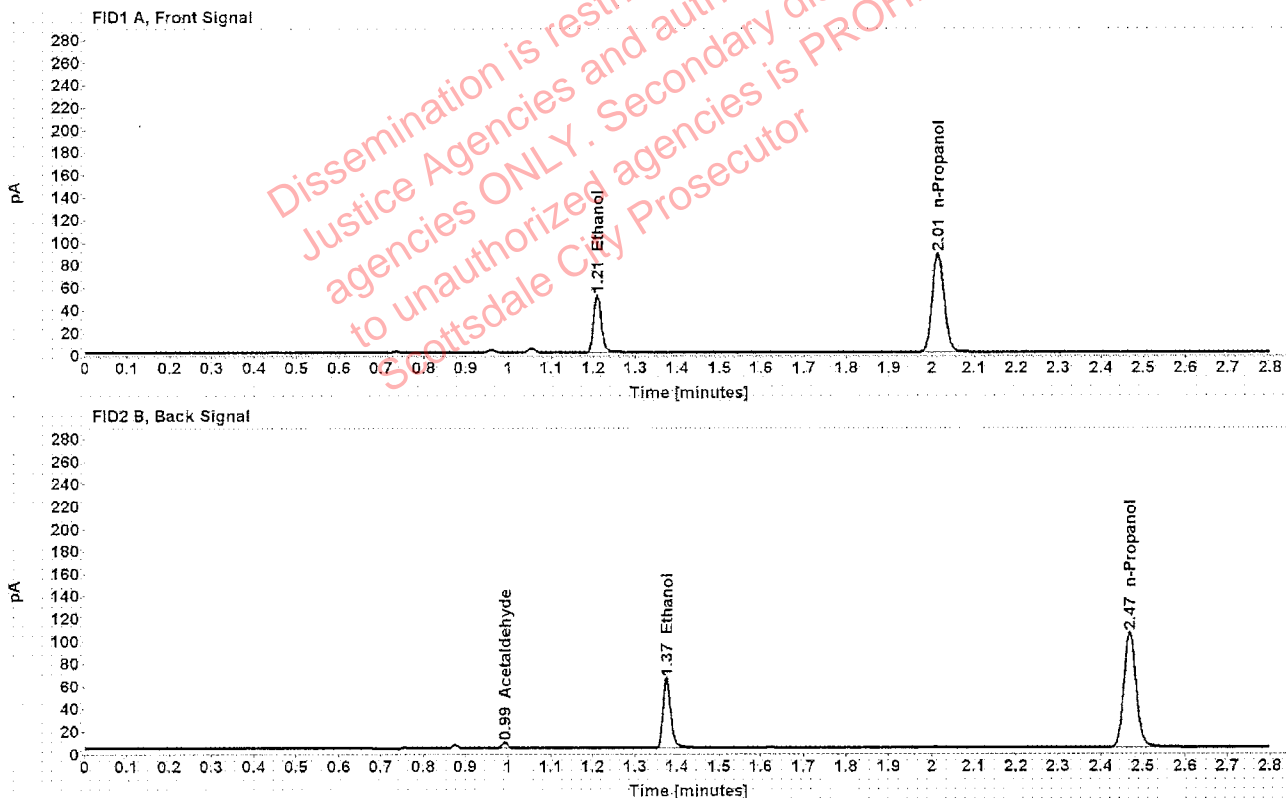


Table 1: FID 1 A (column DB-ALC1)

Compound	Amount (g/100mL)	Time (min)	Peak Area
>Ethanol	0.1044	1.209	65.059
n-Propanol	-----	2.014	174.940

Table 2: FID 2 B (column DB-ALC2)

Compound	Time (min)	Peak Area
Acetaldehyde	0.993	4.842
Ethanol	1.375	79.148
n-Propanol	2.468	211.284

Case: [REDACTED] User: pkosecki 7/30/2019

Scottsdale Police Department Crime Lab Volatiles Analysis

Sample:	1278861	Vial:	47
Description:	[REDACTED]	LIMS ID:	[REDACTED]
Method:	ethanol quant.M	Sequence:	30Jul19
Instrument:	US14173023 CN14160045	Injection date:	7/30/2019 12:18:07 PM
Data file:	C:\Chem32\11\Data\30Jul19\47.D	Analyst:	Kosecki

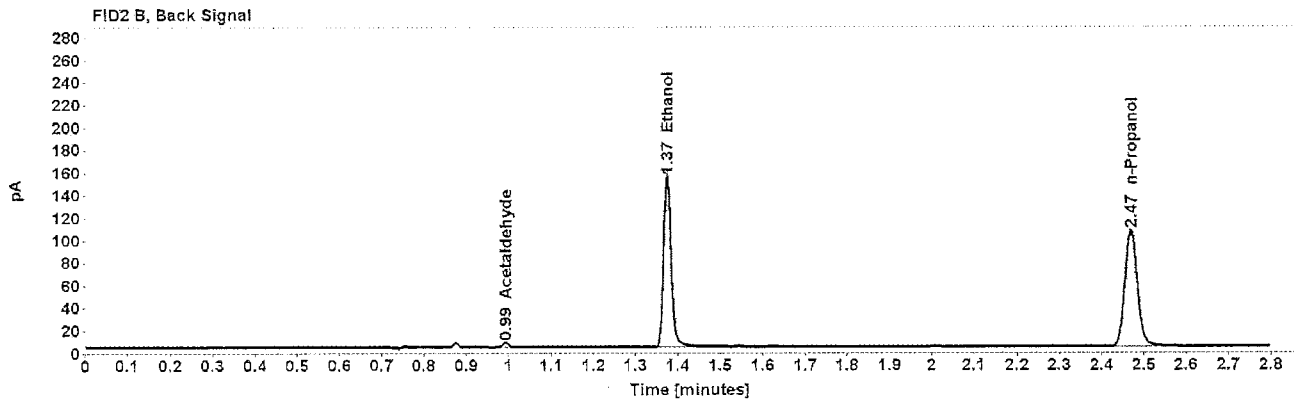
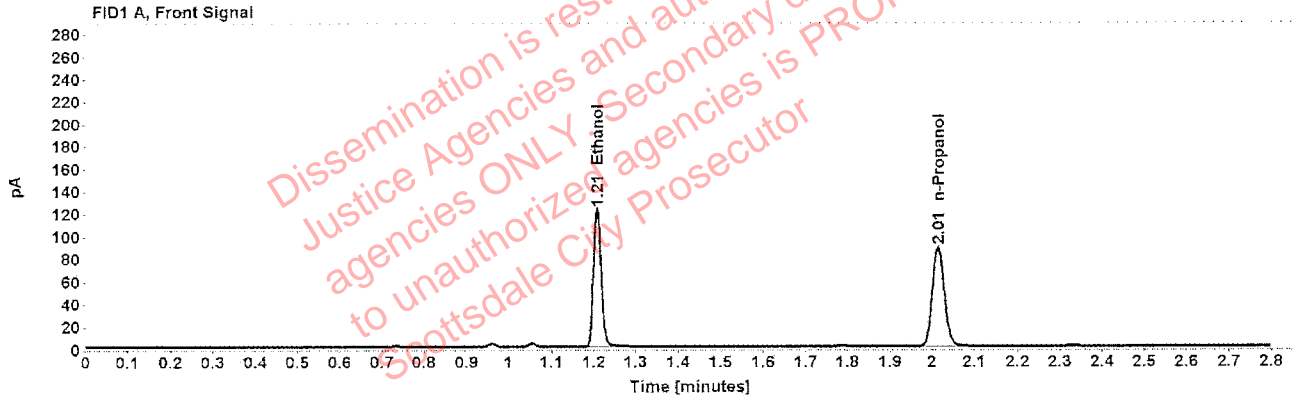


Table 1: FID 1 A (column DB-ALC1)

Compound	Amount (g/100mL)	Time (min)	Peak Area
>Ethanol	0.2468	1.209	155.736
n-Propanol	-----	2.014	175.582

Table 2: FID 2 B (column DB-ALC2)

Compound	Time (min)	Peak Area
Acetaldehyde	0.993	4.051
Ethanol	1.375	193.197
n-Propanol	2.469	213.065

Scottsdale Police Department Crime Lab Volatiles Analysis

Sample:	1278861	Vial:	48
Description:	[REDACTED]	LIMS ID:	[REDACTED]
Method:	ethanol quant.M	Sequence:	30Jul19
Instrument:	US14173023 CN14160045	Injection date:	7/30/2019 12:22:07 PM
Data file:	C:\Chem32\1\Data\30Jul19\48.D	Analyst:	Kosecki

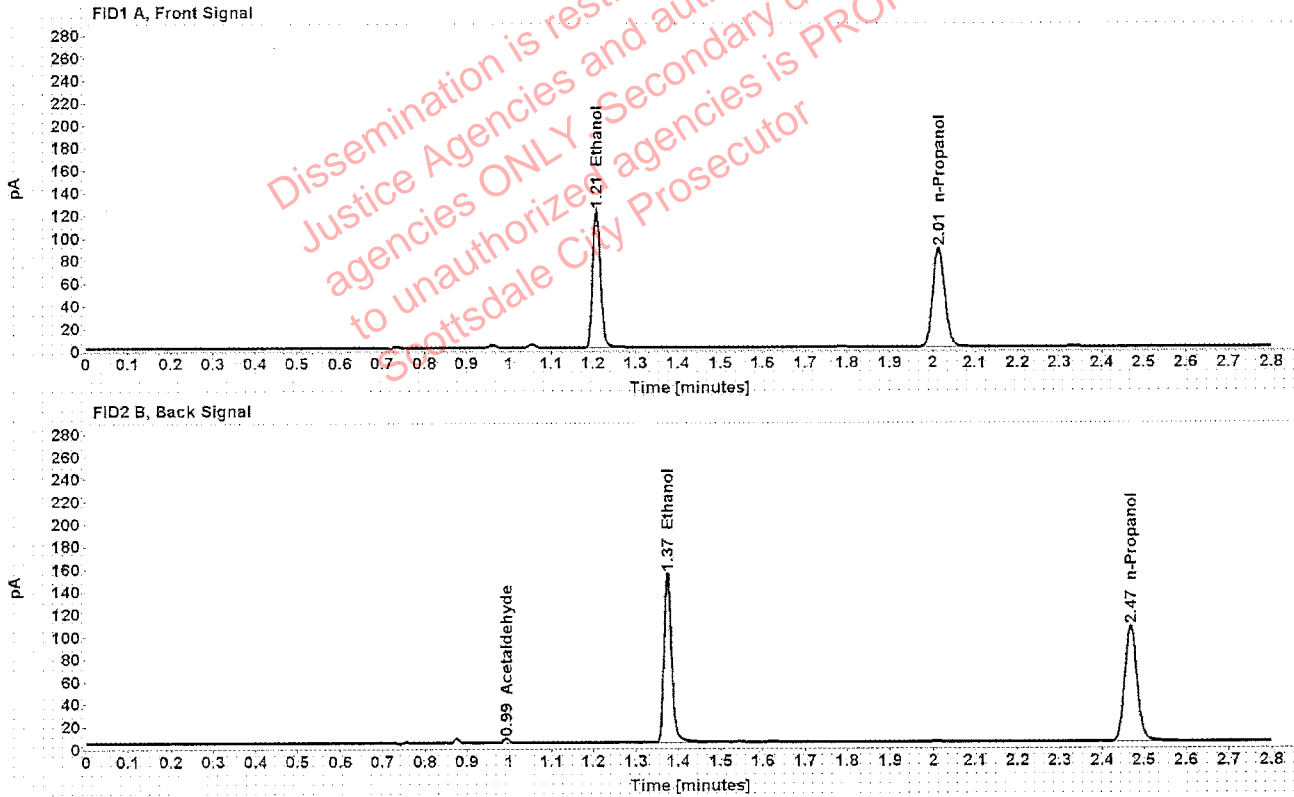


Table 1: FID 1 A (column DB-ALC1)

Compound	Amount (g/100mL)	Time (min)	Peak Area
>Ethanol	0.2463	1.208	154.679
n-Propanol	-----	2.014	174.728

Table 2: FID 2 B (column DB-ALC2)

Compound	Time (min)	Peak Area
Acetaldehyde	0.993	4.130
Ethanol	1.374	191.650
n-Propanol	2.468	211.623

Case: [REDACTED] User: pkosecki 7/30/2019

Scottsdale Police Department Crime Lab Volatiles Analysis

Sample:	1255200	Vial:	49
Description:	[REDACTED]	LIMS ID:	[REDACTED]
Method:	ethanol quant.M	Sequence:	30Jul19
Instrument:	US14173023 CN14160045	Injection date:	7/30/2019 12:26:22 PM
Data file:	C:\Chem32\1\Data\30Jul19\49.D	Analyst:	Kosecki

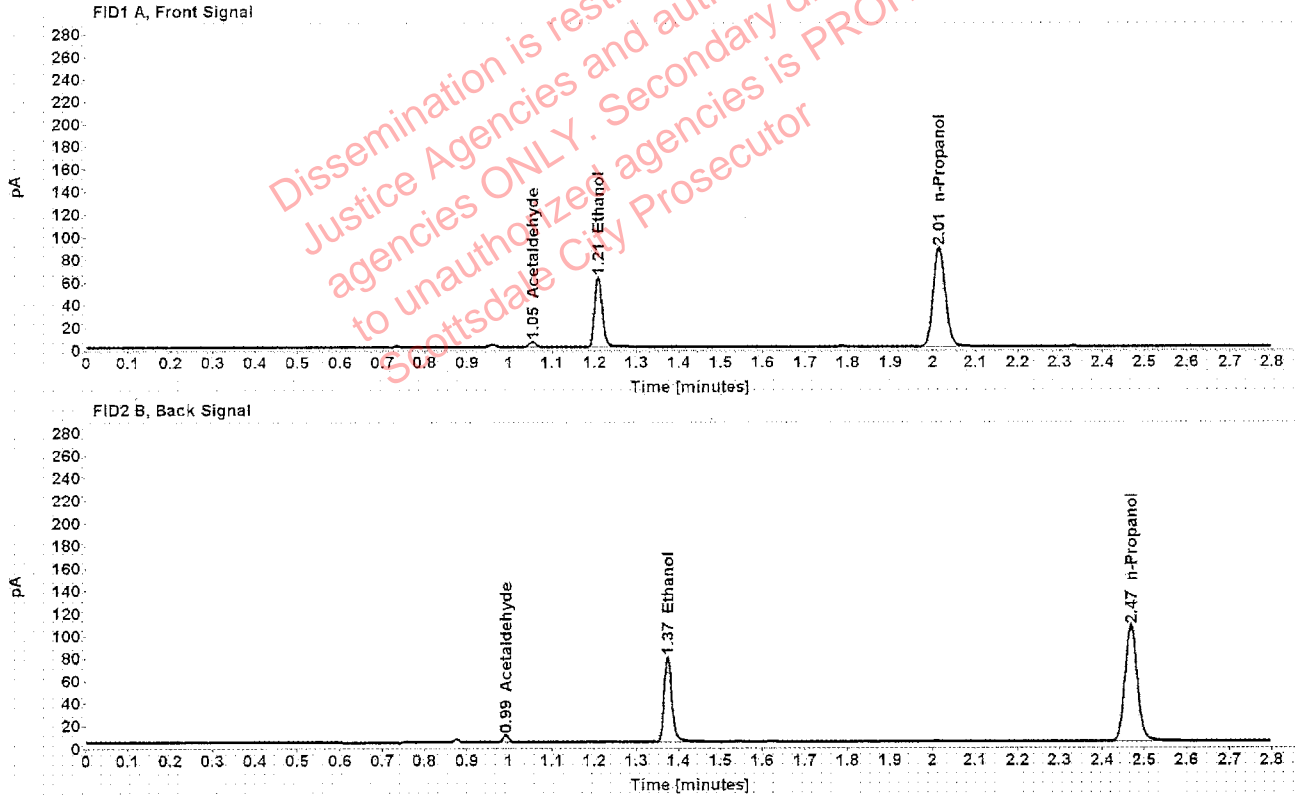


Table 1: FID 1 A (column DB-ALC1)

Compound	Amount (g/100mL)	Time (min)	Peak Area
Acetaldehyde	-----	1.054	4.667
>Ethanol	0.1268	1.209	79.567
n-Propanol	-----	2.014	175.658

Table 2: FID 2 B (column DB-ALC2)

Compound	Time (min)	Peak Area
Acetaldehyde	0.993	6.087
Ethanol	1.375	96.867
n-Propanol	2.468	212.350

Scottsdale Police Department Crime Lab Volatiles Analysis

Sample: 1255200	Vial: 50
Description: [REDACTED]	LIMS ID: [REDACTED]
Method: ethanol quant.M	Sequence: 30Jul19
Instrument: US14173023 CN14160045	Injection date: 7/30/2019 12:30:22 PM
Data file: C:\Chem32\1\Data\30Jul19\50.D	Analyst: Kosecki

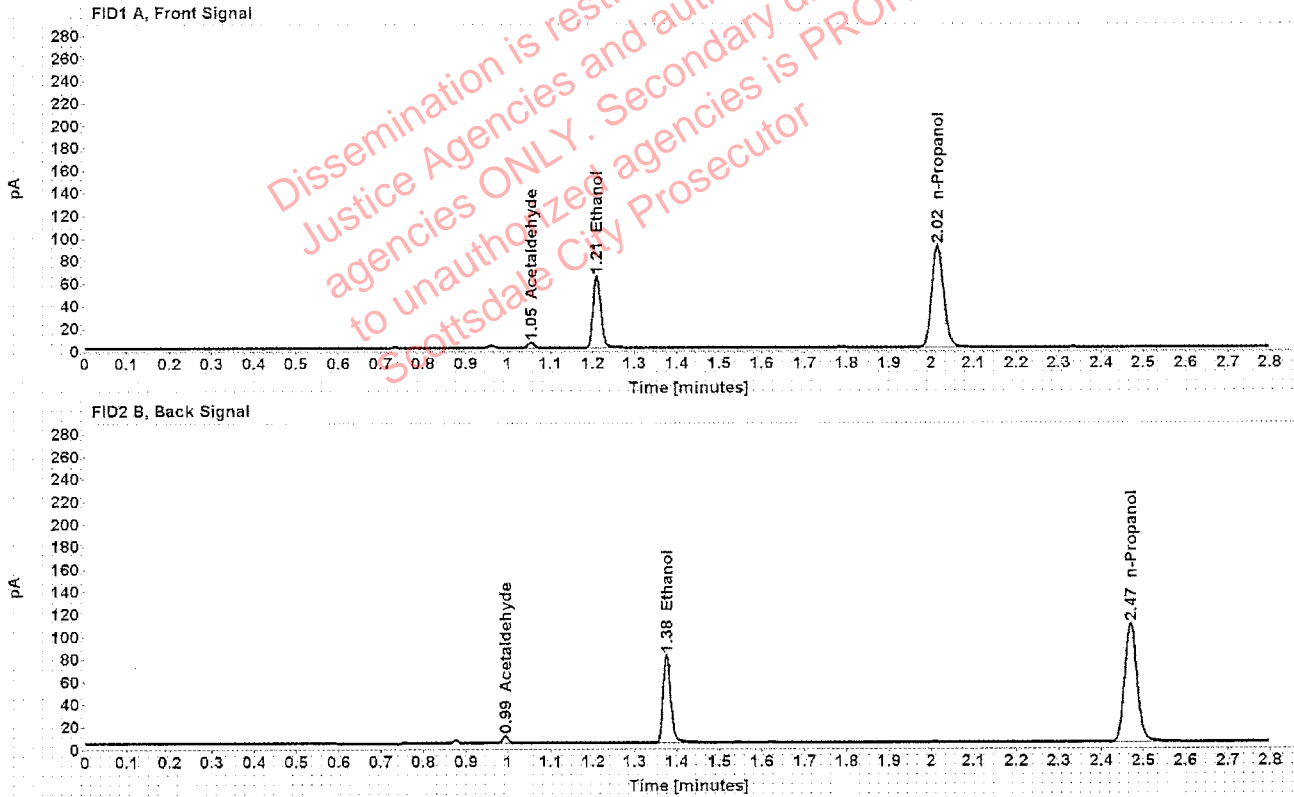


Table 1: FID 1 A (column DB-ALC1)

Compound	Amount (g/100mL)	Time (min)	Peak Area
Acetaldehyde	-----	1.055	4.768
>Ethanol	0.1271	1.210	81.628
n-Propanol	-----	2.015	179.746

Table 2: FID 2 B (column DB-ALC2)

Compound	Time (min)	Peak Area
Acetaldehyde	0.993	6.211
Ethanol	1.376	99.967
n-Propanol	2.470	217.364

Scottsdale Police Department Crime Lab Volatiles Analysis

Sample:	1280001	Vial:	51
Description:	[REDACTED]	LIMS ID:	[REDACTED]
Method:	ethanol quant.M	Sequence:	30Jul19
Instrument:	US14173023 CN14160045	Injection date:	7/30/2019 12:34:22 PM
Data file:	C:\Chem32\1\Data\30Jul19\51.D	Analyst:	Kosecki

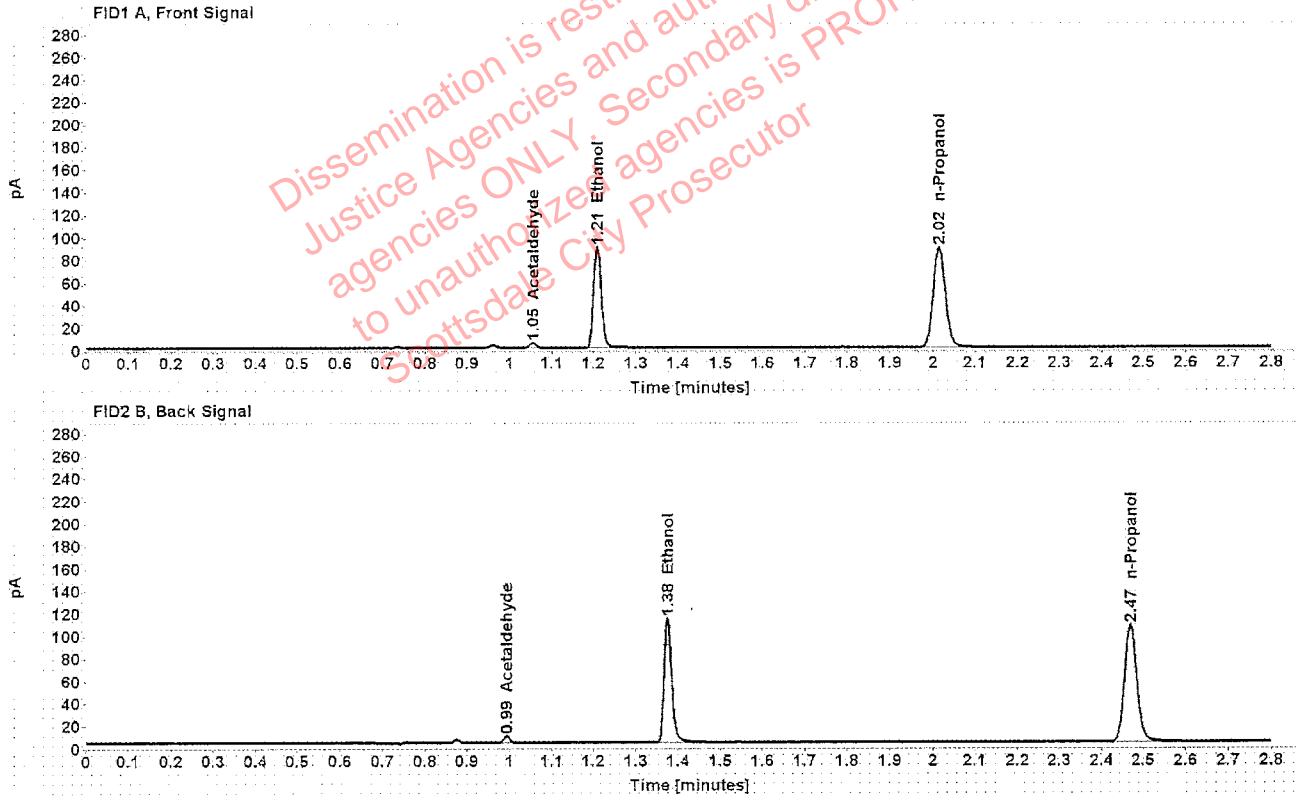


Table 1: FID 1 A (column DB-ALC1)

Compound	Amount (g/100mL)	Time (min)	Peak Area
Acetaldehyde	-----	1.055	4.356
>Ethanol	0.1808	1.209	115.146
n-Propanol	-----	2.015	177.625

Table 2: FID 2 B (column DB-ALC2)

Compound	Time (min)	Peak Area
Acetaldehyde	0.993	5.702
Ethanol	1.376	142.931
n-Propanol	2.470	214.344

Scottsdale Police Department Crime Lab Volatiles Analysis

Sample:	1280001	Vial:	52
Description:	[REDACTED]	LIMS ID:	[REDACTED]
Method:	ethanol quant.M	Sequence:	30Jul19
Instrument:	US14173023 CN14160045	Injection date:	7/30/2019 12:38:22 PM
Data file:	C:\Chem32\1\Data\30Jul19\52.D	Analyst:	Kosecki

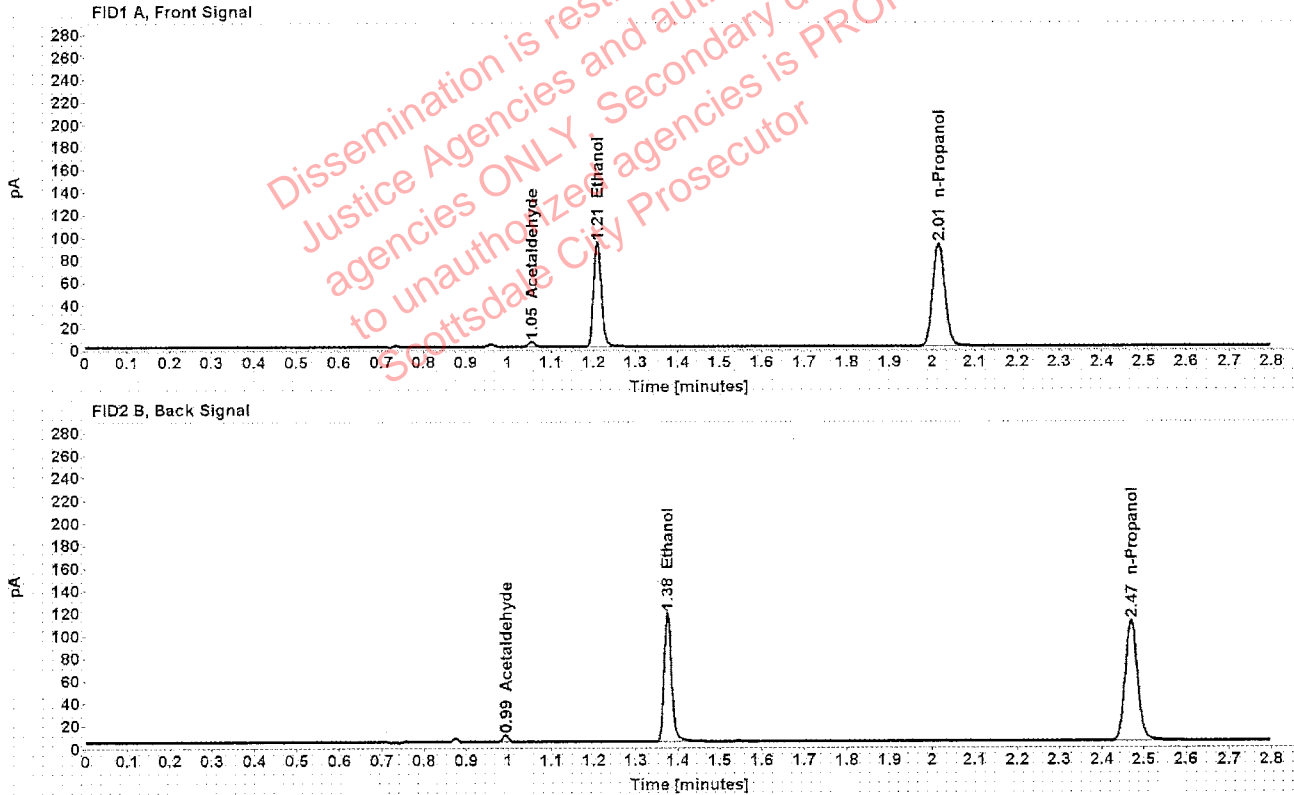


Table 1: FID 1 A (column DB-ALC1)

Compound	Amount (g/100mL)	Time (min)	Peak Area
Acetaldehyde	-----	1.055	4.431
>Ethanol	0.1815	1.209	118.813
n-Propanol	-----	2.015	182.500

Table 2: FID 2 B (column DB-ALC2)

Compound	Time (min)	Peak Area
Acetaldehyde	0.993	5.777
Ethanol	1.375	147.442
n-Propanol	2.469	220.557

Case: [REDACTED] User: pkosecki 7/30/2019

Scottsdale Police Department Crime Lab Volatiles Analysis

Sample:	34001BB	Vial:	54
Description:	[REDACTED]	LIMS ID:	[REDACTED]
Method:	ethanol quant.M	Sequence:	30Jul19
Instrument:	US14173023 CN14160045	Injection date:	7/30/2019 12:46:22 PM
Data file:	C:\Chem32\1\Data\30Jul19\54.D	Analyst:	Kosecki

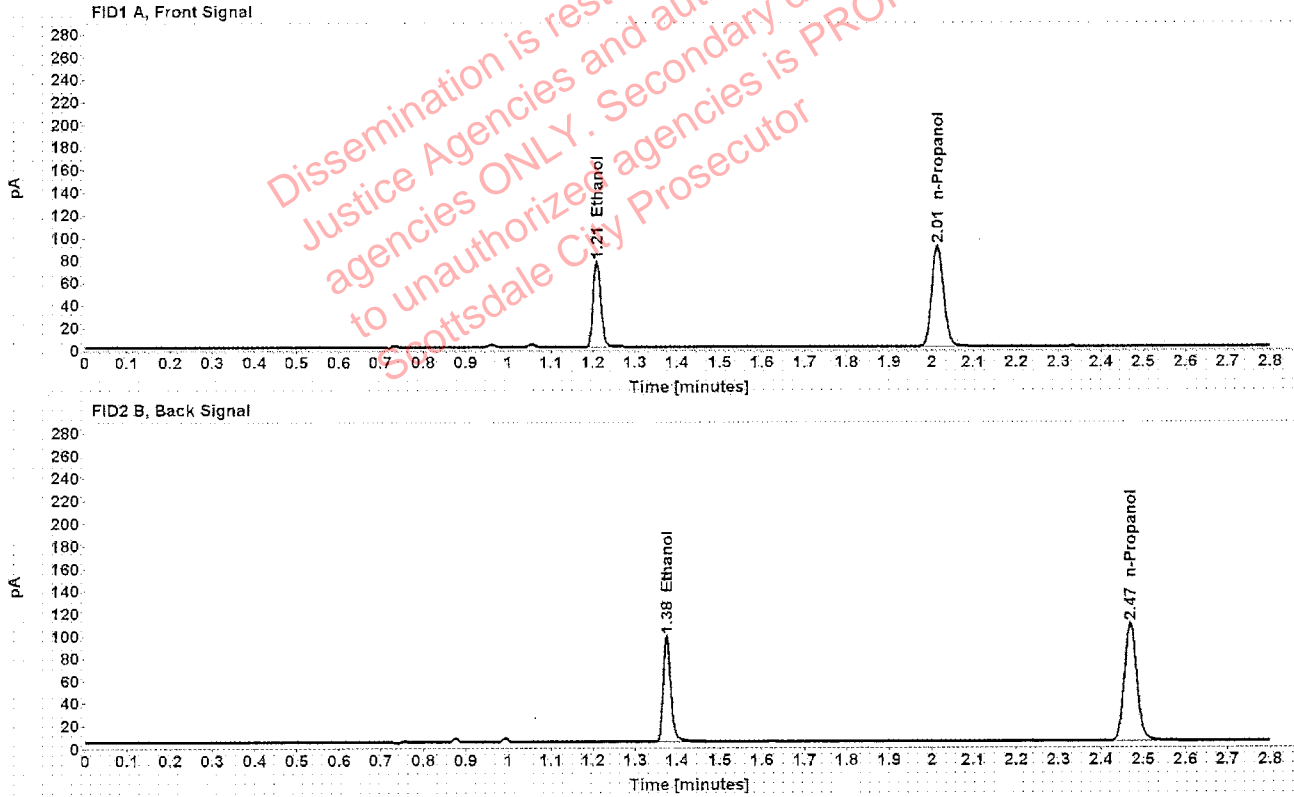


Table 1: FID 1 A (column DB-ALC1)

Compound	Amount (g/100mL)	Time (min)	Peak Area
>Ethanol	0.1523	1.209	97.671
n-Propanol	-----	2.015	179.142

Table 2: FID 2 B (column DB-ALC2)

Compound	Time (min)	Peak Area
Ethanol	1.375	121.268
n-Propanol	2.469	216.366

Scottsdale Police Department Crime Lab Volatiles Analysis

Sample:	34001BB	Vial:	55
Description:	[REDACTED]	LIMS ID:	[REDACTED]
Method:	ethanol quant.M	Sequence:	30Jul19
Instrument:	US14173023 CN14160045	Injection date:	7/30/2019 12:50:37 PM
Data file:	C:\Chem32\1\Data\30Jul19\55.D	Analyst:	Kosecki

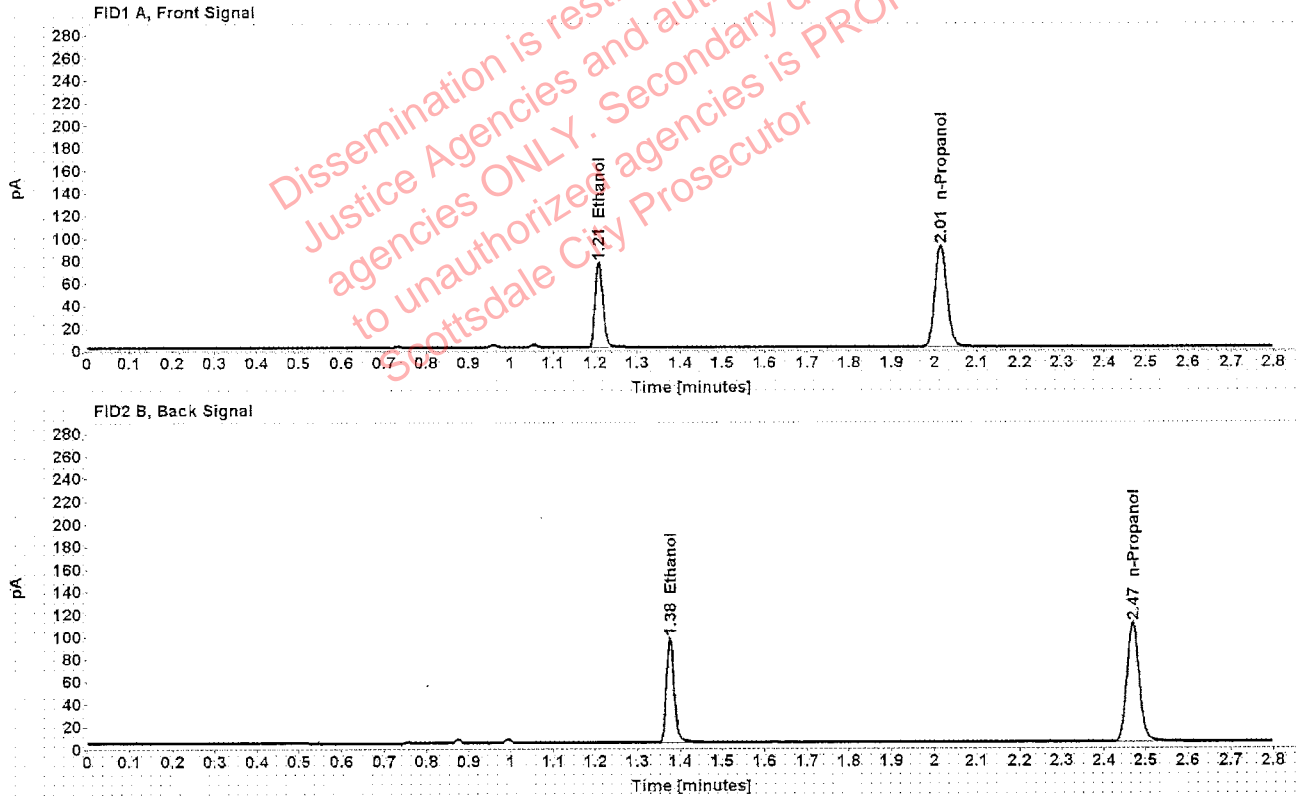


Table 1: FID 1 A (column DB-ALC1)

Compound	Amount (g/100mL)	Time (min)	Peak Area
>Ethanol	0.1509	1.209	97.423
n-Propanol	-----	2.015	180.333

Table 2: FID 2 B (column DB-ALC2)

Compound	Time (min)	Peak Area
Ethanol	1.376	121.000
n-Propanol	2.469	217.697

Scottsdale Police Department Crime Lab Volatiles Analysis

Sample: 1279148	Vial: 56
Description: [REDACTED]	LIMS ID: [REDACTED]
Method: ethanol quant.M	Sequence: 30Jul19
Instrument: US14173023 CN14160045	Injection date: 7/30/2019 12:54:37 PM
Data file: C:\Chem32\1\Data\30Jul19\56.D	Analyst: Kosecki

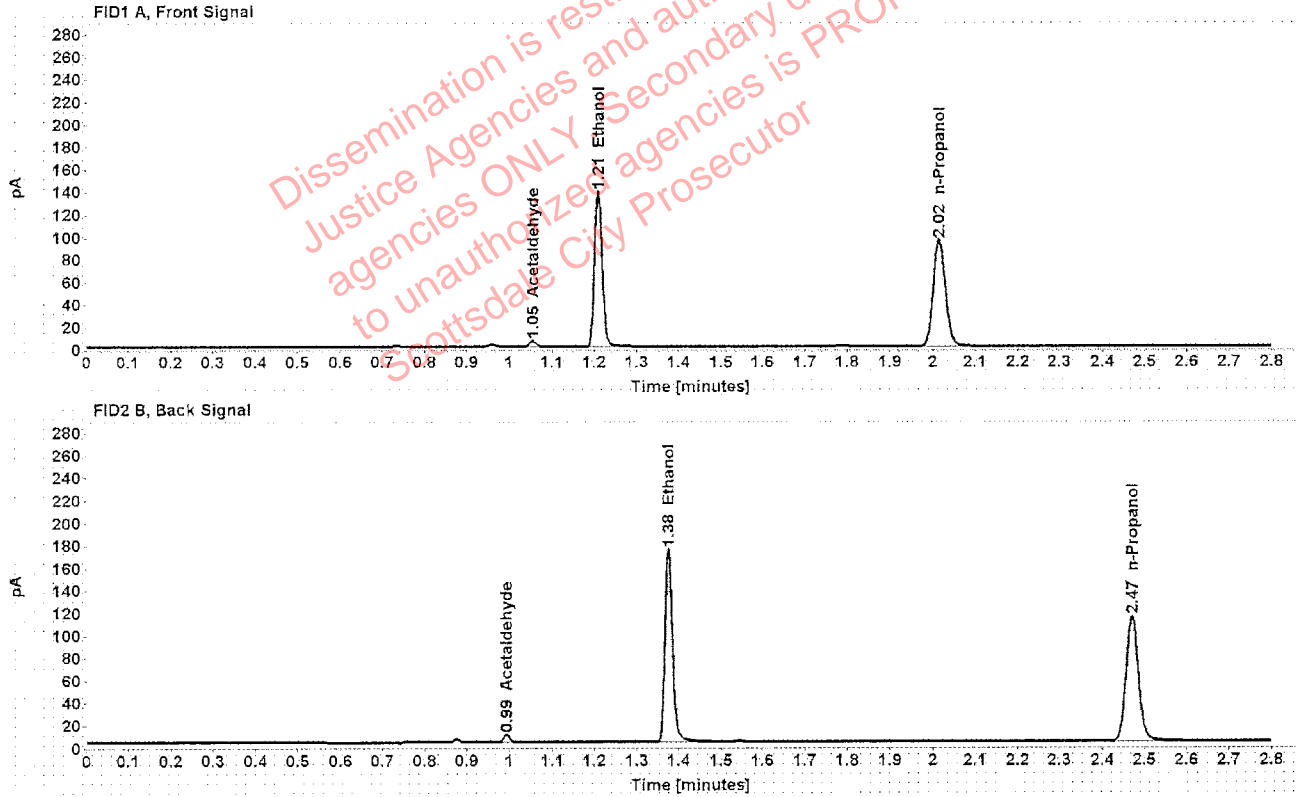


Table 1: FID 1 A (column DB-ALC1)

Compound	Amount (g/100mL)	Time (min)	Peak Area
Acetaldehyde	-----	1.055	5.127
>Ethanol	0.2596	1.209	176.938
n-Propanol	-----	2.015	189.558

Table 2: FID 2 B (column DB-ALC2)

Compound	Time (min)	Peak Area
Acetaldehyde	0.994	6.657
Ethanol	1.376	217.624
n-Propanol	2.470	229.660

Case: [REDACTED] User: pkosecki 7/30/2019

Scottsdale Police Department Crime Lab Volatiles Analysis

Sample:	1279148	Vial:	57
Description:	[REDACTED]	LIMS ID:	[REDACTED]
Method:	ethanol quant.M	Sequence:	30Jul19
Instrument:	US14173023 CN14160045	Injection date:	7/30/2019 12:58:37 PM
Data file:	C:\Chem32\1\Data\30Jul19\57.D	Analyst:	Kosecki

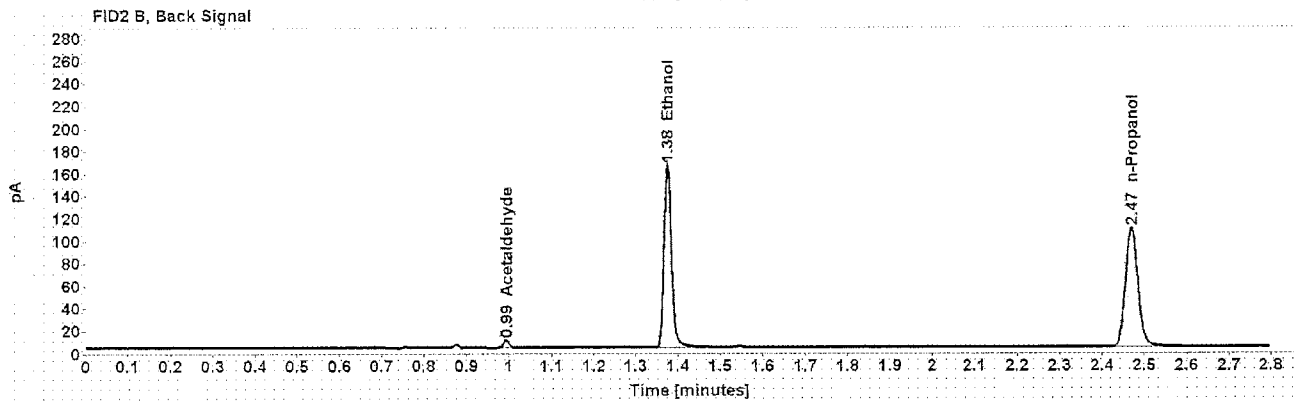
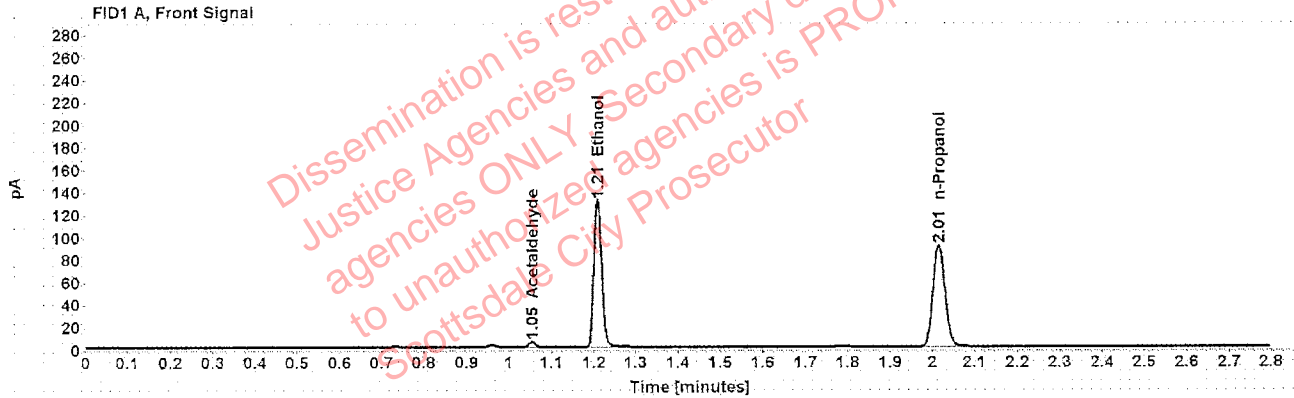


Table 1: FID 1 A (column DB-ALC1)

Compound	Amount (g/100mL)	Time (min)	Peak Area
Acetaldehyde	-----	1.055	4.838
>Ethanol	0.2577	1.209	167.384
n-Propanol	-----	2.015	180.638

Table 2: FID 2 B (column DB-ALC2)

Compound	Time (min)	Peak Area
Acetaldehyde	0.993	6.288
Ethanol	1.375	206.069
n-Propanol	2.469	218.698

Scottsdale Police Department Crime Lab Volatiles Analysis

Sample:	1261818	Vial:	58
Description:	[REDACTED]	LIMS ID:	[REDACTED]
Method:	ethanol quant.M	Sequence:	30Jul19
Instrument:	US14173023 CN14160045	Injection date:	7/30/2019 1:02:37 PM
Data file:	C:\Chem32\1\Data\30Jul19\58.D	Analyst:	Kosecki

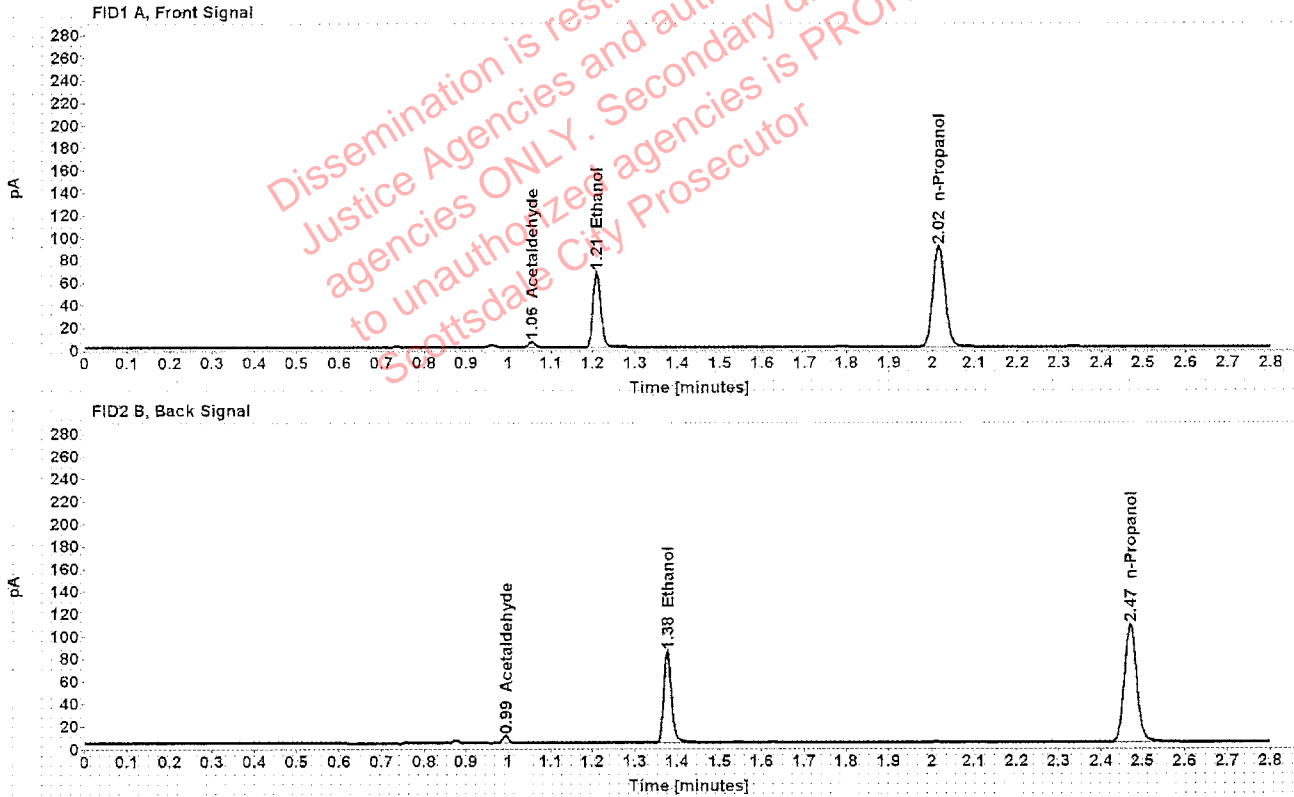


Table 1: FID 1 A (column DB-ALC1)

Compound	Amount (g/100mL)	Time (min)	Peak Area
Acetaldehyde	-----	1.055	4.678
>Ethanol	0.1331	1.210	84.979
n-Propanol	-----	2.015	178.565

Table 2: FID 2 B (column DB-ALC2)

Compound	Time (min)	Peak Area
Acetaldehyde	0.994	6.088
Ethanol	1.376	103.804
n-Propanol	2.470	216.135

Scottsdale Police Department Crime Lab Volatiles Analysis

Sample:	1261818	Vial:	59
Description:	[REDACTED]	LIMS ID:	[REDACTED]
Method:	ethanol quant.M	Sequence:	30Jul19
Instrument:	US14173023 CN14160045	Injection date:	7/30/2019 1:06:37 PM
Data file:	C:\Chem32\1\Data\30Jul19\59.D	Analyst:	Kosecki

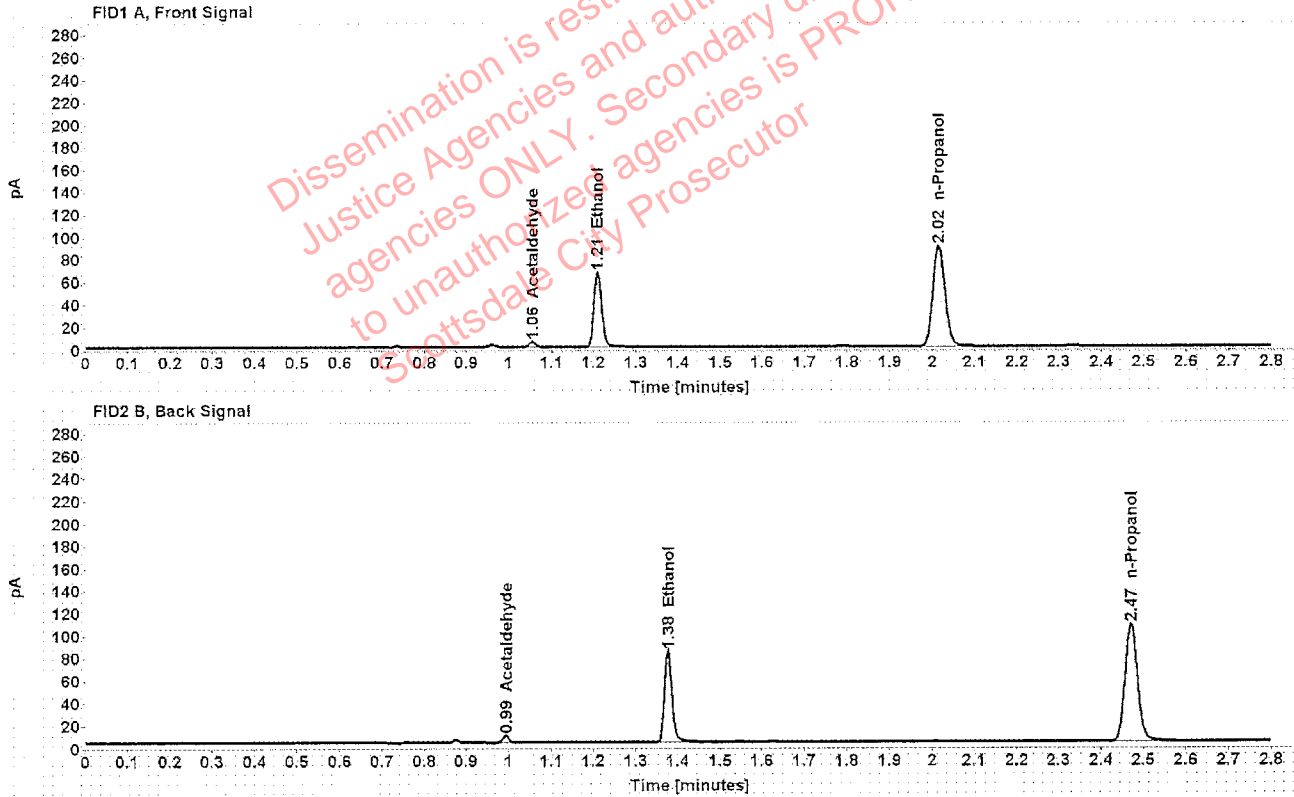


Table 1: FID 1 A (column DB-ALC1)

Compound	Amount (g/100mL)	Time (min)	Peak Area
Acetaldehyde	-----	1.055	4.562
>Ethanol	0.1335	1.210	84.910
n-Propanol	-----	2.015	177.868

Table 2: FID 2 B (column DB-ALC2)

Compound	Time (min)	Peak Area
Acetaldehyde	0.994	5.918
Ethanol	1.377	103.789
n-Propanol	2.470	214.917

Scottsdale Police Department Crime Lab Volatiles Analysis

Sample:	1282081	Vial:	60
Description:	[REDACTED]	LIMS ID:	[REDACTED]
Method:	ethanol quant.M	Sequence:	30Jul19
Instrument:	US14173023 CN14160045	Injection date:	7/30/2019 1:10:37 PM
Data file:	C:\Chem32\1\Data\30Jul19\60.D	Analyst:	Kosecki

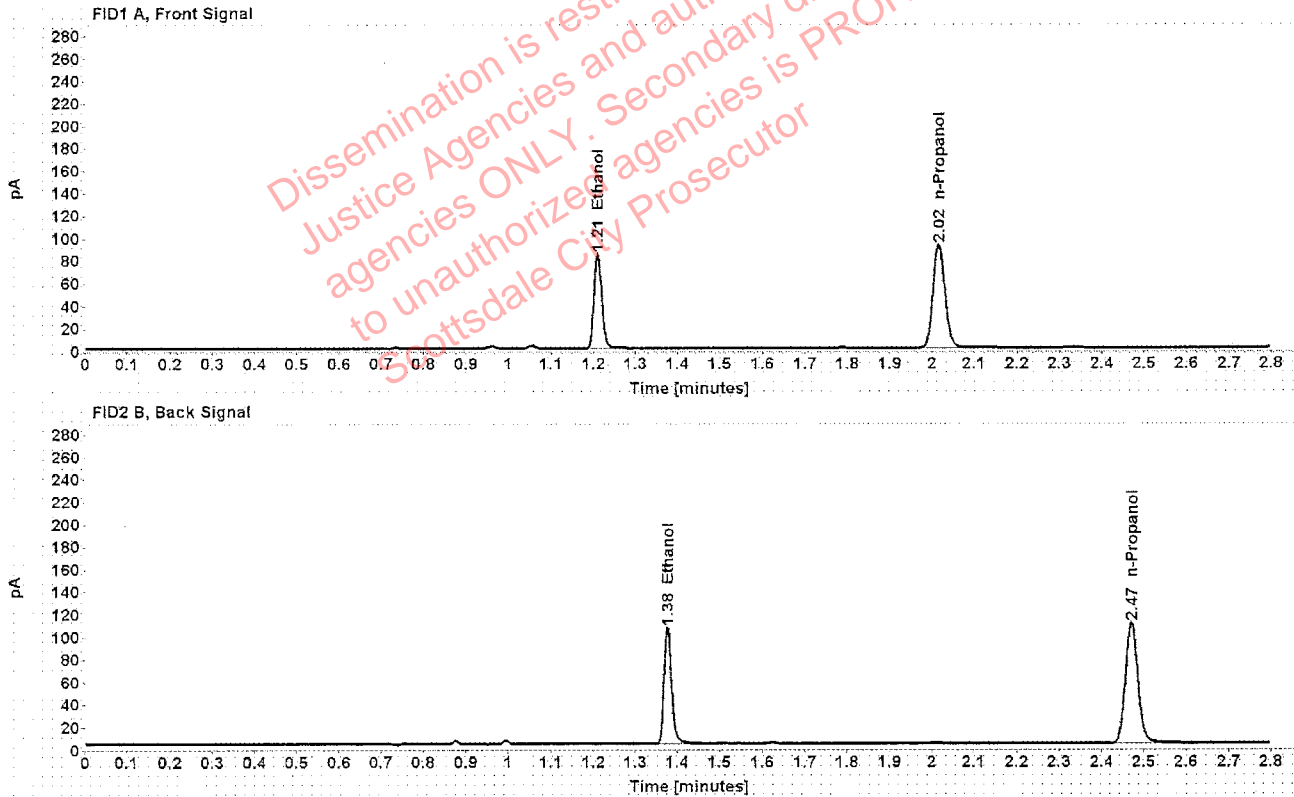


Table 1: FID 1 A (column DB-ALC1)

Compound	Amount (g/100mL)	Time (min)	Peak Area
>Ethanol	0.1634	1.210	107.566
n-Propanol	-----	2.016	183.755

Table 2: FID 2 B (column DB-ALC2)

Compound	Time (min)	Peak Area
Ethanol	1.377	133.306
n-Propanol	2.471	221.105

Scottsdale Police Department Crime Lab Volatiles Analysis

Sample: 1282081	Vial: 61
Description: [REDACTED]	LIMS ID: [REDACTED]
Method: ethanol quant.M	Sequence: 30Jul19
Instrument: US14173023 CN14160045	Injection date: 7/30/2019 1:14:52 PM
Data file: C:\Chem32\1\Data\30Jul19\61.D	Analyst: Kosecki

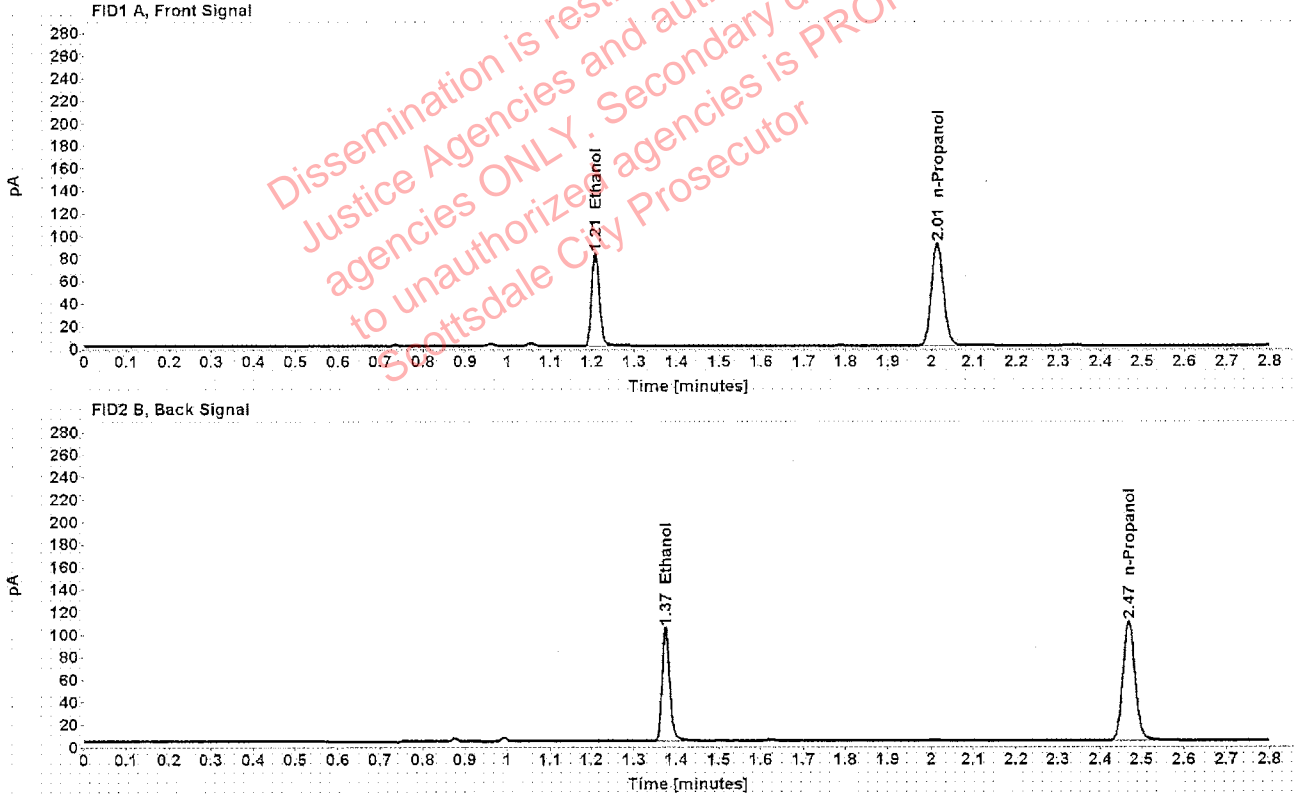


Table 1: FID 1 A (column DB-ALC1)

Compound	Amount (g/100mL)	Time (min)	Peak Area
>Ethanol	0.1612	1.209	105.227
n-Propanol	-----	2.014	182.167

Table 2: FID 2 B (column DB-ALC2)

Compound	Time (min)	Peak Area
Ethanol	1.374	130.582
n-Propanol	2.468	219.048

Scottsdale Police Department Crime Lab Volatiles Analysis

Sample:	1281213	Vial:	62
Description:	[REDACTED]	LIMS ID:	[REDACTED]
Method:	ethanol quant.M	Sequence:	30Jul19
Instrument:	US14173023 CN14160045	Injection date:	7/30/2019 1:18:52 PM
Data file:	C:\Chem32\1\Data\30Jul19\62.D	Analyst:	Kosecki

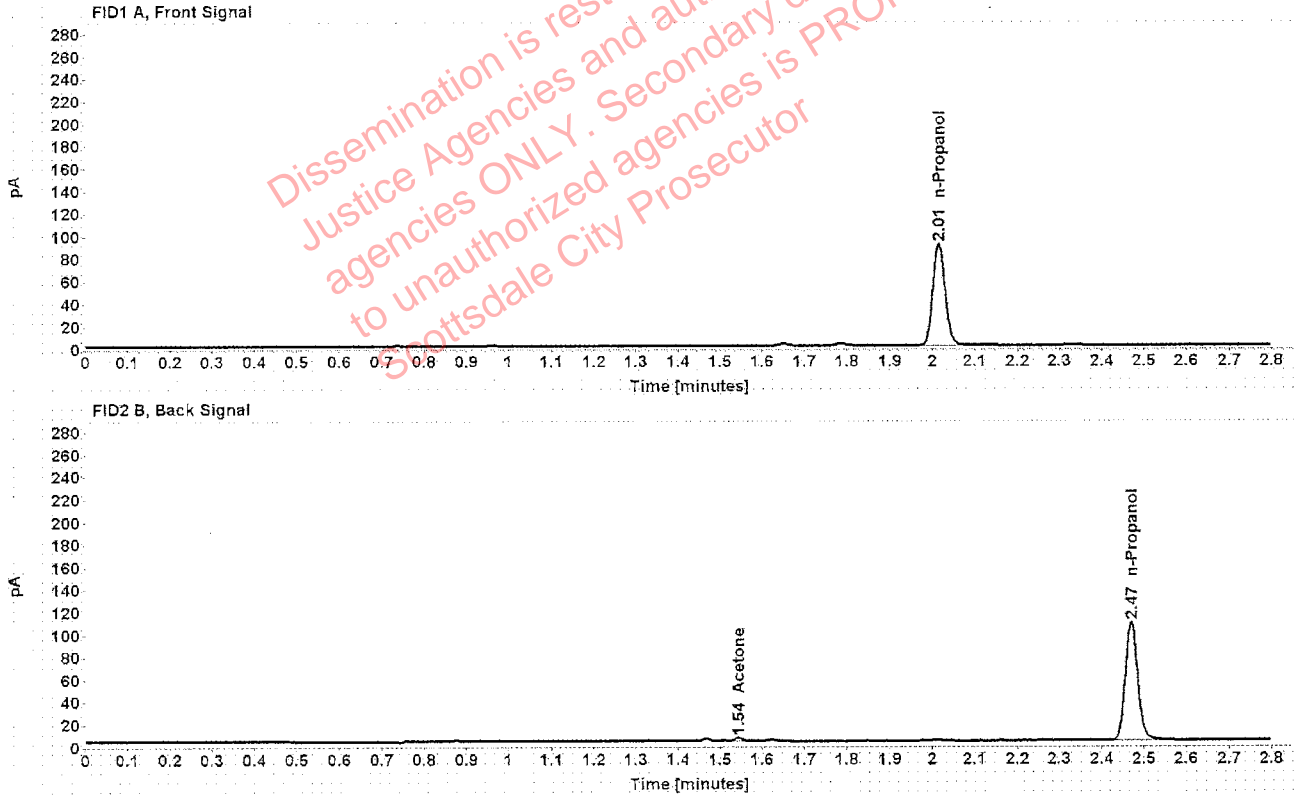


Table 1: FID 1 A (column DB-ALC1)

Compound	Amount (g/100mL)	Time (min)	Peak Area
n-Propanol	-----	2.015	181.369

Table 2: FID 2 B (column DB-ALC2)

Compound	Time (min)	Peak Area
Acetone	1.544	4.119
n-Propanol	2.469	217.494

Case: [REDACTED] User: pkosecki 7/30/2019

Scottsdale Police Department Crime Lab Volatiles Analysis

Sample:	1281213	Vial:	63
Description:	[REDACTED]	LIMS ID:	[REDACTED]
Method:	ethanol quant.M	Sequence:	30Jul19
Instrument:	US14173023 CN14160045	Injection date:	7/30/2019 1:22:52 PM
Data file:	C:\Chem32\1\Data\30Jul19\63.D	Analyst:	Kosecki

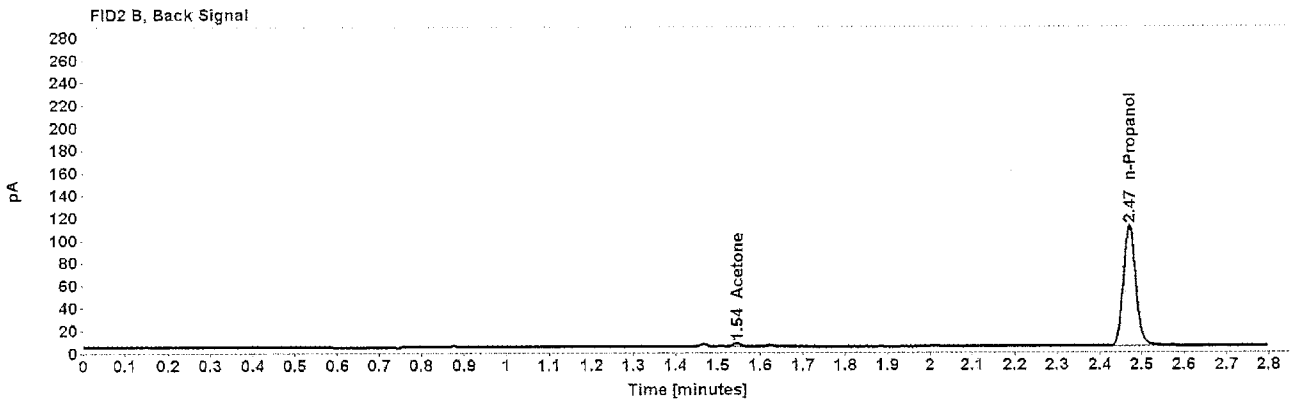
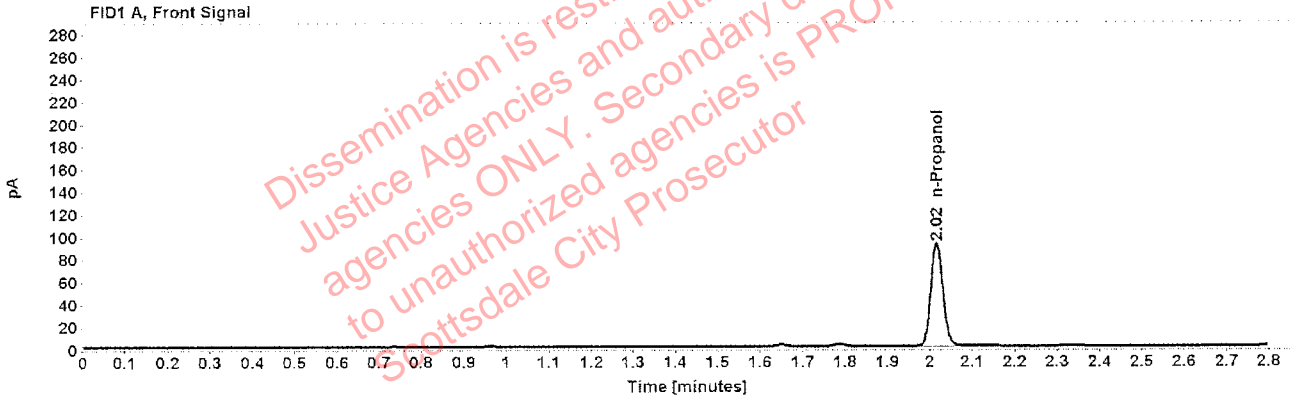


Table 1: FID 1 A (column DB-ALC1)

Compound	Amount (g/100mL)	Time (min)	Peak Area
n-Propanol	-----	2.015	183.394

Table 2: FID 2 B (column DB-ALC2)

Compound	Time (min)	Peak Area
Acetone	1.544	4.109
n-Propanol	2.470	220.352