

# SCOTTSDALE POLICE DEPARTMENT CRIME LABORATORY BLOOD ALCOHOL FACE SHEET

ANALYSIS DATE 10/11/19 SEQUENCE NAME 11Oct19

**EQUIPMENT**

Pipettor  Hamilton ML600EH7497  Hamilton ML600GJ10749  
 Gas Chromatograph  Agilent US14173023

**INSTRUMENT CALIBRATION**

Vial 1 0.02 calibrator Lot FN03241604 Coefficient of determination (r<sup>2</sup>)  
 Vial 2 0.10 calibrator Lot FN02271802 0.99999  
 Vial 3 0.20 calibrator Lot FN06231704  
 Vial 4 0.40 calibrator Lot FN05131606

**CALIBRATION VERIFICATION AND RESOLUTION TEST**

Vial	Sample	Expected result	Measured result	Manufacturer/lot
5	blank	Not detected	Not detected	SPD lab 080519
6	Volatiles mixture	6 compounds	6 compounds	SPD lab 070819
7	Aqueous control	0.400 g/dL	0.402 g/dL	Lipomed 08012015-C
8	Aqueous control	0.040 g/dL	0.040 g/dL	Lipomed 09022015-A
9	Blood control	0.198 g/dL	0.199 g/dL	ACQ 407041529/13
20	Aqueous control	0.080 g/dL	0.081 g/dL	Lipomed 03102016-A/1
31	Aqueous control	0.150 g/dL	0.152 g/dL	Lipomed 09022015-C
42	Blood control	0.198 g/dL	0.202 g/dL	ACQ 407041529/13
53	Aqueous control	0.080 g/dL	0.082 g/dL	Lipomed 03102016-A/1
64	Aqueous control	0.400 g/dL	0.411 g/dL	Lipomed 08012015-C
65	Aqueous control	0.040 g/dL	0.040 g/dL	Lipomed 09022015-A
66	Blood control	0.198 g/dL	0.203 g/dL	ACQ 407041529/13
67	blank	Not detected	Not detected	SPD Lab 040919WB

**SUBJECT SAMPLES**

Subjects in the sequence 25 Subjects requiring reanalysis 2

**ADDITIONAL NOTES:** The measurements for duplicate samples in vials 27-28 and 40-41 did not agree with their respective mean result within 2 percent.

Run valid  Run invalid  KOSECIK Analyst  
 Run valid  Run invalid  [Signature] B1466 Technical Reviewer

# Scottsdale Police Department Crime Laboratory Sequence Quality Assurance Summary

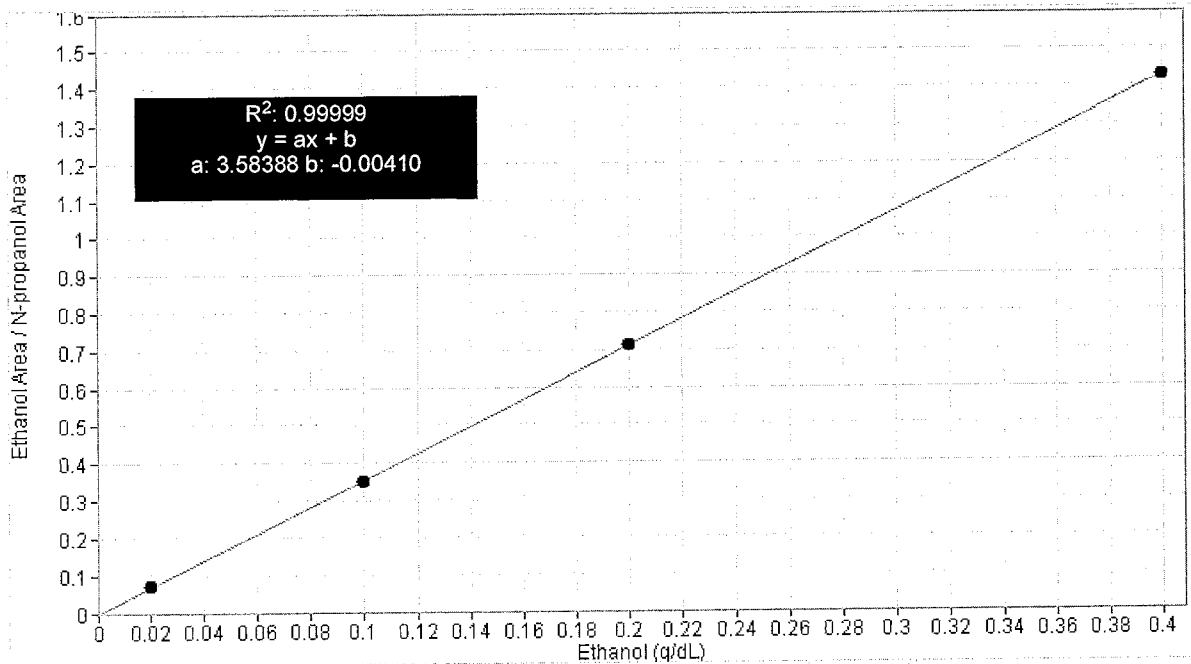
SEQUENCE NAME: 11Oct19

ANALYST: Kosecki AS

Sample Name	Vial	Measured Value (g/dL)	Expected Value (g/dL)	Percent Difference	Absolute Difference (g/dL)
blank 080519	5	negative	negative	-	-
0.400 08012015-C	7	0.402	0.400	0.50	0.002
0.040 09022015-A	8	0.040	0.040	0.00	0.000
0.198 407041529/13	9	0.199	0.198	0.51	0.001
0.080 03102016-A/1	20	0.081	0.080	1.25	0.001
0.150 09022015-C	31	0.152	0.150	1.33	0.002
0.198 407041529/13	42	0.202	0.198	2.02	0.004
0.080 03102016-A/1	53	0.082	0.080	2.50	0.002
0.40 08012015-C	64	0.411	0.400	2.75	0.011
0.04 09022015-A	65	0.040	0.040	0.00	0.000
0.198 407041529/13	66	0.203	0.198	2.53	0.005
blank 040919WB	67	negative	negative	-	-

Calibrator	Ethanol Area	N-propanol Area	Ratio
0.020	12.180	175.526	0.069
0.100	61.279	173.766	0.353
0.200	121.668	170.962	0.712
0.400	242.724	169.706	1.430

### Calibration Line



# Scottsdale Police Department Crime Lab Volatiles Analysis

Sample: FN03241604	Vial: 1
Description: 0.020 calibrator	Sequence: 11Oct19
Method: ethanol quant.M	Injection date: 10/11/2019 11:24:05 AM
Instrument: US14173023 CN14160045	Analyst: Kosecki <i>K</i>
Data file: C:\Chem32\1\Data\11Oct19\1.D	

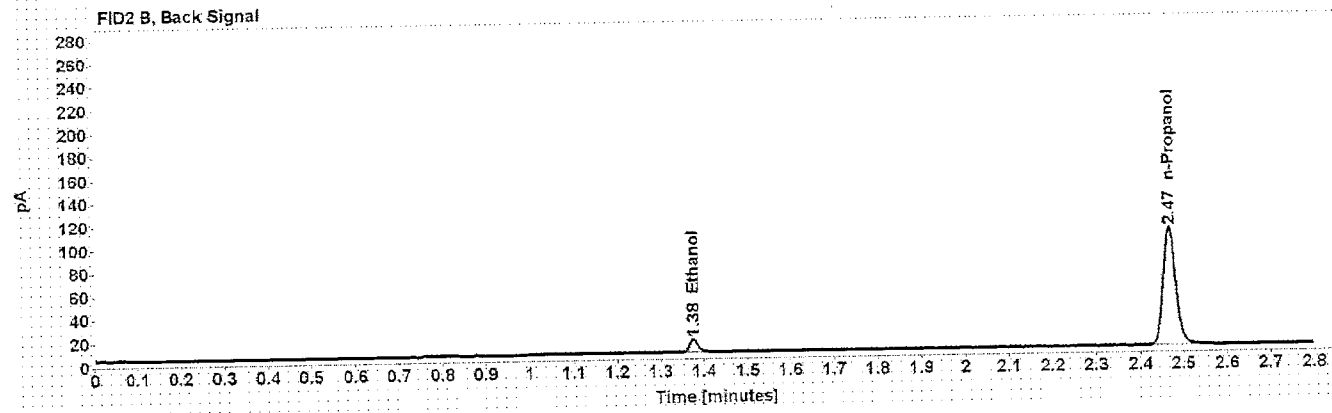
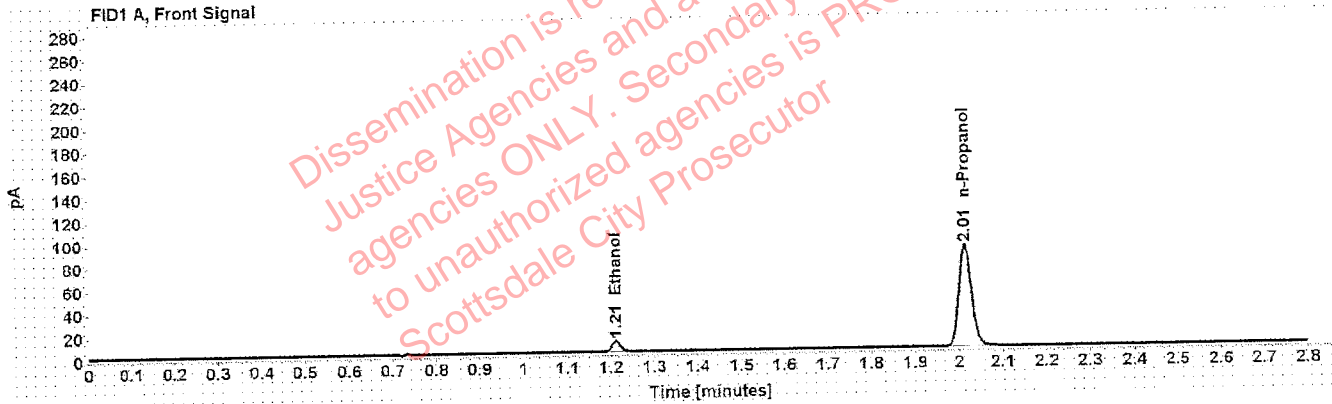


Table 1: FID 1 A (column DB-ALC1)

Compound	Time (min)	Peak Area
Ethanol	1.211	12.180
n-Propanol	2.014	175.526

Table 2: FID 2 B (column DB-ALC2)

Compound	Time (min)	Peak Area
Ethanol	1.376	14.673
n-Propanol	2.467	207.862

# Scottsdale Police Department Crime Lab Volatiles Analysis

<b>Sample:</b> FN02271802	<b>Vial:</b> 2
<b>Description:</b> 0.100 calibrator	<b>Sequence:</b> 11Oct19
<b>Method:</b> ethanol quant.M	<b>Injection date:</b> 10/11/2019 11:28:05 AM
<b>Instrument:</b> US14173023 CN14160045	<b>Analyst:</b> Kosecki <span style="float: right;">AK</span>
<b>Data file:</b> C:\Chem32\1\Data\11Oct19\2.D	

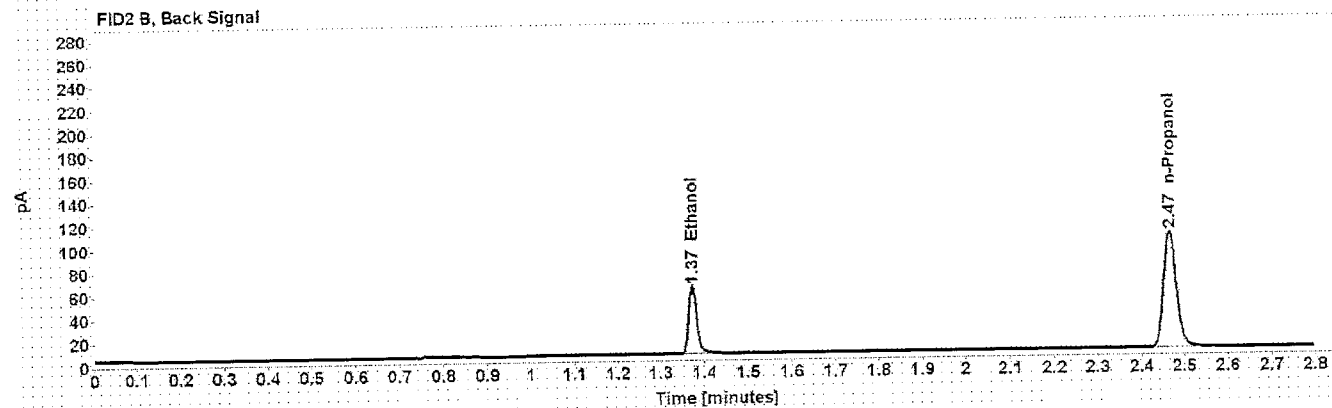
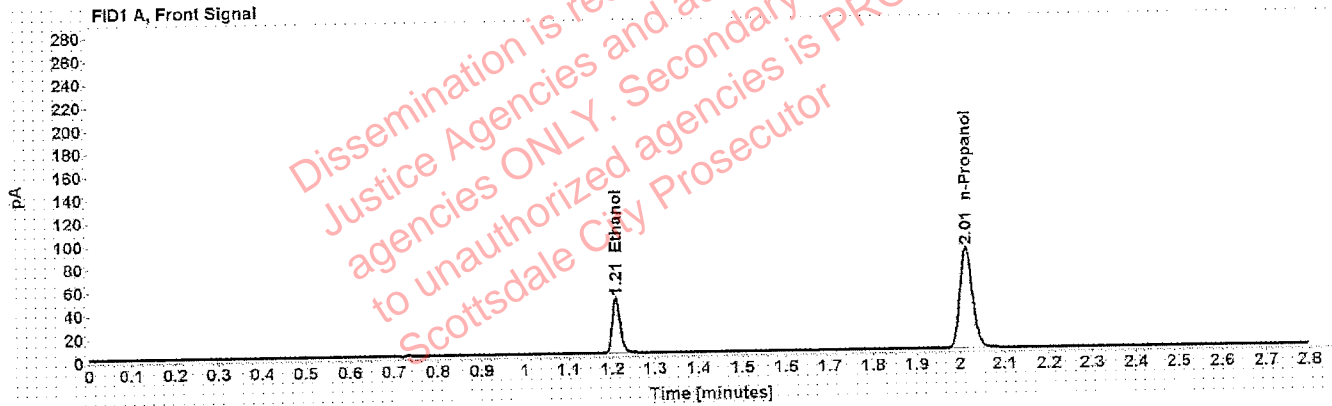


Table 1: FID 1 A (column DB-ALC1)

Compound	Time (min)	Peak Area
Ethanol	1.209	61.279
n-Propanol	2.014	173.766

Table 2: FID 2 B (column DB-ALC2)

Compound	Time (min)	Peak Area
Ethanol	1.373	74.924
n-Propanol	2.467	207.166

# Scottsdale Police Department Crime Lab Volatiles Analysis

Sample: FN06231704	Vial: 3
Description: 0.200 calibrator	Sequence: 11Oct19
Method: ethanol quant.M	Injection date: 10/11/2019 11:32:05 AM
Instrument: US14173023 CN14160045	Analyst: Kosecki <i>K</i>
Data file: C:\Chem32\1\Data\11Oct19\3.D	

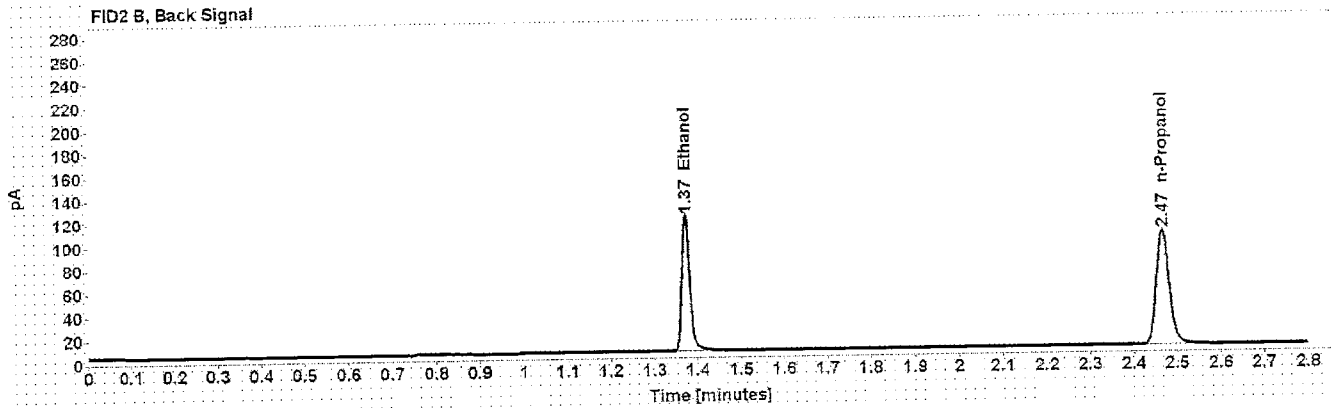
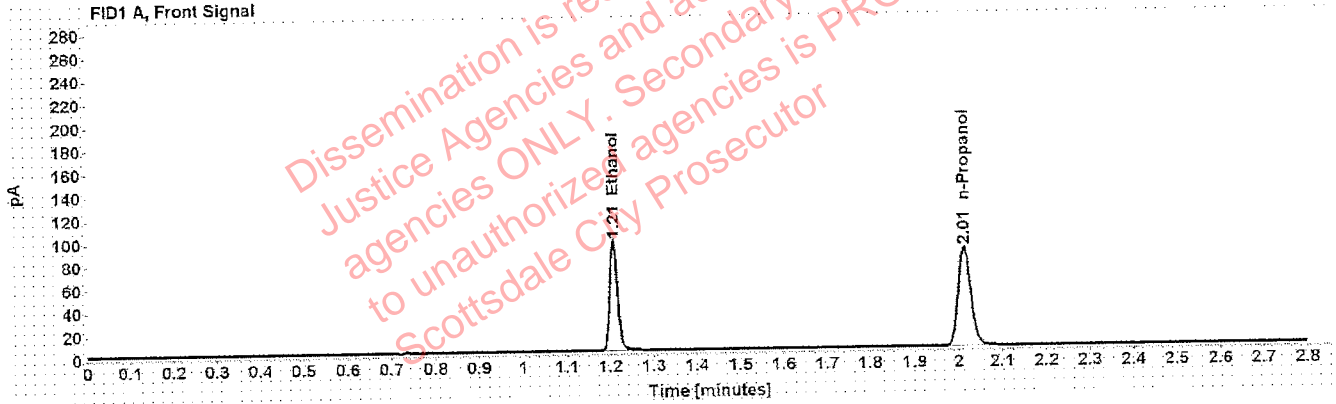


Table 1: FID 1 A (column DB-ALC1)

Compound	Time (min)	Peak Area
Ethanol	1.208	121.668
n-Propanol	2.014	170.962

Table 2: FID 2 B (column DB-ALC2)

Compound	Time (min)	Peak Area
Ethanol	1.373	149.531
n-Propanol	2.467	204.178

# Scottsdale Police Department Crime Lab Volatiles Analysis

<b>Sample:</b> FN05131606	<b>Vial:</b> 4
<b>Description:</b> 0.400 calibrator	<b>Sequence:</b> 11Oct19
<b>Method:</b> ethanol quant.M	<b>Injection date:</b> 10/11/2019 11:36:05 AM
<b>Instrument:</b> US14173023 CN14160045	<b>Analyst:</b> Kosecki
<b>Data file:</b> C:\Chem32\1\Data\11Oct19\4.D	

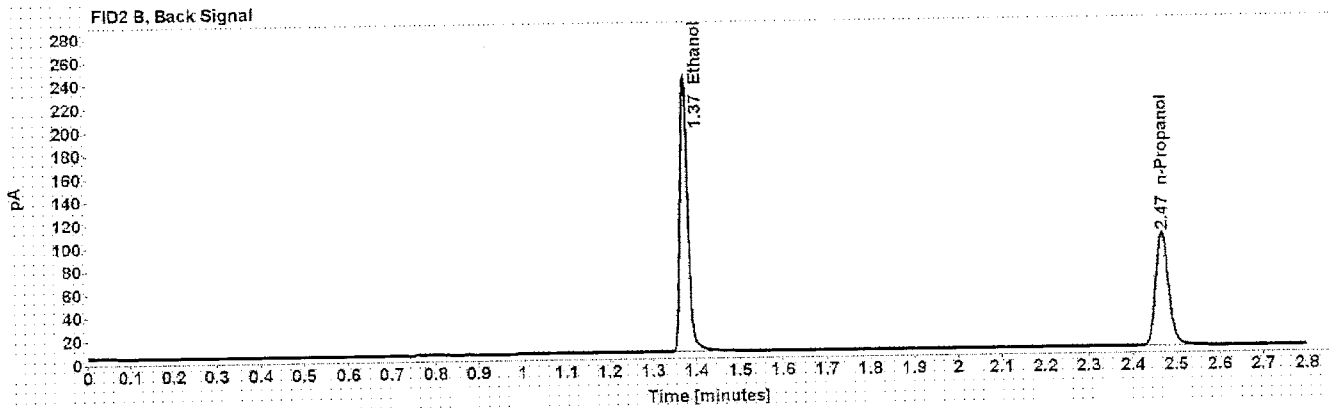
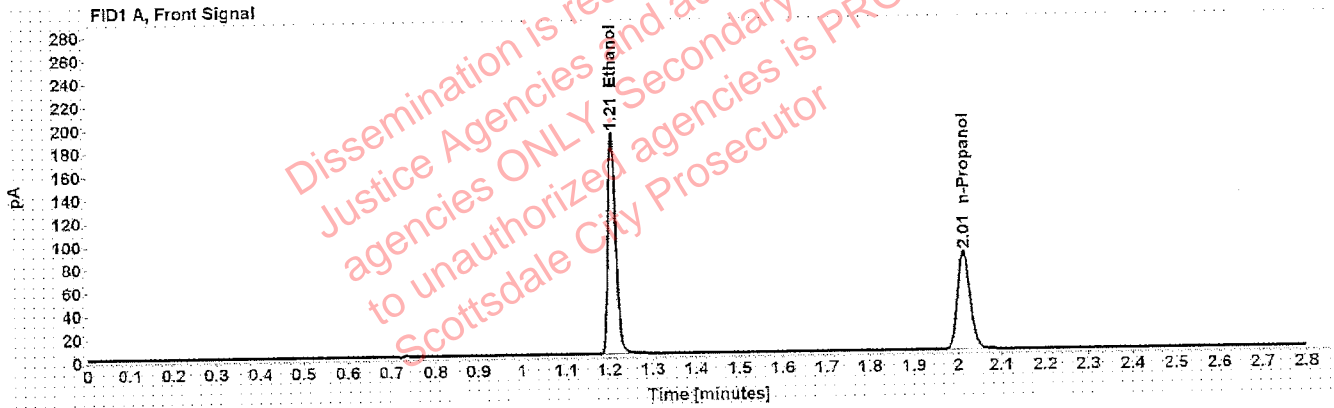


Table 1: FID 1 A (column DB-ALC1)

Compound	Time (min)	Peak Area
Ethanol	1.208	242.724
n-Propanol	2.014	169.706

Table 2: FID 2 B (column DB-ALC2)

Compound	Time (min)	Peak Area
Ethanol	1.373	299.303
n-Propanol	2.467	203.104

# Scottsdale Police Department Crime Lab Volatiles Analysis

Sample: 080519	Vial: 5
Description: Negative	LIMS ID:
Method: ethanol quant.M	Sequence: 11Oct19
Instrument: US14173023 CN14160045	Injection date: 10/11/2019 11:40:05 AM
Data file: C:\Chem32\1\Data\11Oct19\5.D	Analyst: Kosecki <span style="float: right;">K</span>

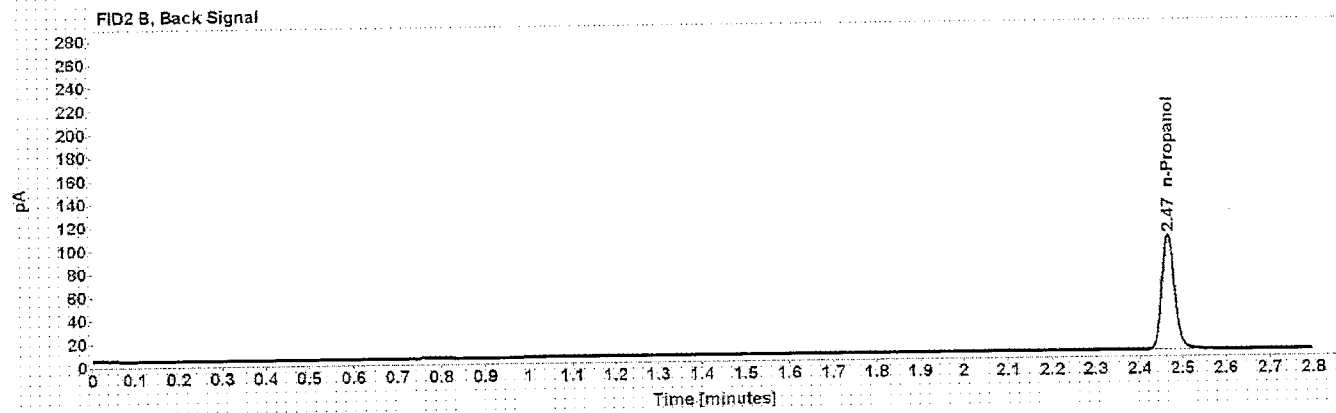
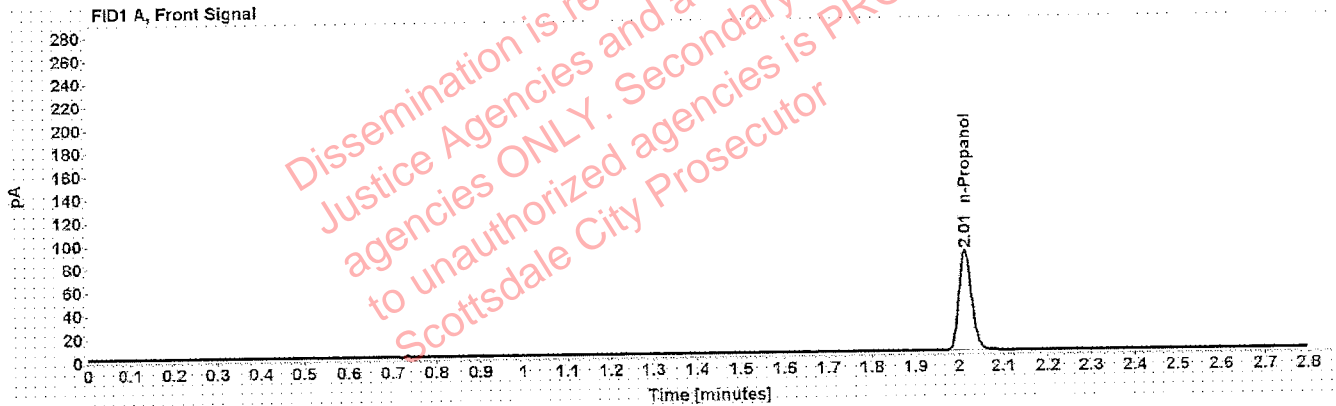


Table 1: FID 1 A (column DB-ALC1)

Compound	Amount (g/100mL)	Time (min)	Peak Area
n-Propanol	-----	2.014	172.233

Table 2: FID 2 B (column DB-ALC2)

Compound	Time (min)	Peak Area
n-Propanol	2.467	205.432

# Scottsdale Police Department Crime Lab Volatiles Analysis

Sample:	070819	Vial:	6
Description:	Volatiles mix	LIMS ID:	
Method:	ethanol quant.M	Sequence:	11Oct19
Instrument:	US14173023 CN14160045	Injection date:	10/11/2019 11:44:05 AM
Data file:	C:\Chem32\1\Data\11Oct19\6.D	Analyst:	Kosecki <i>K</i>

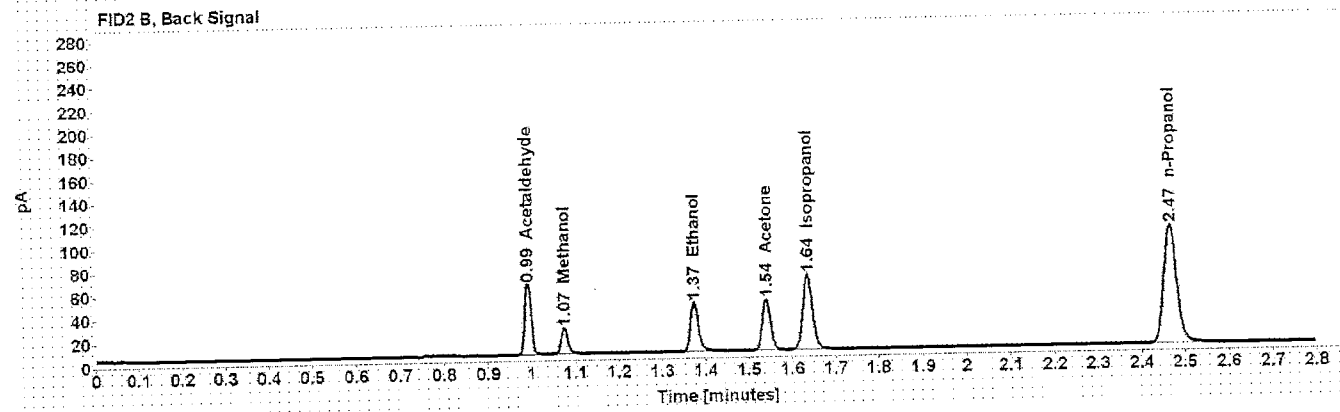
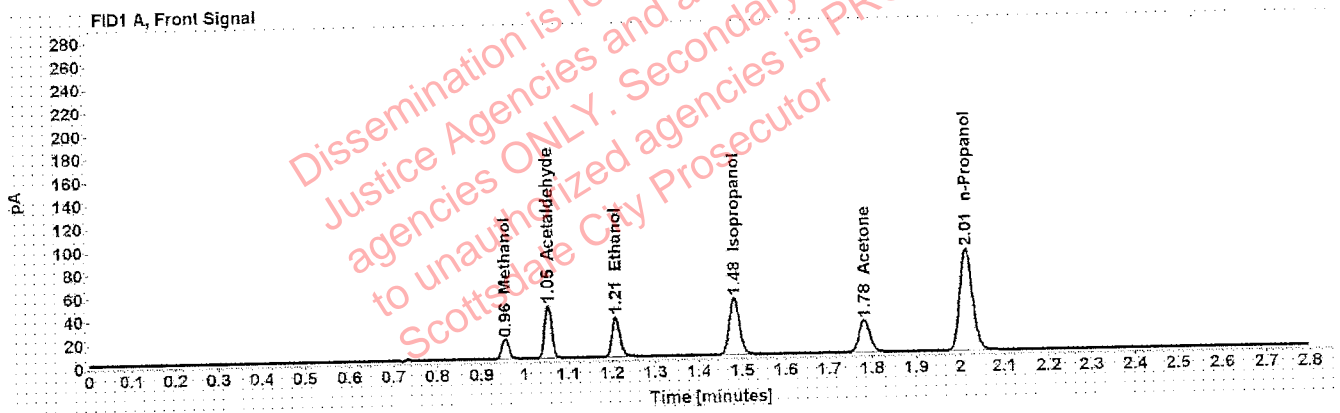


Table 1: FID 1 A (column DB-ALC1)

Compound	Amount (g/100mL)	Time (min)	Peak Area
Methanol	-----	0.956	19.418
Acetaldehyde	-----	1.053	50.454
>Ethanol	0.0717	1.209	44.497
Isopropanol	-----	1.482	78.984
Acetone	-----	1.782	48.530
n-Propanol	-----	2.014	176.030

Table 2: FID 2 B (column DB-ALC2)

Compound	Time (min)	Peak Area
Acetaldehyde	0.991	64.127
Methanol	1.075	24.766
Ethanol	1.373	54.149
Acetone	1.540	58.524
Isopropanol	1.635	99.079
n-Propanol	2.467	211.044



# Scottsdale Police Department Crime Lab Volatiles Analysis

<b>Sample:</b> 08012015-C	<b>Vial:</b> 7
<b>Description:</b> 0.400	<b>LIMS ID:</b>
<b>Method:</b> ethanol quant.M	<b>Sequence:</b> 11Oct19
<b>Instrument:</b> US14173023 CN14160045	<b>Injection date:</b> 10/11/2019 11:48:20 AM
<b>Data file:</b> C:\Chem32\1\Data\11Oct19\7.D	<b>Analyst:</b> Kosecki <i>K</i>

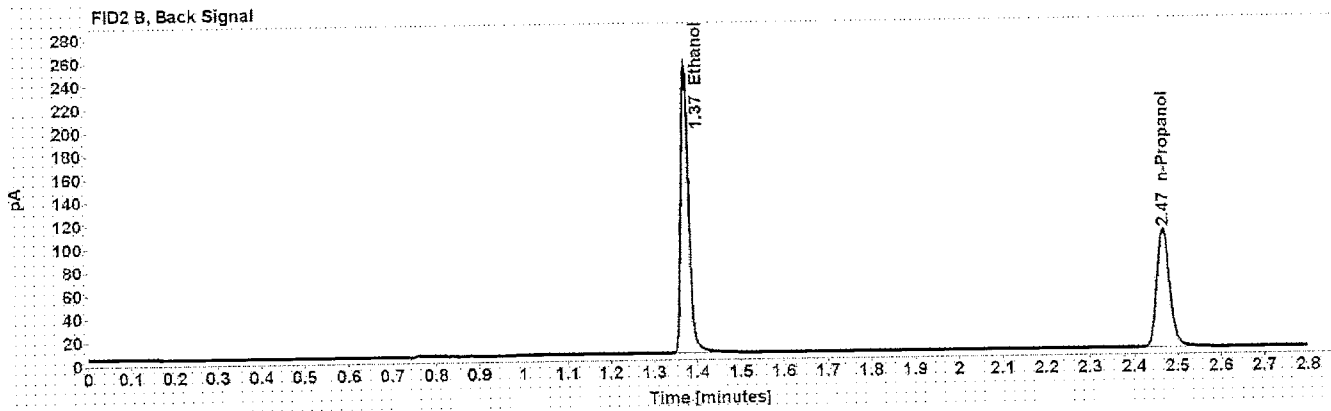
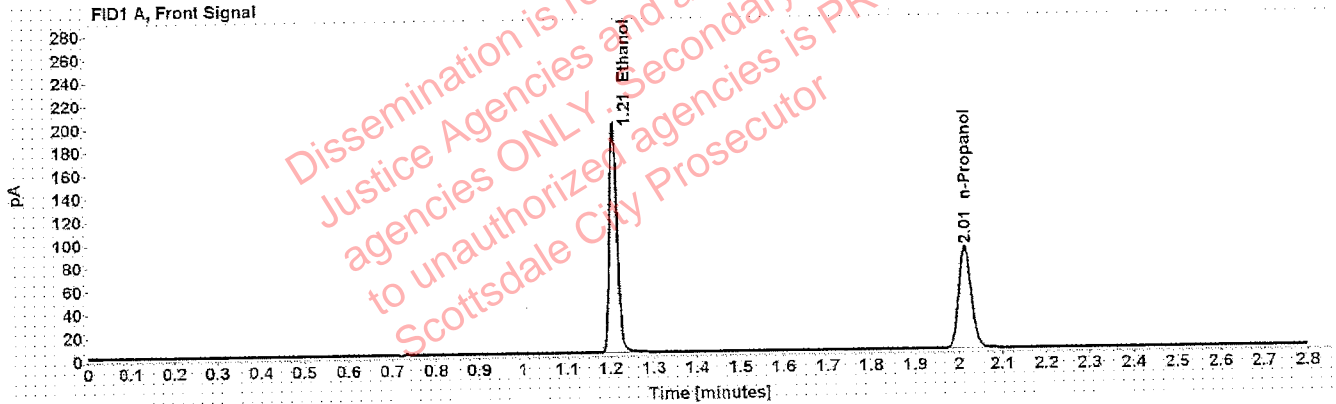


Table 1: FID 1 A (column DB-ALC1)

Compound	Amount (g/100mL)	Time (min)	Peak Area
>Ethanol	0.4026	1.208	253.376
n-Propanol	-----	2.014	176.103

Table 2: FID 2 B (column DB-ALC2)

Compound	Time (min)	Peak Area
Ethanol	1.373	312.637
n-Propanol	2.468	210.755

# Scottsdale Police Department Crime Lab Volatiles Analysis

<b>Sample:</b> 09022015-A	<b>Vial:</b> 8
<b>Description:</b> 0.040	<b>LIMS ID:</b>
<b>Method:</b> ethanol quant.M	<b>Sequence:</b> 11Oct19
<b>Instrument:</b> US14173023 CN14160045	<b>Injection date:</b> 10/11/2019 11:52:20 AM
<b>Data file:</b> C:\Chem32\1\Data\11Oct19\8.D	<b>Analyst:</b> Kosecki

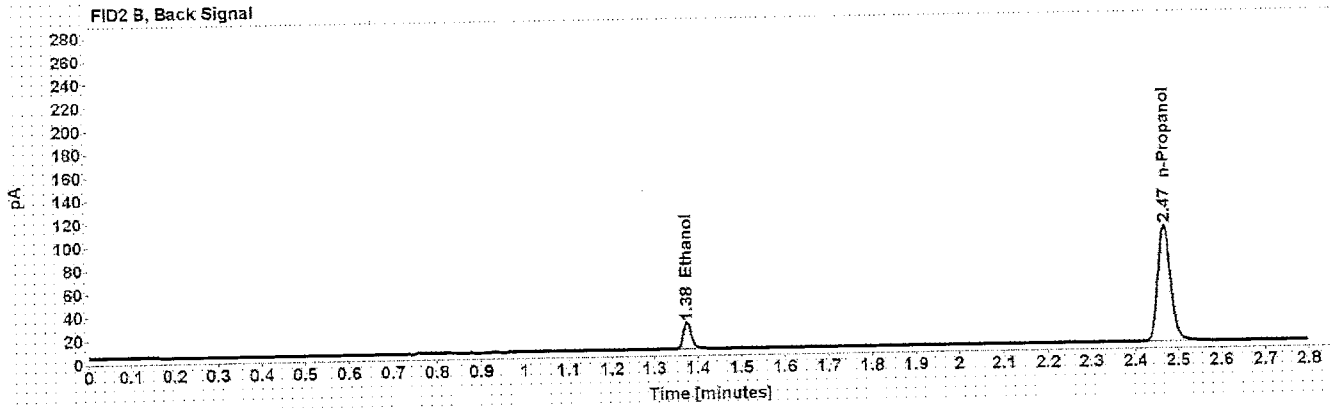
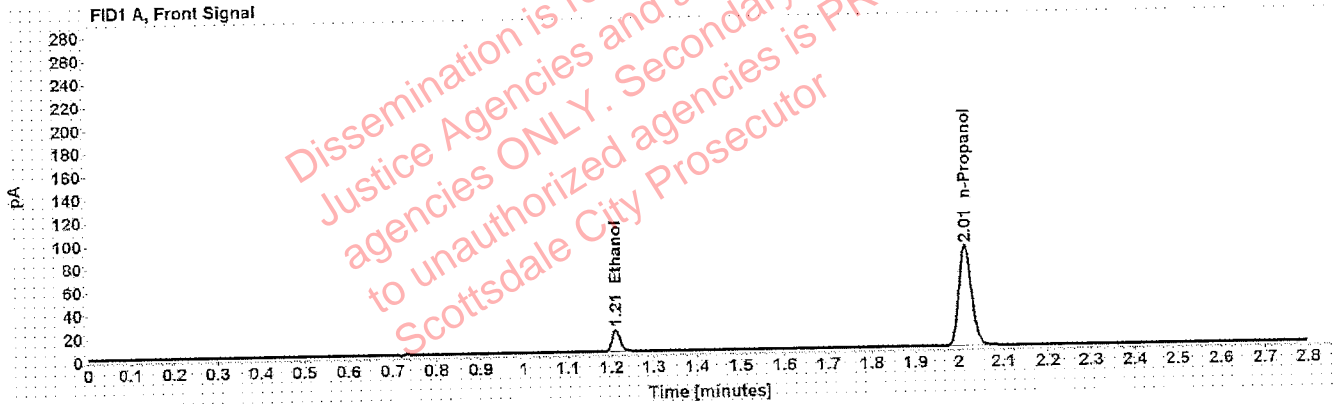


Table 1: FID 1 A (column DB-ALC1)

Compound	Amount (g/100mL)	Time (min)	Peak Area
>Ethanol	0.0404	1.210	24.435
n-Propanol	-----	2.014	173.808

Table 2: FID 2 B (column DB-ALC2)

Compound	Time (min)	Peak Area
Ethanol	1.375	29.456
n-Propanol	2.468	207.346

# Scottsdale Police Department Crime Lab Volatiles Analysis

Sample: 407041529/13	Vial: 9
Description: 0.198	LIMS ID: .
Method: ethanol quant.M	Sequence: 11Oct19
Instrument: US14173023 CN14160045	Injection date: 10/11/2019 11:56:22 AM
Data file: C:\Chem32\1\Data\11Oct19\9.D	Analyst: Kosecki <i>AK</i>

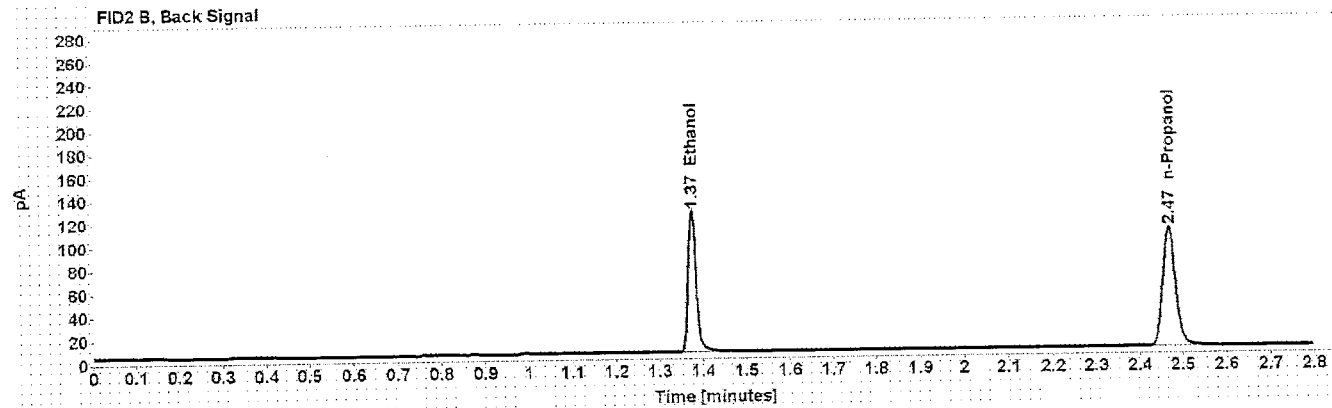
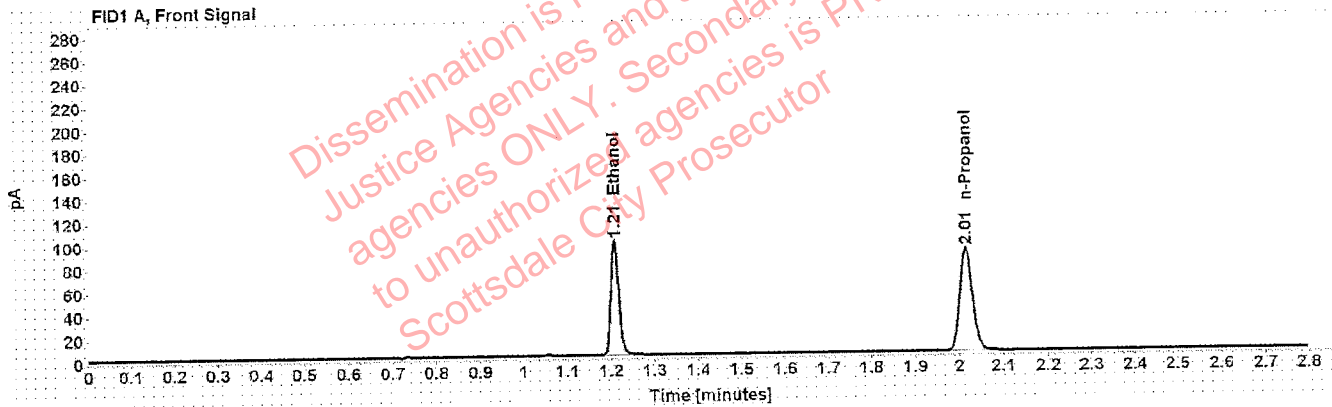


Table 1: FID 1 A (column DB-ALC1)

Compound	Amount (g/100mL)	Time (min)	Peak Area
>Ethanol	0.1999	1.209	126.380
n-Propanol	-----	2.015	177.395

Table 2: FID 2 B (column DB-ALC2)

Compound	Time (min)	Peak Area
Ethanol	1.375	155.081
n-Propanol	2.469	211.921

# Scottsdale Police Department Crime Lab Volatiles Analysis

<b>Sample:</b> 03102016-A/1	<b>Vial:</b> 20
<b>Description:</b> 0.080	<b>LIMS ID:</b>
<b>Method:</b> ethanol quant.M	<b>Sequence:</b> 11Oct19
<b>Instrument:</b> US14173023 CN14160045	<b>Injection date:</b> 10/11/2019 12:40:50 PM
<b>Data file:</b> C:\Chem321\Data\11Oct19\20.D	<b>Analyst:</b> Kosecki <b>K</b>

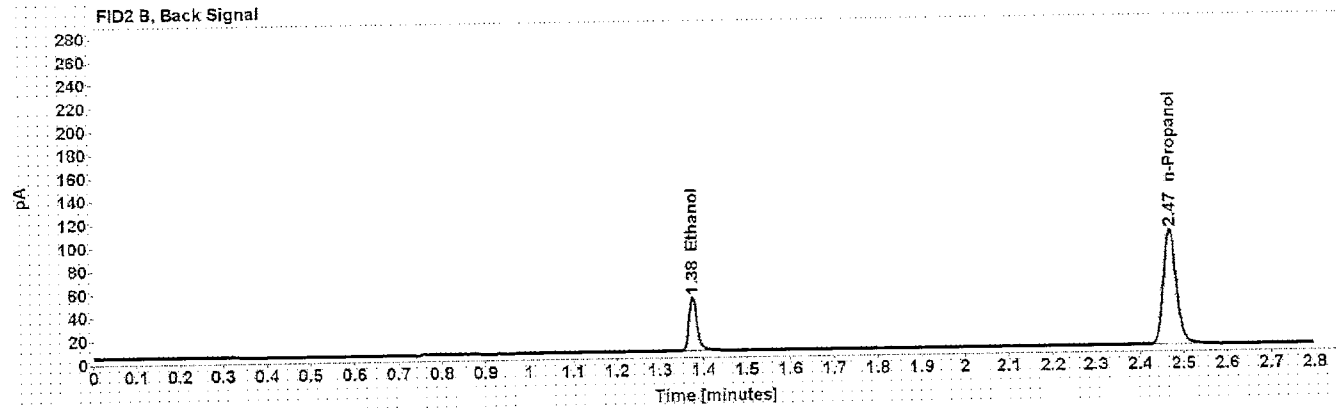
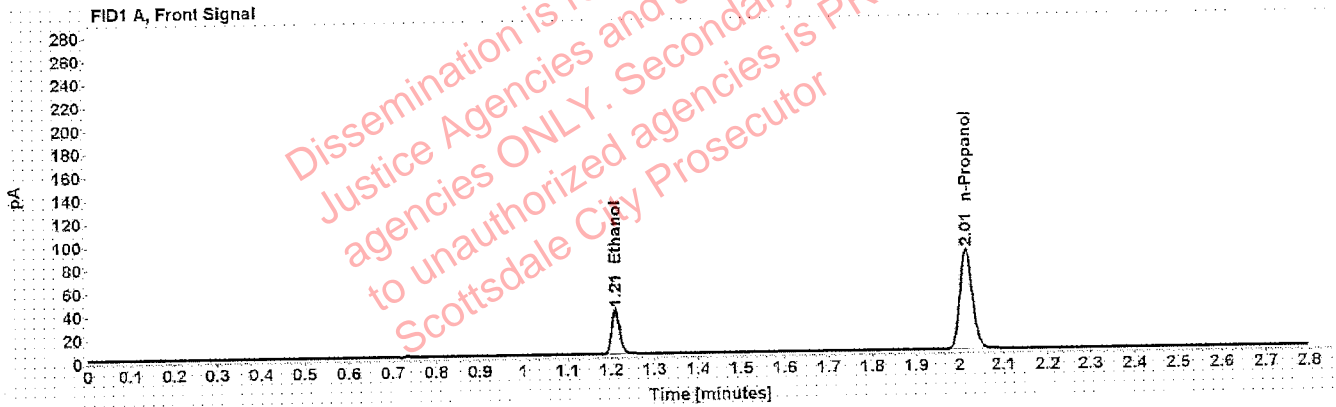


Table 1: FID 1 A (column DB-ALC1)

Compound	Amount (g/100mL)	Time (min)	Peak Area
>Ethanol	0.0812	1.210	49.479
n-Propanol	-----	2.015	172.412

Table 2: FID 2 B (column DB-ALC2)

Compound	Time (min)	Peak Area
Ethanol	1.375	60.423
n-Propanol	2.469	205.762

# Scottsdale Police Department Crime Lab Volatiles Analysis

Sample: 09022015-C	Vial: 31
Description: 0.150	LIMS ID:
Method: ethanol quant.M	Sequence: 11Oct19
Instrument: US14173023 CN14160045	Injection date: 10/11/2019 1:25:21 PM
Data file: C:\Chem32\1\Data\11Oct19\31.D	Analyst: Kosecki <i>AK</i>

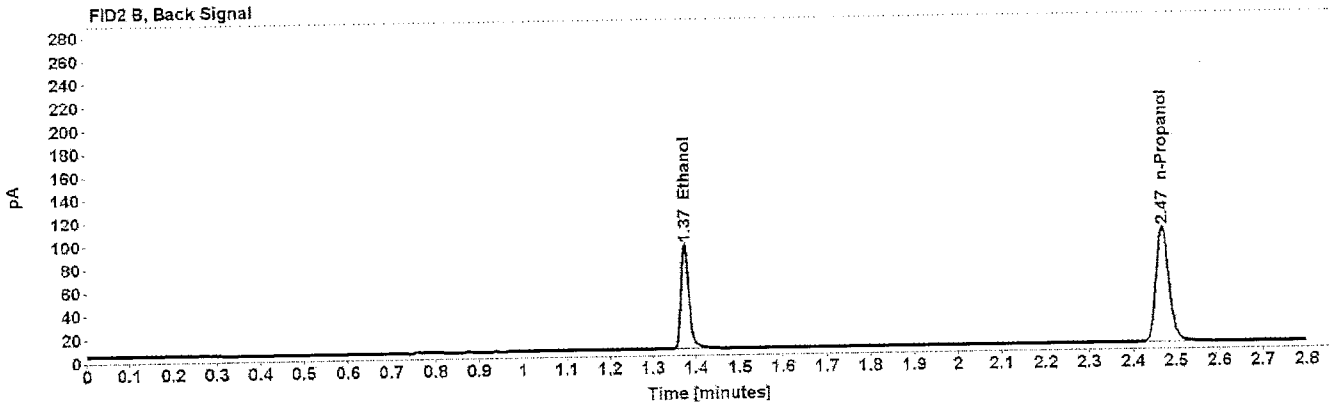
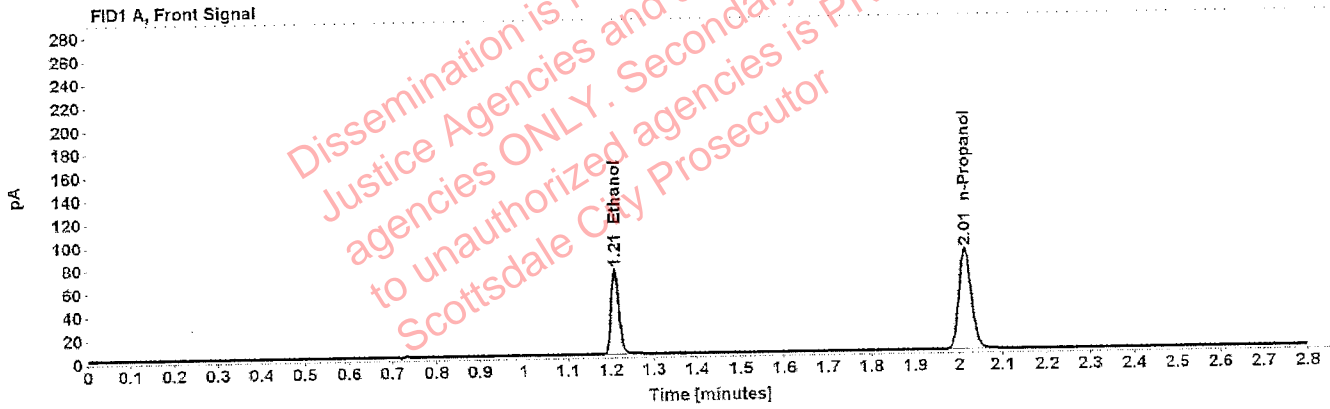


Table 1: FID 1 A (column DB-ALC1)

Compound	Amount (g/100mL)	Time (min)	Peak Area
>Ethanol	0.1526	1.209	94.024
n-Propanol	-----	2.015	173.191

Table 2: FID 2 B (column DB-ALC2)

Compound	Time (min)	Peak Area
Ethanol	1.375	114.932
n-Propanol	2.469	206.336

# Scottsdale Police Department Crime Lab Volatiles Analysis

Sample: 407041529/13	Vial: 42
Description: 0.198	LIMS ID:
Method: ethanol quant.M	Sequence: 11Oct19
Instrument: US14173023 CN14160045	Injection date: 10/11/2019 2:09:35 PM
Data file: C:\Chem32\1\Data\11Oct19\42.D	Analyst: Kosecki <i>K</i>

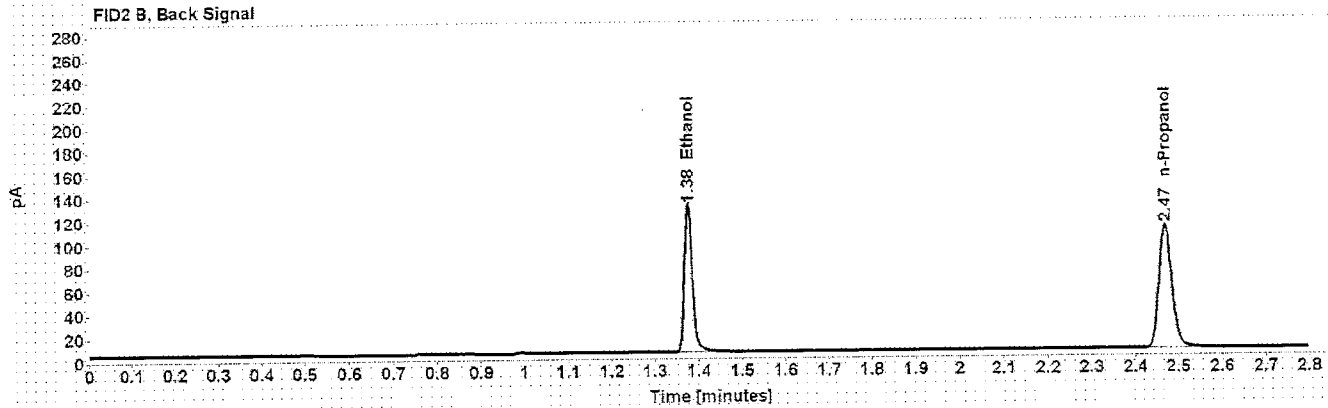
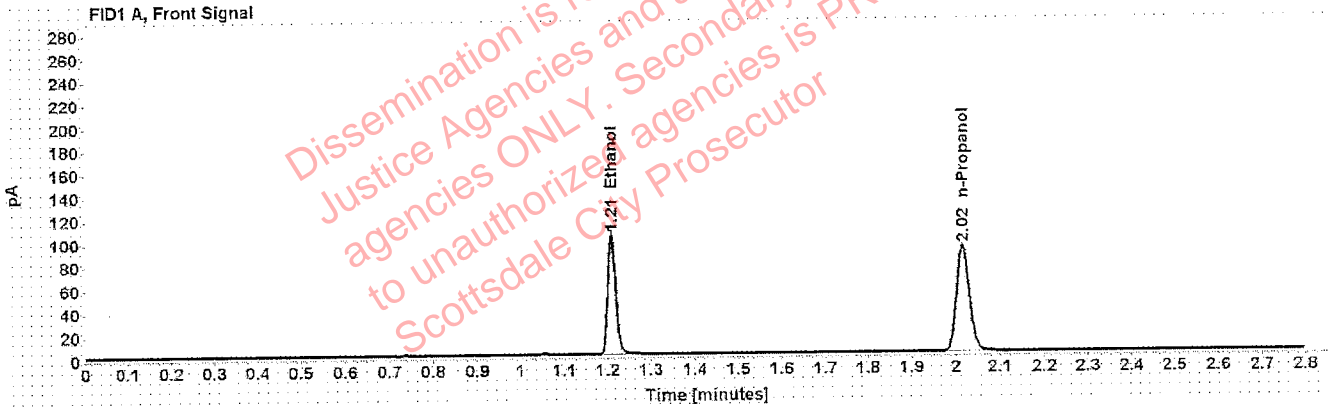


Table 1: FID 1 A (column DB-ALC1)

Compound	Amount (g/100mL)	Time (min)	Peak Area
>Ethanol	0.2020	1.210	132.376
n-Propanol	-----	2.016	183.876

Table 2: FID 2 B (column DB-ALC2)

Compound	Time (min)	Peak Area
Ethanol	1.376	162.447
n-Propanol	2.470	220.086

# Scottsdale Police Department Crime Lab Volatiles Analysis

Sample: 03102016-A/1	Vial: 53
Description: 0.080	LIMS ID:
Method: ethanol quant.M	Sequence: 11Oct19
Instrument: US14173023 CN14160045	Injection date: 10/11/2019 2:54:06 PM
Data file: C:\Chem32\1\Data\11Oct19\53.D	Analyst: Kosecki <i>AK</i>

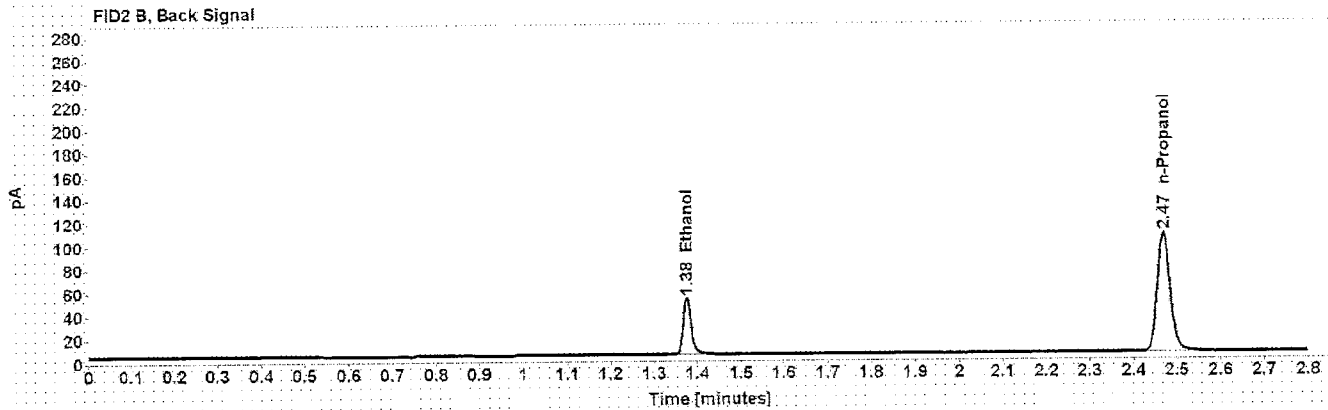
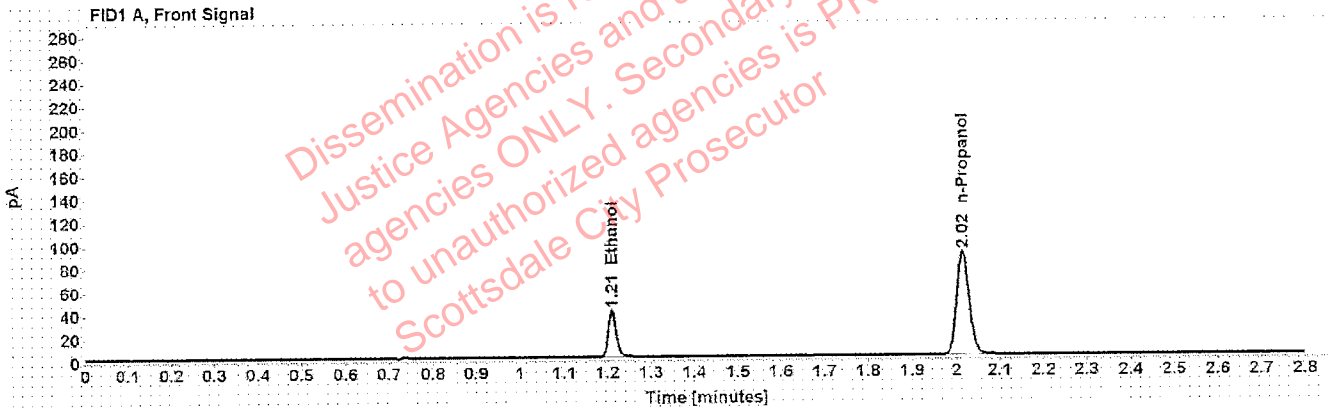


Table 1: FID 1 A (column DB-ALC1)

Compound	Amount (g/100mL)	Time (min)	Peak Area
>Ethanol	0.0820	1.210	51.788
n-Propanol	-----	2.015	178.675

Table 2: FID 2 B (column DB-ALC2)

Compound	Time (min)	Peak Area
Ethanol	1.376	63.247
n-Propanol	2.469	213.352

# Scottsdale Police Department Crime Lab Volatiles Analysis

Sample: 08012015-C	Vial: 64
Description: 0.400	LIMS ID:
Method: ethanol quant.M	Sequence: 11Oct19
Instrument: US14173023 CN14160045	Injection date: 10/11/2019 3:38:35 PM
Data file: C:\Chem32\1\Data\11Oct19\64.D	Analyst: Kosecki <b>AK</b>

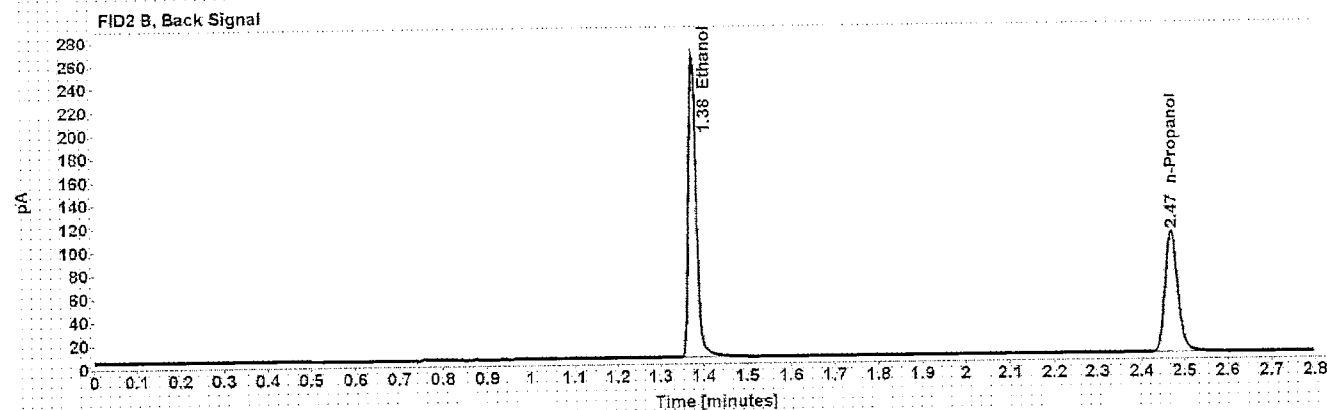
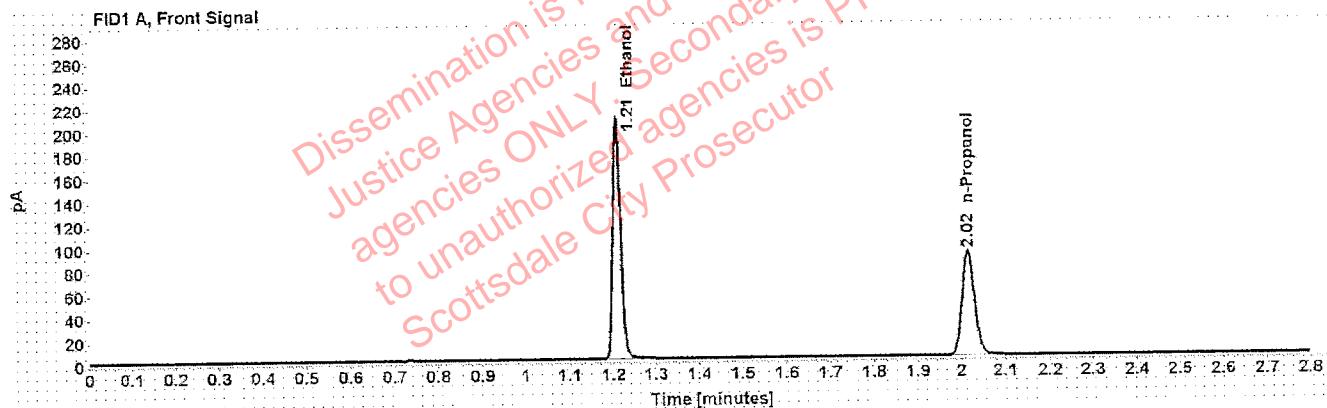


Table 1: FID 1 A (column DB-ALC1)

Compound	Amount (g/100mL)	Time (min)	Peak Area
>Ethanol	0.4116	1.209	265.561
n-Propanol	-----	2.016	180.529

Table 2: FID 2 B (column DB-ALC2)

Compound	Time (min)	Peak Area
Ethanol	1.376	327.729
n-Propanol	2.470	216.625



# Scottsdale Police Department Crime Lab Volatiles Analysis

Sample: 09022015-A	Vial: 65
Description: 0.040	LIMS ID:
Method: ethanol quant.M	Sequence: 11Oct19
Instrument: US14173023 CN14160045	Injection date: 10/11/2019 3:42:35 PM
Data file: C:\Chem32\1\Data\11Oct19\65.D	Analyst: Kosecki <b>AK</b>

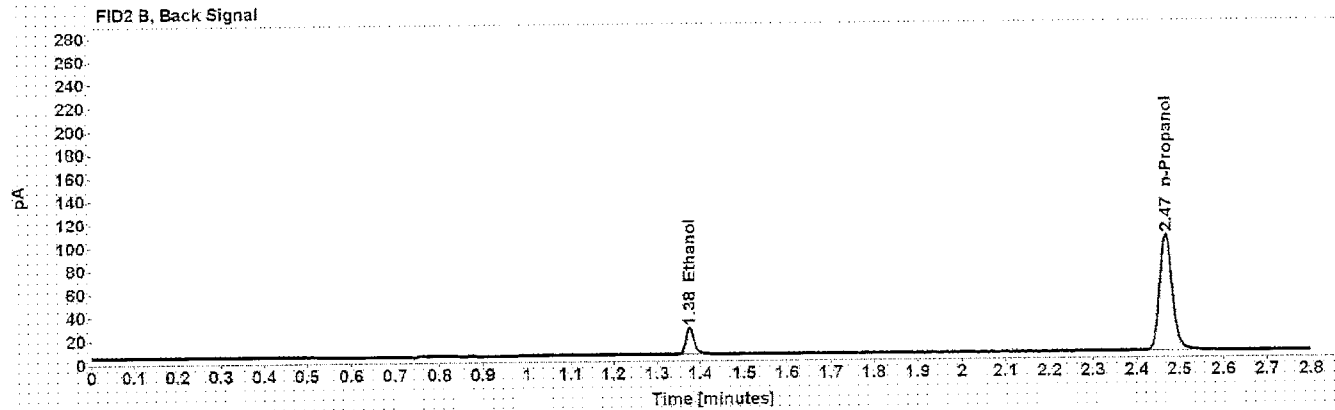
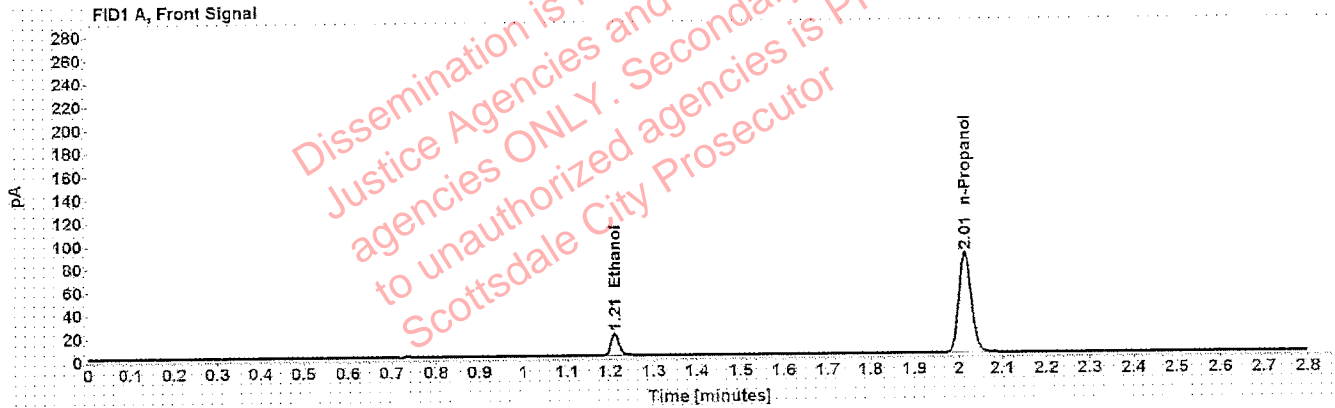


Table 1: FID 1 A (column DB-ALC1)

Compound	Amount (g/100mL)	Time (min)	Peak Area
>Ethanol	0.0406	1.210	24.615
n-Propanol	-----	2.015	174.093

Table 2: FID 2 B (column DB-ALC2)

Compound	Time (min)	Peak Area
Ethanol	1.375	29.894
n-Propanol	2.468	208.072

# Scottsdale Police Department Crime Lab Volatiles Analysis

Sample: 407041529/13	Vial: 66
Description: 0.198	LIMS ID:
Method: ethanol quant.M	Sequence: 11Oct19
Instrument: US14173023 CN14160045	Injection date: 10/11/2019 3:46:35 PM
Data file: C:\Chem32\1\Data\11Oct19\66.D	Analyst: Kosecki <i>AK</i>

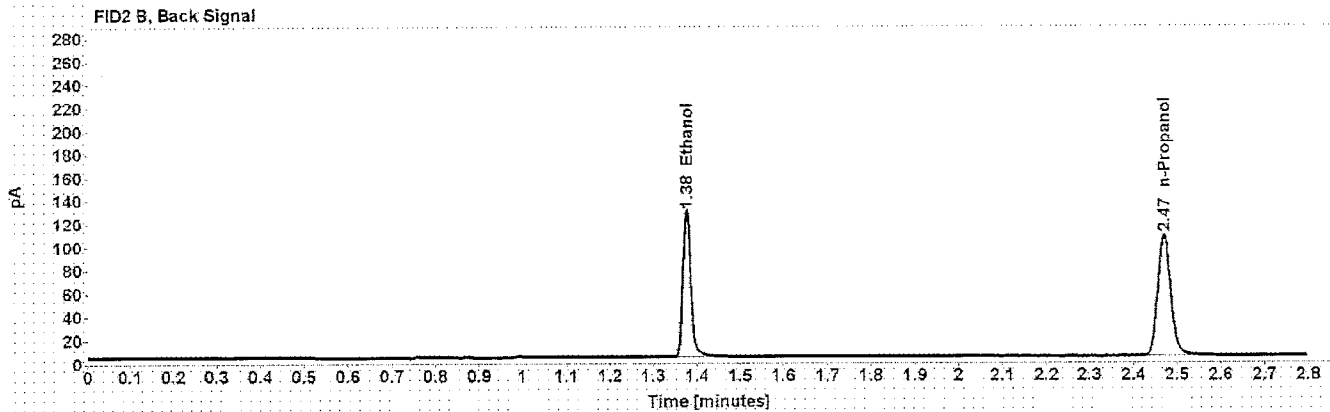
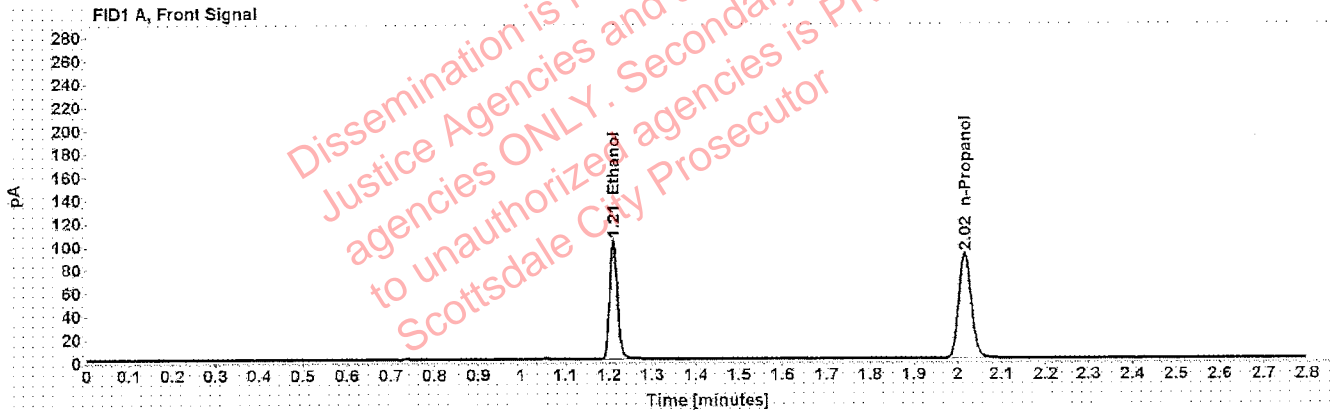


Table 1: FID 1 A (column DB-ALC1)

Compound	Amount (g/100mL)	Time (min)	Peak Area
>Ethanol	0.2031	1.210	131.230
n-Propanol	-----	2.016	181.318

Table 2: FID 2 B (column DB-ALC2)

Compound	Time (min)	Peak Area
Ethanol	1.376	161.191
n-Propanol	2.470	217.766

# Scottsdale Police Department Crime Lab Volatiles Analysis

Sample: 040919WB	Vial: 67
Description: Negative	LIMS ID:
Method: ethanol quant.M	Sequence: 11Oct19
Instrument: US14173023 CN14160045	Injection date: 10/11/2019 3:50:50 PM
Data file: C:\Chem32\1\Data\11Oct19\67.D	Analyst: Kosecki <i>K</i>

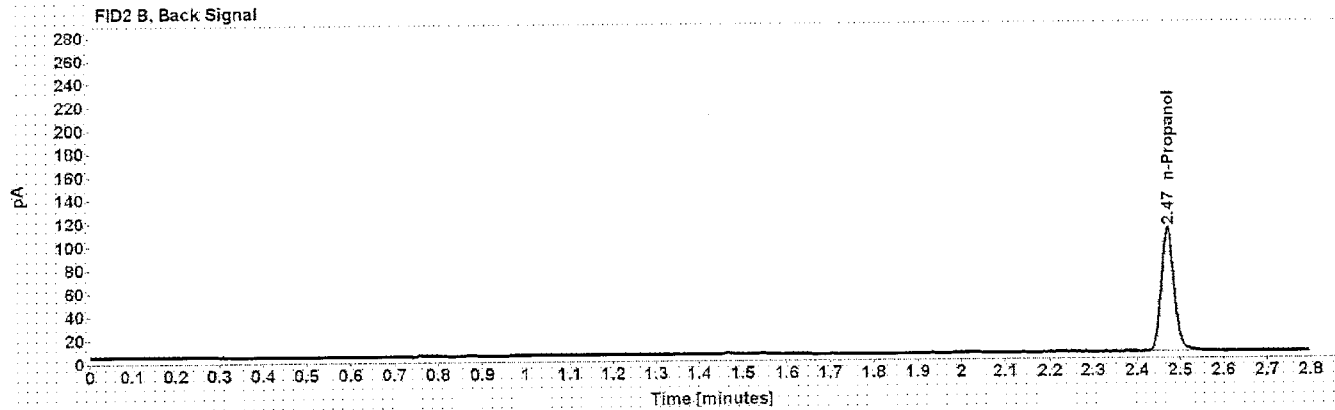


Table 1: FID 1 A (column DB-ALC1)

Compound	Amount (g/100mL)	Time (min)	Peak Area
n-Propanol	-----	2.016	184.444

Table 2: FID 2 B (column DB-ALC2)

Compound	Time (min)	Peak Area
n-Propanol	2.471	220.968

# Sequence Summary

Sequence name: 11Oct19      Instrument: US14173023 CN14160045      Analyst: Kosecki

Vial	Sample	Description	Type	LIMS ID	Method
1	FN03241604	0.020 calibrator	Calibration		ethanol quant.M
2	FN02271802	0.100 calibrator	Calibration		ethanol quant.M
3	FN06231704	0.200 calibrator	Calibration		ethanol quant.M
4	FN05131606	0.400 calibrator	Calibration		ethanol quant.M
5	080519	Negative	Control		ethanol quant.M
6	070819	Volatiles mix	Control		ethanol quant.M
7	08012015-C	0.400	Control		ethanol quant.M
8	09022015-A	0.040	Control		ethanol quant.M
9	407041529/13	0.198	Control		ethanol quant.M
10			Sample		ethanol quant.M
11			Sample		ethanol quant.M
12			Sample		ethanol quant.M
13			Sample		ethanol quant.M
14			Sample		ethanol quant.M
15			Sample		ethanol quant.M
16			Sample		ethanol quant.M
17			Sample		ethanol quant.M
18			Sample		ethanol quant.M
19			Sample		ethanol quant.M
20	03102016-A/1	0.080	Control		ethanol quant.M
21			Sample		ethanol quant.M
22			Sample		ethanol quant.M
23			Sample		ethanol quant.M
24			Sample		ethanol quant.M
25			Sample		ethanol quant.M
26			Sample		ethanol quant.M
27			Sample		ethanol quant.M
28			Sample		ethanol quant.M
29			Sample		ethanol quant.M
30			Sample		ethanol quant.M
31	09022015-C	0.150	Control		ethanol quant.M
32			Sample		ethanol quant.M
33			Sample		ethanol quant.M
34			Sample		ethanol quant.M
35			Sample		ethanol quant.M
36			Sample		ethanol quant.M
37			Sample		ethanol quant.M
38			Sample		ethanol quant.M
39			Sample		ethanol quant.M
40			Sample		ethanol quant.M
41			Sample		ethanol quant.M
42	407041529/13	0.198	Control		ethanol quant.M
43			Sample		ethanol quant.M
44			Sample		ethanol quant.M
45			Sample		ethanol quant.M
46			Sample		ethanol quant.M
47			Sample		ethanol quant.M

Dissemination is restricted to Criminal Justice Agencies and authorized agencies only. Secondarily disseminated to unauthorized agencies is PROHIBITED. Scottsdale City Prosecutor

## Sequence Summary

R

48			Sample		ethanol quant.M
49			Sample		ethanol quant.M
50			Sample		ethanol quant.M
51			Sample		ethanol quant.M
52			Sample		ethanol quant.M
53	03102016-A/1	0.080	Control		ethanol quant.M
54			Sample		ethanol quant.M
55			Sample		ethanol quant.M
56			Sample		ethanol quant.M
57			Sample		ethanol quant.M
58			Sample		ethanol quant.M
59			Sample		ethanol quant.M
60			Sample		ethanol quant.M
61			Sample		ethanol quant.M
62			Sample		ethanol quant.M
63			Sample		ethanol quant.M
64	08012015-C	0.400	Control		ethanol quant.M
65	09022015-A	0.040	Control		ethanol quant.M
66	407041529/13	0.198	Control		ethanol quant.M
67	040919WB	Negative	Control		ethanol quant.M

Dissemination is restricted to Criminal Justice Agencies and authorized agencies ONLY. Secondary dissemination to unauthorized agencies is PROHIBITED. Scottsdale City Prosecutor

# Scottsdale Police Department Crime Laboratory Summary of Cases

SEQUENCE NAME: 11Oct19

ANALYST: Kosecki

K

Vials	Test 1 (g/dL)	Test 2 (g/dL)	Mean (g/dL)	Percent Difference*	Absolute Difference (g/dL)*
10 11	0.1117	0.1110	0.11135	0.31	0.00035
12 13	0.1144	0.1147	0.11455	0.13	0.00015
14 15	0.3571	0.3515	0.35430	0.79	0.00280
16 17	0.1710	0.1704	0.17070	0.18	0.00030
18 19	0.1323	0.1330	0.13265	0.26	0.00035
21 22	0.1836	0.1835	0.18355	0.03	0.00005
23 24	0.2049	0.2038	0.20435	0.27	0.00055
25 26	0.1385	0.1390	0.13875	0.18	0.00025
27 28	0.1885	0.1803	0.18440	2.22	0.00410
29 30	0.1876	0.1889	0.18825	0.35	0.00065
32 33	0.2521	0.2514	0.25175	0.14	0.00035
34 35	0.0931	0.0937	0.09340	0.32	0.00030
36 37	0.2087	0.2064	0.20755	0.55	0.00115
38 39	0.2402	0.2381	0.23915	0.44	0.00105
40 41	0.1641	0.1563	0.16020	2.43	0.00390
43 44	0.1961	0.1971	0.19660	0.25	0.00050
45 46	0.0827	0.0829	0.08280	0.12	0.00010
47 48	0.2546	0.2505	0.25255	0.81	0.00205
49 50	0.1008	0.1003	0.10055	0.25	0.00025
51 52	0.0000	0.0000	0.00000	0.00	0.00000
54 55	0.1694	0.1693	0.16935	0.03	0.00005
56 57	0.1773	0.1781	0.17770	0.23	0.00040
58 59	0.1840	0.1838	0.18390	0.05	0.00010
60 61	0.2284	0.2270	0.22770	0.31	0.00070
62 63	0.2796	0.2807	0.28015	0.20	0.00055

\*Calculated differences are differences from the mean of the two results.



Case: [REDACTED] : Kosecki, Patrick Allan - (13-Oct-2019)

User: pkosecki 10/13/2019

### Scottsdale Police Department Crime Lab Volatiles Analysis

Sample:	1246429	Vial:	10
Description:	[REDACTED]	LIMS ID:	[REDACTED]
Method:	ethanol quant.M	Sequence:	11Oct19
Instrument:	US14173023 CN14160045	Injection date:	10/11/2019 12:00:20 PM
Data file:	C:\Chem32\1\Data\11Oct19\10.D	Analyst:	Kosecki

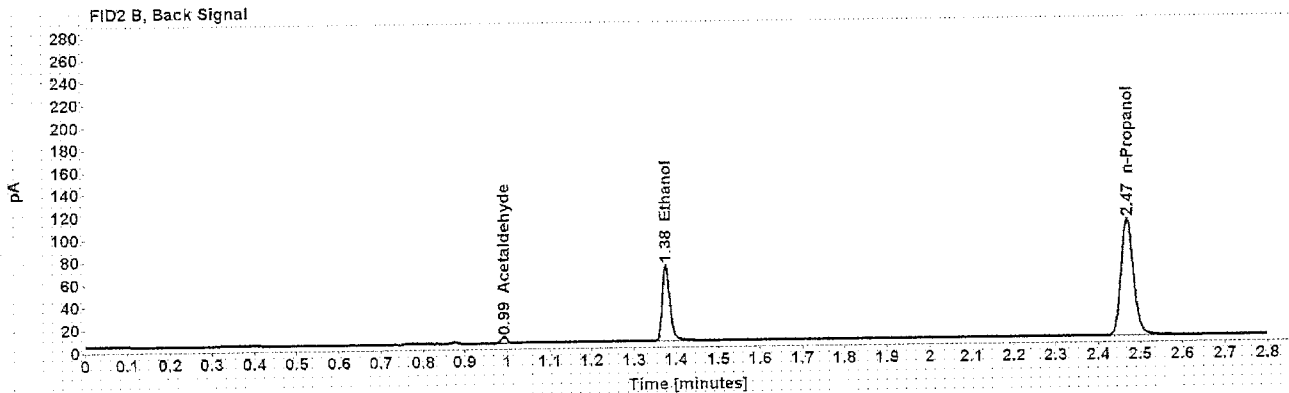
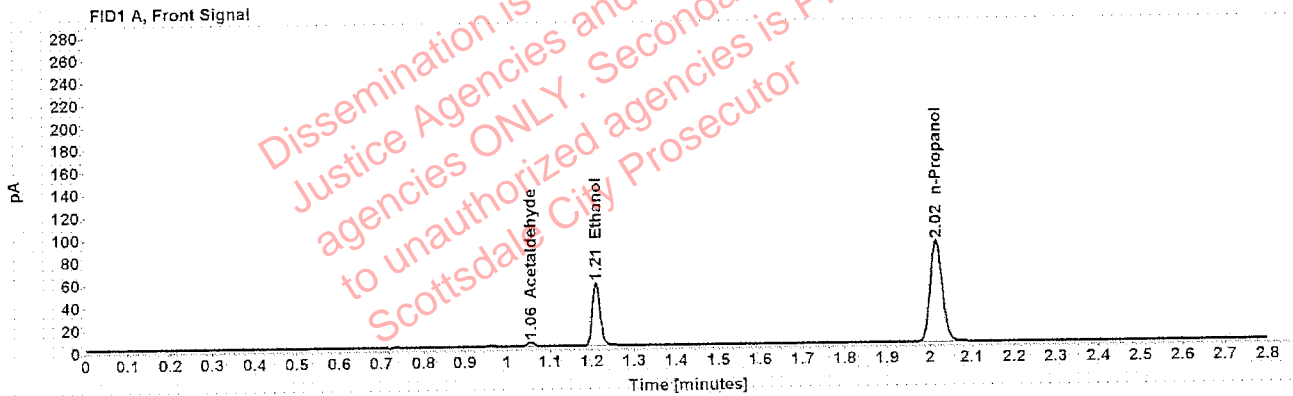


Table 1: FID 1 A (column DB-ALC1)

Compound	Amount (g/100mL)	Time (min)	Peak Area
Acetaldehyde	-----	1.055	3.897
>Ethanol	0.1117	1.210	71.219
n-Propanol	-----	2.015	179.738

Table 2: FID 2 B (column DB-ALC2)

Compound	Time (min)	Peak Area
Acetaldehyde	0.993	5.070
Ethanol	1.376	86.425
n-Propanol	2.469	214.587



Case: [REDACTED] User: pkosecki 10/13/2019

### Scottsdale Police Department Crime Lab Volatiles Analysis

Sample:	1246429	Vial:	11
Description:	[REDACTED]	LIMS ID:	[REDACTED]
Method:	ethanol quant.M	Sequence:	11Oct19
Instrument:	US14173023 CN14160045	Injection date:	10/11/2019 12:04:20 PM
Data file:	C:\Chem32\1\Data\11Oct19\11.D	Analyst:	Kosecki

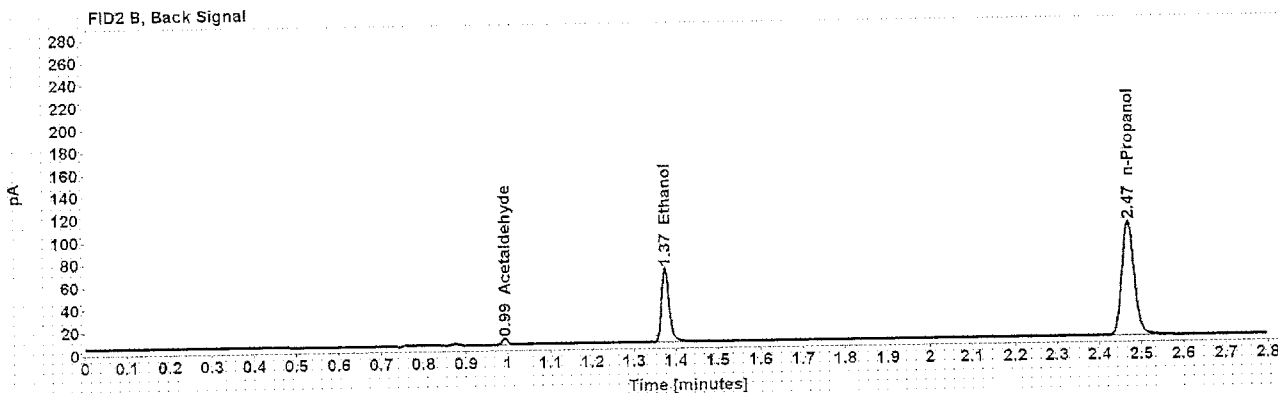
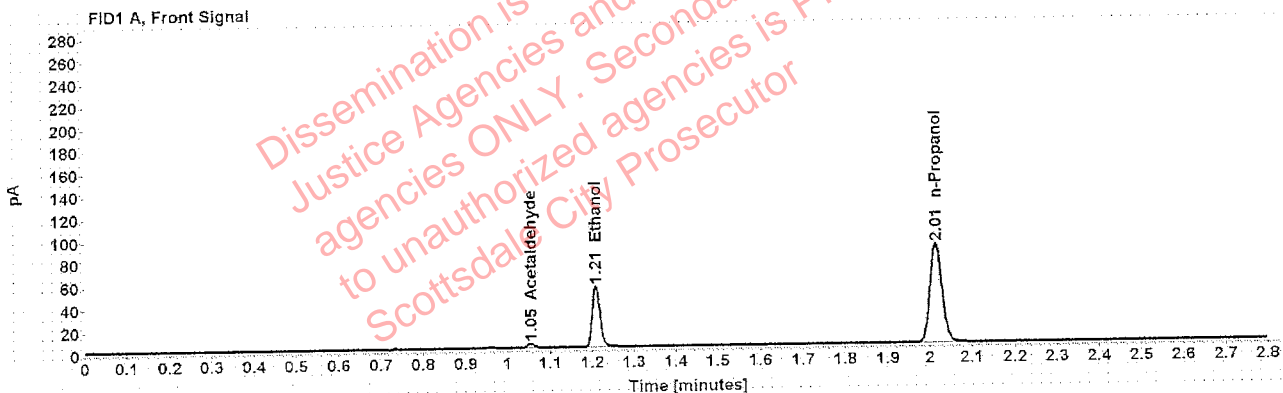


Table 1: FID 1 A (column DB-ALC1)

Compound	Amount (g/100mL)	Time (min)	Peak Area
Acetaldehyde	-----	1.055	3.914
>Ethanol	0.1110	1.209	69.262
n-Propanol	-----	2.014	175.879

Table 2: FID 2 B (column DB-ALC2)

Compound	Time (min)	Peak Area
Acetaldehyde	0.993	5.080
Ethanol	1.375	83.643
n-Propanol	2.468	210.087

[REDACTED]: Kosecki, Patrick Allan - (13-Oct-2019)

Case: [REDACTED] User: pkosecki 10/13/2019

### Scottsdale Police Department Crime Lab Volatiles Analysis

Sample:	1290730	Vial:	12
Description:	[REDACTED]	LIMS ID:	[REDACTED]
Method:	ethanol quant.M	Sequence:	11Oct19
Instrument:	US14173023 CN14160045	Injection date:	10/11/2019 12:08:20 PM
Data file:	C:\Chem32\1\Data\11Oct19\12.D	Analyst:	Kosecki

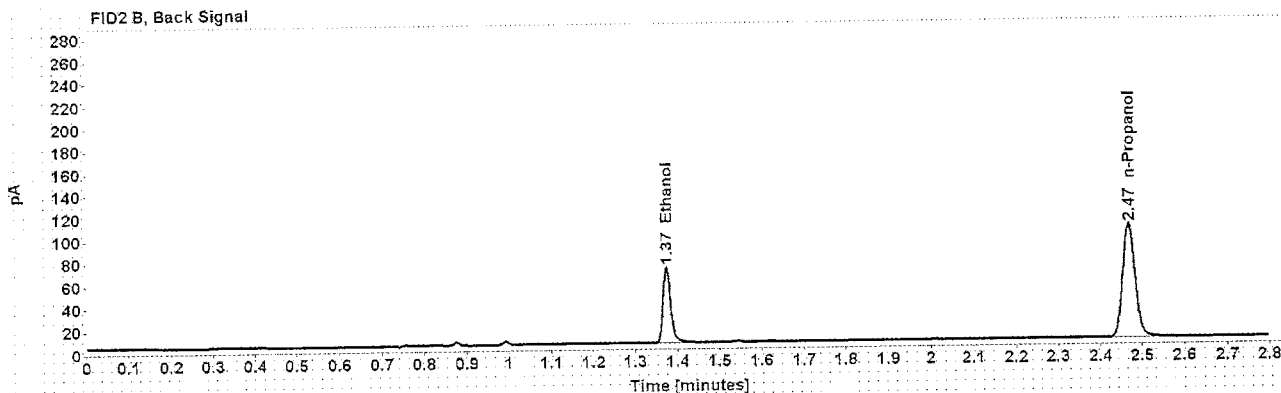
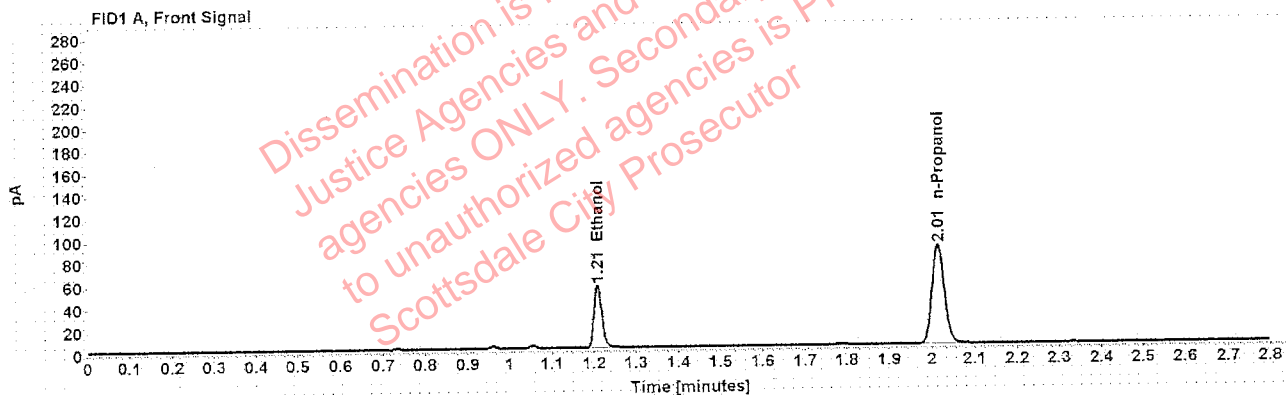


Table 1: FID 1 A (column DB-ALC1)

Compound	Amount (g/100mL)	Time (min)	Peak Area
>Ethanol	0.1144	1.209	71.082
n-Propanol	-----	2.014	175.139

Table 2: FID 2 B (column DB-ALC2)

Compound	Time (min)	Peak Area
Ethanol	1.374	86.474
n-Propanol	2.468	209.431

Case: [REDACTED] User: pkosecki 10/13/2019

### Scottsdale Police Department Crime Lab Volatiles Analysis

Sample:	1290730	Vial:	13
Description:	[REDACTED]	LIMS ID:	[REDACTED]
Method:	ethanol quant.M	Sequence:	11Oct19
Instrument:	US14173023 CN14160045	Injection date:	10/11/2019 12:12:35 PM
Data file:	C:\Chem32\1\Data\11Oct19\13.D	Analyst:	Kosecki

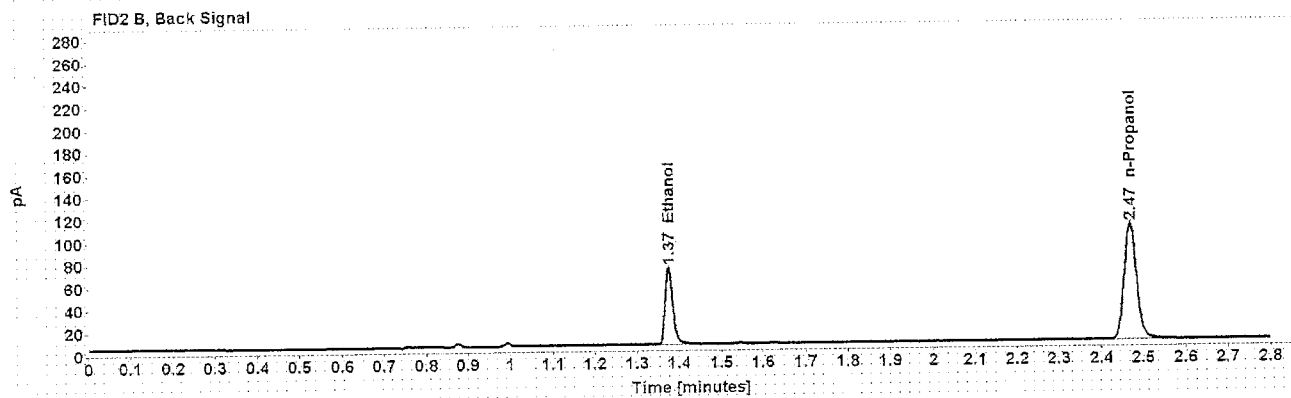
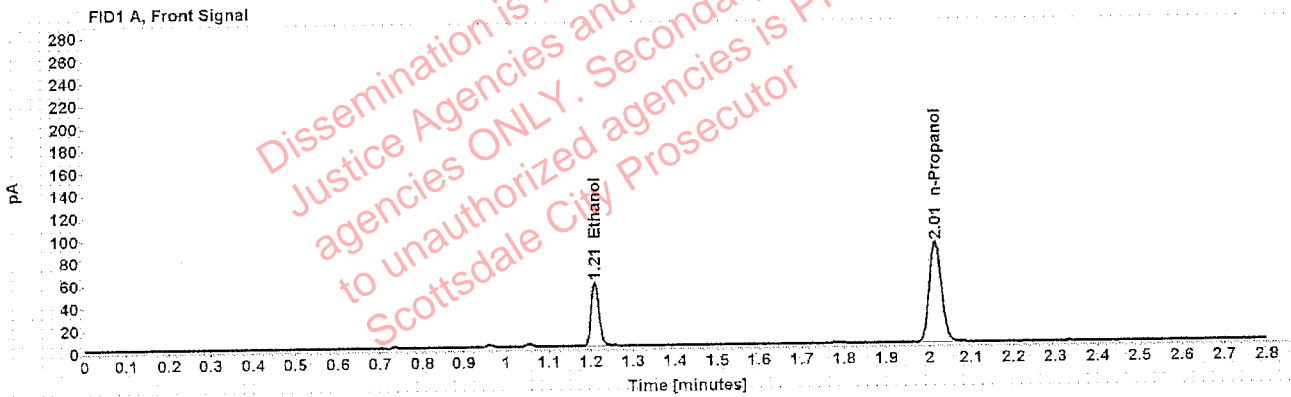


Table 1: FID 1 A (column DB-ALC1)

Compound	Amount (g/100mL)	Time (min)	Peak Area
>Ethanol	0.1147	1.210	72.665
n-Propanol	-----	2.015	178.622

Table 2: FID 2 B (column DB-ALC2)

Compound	Time (min)	Peak Area
Ethanol	1.375	88.315
n-Propanol	2.468	213.826

[REDACTED] : Kosecki, Patrick Allan - (13-Oct-2019)

Case: [REDACTED] User: pkosecki 10/13/2019

### Scottsdale Police Department Crime Lab Volatiles Analysis

Sample:	1289942	Vial:	14
Description:	[REDACTED]	LIMS ID:	[REDACTED]
Method:	ethanol quant.m	Sequence:	11Oct19
Instrument:	US14173023 CN14160045	Injection date:	10/11/2019 12:16:36 PM
Data file:	C:\Chem32\1\Data\11Oct19\14.D	Analyst:	Kosecki

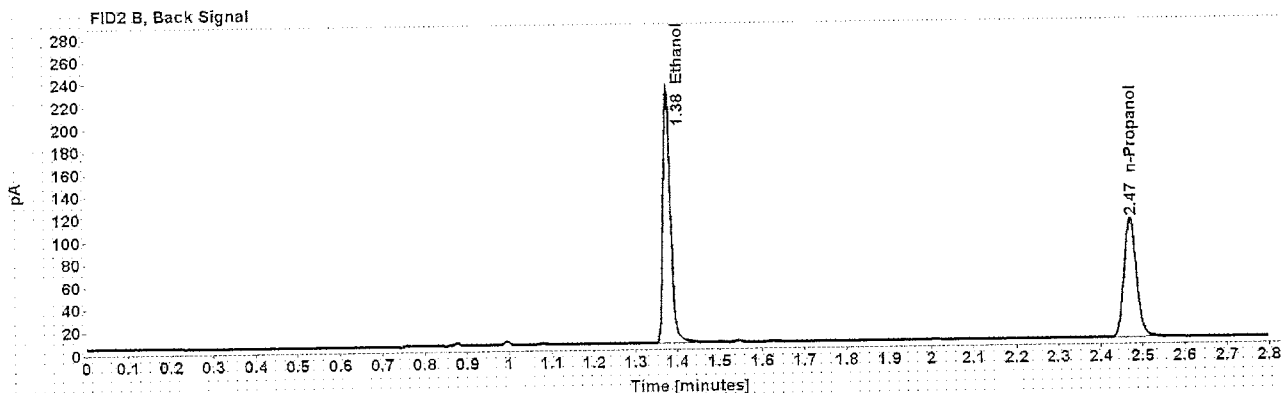
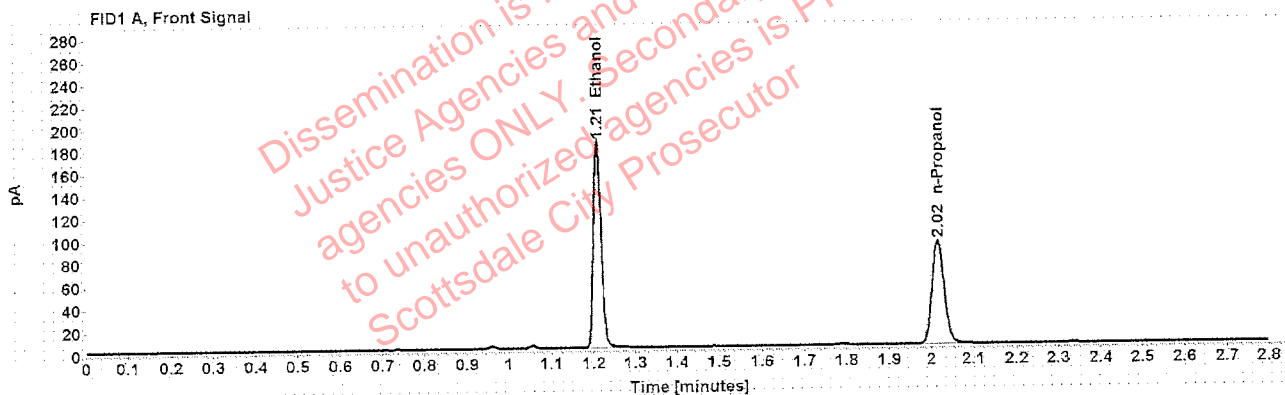


Table 1: FID 1 A (column DB-ALC1)

Compound	Amount (g/100mL)	Time (min)	Peak Area
>Ethanol	0.3571	1.210	233.788
n-Propanol	-----	2.016	183.275

Table 2: FID 2 B (column DB-ALC2)

Compound	Time (min)	Peak Area
Ethanol	1.377	288.436
n-Propanol	2.470	218.657

Case: [REDACTED] User: pkosecki 10/13/2019

### Scottsdale Police Department Crime Lab Volatiles Analysis

Sample:	1289942	Vial:	15
Description:	[REDACTED]	LIMS ID:	[REDACTED]
Method:	ethanol quant.M	Sequence:	11Oct19
Instrument:	US14173023 CN14160045	Injection date:	10/11/2019 12:20:36 PM
Data file:	C:\Chem32\1\Data\11Oct19\15.D	Analyst:	Kosecki

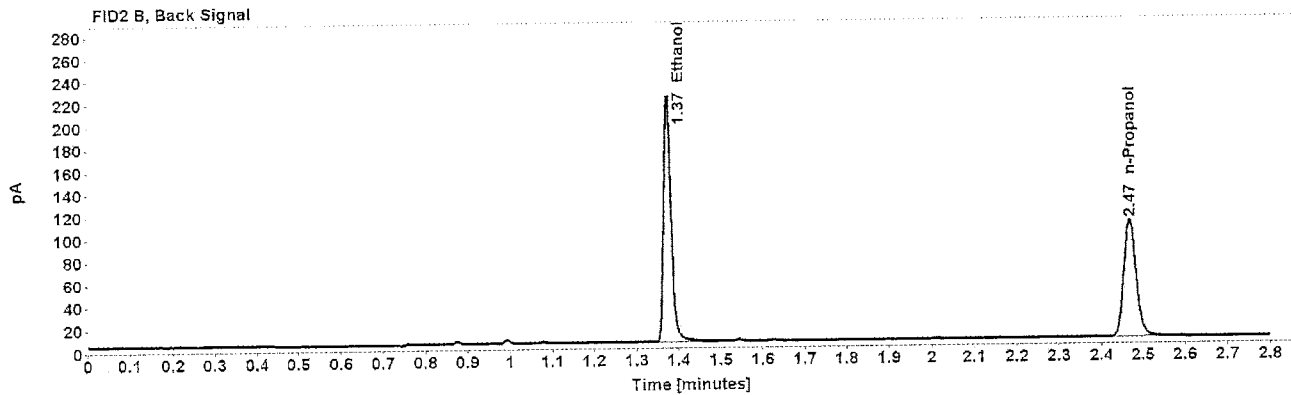
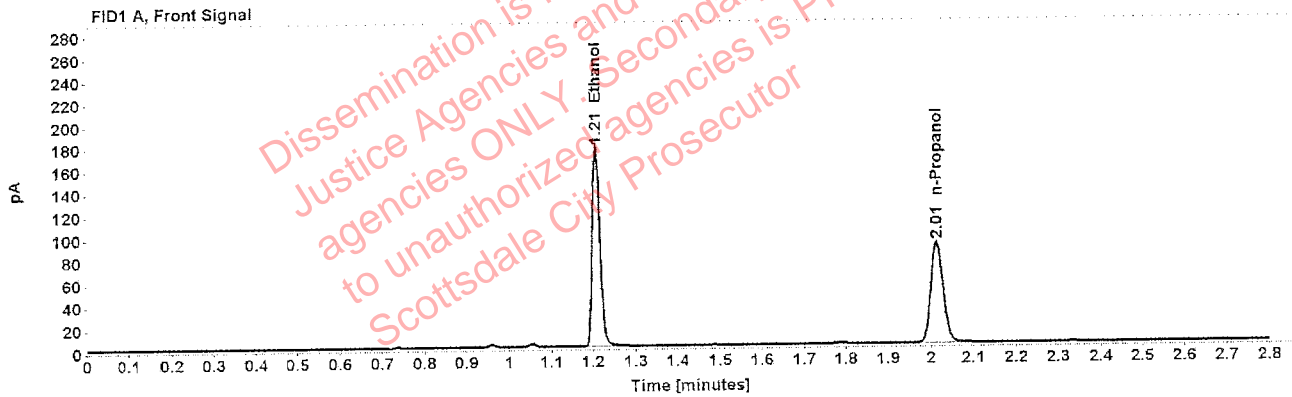


Table 1: FID 1 A (column DB-ALC1)

Compound	Amount (g/100mL)	Time (min)	Peak Area
>Ethanol	0.3515	1.208	225.189
n-Propanol	-----	2.015	179.345

Table 2: FID 2 B (column DB-ALC2)

Compound	Time (min)	Peak Area
Ethanol	1.374	278.450
n-Propanol	2.468	213.832

Kosecki, Patrick Allan - (13-Oct-2019)

Case: [REDACTED] User: pkosecki 10/13/2019

### Scottsdale Police Department Crime Lab Volatiles Analysis

Sample:	1287883	Vial:	16
Description:	[REDACTED]	LIMS ID:	[REDACTED]
Method:	ethanol quant.M	Sequence:	11Oct19
Instrument:	US14173023 CN14160045	Injection date:	10/11/2019 12:24:35 PM
Data file:	C:\Chem32\1\Data\11Oct19\16.D	Analyst:	Kosecki

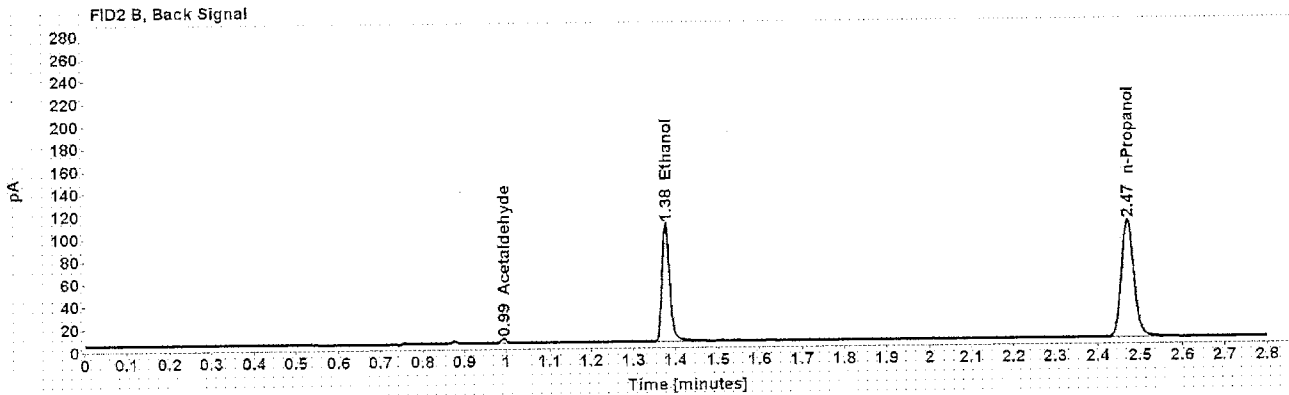
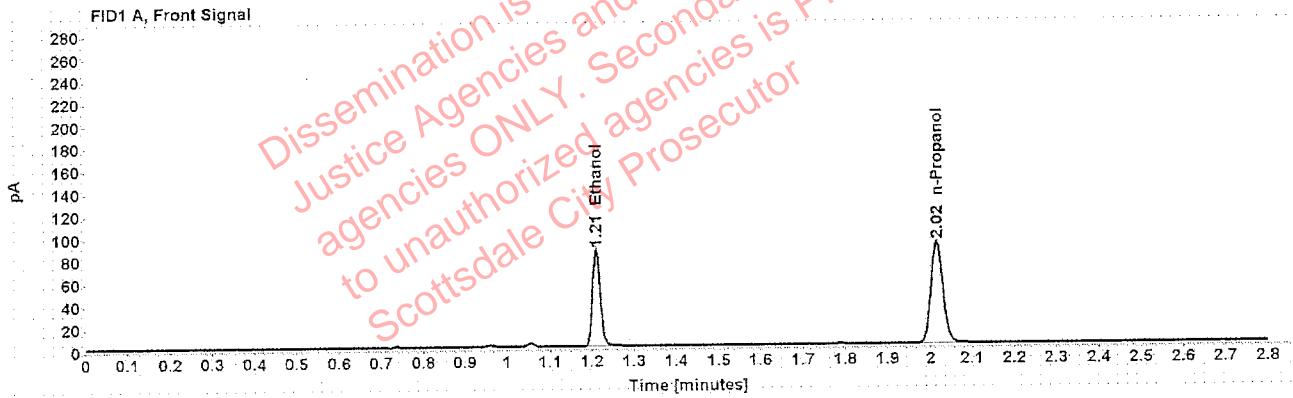


Table 1: FID 1 A (column DB-ALC1)

Compound	Amount (g/100mL)	Time (min)	Peak Area
>Ethanol	0.1710	1.210	109.794
n-Propanol	-----	2.016	180.368

Table 2: FID 2 B (column DB-ALC2)

Compound	Time (min)	Peak Area
Acetaldehyde	0.994	3.876
Ethanol	1.376	135.949
n-Propanol	2.470	215.862

### Scottsdale Police Department Crime Lab Volatiles Analysis

Sample:	1287883	Vial:	17
Description:	[REDACTED]	LIMS ID:	[REDACTED]
Method:	ethanol quant.M	Sequence:	11Oct19
Instrument:	US14173023 CN14160045	Injection date:	10/11/2019 12:28:36 PM
Data file:	C:\Chem32\1\Data\11Oct19\17.D	Analyst:	Kosecki

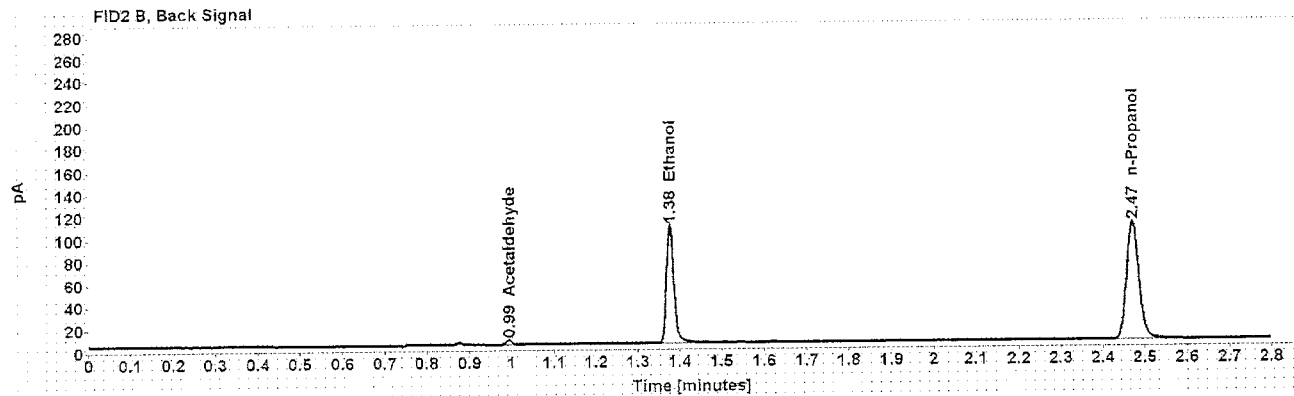
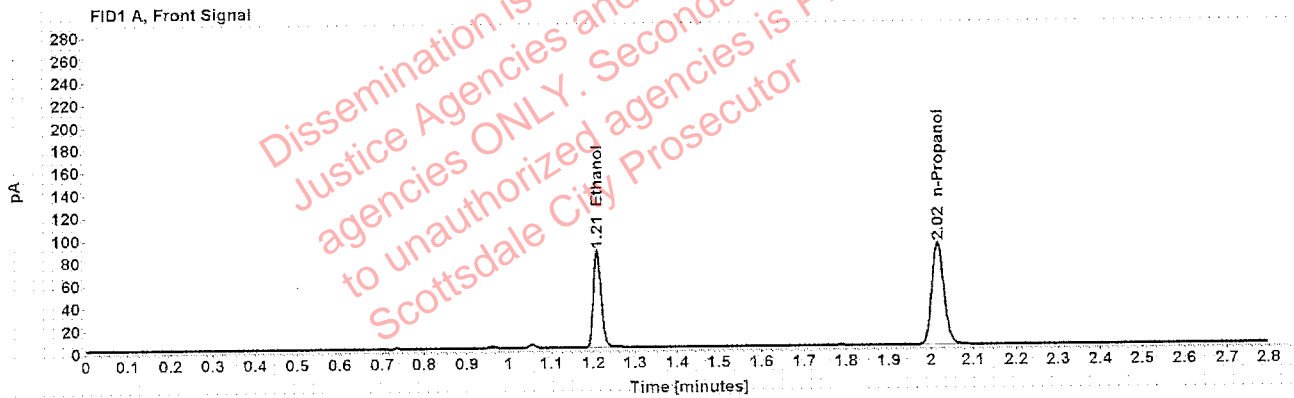


Table 1: FID 1 A (column DB-ALC1)

Compound	Amount (g/100mL)	Time (min)	Peak Area
>Ethanol	0.1704	1.210	109.882
n-Propanol	-----	2.016	181.108

Table 2: FID 2 B (column DB-ALC2)

Compound	Time (min)	Peak Area
Acetaldehyde	0.994	3.996
Ethanol	1.376	135.524
n-Propanol	2.470	217.137

Case: [REDACTED] User: pkosecki 10/13/2019

### Scottsdale Police Department Crime Lab Volatiles Analysis

Sample:	1291293	Vial:	18
Description:	[REDACTED]	LIMS ID:	[REDACTED]
Method:	ethanol quant.M	Sequence:	11Oct19
Instrument:	US14173023 CN14160045	Injection date:	10/11/2019 12:32:36 PM
Data file:	C:\Chem32\1\Data\11Oct19\18.D	Analyst:	Kosecki

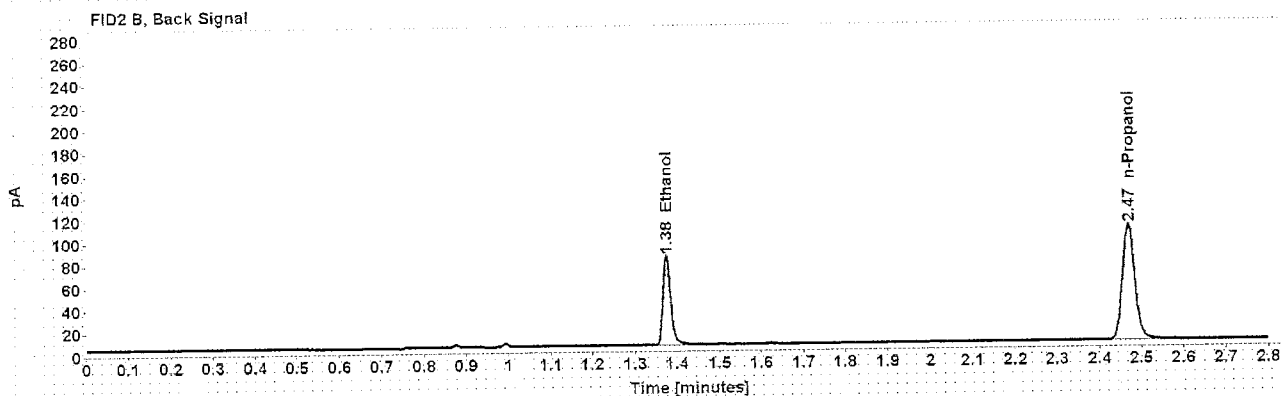
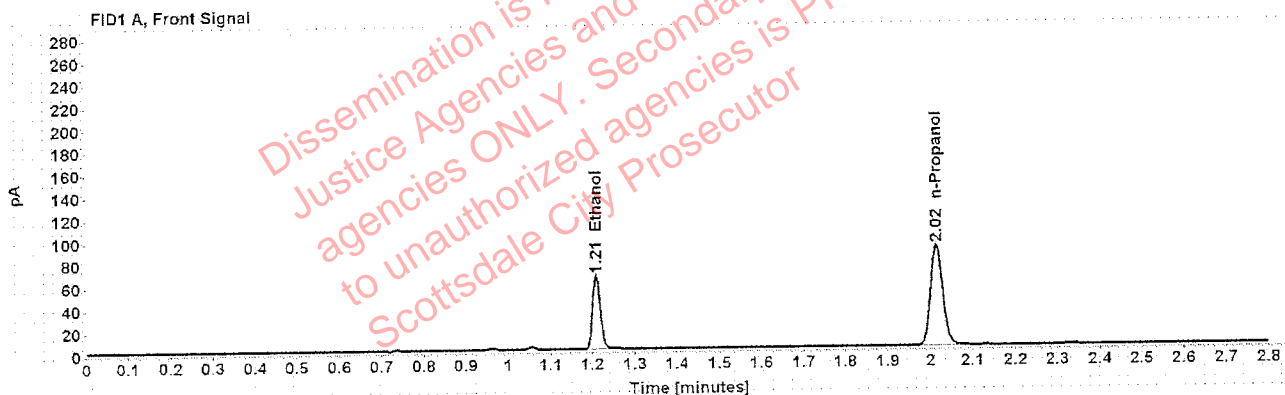


Table 1: FID 1 A (column DB-ALC1)

Compound	Amount (g/100mL)	Time (min)	Peak Area
>Ethanol	0.1323	1.210	83.658
n-Propanol	-----	2.015	177.988

Table 2: FID 2 B (column DB-ALC2)

Compound	Time (min)	Peak Area
Ethanol	1.376	103.231
n-Propanol	2.469	212.756



## Scottsdale Police Department Crime Lab Volatiles Analysis

Sample:	1291293	Vial:	19
Description:	[REDACTED]	LIMS ID:	[REDACTED]
Method:	ethanol quant.M	Sequence:	11Oct19
Instrument:	US14173023 CN14160045	Injection date:	10/11/2019 12:36:50 PM
Data file:	C:\Chem32\1\Data\11Oct19\19.D	Analyst:	Kosecki

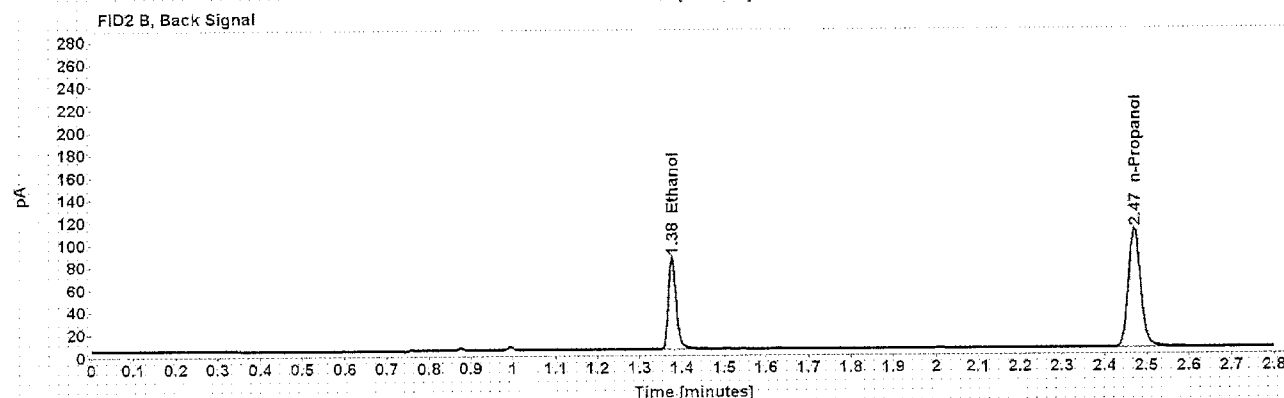
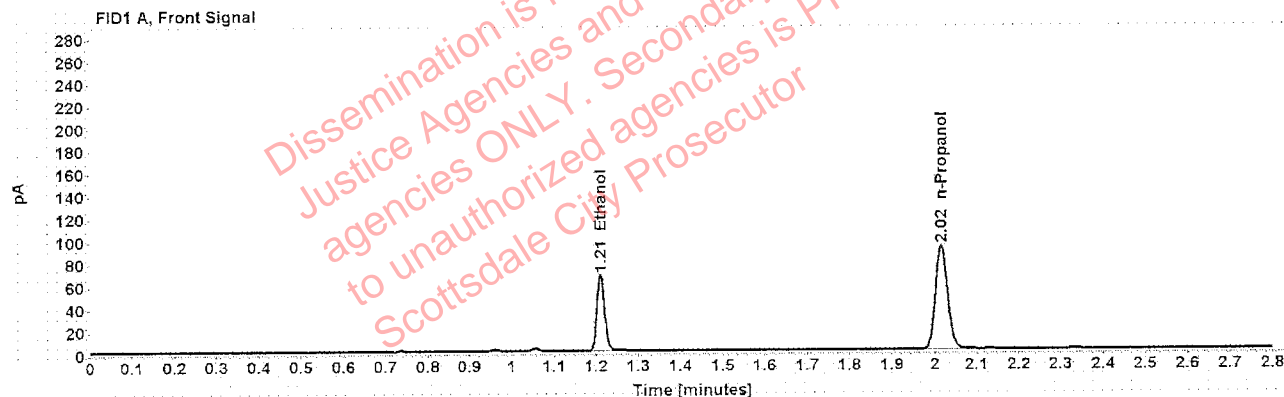


Table 1: FID 1 A (column DB-ALC1)

Compound	Amount (g/100mL)	Time (min)	Peak Area
>Ethanol	0.1330	1.211	86.618
n-Propanol	-----	2.016	183.320

Table 2: FID 2 B (column DB-ALC2)

Compound	Time (min)	Peak Area
Ethanol	1.377	107.074
n-Propanol	2.471	218.959

### Scottsdale Police Department Crime Lab Volatiles Analysis

Sample:	1287908	Vial:	21
Description:	[REDACTED]	LIMS ID:	[REDACTED]
Method:	ethanol quant.M	Sequence:	11Oct19
Instrument:	US14173023 CN14160045	Injection date:	10/11/2019 12:44:50 PM
Data file:	C:\Chem32\1\Data\11Oct19\21.D	Analyst:	Kosecki

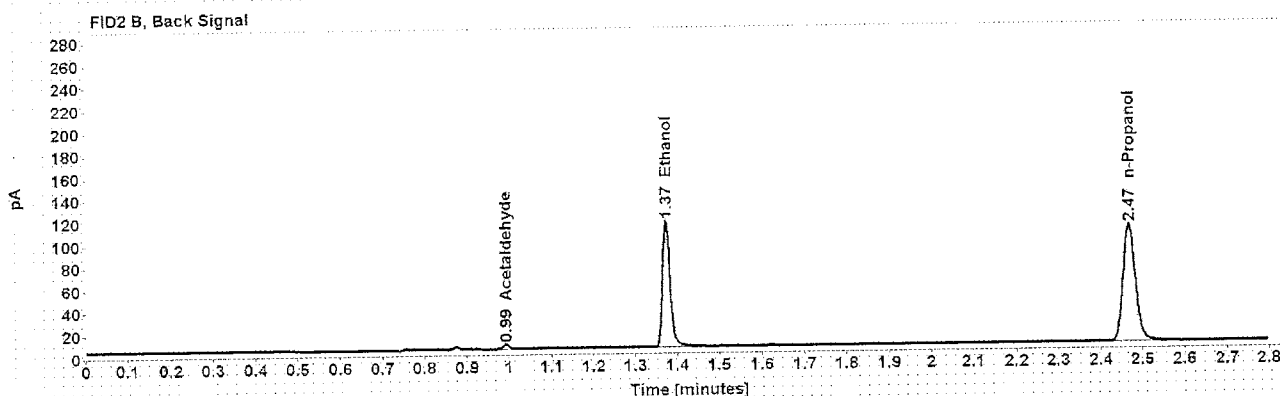
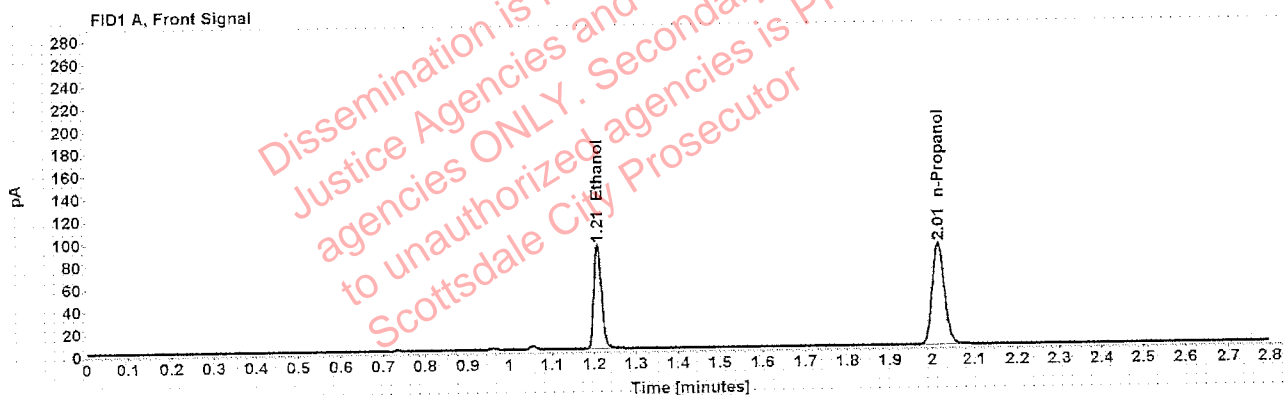


Table 1: FID 1 A (column DB-ALC1)

Compound	Amount (g/100mL)	Time (min)	Peak Area
>Ethanol	0.1836	1.209	118.001
n-Propanol	-----	2.015	180.456

Table 2: FID 2 B (column DB-ALC2)

Compound	Time (min)	Peak Area
Acetaldehyde	0.993	4.007
Ethanol	1.374	145.736
n-Propanol	2.468	216.473

## Scottsdale Police Department Crime Lab Volatiles Analysis

Sample: 1287908	Vial: 22
Description: [REDACTED]	LIMS ID: [REDACTED]
Method: ethanol quant.M	Sequence: 11Oct19
Instrument: US14173023 CN14160045	Injection date: 10/11/2019 12:48:49 PM
Data file: C:\Chem32\1\Data\11Oct19\22.D	Analyst: Kosecki

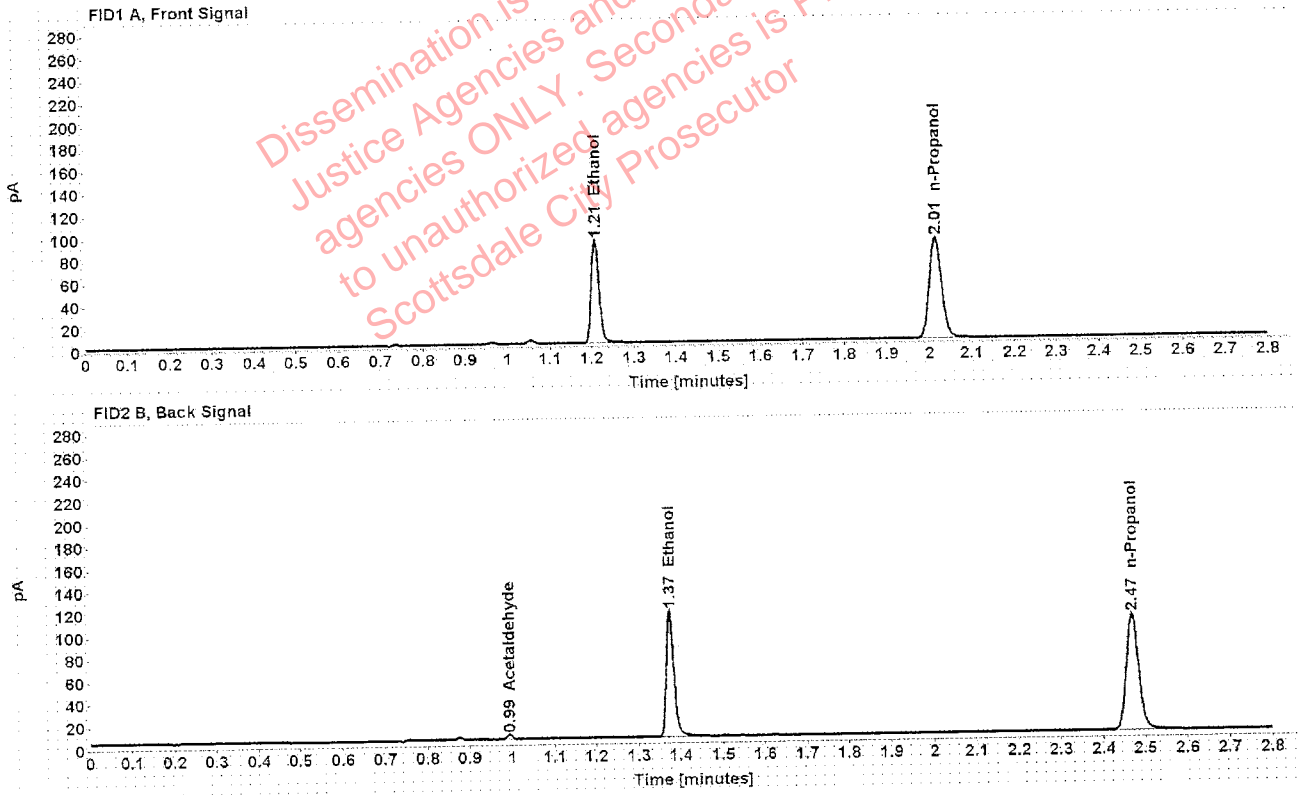


Table 1: FID 1 A (column DB-ALC1)

Compound	Amount (g/100mL)	Time (min)	Peak Area
>Ethanol	0.1835	1.209	117.350
n-Propanol	-----	2.015	179.513

Table 2: FID 2 B (column DB-ALC2)

Compound	Time (min)	Peak Area
Acetaldehyde	0.993	3.971
Ethanol	1.375	145.398
n-Propanol	2.469	215.088

Case: [REDACTED] User: pkosecki 10/13/2019

### Scottsdale Police Department Crime Lab Volatiles Analysis

Sample: 1289522	Vial: 23
Description: [REDACTED]	LIMS ID: [REDACTED]
Method: ethanol quant.M	Sequence: 11Oct19
Instrument: US14173023 CN14160045	Injection date: 10/11/2019 12:52:51 PM
Data file: C:\Chem32\1\Data\11Oct19\23.D	Analyst: Kosecki

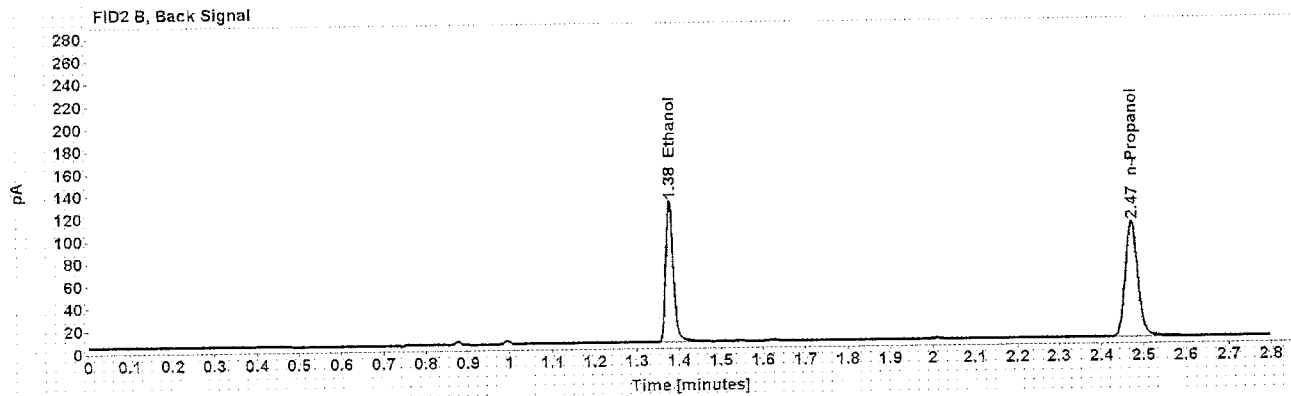
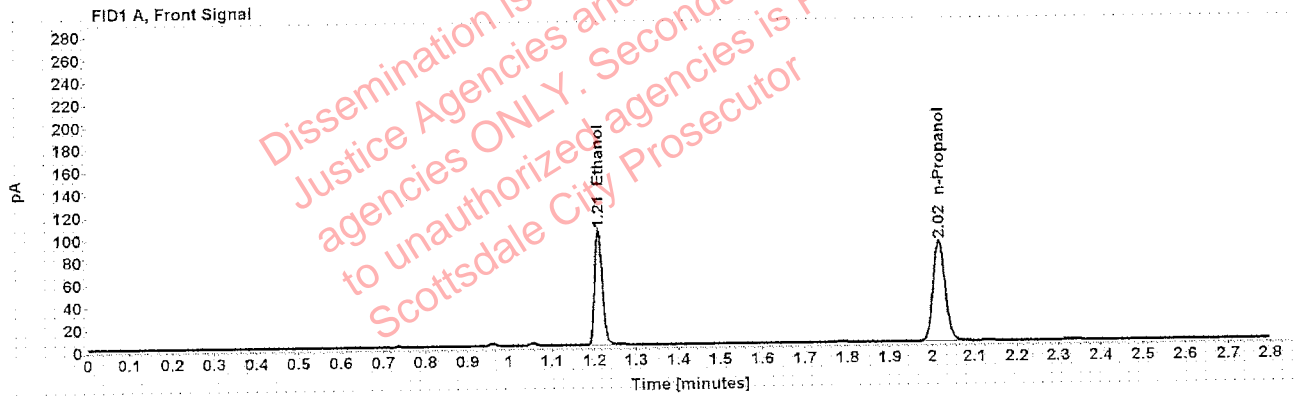


Table 1: FID 1 A (column DB-ALC1)

Compound	Amount (g/100mL)	Time (min)	Peak Area
>Ethanol	0.2049	1.210	131.107
n-Propanol	-----	2.016	179.507

Table 2: FID 2 B (column DB-ALC2)

Compound	Time (min)	Peak Area
Ethanol	1.377	162.222
n-Propanol	2.471	213.329

### Scottsdale Police Department Crime Lab Volatiles Analysis

Sample:	1289522	Vial:	24
Description:	[REDACTED]	LIMS ID:	[REDACTED]
Method:	ethanol quant.M	Sequence:	11Oct19
Instrument:	US14173023 CN14160045	Injection date:	10/11/2019 12:56:51 PM
Data file:	C:\Chem32\1\Data\11Oct19\24.D	Analyst:	Kosecki

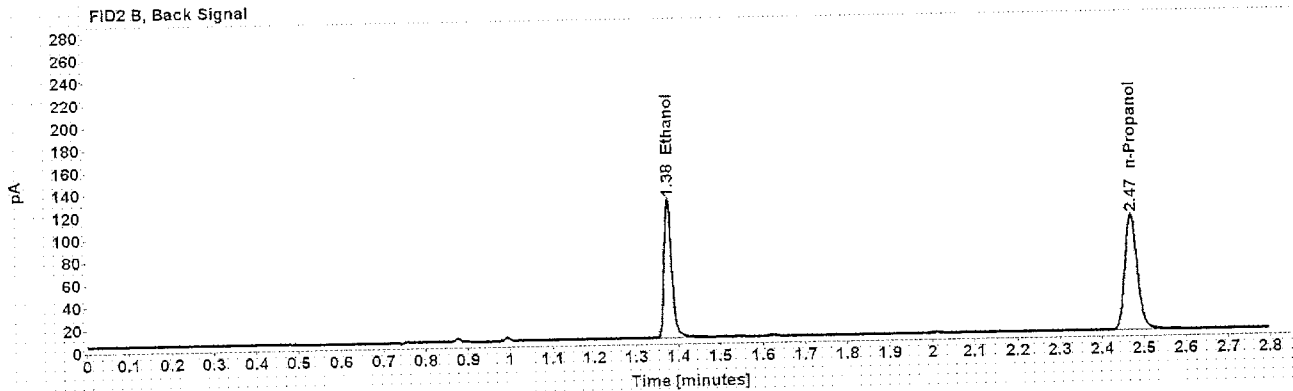
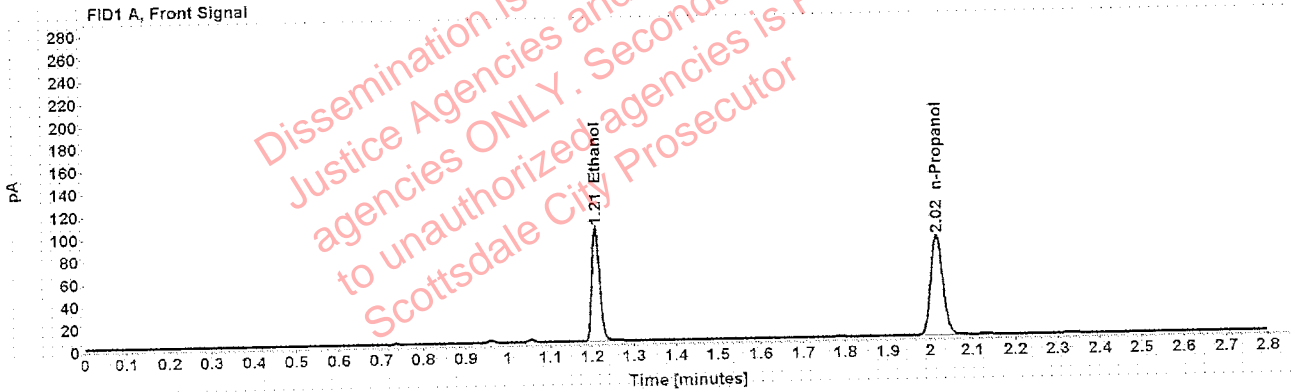


Table 1: FID 1 A (column DB-ALC1)

Compound	Amount (g/100mL)	Time (min)	Peak Area
>Ethanol	0.2038	1.210	129.679
n-Propanol	-----	2.016	178.567

Table 2: FID 2 B (column DB-ALC2)

Compound	Time (min)	Peak Area
Ethanol	1.376	160.214
n-Propanol	2.470	213.219

### Scottsdale Police Department Crime Lab Volatiles Analysis

Sample:	1289532	Vial:	25
Description:	[REDACTED]	LIMS ID:	[REDACTED]
Method:	ethanol quant.M	Sequence:	11Oct19
Instrument:	US14173023 CN14160045	Injection date:	10/11/2019 1:01:05 PM
Data file:	C:\Chem32\1\Data\11Oct19\25.D	Analyst:	Kosecki

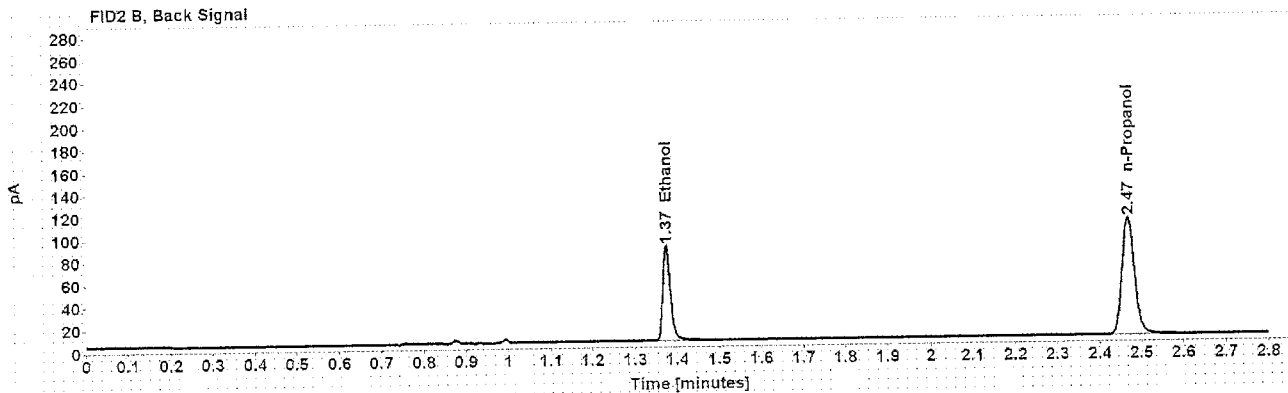
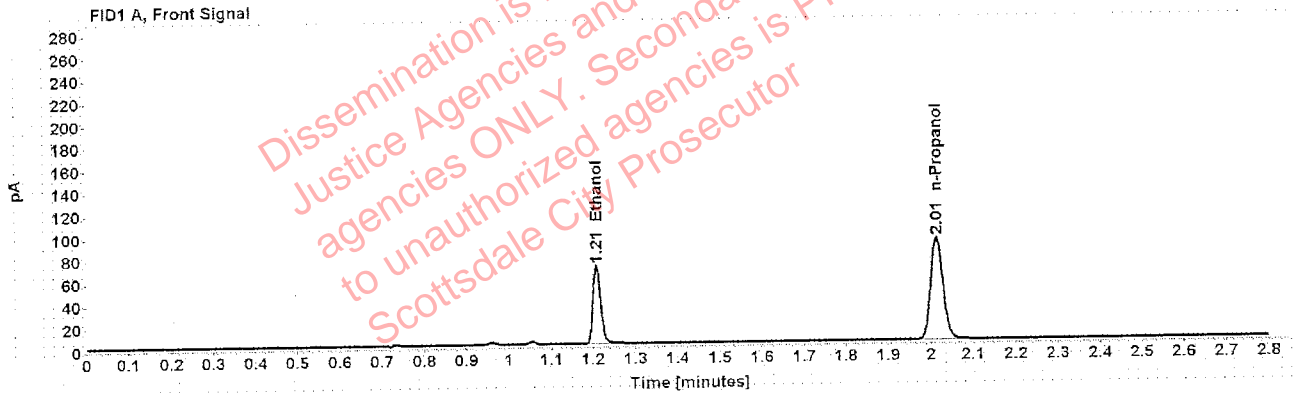


Table 1: FID 1 A (column DB-ALC1)

Compound	Amount (g/100mL)	Time (min)	Peak Area
>Ethanol	0.1385	1.209	89.320
n-Propanol	-----	2.015	181.447

Table 2: FID 2 B (column DB-ALC2)

Compound	Time (min)	Peak Area
Ethanol	1.375	110.310
n-Propanol	2.468	217.478

### Scottsdale Police Department Crime Lab Volatiles Analysis

Sample:	1289532	Vial:	26
Description:	[REDACTED]	LIMS ID:	[REDACTED]
Method:	ethanol quant.M	Sequence:	11Oct19
Instrument:	US14173023 CN14160045	Injection date:	10/11/2019 1:05:05 PM
Data file:	C:\Chem32\1\Data\11Oct19\26.D	Analyst:	Kosecki

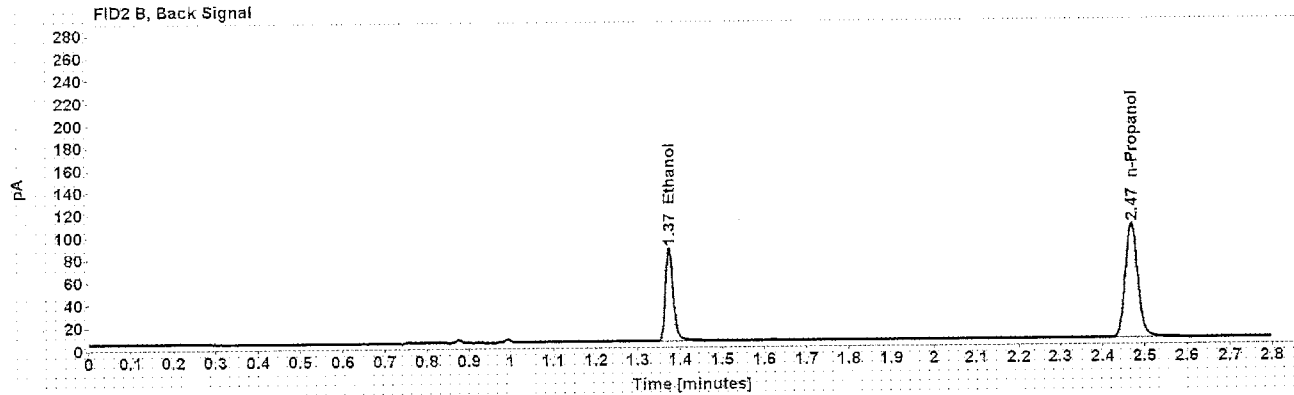
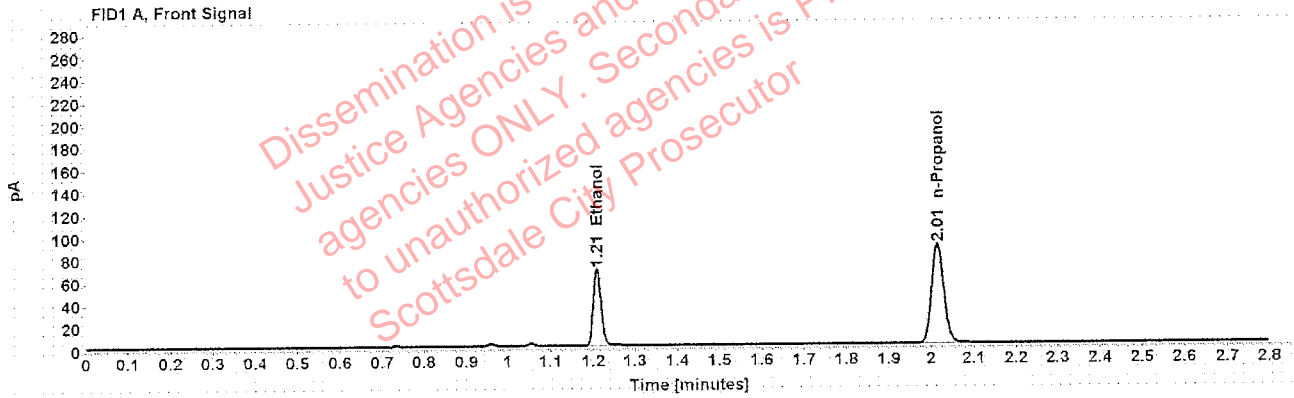


Table 1: FID 1 A (column DB-ALC1)

Compound	Amount (g/100mL)	Time (min)	Peak Area
>Ethanol	0.1390	1.209	87.478
n-Propanol	-----	2.014	177.023

Table 2: FID 2 B (column DB-ALC2)

Compound	Time (min)	Peak Area
Ethanol	1.374	108.233
n-Propanol	2.468	211.814

[REDACTED] : Kosecki, Patrick Allan - (13-Oct-2019)

Case: [REDACTED] User: pkosecki 10/13/2019

### Scottsdale Police Department Crime Lab Volatiles Analysis

Sample:	1291272	Vial:	27
Description:	[REDACTED]	LIMS ID:	[REDACTED]
Method:	ethanol quant.M	Sequence:	11Oct19
Instrument:	US14173023 CN14160045	Injection date:	10/11/2019 1:09:05 PM
Data file:	C:\Chem32\1\Data\11Oct19\27.D	Analyst:	Kosecki

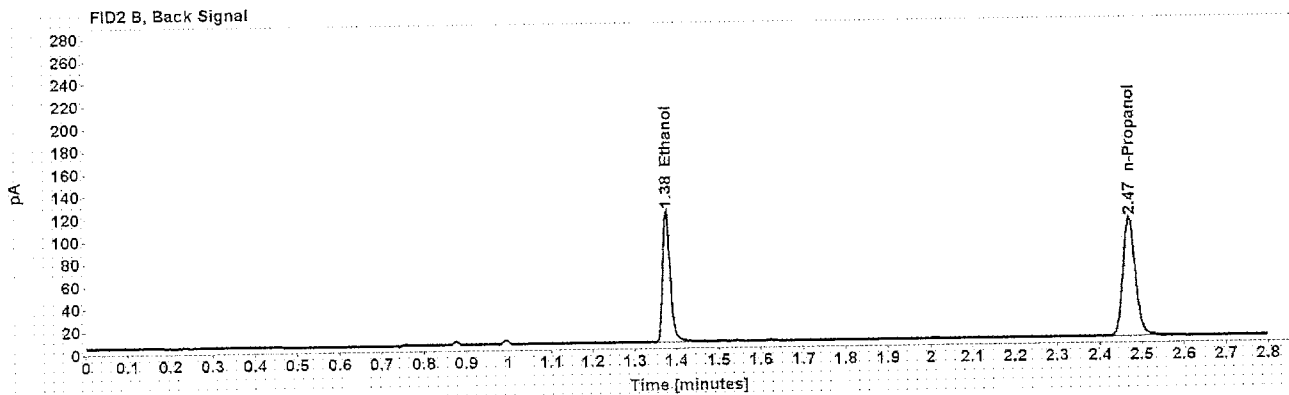
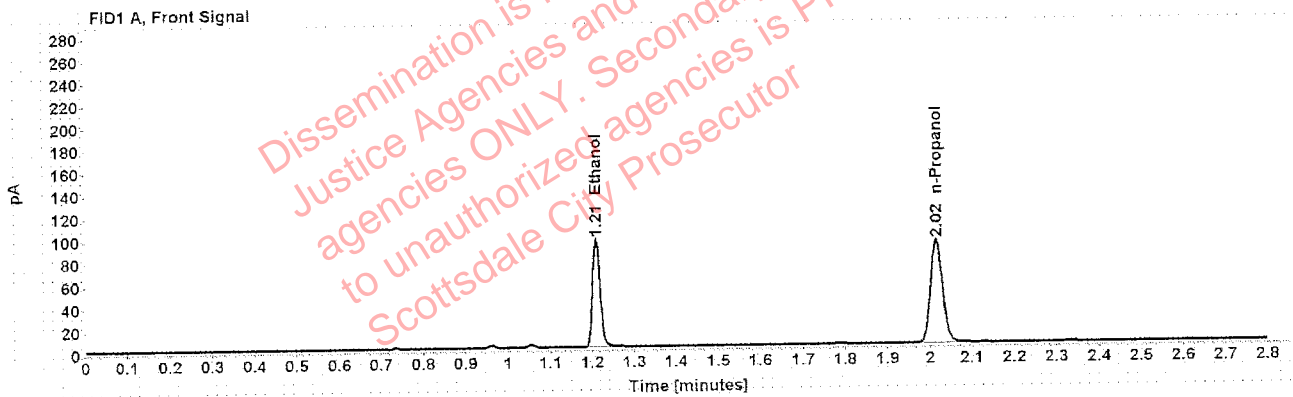


Table 1: FID 1 A (column DB-ALC1)

Compound	Amount (g/100mL)	Time (min)	Peak Area
>Ethanol	0.1885	1.210	122.446
n-Propanol	-----	2.016	182.407

Table 2: FID 2 B (column DB-ALC2)

Compound	Time (min)	Peak Area
Ethanol	1.376	151.207
n-Propanol	2.470	217.166



Case: [REDACTED] User: pkosecki 10/13/2019

### Scottsdale Police Department Crime Lab Volatiles Analysis

Sample:	1291272	Vial:	28
Description:	[REDACTED]	LIMS ID:	[REDACTED]
Method:	ethanol quant.M	Sequence:	11Oct19
Instrument:	US14173023 CN14160045	Injection date:	10/11/2019 1:13:04 PM
Data file:	C:\Chem32\1\Data\11Oct19\28.D	Analyst:	Kosecki

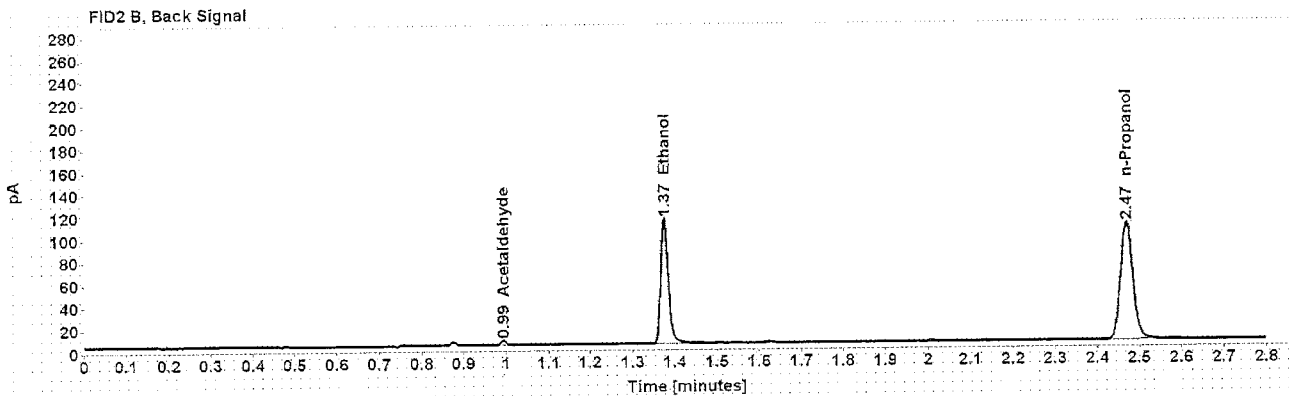
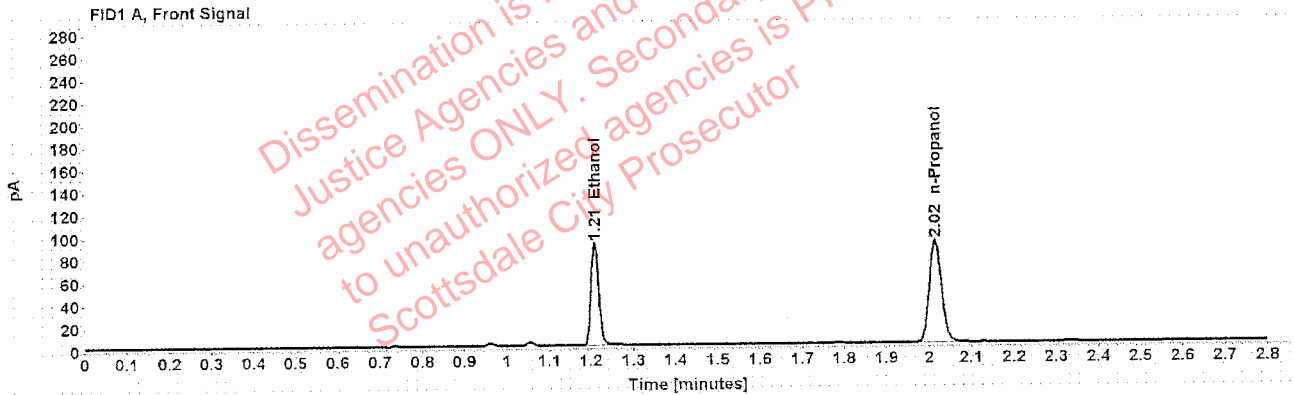


Table 1: FID 1 A (column DB-ALC1)

Compound	Amount (g/100mL)	Time (min)	Peak Area
>Ethanol	0.1803	1.209	116.261
n-Propanol	-----	2.015	181.031

Table 2: FID 2 B (column DB-ALC2)

Compound	Time (min)	Peak Area
Acetaldehyde	0.993	3.860
Ethanol	1.375	143.798
n-Propanol	2.469	215.880

### Scottsdale Police Department Crime Lab Volatiles Analysis

Sample:	1291608	Vial:	29
Description:	[REDACTED]	LIMS ID:	[REDACTED]
Method:	ethanol quant.M	Sequence:	11Oct19
Instrument:	US14173023 CN14160045	Injection date:	10/11/2019 1:17:05 PM
Data file:	C:\Chem32\1\Data\11Oct19\29.D	Analyst:	Kosecki

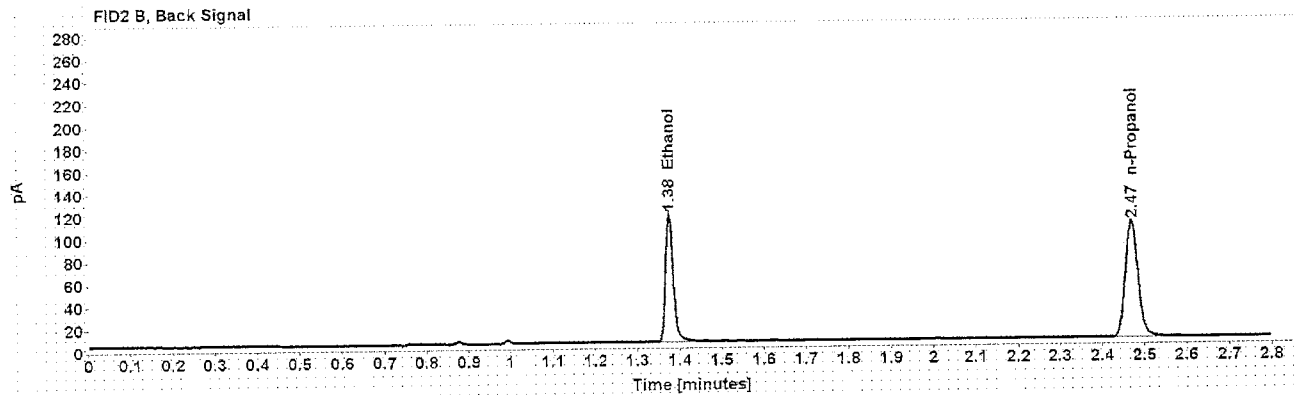
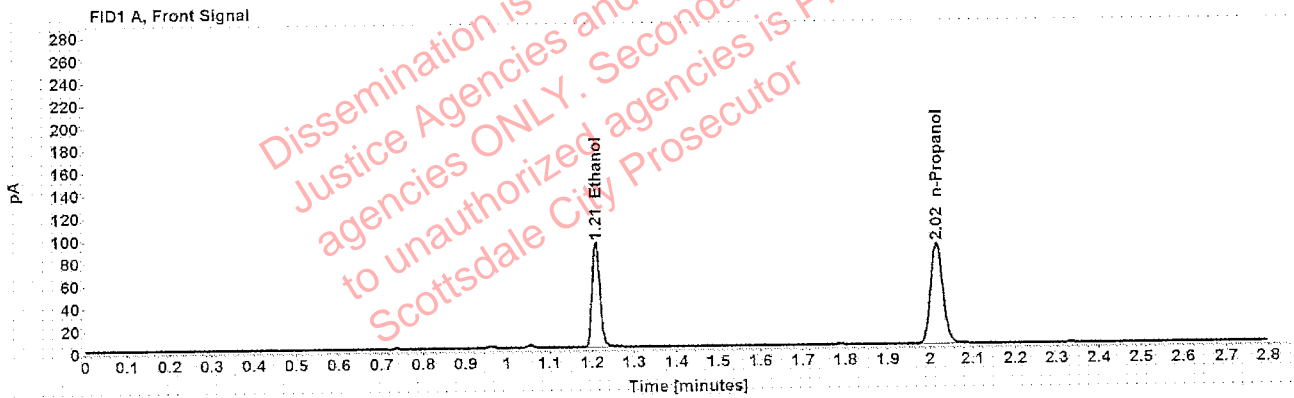


Table 1: FID 1 A (column DB-ALC1)

Compound	Amount (g/100mL)	Time (min)	Peak Area
>Ethanol	0.1876	1.209	119.208
n-Propanol	-----	2.015	178.398

Table 2: FID 2 B (column DB-ALC2)

Compound	Time (min)	Peak Area
Ethanol	1.375	147.321
n-Propanol	2.469	213.749

Case: [REDACTED] User: pkosecki 10/13/2019

### Scottsdale Police Department Crime Lab Volatiles Analysis

Sample:	1291608	Vial:	30
Description:	[REDACTED]	LIMS ID:	[REDACTED]
Method:	ethanol quant.M	Sequence:	11Oct19
Instrument:	US14173023 CN14160045	Injection date:	10/11/2019 1:21:06 PM
Data file:	C:\Chem32\1\Data\11Oct19\30.D	Analyst:	Kosecki

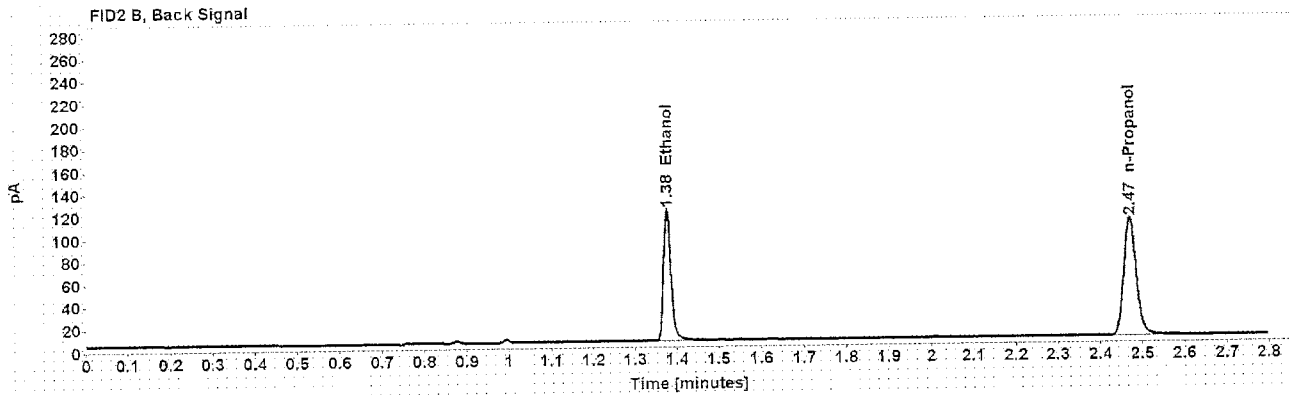
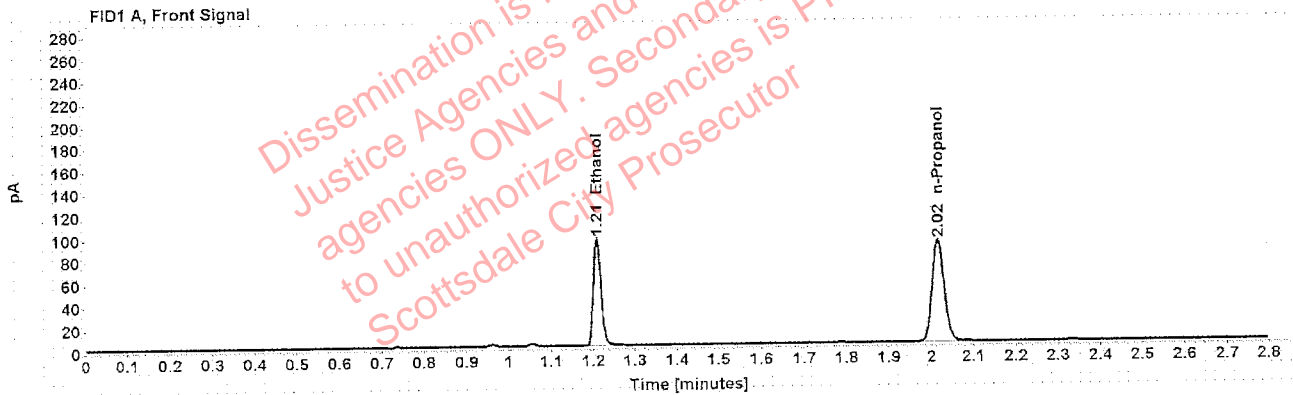


Table 1: FID 1 A (column DB-ALC1)

Compound	Amount (g/100mL)	Time (min)	Peak Area
>Ethanol	0.1889	1.210	121.693
n-Propanol	-----	2.016	180.844

Table 2: FID 2 B (column DB-ALC2)

Compound	Time (min)	Peak Area
Ethanol	1.377	150.460
n-Propanol	2.470	217.273

Case: [REDACTED] User: pkosecki 10/13/2019

### Scottsdale Police Department Crime Lab Volatiles Analysis

Sample:	1246110	Vial:	32
Description:	[REDACTED]	LIMS ID:	[REDACTED]
Method:	ethanol quant.M	Sequence:	11Oct19
Instrument:	US14173023 CN14160045	Injection date:	10/11/2019 1:29:21 PM
Data file:	C:\Chem32\1\Data\11Oct19\32.D	Analyst:	Kosecki

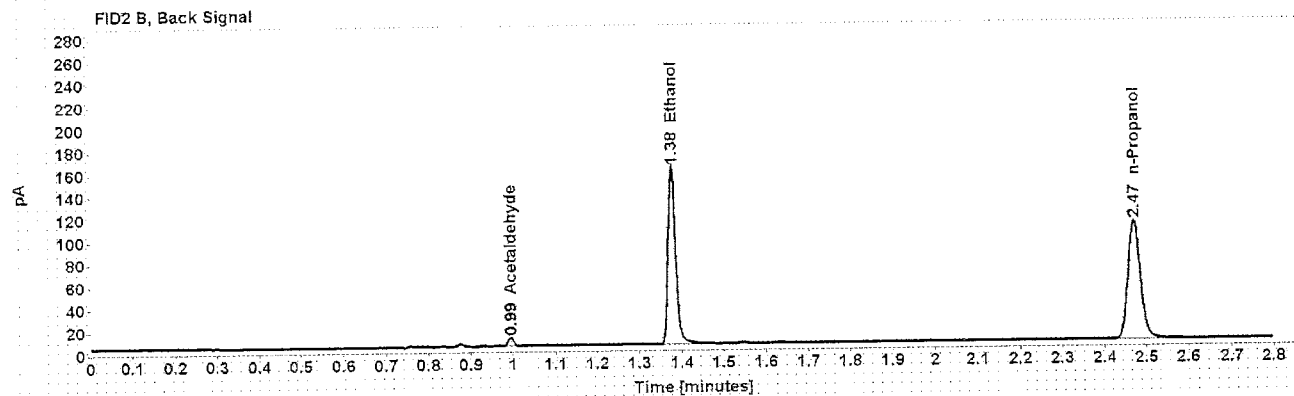
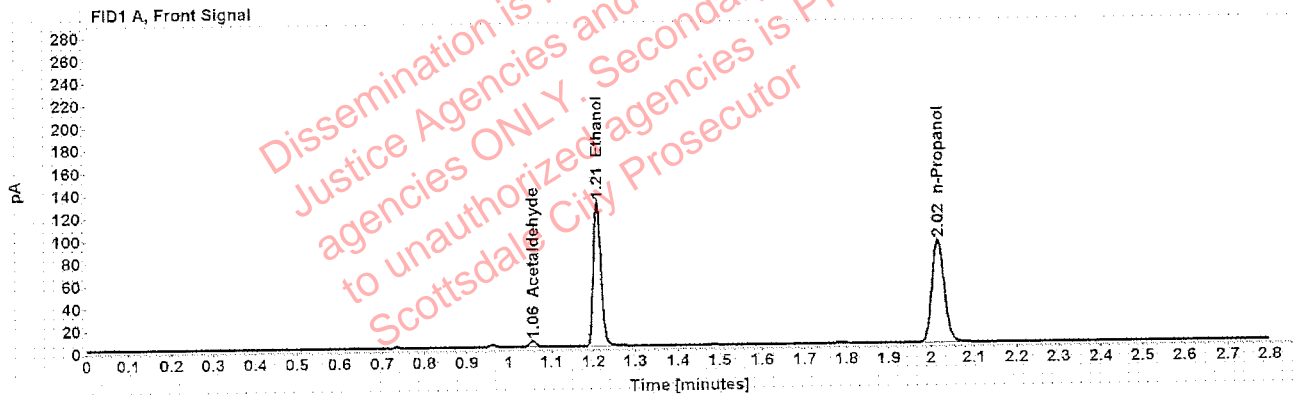


Table 1: FID 1 A (column DB-ALC1)

Compound	Amount (g/100mL)	Time (min)	Peak Area
Acetaldehyde	-----	1.056	5.349
>Ethanol	0.2521	1.210	164.291
n-Propanol	-----	2.016	182.649

Table 2: FID 2 B (column DB-ALC2)

Compound	Time (min)	Peak Area
Acetaldehyde	0.994	6.945
Ethanol	1.376	200.925
n-Propanol	2.470	219.146

### Scottsdale Police Department Crime Lab Volatiles Analysis

Sample:	1246110	Vial:	33
Description:	[REDACTED]	LIMS ID:	[REDACTED]
Method:	ethanol quant.M	Sequence:	11Oct19
Instrument:	US14173023 CN14160045	Injection date:	10/11/2019 1:33:20 PM
Data file:	C:\Chem32\1\Data\11Oct19\33.D	Analyst:	Kosecki

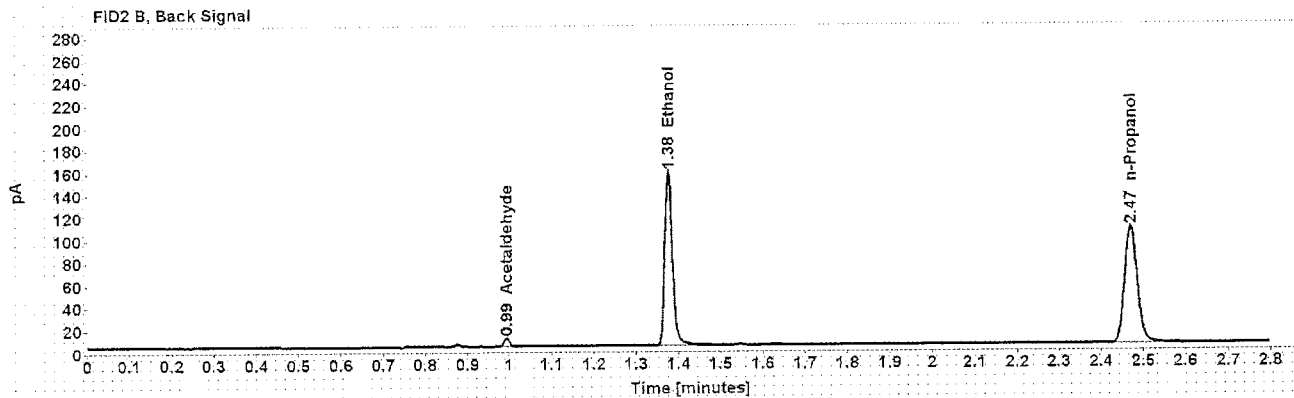
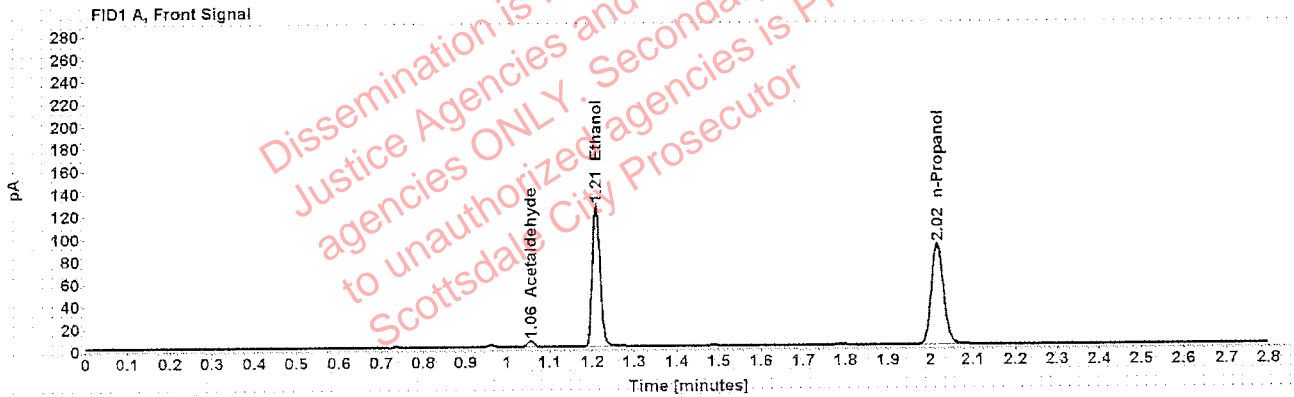


Table 1: FID 1 A (column DB-ALC1)

Compound	Amount (g/100mL)	Time (min)	Peak Area
Acetaldehyde	-----	1.055	5.398
>Ethanol	0.2514	1.210	160.882
n-Propanol	-----	2.016	179.400

Table 2: FID 2 B (column DB-ALC2)

Compound	Time (min)	Peak Area
Acetaldehyde	0.994	7.009
Ethanol	1.376	196.736
n-Propanol	2.470	215.320

Case: [REDACTED] User: pkosecki 10/13/2019

### Scottsdale Police Department Crime Lab Volatiles Analysis

Sample:	1282508	Vial:	34
Description:	[REDACTED]	LIMS ID:	[REDACTED]
Method:	ethanol quant.M	Sequence:	11Oct19
Instrument:	US14173023 CN14160045	Injection date:	10/11/2019 1:37:19 PM
Data file:	C:\Chem32\1\Data\11Oct19\34.D	Analyst:	Kosecki

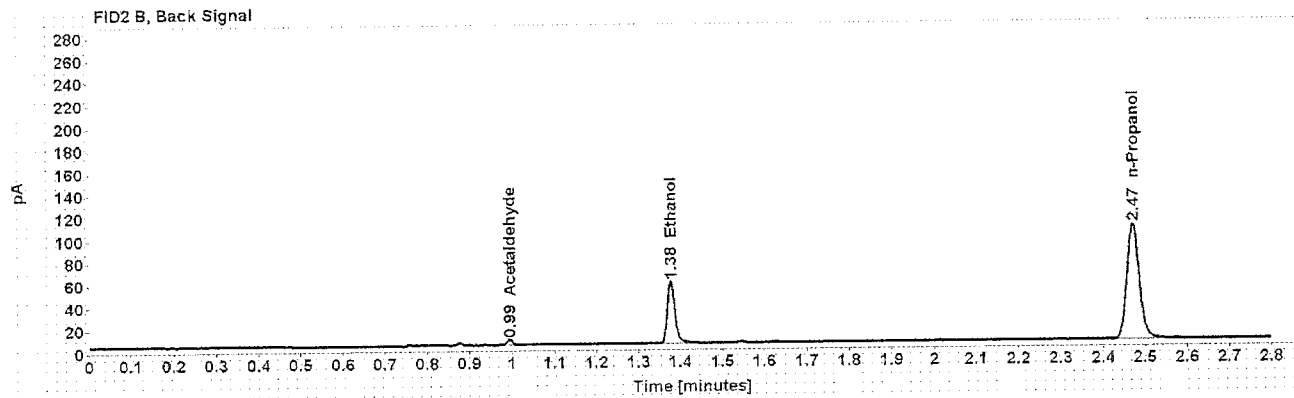
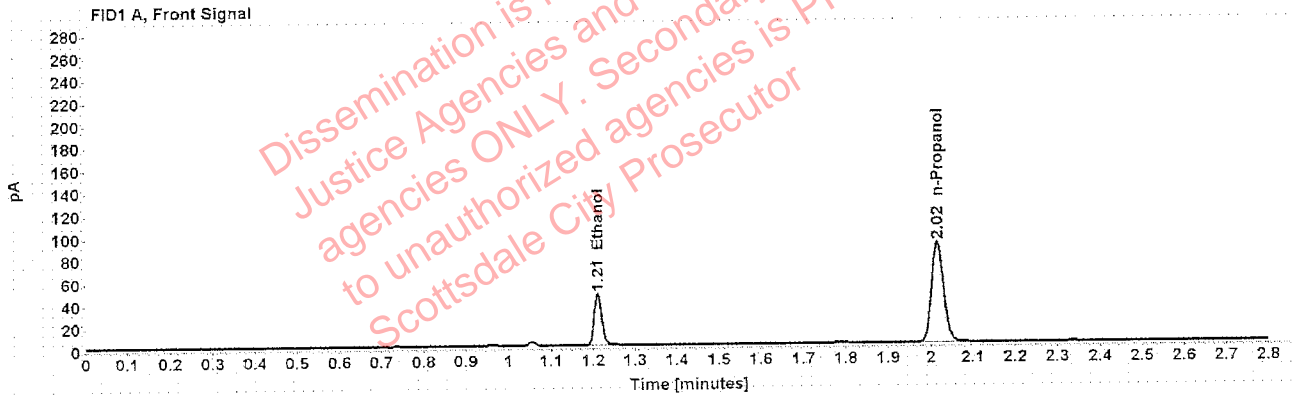


Table 1: FID 1 A (column DB-ALC1)

Compound	Amount (g/100mL)	Time (min)	Peak Area
>Ethanol	0.0931	1.211	58.828
n-Propanol	-----	2.016	178.443

Table 2: FID 2 B (column DB-ALC2)

Compound	Time (min)	Peak Area
Acetaldehyde	0.994	4.429
Ethanol	1.377	71.528
n-Propanol	2.470	214.038

### Scottsdale Police Department Crime Lab Volatiles Analysis

Sample:	1282508	Vial:	35
Description:	[REDACTED]	LIMS ID:	[REDACTED]
Method:	ethanol quant.M	Sequence:	11Oct19
Instrument:	US14173023 CN14160045	Injection date:	10/11/2019 1:41:20 PM
Data file:	C:\Chem32\1\Data\11Oct19\35.D	Analyst:	Kosecki

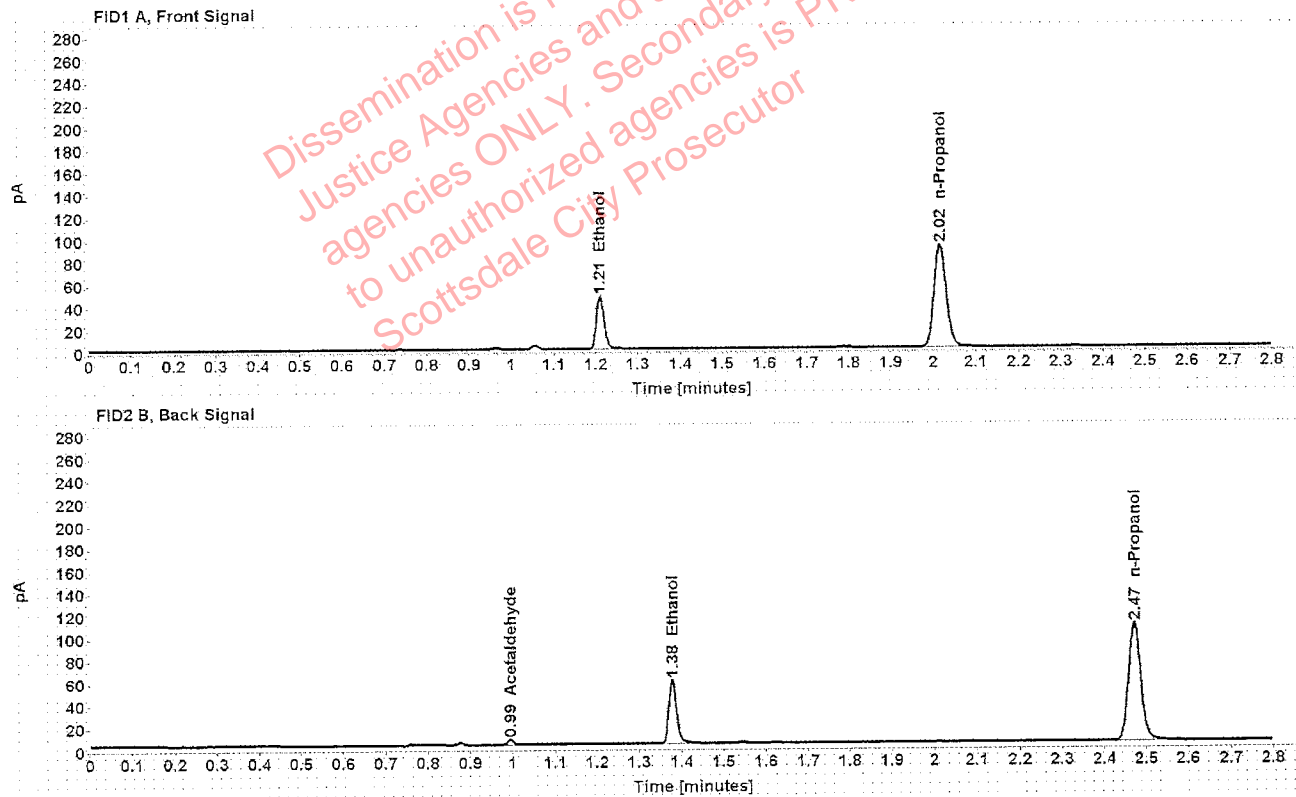


Table 1: FID 1 A (column DB-ALC1)

Compound	Amount (g/100mL)	Time (min)	Peak Area
>Ethanol	0.0937	1.211	60.279
n-Propanol	-----	2.016	181.692

Table 2: FID 2 B (column DB-ALC2)

Compound	Time (min)	Peak Area
Acetaldehyde	0.994	4.436
Ethanol	1.377	73.437
n-Propanol	2.471	217.827

### Scottsdale Police Department Crime Lab Volatiles Analysis

Sample:	1290595	Vial:	36
Description:	[REDACTED]	LIMS ID:	[REDACTED]
Method:	ethanol quant.M	Sequence:	11Oct19
Instrument:	US14173023 CN14160045	Injection date:	10/11/2019 1:45:20 PM
Data file:	C:\Chem32\11\Data\11Oct19\36.D	Analyst:	Kosecki

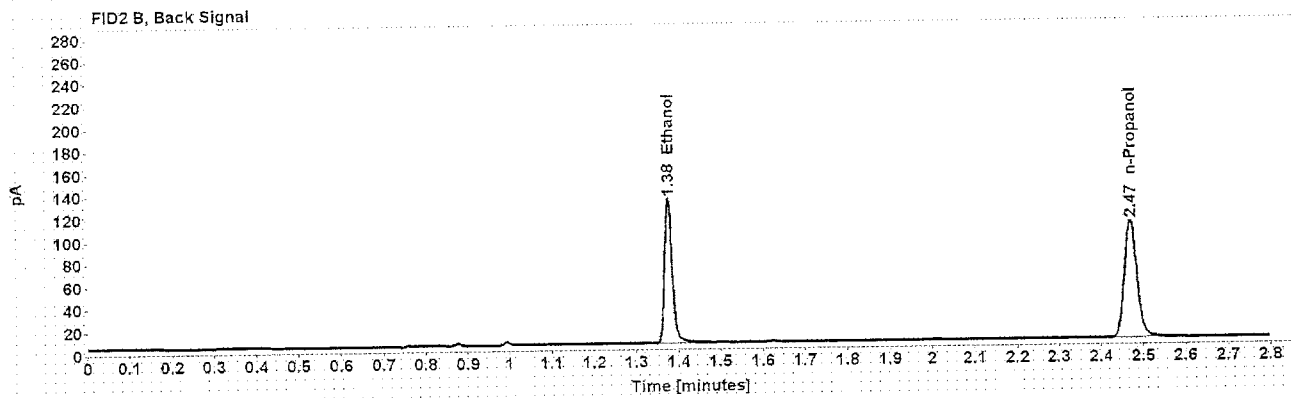
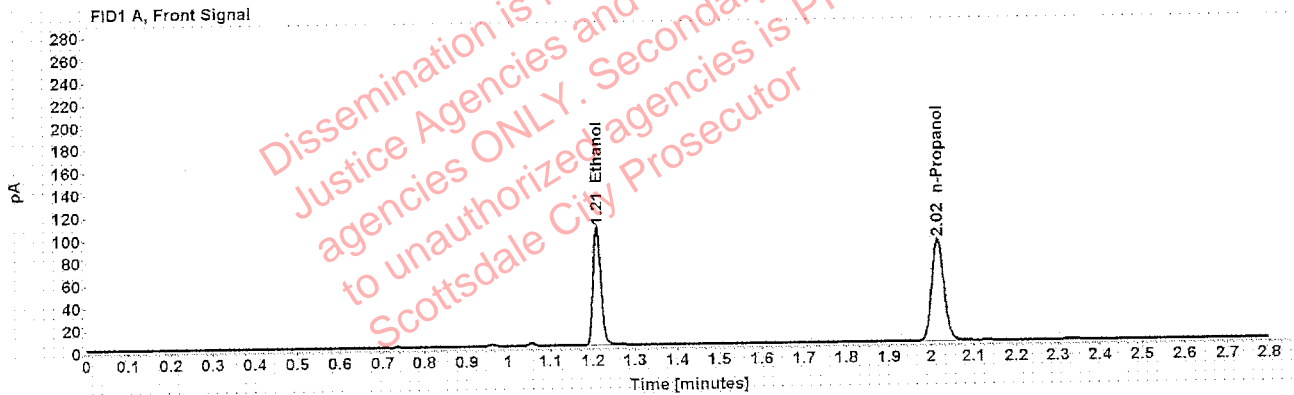


Table 1: FID 1 A (column DB-ALC1)

Compound	Amount (g/100mL)	Time (min)	Peak Area
>Ethanol	0.2087	1.210	134.583
n-Propanol	-----	2.016	180.925

Table 2: FID 2 B (column DB-ALC2)

Compound	Time (min)	Peak Area
Ethanol	1.376	165.987
n-Propanol	2.470	215.728



Case: [REDACTED] User: pkosecki 10/13/2019

### Scottsdale Police Department Crime Lab Volatiles Analysis

Sample:	1290595	Vial:	37
Description:	[REDACTED]	LIMS ID:	[REDACTED]
Method:	ethanol quant.M	Sequence:	11Oct19
Instrument:	US14173023 CN14160045	Injection date:	10/11/2019 1:49:35 PM
Data file:	C:\Chem32\11Data\11Oct19\37.D	Analyst:	Kosecki

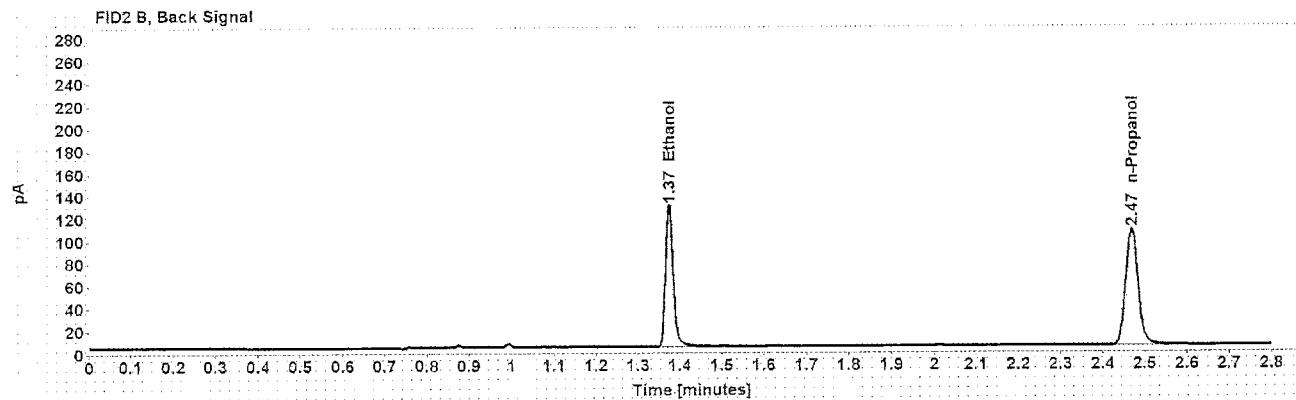
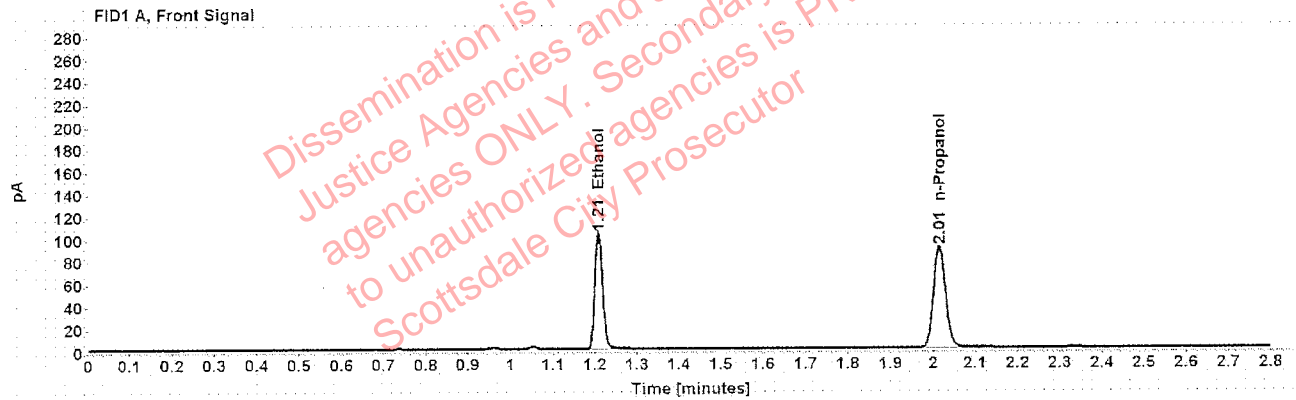


Table 1: FID 1 A (column DB-ALC1)

Compound	Amount (g/100mL)	Time (min)	Peak Area
>Ethanol	0.2064	1.209	132.183
n-Propanol	-----	2.015	179.669

Table 2: FID 2 B (column DB-ALC2)

Compound	Time (min)	Peak Area
Ethanol	1.374	163.113
n-Propanol	2.468	214.349

[REDACTED] : Kosecki, Patrick Allen - (13-Oct-2019)

Case: [REDACTED] User: pkosecki 10/13/2019

### Scottsdale Police Department Crime Lab Volatiles Analysis

Sample:	1291449	Vial:	38
Description:	[REDACTED]	LIMS ID:	[REDACTED]
Method:	ethanol quant.M	Sequence:	11Oct19
Instrument:	US14173023 CN14160045	Injection date:	10/11/2019 1:53:36 PM
Data file:	C:\Chem32\1\Data\11Oct19\38.D	Analyst:	Kosecki

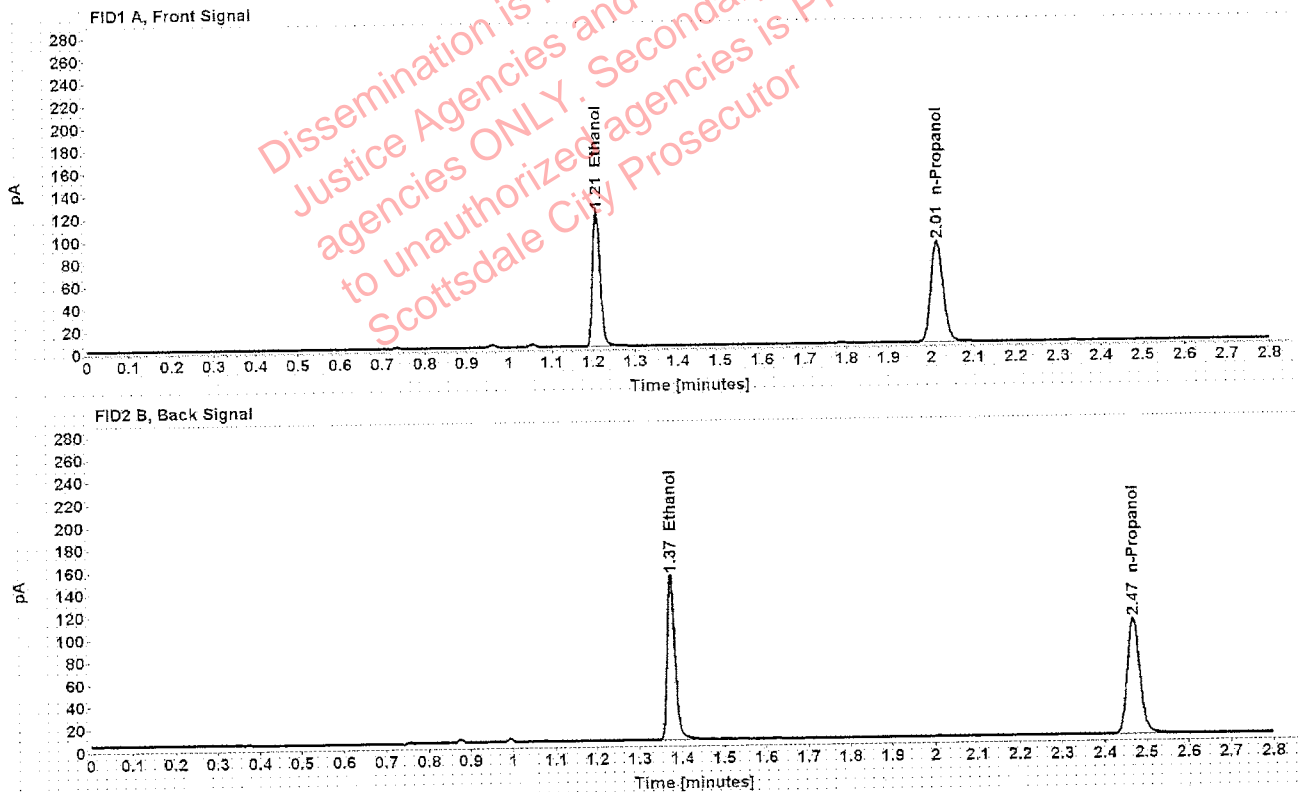


Table 1: FID 1 A (column DB-ALC1)

Compound	Amount (g/100mL)	Time (min)	Peak Area
>Ethanol	0.2402	1.209	153.596
n-Propanol	-----	2.015	179.256

Table 2: FID 2 B (column DB-ALC2)

Compound	Time (min)	Peak Area
Ethanol	1.374	189.789
n-Propanol	2.469	214.776

Case: [REDACTED] User: pkosecki 10/13/2019

### Scottsdale Police Department Crime Lab Volatiles Analysis

Sample:	1291449	Vial:	39
Description:	[REDACTED]	LIMS ID:	[REDACTED]
Method:	ethanol quant.M	Sequence:	11Oct19
Instrument:	US14173023 CN14160045	Injection date:	10/11/2019 1:57:35 PM
Data file:	C:\Chem32\1\Data\11Oct19\39.D	Analyst:	Kosecki

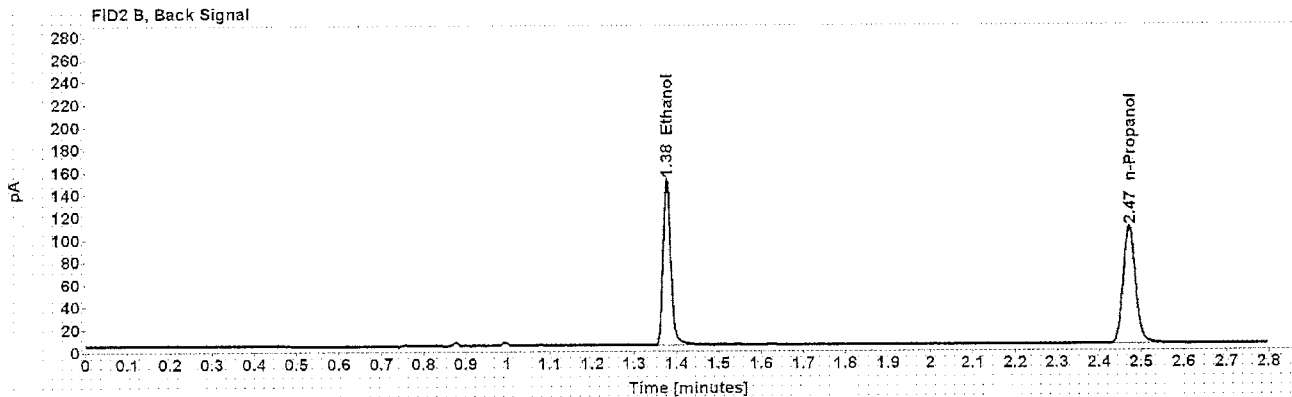
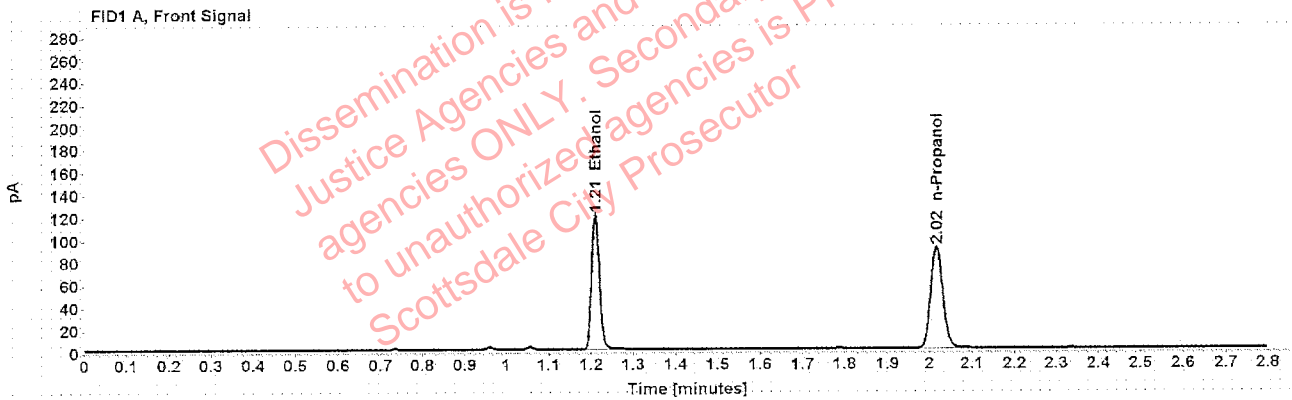


Table 1: FID 1 A (column DB-ALC1)

Compound	Amount (g/100mL)	Time (min)	Peak Area
>Ethanol	0.2381	1.210	153.403
n-Propanol	-----	2.016	180.644

Table 2: FID 2 B (column DB-ALC2)

Compound	Time (min)	Peak Area
Ethanol	1.377	189.753
n-Propanol	2.471	215.862

[REDACTED] : Kosecki, Patrick Allan - (13-Oct-2019)

Case: [REDACTED] User: pkosecki 10/13/2019

### Scottsdale Police Department Crime Lab Volatiles Analysis

Sample:	1289517	Vial:	40
Description:	[REDACTED]	LIMS ID:	[REDACTED]
Method:	ethanol quant.M	Sequence:	11Oct19
Instrument:	US14173023 CN14160045	Injection date:	10/11/2019 2:01:35 PM
Data file:	C:\Chem32\1\Data\11Oct19\40.D	Analyst:	Kosecki

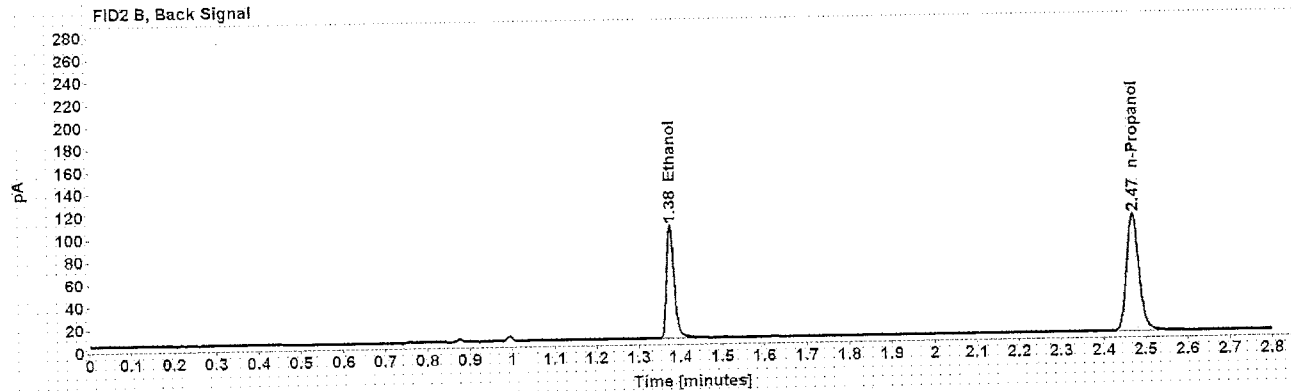
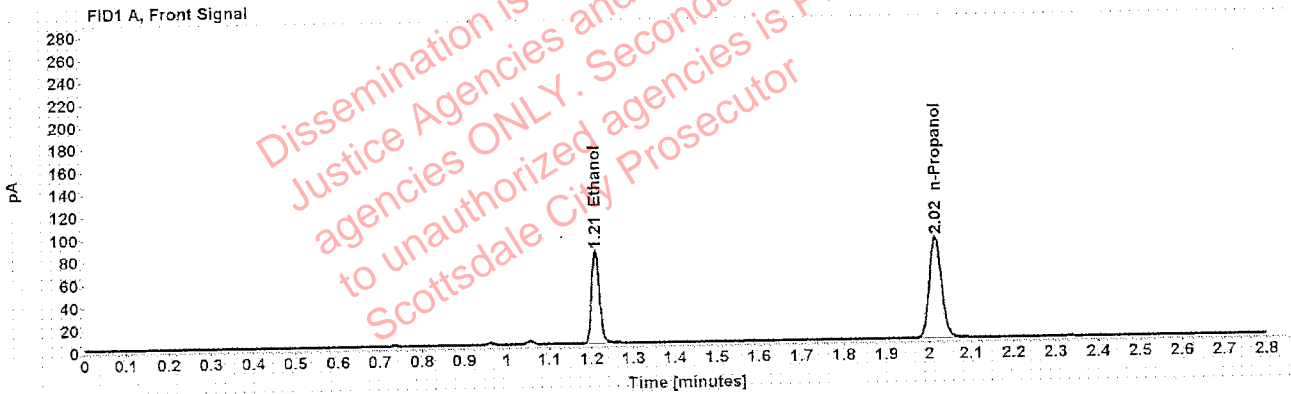


Table 1: FID 1 A (column DB-ALC1)

Compound	Amount (g/100mL)	Time (min)	Peak Area
>Ethanol	0.1641	1.210	105.414
n-Propanol	-----	2.015	180.462

Table 2: FID 2 B (column DB-ALC2)

Compound	Time (min)	Peak Area
Ethanol	1.376	130.683
n-Propanol	2.470	216.444

### Scottsdale Police Department Crime Lab Volatiles Analysis

Sample:	1289517	Vial:	41
Description:	[REDACTED]	LIMS ID:	[REDACTED]
Method:	ethanol quant.M	Sequence:	11Oct19
Instrument:	US14173023 CN14160045	Injection date:	10/11/2019 2:05:35 PM
Data file:	C:\Chem32\1\Data\11Oct19\41.D	Analyst:	Kosecki

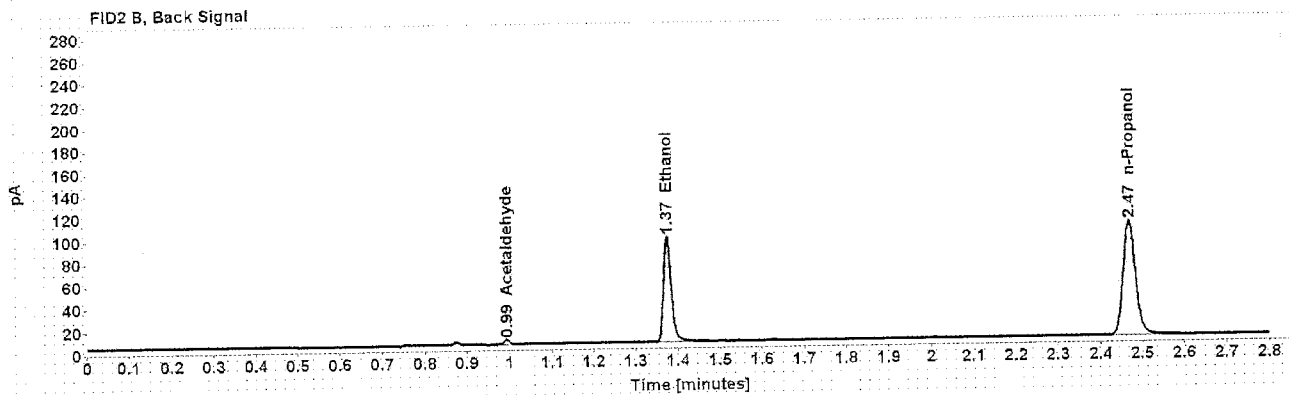
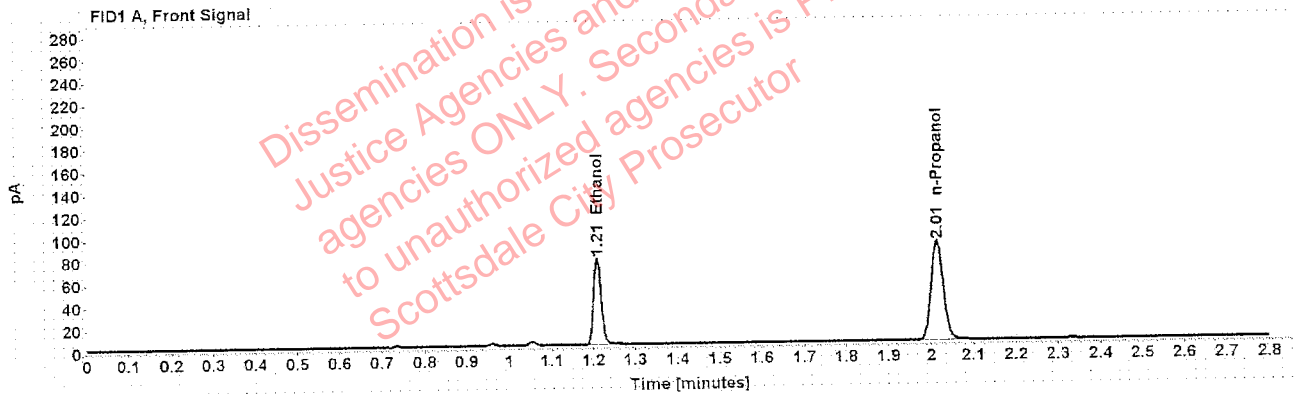


Table 1: FID 1 A (column DB-ALC1)

Compound	Amount (g/100mL)	Time (min)	Peak Area
>Ethanol	0.1563	1.209	97.663
n-Propanol	-----	2.015	175.641

Table 2: FID 2 B (column DB-ALC2)

Compound	Time (min)	Peak Area
Acetaldehyde	0.993	4.026
Ethanol	1.375	121.077
n-Propanol	2.469	210.689

### Scottsdale Police Department Crime Lab Volatiles Analysis

Sample:	1291482	Vial:	43
Description:	[REDACTED]	LIMS ID:	[REDACTED]
Method:	ethanol quant.M	Sequence:	11Oct19
Instrument:	US14173023 CN14160045	Injection date:	10/11/2019 2:13:50 PM
Data file:	C:\Chem32\1\Data\11Oct19\43.D	Analyst:	Kosecki

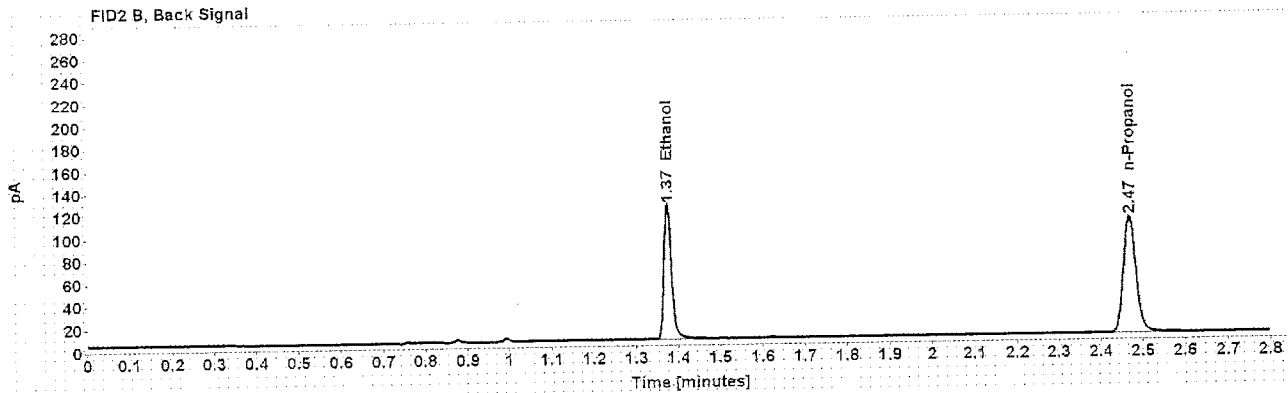
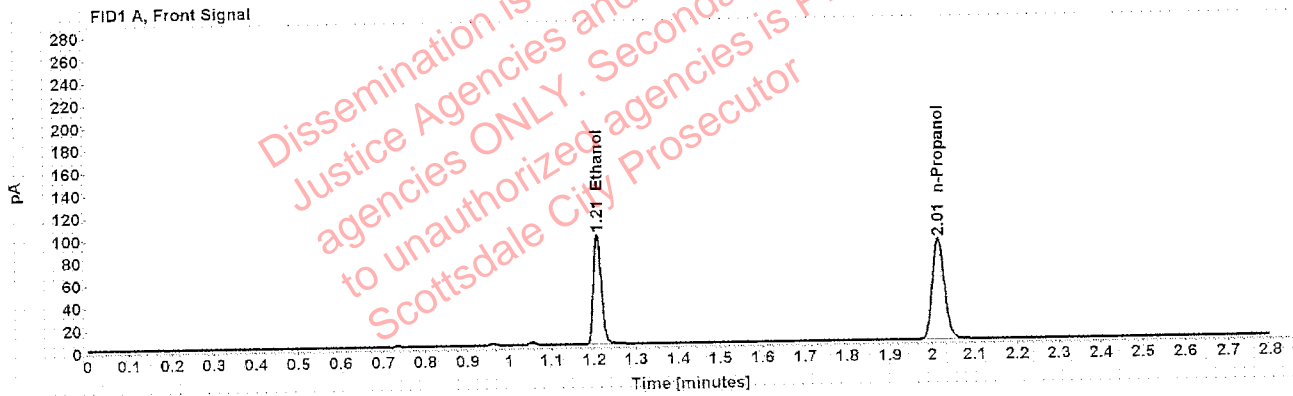


Table 1: FID 1 A (column DB-ALC1)

Compound	Amount (g/100mL)	Time (min)	Peak Area
>Ethanol	0.1961	1.209	125.041
n-Propanol	-----	2.015	178.963

Table 2: FID 2 B (column DB-ALC2)

Compound	Time (min)	Peak Area
Ethanol	1.375	154.121
n-Propanol	2.469	214.453

## Scottsdale Police Department Crime Lab Volatiles Analysis

Sample: 1291482	Vial: 44
Description: [REDACTED]	LIMS ID: [REDACTED]
Method: ethanol quant.M	Sequence: 11Oct19
Instrument: US14173023 CN14160045	Injection date: 10/11/2019 2:17:50 PM
Data file: C:\Chem32\1\Data\11Oct19\44.D	Analyst: Kosecki

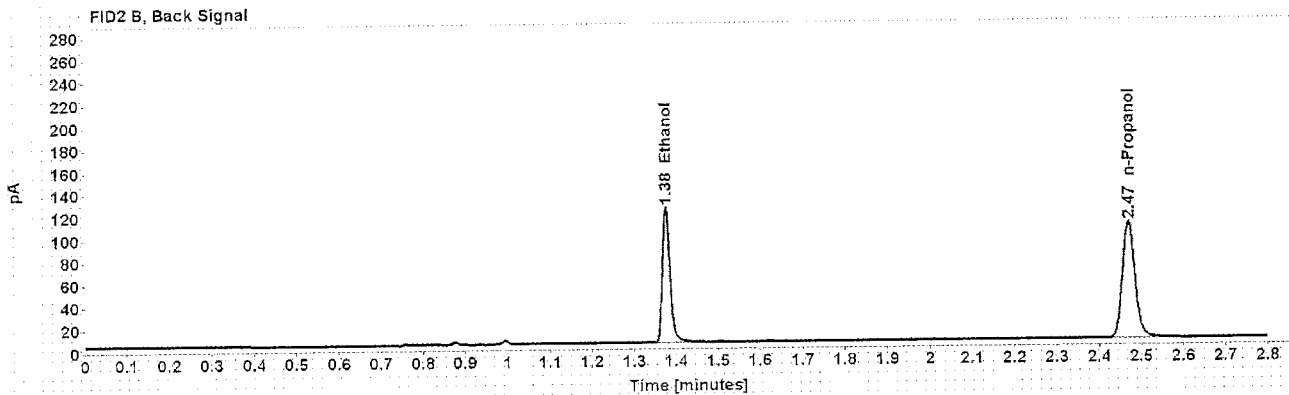
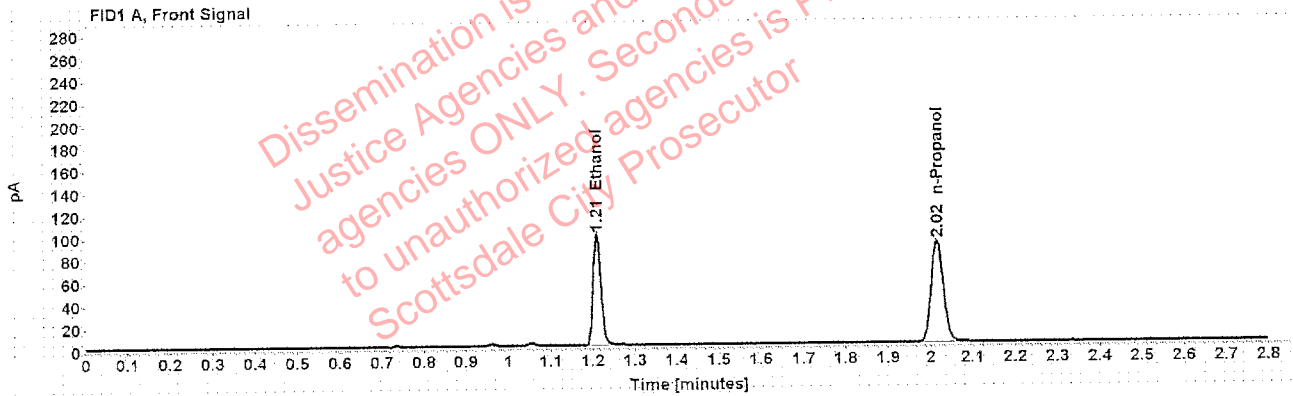


Table 1: FID 1 A (column DB-ALC1)

Compound	Amount (g/100mL)	Time (min)	Peak Area
>Ethanol	0.1971	1.210	126.446
n-Propanol	-----	2.016	180.065

Table 2: FID 2 B (column DB-ALC2)

Compound	Time (min)	Peak Area
Ethanol	1.376	156.054
n-Propanol	2.470	215.383

## Scottsdale Police Department Crime Lab Volatiles Analysis

Sample:	1287389	Vial:	45
Description:	[REDACTED]	LIMS ID:	[REDACTED]
Method:	ethanol quant.M	Sequence:	11Oct19
Instrument:	US14173023 CN14160045	Injection date:	10/11/2019 2:21:49 PM
Data file:	C:\Chem32\1\Data\11Oct19\45.D	Analyst:	Kosecki

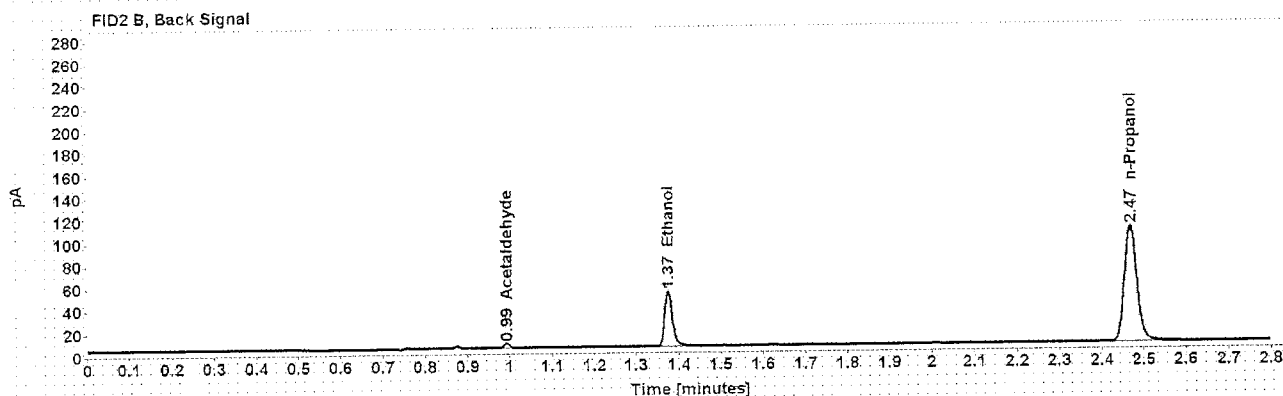
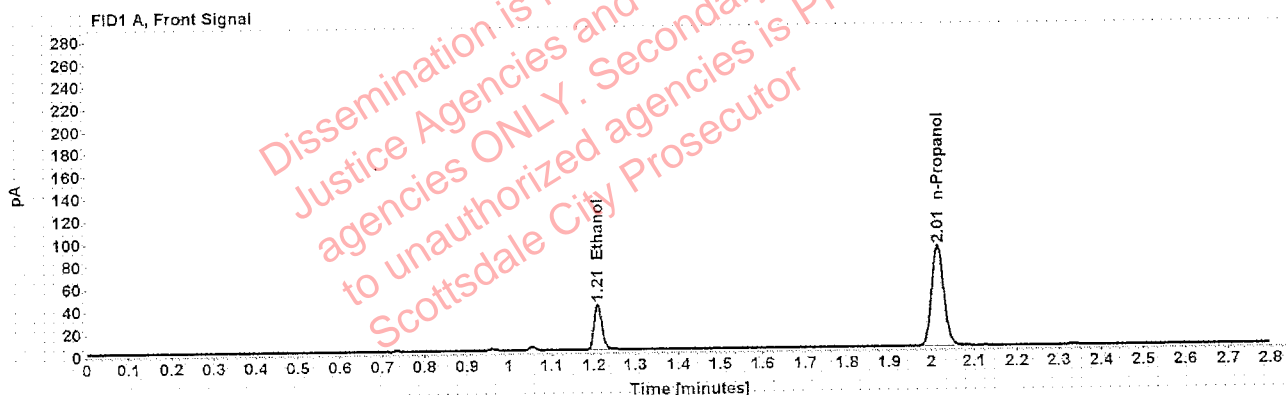


Table 1: FID 1 A (column DB-ALC1)

Compound	Amount (g/100mL)	Time (min)	Peak Area
>Ethanol	0.0827	1.210	52.160
n-Propanol	-----	2.015	178.531

Table 2: FID 2 B (column DB-ALC2)

Compound	Time (min)	Peak Area
Acetaldehyde	0.993	4.079
Ethanol	1.375	63.079
n-Propanol	2.468	214.479



Case: [REDACTED] User: pkosecki 10/13/2019

### Scottsdale Police Department Crime Lab Volatiles Analysis

Sample:	1287389	Vial:	46
Description:	[REDACTED]	LIMS ID:	[REDACTED]
Method:	ethanol quant.M	Sequence:	11Oct19
Instrument:	US14173023 CN14160045	Injection date:	10/11/2019 2:25:51 PM
Data file:	C:\Chem32\1\Data\11Oct19\46.D	Analyst:	Kosecki

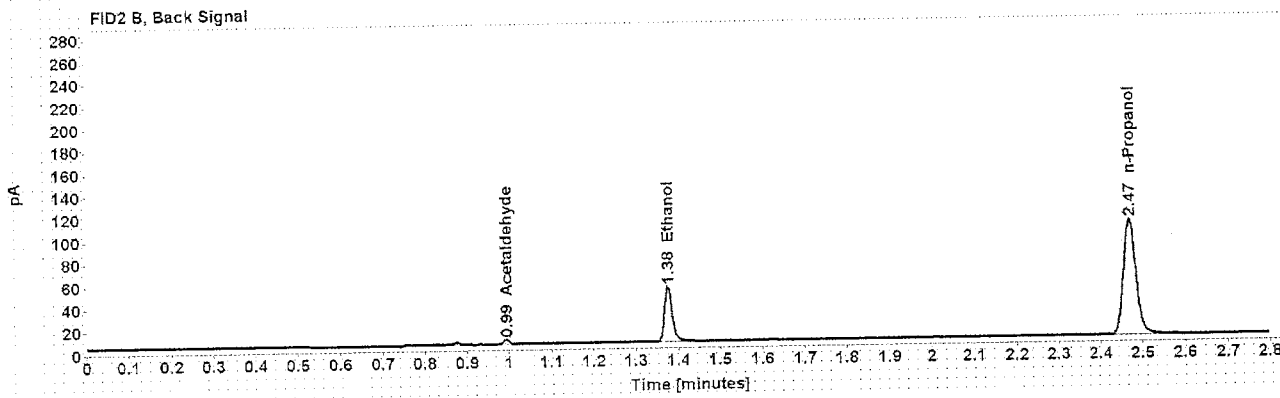
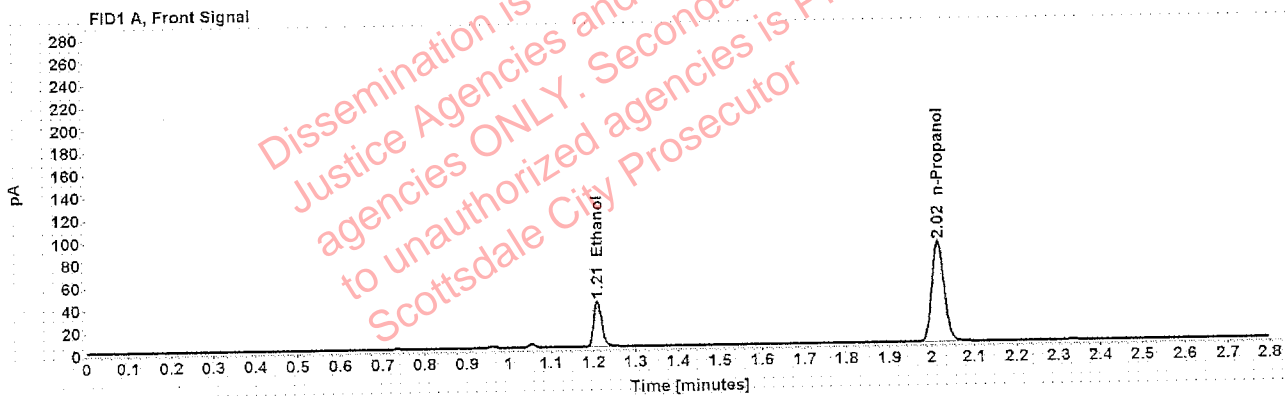


Table 1: FID 1 A (column DB-ALC1)

Compound	Amount (g/100mL)	Time (min)	Peak Area
>Ethanol	0.0829	1.210	52.201
n-Propanol	-----	2.015	178.186

Table 2: FID 2 B (column DB-ALC2)

Compound	Time (min)	Peak Area
Acetaldehyde	0.993	3.933
Ethanol	1.376	63.427
n-Propanol	2.469	213.607

### Scottsdale Police Department Crime Lab Volatiles Analysis

Sample:	1292037	Vial:	47
Description:	[REDACTED]	LIMS ID:	[REDACTED]
Method:	ethanol quant.M	Sequence:	11Oct19
Instrument:	US14173023 CN14160045	Injection date:	10/11/2019 2:29:50 PM
Data file:	C:\Chem32\1\Data\11Oct19\47.D	Analyst:	Kosecki

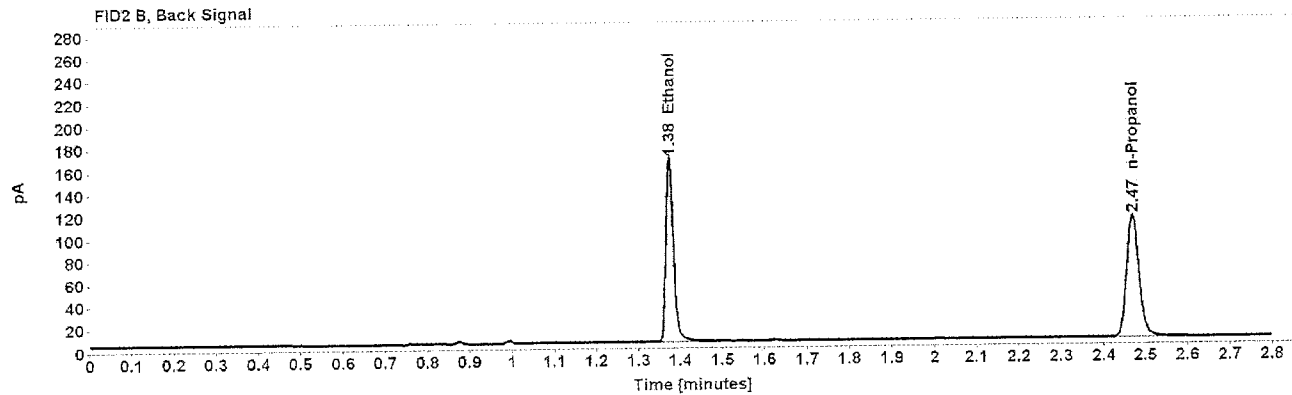
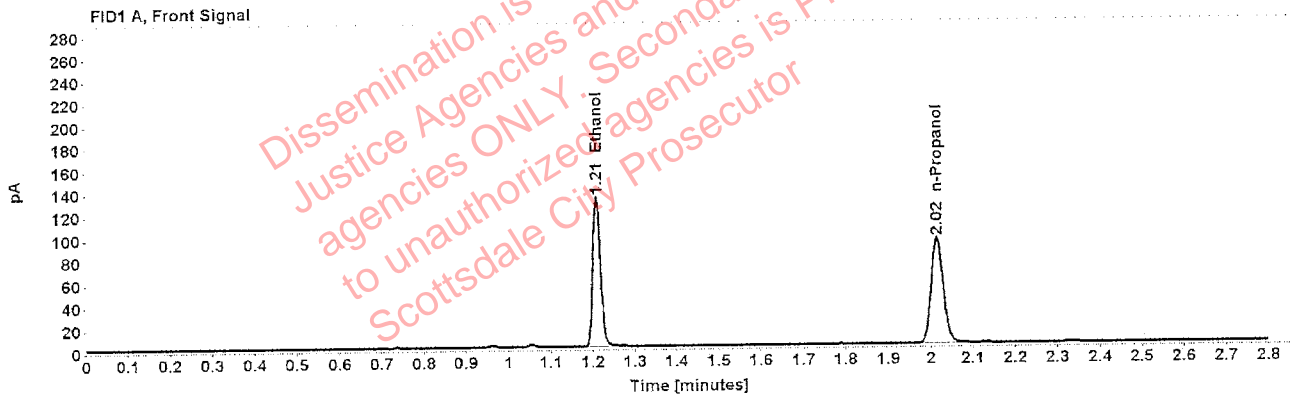


Table 1: FID 1 A (column DB-ALC1)

Compound	Amount (g/100mL)	Time (min)	Peak Area
>Ethanol	0.2546	1.209	170.007
n-Propanol	-----	2.015	187.191

Table 2: FID 2 B (column DB-ALC2)

Compound	Time (min)	Peak Area
Ethanol	1.375	210.518
n-Propanol	2.470	224.556

### Scottsdale Police Department Crime Lab Volatiles Analysis

Sample:	1292037	Vial:	48
Description:	[REDACTED]	LIMS ID:	[REDACTED]
Method:	ethanol quant.M	Sequence:	11Oct19
Instrument:	US14173023 CN14160045	Injection date:	10/11/2019 2:33:50 PM
Data file:	C:\Chem32\1\Data\11Oct19\48.D	Analyst:	Kosecki

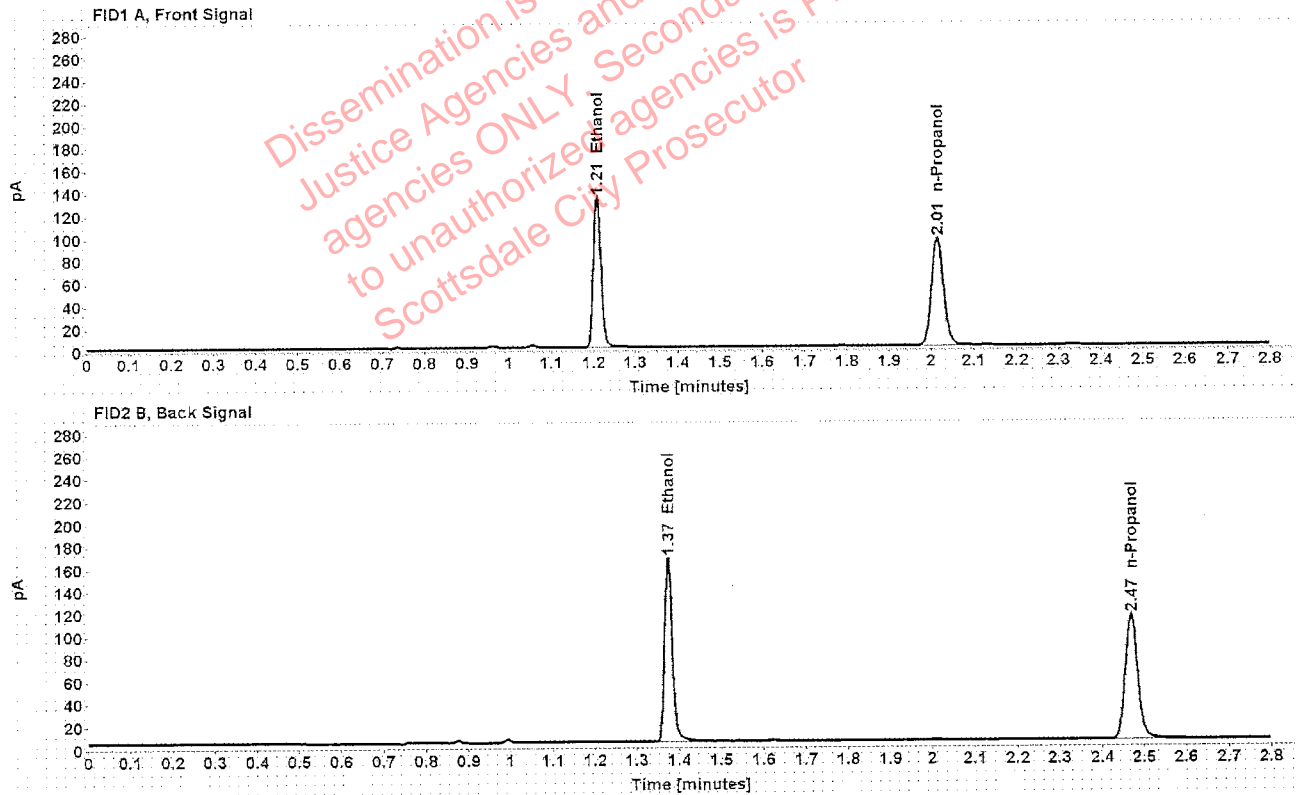


Table 1: FID 1 A (column DB-ALC1)

Compound	Amount (g/100mL)	Time (min)	Peak Area
>Ethanol	0.2505	1.209	170.354
n-Propanol	-----	2.015	190.599

Table 2: FID 2 B (column DB-ALC2)

Compound	Time (min)	Peak Area
Ethanol	1.374	210.676
n-Propanol	2.468	230.056

### Scottsdale Police Department Crime Lab Volatiles Analysis

Sample:	1292239	Vial:	49
Description:	[REDACTED]	LIMS ID:	[REDACTED]
Method:	ethanol quant.M	Sequence:	11Oct19
Instrument:	US14173023 CN14160045	Injection date:	10/11/2019 2:38:05 PM
Data file:	C:\Chem32\1\Data\11Oct19\49.D	Analyst:	Kosecki

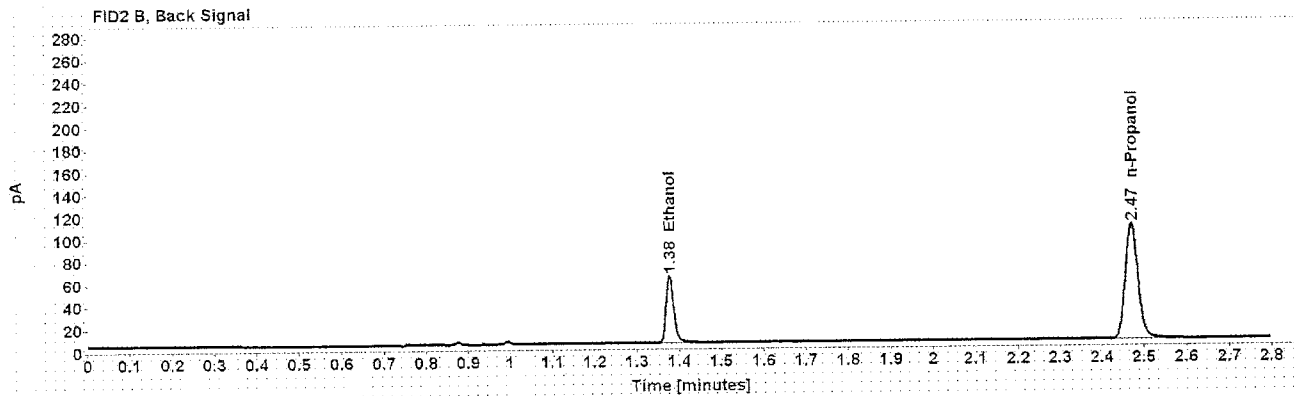
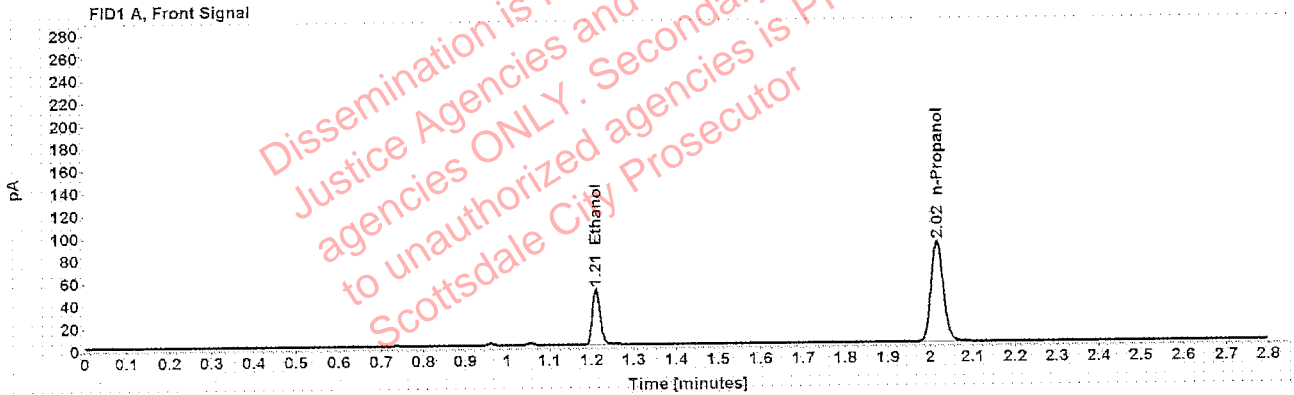


Table 1: FID 1 A (column DB-ALC1)

Compound	Amount (g/100mL)	Time (min)	Peak Area
>Ethanol	0.1008	1.211	63.782
n-Propanol	-----	2.016	178.516

Table 2: FID 2 B (column DB-ALC2)

Compound	Time (min)	Peak Area
Ethanol	1.377	77.094
n-Propanol	2.471	214.095

### Scottsdale Police Department Crime Lab Volatiles Analysis

Sample:	1292239	Vial:	50
Description:	[REDACTED]	LIMS ID:	[REDACTED]
Method:	ethanol quant.M	Sequence:	11Oct19
Instrument:	US14173023 CN14160045	Injection date:	10/11/2019 2:42:05 PM
Data file:	C:\Chem32\1\Data\11Oct19\50.D	Analyst:	Kosecki

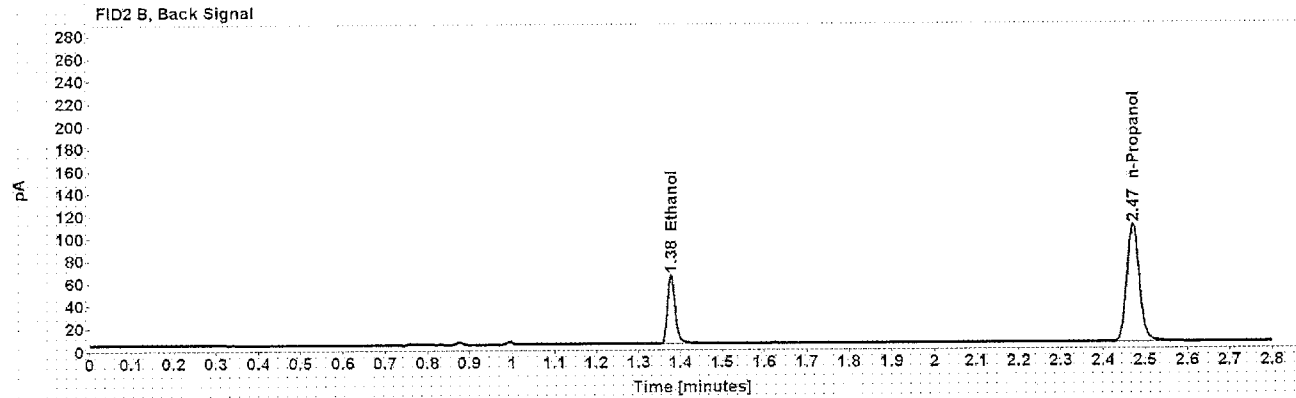
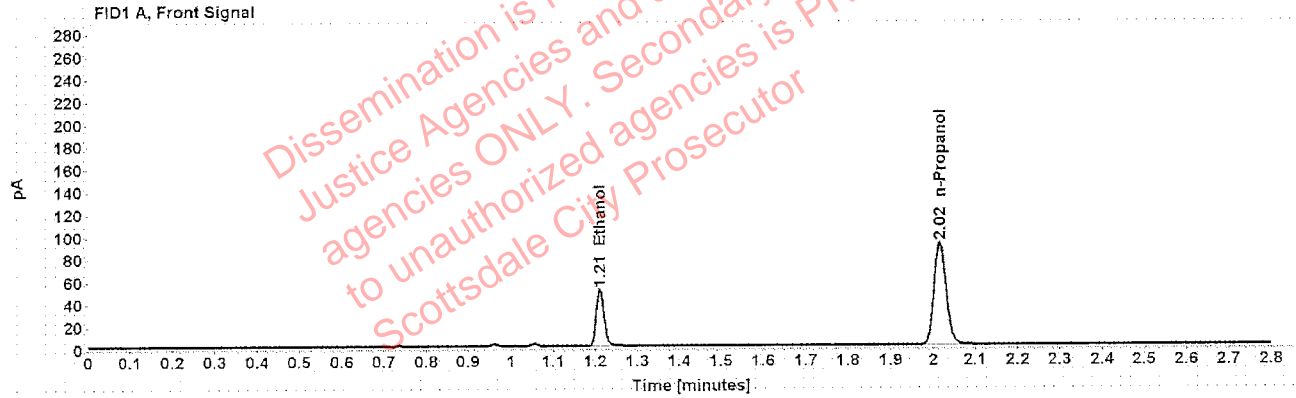


Table 1: FID 1 A (column DB-ALC1)

Compound	Amount (g/100mL)	Time (min)	Peak Area
>Ethanol	0.1003	1.211	64.353
n-Propanol	-----	2.016	181.134

Table 2: FID 2 B (column DB-ALC2)

Compound	Time (min)	Peak Area
Ethanol	1.377	78.104
n-Propanol	2.470	217.085

Case: [REDACTED] User: pkosecki 10/13/2019

### Scottsdale Police Department Crime Lab Volatiles Analysis

Sample:	1290006	Vial:	51
Description:	[REDACTED]	LIMS ID:	[REDACTED]
Method:	ethanol quant.M	Sequence:	11Oct19
Instrument:	US14173023 CN14160045	Injection date:	10/11/2019 2:46:05 PM
Data file:	C:\Chem32\1\Data\11Oct19\51.D	Analyst:	Kosecki

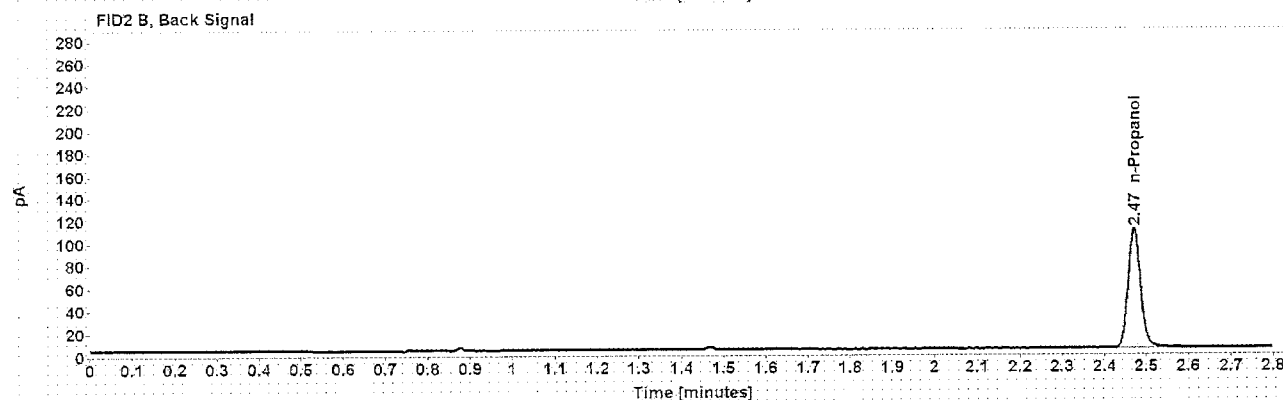


Table 1: FID 1 A (column DB-ALC1)

Compound	Amount (g/100mL)	Time (min)	Peak Area
n-Propanol	-----	2.016	183.752

Table 2: FID 2 B (column DB-ALC2)

Compound	Time (min)	Peak Area
n-Propanol	2.471	219.814

### Scottsdale Police Department Crime Lab Volatiles Analysis

Sample:	1290006	Vial:	52
Description:	[REDACTED]	LIMS ID:	[REDACTED]
Method:	ethanol quant.M	Sequence:	11Oct19
Instrument:	US14173023 CN14160045	Injection date:	10/11/2019 2:50:05 PM
Data file:	C:\Chem32\1\Data\11Oct19\52.D	Analyst:	Kosecki

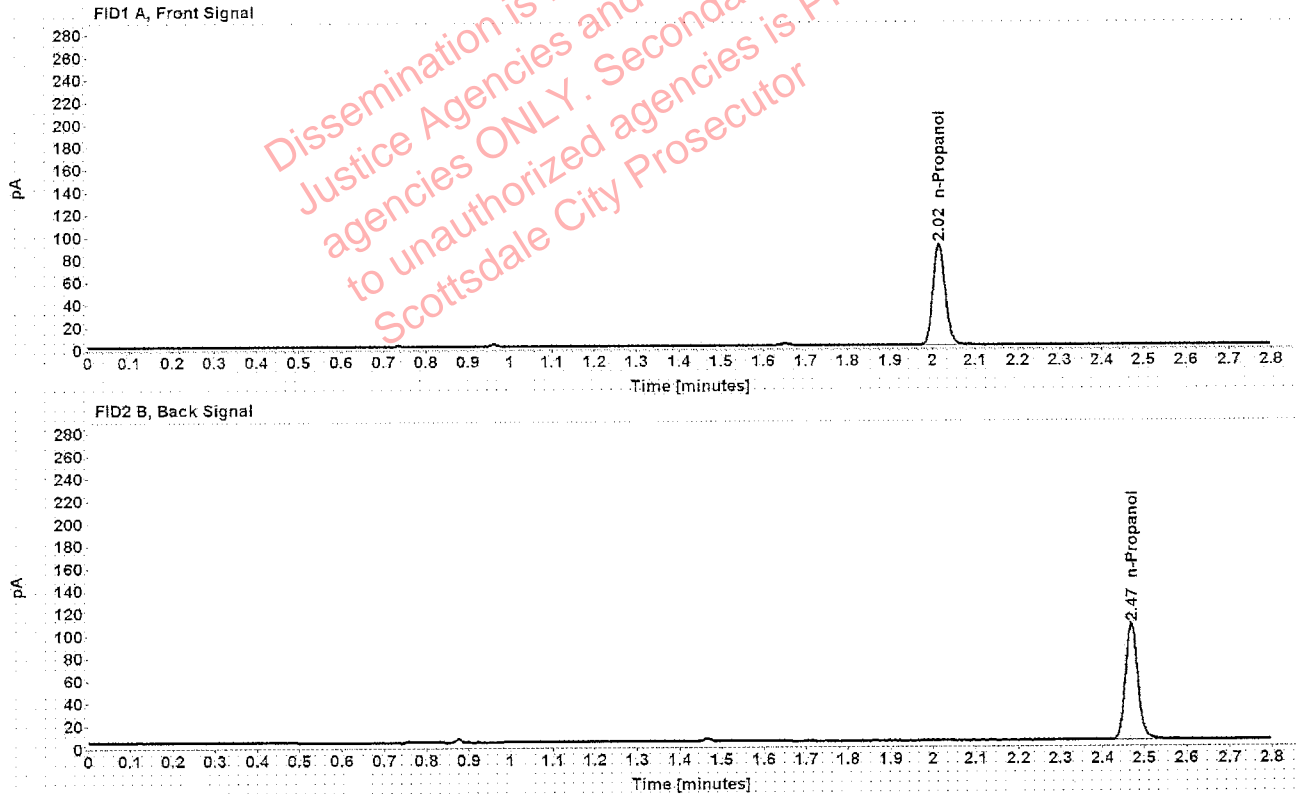


Table 1: FID 1 A (column DB-ALC1)

Compound	Amount (g/100mL)	Time (min)	Peak Area
n-Propanol	-----	2.015	179.297

Table 2: FID 2 B (column DB-ALC2)

Compound	Time (min)	Peak Area
n-Propanol	2.469	214.709

### Scottsdale Police Department Crime Lab Volatiles Analysis

Sample:	1292068	Vial:	54
Description:	[REDACTED]	LIMS ID:	[REDACTED]
Method:	ethanol quant.M	Sequence:	11Oct19
Instrument:	US14173023 CN14160045	Injection date:	10/11/2019 2:58:05 PM
Data file:	C:\Chem32\1\Data\11Oct19\54.D	Analyst:	Kosecki

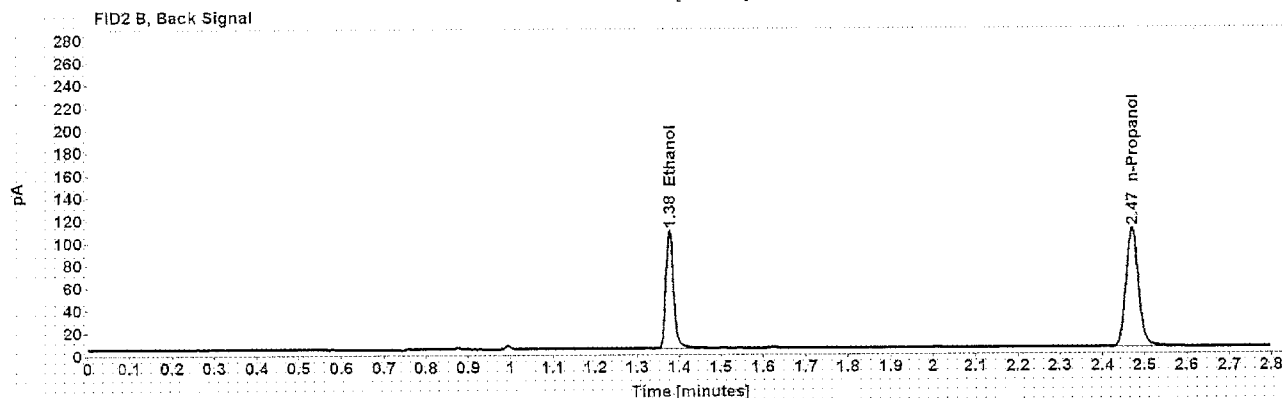
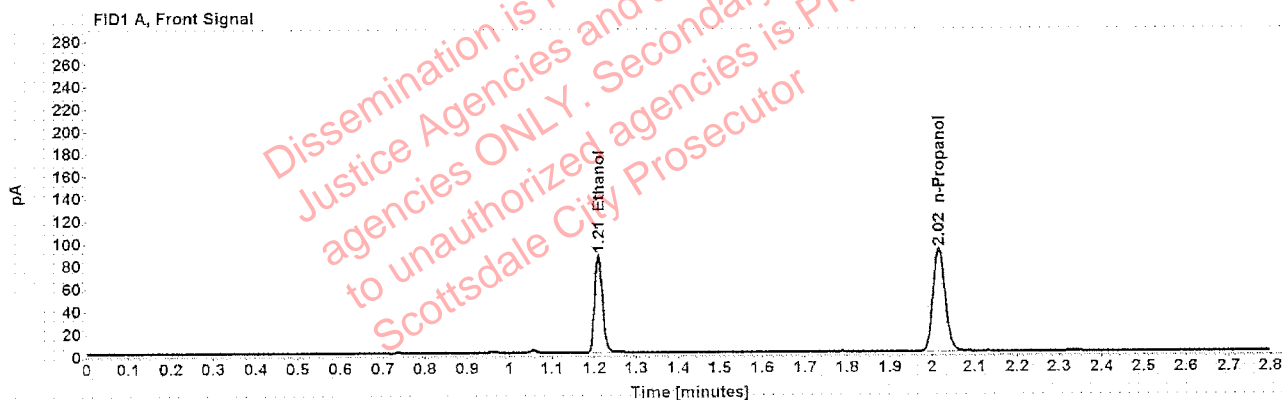


Table 1: FID 1 A (column DB-ALC1)

Compound	Amount (g/100mL)	Time (min)	Peak Area
>Ethanol	0.1694	1.210	110.283
n-Propanol	-----	2.016	182.934

Table 2: FID 2 B (column DB-ALC2)

Compound	Time (min)	Peak Area
Ethanol	1.376	136.330
n-Propanol	2.470	220.487



Case: [REDACTED] User: pkosecki 10/13/2019

### Scottsdale Police Department Crime Lab Volatiles Analysis

Sample:	1292068	Vial:	55
Description:	[REDACTED]	LIMS ID:	[REDACTED]
Method:	ethanol quant.M	Sequence:	11Oct19
Instrument:	US14173023 CN14160045	Injection date:	10/11/2019 3:02:20 PM
Data file:	C:\Chem32\1\Data\11Oct19\55.D	Analyst:	Kosecki

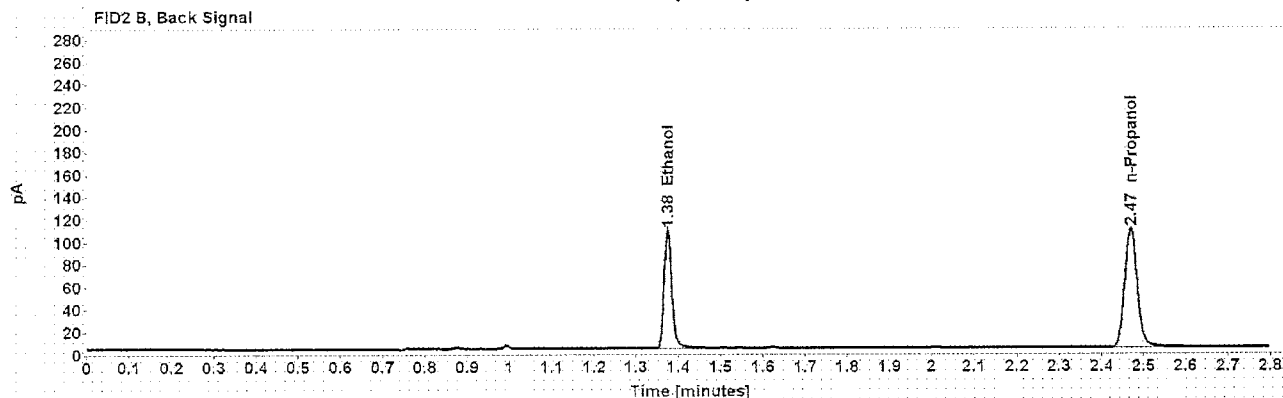
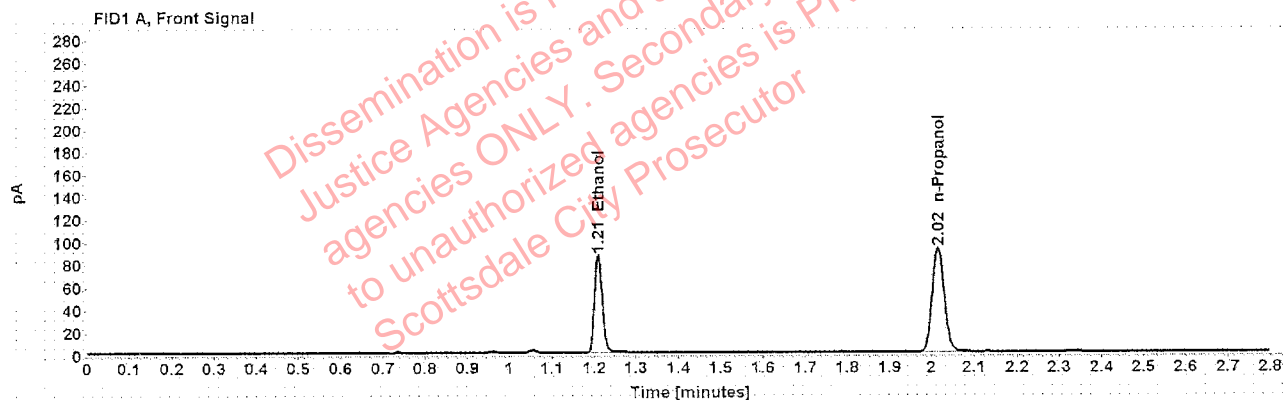


Table 1: FID 1 A (column DB-ALC1)

Compound	Amount (g/100mL)	Time (min)	Peak Area
>Ethanol	0.1693	1.209	110.711
n-Propanol	-----	2.015	183.684

Table 2: FID 2 B (column DB-ALC2)

Compound	Time (min)	Peak Area
Ethanol	1.375	136.529
n-Propanol	2.469	221.063

### Scottsdale Police Department Crime Lab Volatiles Analysis

Sample:	1288287	Vial:	56
Description:	[REDACTED]	LIMS ID:	[REDACTED]
Method:	ethanol quant.M	Sequence:	11Oct19
Instrument:	US14173023 CN14160045	Injection date:	10/11/2019 3:06:20 PM
Data file:	C:\Chem32\1\Data\11Oct19\56.D	Analyst:	Kosecki

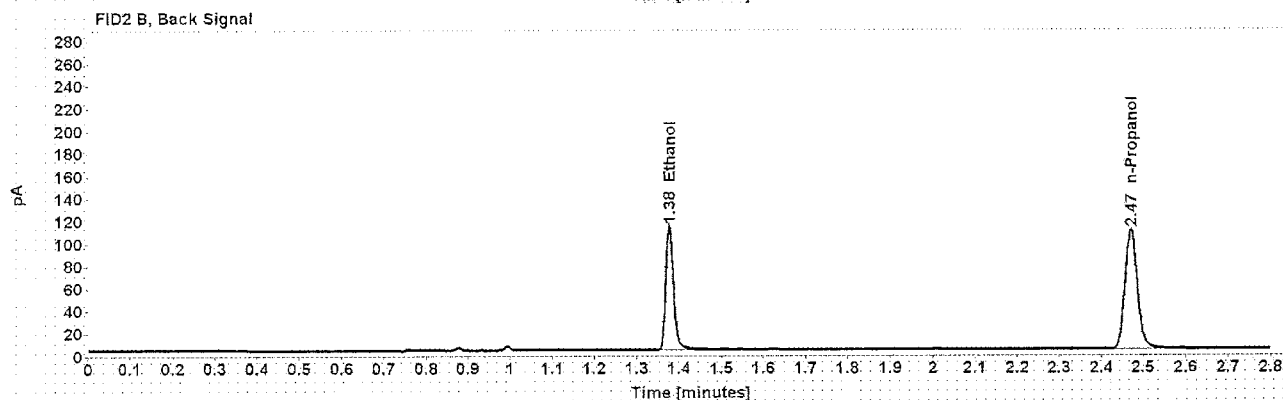
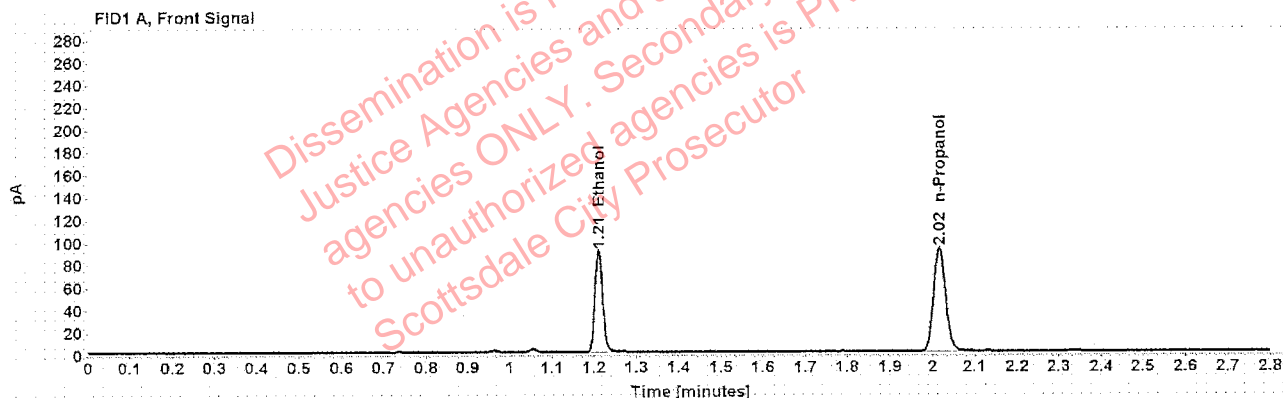


Table 1: FID 1 A (column DB-ALC1)

Compound	Amount (g/100mL)	Time (min)	Peak Area
>Ethanol	0.1773	1.211	116.112
n-Propanol	-----	2.016	183.879

Table 2: FID 2 B (column DB-ALC2)

Compound	Time (min)	Peak Area
Ethanol	1.377	143.846
n-Propanol	2.471	220.295

Case: [REDACTED] User: pkosecki 10/13/2019

### Scottsdale Police Department Crime Lab Volatiles Analysis

Sample:	1288287	Vial:	57
Description:	[REDACTED]	LIMS ID:	[REDACTED]
Method:	ethanol quant.M	Sequence:	11Oct19
Instrument:	US14173023 CN14160045	Injection date:	10/11/2019 3:10:20 PM
Data file:	C:\Chem32\1\Data\11Oct19\57.D	Analyst:	Kosecki

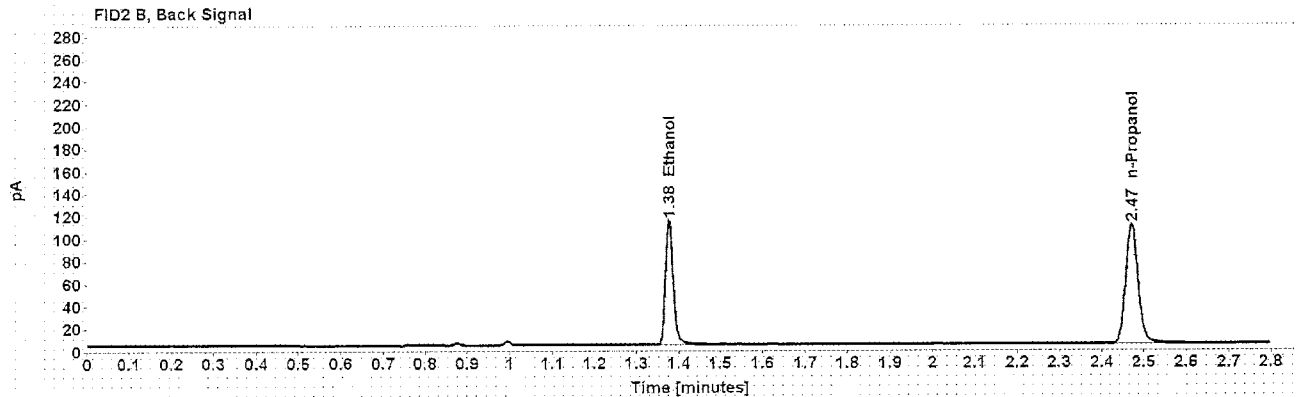
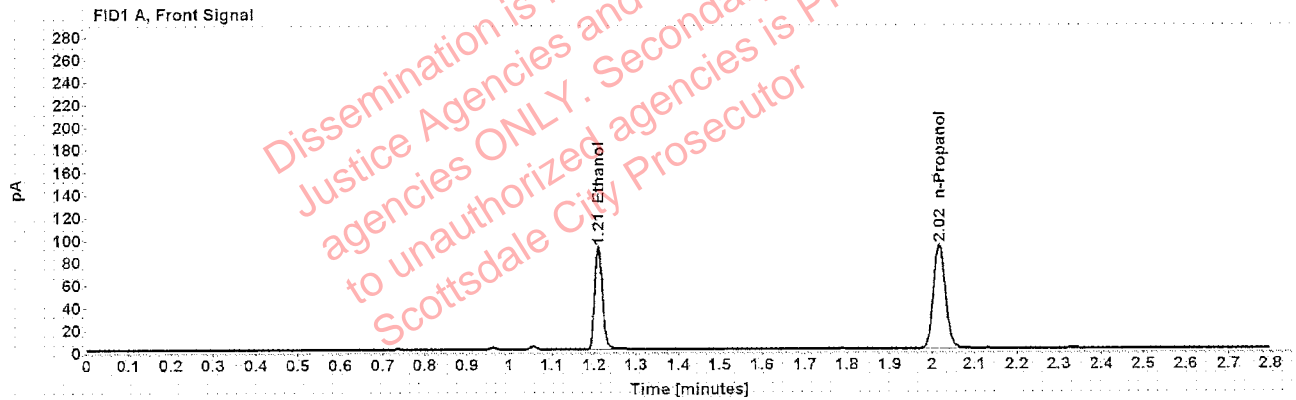


Table 1: FID 1 A (column DB-ALC1)

Compound	Amount (g/100mL)	Time (min)	Peak Area
>Ethanol	0.1781	1.211	116.853
n-Propanol	-----	2.016	184.217

Table 2: FID 2 B (column DB-ALC2)

Compound	Time (min)	Peak Area
Ethanol	1.377	144.642
n-Propanol	2.471	221.218

### Scottsdale Police Department Crime Lab Volatiles Analysis

Sample:	1291195	Vial:	58
Description:	[redacted]	LIMS ID:	[redacted]
Method:	ethanol quant.M	Sequence:	11Oct19
Instrument:	US14173023 CN14160045	Injection date:	10/11/2019 3:14:20 PM
Data file:	C:\Chem32\1\Data\11Oct19\58.D	Analyst:	Kosecki

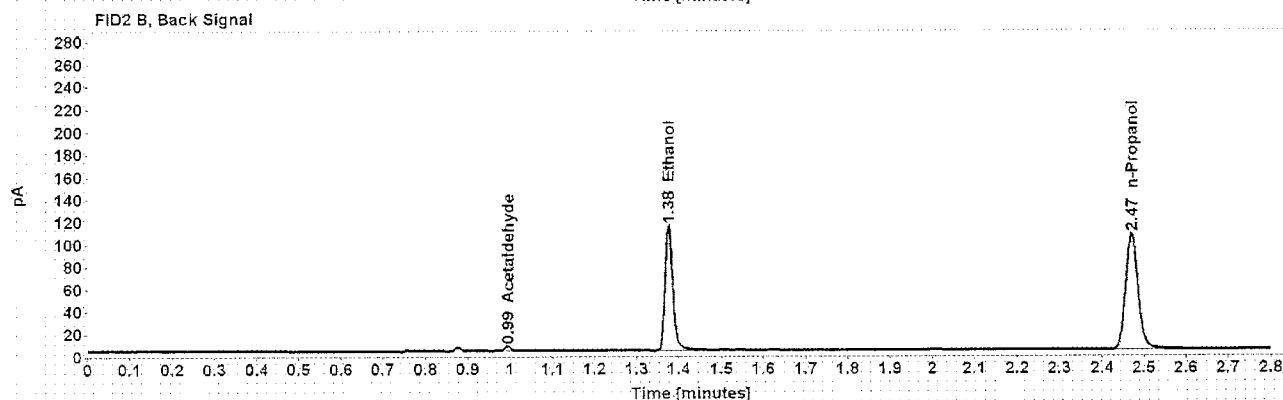
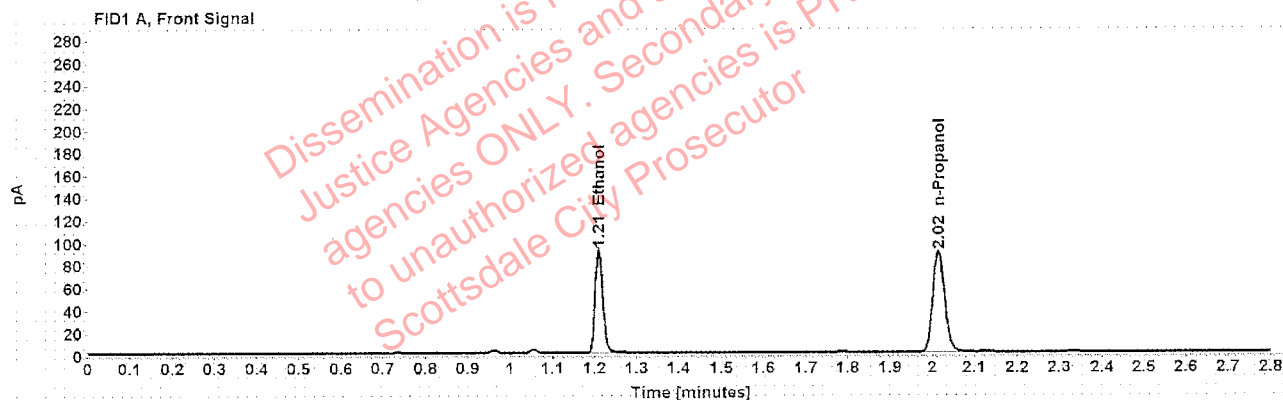


Table 1: FID 1 A (column DB-ALC1)

Compound	Amount (g/100mL)	Time (min)	Peak Area
>Ethanol	0.1840	1.210	116.973
n-Propanol	-----	2.016	178.528

Table 2: FID 2 B (column DB-ALC2)

Compound	Time (min)	Peak Area
Acetaldehyde	0.994	4.162
Ethanol	1.376	144.735
n-Propanol	2.470	213.932

### Scottsdale Police Department Crime Lab Volatiles Analysis

Sample:	1291195	Vial:	59
Description:	[REDACTED]	LIMS ID:	[REDACTED]
Method:	ethanol quant.M	Sequence:	11Oct19
Instrument:	US14173023 CN14160045	Injection date:	10/11/2019 3:18:20 PM
Data file:	C:\Chem32\1\Data\11Oct19\59.D	Analyst:	Kosecki

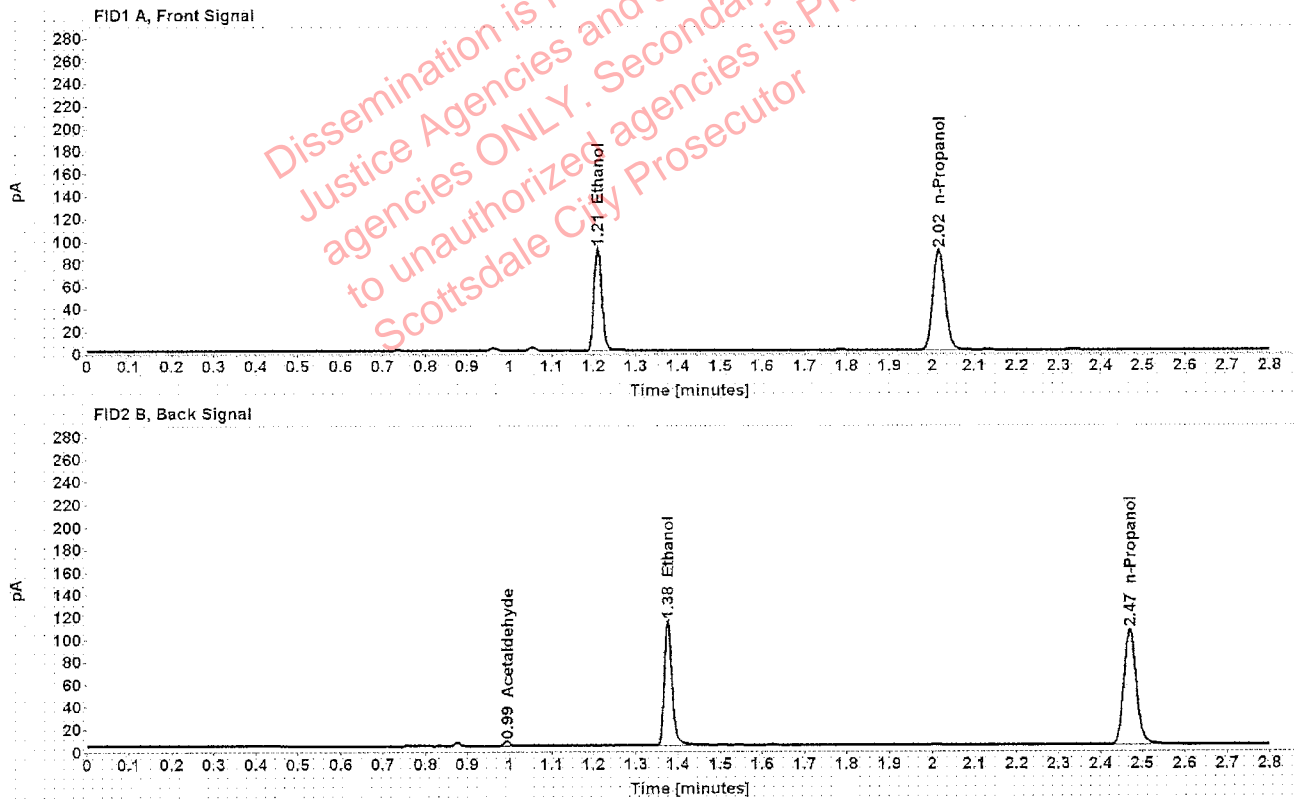


Table 1: FID 1 A (column DB-ALC1)

Compound	Amount (g/100mL)	Time (min)	Peak Area
>Ethanol	0.1838	1.210	116.516
n-Propanol	-----	2.016	178.013

Table 2: FID 2 B (column DB-ALC2)

Compound	Time (min)	Peak Area
Acetaldehyde	0.994	4.161
Ethanol	1.376	144.283
n-Propanol	2.470	213.481

### Scottsdale Police Department Crime Lab Volatiles Analysis

Sample:	1290513	Vial:	60
Description:	[REDACTED]	LIMS ID:	[REDACTED]
Method:	ethanol quant.M	Sequence:	11Oct19
Instrument:	US14173023 CN14160045	Injection date:	10/11/2019 3:22:20 PM
Data file:	C:\Chem32\1\Data\11Oct19\60.D	Analyst:	Kosecki

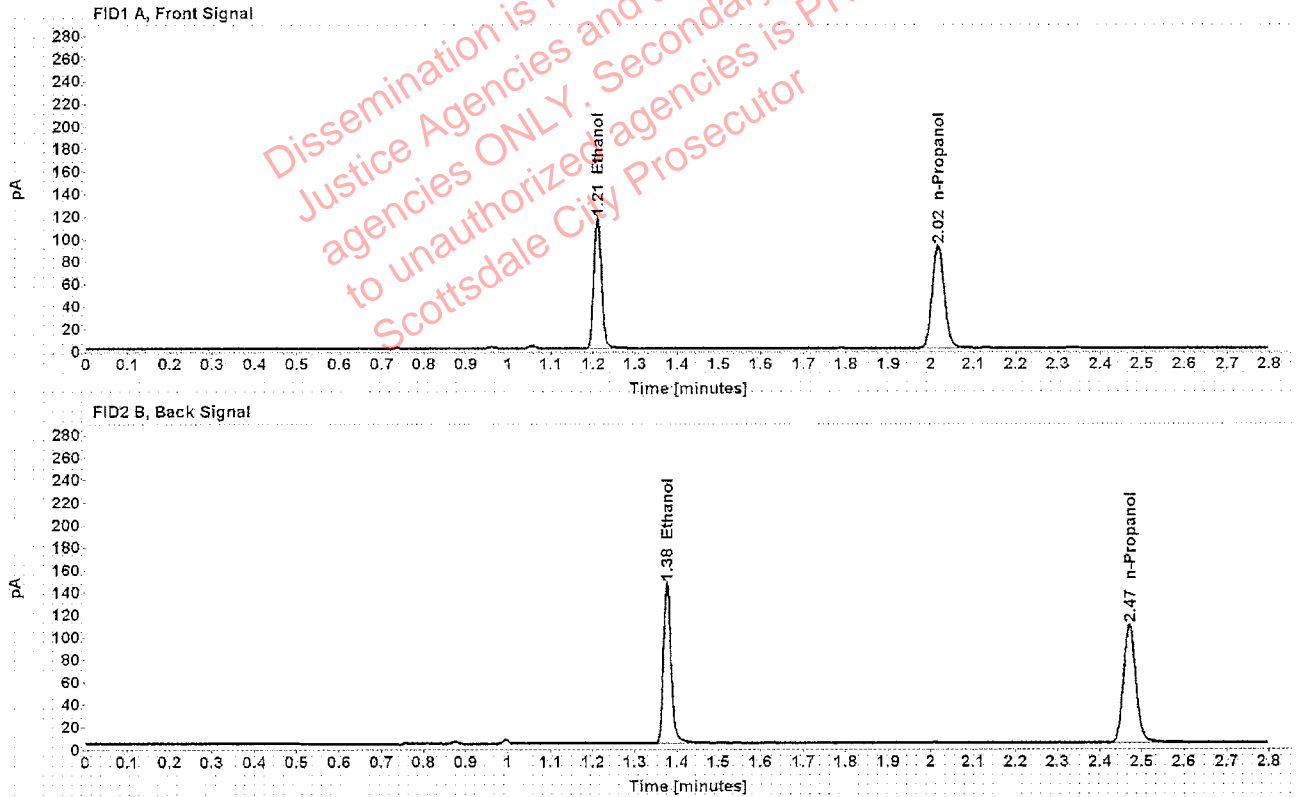


Table 1: FID 1 A (column DB-ALC1)

Compound	Amount (g/100mL)	Time (min)	Peak Area
>Ethanol	0.2284	1.210	148.780
n-Propanol	-----	2.016	182.708

Table 2: FID 2 B (column DB-ALC2)

Compound	Time (min)	Peak Area
Ethanol	1.376	183.742
n-Propanol	2.471	219.095

Case: [REDACTED] User: pkosecki 10/13/2019

### Scottsdale Police Department Crime Lab Volatiles Analysis

Sample:	1290513	Vial:	61
Description:	[REDACTED]	LIMS ID:	[REDACTED]
Method:	ethanol quant.M	Sequence:	11Oct19
Instrument:	US14173023 CN14160045	Injection date:	10/11/2019 3:26:36 PM
Data file:	C:\Chem32\11Data\11Oct19\61.D	Analyst:	Kosecki

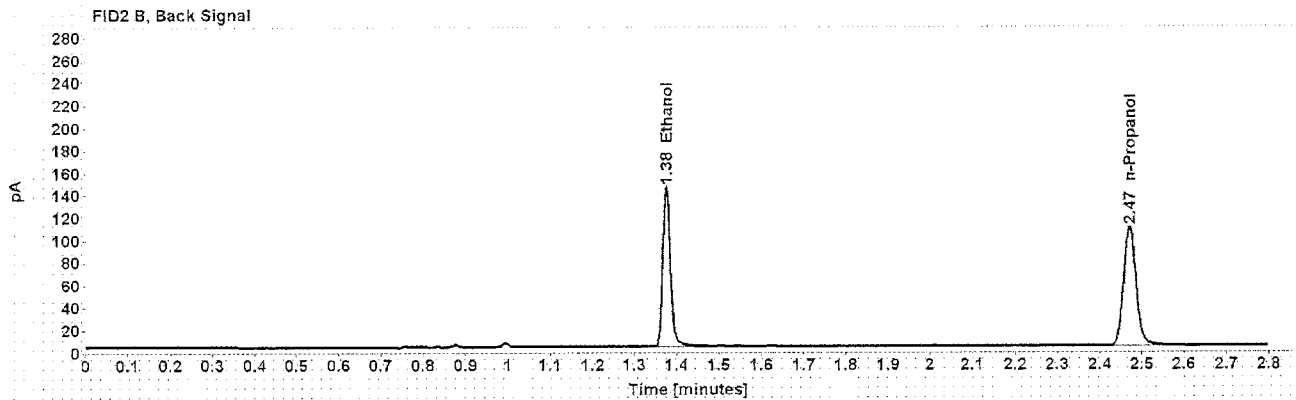
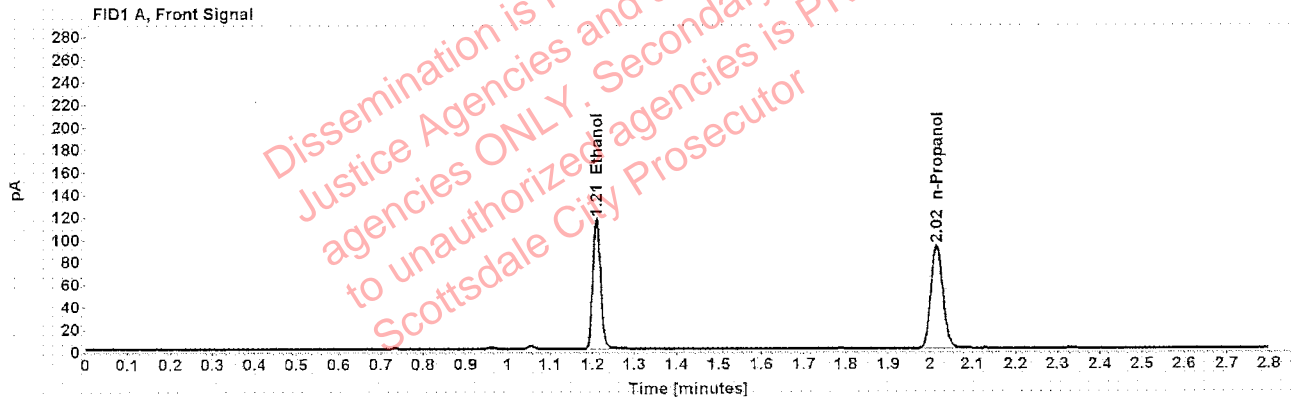


Table 1: FID 1 A (column DB-ALC1)

Compound	Amount (g/100mL)	Time (min)	Peak Area
>Ethanol	0.2270	1.210	148.664
n-Propanol	-----	2.016	183.646

Table 2: FID 2 B (column DB-ALC2)

Compound	Time (min)	Peak Area
Ethanol	1.376	183.576
n-Propanol	2.470	220.312

### Scottsdale Police Department Crime Lab Volatiles Analysis

Sample:	1290079	Vial:	62
Description:	[REDACTED]	LIMS ID:	[REDACTED]
Method:	ethanol quant.M	Sequence:	11Oct19
Instrument:	US14173023 CN14160045	Injection date:	10/11/2019 3:30:35 PM
Data file:	C:\Chem32\1\Data\11Oct19\62.D	Analyst:	Kosecki

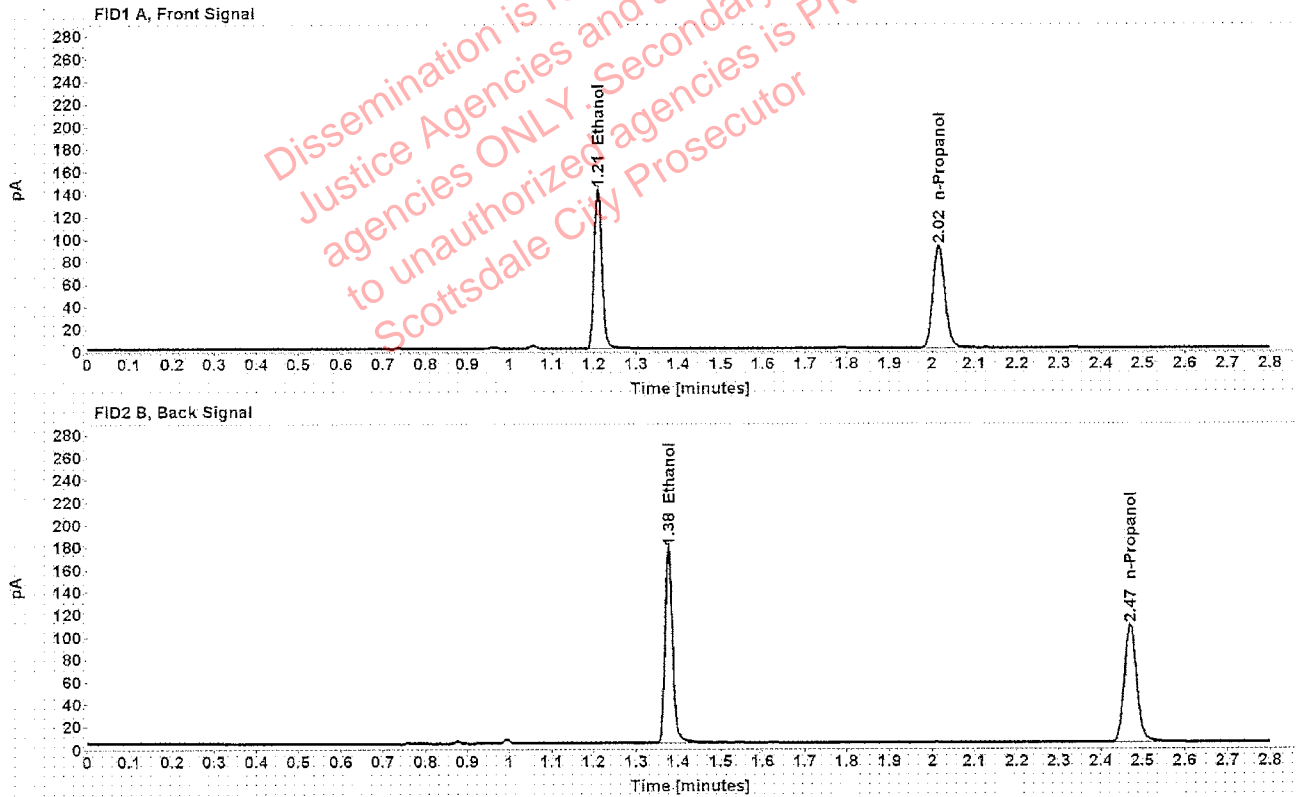


Table 1: FID 1 A (column DB-ALC1)

Compound	Amount (g/100mL)	Time (min)	Peak Area
>Ethanol	0.2796	1.210	181.059
n-Propanol	-----	2.016	181.427

Table 2: FID 2 B (column DB-ALC2)

Compound	Time (min)	Peak Area
Ethanol	1.376	223.785
n-Propanol	2.470	217.605



Case: [REDACTED] User: pkosecki 10/13/2019

### Scottsdale Police Department Crime Lab Volatiles Analysis

Sample:	1290079	Vial:	63
Description:	[REDACTED]	LIMS ID:	[REDACTED]
Method:	ethanol quant.M	Sequence:	11Oct19
Instrument:	US14173023 CN14160045	Injection date:	10/11/2019 3:34:37 PM
Data file:	C:\Chem32\1\Data\11Oct19\63.D	Analyst:	Kosecki

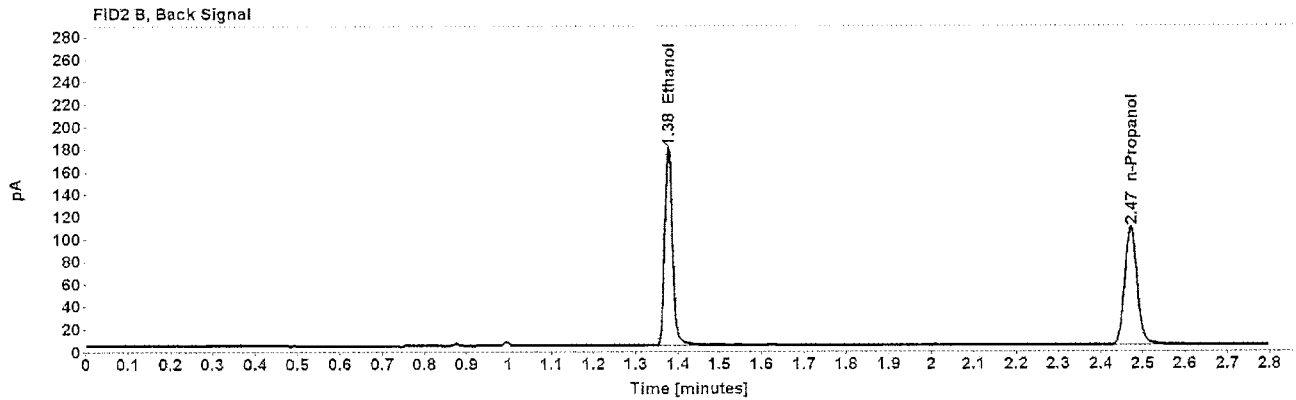
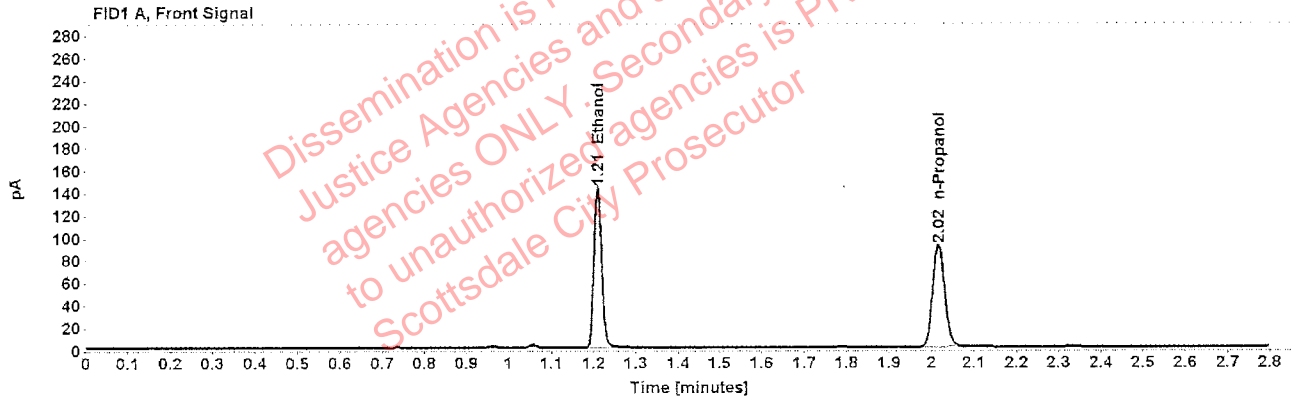


Table 1: FID 1 A (column DB-ALC1)

Compound	Amount (g/100mL)	Time (min)	Peak Area
>Ethanol	0.2807	1.210	181.874
n-Propanol	-----	2.016	181.528

Table 2: FID 2 B (column DB-ALC2)

Compound	Time (min)	Peak Area
Ethanol	1.377	225.416
n-Propanol	2.471	218.035