

SCOTTSDALE POLICE DEPARTMENT CRIME LABORATORY BLOOD ALCOHOL FACE SHEET

ANALYSIS DATE 01/13/2021 SEQUENCE NAME 13Jan21

EQUIPMENT

Pipettor Hamilton ML600EH7497 Hamilton ML600GJ10749
 Gas Chromatograph Agilent US14173023

INSTRUMENT CALIBRATION

Vial 1 0.02 calibrator Lot FN06141806 Coefficient of determination (r²)
 Vial 2 0.10 calibrator Lot FN05311902 0.99995
 Vial 3 0.20 calibrator Lot FN05101903
 Vial 4 0.40 calibrator Lot FN10051906

CALIBRATION VERIFICATION AND RESOLUTION TEST

Vial	Sample	Expected result	Measured result	Manufacturer/lot
5	Blank	Not detected	Not detected	SPD lab 112420AQ
6	Volatiles mixture	6 compounds	6 compounds	SPD lab 070819MIX
7	Aqueous control	0.400 g/dL	0.410 g/dL	Lipomed 11092018-A
8	Aqueous control	0.040 g/dL	0.041 g/dL	Lipomed 14082019-B
9	Blood control	0.198 g/dL	0.200 g/dL	ACQ 407041529/13
20	Aqueous control	0.080 g/dL	0.080 g/dL	Lipomed 03102016-A/1
31	Aqueous control	0.080 g/dL	0.081 g/dL	Lipomed 03102016-A/1
42	Blood control	0.198 g/dL	0.202 g/dL	ACQ 407041529/13
53	Aqueous control	0.080 g/dL	0.081 g/dL	Lipomed 03102016-A/1
64	Aqueous control	0.080 g/dL	0.082 g/dL	Lipomed 03102016-A/1
75	Aqueous control	0.400 g/dL	0.412 g/dL	Lipomed 11092018-A
76	Aqueous control	0.040 g/dL	0.040 g/dL	Lipomed 14082019-B
77	Blood control	0.198 g/dL	0.199 g/dL	ACQ 407041529/13
78	Blank	Not detected	Not detected	SPD lab 111020WB

SUBJECT SAMPLES

Subjects in the sequence 30 Subjects requiring reanalysis 0

ADDITIONAL NOTES: All testing proceeded as expected.

Run valid Run invalid Erika Camarico Analyst
 Run valid Run invalid [Signature] Technical Reviewer

Scottsdale Police Department Crime Laboratory Sequence Quality Assurance Summary

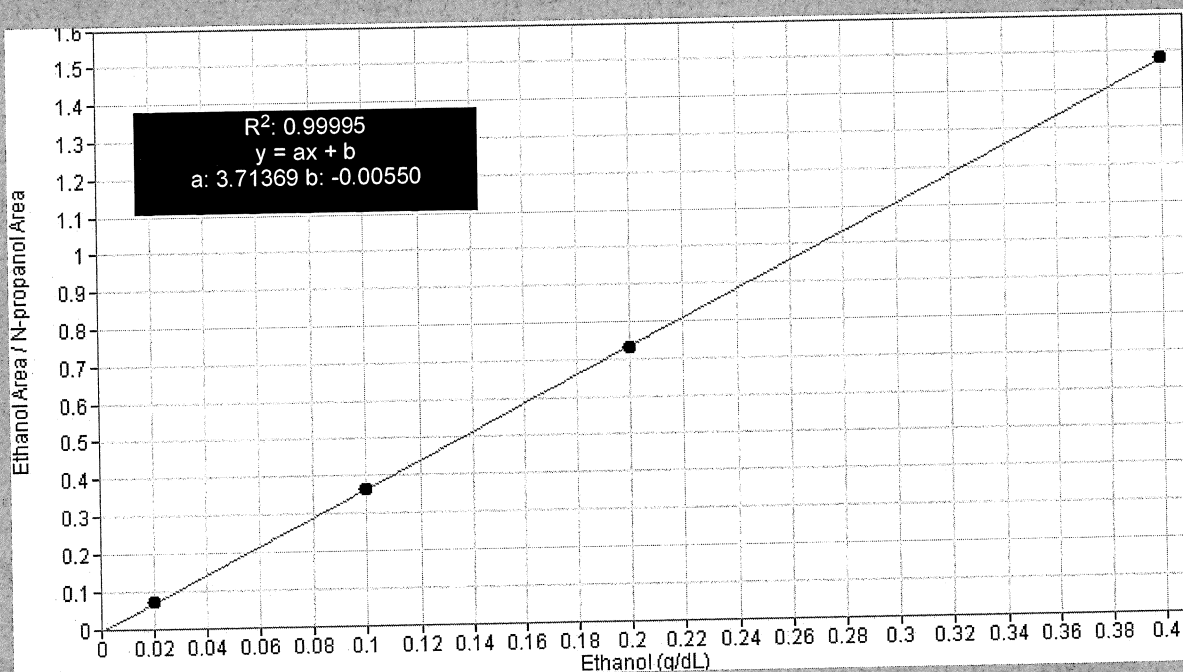
SEQUENCE NAME: 13Jan21

ANALYST: Canonico *ee*

Sample Name	Vial	Measured Value (g/dL)	Expected Value (g/dL)	Percent Difference	Absolute Difference (g/dL)
blank 112420AQ	5	negative	negative	-	-
0.400 11092018-A	7	0.410	0.400	2.50	0.010
0.040 14082019-B	8	0.041	0.040	2.50	0.001
0.198 407041529/13	9	0.200	0.198	1.01	0.002
0.080 03102016-A/1	20	0.080	0.080	0.00	0.000
0.080 03102016-A/1	31	0.081	0.080	1.25	0.001
0.198 407041529/13	42	0.202	0.198	2.02	0.004
0.080 03102016-A/1	53	0.081	0.080	1.25	0.001
0.080 03102016-A/1	64	0.082	0.080	2.50	0.002
0.400 11092018-A	75	0.412	0.400	3.00	0.012
0.040 14082019-B	76	0.040	0.040	0.00	0.000
0.198 407041529/13	77	0.199	0.198	0.51	0.001
blank 111020WB	78	negative	negative	-	-

Calibrator	Ethanol Area	N-propanol Area	Ratio
0.020	11.954	166.082	0.072
0.100	61.768	168.794	0.366
0.200	121.644	166.401	0.731
0.400	245.726	165.707	1.483

Calibration Line



Scottsdale Police Department Crime Lab Volatiles Analysis

Sample: FN06141806	Vial: 1
Description: 0.020 calibrator	Sequence: 13Jan21
Method: ethanol quant.M	Injection date: 1/13/2021 3:18:37 PM
Instrument: US14173023 CN14160045	Analyst: Canonico <i>ee</i>
Data file: C:\Chem32\1\Data\13Jan21\1.D	

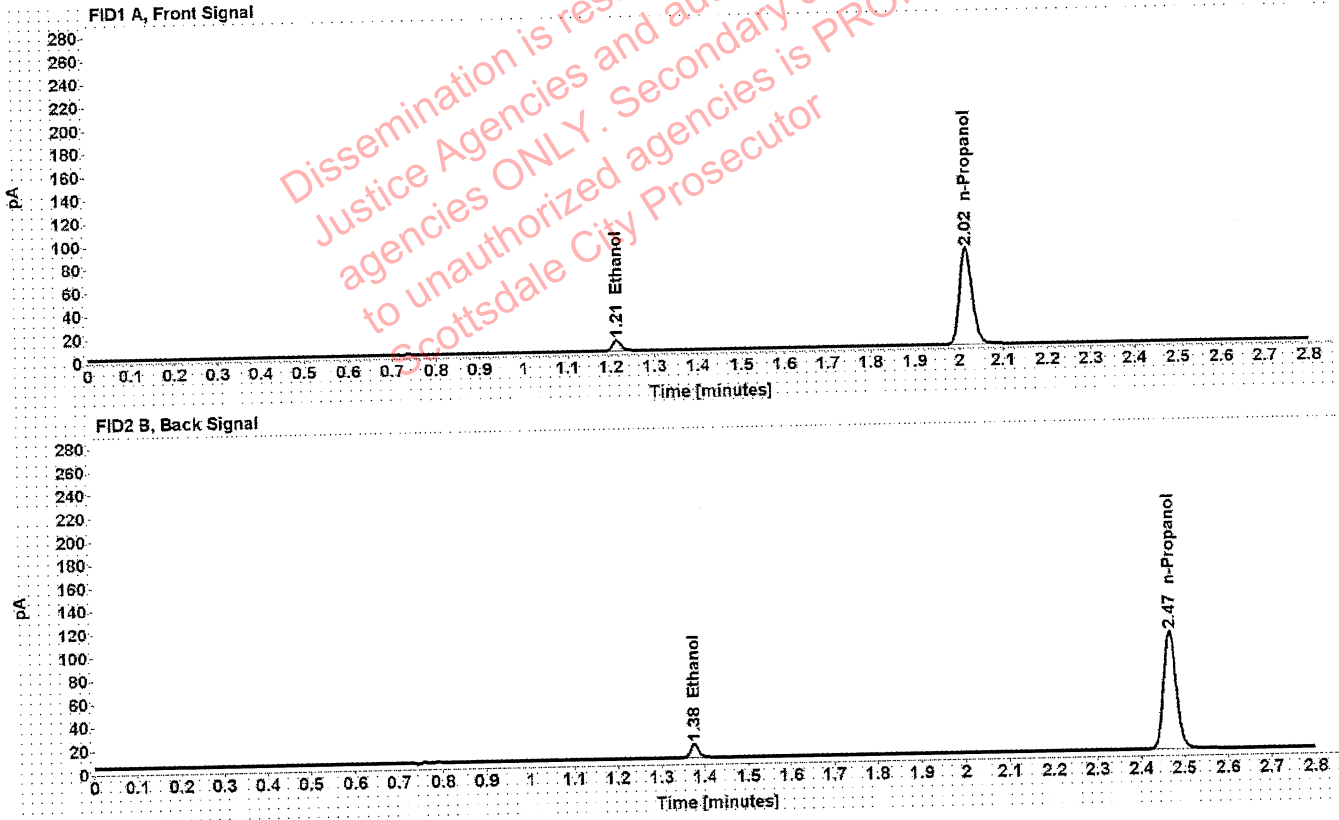


Table 1: FID 1 A (column DB-ALC1)

Compound	Time (min)	Peak Area
Ethanol	1.212	11.954
n-Propanol	2.016	166.082

Table 2: FID 2 B (column DB-ALC2)

Compound	Time (min)	Peak Area
Ethanol	1.376	14.913
n-Propanol	2.467	204.953

Scottsdale Police Department Crime Lab Volatiles Analysis

Sample: FN05311902	Vial: 2
Description: 0.100 calibrator	Sequence: 13Jan21
Method: ethanol quant.M	Injection date: 1/13/2021 3:22:37 PM
Instrument: US14173023 CN14160045	Analyst: Canonico <i>ee</i>
Data file: C:\Chem32\1\Data\13Jan21\2.D	

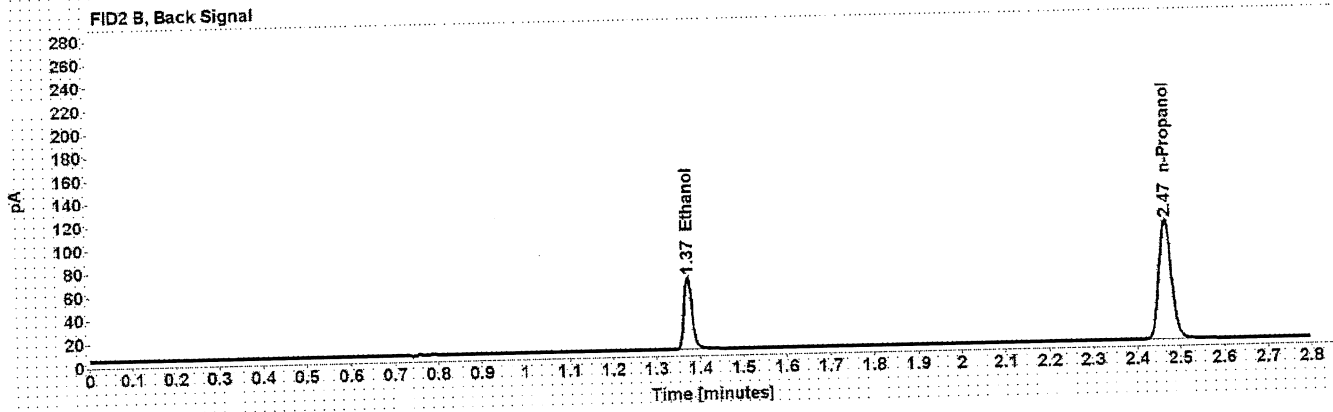
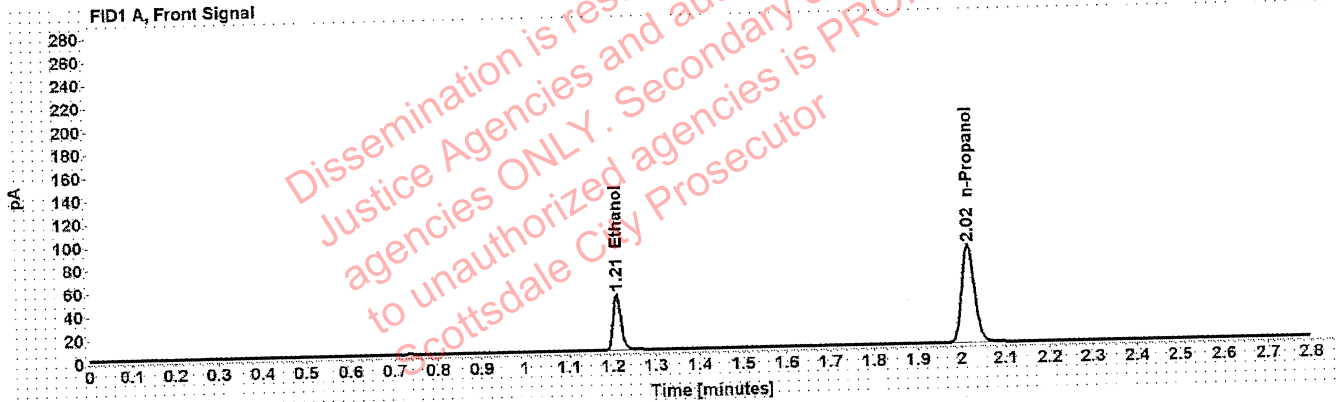


Table 1: FID 1 A (column DB-ALC1)

Compound	Time (min)	Peak Area
Ethanol	1.209	61.768
n-Propanol	2.015	168.794

Table 2: FID 2 B (column DB-ALC2)

Compound	Time (min)	Peak Area
Ethanol	1.373	77.197
n-Propanol	2.466	208.561

Scottsdale Police Department Crime Lab Volatiles Analysis

Sample: FN05101903	Vial: 3
Description: 0.200 calibrator	Sequence: 13Jan21
Method: ethanol quant.M	Injection date: 1/13/2021 3:26:37 PM
Instrument: US14173023 CN14160045	Analyst: Canonico <i>ec</i>
Data file: C:\Chem32\1\Data\13Jan21\3.D	

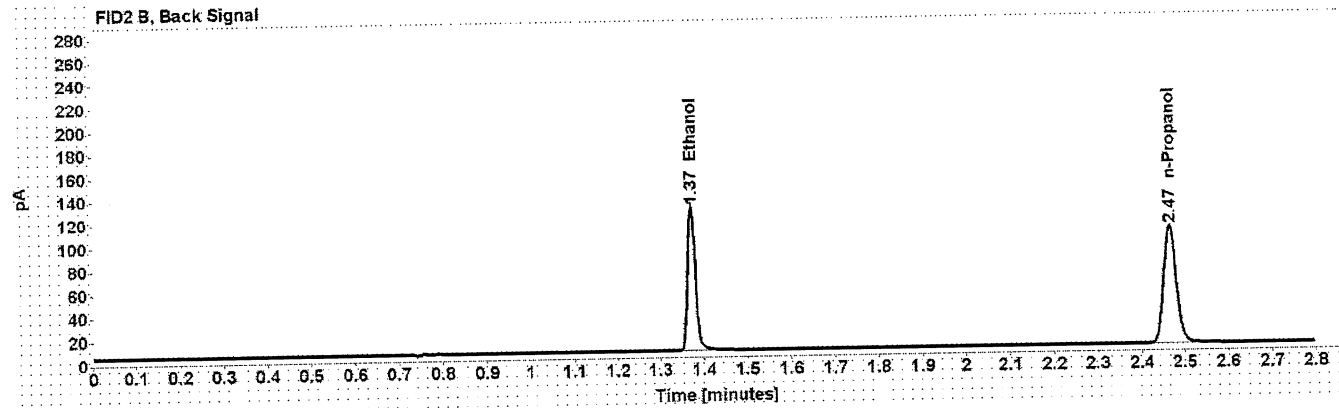
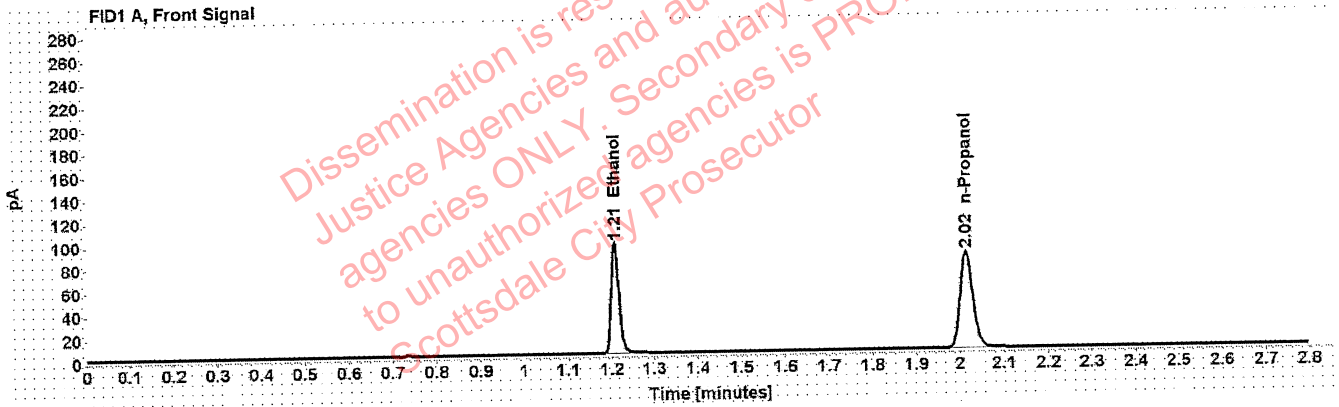


Table 1: FID 1 A (column DB-ALC1)

Compound	Time (min)	Peak Area
Ethanol	1.209	121.644
n-Propanol	2.015	166.401

Table 2: FID 2 B (column DB-ALC2)

Compound	Time (min)	Peak Area
Ethanol	1.372	152.419
n-Propanol	2.466	205.525

Scottsdale Police Department Crime Lab Volatiles Analysis

Sample: FN10051906	Vial: 4
Description: 0.400 calibrator	Sequence: 13Jan21
Method: ethanol quant.M	Injection date: 1/13/2021 3:30:38 PM
Instrument: US14173023 CN14160045	Analyst: Canonico ee
Data file: C:\Chem32\1\Data\13Jan21\4.D	

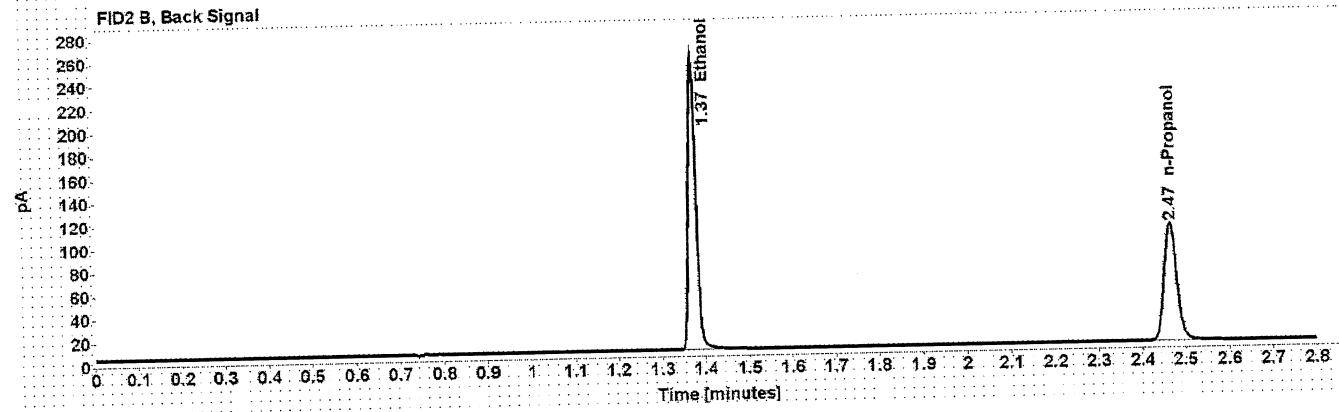
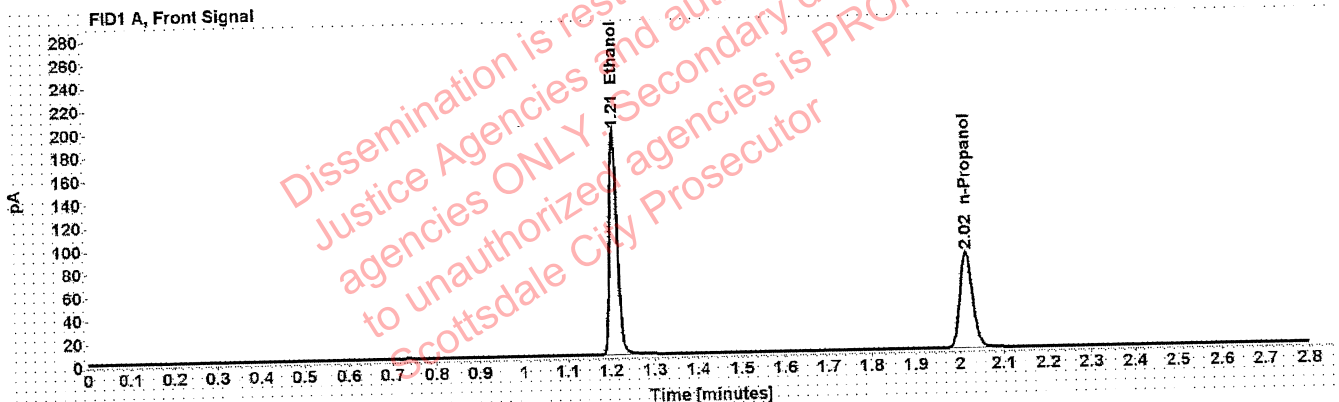


Table 1: FID 1 A (column DB-ALC1)

Compound	Time (min)	Peak Area
Ethanol	1.208	245.726
n-Propanol	2.015	165.707

Table 2: FID 2 B (column DB-ALC2)

Compound	Time (min)	Peak Area
Ethanol	1.372	308.431
n-Propanol	2.466	205.170

Scottsdale Police Department Crime Lab Volatiles Analysis

Sample: 112420AQ	Vial: 5
Description: Negative	LIMS ID:
Method: ethanol quant.M	Sequence: 13Jan21
Instrument: US14173023 CN14160045	Injection date: 1/13/2021 3:34:38 PM
Data file: C:\Chem32\1\Data\13Jan21\5.D	Analyst: Canonico <i>ee</i>

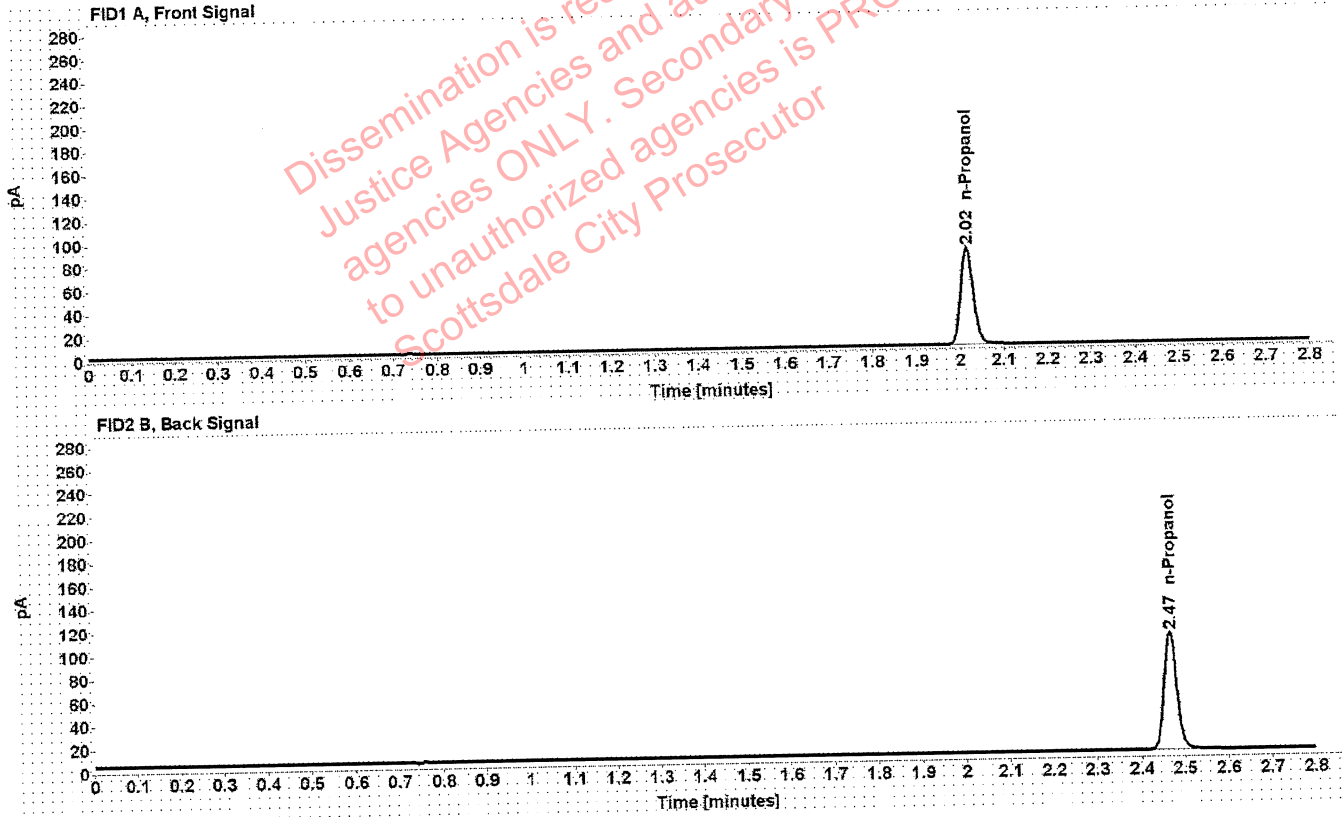


Table 1: FID 1 A (column DB-ALC1)

Compound	Amount (g/100mL)	Time (min)	Peak Area
n-Propanol	-----	2.016	166.413

Table 2: FID 2 B (column DB-ALC2)

Compound	Time (min)	Peak Area
n-Propanol	2.467	205.092

Scottsdale Police Department Crime Lab Volatiles Analysis

Sample: 070819MIX	Vial: 6
Description: Volatiles mix	LIMS ID:
Method: ethanol quant.M	Sequence: 13Jan21
Instrument: US14173023 CN14160045	Injection date: 1/13/2021 3:38:37 PM
Data file: C:\Chem32\1\Data\13Jan21\6.D	Analyst: Canonico <i>ee</i>

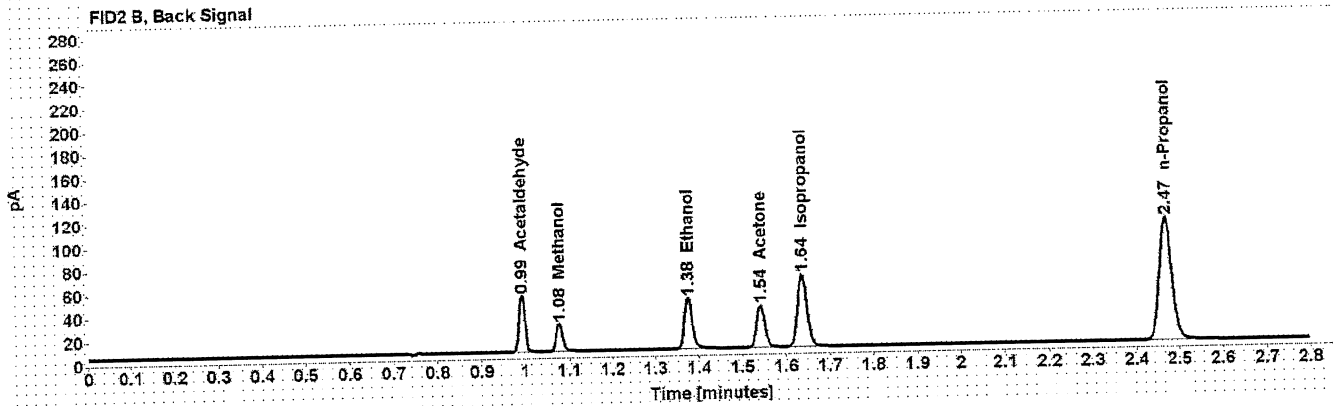
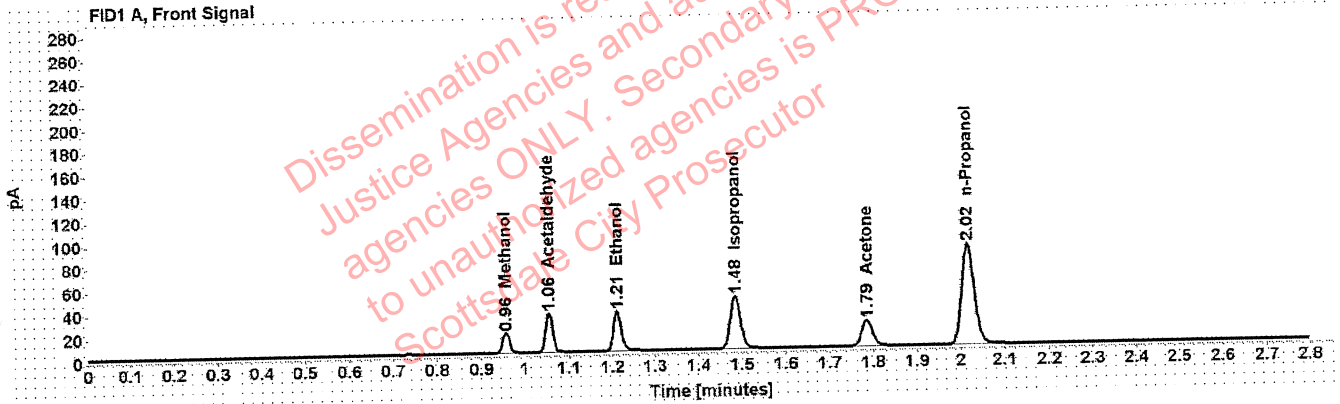


Table 1: FID 1 A (column DB-ALC1)

Compound	Amount (g/100mL)	Time (min)	Peak Area
Methanol	-----	0.957	19.574
Acetaldehyde	-----	1.055	36.403
>Ethanol	0.0697	1.211	43.706
Isopropanol	-----	1.485	72.766
Acetone	-----	1.785	38.069
n-Propanol	-----	2.017	172.472

Table 2: FID 2 B (column DB-ALC2)

Compound	Time (min)	Peak Area
Acetaldehyde	0.993	47.559
Methanol	1.077	25.172
Ethanol	1.375	54.550
Acetone	1.541	47.231
Isopropanol	1.637	93.444
n-Propanol	2.468	213.135

Scottsdale Police Department Crime Lab Volatiles Analysis

Sample: 11092018-A	Vial: 7
Description: 0.400	LIMS ID:
Method: ethanol quant.M	Sequence: 13Jan21
Instrument: US14173023 CN14160045	Injection date: 1/13/2021 3:42:52 PM
Data file: C:\Chem32\1\Data\13Jan21\7.D	Analyst: Canonico <i>ee</i>

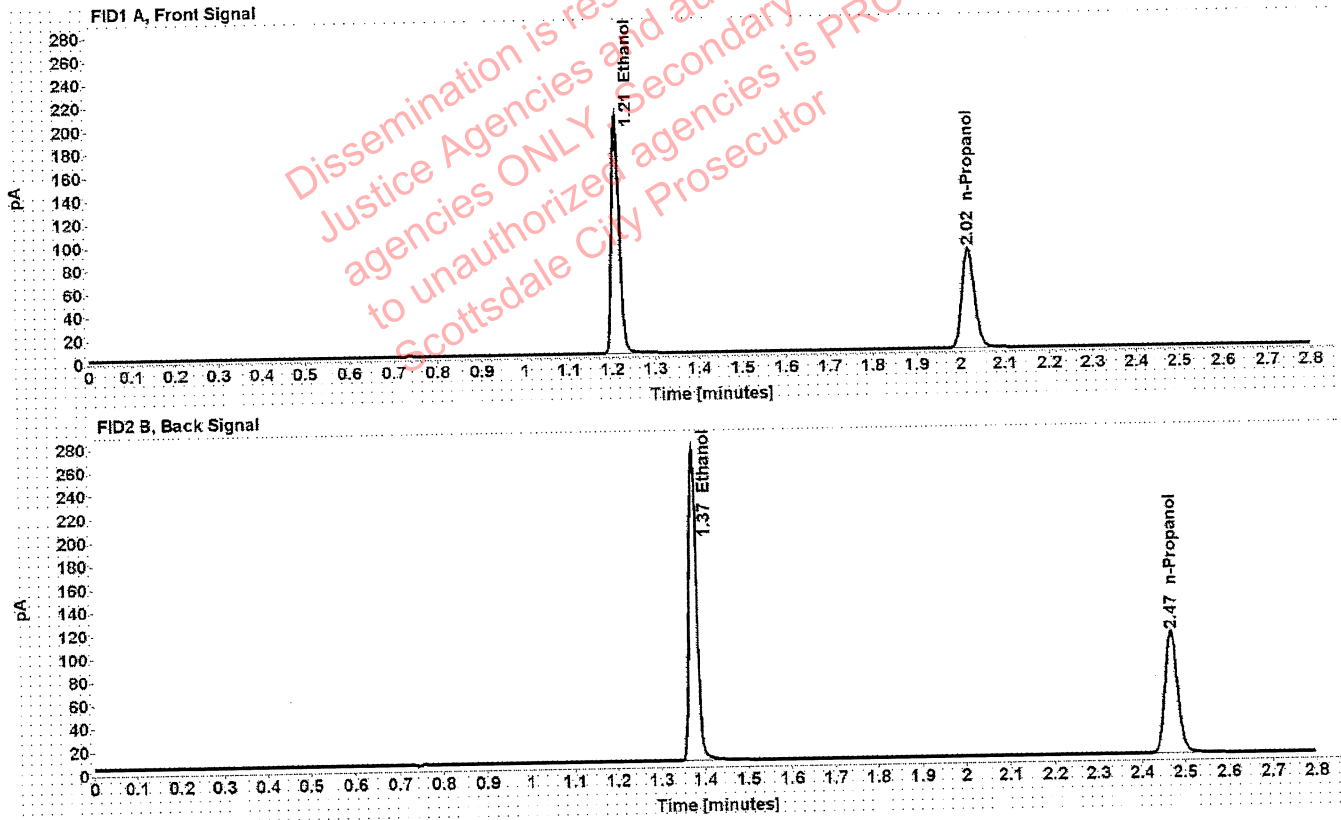


Table 1: FID 1 A (column DB-ALC1)

Compound	Amount (g/100mL)	Time (min)	Peak Area
>Ethanol	0.4106	1.210	261.121
n-Propanol	-----	2.017	171.882

Table 2: FID 2 B (column DB-ALC2)

Compound	Time (min)	Peak Area
Ethanol	1.375	327.736
n-Propanol	2.469	212.226

Scottsdale Police Department Crime Lab Volatiles Analysis

Sample: 14082019-B	Vial: 8
Description: 0.040	LIMS ID:
Method: ethanol quant.M	Sequence: 13Jan21
Instrument: US14173023 CN14160045	Injection date: 1/13/2021 3:46:53 PM
Data file: C:\Chem32\1\Data\13Jan21\8.D	Analyst: Canonico <i>ee</i>

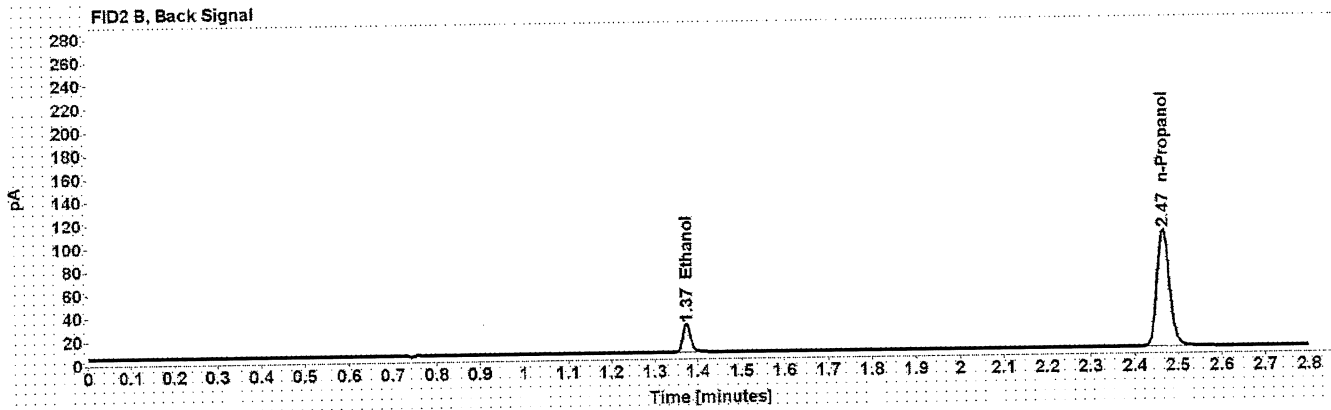
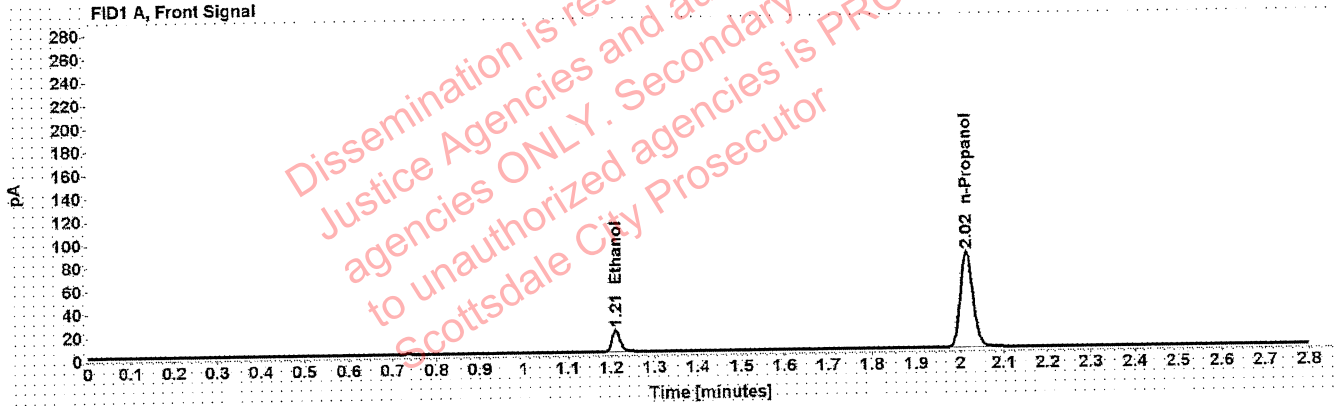


Table 1: FID 1 A (column DB-ALC1)

Compound	Amount (g/100mL)	Time (min)	Peak Area
>Ethanol	0.0411	1.211	24.322
n-Propanol	-----	2.015	165.465

Table 2: FID 2 B (column DB-ALC2)

Compound	Time (min)	Peak Area
Ethanol	1.373	30.230
n-Propanol	2.466	203.771

Scottsdale Police Department Crime Lab Volatiles Analysis

Sample: 407041529/13	Vial: 9
Description: 0.198	LIMS ID:
Method: ethanol quant.M	Sequence: 13Jan21
Instrument: US14173023 CN14160045	Injection date: 1/13/2021 3:50:52 PM
Data file: C:\Chem32\1\Data\13Jan21\9.D	Analyst: Canonico <i>EC</i>

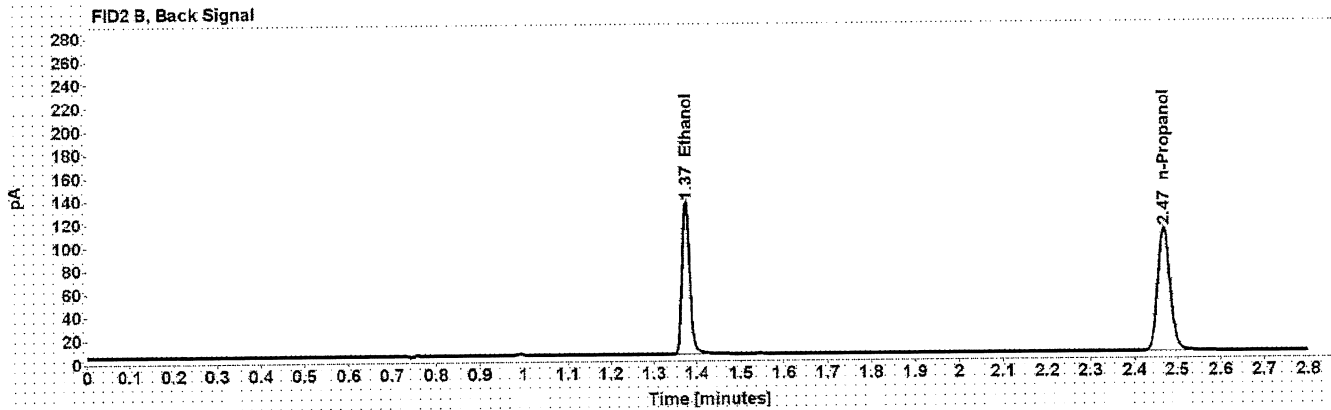
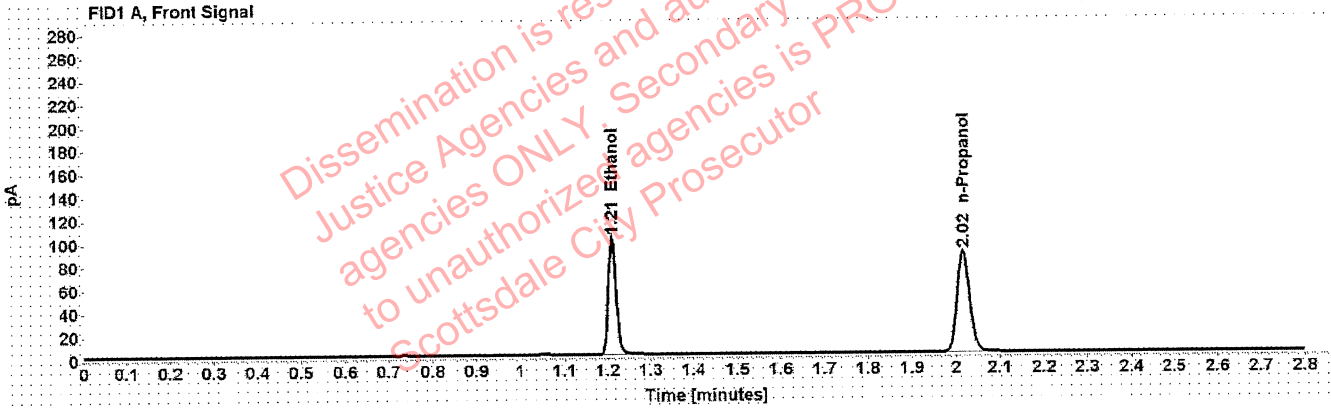


Table 1: FID 1 A (column DB-ALC1)

Compound	Amount (g/100mL)	Time (min)	Peak Area
>Ethanol	0.2009	1.210	129.147
n-Propanol	-----	2.017	174.365

Table 2: FID 2 B (column DB-ALC2)

Compound	Time (min)	Peak Area
Ethanol	1.375	161.817
n-Propanol	2.469	215.046

Scottsdale Police Department Crime Lab Volatiles Analysis

Sample: 03102016-A/1	Vial: 20
Description: 0.080	LIMS ID:
Method: ethanol quant.M	Sequence: 13Jan21
Instrument: US14173023 CN14160045	Injection date: 1/13/2021 4:35:23 PM
Data file: C:\Chem32\1\Data\13Jan21\20.D	Analyst: Canonico <i>ec</i>

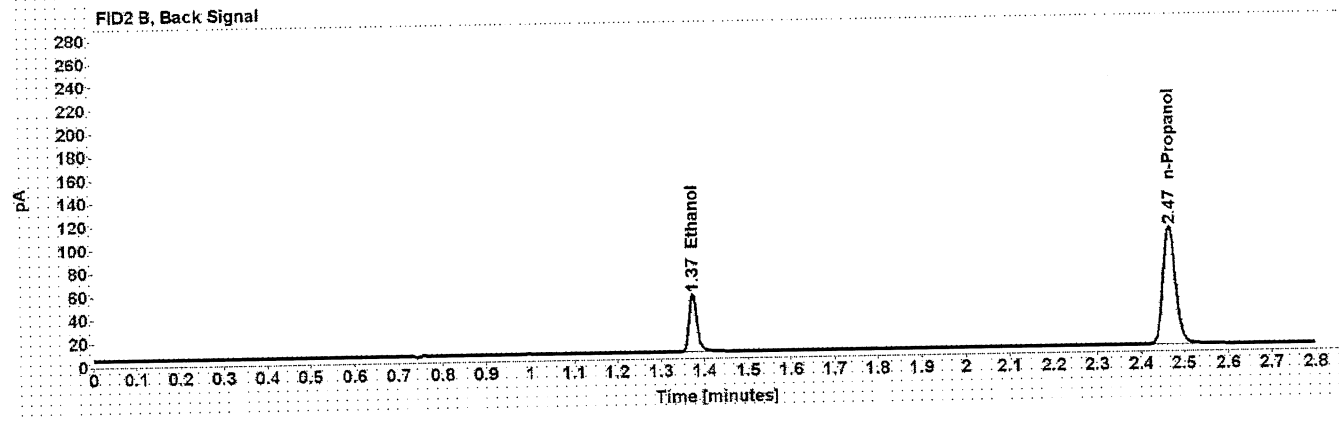
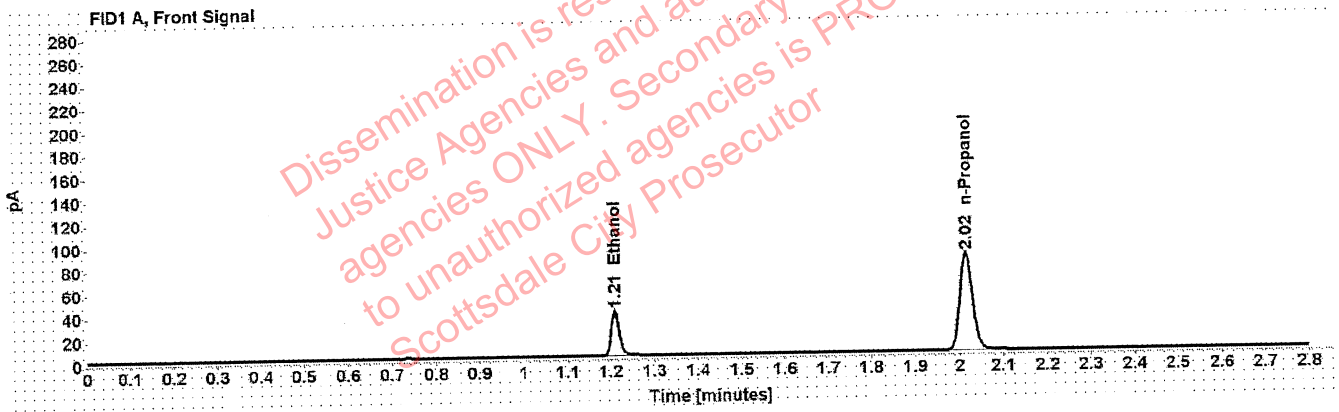


Table 1: FID 1 A (column DB-ALC1)

Compound	Amount (g/100mL)	Time (min)	Peak Area
>Ethanol	0.0806	1.210	49.384
n-Propanol	-----	2.016	168.088

Table 2: FID 2 B (column DB-ALC2)

Compound	Time (min)	Peak Area
Ethanol	1.373	61.396
n-Propanol	2.467	206.651

Scottsdale Police Department Crime Lab Volatiles Analysis

Sample: 03102016-A/1	Vial: 31
Description: 0.080	LIMS ID:
Method: ethanol quant.M	Sequence: 13Jan21
Instrument: US14173023 CN14160045	Injection date: 1/13/2021 5:19:53 PM
Data file: C:\Chem32\1\Data\13Jan21\31.D	Analyst: Canonico <i>ec</i>

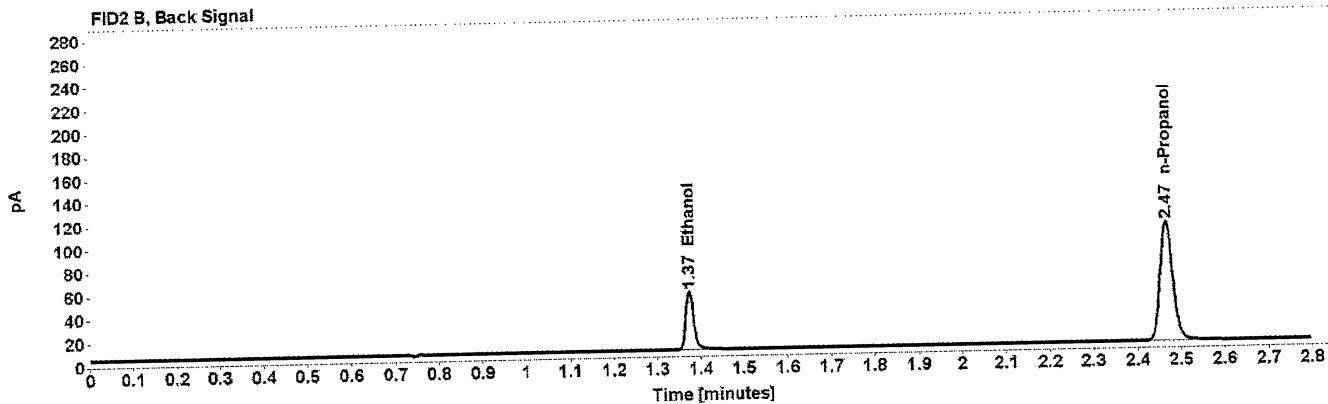
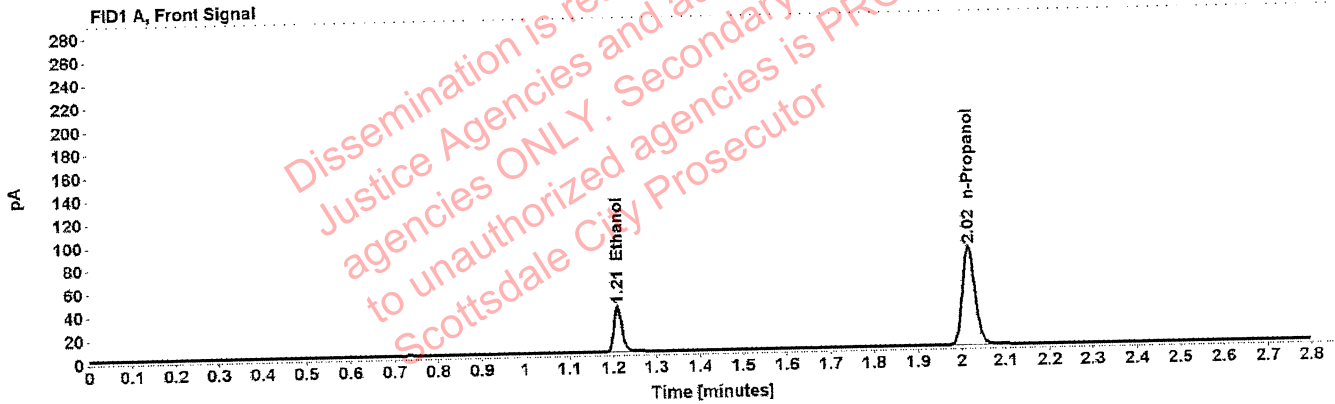


Table 1: FID 1 A (column DB-ALC1)

Compound	Amount (g/100mL)	Time (min)	Peak Area
>Ethanol	0.0813	1.211	50.419
n-Propanol	-----	2.016	170.125

Table 2: FID 2 B (column DB-ALC2)

Compound	Time (min)	Peak Area
Ethanol	1.374	62.360
n-Propanol	2.467	208.598

Scottsdale Police Department Crime Lab Volatiles Analysis

Sample: 407041529/13	Vial: 42
Description: 0.198	LIMS ID:
Method: ethanol quant.M	Sequence: 13Jan21
Instrument: US14173023 CN14160045	Injection date: 1/13/2021 6:04:08 PM
Data file: C:\Chem32\1\Data\13Jan21\42.D	Analyst: Canonico ee

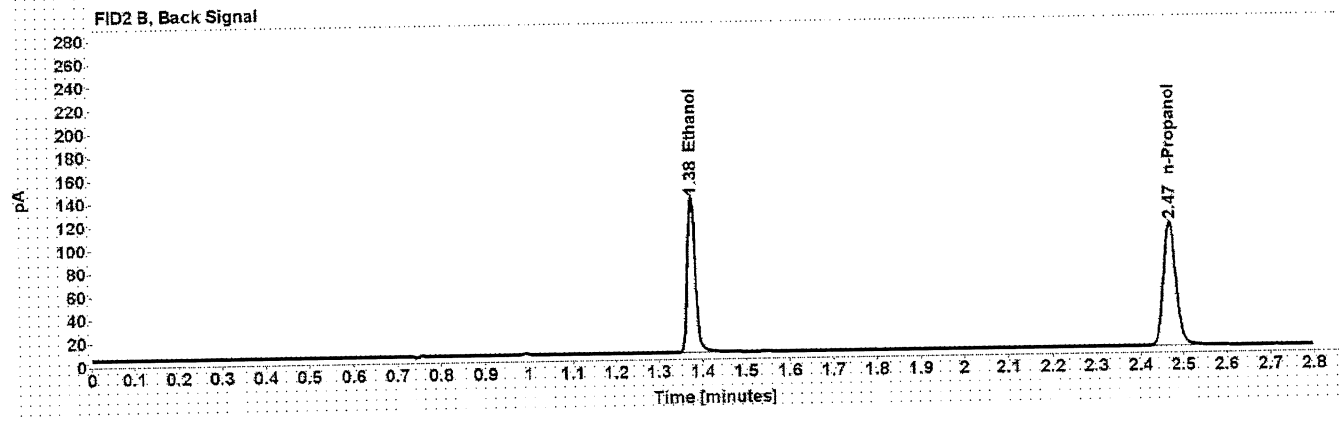
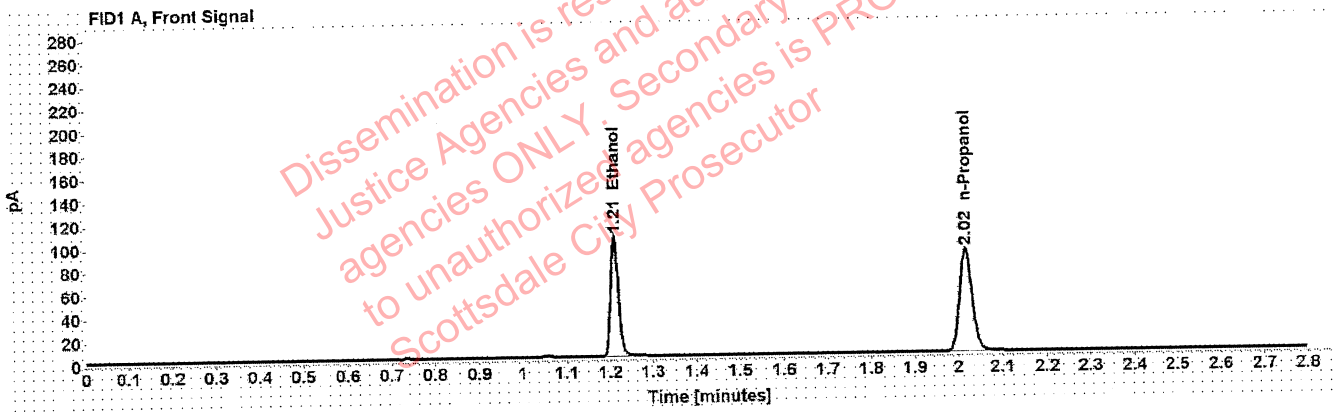


Table 1: FID 1 A (column DB-ALC1)

Compound	Amount (g/100mL)	Time (min)	Peak Area
>Ethanol	0.2025	1.210	132.376
n-Propanol	-----	2.017	177.291

Table 2: FID 2 B (column DB-ALC2)

Compound	Time (min)	Peak Area
Ethanol	1.375	165.561
n-Propanol	2.469	217.999

Scottsdale Police Department Crime Lab Volatiles Analysis

Sample: 03102016-A/1	Vial: 53
Description: 0.080	LIMS ID:
Method: ethanol quant.M	Sequence: 13Jan21
Instrument: US14173023 CN14160045	Injection date: 1/13/2021 6:48:37 PM
Data file: C:\Chem32\1\Data\13Jan21\53.D	Analyst: Canonico <i>EC</i>

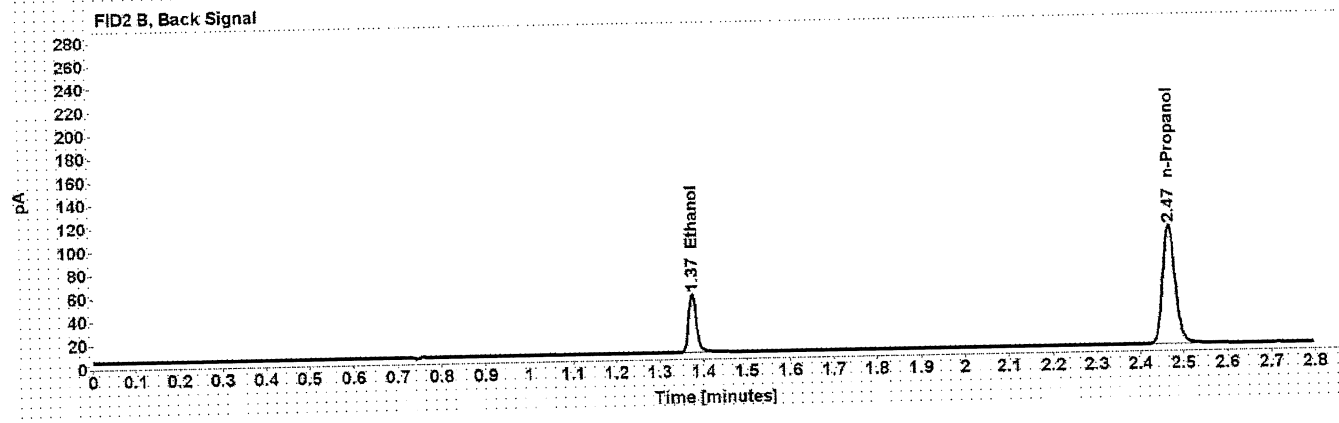
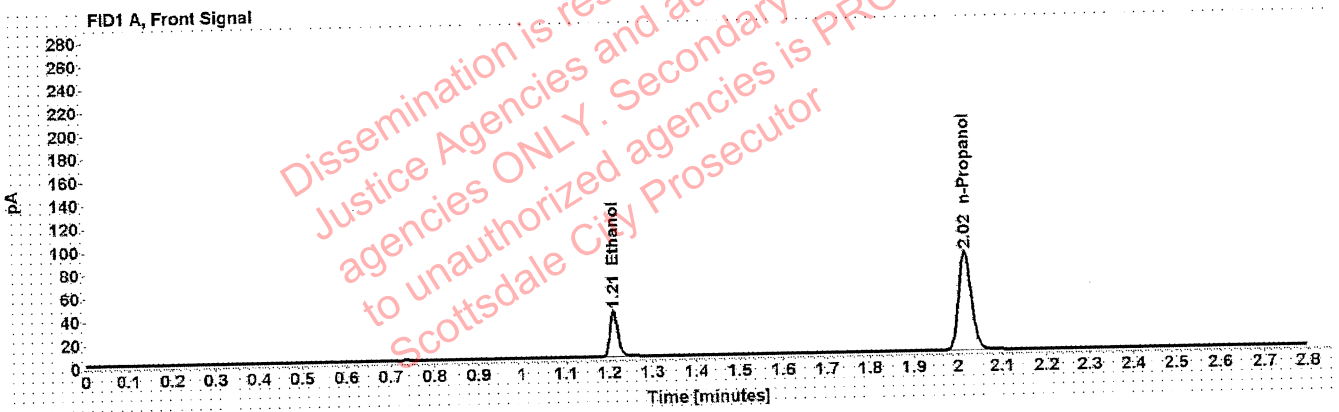


Table 1: FID 1 A (column DB-ALC1)

Compound	Amount (g/100mL)	Time (min)	Peak Area
>Ethanol	0.0810	1.211	50.204
n-Propanol	-----	2.016	169.985

Table 2: FID 2 B (column DB-ALC2)

Compound	Time (min)	Peak Area
Ethanol	1.375	62.370
n-Propanol	2.468	208.274

Scottsdale Police Department Crime Lab Volatiles Analysis

Sample: 03102016-A/1	Vial: 64
Description: 0.080	LIMS ID:
Method: ethanol quant.M	Sequence: 13Jan21
Instrument: US14173023 CN14160045	Injection date: 1/13/2021 7:33:07 PM
Data file: C:\Chem32\1\Data\13Jan21\64.D	Analyst: Canonico <i>el</i>

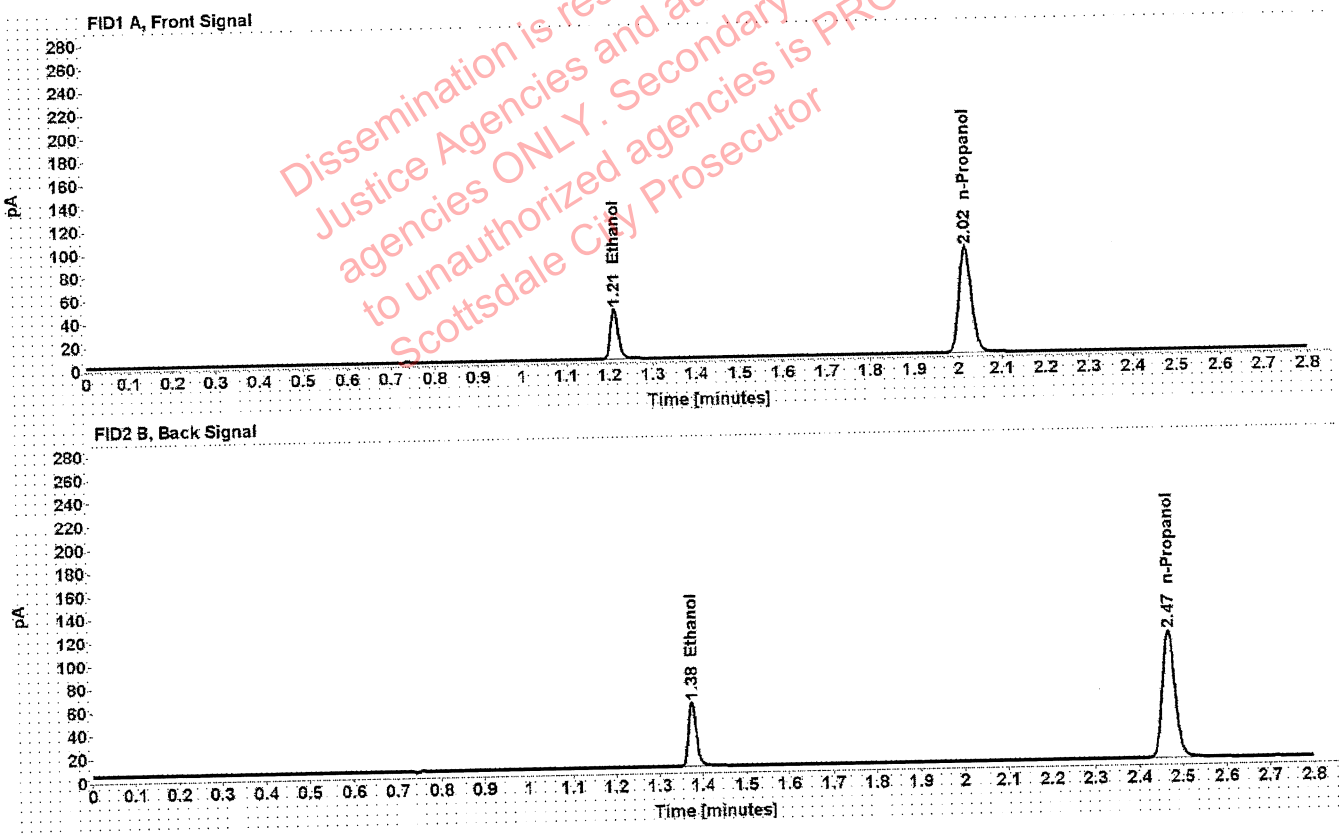


Table 1: FID 1 A (column DB-ALC1)

Compound	Amount (g/100mL)	Time (min)	Peak Area
>Ethanol	0.0828	1.211	55.047
n-Propanol	-----	2.017	182.203

Table 2: FID 2 B (column DB-ALC2)

Compound	Time (min)	Peak Area
Ethanol	1.375	68.434
n-Propanol	2.468	223.208

Scottsdale Police Department Crime Lab Volatiles Analysis

Sample: 11092018-A	Vial: 75
Description: 0.400	LIMS ID:
Method: ethanol quant.M	Sequence: 13Jan21
Instrument: US14173023 CN14160045	Injection date: 1/13/2021 8:17:37 PM
Data file: C:\Chem32\1\Data\13Jan21\75.D	Analyst: Canonico <i>ec</i>

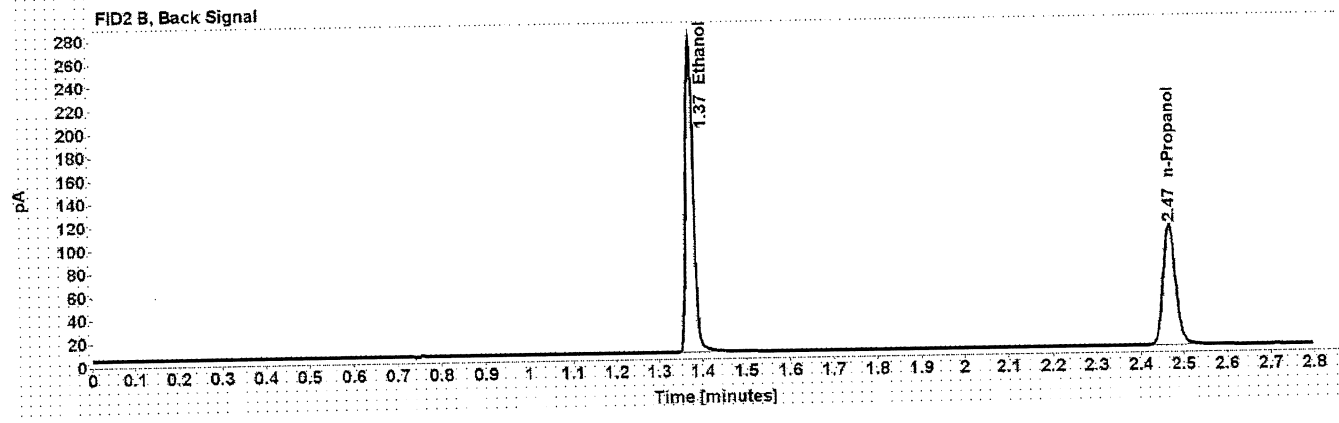
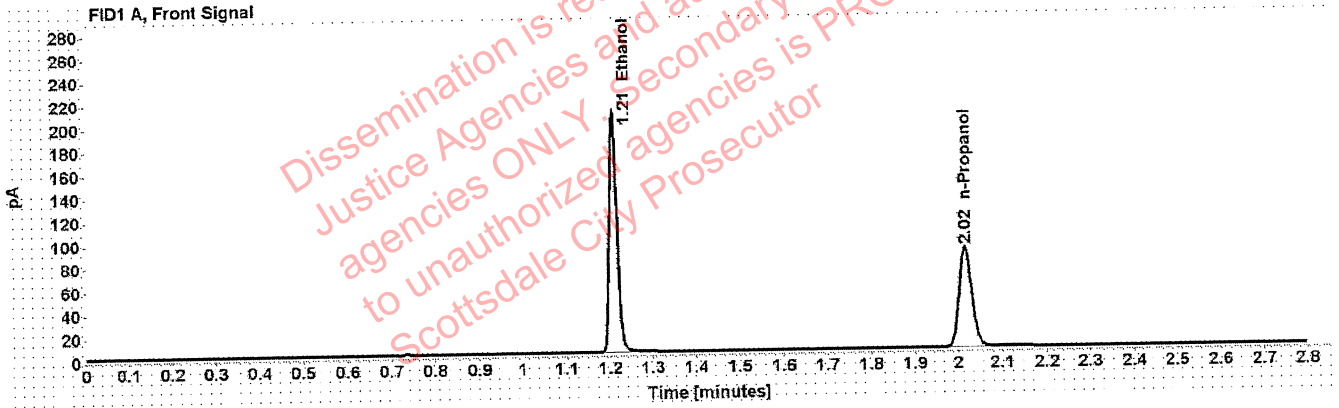


Table 1: FID 1 A (column DB-ALC1)

Compound	Amount (g/100mL)	Time (min)	Peak Area
>Ethanol	0.4121	1.209	263.556
n-Propanol	-----	2.016	172.838

Table 2: FID 2 B (column DB-ALC2)

Compound	Time (min)	Peak Area
Ethanol	1.373	329.314
n-Propanol	2.467	211.869

Scottsdale Police Department Crime Lab Volatiles Analysis

Sample: 14082019-B	Vial: 76
Description: 0.040	LIMS ID:
Method: ethanol quant.M	Sequence: 13Jan21
Instrument: US14173023 CN14160045	Injection date: 1/13/2021 8:21:37 PM
Data file: C:\Chem32\1\Data\13Jan21\76.D	Analyst: Canonico <i>ec</i>

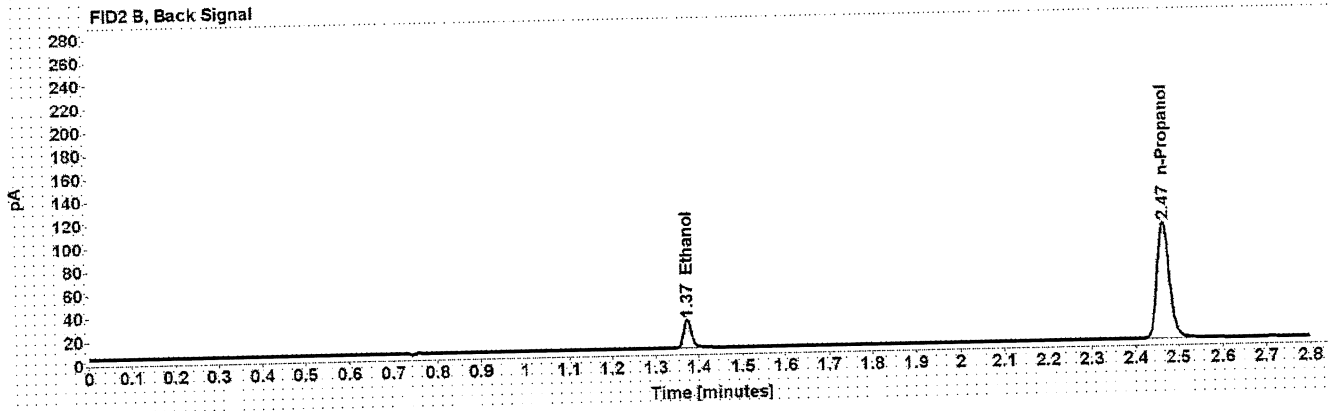
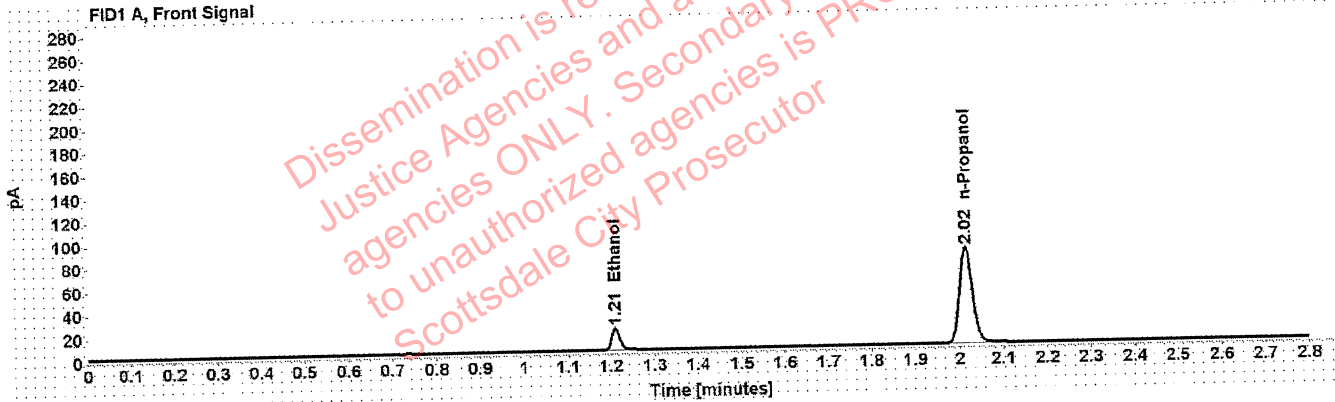


Table 1: FID 1 A (column DB-ALC1)

Compound	Amount (g/100mL)	Time (min)	Peak Area
>Ethanol	0.0408	1.210	24.239
n-Propanol	-----	2.015	166.081

Table 2: FID 2 B (column DB-ALC2)

Compound	Time (min)	Peak Area
Ethanol	1.373	29.981
n-Propanol	2.466	203.284

Scottsdale Police Department Crime Lab Volatiles Analysis

Sample: 407041529/13	Vial: 77
Description: 0.198	LIMS ID:
Method: ethanol quant.M	Sequence: 13Jan21
Instrument: US14173023 CN14160045	Injection date: 1/13/2021 8:25:37 PM
Data file: C:\Chem32\1\Data\13Jan21\77.D	Analyst: Canonico <i>EC</i>

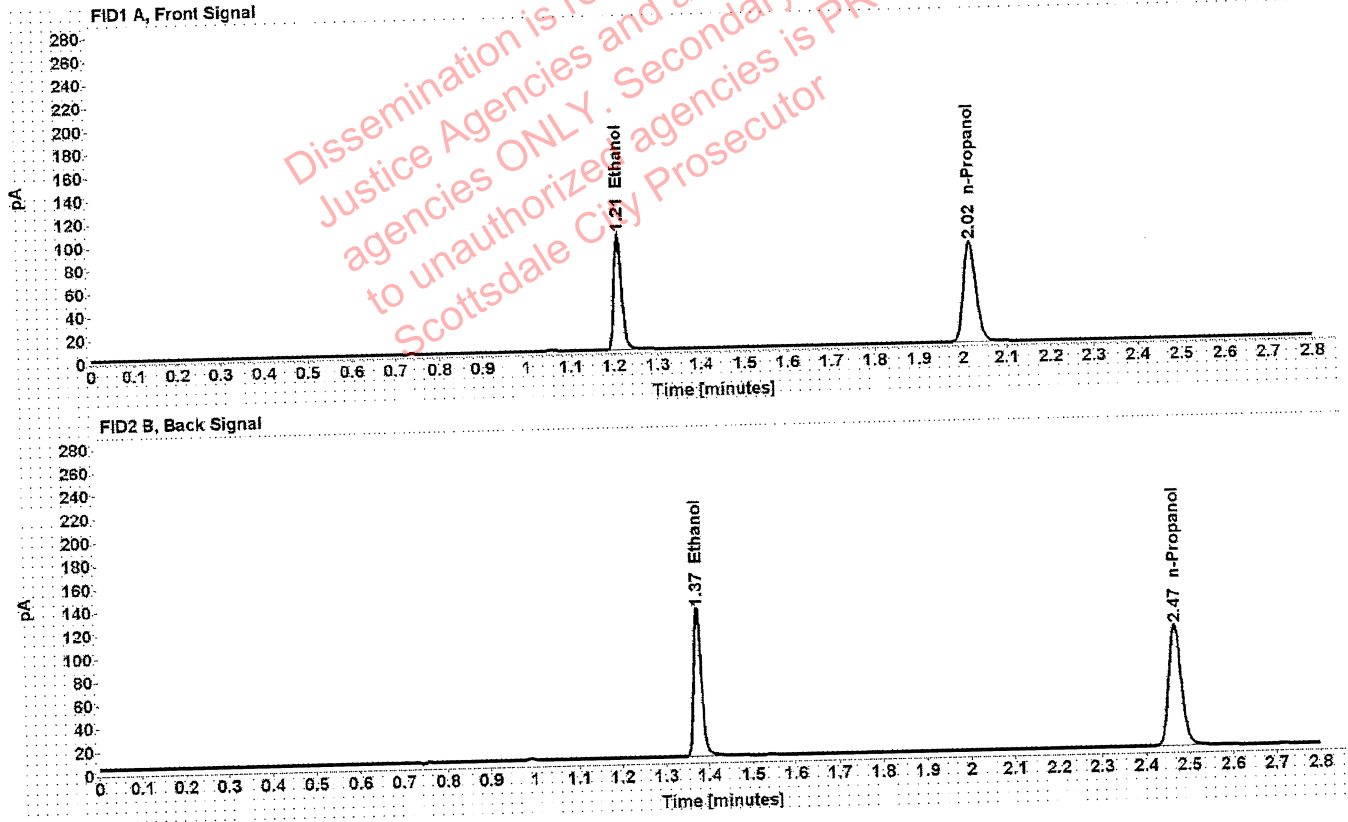


Table 1: FID 1 A (column DB-ALC1)

Compound	Amount (g/100mL)	Time (min)	Peak Area
>Ethanol	0.1993	1.210	127.047
n-Propanol	-----	2.016	172.947

Table 2: FID 2 B (column DB-ALC2)

Compound	Time (min)	Peak Area
Ethanol	1.374	158.685
n-Propanol	2.468	212.148

Scottsdale Police Department Crime Lab Volatiles Analysis

Sample: 111020WB	Vial: 78
Description: Negative	LIMS ID:
Method: ethanol quant.M	Sequence: 13Jan21
Instrument: US14173023 CN14160045	Injection date: 1/13/2021 8:29:38 PM
Data file: C:\Chem32\1\Data\13Jan21\78.D	Analyst: Canonico <i>ec</i>

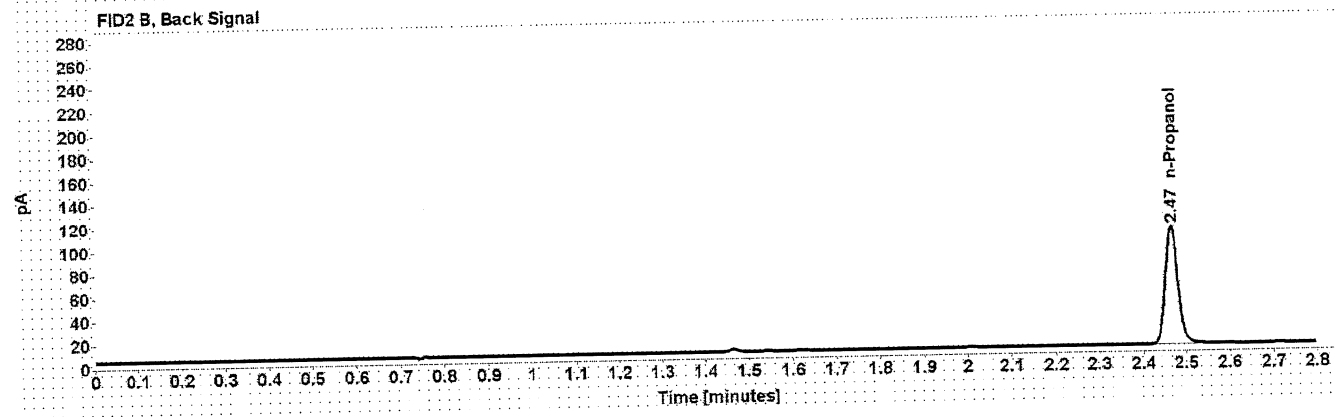
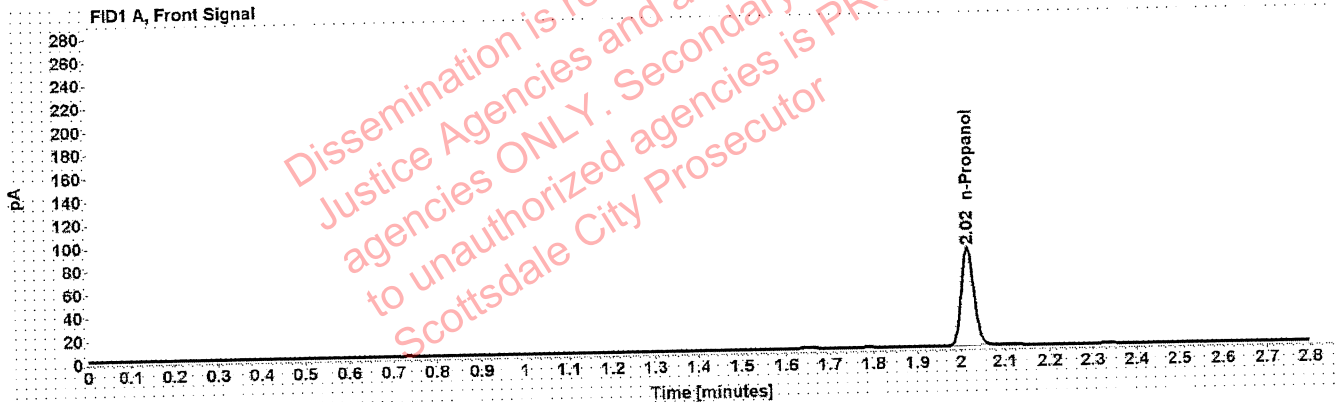


Table 1: FID 1 A (column DB-ALC1)

Compound	Amount (g/100mL)	Time (min)	Peak Area
n-Propanol	-----	2.015	169.615

Table 2: FID 2 B (column DB-ALC2)

Compound	Time (min)	Peak Area
n-Propanol	2.466	208.326

Sequence Summary

Sequence name: 13Jan21 Instrument: US14173023 CN14160045 Analyst: Canonico *ee*

Vial	Sample	Description	Type	LIMS ID	Method
1	FN06141806	0.020 calibrator	Calibration		ethanol quant.M
2	FN05311902	0.100 calibrator	Calibration		ethanol quant.M
3	FN05101903	0.200 calibrator	Calibration		ethanol quant.M
4	FN10051906	0.400 calibrator	Calibration		ethanol quant.M
5	112420AQ	Negative	Control		ethanol quant.M
6	070819MIX	Volatiles mix	Control		ethanol quant.M
7	11092018-A	0.400	Control		ethanol quant.M
8	14082019-B	0.040	Control		ethanol quant.M
9	407041529/13	0.198	Control		ethanol quant.M
10	1351910		Sample		ethanol quant.M
11	1351910		Sample		ethanol quant.M
12	32701PG		Sample		ethanol quant.M
13	32701PG		Sample		ethanol quant.M
14	38101AT		Sample		ethanol quant.M
15	38101AT		Sample		ethanol quant.M
16	38301PH		Sample		ethanol quant.M
17	38301PH		Sample		ethanol quant.M
18	33801LM		Sample		ethanol quant.M
19	33801LM		Sample		ethanol quant.M
20	03102016-A/1	0.080	Control		ethanol quant.M
21	32701MS		Sample		ethanol quant.M
22	32701MS		Sample		ethanol quant.M
23	33401MF		Sample		ethanol quant.M
24	33401MF		Sample		ethanol quant.M
25	34701DB		Sample		ethanol quant.M
26	34701DB		Sample		ethanol quant.M
27	34701BG		Sample		ethanol quant.M
28	34701BG		Sample		ethanol quant.M
29	32001CB		Sample		ethanol quant.M
30	32001CB		Sample		ethanol quant.M
31	03102016-A/1	0.080	Control		ethanol quant.M
32	33401RM		Sample		ethanol quant.M
33	33401RM		Sample		ethanol quant.M
34	33401GC		Sample		ethanol quant.M
35	33401GC		Sample		ethanol quant.M
36	38201CA		Sample		ethanol quant.M
37	38201CA		Sample		ethanol quant.M
38	38201MM		Sample		ethanol quant.M
39	38201MM		Sample		ethanol quant.M
40	1353648		Sample		ethanol quant.M
41	1353648		Sample		ethanol quant.M
42	407041529/13	0.198	Control		ethanol quant.M
43	1351644		Sample		ethanol quant.M
44	1351644		Sample		ethanol quant.M
45	1353666		Sample		ethanol quant.M
46	1353666		Sample		ethanol quant.M
47	1354332		Sample		ethanol quant.M

Sequence Summary

ec

48	1354332			Sample	L21-01-00020-0001	ethanol quant.M
49	1352655			Sample	L21-01-00021-0001	ethanol quant.M
50	1352655			Sample	L21-01-00021-0001	ethanol quant.M
51	1353951			Sample	L21-01-00022-0001	ethanol quant.M
52	1353951			Sample	L21-01-00022-0001	ethanol quant.M
53	03102016-A/1		0.080	Control		ethanol quant.M
54	1313403			Sample	L21-01-00035-0001	ethanol quant.M
55	1313403			Sample	L21-01-00035-0001	ethanol quant.M
56	1354922			Sample	L21-01-00041-0001	ethanol quant.M
57	1354922			Sample	L21-01-00041-0001	ethanol quant.M
58	1354221			Sample	L21-01-00051-0001	ethanol quant.M
59	1354221			Sample	L21-01-00051-0001	ethanol quant.M
60	1353355			Sample	L21-01-00065-0001	ethanol quant.M
61	1353355			Sample	L21-01-00065-0001	ethanol quant.M
62	1354883			Sample	L21-01-00075-0001	ethanol quant.M
63	1354883			Sample	L21-01-00075-0001	ethanol quant.M
64	03102016-A/1		0.080	Control		ethanol quant.M
65	1355470			Sample	L21-01-00076-0001	ethanol quant.M
66	1355470			Sample	L21-01-00076-0001	ethanol quant.M
67	1355663			Sample	L21-01-00077-0001	ethanol quant.M
68	1355663			Sample	L21-01-00077-0001	ethanol quant.M
69	38301AM			Sample	L21-01-00095-0001	ethanol quant.M
70	38301AM			Sample	L21-01-00095-0001	ethanol quant.M
71	32701CJ			Sample	L21-01-00097-0001	ethanol quant.M
72	32701CJ			Sample	L21-01-00097-0001	ethanol quant.M
73	38101MD			Sample	L21-01-00098-0001	ethanol quant.M
74	38101MD			Sample	L21-01-00098-0001	ethanol quant.M
75	11092018-A		0.400	Control		ethanol quant.M
76	14082019-B		0.040	Control		ethanol quant.M
77	407041529/13		0.198	Control		ethanol quant.M
78	111020WB		Negative	Control		ethanol quant.M

Scottsdale Police Department Crime Laboratory Summary of Cases

SEQUENCE NAME: 13Jan21

ANALYST: Canonico

ee

Vials	Test 1 (g/dL)	Test 2 (g/dL)	Mean (g/dL)	Percent Difference*	Absolute Difference (g/dL)*
10 11	0.2258	0.2238	0.22480	0.44	0.00100
12 13	0.1729	0.1741	0.17350	0.35	0.00060
14 15	0.1352	0.1352	0.13520	0.00	0.00000
16 17	0.1750	0.1730	0.17400	0.57	0.00100
18 19	0.2329	0.2329	0.23290	0.00	0.00000
21 22	0.2289	0.2293	0.22910	0.09	0.00020
23 24	0.1883	0.1892	0.18875	0.24	0.00045
25 26	0.0548	0.0552	0.05500	0.36	0.00020
27 28	0.1293	0.1303	0.12980	0.39	0.00050
29 30	0.0773	0.0783	0.07780	0.64	0.00050
32 33	0.2810	0.2801	0.28055	0.16	0.00045
34 35	0.1726	0.1714	0.17200	0.35	0.00060
36 37	0.1743	0.1715	0.17290	0.81	0.00140
38 39	0.0678	0.0676	0.06770	0.15	0.00010
40 41	0.1291	0.1287	0.12890	0.16	0.00020
43 44	0.1821	0.1817	0.18190	0.11	0.00020
45 46	0.0000	0.0000	0.00000	0.00	0.00000
47 48	0.1763	0.1748	0.17555	0.43	0.00075
49 50	0.1861	0.1861	0.18610	0.00	0.00000
51 52	0.2845	0.2840	0.28425	0.09	0.00025
54 55	0.1441	0.1436	0.14385	0.17	0.00025
56 57	0.1709	0.1714	0.17115	0.15	0.00025
58 59	0.1502	0.1500	0.15010	0.07	0.00010
60 61	0.0000	0.0000	0.00000	0.00	0.00000
62 63	0.2307	0.2276	0.22915	0.68	0.00155
65 66	0.0999	0.1004	0.10015	0.25	0.00025
67 68	0.1757	0.1757	0.17570	0.00	0.00000
69 70	0.1422	0.1417	0.14195	0.18	0.00025
71 72	0.1417	0.1415	0.14160	0.07	0.00010
73 74	0.0991	0.0992	0.09915	0.05	0.00005

*Calculated differences are differences from the mean of the two results.

Scottsdale Forensic Lab

Blood Alcohol Pipetting Log

ANALYST: Canonico *CC*

SEQUENCE: 13Jan21

Instrument Position	Headspace Vial 1	Headspace Vial 2	Blood Tube	Barcode Match
Vials 10 and 11	1351910	1351910	1351910	Yes
Vials 12 and 13	32701PG	32701PG	32701PG	Yes
Vials 14 and 15	38101AT	38101AT	38101AT	Yes
Vials 16 and 17	38301PH	38301PH	38301PH	Yes
Vials 18 and 19	33801LM	33801LM	33801LM	Yes
Vials 21 and 22	32701MS	32701MS	32701MS	Yes
Vials 23 and 24	33401MF	33401MF	33401MF	Yes
Vials 25 and 26	34701DB	34701DB	34701DB	Yes
Vials 27 and 28	34701BG	34701BG	34701BG	Yes
Vials 29 and 30	32001CB	32001CB	32001CB	Yes
Vials 32 and 33	33401RM	33401RM	33401RM	Yes
Vials 34 and 35	33401GC	33401GC	33401GC	Yes
Vials 36 and 37	38201CA	38201CA	38201CA	Yes
Vials 38 and 39	38201MM	38201MM	38201MM	Yes
Vials 40 and 41	1353648	1353648	1353648	Yes
Vials 43 and 44	1351644	1351644	1351644	Yes
Vials 45 and 46	1353666	1353666	1353666	Yes
Vials 47 and 48	1354332	1354332	1354332	Yes
Vials 49 and 50	1352655	1352655	1352655	Yes
Vials 51 and 52	1353951	1353951	1353951	Yes
Vials 54 and 55	1313403	1313403	1313403	Yes
Vials 56 and 57	1354922	1354922	1354922	Yes
Vials 58 and 59	1354221	1354221	1354221	Yes
Vials 60 and 61	1353355	1353355	1353355	Yes
Vials 62 and 63	1354883	1354883	1354883	Yes
Vials 65 and 66	1355470	1355470	1355470	Yes
Vials 67 and 68	1355663	1355663	1355663	Yes
Vials 69 and 70	38301AM	38301AM	38301AM	Yes
Vials 71 and 72	32701CJ	32701CJ	32701CJ	Yes
Vials 73 and 74	38101MD	38101MD	38101MD	Yes

Scottsdale Police Department Crime Lab Volatiles Analysis

Sample:	1351910	Vial:	10
Description:	[REDACTED]	LIMS ID:	[REDACTED]
Method:	ethanol quant.M	Sequence:	13Jan21
Instrument:	US14173023 CN14160045	Injection date:	1/13/2021 3:54:53 PM
Data file:	C:\Chem32\1\Data\13Jan21\10.D	Analyst:	Canonico

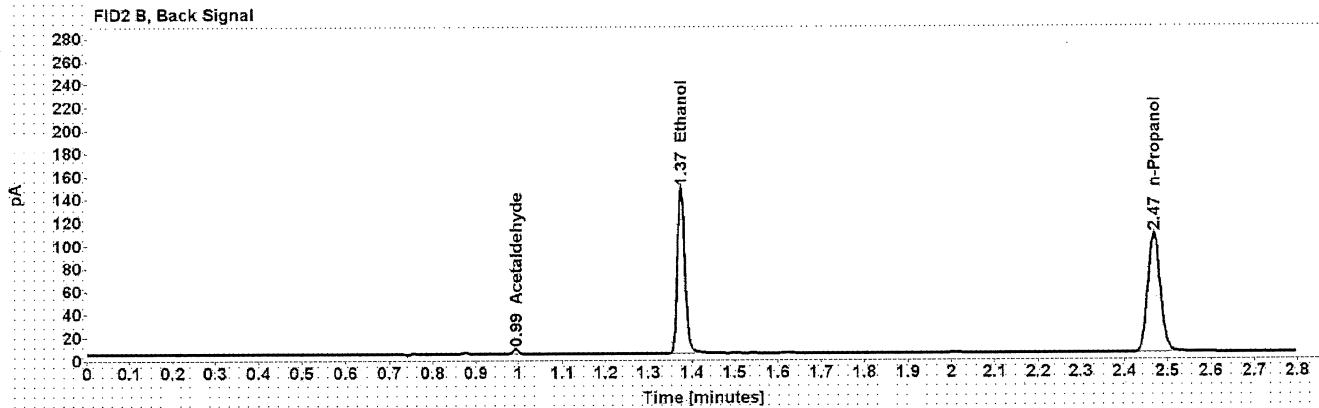
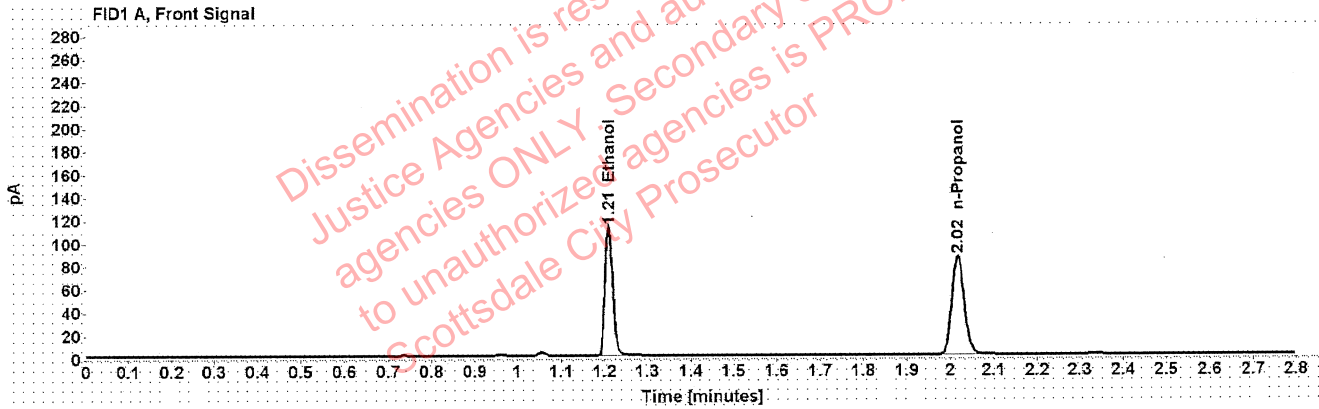


Table 1: FID 1 A (column DB-ALC1)

Compound	Amount (g/100mL)	Time (min)	Peak Area
>Ethanol	0.2258	1.210	142.310
n-Propanol	-----	2.017	170.836

Table 2: FID 2 B (column DB-ALC2)

Compound	Time (min)	Peak Area
Acetaldehyde	0.993	4.111
Ethanol	1.375	177.681
n-Propanol	2.468	210.687

Scottsdale Police Department Crime Lab Volatiles Analysis

Sample:	1351910	Vial:	11
Description:	[REDACTED]	LIMS ID:	[REDACTED]
Method:	ethanol quant.M	Sequence:	13Jan21
Instrument:	US14173023 CN14160045	Injection date:	1/13/2021 3:58:52 PM
Data file:	C:\Chem32\1\Data\13Jan21\11.D	Analyst:	Canonico

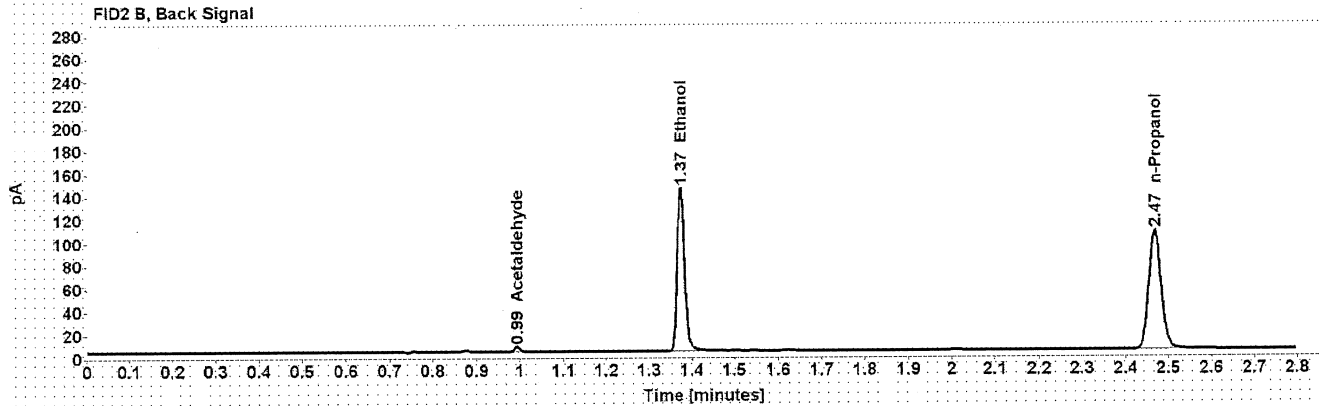
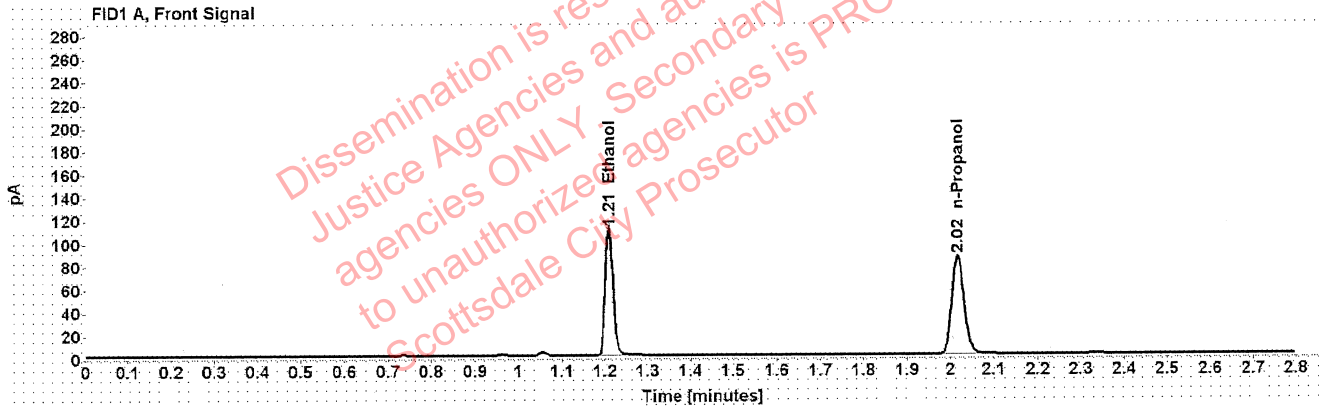


Table 1: FID 1 A (column DB-ALC1)

Compound	Amount (g/100mL)	Time (min)	Peak Area
>Ethanol	0.2238	1.210	140.519
n-Propanol	-----	2.017	170.174

Table 2: FID 2 B (column DB-ALC2)

Compound	Time (min)	Peak Area
Acetaldehyde	0.993	4.179
Ethanol	1.374	176.834
n-Propanol	2.468	209.807

Scottsdale Police Department Crime Lab Volatiles Analysis

Sample:	32701PG	Vial:	12
Description:	[REDACTED]	LIMS ID:	[REDACTED]
Method:	ethanol quant.M	Sequence:	13Jan21
Instrument:	US14173023 CN14160045	Injection date:	1/13/2021 4:02:52 PM
Data file:	C:\Chem32\11\Data\13Jan21\12.D	Analyst:	Canonico

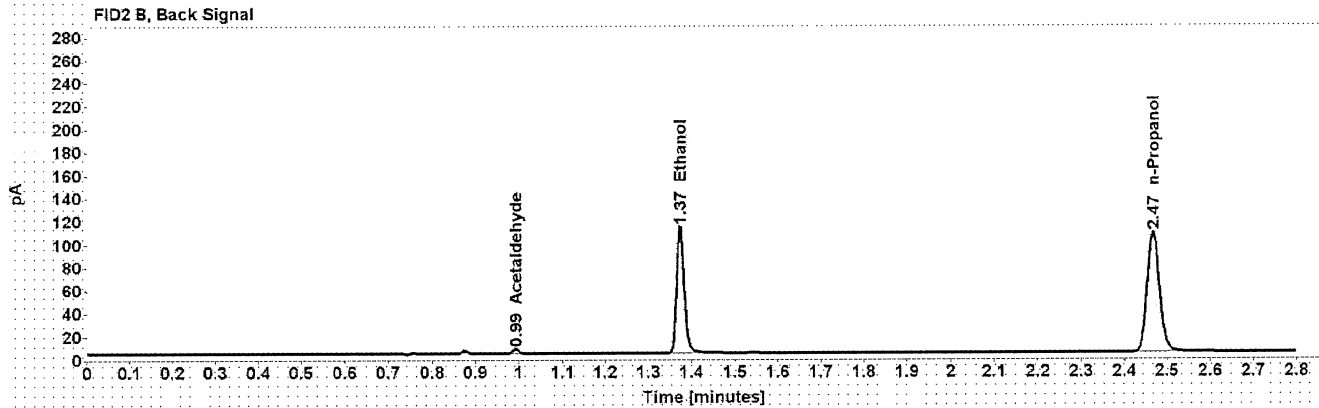
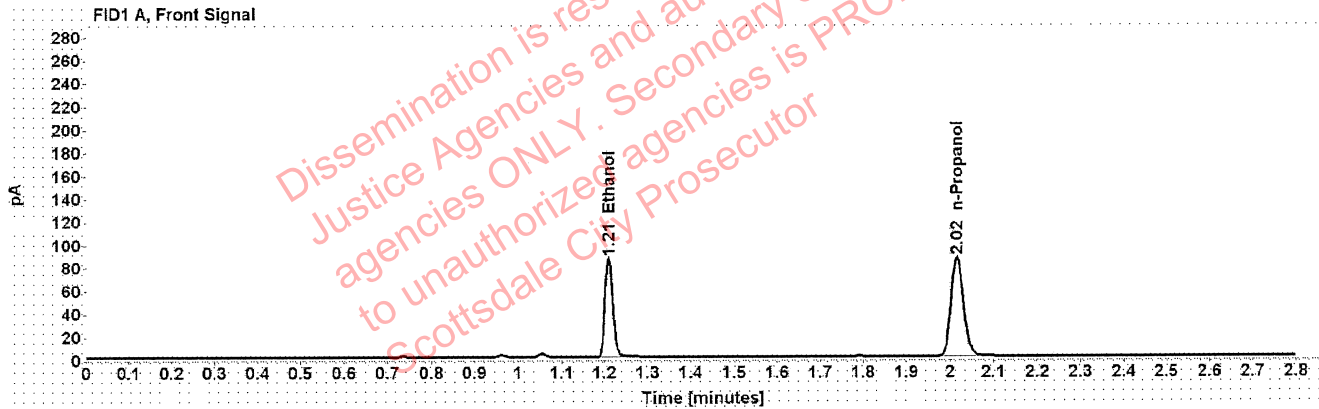


Table 1: FID 1 A (column DB-ALC1)

Compound	Amount (g/100mL)	Time (min)	Peak Area
>Ethanol	0.1729	1.210	109.201
n-Propanol	-----	2.017	171.571

Table 2: FID 2 B (column DB-ALC2)

Compound	Time (min)	Peak Area
Acetaldehyde	0.993	3.986
Ethanol	1.374	136.030
n-Propanol	2.468	211.116

Scottsdale Police Department Crime Lab Volatiles Analysis

Sample:	32701PG	Vial:	13
Description:	[REDACTED]	LIMS ID:	[REDACTED]
Method:	ethanol quant.M	Sequence:	13Jan21
Instrument:	US14173023 CN14160045	Injection date:	1/13/2021 4:07:08 PM
Data file:	C:\Chem32\1\Data\13Jan21\13.D	Analyst:	Canonico

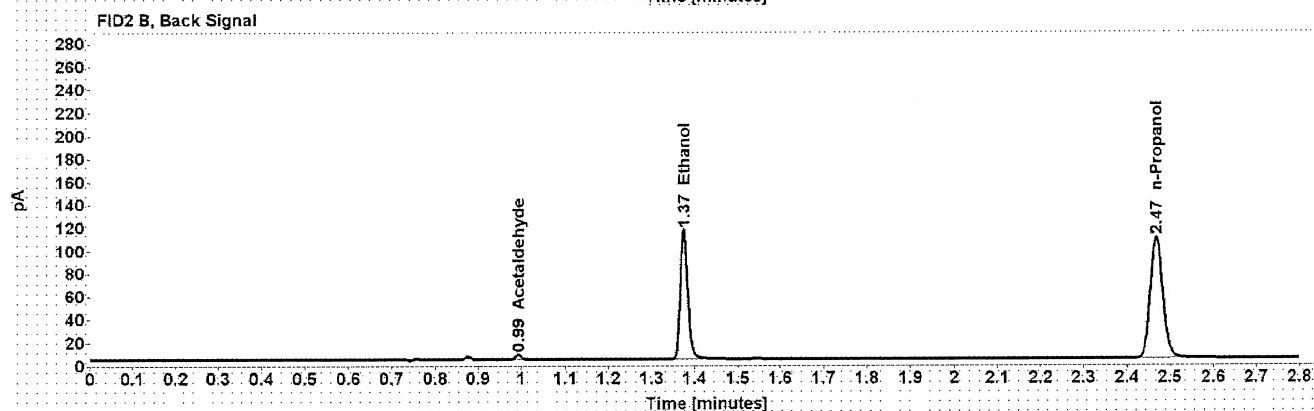
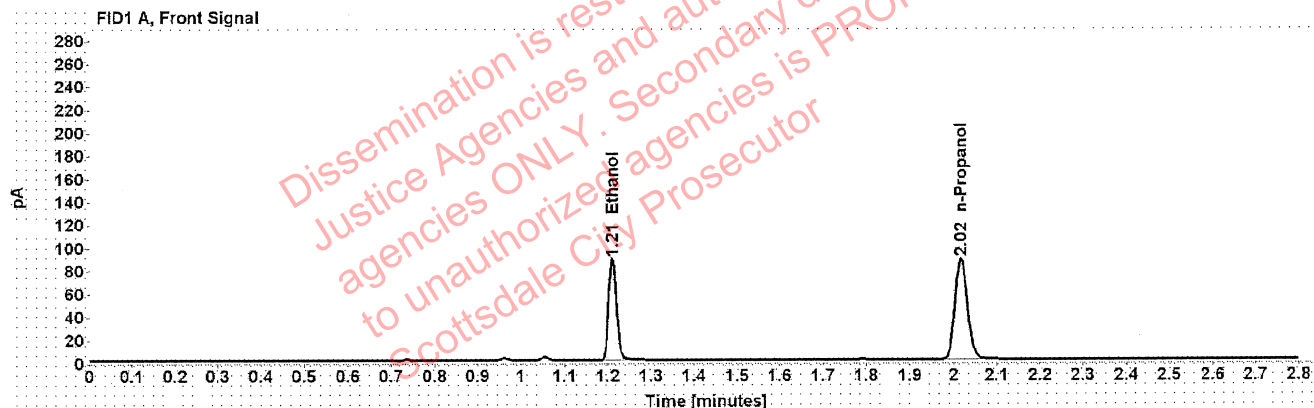


Table 1: FID 1 A (column DB-ALC1)

Compound	Amount (g/100mL)	Time (min)	Peak Area
>Ethanol	0.1741	1.210	111.984
n-Propanol	-----	2.017	174.650

Table 2: FID 2 B (column DB-ALC2)

Compound	Time (min)	Peak Area
Acetaldehyde	0.993	3.991
Ethanol	1.375	139.351
n-Propanol	2.468	214.970

Scottsdale Police Department Crime Lab Volatiles Analysis

Sample:	38101AT	Vial:	14
Description:	[REDACTED]	LIMS ID:	[REDACTED]
Method:	ethanol quant.M	Sequence:	13Jan21
Instrument:	US14173023 CN14160045	Injection date:	1/13/2021 4:11:08 PM
Data file:	C:\Chem32\11\Data\13Jan21\14.D	Analyst:	Canonico

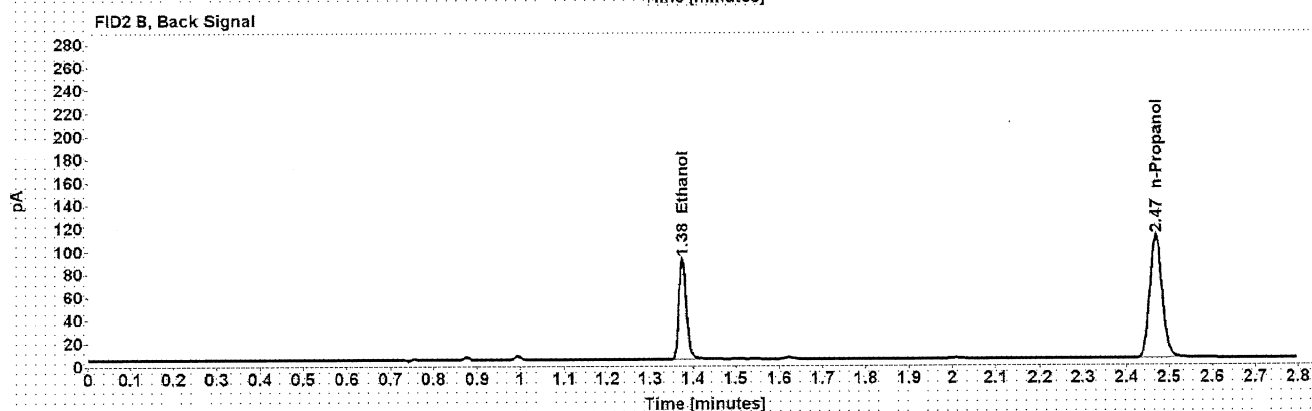
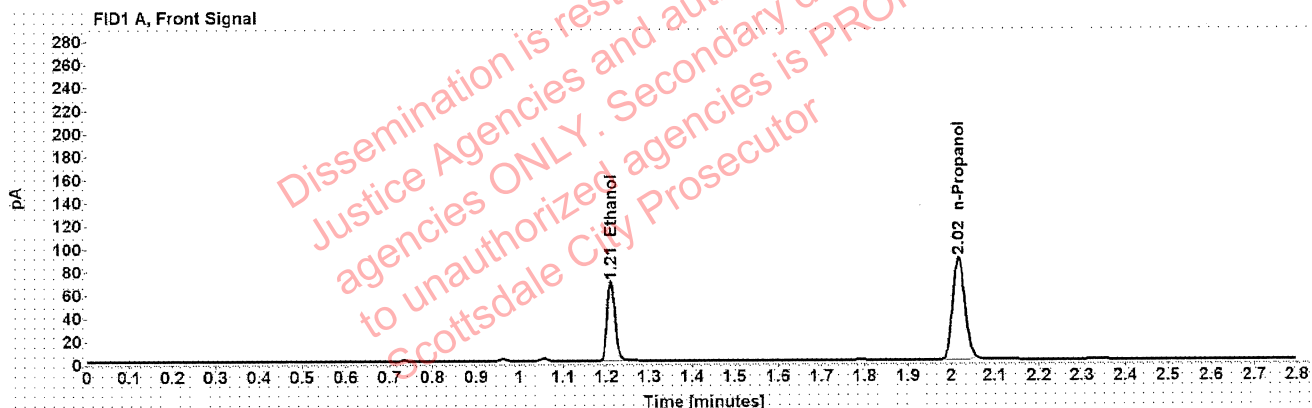


Table 1: FID 1 A (column DB-ALC1)

Compound	Amount (g/100mL)	Time (min)	Peak Area
>Ethanol	0.1352	1.211	87.461
n-Propanol	-----	2.017	176.074

Table 2: FID 2 B (column DB-ALC2)

Compound	Time (min)	Peak Area
Ethanol	1.375	108.887
n-Propanol	2.469	217.134

Case: [REDACTED] : Canonico, Erika - (14-Jan-2021)

User: ecanonico 1/14/2021

Scottsdale Police Department Crime Lab Volatiles Analysis

Sample:	38101AT	Vial:	15
Description:	[REDACTED]	LIMS ID:	[REDACTED]
Method:	ethanol quant.M	Sequence:	13Jan21
Instrument:	US14173023 CN14160045	Injection date:	1/13/2021 4:15:08 PM
Data file:	C:\Chem32\1\Data\13Jan21\15.D	Analyst:	Canonico

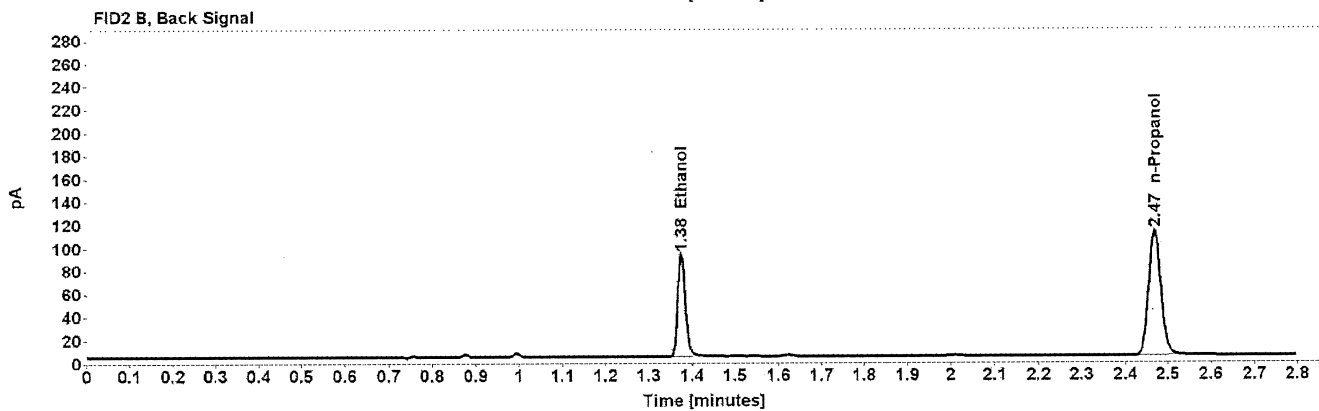
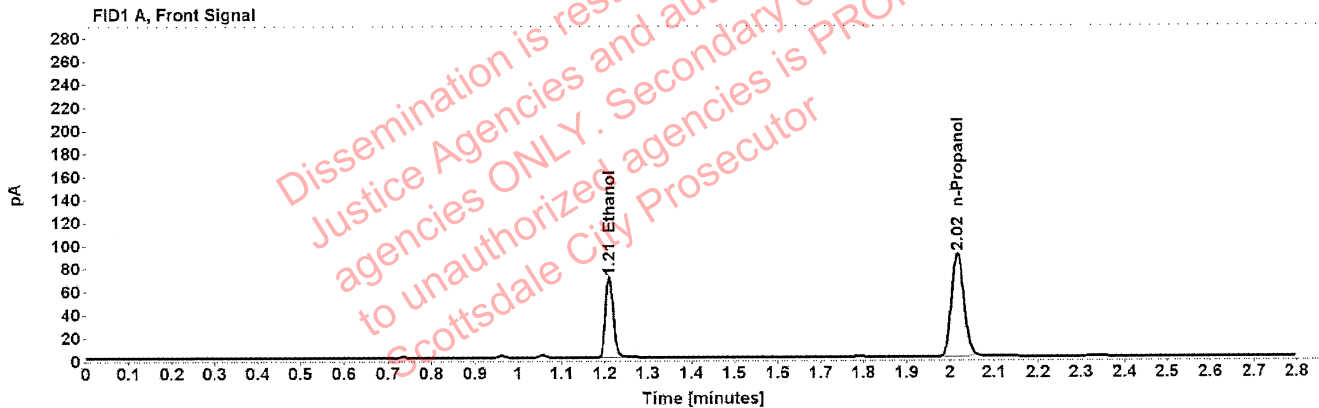


Table 1: FID 1 A (column DB-ALC1)

Compound	Amount (g/100mL)	Time (min)	Peak Area
>Ethanol	0.1352	1.211	88.834
n-Propanol	-----	2.017	178.852

Table 2: FID 2 B (column DB-ALC2)

Compound	Time (min)	Peak Area
Ethanol	1.375	110.604
n-Propanol	2.469	220.586

Scottsdale Police Department Crime Lab Volatiles Analysis

Sample:	38301PH	Vial:	17
Description:	[REDACTED]	LIMS ID:	[REDACTED]
Method:	ethanol quant.M	Sequence:	13Jan21
Instrument:	US14173023 CN14160045	Injection date:	1/13/2021 4:23:08 PM
Data file:	C:\Chem32\1\Data\13Jan21\17.D	Analyst:	Canonico

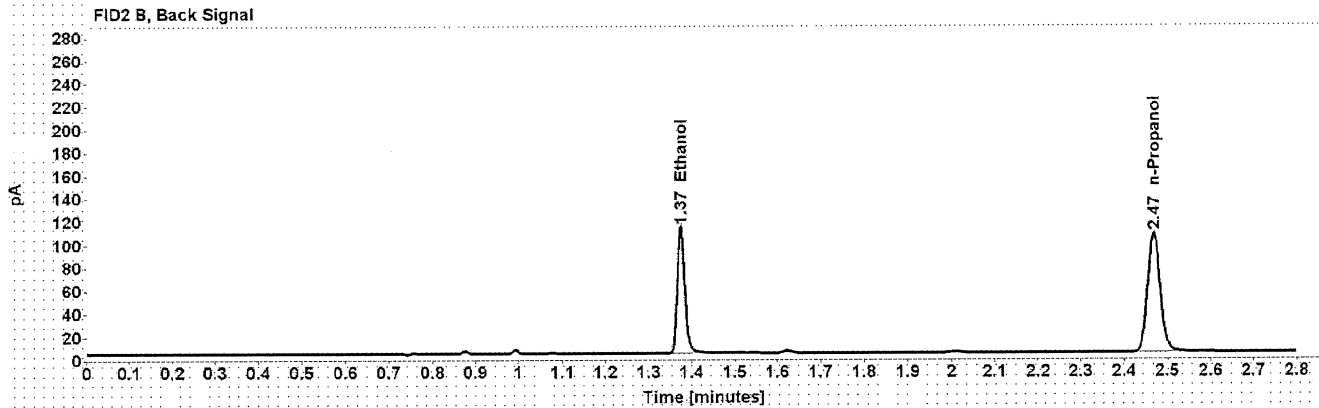
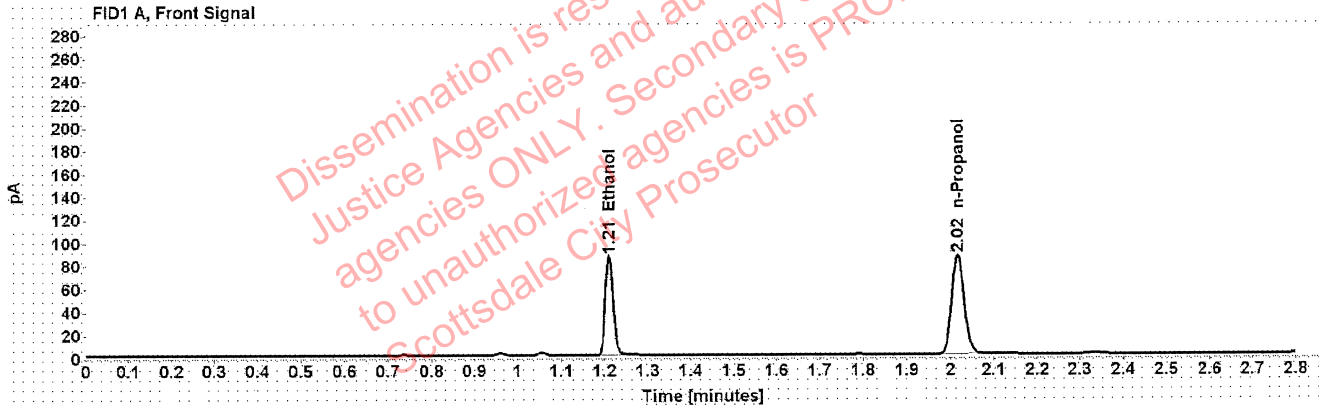


Table 1: FID 1 A (column DB-ALC1)

Compound	Amount (g/100mL)	Time (min)	Peak Area
>Ethanol	0.1730	1.210	109.105
n-Propanol	-----	2.017	171.309

Table 2: FID 2 B (column DB-ALC2)

Compound	Time (min)	Peak Area
Ethanol	1.375	135.894
n-Propanol	2.468	211.631

Scottsdale Police Department Crime Lab Volatiles Analysis

Sample:	38301PH	Vial:	16
Description:	[REDACTED]	LIMS ID:	[REDACTED]
Method:	ethanol quant.M	Sequence:	13Jan21
Instrument:	US14173023 CN14160045	Injection date:	1/13/2021 4:19:08 PM
Data file:	C:\Chem32\1\Data\13Jan21\16.D	Analyst:	Canonico

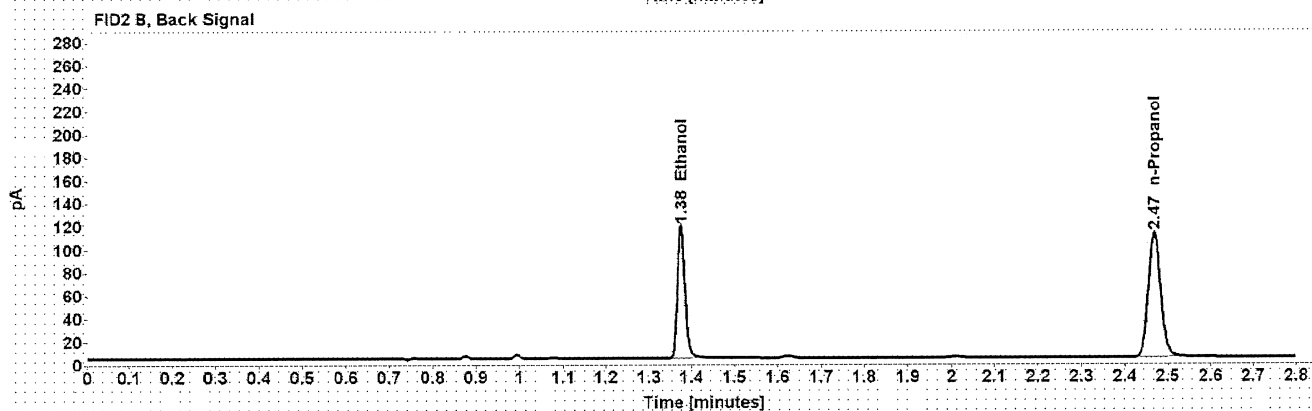
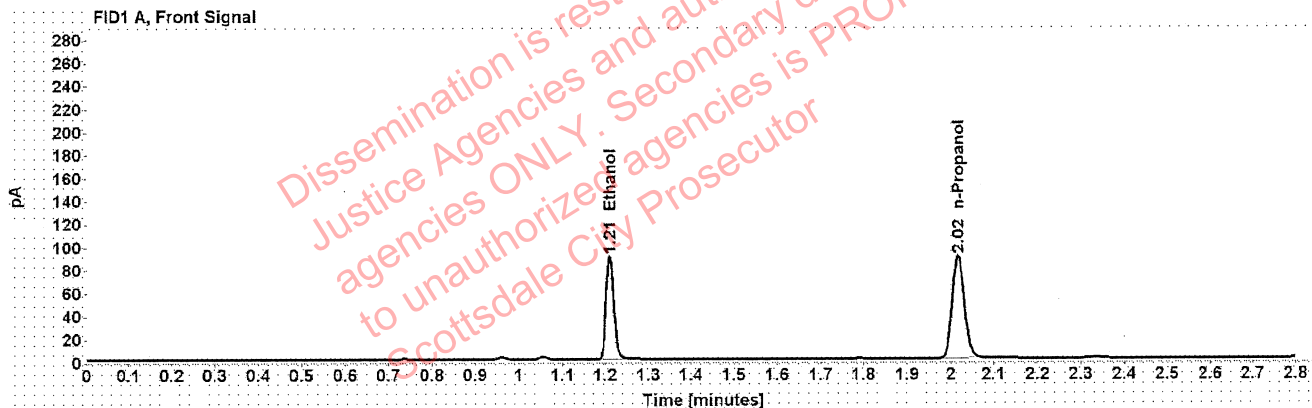


Table 1: FID 1 A (column DB-ALC1)

Compound	Amount (g/100mL)	Time (min)	Peak Area
>Ethanol	0.1750	1.210	114.468
n-Propanol	-----	2.017	177.686

Table 2: FID 2 B (column DB-ALC2)

Compound	Time (min)	Peak Area
Ethanol	1.375	142.414
n-Propanol	2.469	219.447

Scottsdale Police Department Crime Lab Volatiles Analysis

Sample:	33801LM	Vial:	18
Description:	[REDACTED]	LIMS ID:	[REDACTED]
Method:	ethanol quant.M	Sequence:	13Jan21
Instrument:	US14173023 CN14160045	Injection date:	1/13/2021 4:27:07 PM
Data file:	C:\Chem32\1\Data\13Jan21\18.D	Analyst:	Canonico

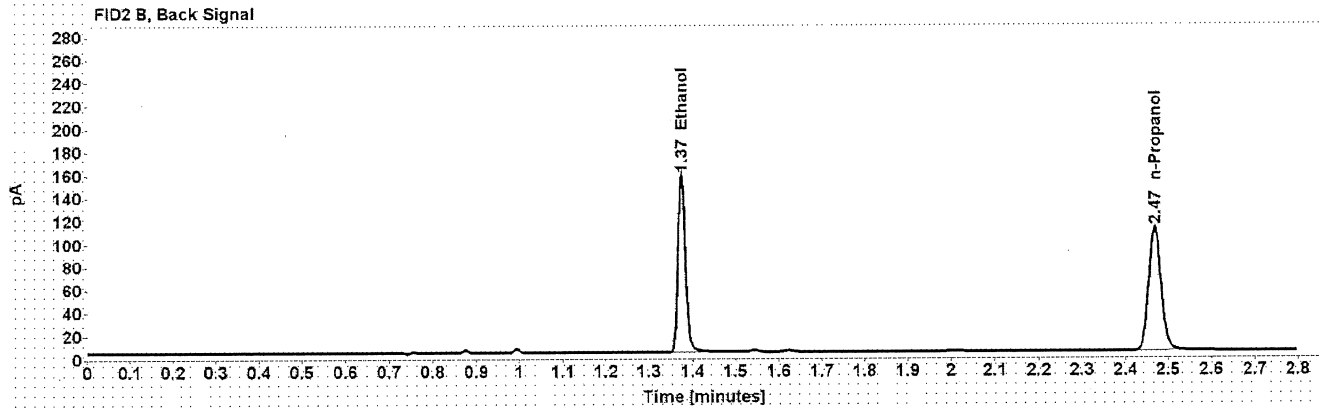
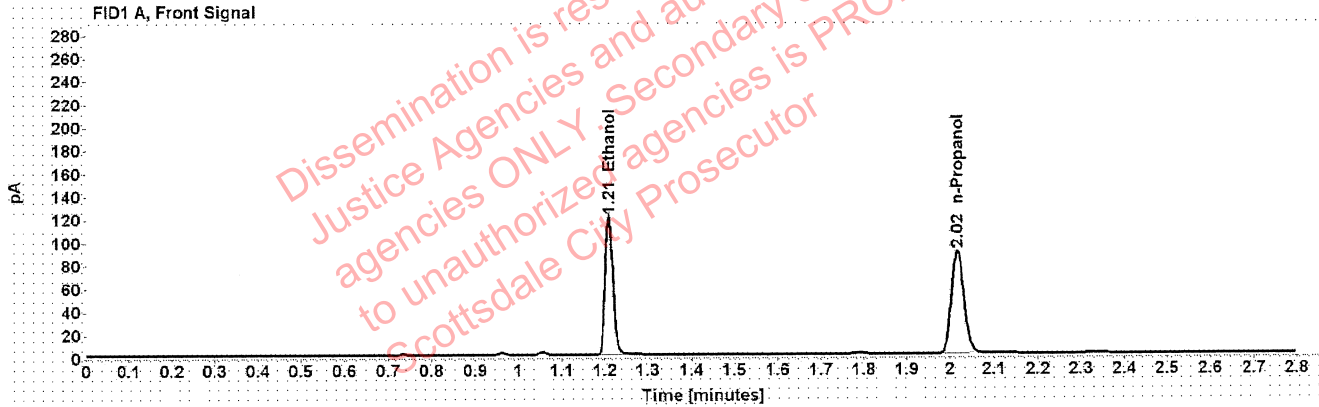


Table 1: FID 1 A (column DB-ALC1)

Compound	Amount (g/100mL)	Time (min)	Peak Area
>Ethanol	0.2329	1.210	152.280
n-Propanol	-----	2.017	177.221

Table 2: FID 2 B (column DB-ALC2)

Compound	Time (min)	Peak Area
Ethanol	1.375	191.512
n-Propanol	2.468	218.984

Scottsdale Police Department Crime Lab Volatiles Analysis

Sample:	33801LM	Vial:	19
Description:	██	LIMS ID:	████████████████████
Method:	ethanol quant.M	Sequence:	13Jan21
Instrument:	US14173023 CN14160045	Injection date:	1/13/2021 4:31:23 PM
Data file:	C:\Chem32\1\Data\13Jan21\19.D	Analyst:	Canonico

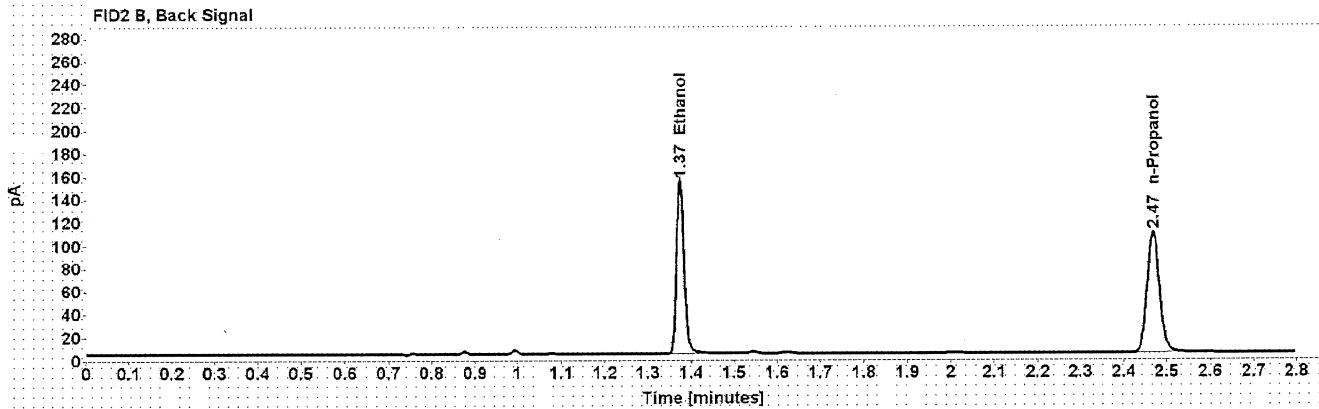
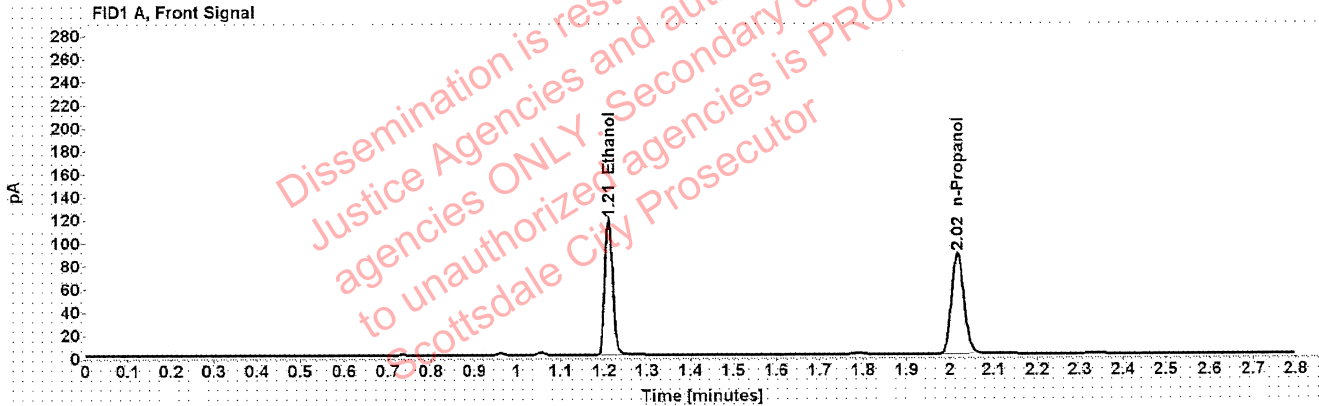


Table 1: FID 1 A (column DB-ALC1)

Compound	Amount (g/100mL)	Time (min)	Peak Area
>Ethanol	0.2329	1.210	149.770
n-Propanol	-----	2.017	174.300

Table 2: FID 2 B (column DB-ALC2)

Compound	Time (min)	Peak Area
Ethanol	1.375	188.046
n-Propanol	2.468	214.916

Scottsdale Police Department Crime Lab Volatiles Analysis

Sample:	32701MS	Vial:	21
Description:	[REDACTED]	LIMS ID:	[REDACTED]
Method:	ethanol quant.M	Sequence:	13Jan21
Instrument:	US14173023 CN14160045	Injection date:	1/13/2021 4:39:22 PM
Data file:	C:\Chem32\1\Data\13Jan21\21.D	Analyst:	Canonico

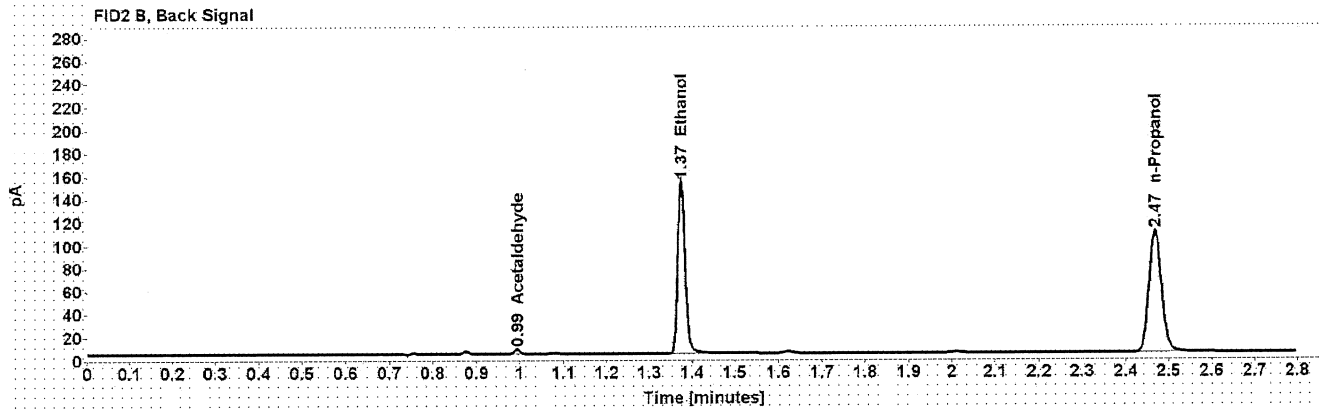
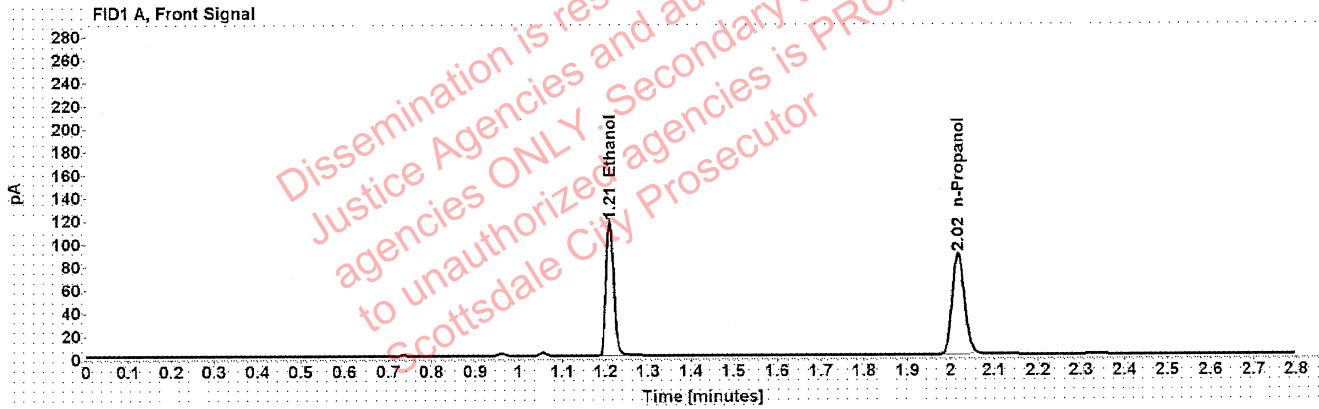


Table 1: FID 1 A (column DB-ALC1)

Compound	Amount (g/100mL)	Time (min)	Peak Area
>Ethanol	0.2289	1.210	147.885
n-Propanol	-----	2.017	175.073

Table 2: FID 2 B (column DB-ALC2)

Compound	Time (min)	Peak Area
Acetaldehyde	0.993	3.867
Ethanol	1.375	186.230
n-Propanol	2.469	216.142

Scottsdale Police Department Crime Lab Volatiles Analysis

Sample:	32701MS	Vial:	22
Description:	[REDACTED]	LIMS ID:	[REDACTED]
Method:	ethanol quant.M	Sequence:	13Jan21
Instrument:	US14173023 CN14160045	Injection date:	1/13/2021 4:43:23 PM
Data file:	C:\Chem32\1\Data\13Jan21\22.D	Analyst:	Canonico

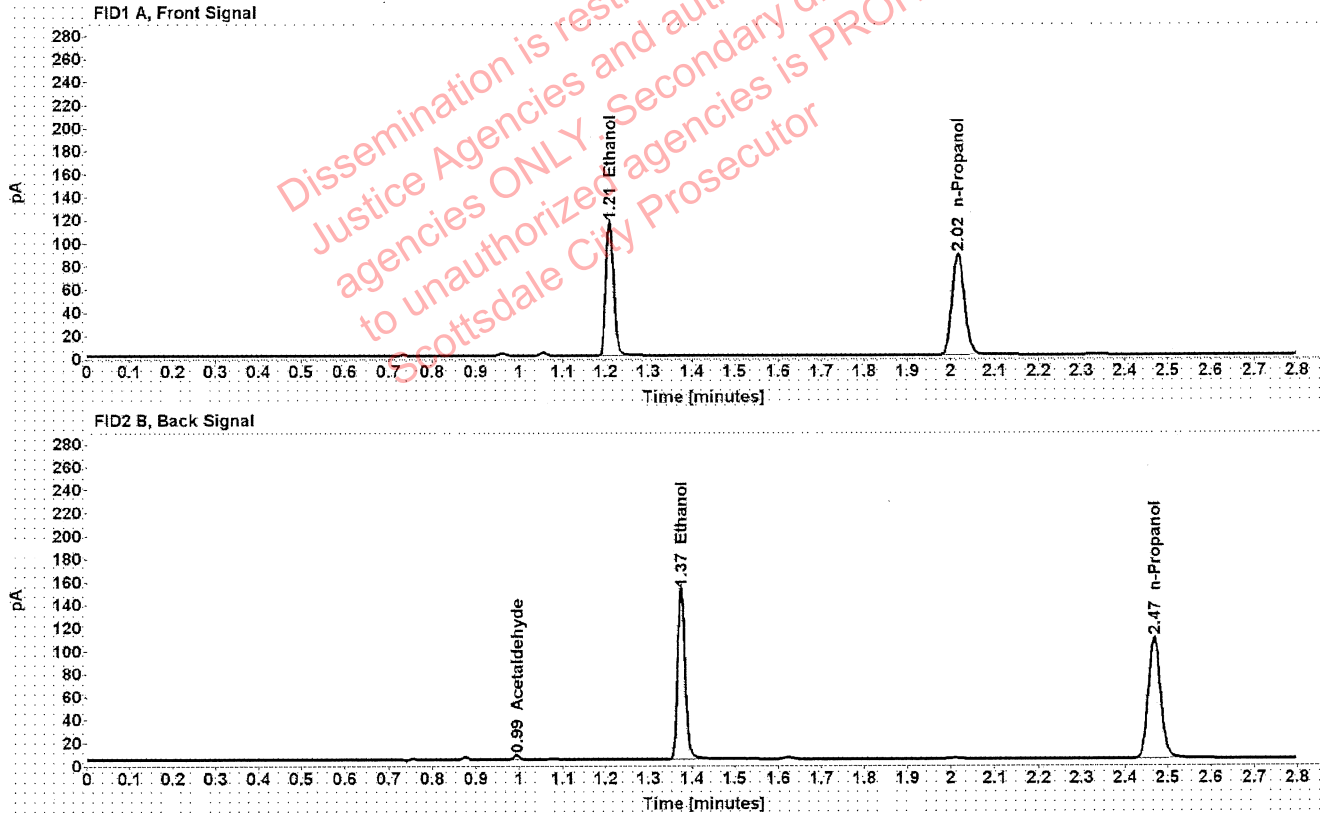


Table 1: FID 1 A (column DB-ALC1)

Compound	Amount (g/100mL)	Time (min)	Peak Area
>Ethanol	0.2293	1.210	147.241
n-Propanol	-----	2.017	174.071

Table 2: FID 2 B (column DB-ALC2)

Compound	Time (min)	Peak Area
Acetaldehyde	0.993	3.764
Ethanol	1.375	185.294
n-Propanol	2.468	214.970

Case: [REDACTED] : Canonico, Erika - (14-Jan-2021)

User: ecanonico 1/14/2021

Scottsdale Police Department Crime Lab Volatiles Analysis

Sample:	33401MF	Vial:	23
Description:	[REDACTED]	LIMS ID:	[REDACTED]
Method:	ethanol quant.M	Sequence:	13Jan21
Instrument:	US14173023 CN14160045	Injection date:	1/13/2021 4:47:22 PM
Data file:	C:\Chem32\1\Data\13Jan21\23.D	Analyst:	Canonico

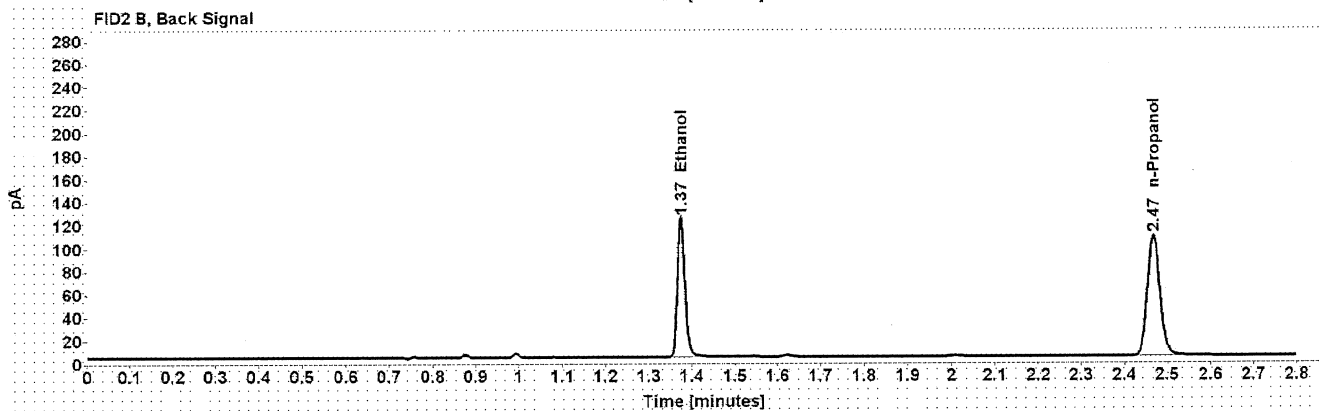
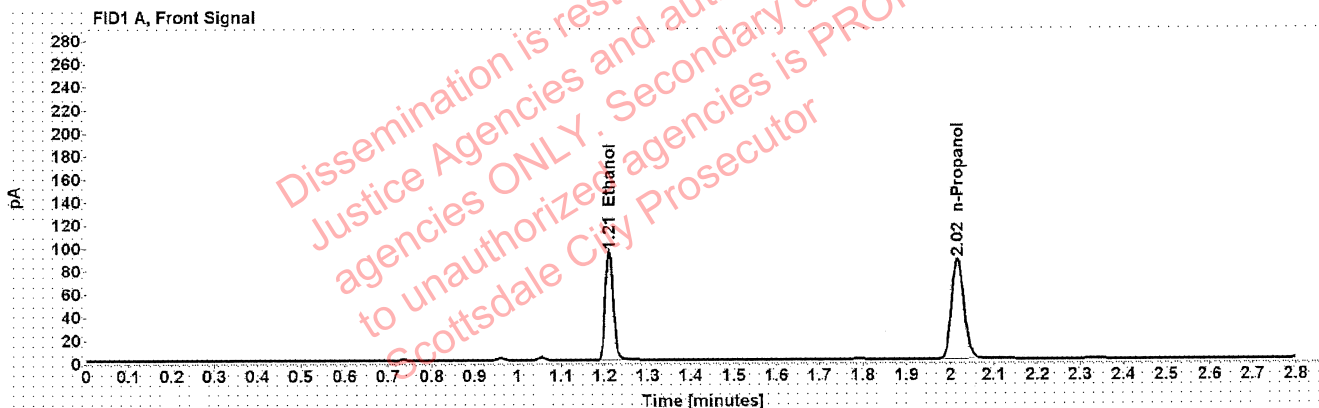


Table 1: FID 1 A (column DB-ALC1)

Compound	Amount (g/100mL)	Time (min)	Peak Area
>Ethanol	0.1883	1.210	120.278
n-Propanol	-----	2.017	173.371

Table 2: FID 2 B (column DB-ALC2)

Compound	Time (min)	Peak Area
Ethanol	1.375	149.712
n-Propanol	2.468	214.053

Case: [REDACTED] : Canonico, Erika - (14-Jan-2021)

User: ecanonico 1/14/2021

Scottsdale Police Department Crime Lab Volatiles Analysis

Sample:	33401MF	Vial:	24
Description:	[REDACTED]	LIMS ID:	[REDACTED]
Method:	ethanol quant.M	Sequence:	13Jan21
Instrument:	US14173023 CN14160045	Injection date:	1/13/2021 4:51:23 PM
Data file:	C:\Chem32\11\Data\13Jan21\24.D	Analyst:	Canonico

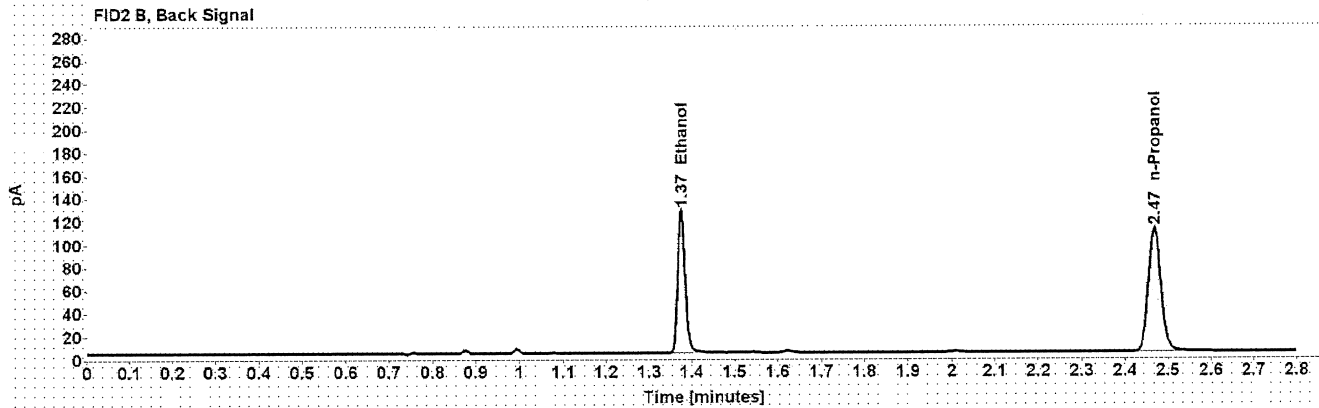
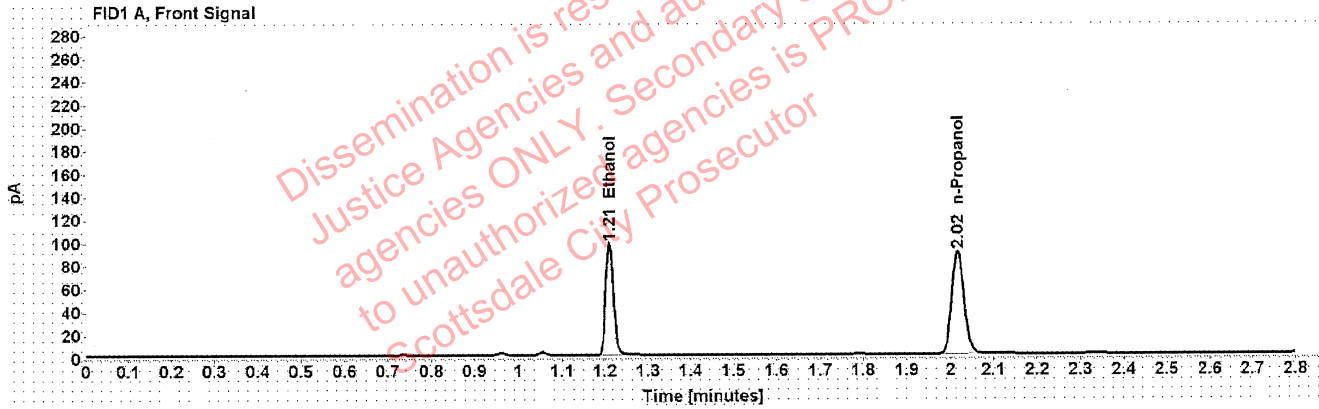


Table 1: FID 1 A (column DB-ALC1)

Compound	Amount (g/100mL)	Time (min)	Peak Area
>Ethanol	0.1892	1.210	123.763
n-Propanol	-----	2.017	177.498

Table 2: FID 2 B (column DB-ALC2)

Compound	Time (min)	Peak Area
Ethanol	1.375	153.891
n-Propanol	2.468	219.139

Scottsdale Police Department Crime Lab Volatiles Analysis

Sample:	34701DB	Vial:	25
Description:	██████████	LIMS ID:	██████████
Method:	ethanol quant.M	Sequence:	13Jan21
Instrument:	US14173023 CN14160045	Injection date:	1/13/2021 4:55:37 PM
Data file:	C:\Chem32\1\Data\13Jan21\25.D	Analyst:	Canonico

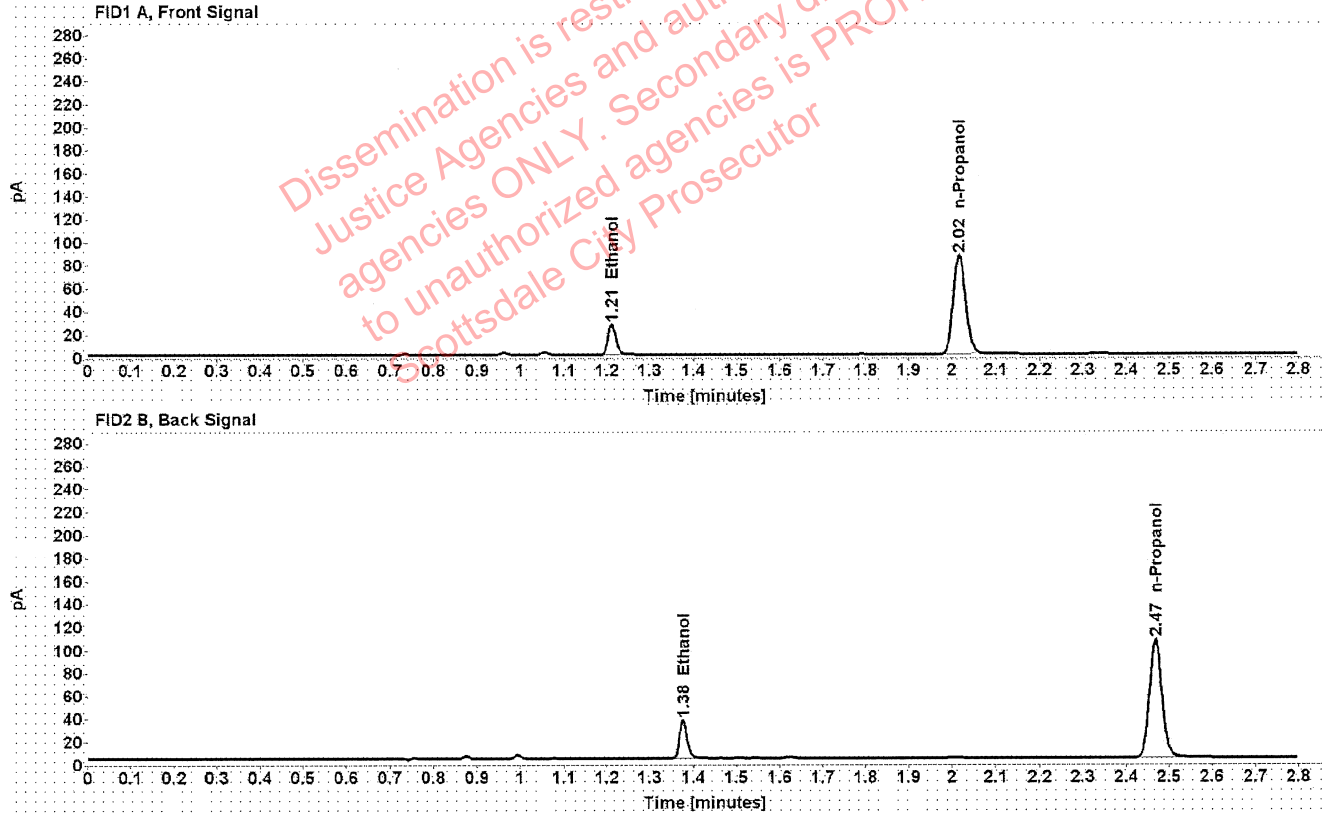


Table 1: FID 1 A (column DB-ALC1)

Compound	Amount (g/100mL)	Time (min)	Peak Area
>Ethanol	0.0548	1.211	33.952
n-Propanol	-----	2.017	171.361

Table 2: FID 2 B (column DB-ALC2)

Compound	Time (min)	Peak Area
Ethanol	1.376	42.503
n-Propanol	2.468	211.211

Scottsdale Police Department Crime Lab Volatiles Analysis

Sample:	34701DB	Vial:	26
Description:	[REDACTED]	LIMS ID:	[REDACTED]
Method:	ethanol quant.M	Sequence:	13Jan21
Instrument:	US14173023 CN14160045	Injection date:	1/13/2021 4:59:38 PM
Data file:	C:\Chem32\1\Data\13Jan21\26.D	Analyst:	Canonico

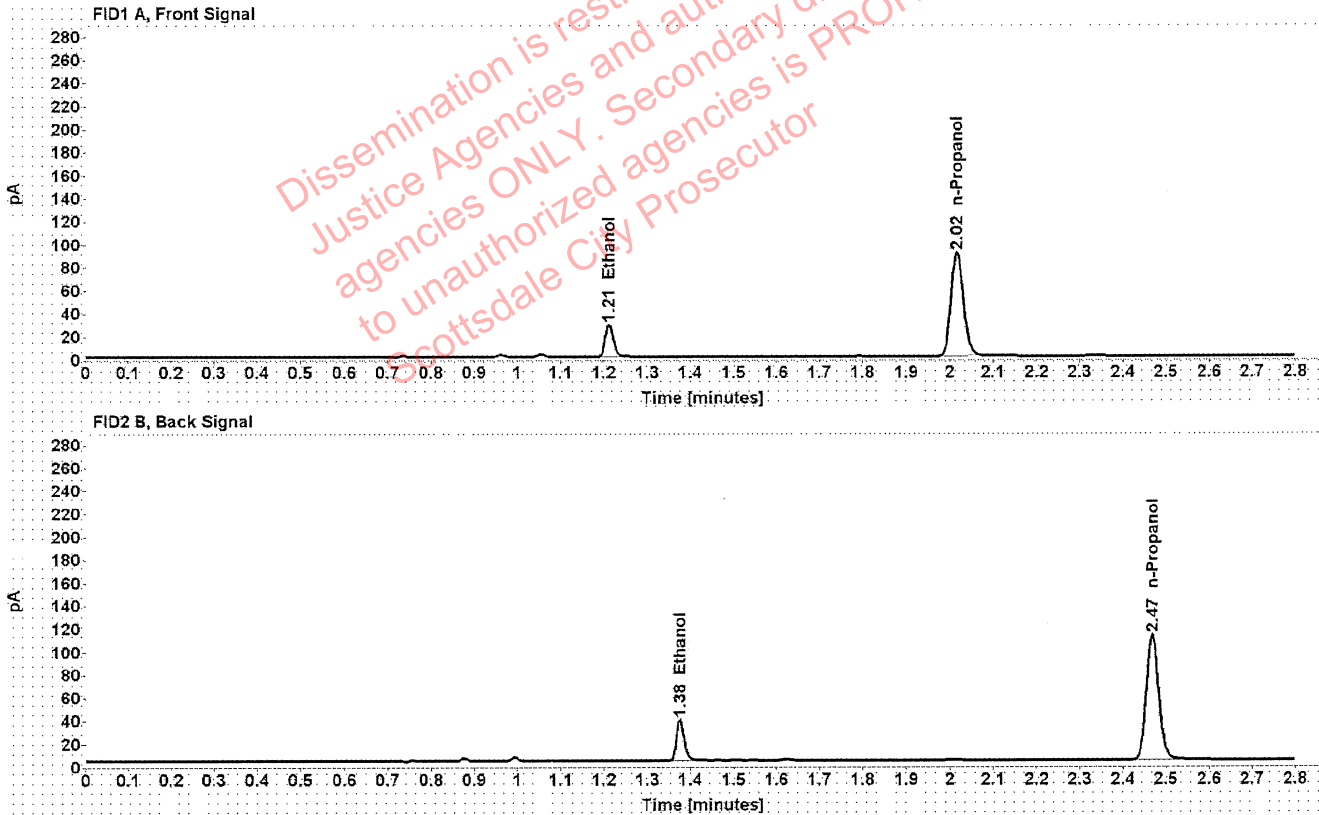


Table 1: FID 1 A (column DB-ALC1)

Compound	Amount (g/100mL)	Time (min)	Peak Area
>Ethanol	0.0552	1.212	35.766
n-Propanol	-----	2.017	179.315

Table 2: FID 2 B (column DB-ALC2)

Compound	Time (min)	Peak Area
Ethanol	1.376	45.072
n-Propanol	2.468	221.285

Scottsdale Police Department Crime Lab Volatiles Analysis

Sample:	34701BG	Vial:	27
Description:	[REDACTED]	LIMS ID:	[REDACTED]
Method:	ethanol quant.M	Sequence:	13Jan21
Instrument:	US14173023 CN14160045	Injection date:	1/13/2021 5:03:38 PM
Data file:	C:\Chem32\1\Data\13Jan21\27.D	Analyst:	Canonico

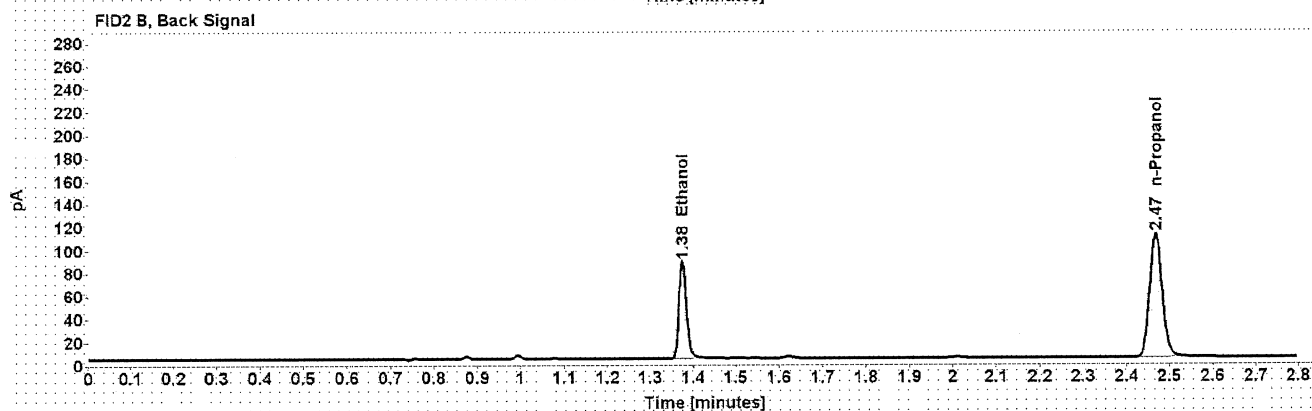
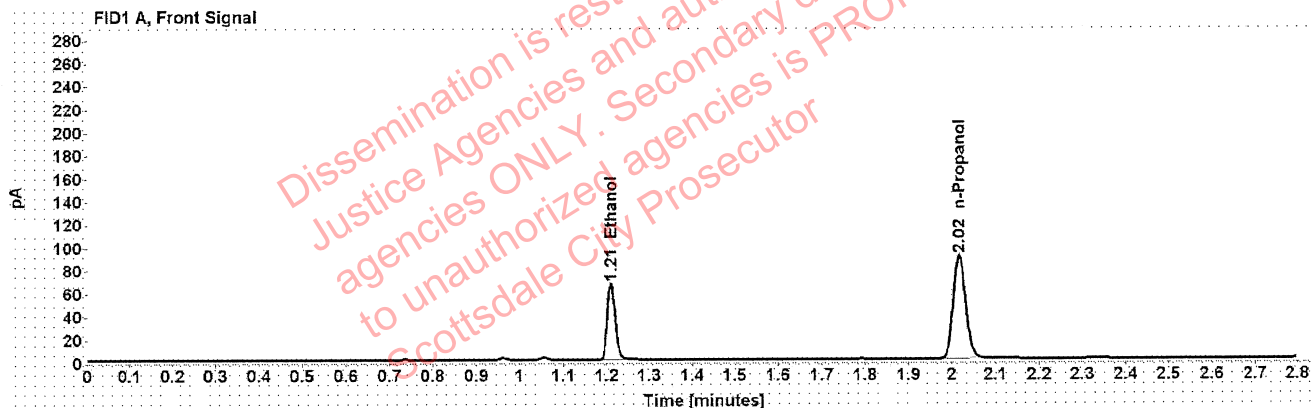


Table 1: FID 1 A (column DB-ALC1)

Compound	Amount (g/100mL)	Time (min)	Peak Area
>Ethanol	0.1293	1.211	84.543
n-Propanol	-----	2.017	178.044

Table 2: FID 2 B (column DB-ALC2)

Compound	Time (min)	Peak Area
Ethanol	1.375	105.217
n-Propanol	2.468	219.560

Scottsdale Police Department Crime Lab Volatiles Analysis

Sample:	34701BG	Vial:	28
Description:	[REDACTED]	LIMS ID:	[REDACTED]
Method:	ethanol quant.M	Sequence:	13Jan21
Instrument:	US14173023 CN14160045	Injection date:	1/13/2021 5:07:38 PM
Data file:	C:\Chem32\11\Data\13Jan21\28.D	Analyst:	Canonico

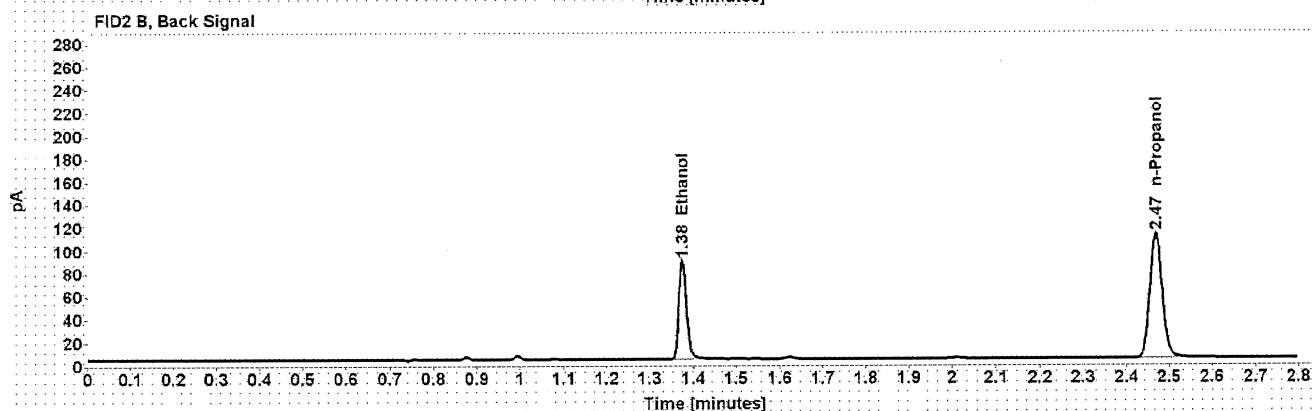
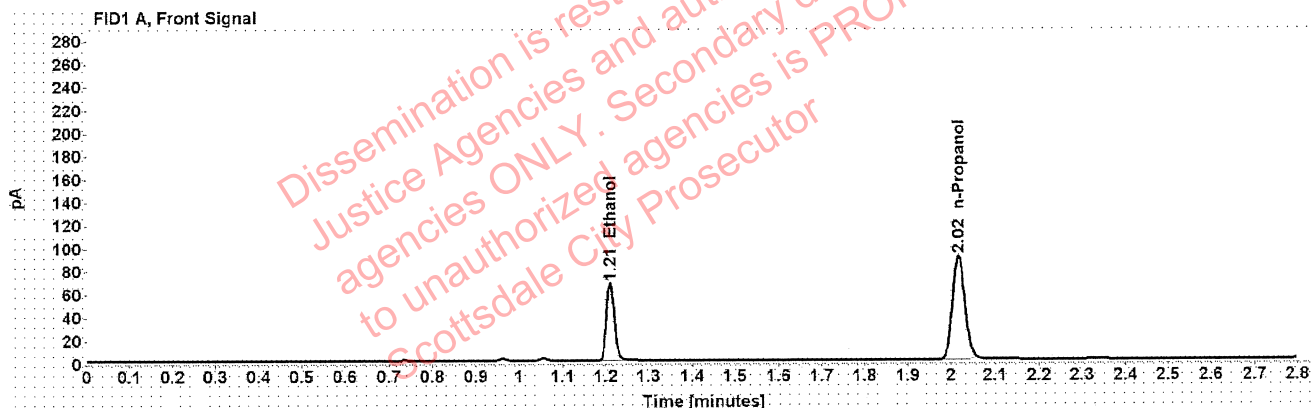


Table 1: FID 1 A (column DB-ALC1)

Compound	Amount (g/100mL)	Time (min)	Peak Area
>Ethanol	0.1303	1.211	86.085
n-Propanol	-----	2.017	179.908

Table 2: FID 2 B (column DB-ALC2)

Compound	Time (min)	Peak Area
Ethanol	1.375	107.106
n-Propanol	2.469	221.987

Scottsdale Police Department Crime Lab Volatiles Analysis

Sample:	32001CB	Vial:	29
Description:	[REDACTED]	LIMS ID:	[REDACTED]
Method:	ethanol quant.M	Sequence:	13Jan21
Instrument:	US14173023 CN14160045	Injection date:	1/13/2021 5:11:38 PM
Data file:	C:\Chem32\1\Data\13Jan21\29.D	Analyst:	Canonico

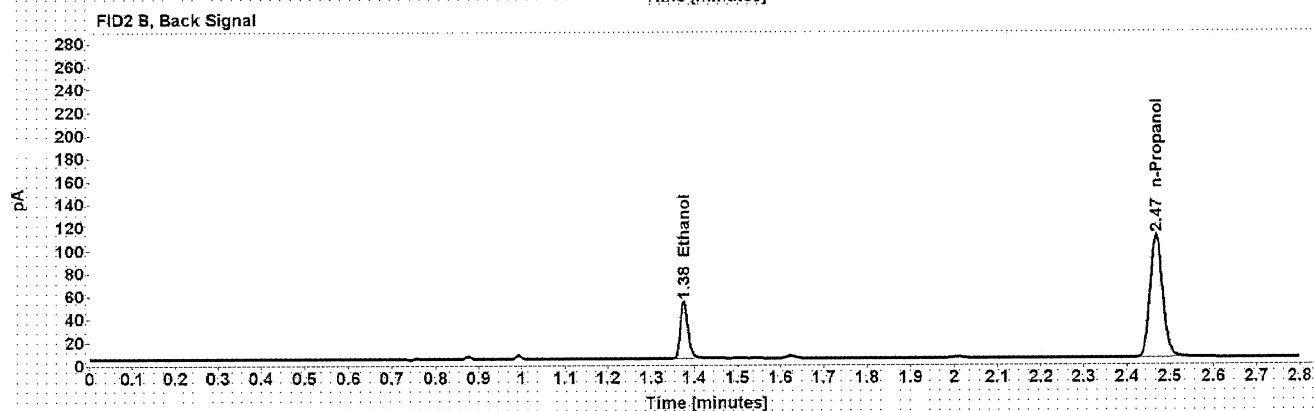
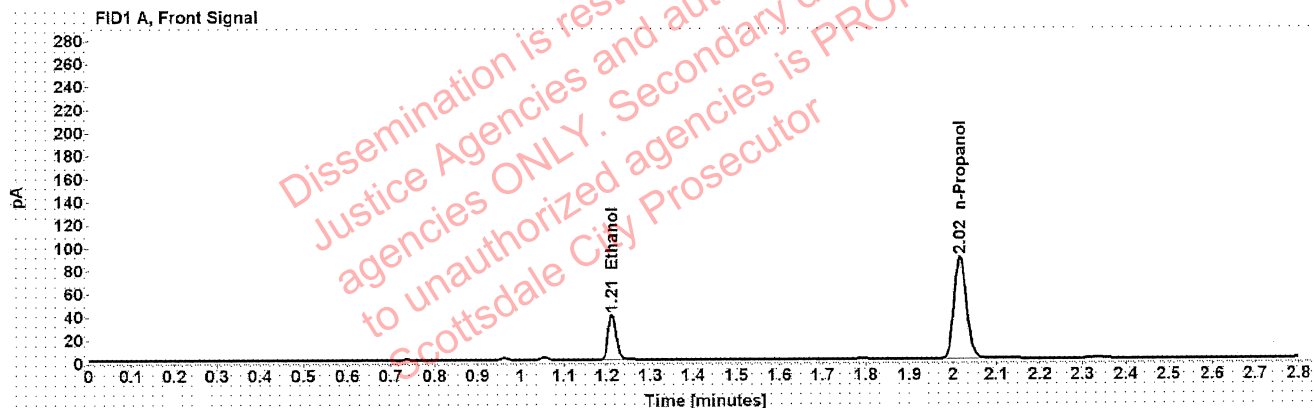


Table 1: FID 1 A (column DB-ALC1)

Compound	Amount (g/100mL)	Time (min)	Peak Area
>Ethanol	0.0773	1.211	49.923
n-Propanol	-----	2.017	177.278

Table 2: FID 2 B (column DB-ALC2)

Compound	Time (min)	Peak Area
Ethanol	1.376	61.837
n-Propanol	2.468	217.235

Scottsdale Police Department Crime Lab Volatiles Analysis

Sample:	32001CB	Vial:	30
Description:	██████████	LIMS ID:	██████████
Method:	ethanol quant.M	Sequence:	13Jan21
Instrument:	US14173023 CN14160045	Injection date:	1/13/2021 5:15:38 PM
Data file:	C:\Chem32\1\Data\13Jan21\30.D	Analyst:	Canonico

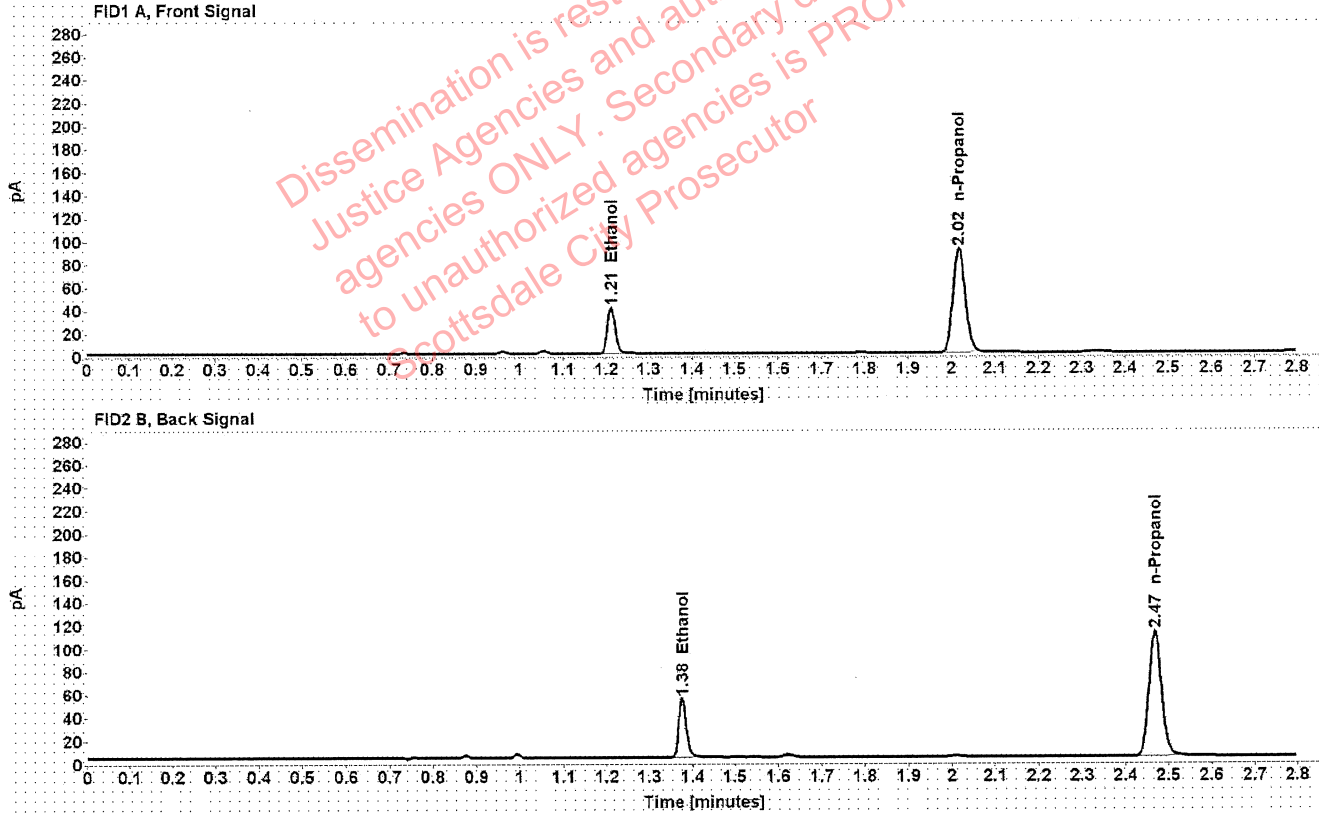


Table 1: FID 1 A (column DB-ALC1)

Compound	Amount (g/100mL)	Time (min)	Peak Area
>Ethanol	0.0783	1.211	51.452
n-Propanol	-----	2.017	180.305

Table 2: FID 2 B (column DB-ALC2)

Compound	Time (min)	Peak Area
Ethanol	1.376	63.775
n-Propanol	2.469	222.363

Scottsdale Police Department Crime Lab Volatiles Analysis

Sample:	33401RM	Vial:	32
Description:	██	LIMS ID:	████████████████████
Method:	ethanol quant.M	Sequence:	13Jan21
Instrument:	US14173023 CN14160045	Injection date:	1/13/2021 5:23:53 PM
Data file:	C:\Chem32\1\Data\13Jan21\32.D	Analyst:	Canonico

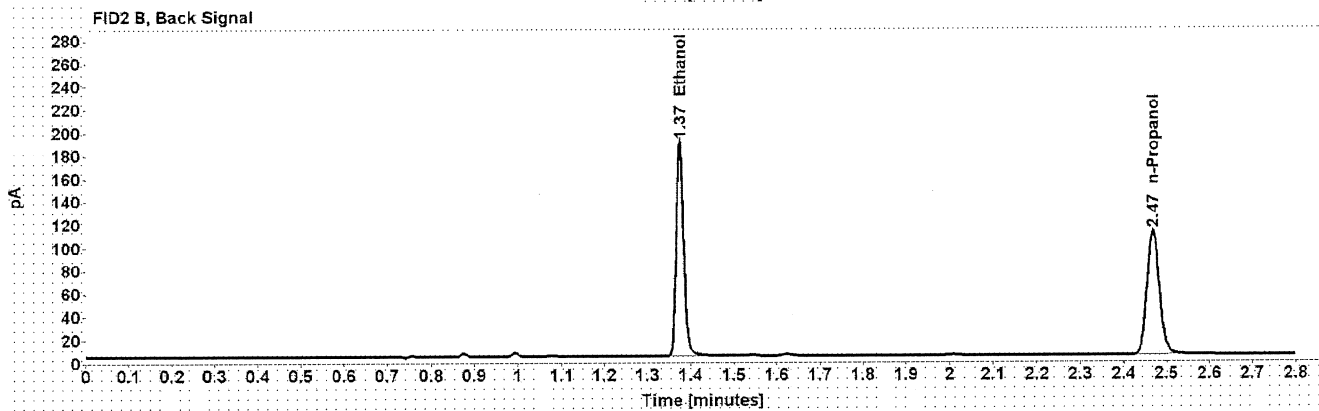
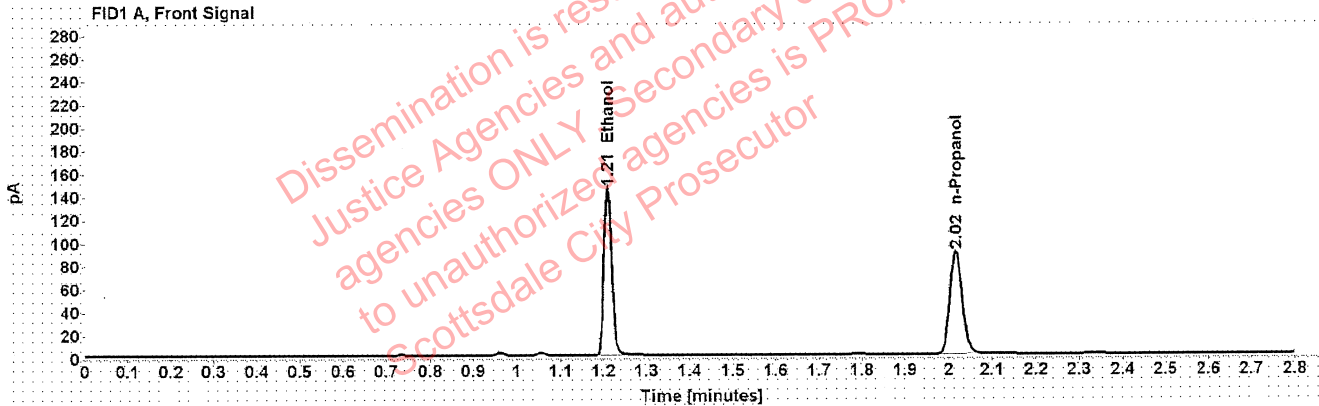


Table 1: FID 1 A (column DB-ALC1)

Compound	Amount (g/100mL)	Time (min)	Peak Area
>Ethanol	0.2810	1.210	184.346
n-Propanol	-----	2.017	177.567

Table 2: FID 2 B (column DB-ALC2)

Compound	Time (min)	Peak Area
Ethanol	1.375	231.529
n-Propanol	2.469	219.016

Scottsdale Police Department Crime Lab Volatiles Analysis

Sample:	33401RM	Vial:	33
Description:	[REDACTED]	LIMS ID:	[REDACTED]
Method:	ethanol quant.M	Sequence:	13Jan21
Instrument:	US14173023 CN14160045	Injection date:	1/13/2021 5:27:53 PM
Data file:	C:\Chem32\1\Data\13Jan21\33.D	Analyst:	Canonico

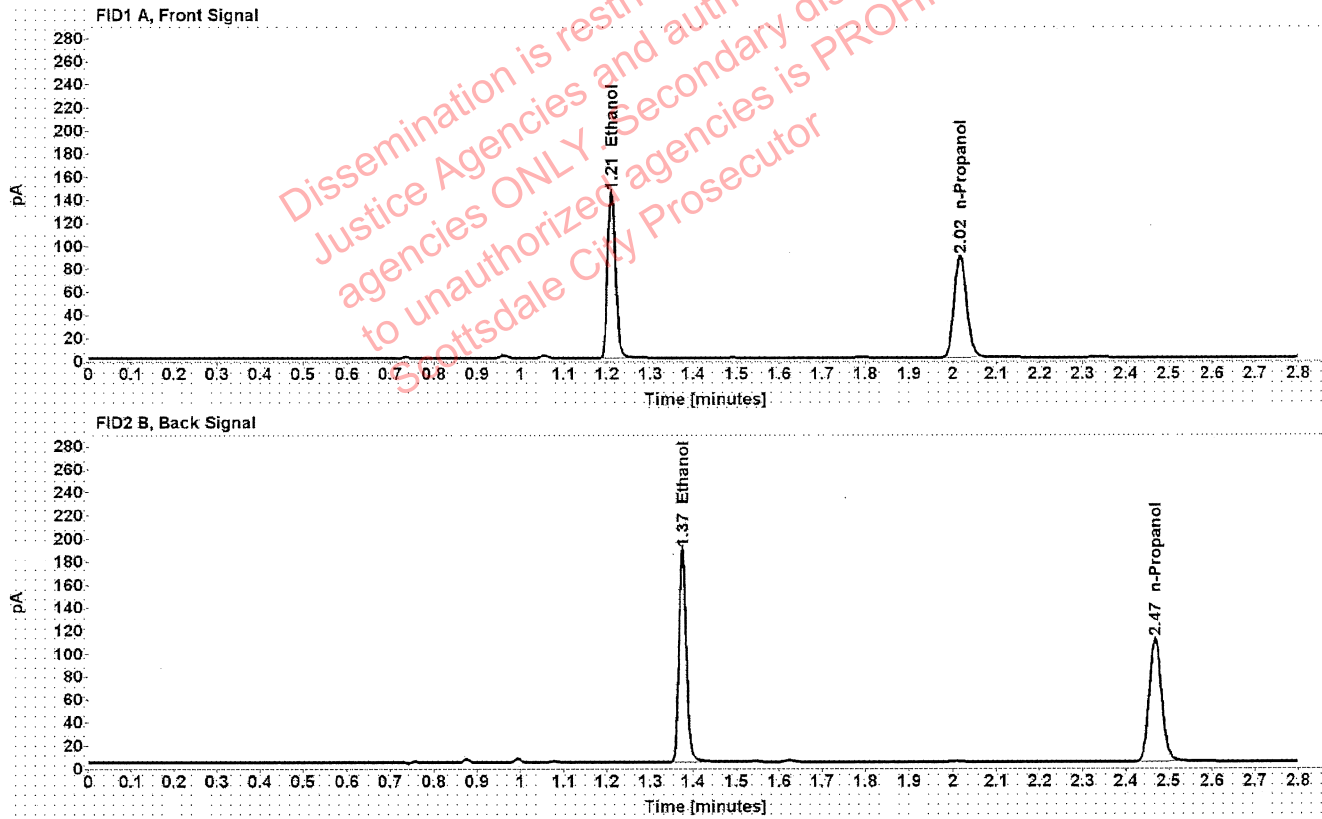


Table 1: FID 1 A (column DB-ALC1)

Compound	Amount (g/100mL)	Time (min)	Peak Area
>Ethanol	0.2801	1.210	183.083
n-Propanol	-----	2.017	176.926

Table 2: FID 2 B (column DB-ALC2)

Compound	Time (min)	Peak Area
Ethanol	1.375	230.071
n-Propanol	2.469	218.006

██████████: Canonico, Erika - (14-Jan-2021)

Case: ██████████ User: ecanonico 1/14/2021

Scottsdale Police Department Crime Lab Volatiles Analysis

Sample:	33401GC	Vial:	34
Description:	██	LIMS ID:	████████████████
Method:	ethanol quant.M	Sequence:	13Jan21
Instrument:	US14173023 CN14160045	Injection date:	1/13/2021 5:31:53 PM
Data file:	C:\Chem32\1\Data\13Jan21\34.D	Analyst:	Canonico

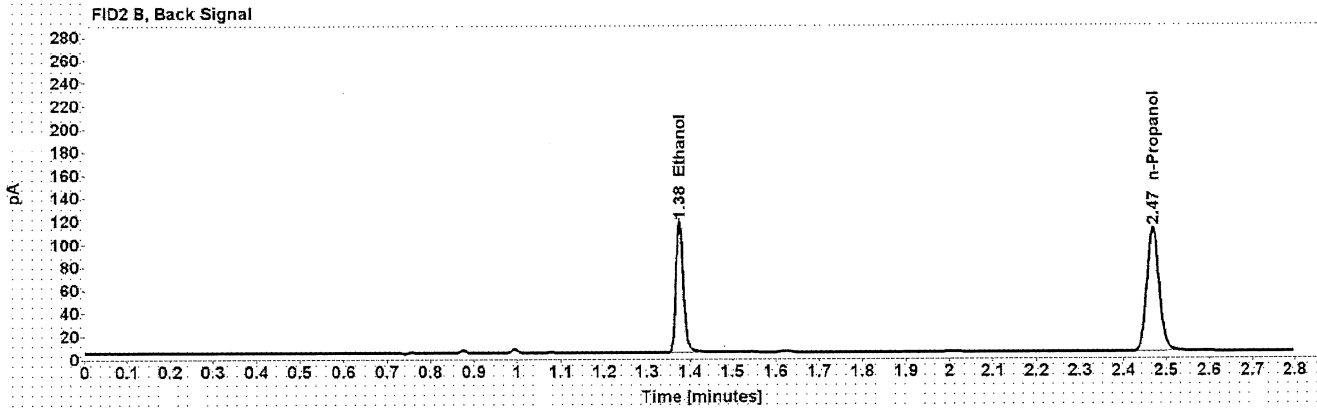
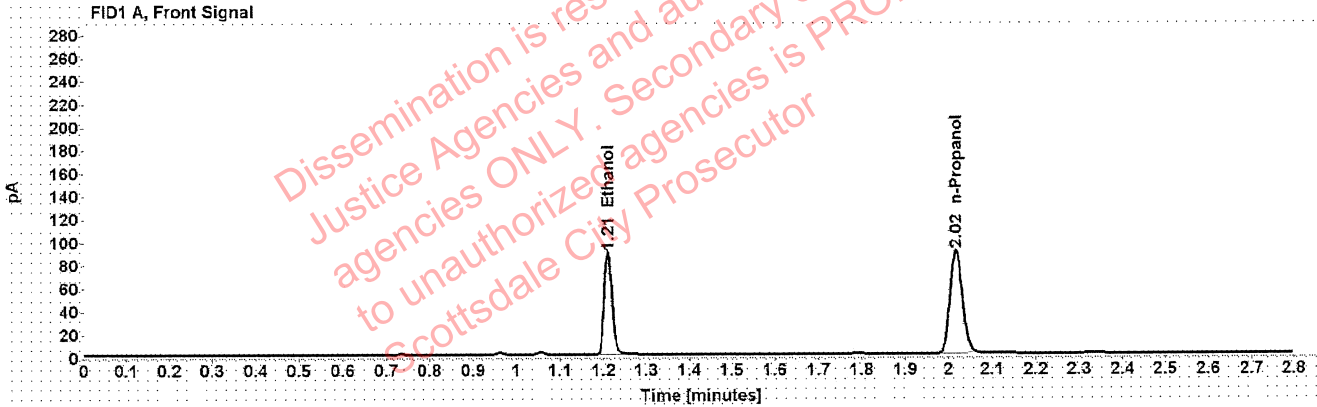


Table 1: FID 1 A (column DB-ALC1)

Compound	Amount (g/100mL)	Time (min)	Peak Area
>Ethanol	0.1726	1.210	113.208
n-Propanol	-----	2.017	178.144

Table 2: FID 2 B (column DB-ALC2)

Compound	Time (min)	Peak Area
Ethanol	1.375	142.385
n-Propanol	2.469	219.334

Scottsdale Police Department Crime Lab Volatiles Analysis

Sample:	33401GC	Vial:	35
Description:	[REDACTED]	LIMS ID:	[REDACTED]
Method:	ethanol quant.M	Sequence:	13Jan21
Instrument:	US14173023 CN14160045	Injection date:	1/13/2021 5:35:53 PM
Data file:	C:\Chem32\1\Data\13Jan21\35.D	Analyst:	Canonico

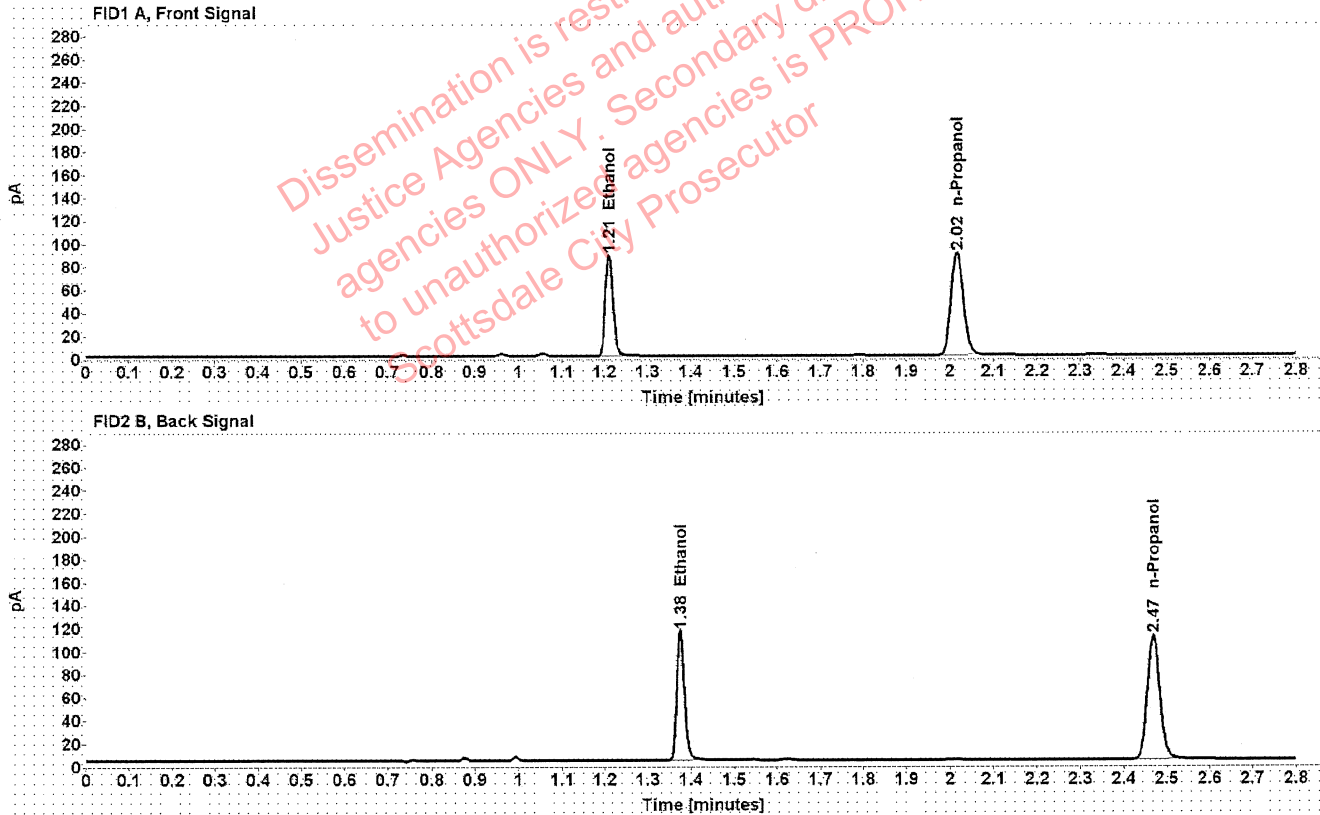


Table 1: FID 1 A (column DB-ALC1)

Compound	Amount (g/100mL)	Time (min)	Peak Area
>Ethanol	0.1714	1.211	112.237
n-Propanol	-----	2.017	177.849

Table 2: FID 2 B (column DB-ALC2)

Compound	Time (min)	Peak Area
Ethanol	1.375	139.349
n-Propanol	2.469	219.060

Scottsdale Police Department Crime Lab Volatiles Analysis

Sample:	38201CA	Vial:	36
Description:	[REDACTED]	LIMS ID:	[REDACTED]
Method:	ethanol quant.M	Sequence:	13Jan21
Instrument:	US14173023 CN14160045	Injection date:	1/13/2021 5:39:52 PM
Data file:	C:\Chem32\1\Data\13Jan21\36.D	Analyst:	Canonico

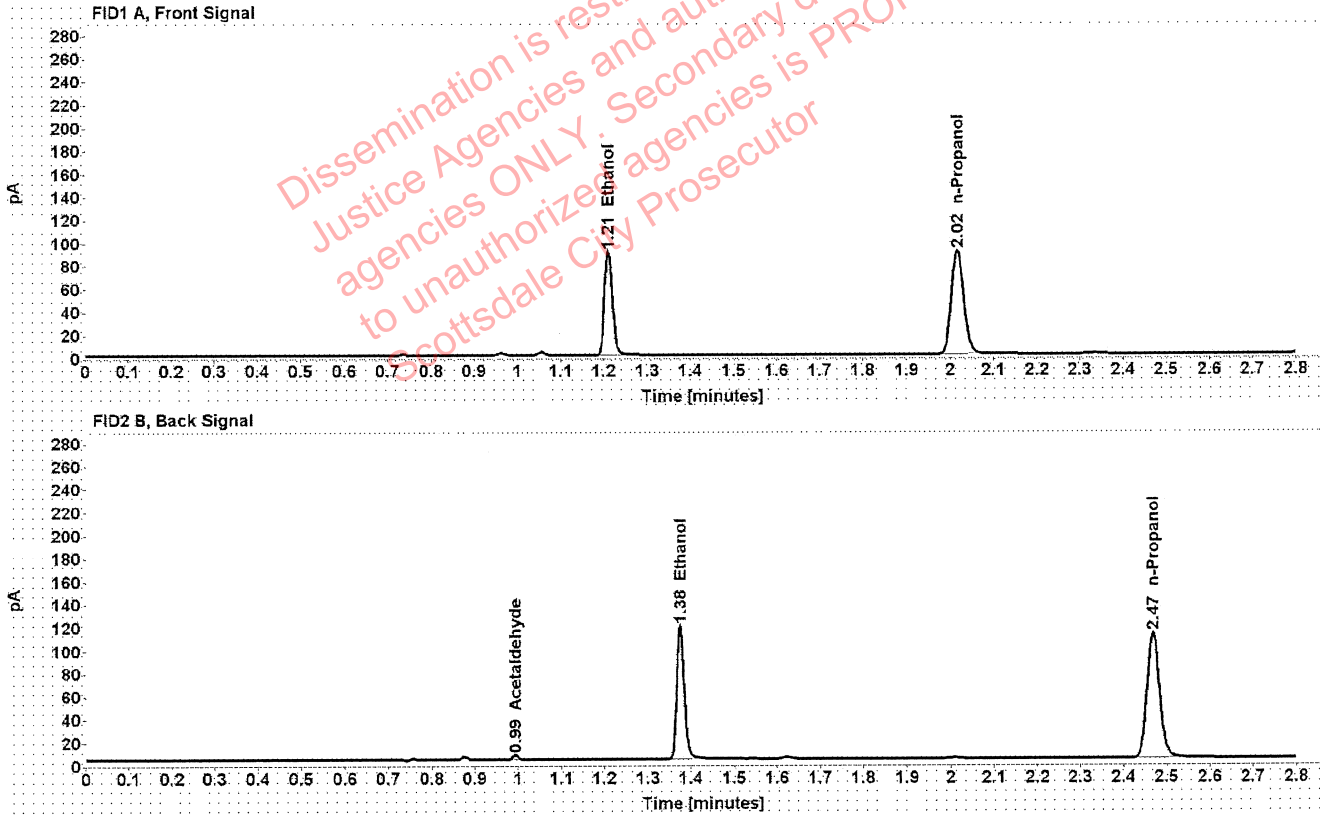


Table 1: FID 1 A (column DB-ALC1)

Compound	Amount (g/100mL)	Time (min)	Peak Area
>Ethanol	0.1743	1.210	115.357
n-Propanol	-----	2.017	179.766

Table 2: FID 2 B (column DB-ALC2)

Compound	Time (min)	Peak Area
Acetaldehyde	0.993	3.947
Ethanol	1.375	143.440
n-Propanol	2.469	221.746

Scottsdale Police Department Crime Lab Volatiles Analysis

Sample:	38201CA	Vial:	37
Description:	██████████	LIMS ID:	██████████
Method:	ethanol quant.M	Sequence:	13Jan21
Instrument:	US14173023 CN14160045	Injection date:	1/13/2021 5:44:08 PM
Data file:	C:\Chem32\1\Data\13Jan21\37.D	Analyst:	Canonico

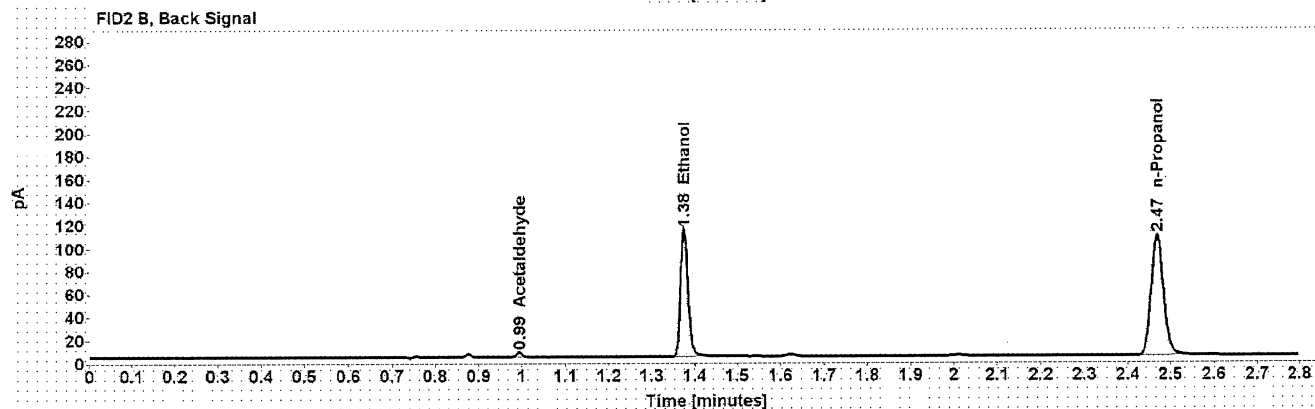
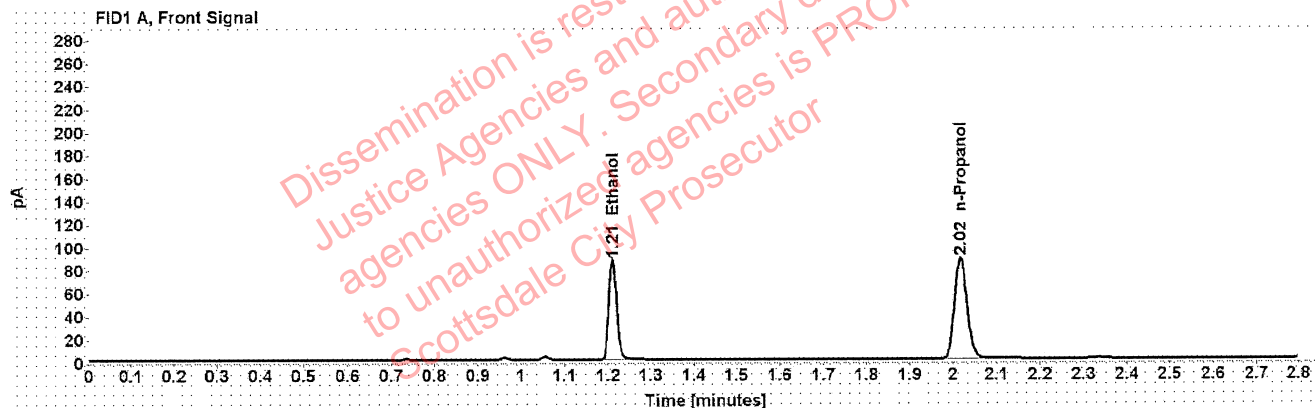


Table 1: FID 1 A (column DB-ALC1)

Compound	Amount (g/100mL)	Time (min)	Peak Area
>Ethanol	0.1715	1.210	110.778
n-Propanol	-----	2.017	175.448

Table 2: FID 2 B (column DB-ALC2)

Compound	Time (min)	Peak Area
Acetaldehyde	0.993	3.890
Ethanol	1.375	137.380
n-Propanol	2.469	214.497

Scottsdale Police Department Crime Lab Volatiles Analysis

Sample:	38201MM	Vial:	38
Description:	[REDACTED]	LIMS ID:	[REDACTED]
Method:	ethanol quant.M	Sequence:	13Jan21
Instrument:	US14173023 CN14160045	Injection date:	1/13/2021 5:48:08 PM
Data file:	C:\Chem32\1\Data\13Jan21\38.D	Analyst:	Canonico

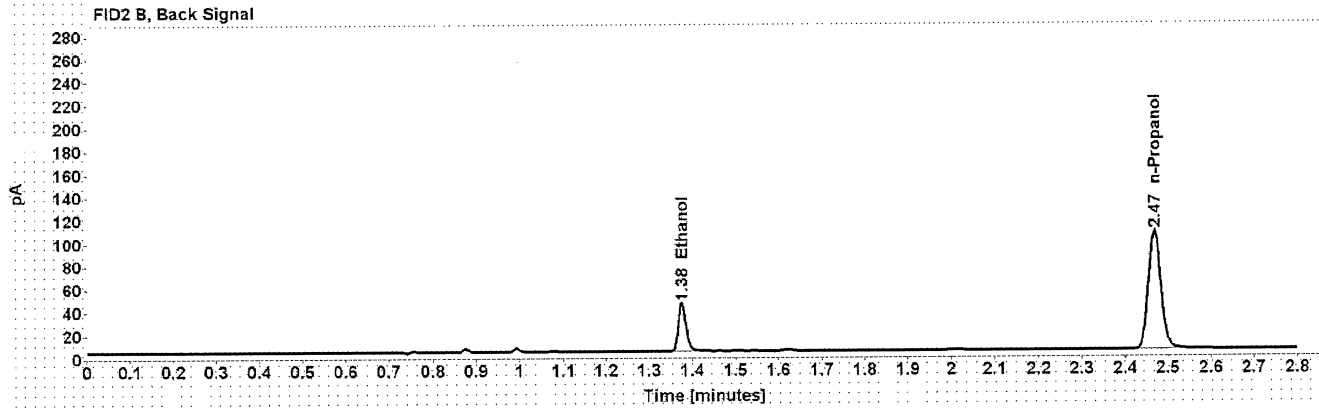
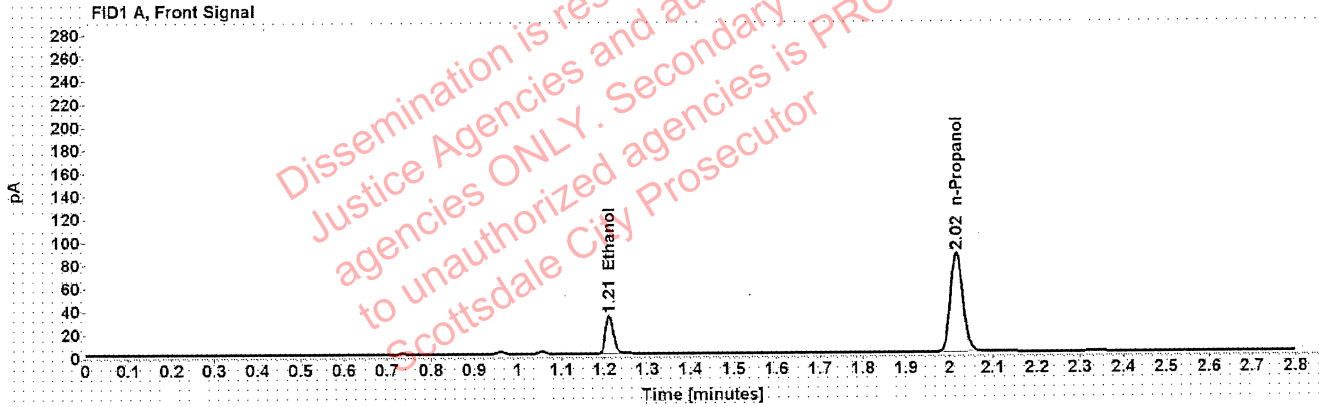


Table 1: FID 1 A (column DB-ALC1)

Compound	Amount (g/100mL)	Time (min)	Peak Area
>Ethanol	0.0678	1.211	42.061
n-Propanol	-----	2.017	170.840

Table 2: FID 2 B (column DB-ALC2)

Compound	Time (min)	Peak Area
Ethanol	1.376	52.199
n-Propanol	2.468	210.160

Scottsdale Police Department Crime Lab Volatiles Analysis

Sample:	38201MM	Vial:	39
Description:	[REDACTED]	LIMS ID:	[REDACTED]
Method:	ethanol quant.M	Sequence:	13Jan21
Instrument:	US14173023 CN14160045	Injection date:	1/13/2021 5:52:09 PM
Data file:	C:\Chem32\1\Data\13Jan21\39.D	Analyst:	Canonico

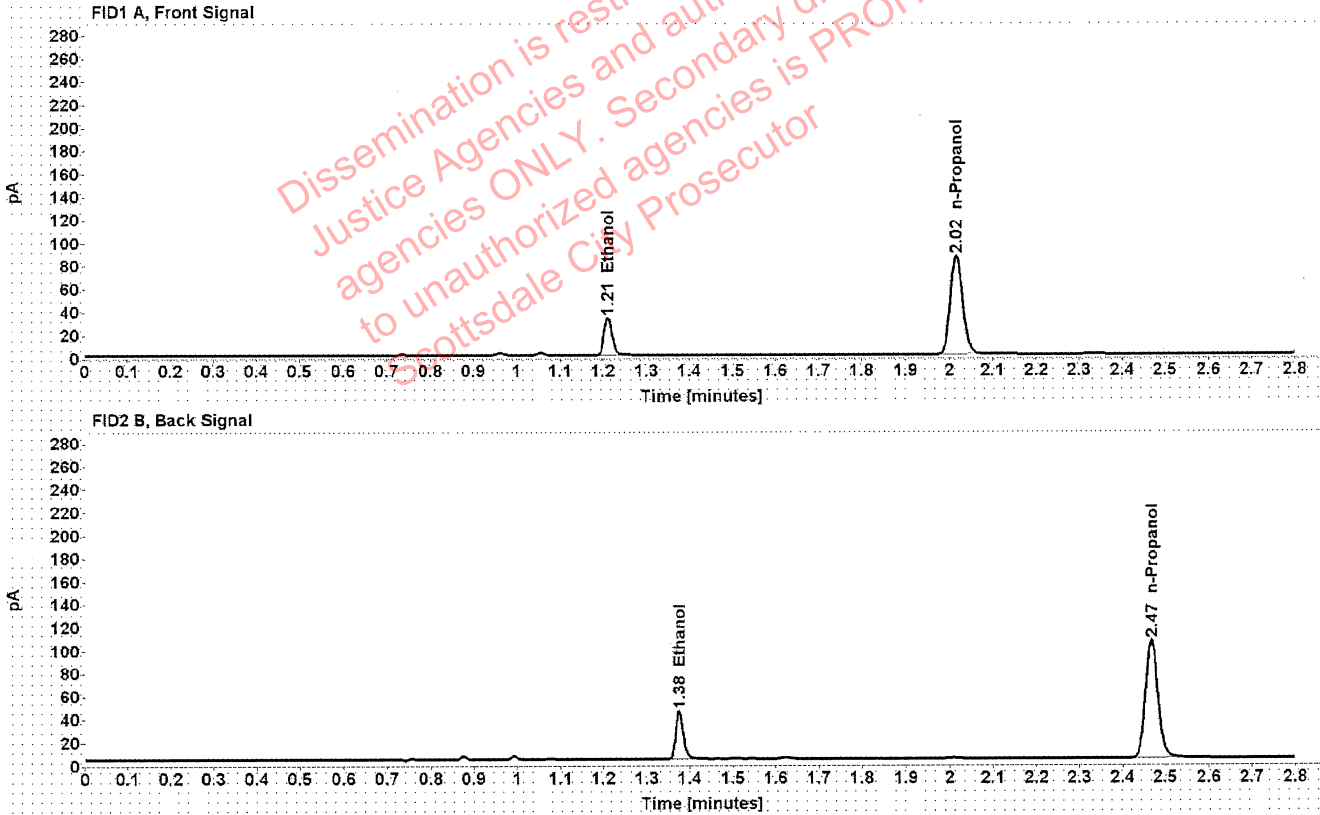


Table 1: FID 1 A (column DB-ALC1)

Compound	Amount (g/100mL)	Time (min)	Peak Area
>Ethanol	0.0676	1.211	41.796
n-Propanol	-----	2.016	170.296

Table 2: FID 2 B (column DB-ALC2)

Compound	Time (min)	Peak Area
Ethanol	1.375	51.849
n-Propanol	2.468	209.534

Scottsdale Police Department Crime Lab Volatiles Analysis

Sample:	1353648	Vial:	40
Description:	[REDACTED]	LIMS ID:	[REDACTED]
Method:	ethanol quant.M	Sequence:	13Jan21
Instrument:	US14173023 CN14160045	Injection date:	1/13/2021 5:56:08 PM
Data file:	C:\Chem32\1\Data\13Jan21\40.D	Analyst:	Canonico

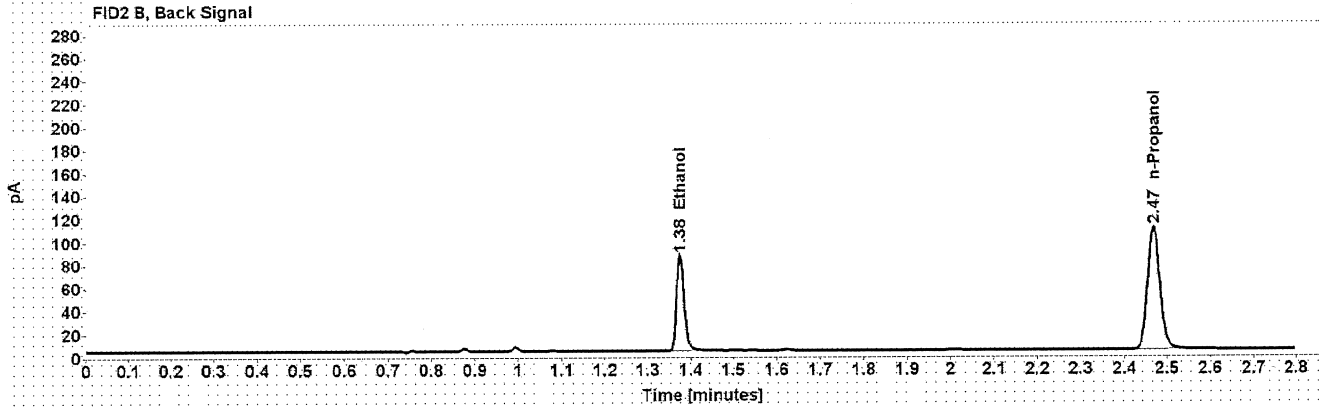
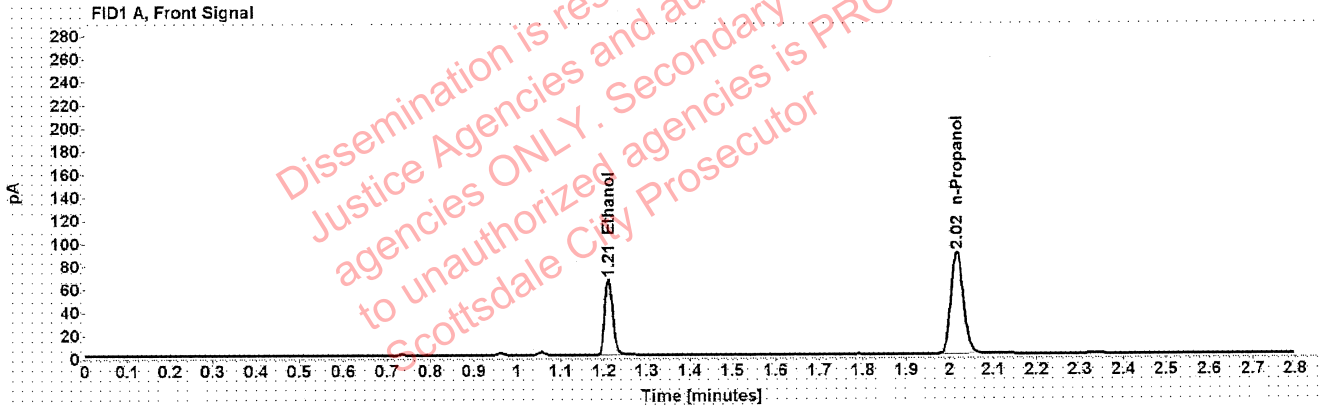


Table 1: FID 1 A (column DB-ALC1)

Compound	Amount (g/100mL)	Time (min)	Peak Area
>Ethanol	0.1291	1.211	83.857
n-Propanol	-----	2.017	176.913

Table 2: FID 2 B (column DB-ALC2)

Compound	Time (min)	Peak Area
Ethanol	1.375	103.856
n-Propanol	2.468	217.364

██████████: Canonico, Erika - (14-Jan-2021)

Case: ██████████ User: econonico 1/14/2021

Scottsdale Police Department Crime Lab Volatiles Analysis

Sample:	1353648	Vial:	41
Description:	██████████	LIMS ID:	██████████
Method:	ethanol quant.M	Sequence:	13Jan21
Instrument:	US14173023 CN14160045	Injection date:	1/13/2021 6:00:08 PM
Data file:	C:\Chem32\1\Data\13Jan21\41.D	Analyst:	Canonico

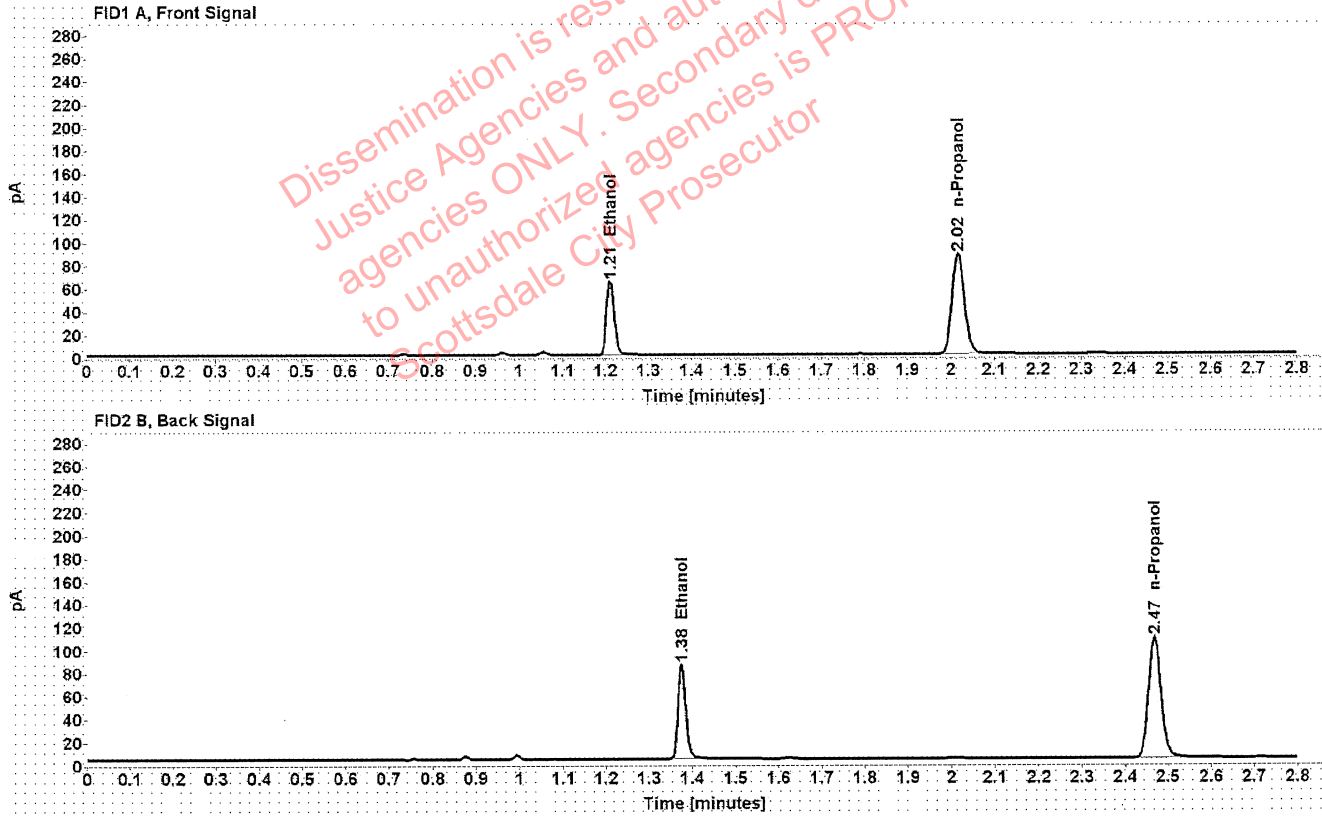


Table 1: FID 1 A (column DB-ALC1)

Compound	Amount (g/100mL)	Time (min)	Peak Area
>Ethanol	0.1287	1.211	82.044
n-Propanol	-----	2.017	173.704

Table 2: FID 2 B (column DB-ALC2)

Compound	Time (min)	Peak Area
Ethanol	1.375	101.982
n-Propanol	2.468	213.553

Scottsdale Police Department Crime Lab Volatiles Analysis

Sample:	1351644	Vial:	43
Description:	[REDACTED]	LIMS ID:	[REDACTED]
Method:	ethanol quant.M	Sequence:	13Jan21
Instrument:	US14173023 CN14160045	Injection date:	1/13/2021 6:08:22 PM
Data file:	C:\Chem32\1\Data\13Jan21\43.D	Analyst:	Canonico

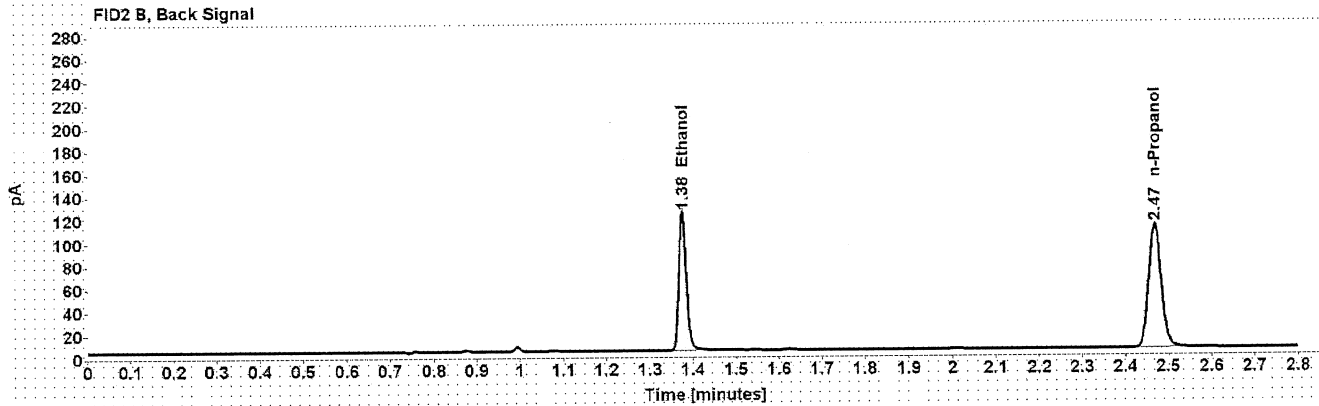
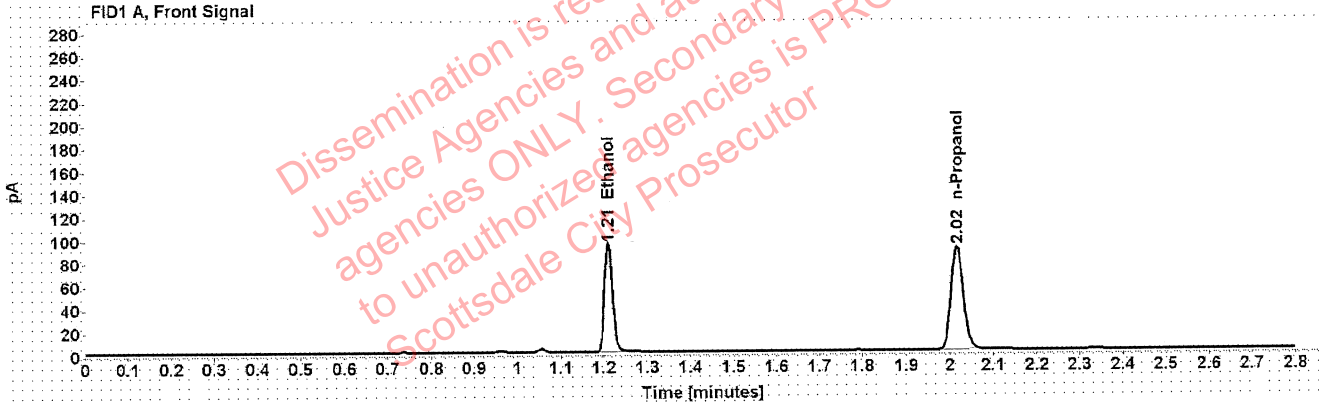


Table 1: FID 1 A (column DB-ALC1)

Compound	Amount (g/100mL)	Time (min)	Peak Area
>Ethanol	0.1821	1.210	120.020
n-Propanol	-----	2.017	178.930

Table 2: FID 2 B (column DB-ALC2)

Compound	Time (min)	Peak Area
Ethanol	1.375	149.303
n-Propanol	2.469	219.880

Scottsdale Police Department Crime Lab Volatiles Analysis

Sample:	1351644	Vial:	44
Description:	[REDACTED]	LIMS ID:	[REDACTED]
Method:	ethanol quant.M	Sequence:	13Jan21
Instrument:	US14173023 CN14160045	Injection date:	1/13/2021 6:12:22 PM
Data file:	C:\Chem32\1\Data\13Jan21\44.D	Analyst:	Canonico

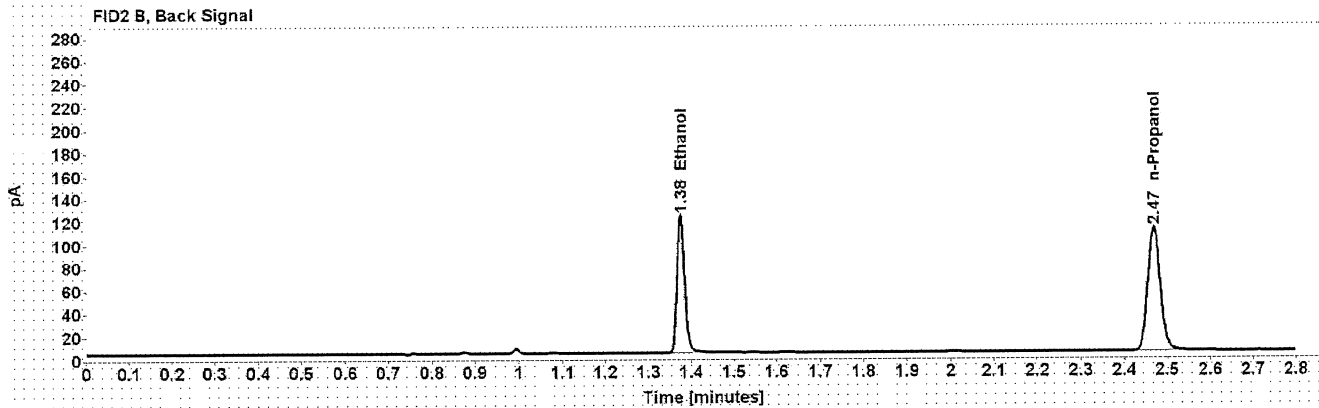
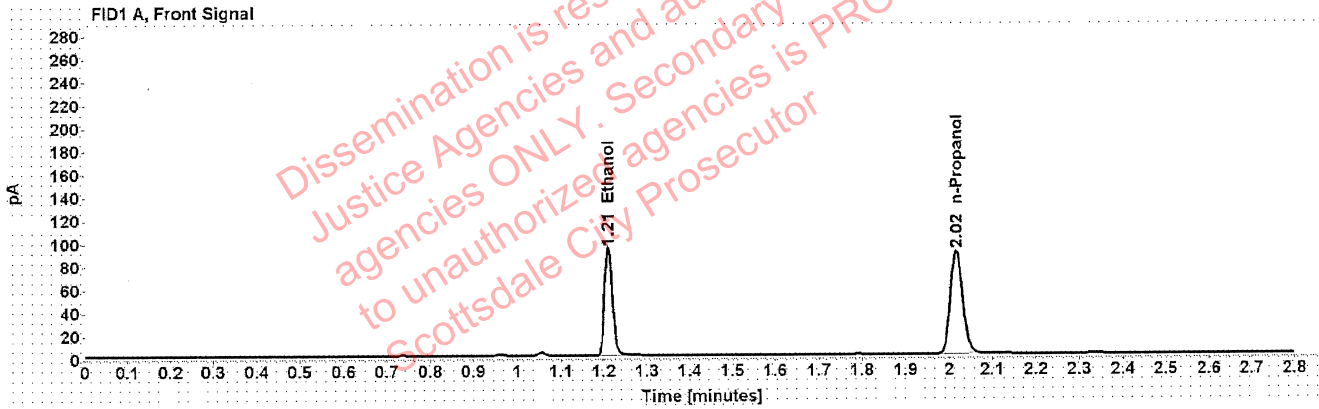


Table 1: FID 1 A (column DB-ALC1)

Compound	Amount (g/100mL)	Time (min)	Peak Area
>Ethanol	0.1817	1.210	119.379
n-Propanol	-----	2.017	178.400

Table 2: FID 2 B (column DB-ALC2)

Compound	Time (min)	Peak Area
Ethanol	1.375	148.252
n-Propanol	2.469	219.240

██████████ Canonico, Erika - (14-Jan-2021)

Case: ██████████ User: ecanonico 1/14/2021

Scottsdale Police Department Crime Lab Volatiles Analysis

Sample:	1353666	Vial:	45
Description:	██████████	LIMS ID:	██████████
Method:	ethanol quant.M	Sequence:	13Jan21
Instrument:	US14173023 CN14160045	Injection date:	1/13/2021 6:16:22 PM
Data file:	C:\Chem32\1\Data\13Jan21\45.D	Analyst:	Canonico

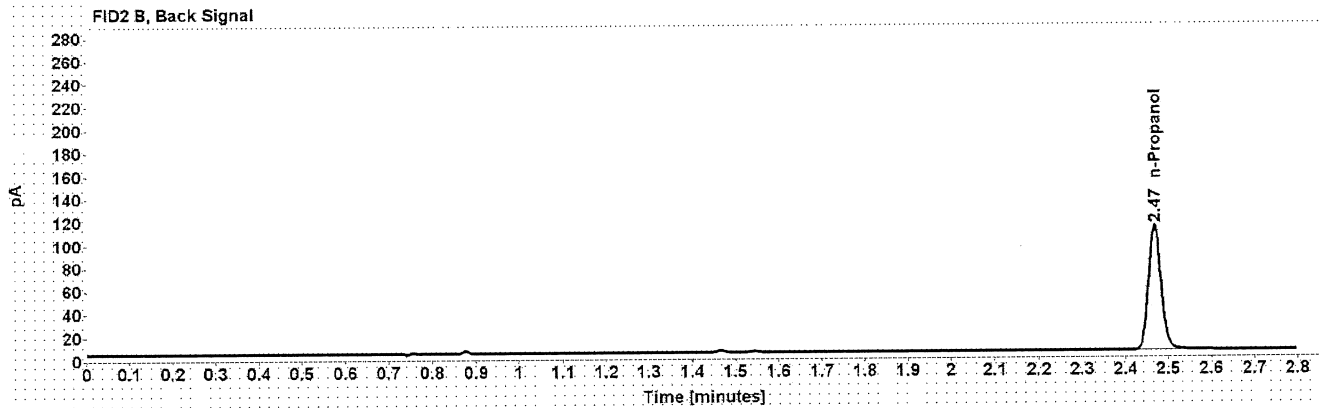
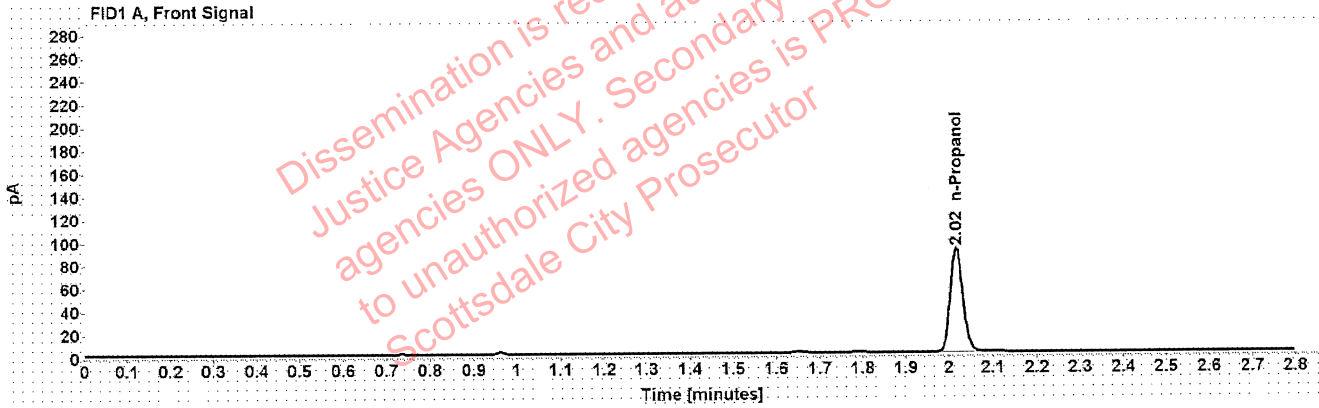


Table 1: FID 1 A (column DB-ALC1)

Compound	Amount (g/100mL)	Time (min)	Peak Area
n-Propanol	-----	2.017	179.939

Table 2: FID 2 B (column DB-ALC2)

Compound	Time (min)	Peak Area
n-Propanol	2.469	220.886

Case: [REDACTED] : Canonico, Erika - (14-Jan-2021)

User: ecanonico 1/14/2021

Scottsdale Police Department Crime Lab Volatiles Analysis

Sample:	1353666	Vial:	46
Description:	[REDACTED]	LIMS ID:	[REDACTED]
Method:	ethanol quant.M	Sequence:	13Jan21
Instrument:	US14173023 CN14160045	Injection date:	1/13/2021 6:20:23 PM
Data file:	C:\Chem32\1\Data\13Jan21\46.D	Analyst:	Canonico

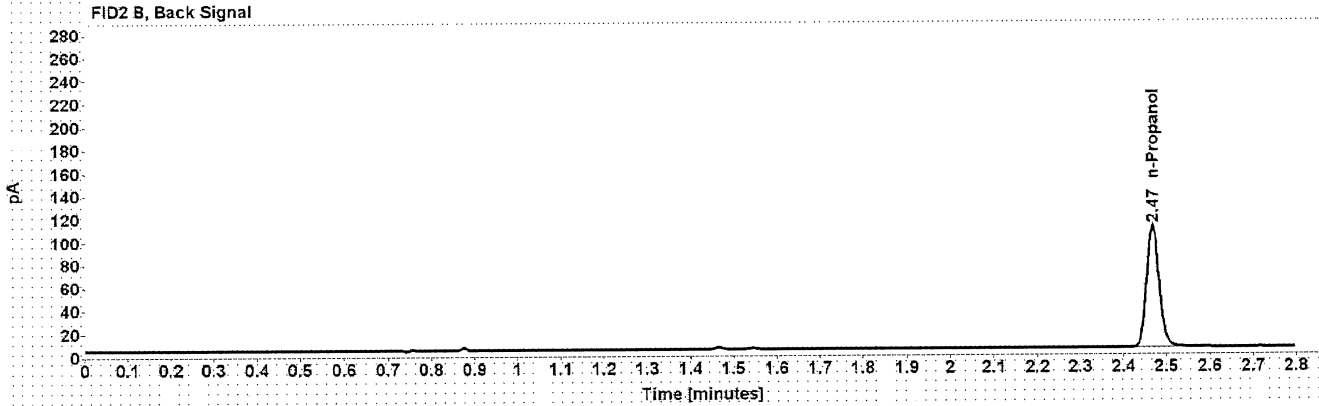
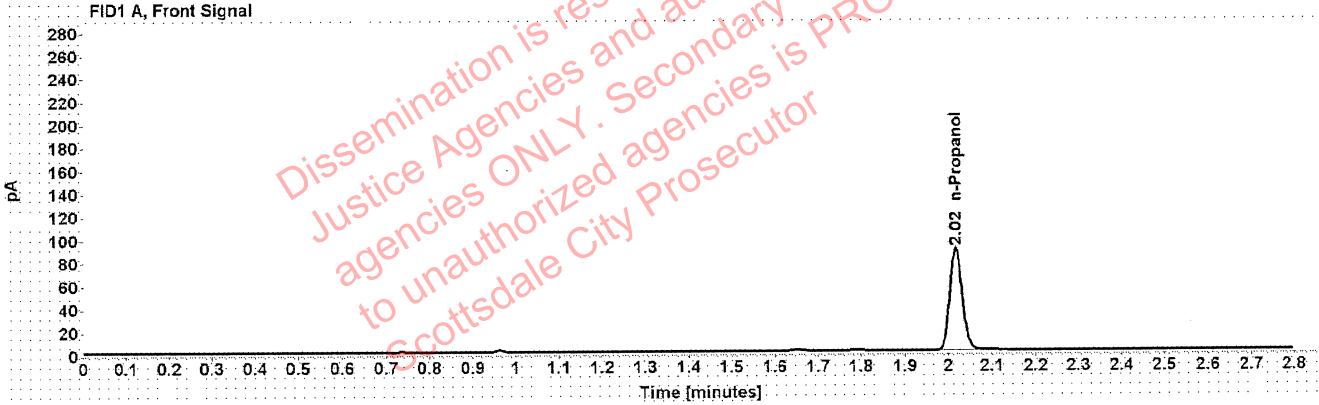


Table 1: FID 1 A (column DB-ALC1)

Compound	Amount (g/100mL)	Time (min)	Peak Area
n-Propanol	-----	2.017	176.445

Table 2: FID 2 B (column DB-ALC2)

Compound	Time (min)	Peak Area
n-Propanol	2.468	216.694

Scottsdale Police Department Crime Lab Volatiles Analysis

Sample:	1354332	Vial:	47
Description:	[REDACTED]	LIMS ID:	[REDACTED]
Method:	ethanol quant.M	Sequence:	13Jan21
Instrument:	US14173023 CN14160045	Injection date:	1/13/2021 6:24:22 PM
Data file:	C:\Chem32\1\Data\13Jan21\47.D	Analyst:	Canonico

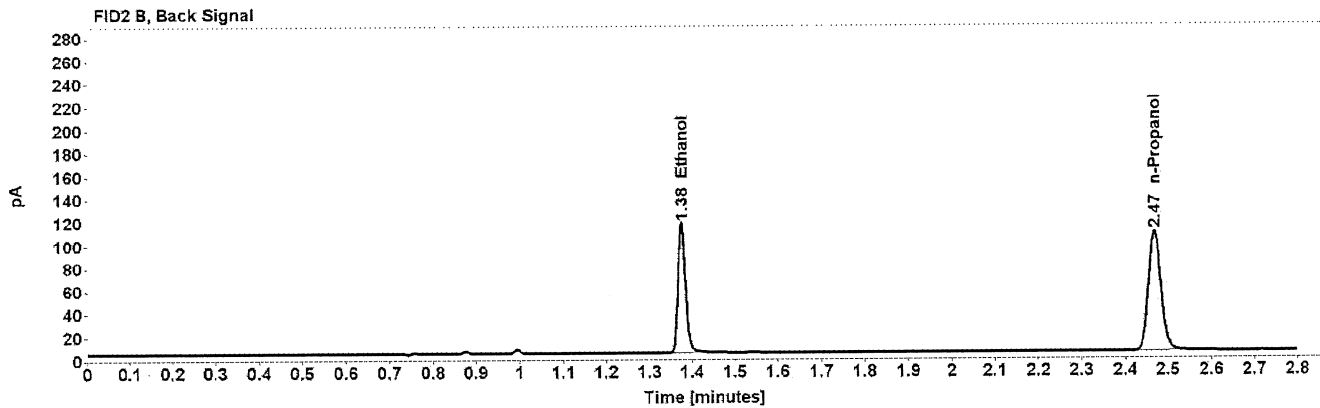
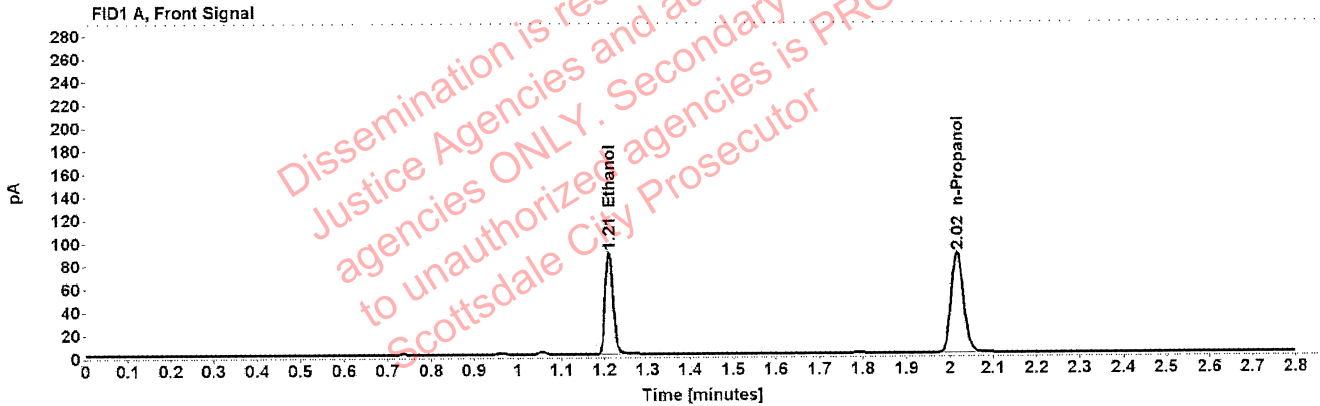


Table 1: FID 1 A (column DB-ALC1)

Compound	Amount (g/100mL)	Time (min)	Peak Area
>Ethanol	0.1763	1.210	112.739
n-Propanol	-----	2.017	173.650

Table 2: FID 2 B (column DB-ALC2)

Compound	Time (min)	Peak Area
Ethanol	1.375	139.864
n-Propanol	2.468	212.829

Scottsdale Police Department Crime Lab Volatiles Analysis

Sample:	1354332	Vial:	48
Description:	[REDACTED]	LIMS ID:	[REDACTED]
Method:	ethanol quant.M	Sequence:	13Jan21
Instrument:	US14173023 CN14160045	Injection date:	1/13/2021 6:28:22 PM
Data file:	C:\Chem32\1\Data\13Jan21\48.D	Analyst:	Canonico

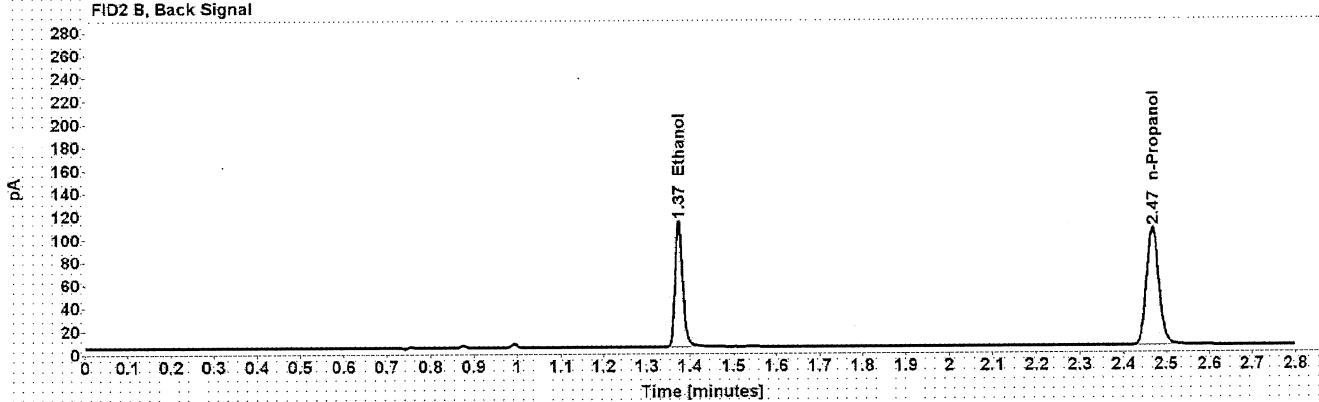
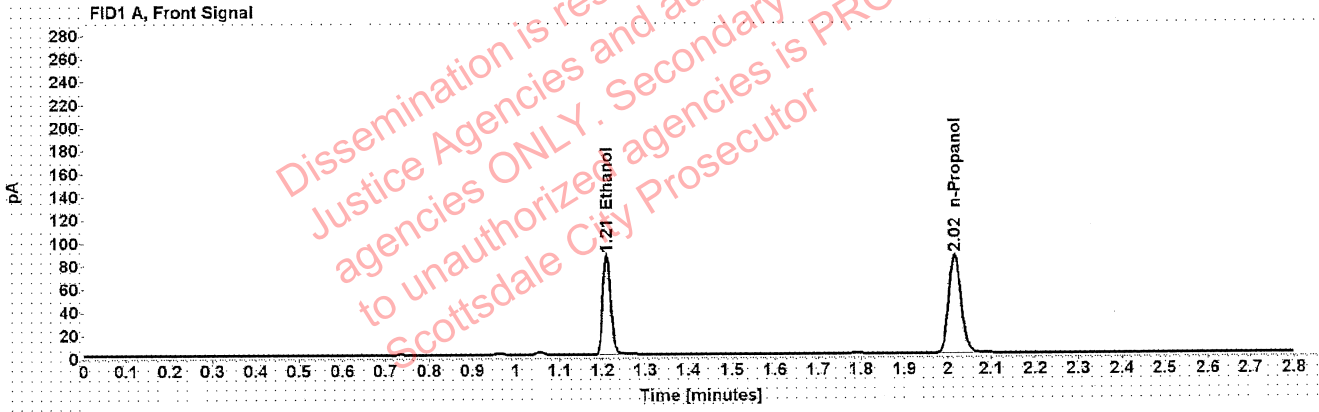


Table 1: FID 1 A (column DB-ALC1)

Compound	Amount (g/100mL)	Time (min)	Peak Area
>Ethanol	0.1748	1.210	109.567
n-Propanol	-----	2.016	170.252

Table 2: FID 2 B (column DB-ALC2)

Compound	Time (min)	Peak Area
Ethanol	1.374	136.420
n-Propanol	2.468	208.784

: Canonico, Erika - (14-Jan-2021)

Case: [REDACTED] User: ecanonico 1/14/2021

Scottsdale Police Department Crime Lab Volatiles Analysis

Sample:	1352655	Vial:	49
Description:	[REDACTED]	LIMS ID:	[REDACTED]
Method:	ethanol quant.M	Sequence:	13Jan21
Instrument:	US14173023 CN14160045	Injection date:	1/13/2021 6:32:37 PM
Data file:	C:\Chem32\1\Data\13Jan21\49.D	Analyst:	Canonico

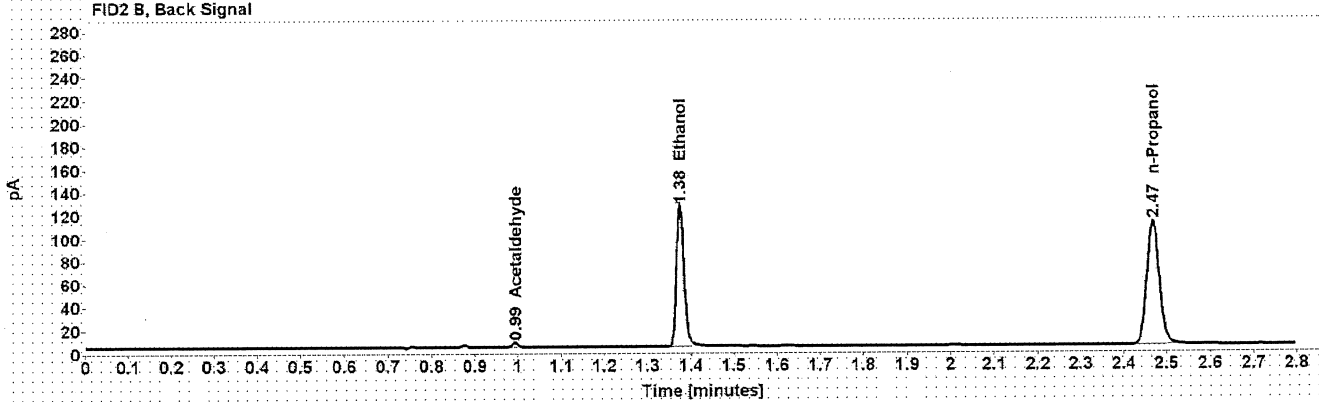
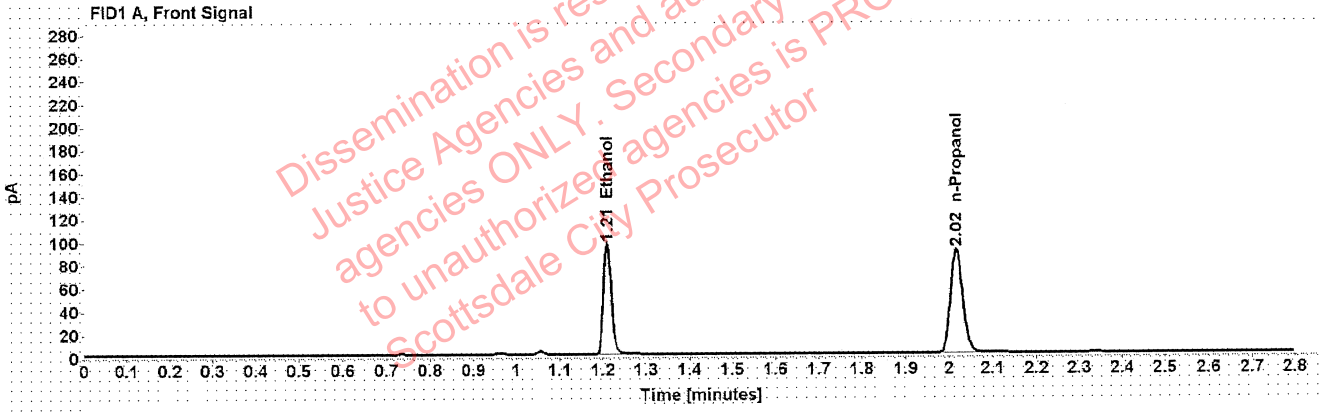


Table 1: FID 1 A (column DB-ALC1)

Compound	Amount (g/100mL)	Time (min)	Peak Area
>Ethanol	0.1861	1.210	122.171
n-Propanol	-----	2.017	178.160

Table 2: FID 2 B (column DB-ALC2)

Compound	Time (min)	Peak Area
Acetaldehyde	0.993	3.848
Ethanol	1.375	151.777
n-Propanol	2.469	218.582

[REDACTED]: Canonico, Erika - (14-Jan-2021)

Case: [REDACTED] User: ecanonico 1/14/2021

Scottsdale Police Department Crime Lab Volatiles Analysis

Sample:	1352655	Vial:	50
Description:	[REDACTED]	LIMS ID:	[REDACTED]
Method:	ethanol quant.M	Sequence:	13Jan21
Instrument:	US14173023 CN14160045	Injection date:	1/13/2021 6:36:37 PM
Data file:	C:\Chem32\1\Data\13Jan21\50.D	Analyst:	Canonico

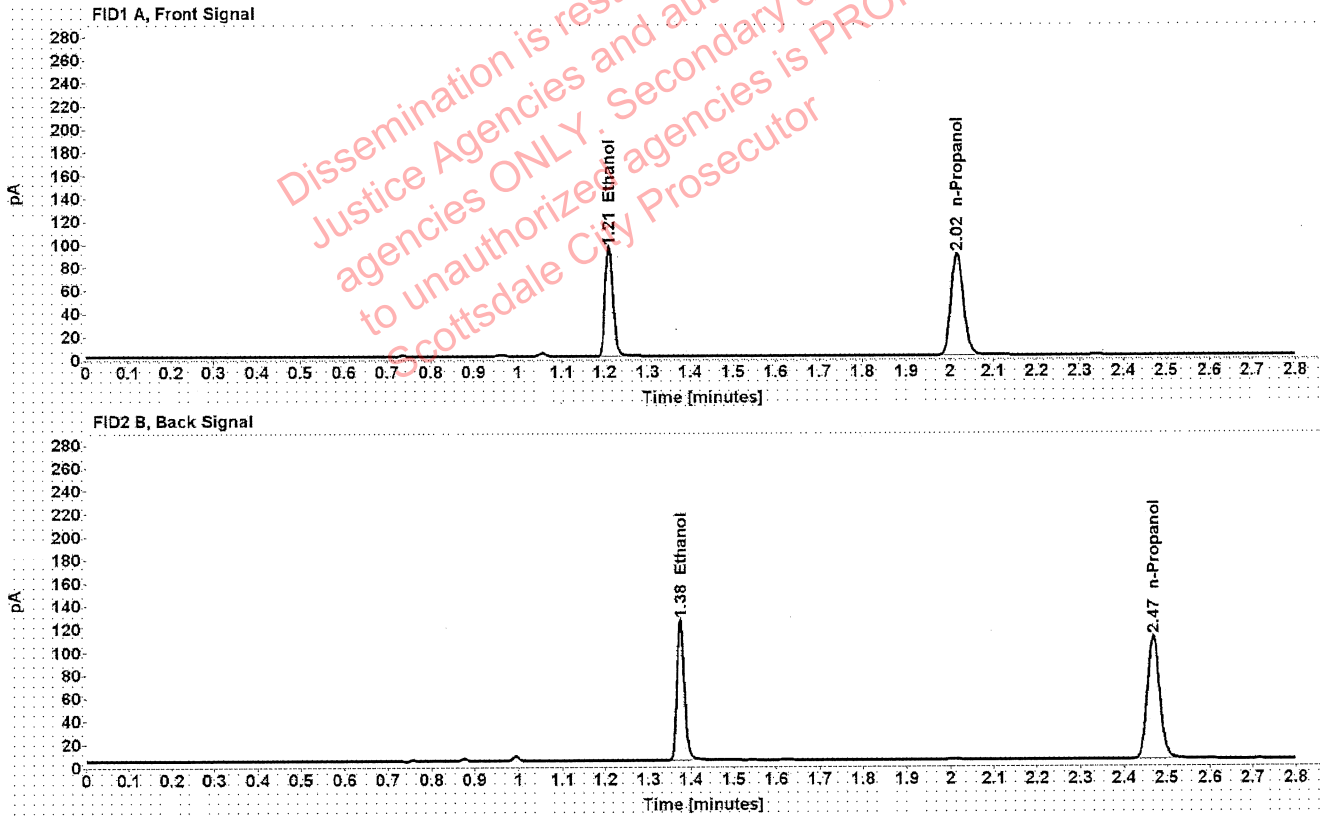


Table 1: FID 1 A (column DB-ALC1)

Compound	Amount (g/100mL)	Time (min)	Peak Area
>Ethanol	0.1861	1.210	121.142
n-Propanol	-----	2.017	176.702

Table 2: FID 2 B (column DB-ALC2)

Compound	Time (min)	Peak Area
Ethanol	1.375	150.644
n-Propanol	2.468	216.796

Scottsdale Police Department Crime Lab Volatiles Analysis

Sample:	1353951	Vial:	51
Description:	[REDACTED]	LIMS ID:	[REDACTED]
Method:	ethanol quant.M	Sequence:	13Jan21
Instrument:	US14173023 CN14160045	Injection date:	1/13/2021 6:40:37 PM
Data file:	C:\Chem32\1\Data\13Jan21\51.D	Analyst:	Canonico

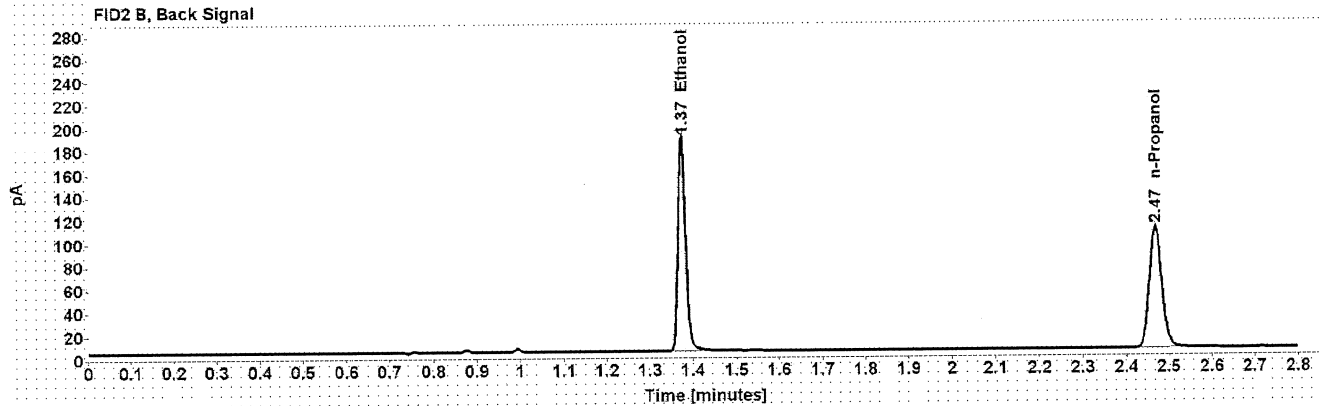
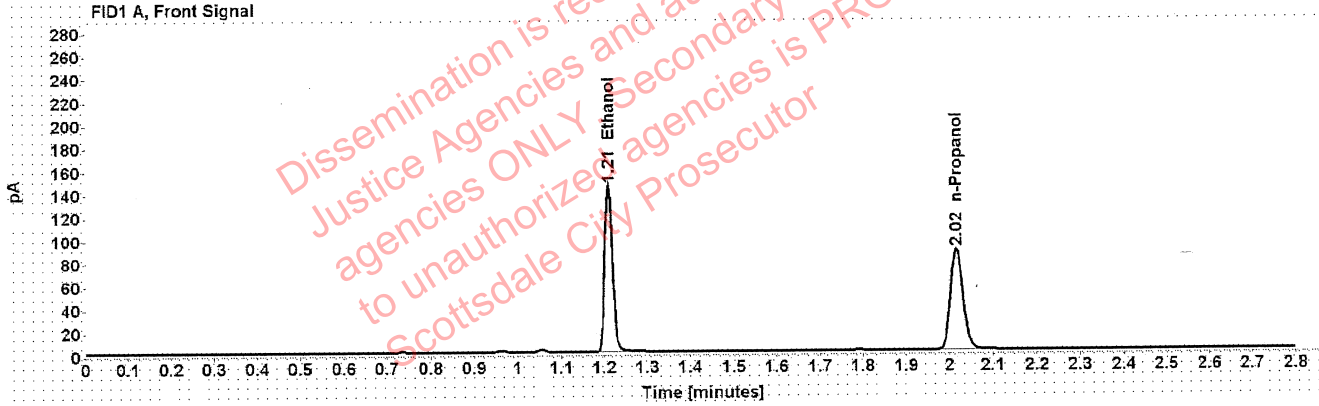


Table 1: FID 1 A (column DB-ALC1)

Compound	Amount (g/100mL)	Time (min)	Peak Area
>Ethanol	0.2845	1.210	183.906
n-Propanol	-----	2.017	174.992

Table 2: FID 2 B (column DB-ALC2)

Compound	Time (min)	Peak Area
Ethanol	1.375	229.609
n-Propanol	2.468	214.660

Scottsdale Police Department Crime Lab Volatiles Analysis

Sample:	1353951	Vial:	52
Description:	[REDACTED]	LIMS ID:	[REDACTED]
Method:	ethanol quant.M	Sequence:	13Jan21
Instrument:	US14173023 CN14160045	Injection date:	1/13/2021 6:44:37 PM
Data file:	C:\Chem32\1\Data\13Jan21\52.D	Analyst:	Canonico

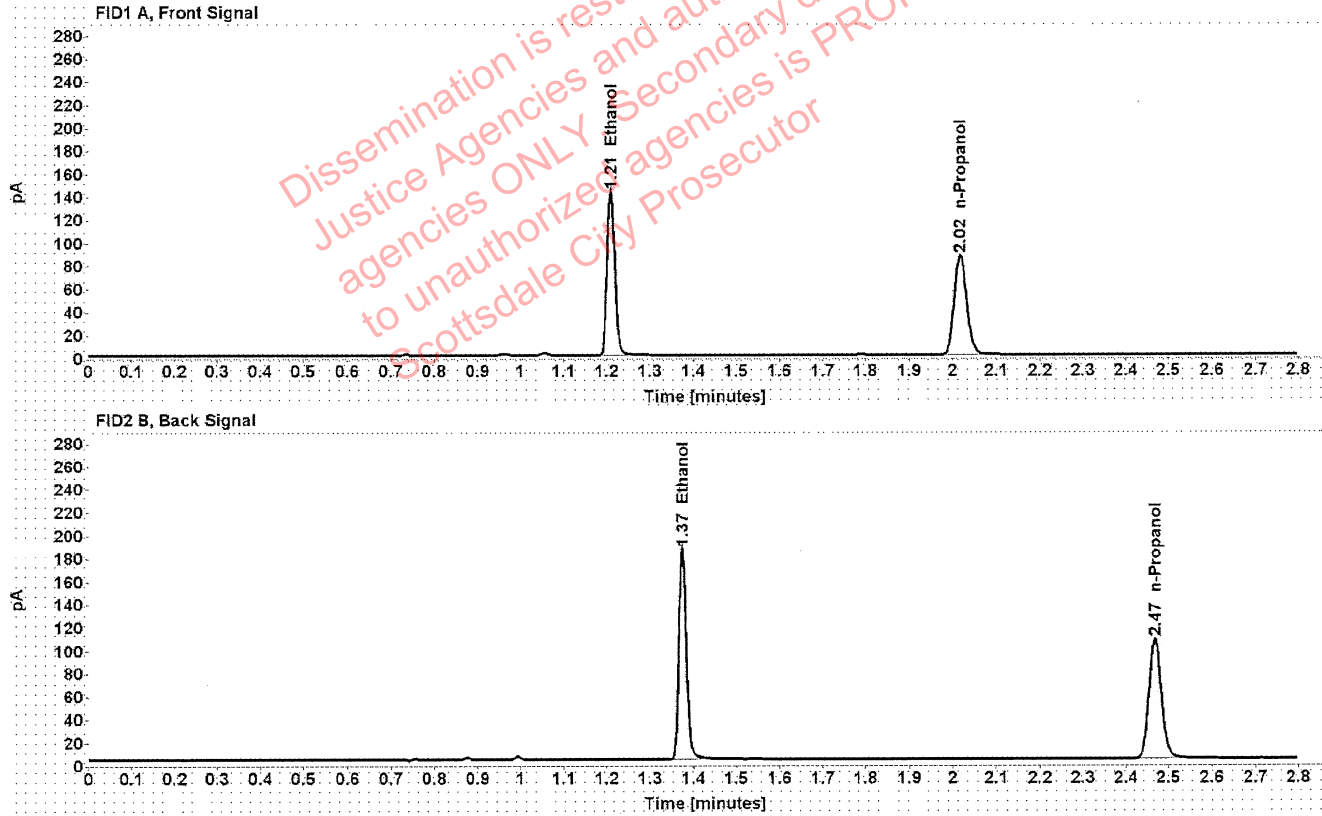


Table 1: FID 1 A (column DB-ALC1)

Compound	Amount (g/100mL)	Time (min)	Peak Area
>Ethanol	0.2840	1.210	181.043
n-Propanol	-----	2.017	172.570

Table 2: FID 2 B (column DB-ALC2)

Compound	Time (min)	Peak Area
Ethanol	1.375	225.934
n-Propanol	2.468	211.511

Scottsdale Police Department Crime Lab Volatiles Analysis

Sample:	1313403	Vial:	54
Description:	[REDACTED]	LIMS ID:	[REDACTED]
Method:	ethanol quant.M	Sequence:	13Jan21
Instrument:	US14173023 CN14160045	Injection date:	1/13/2021 6:52:37 PM
Data file:	C:\Chem32\1\Data\13Jan21\54.D	Analyst:	Canonico

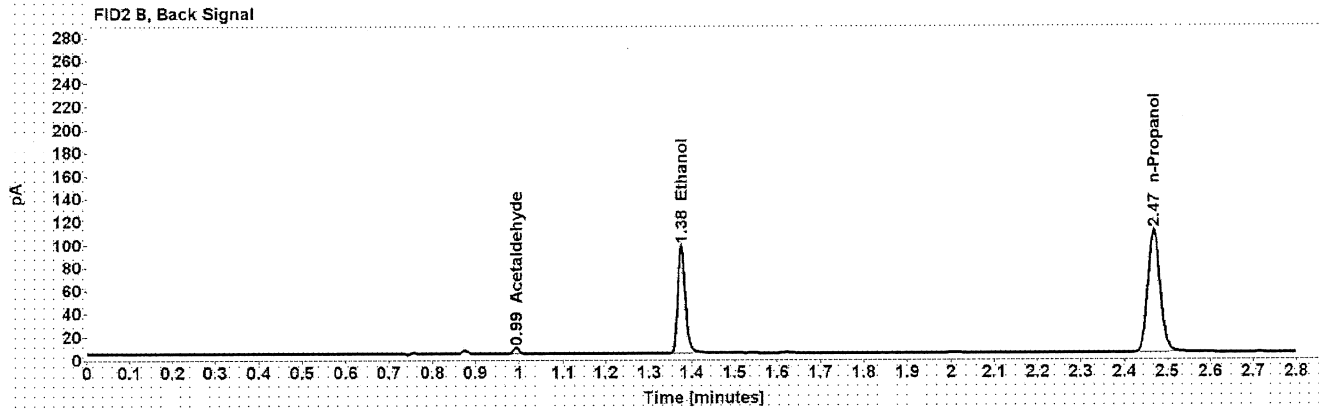
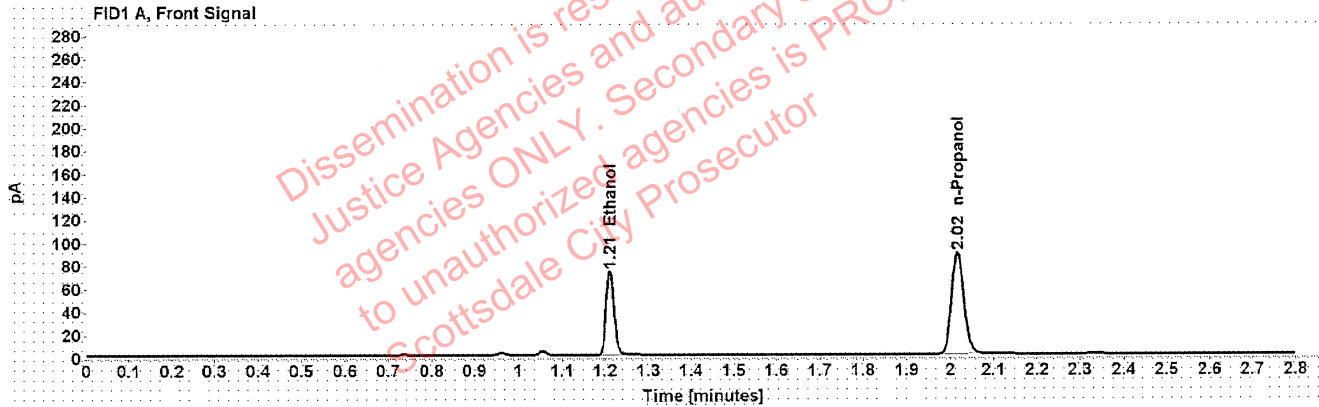


Table 1: FID 1 A (column DB-ALC1)

Compound	Amount (g/100mL)	Time (min)	Peak Area
>Ethanol	0.1441	1.211	93.398
n-Propanol	-----	2.017	176.398

Table 2: FID 2 B (column DB-ALC2)

Compound	Time (min)	Peak Area
Acetaldehyde	0.993	4.618
Ethanol	1.375	115.696
n-Propanol	2.469	217.042

Scottsdale Police Department Crime Lab Volatiles Analysis

Sample:	1313403	Vial:	55
Description:	[REDACTED]	LIMS ID:	[REDACTED]
Method:	ethanol quant.M	Sequence:	13Jan21
Instrument:	US14173023 CN14160045	Injection date:	1/13/2021 6:56:52 PM
Data file:	C:\Chem32\1\Data\13Jan21\55.D	Analyst:	Canonico

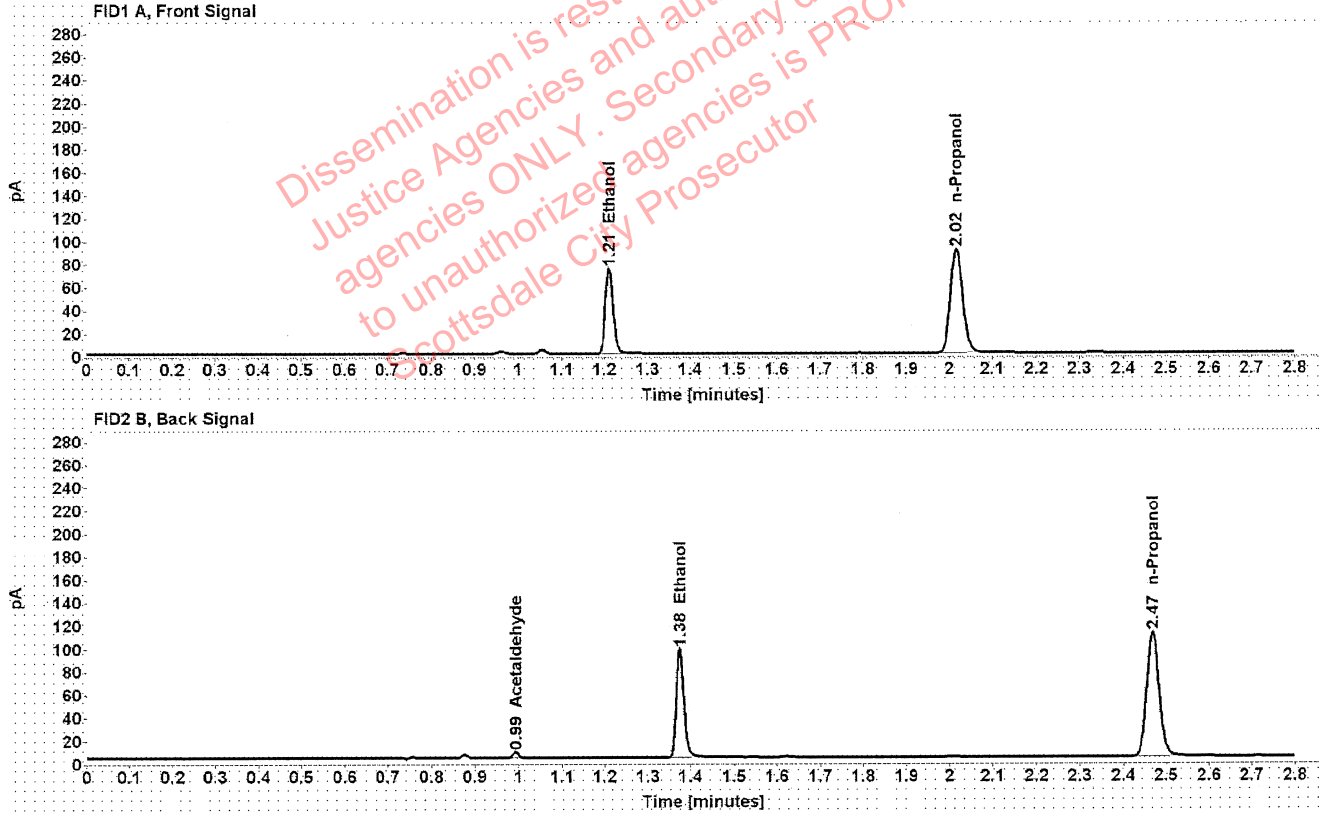


Table 1: FID 1 A (column DB-ALC1)

Compound	Amount (g/100mL)	Time (min)	Peak Area
>Ethanol	0.1436	1.211	94.667
n-Propanol	-----	2.017	179.396

Table 2: FID 2 B (column DB-ALC2)

Compound	Time (min)	Peak Area
Acetaldehyde	0.993	4.610
Ethanol	1.375	117.435
n-Propanol	2.468	220.730

██████████: Canonico, Erika - (14-Jan-2021)

Case: ██████████ User: ecanonico 1/14/2021

Scottsdale Police Department Crime Lab Volatiles Analysis

Sample:	1354922	Vial:	56
Description:	██████████	LIMS ID:	██████████
Method:	ethanol quant.M	Sequence:	13Jan21
Instrument:	US14173023 CN14160045	Injection date:	1/13/2021 7:00:52 PM
Data file:	C:\Chem32\1\Data\13Jan21\56.D	Analyst:	Canonico

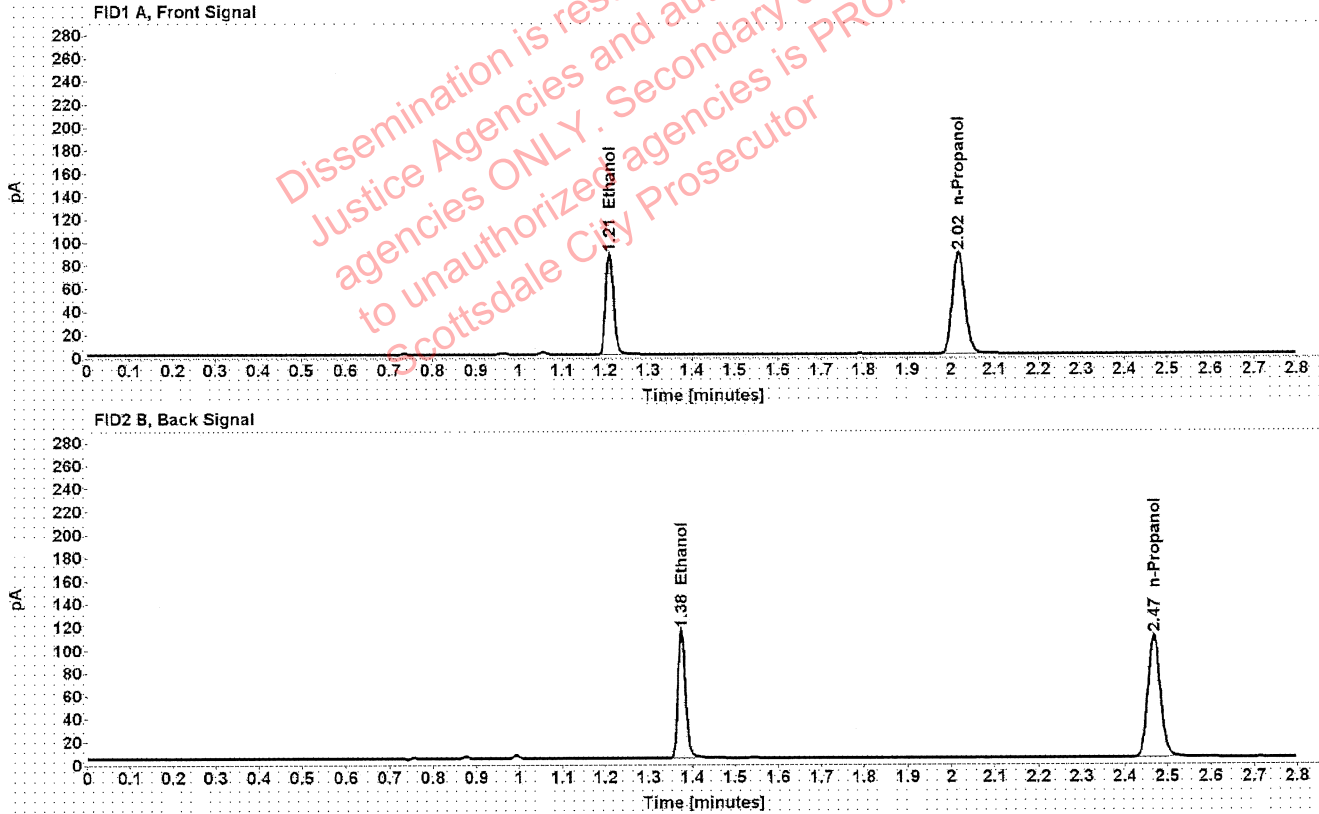


Table 1: FID 1 A (column DB-ALC1)

Compound	Amount (g/100mL)	Time (min)	Peak Area
>Ethanol	0.1709	1.210	111.147
n-Propanol	-----	2.017	176.692

Table 2: FID 2 B (column DB-ALC2)

Compound	Time (min)	Peak Area
Ethanol	1.375	138.074
n-Propanol	2.468	216.419

Case [REDACTED]: Canonico, Erika - (14-Jan-2021)

User: ecanonico 1/14/2021

Scottsdale Police Department Crime Lab Volatiles Analysis

Sample:	1354922	Vial:	57
Description:	[REDACTED]	LIMS ID:	[REDACTED]
Method:	ethanol quant.M	Sequence:	13Jan21
Instrument:	US14173023 CN14160045	Injection date:	1/13/2021 7:04:52 PM
Data file:	C:\Chem32\1\Data\13Jan21\57.D	Analyst:	Canonico

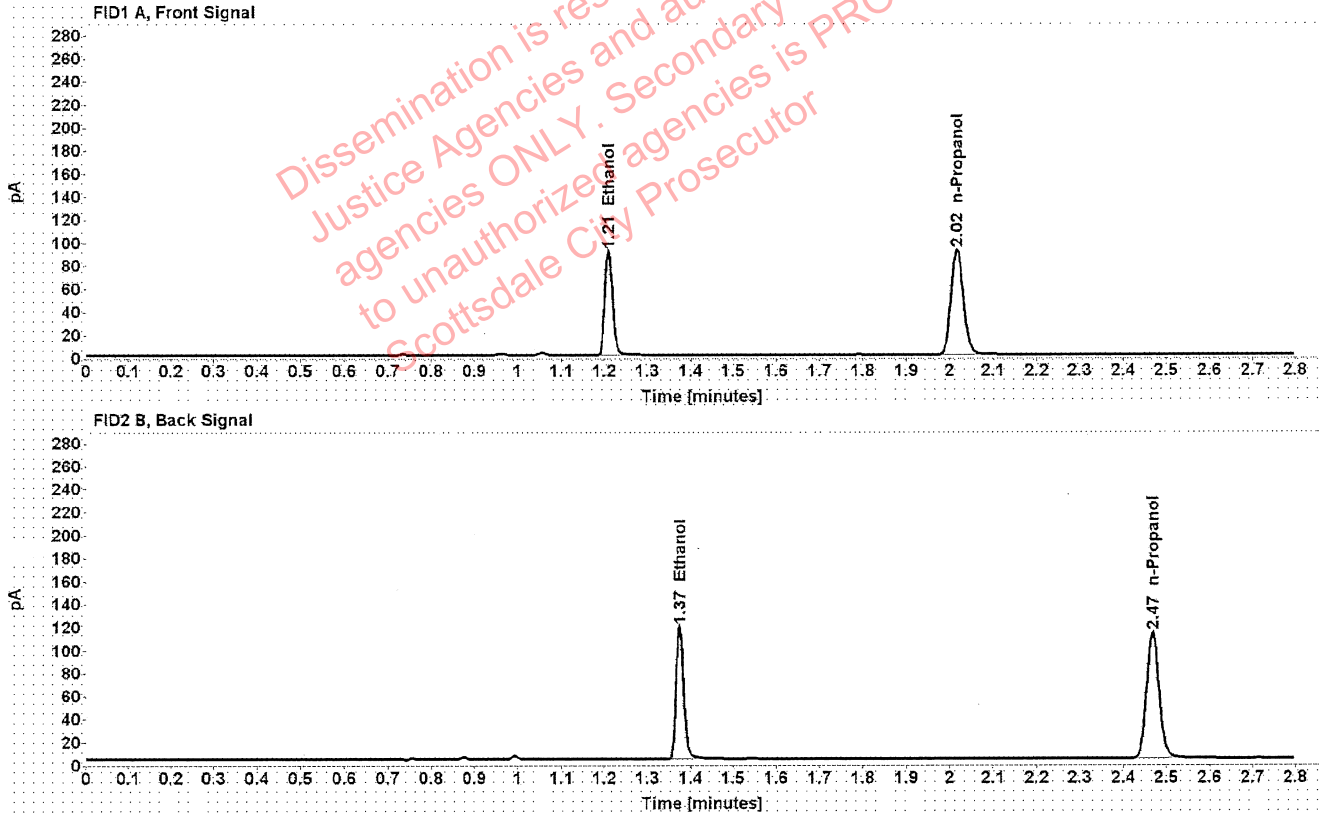


Table 1: FID 1 A (column DB-ALC1)

Compound	Amount (g/100mL)	Time (min)	Peak Area
>Ethanol	0.1714	1.210	115.180
n-Propanol	-----	2.017	182.518

Table 2: FID 2 B (column DB-ALC2)

Compound	Time (min)	Peak Area
Ethanol	1.375	143.105
n-Propanol	2.468	223.806

██████████ : Canonico, Erika - (14-Jan-2021)

Case: ██████████ User: ecanonico 1/14/2021

Scottsdale Police Department Crime Lab Volatiles Analysis

Sample:	1354221	Vial:	58
Description:	██████████	LIMS ID:	██████████
Method:	ethanol quant.M	Sequence:	13Jan21
Instrument:	US14173023 CN14160045	Injection date:	1/13/2021 7:08:52 PM
Data file:	C:\Chem32\1\Data\13Jan21\58.D	Analyst:	Canonico

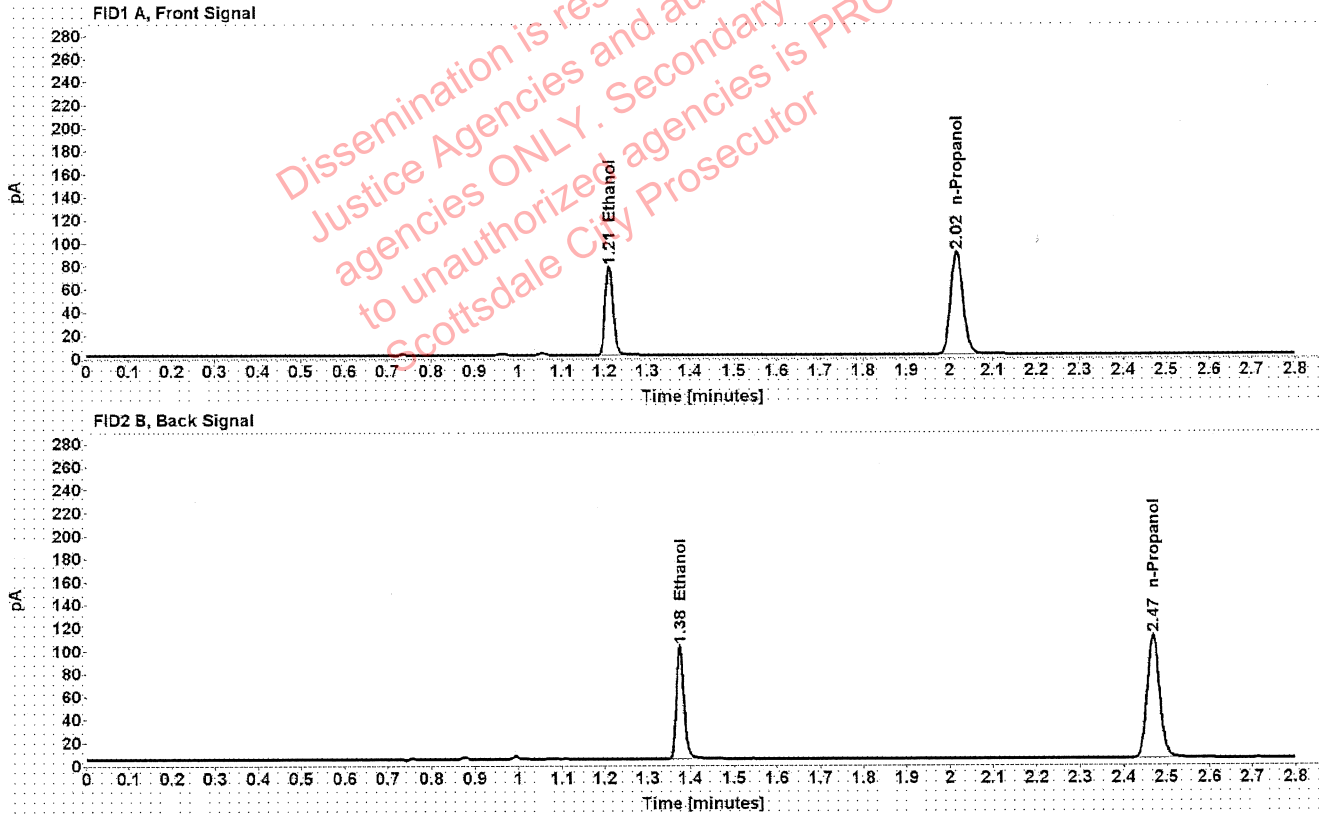


Table 1: FID 1 A (column DB-ALC1)

Compound	Amount (g/100mL)	Time (min)	Peak Area
>Ethanol	0.1502	1.211	98.425
n-Propanol	-----	2.017	178.181

Table 2: FID 2 B (column DB-ALC2)

Compound	Time (min)	Peak Area
Ethanol	1.375	121.902
n-Propanol	2.468	218.258

Scottsdale Police Department Crime Lab Volatiles Analysis

Sample:	1354221	Vial:	59
Description:	[REDACTED]	LIMS ID:	[REDACTED]
Method:	ethanol quant.M	Sequence:	13Jan21
Instrument:	US14173023 CN14160045	Injection date:	1/13/2021 7:12:52 PM
Data file:	C:\Chem32\1\Data\13Jan21\59.D	Analyst:	Canonico

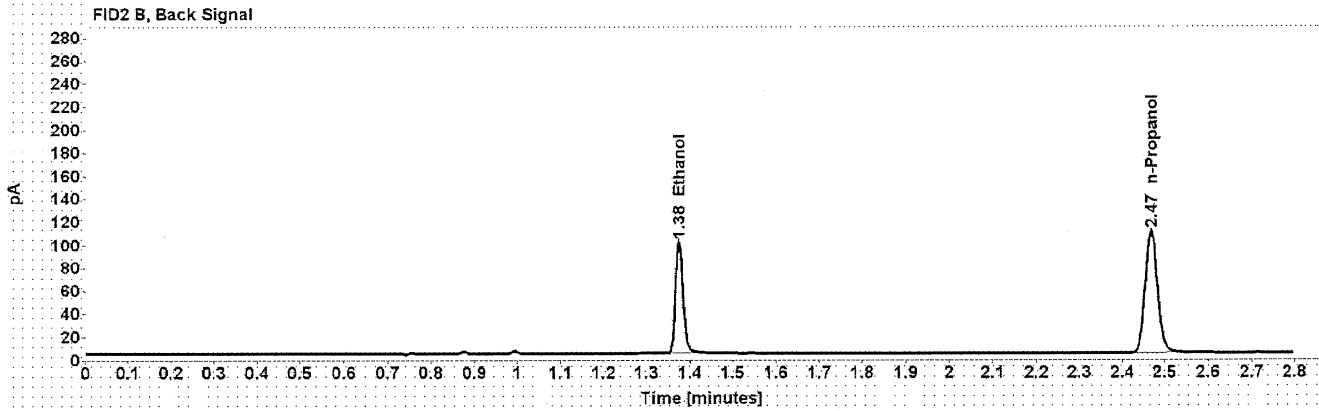
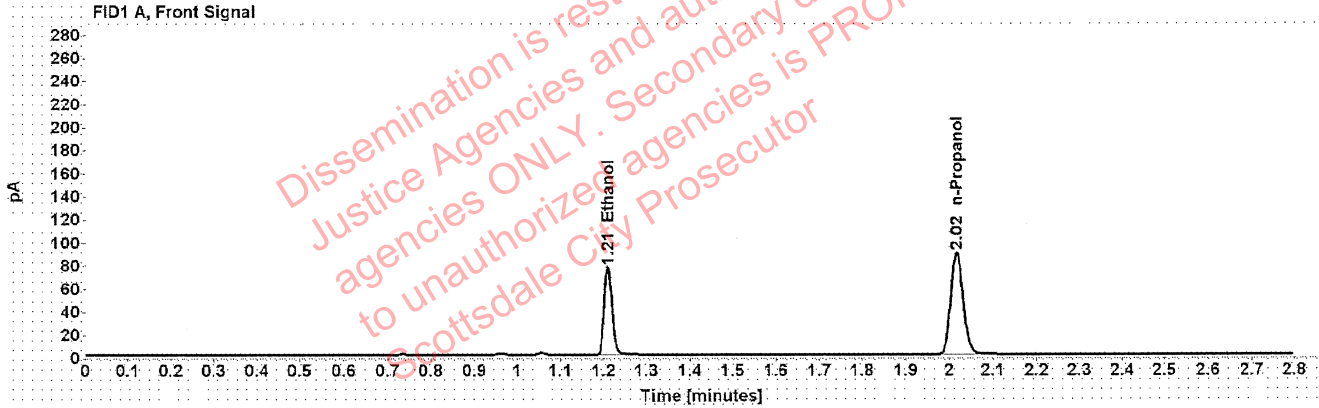


Table 1: FID 1 A (column DB-ALC1)

Compound	Amount (g/100mL)	Time (min)	Peak Area
>Ethanol	0.1500	1.211	97.608
n-Propanol	-----	2.017	176.968

Table 2: FID 2 B (column DB-ALC2)

Compound	Time (min)	Peak Area
Ethanol	1.375	122.003
n-Propanol	2.468	216.890

Scottsdale Police Department Crime Lab Volatiles Analysis

Sample:	1353355	Vial:	60
Description:	██████████	LIMS ID:	██████████
Method:	ethanol quant.M	Sequence:	13Jan21
Instrument:	US14173023 CN14160045	Injection date:	1/13/2021 7:16:52 PM
Data file:	C:\Chem32\1\Data\13Jan21\60.D	Analyst:	Canonico

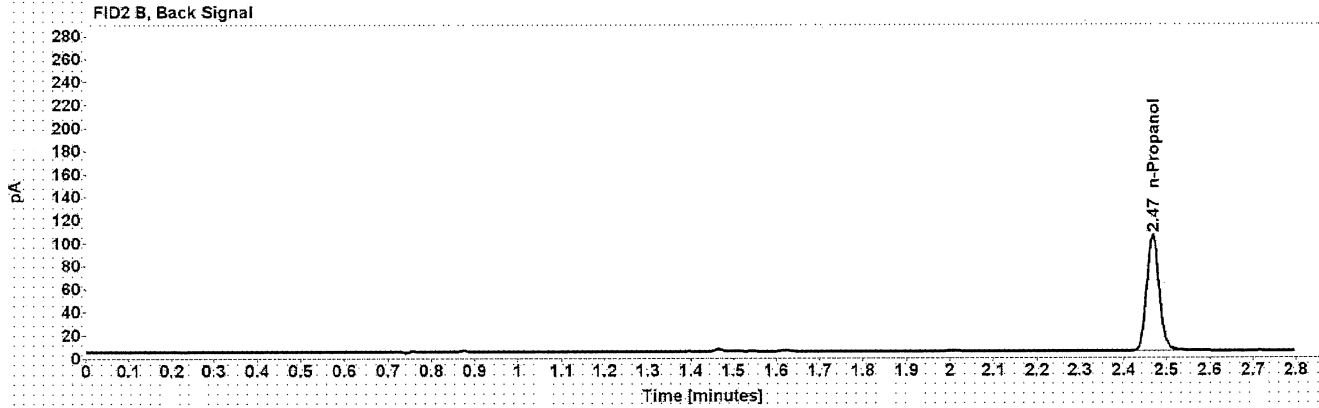
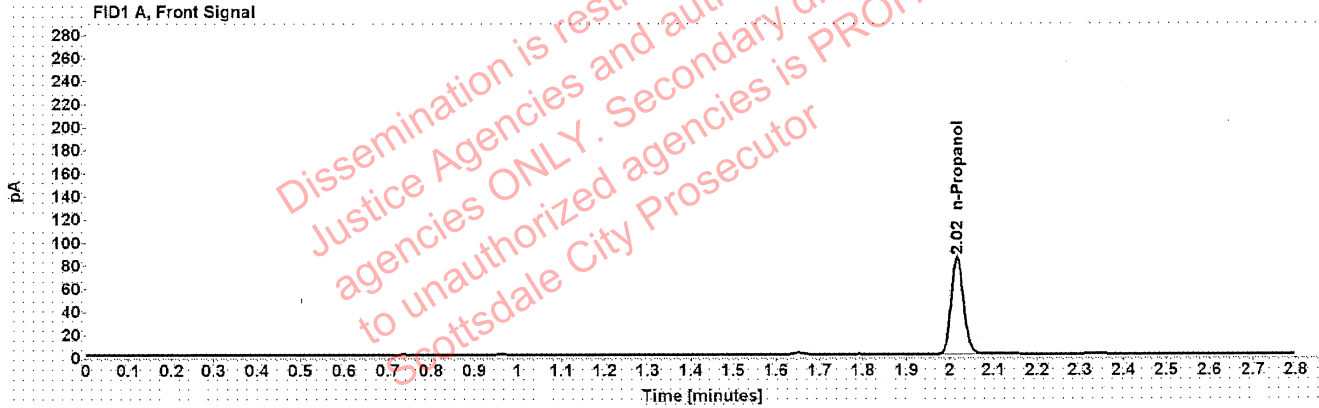


Table 1: FID 1 A (column DB-ALC1)

Compound	Amount (g/100mL)	Time (min)	Peak Area
n-Propanol	-----	2.017	168.383

Table 2: FID 2 B (column DB-ALC2)

Compound	Time (min)	Peak Area
n-Propanol	2.468	205.925

Scottsdale Police Department Crime Lab Volatiles Analysis

Sample:	1353355	Vial:	61
Description:	[REDACTED]	LIMS ID:	[REDACTED]
Method:	ethanol quant.M	Sequence:	13Jan21
Instrument:	US14173023 CN14160045	Injection date:	1/13/2021 7:21:08 PM
Data file:	C:\Chem32\1\Data\13Jan21\61.D	Analyst:	Canonico

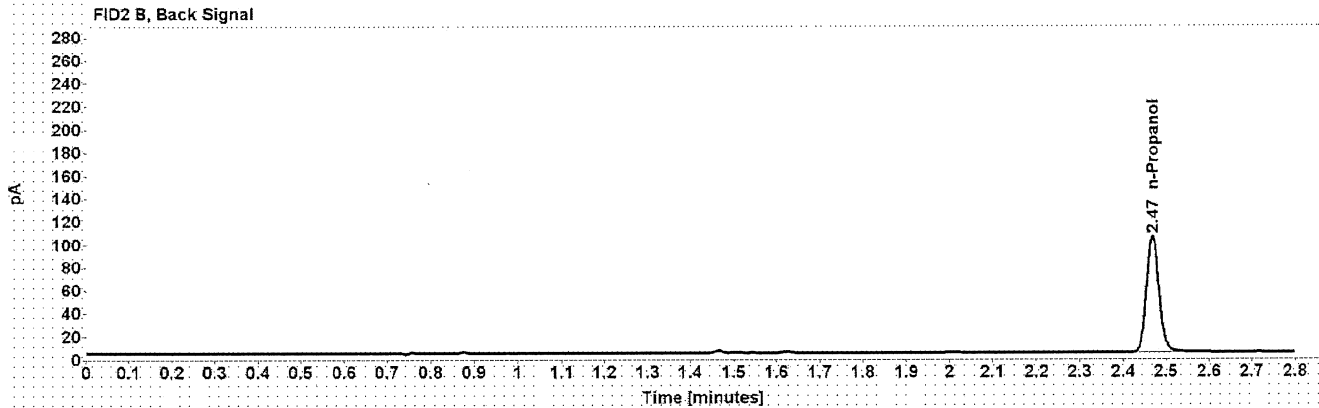
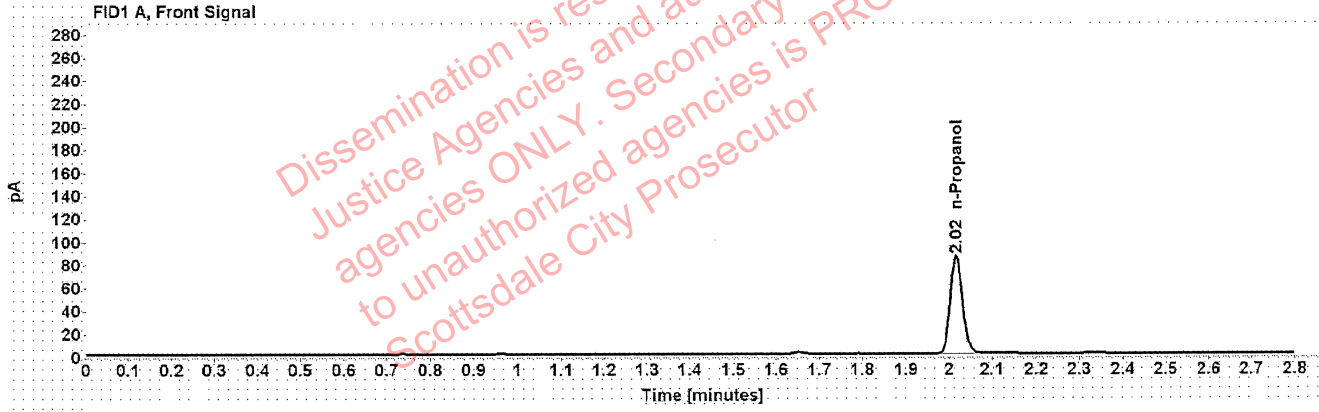


Table 1: FID 1 A (column DB-ALC1)

Compound	Amount (g/100mL)	Time (min)	Peak Area
n-Propanol	-----	2.017	169.800

Table 2: FID 2 B (column DB-ALC2)

Compound	Time (min)	Peak Area
n-Propanol	2.468	207.257

: Canonico, Erika - (14-Jan-2021)

Case: User: ecanonico 1/14/2021

Scottsdale Police Department Crime Lab Volatiles Analysis

Sample:	1354883	Vial:	62
Description:		LIMS ID:	
Method:	ethanol quant.M	Sequence:	13Jan21
Instrument:	US14173023 CN14160045	Injection date:	1/13/2021 7:25:08 PM
Data file:	C:\Chem32\1\Data\13Jan21\62.D	Analyst:	Canonico

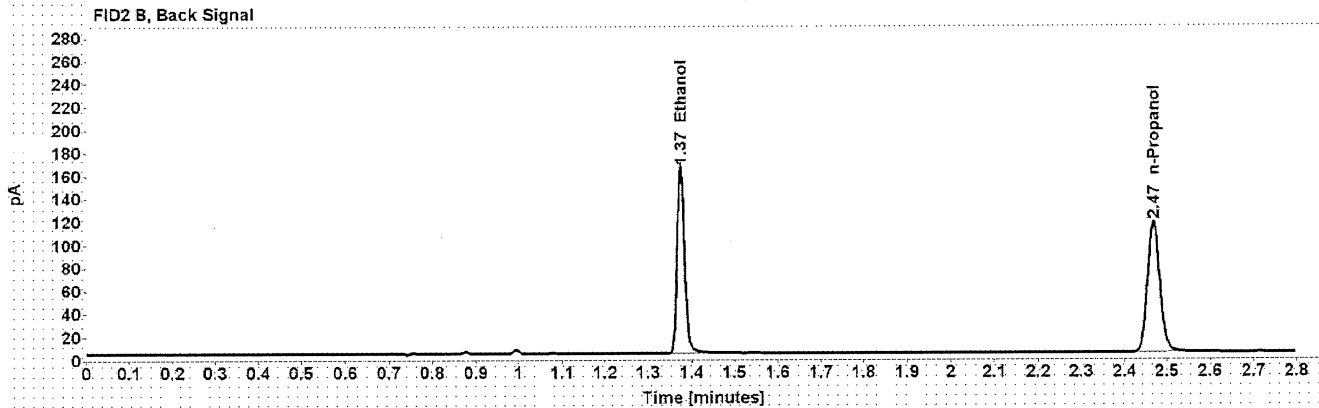
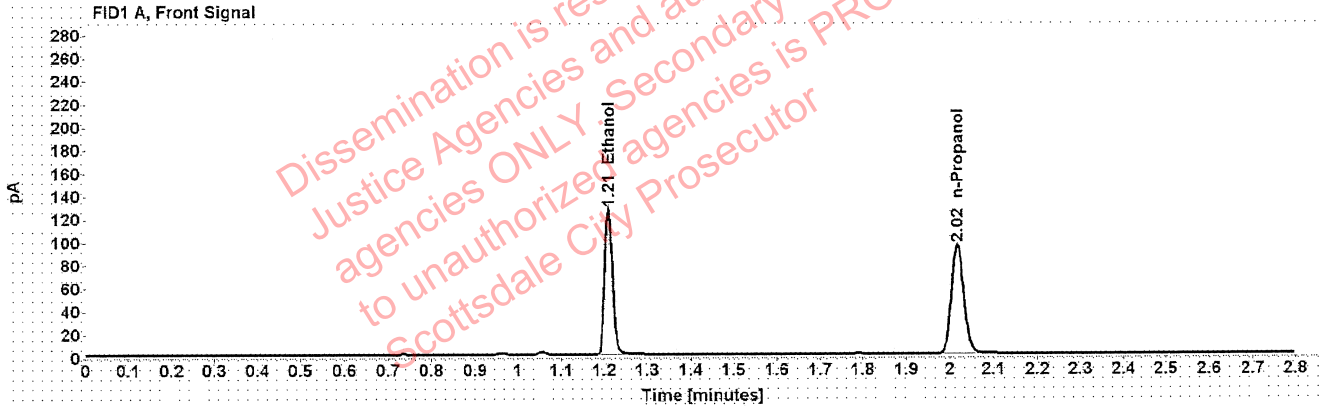


Table 1: FID 1 A (column DB-ALC1)

Compound	Amount (g/100mL)	Time (min)	Peak Area
>Ethanol	0.2307	1.210	160.592
n-Propanol	-----	2.017	188.653

Table 2: FID 2 B (column DB-ALC2)

Compound	Time (min)	Peak Area
Ethanol	1.375	200.259
n-Propanol	2.469	230.956

Scottsdale Police Department Crime Lab Volatiles Analysis

Sample:	1354883	Vial:	63
Description:	██████████	LIMS ID:	██████████
Method:	ethanol quant.M	Sequence:	13Jan21
Instrument:	US14173023 CN14160045	Injection date:	1/13/2021 7:29:07 PM
Data file:	C:\Chem32\1\Data\13Jan21\63.D	Analyst:	Canonico

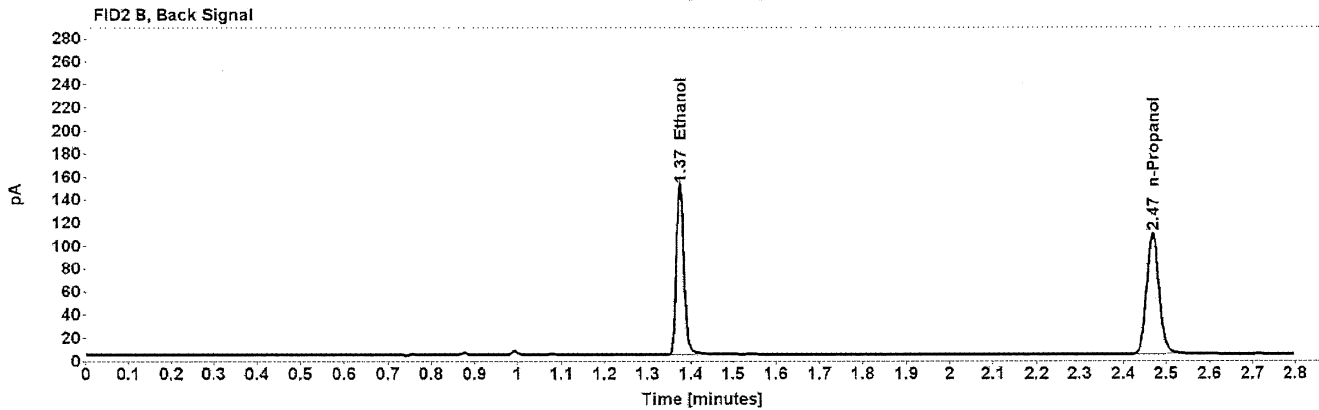
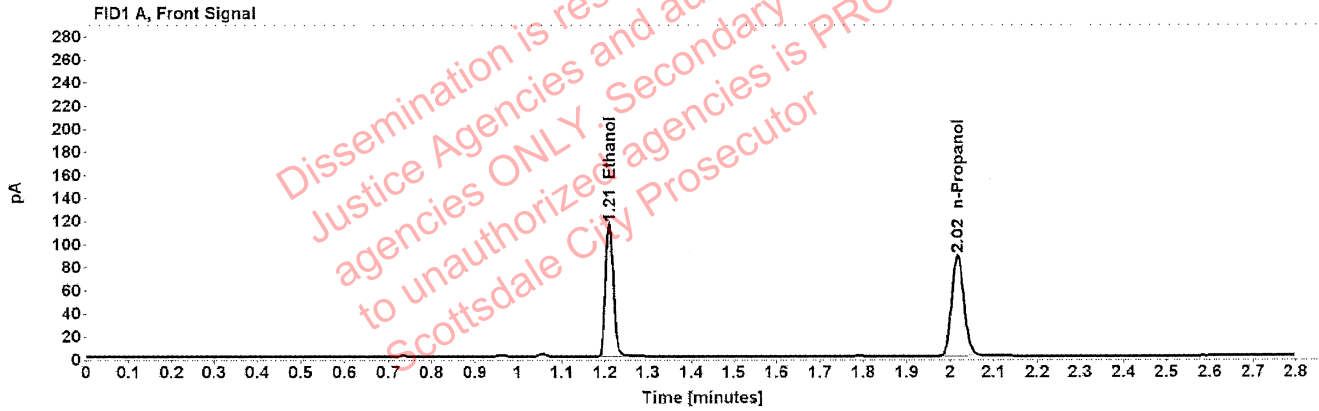


Table 1: FID 1 A (column DB-ALC1)

Compound	Amount (g/100mL)	Time (min)	Peak Area
>Ethanol	0.2276	1.210	146.509
n-Propanol	-----	2.017	174.456

Table 2: FID 2 B (column DB-ALC2)

Compound	Time (min)	Peak Area
Ethanol	1.375	182.907
n-Propanol	2.468	213.400

Scottsdale Police Department Crime Lab Volatiles Analysis

Sample:	1355470	Vial:	65
Description:	██████████	LIMS ID:	██████████
Method:	ethanol quant.M	Sequence:	13Jan21
Instrument:	US14173023 CN14160045	Injection date:	1/13/2021 7:37:07 PM
Data file:	C:\Chem32\1\Data\13Jan21\65.D	Analyst:	Canonico

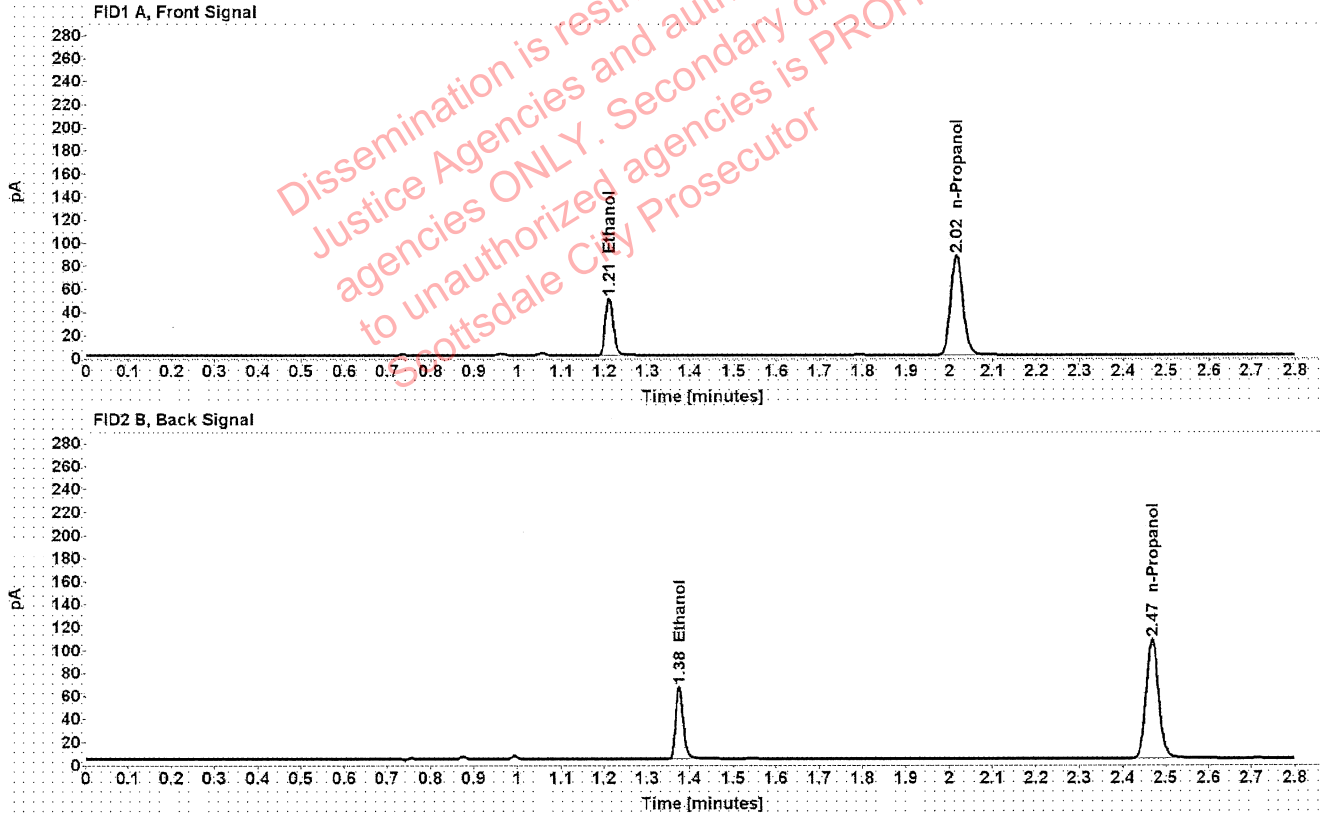


Table 1: FID 1 A (column DB-ALC1)

Compound	Amount (g/100mL)	Time (min)	Peak Area
>Ethanol	0.0999	1.211	63.252
n-Propanol	-----	2.017	173.025

Table 2: FID 2 B (column DB-ALC2)

Compound	Time (min)	Peak Area
Ethanol	1.375	78.270
n-Propanol	2.468	211.984

Scottsdale Police Department Crime Lab Volatiles Analysis

Sample:	1355470	Vial:	66
Description:	[REDACTED]	LIMS ID:	[REDACTED]
Method:	ethanol quant.M	Sequence:	13Jan21
Instrument:	US14173023 CN14160045	Injection date:	1/13/2021 7:41:07 PM
Data file:	C:\Chem32\1\Data\13Jan21\66.D	Analyst:	Canonico

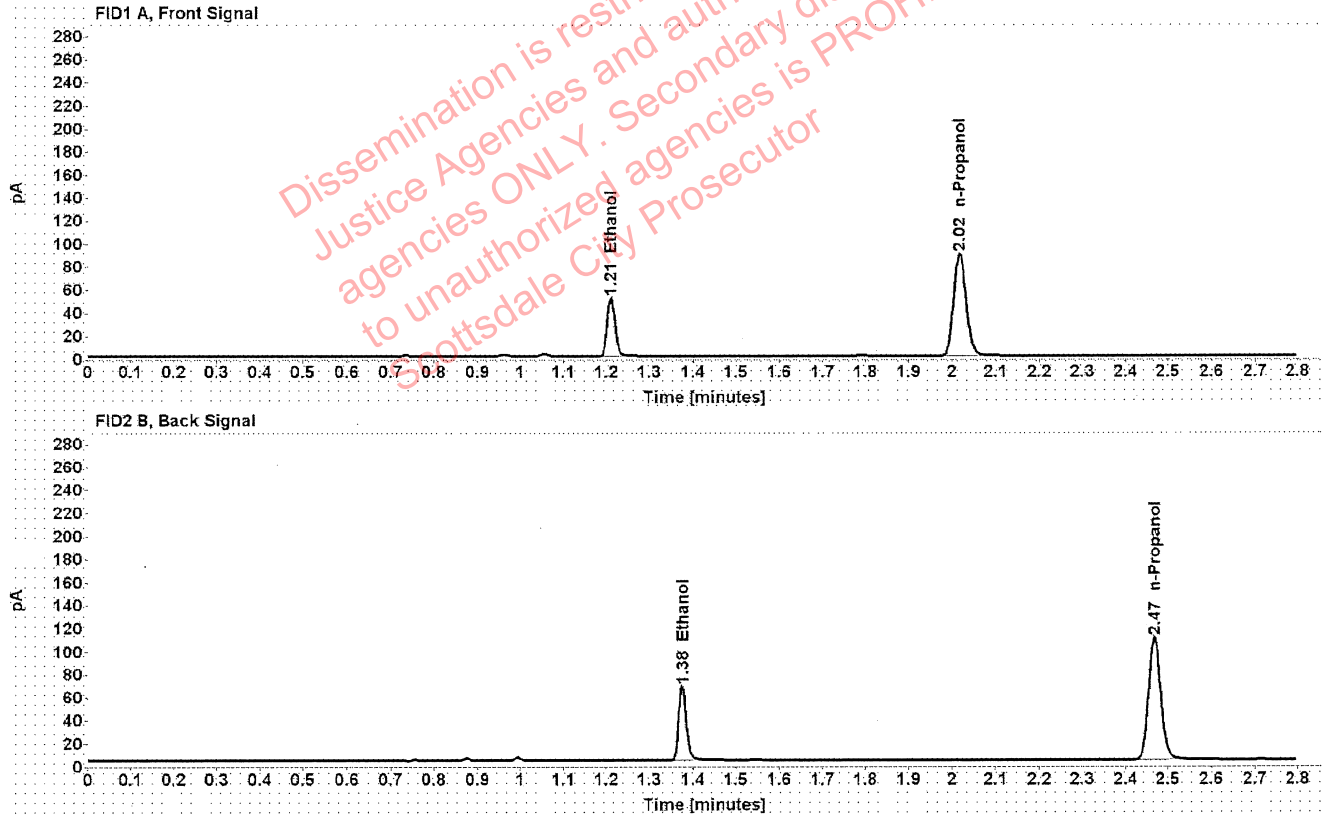


Table 1: FID 1 A (column DB-ALC1)

Compound	Amount (g/100mL)	Time (min)	Peak Area
>Ethanol	0.1004	1.211	65.096
n-Propanol	-----	2.017	177.117

Table 2: FID 2 B (column DB-ALC2)

Compound	Time (min)	Peak Area
Ethanol	1.376	80.619
n-Propanol	2.469	216.742

Scottsdale Police Department Crime Lab Volatiles Analysis

Sample:	1355663	Vial:	67
Description:	[REDACTED]	LIMS ID:	[REDACTED]
Method:	ethanol quant.M	Sequence:	13Jan21
Instrument:	US14173023 CN14160045	Injection date:	1/13/2021 7:45:22 PM
Data file:	C:\Chem32\1\Data\13Jan21\67.D	Analyst:	Canonico

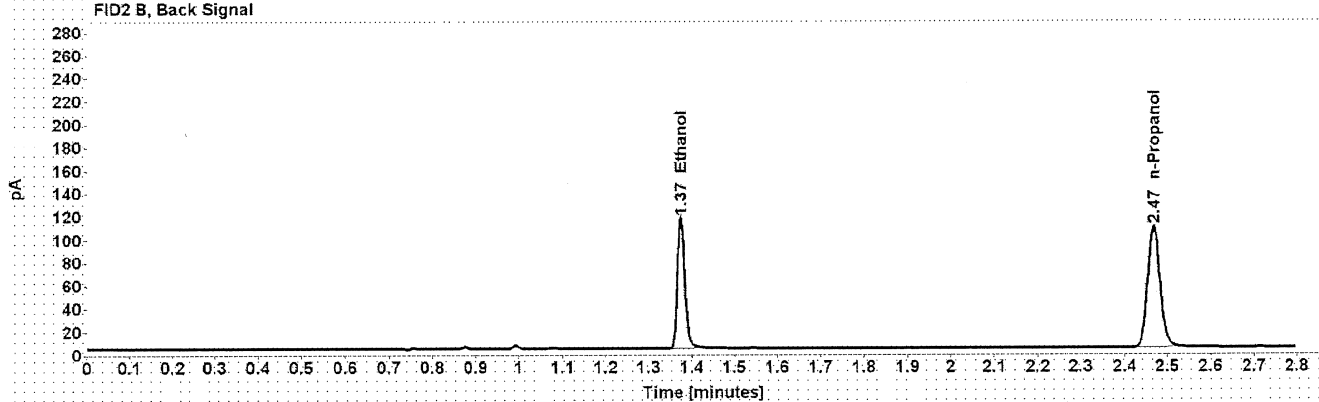
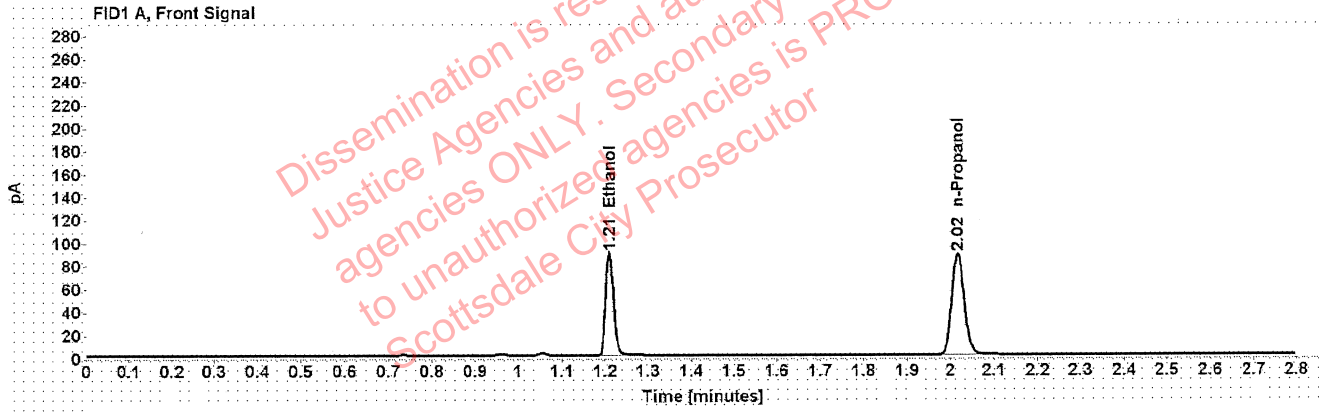


Table 1: FID 1 A (column DB-ALC1)

Compound	Amount (g/100mL)	Time (min)	Peak Area
>Ethanol	0.1757	1.210	113.184
n-Propanol	-----	2.017	174.924

Table 2: FID 2 B (column DB-ALC2)

Compound	Time (min)	Peak Area
Ethanol	1.375	140.580
n-Propanol	2.468	214.319

Scottsdale Police Department Crime Lab Volatiles Analysis

Sample:	1355663	Vial:	68
Description:	[REDACTED]	LIMS ID:	[REDACTED]
Method:	ethanol quant.M	Sequence:	13Jan21
Instrument:	US14173023 CN14160045	Injection date:	1/13/2021 7:49:22 PM
Data file:	C:\Chem32\1\Data\13Jan21\68.D	Analyst:	Canonico

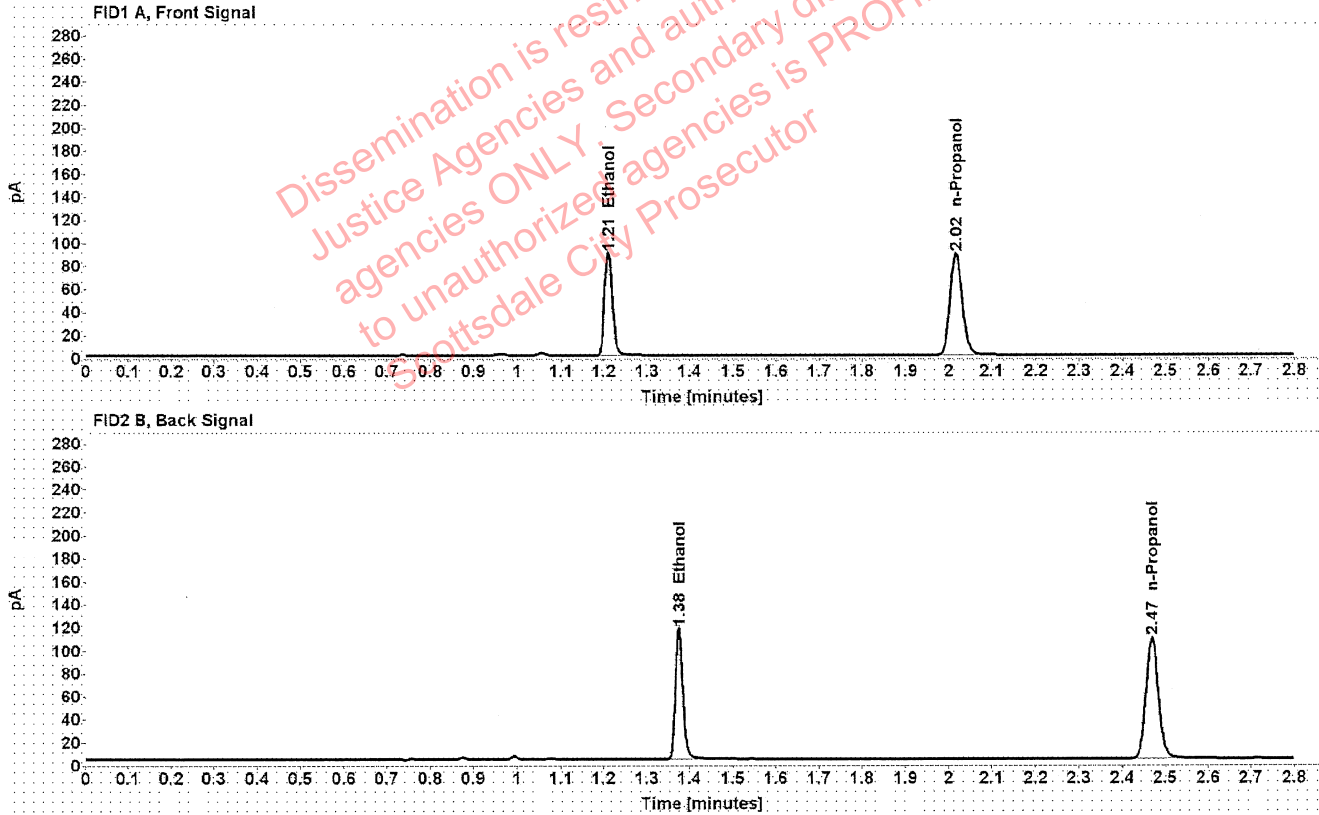


Table 1: FID 1 A (column DB-ALC1)

Compound	Amount (g/100mL)	Time (min)	Peak Area
>Ethanol	0.1757	1.210	113.749
n-Propanol	-----	2.017	175.789

Table 2: FID 2 B (column DB-ALC2)

Compound	Time (min)	Peak Area
Ethanol	1.375	141.767
n-Propanol	2.469	215.173

Scottsdale Police Department Crime Lab Volatiles Analysis

Sample:	38301AM	Vial:	69
Description:	[REDACTED]	LIMS ID:	[REDACTED]
Method:	ethanol quant.M	Sequence:	13Jan21
Instrument:	US14173023 CN14160045	Injection date:	1/13/2021 7:53:23 PM
Data file:	C:\Chem32\1\Data\13Jan21\69.D	Analyst:	Canonico

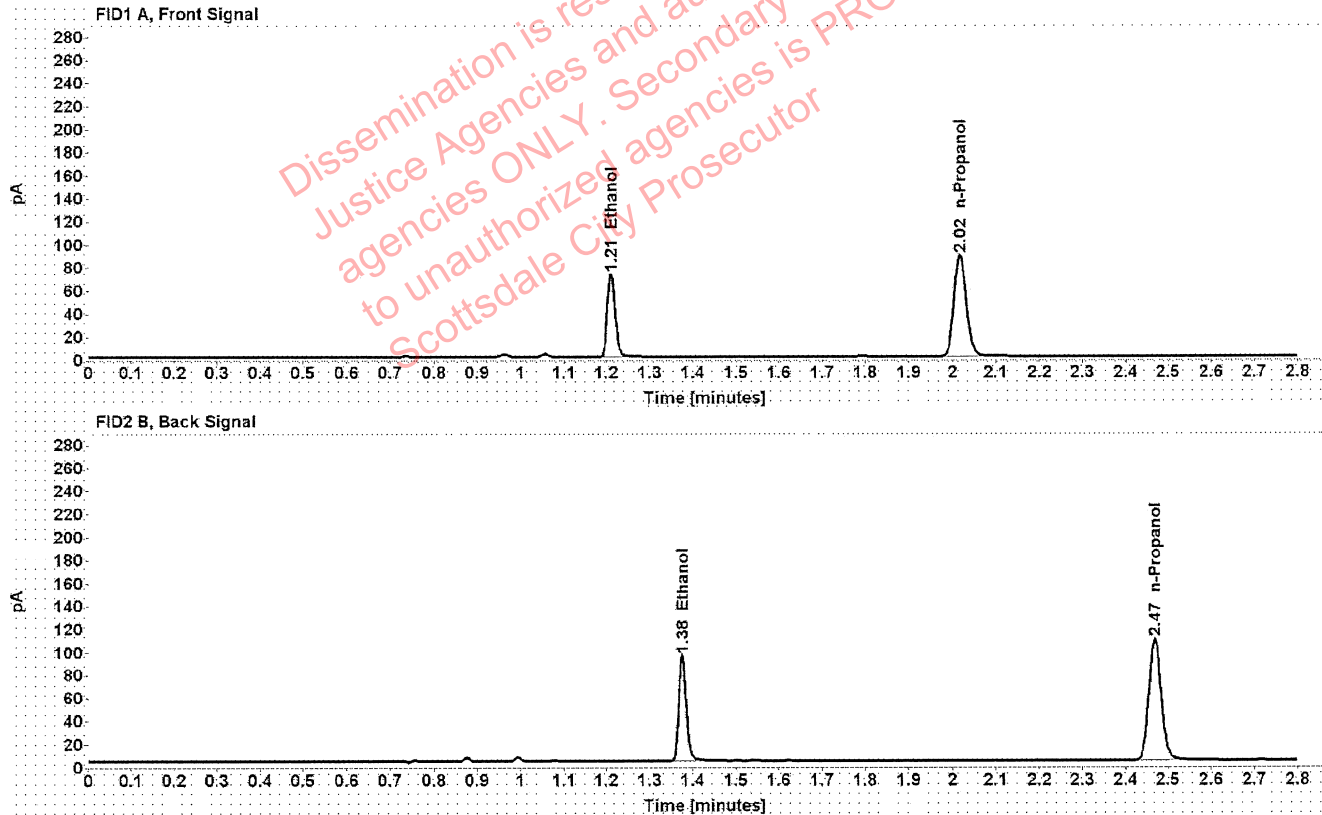


Table 1: FID 1 A (column DB-ALC1)

Compound	Amount (g/100mL)	Time (min)	Peak Area
>Ethanol	0.1422	1.211	91.881
n-Propanol	-----	2.017	175.863

Table 2: FID 2 B (column DB-ALC2)

Compound	Time (min)	Peak Area
Ethanol	1.375	114.189
n-Propanol	2.469	215.563

Scottsdale Police Department Crime Lab Volatiles Analysis

Sample:	38301AM	Vial:	70
Description:	[REDACTED]	LIMS ID:	[REDACTED]
Method:	ethanol quant.M	Sequence:	13Jan21
Instrument:	US14173023 CN14160045	Injection date:	1/13/2021 7:57:22 PM
Data file:	C:\Chem32\1\Data\13Jan21\70.D	Analyst:	Canonico

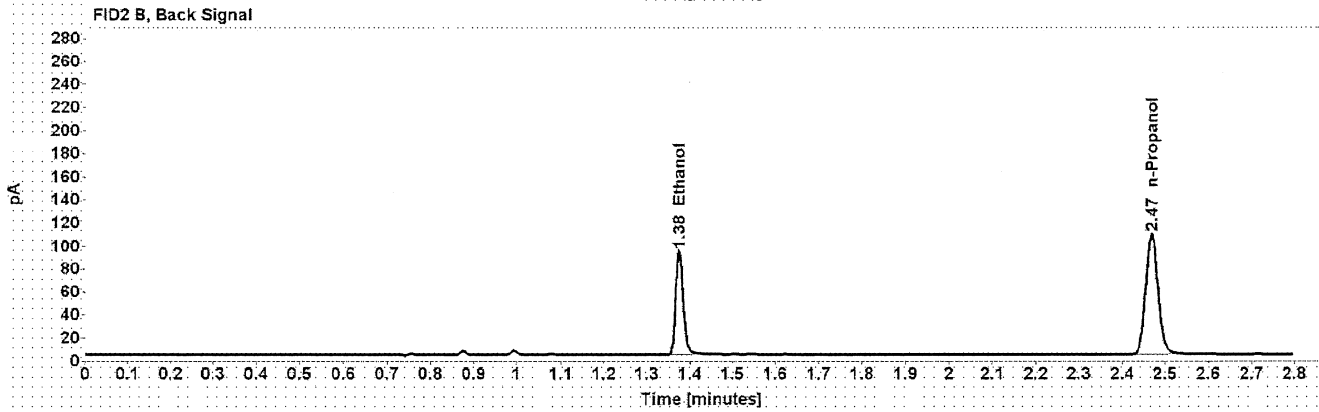
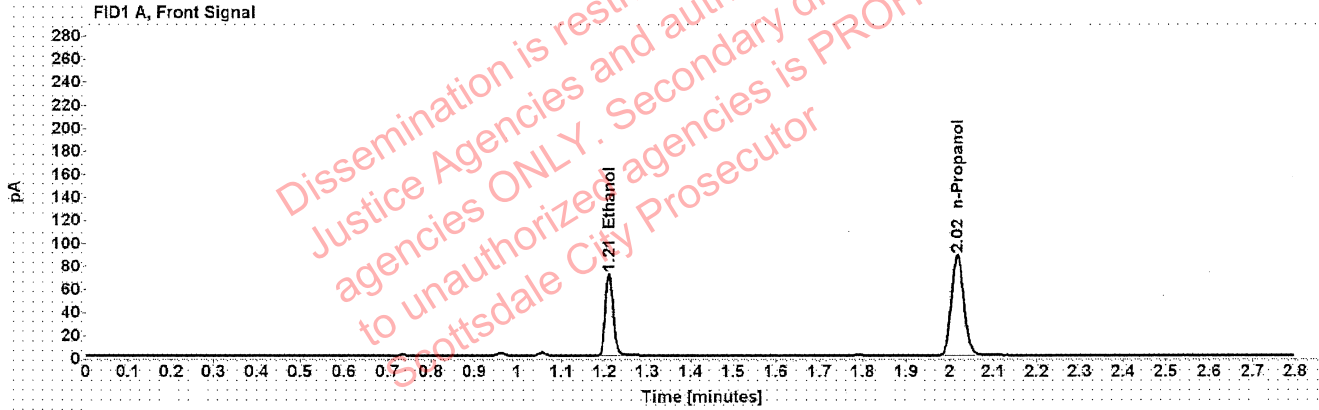


Table 1: FID 1 A (column DB-ALC1)

Compound	Amount (g/100mL)	Time (min)	Peak Area
>Ethanol	0.1417	1.211	90.761
n-Propanol	-----	2.017	174.264

Table 2: FID 2 B (column DB-ALC2)

Compound	Time (min)	Peak Area
Ethanol	1.375	112.630
n-Propanol	2.469	213.732

Scottsdale Police Department Crime Lab Volatiles Analysis

Sample:	32701CJ	Vial:	71
Description:	[REDACTED]	LIMS ID:	[REDACTED]
Method:	ethanol quant.M	Sequence:	13Jan21
Instrument:	US14173023 CN14160045	Injection date:	1/13/2021 8:01:22 PM
Data file:	C:\Chem32\1\Data\13Jan21\71.D	Analyst:	Canonico

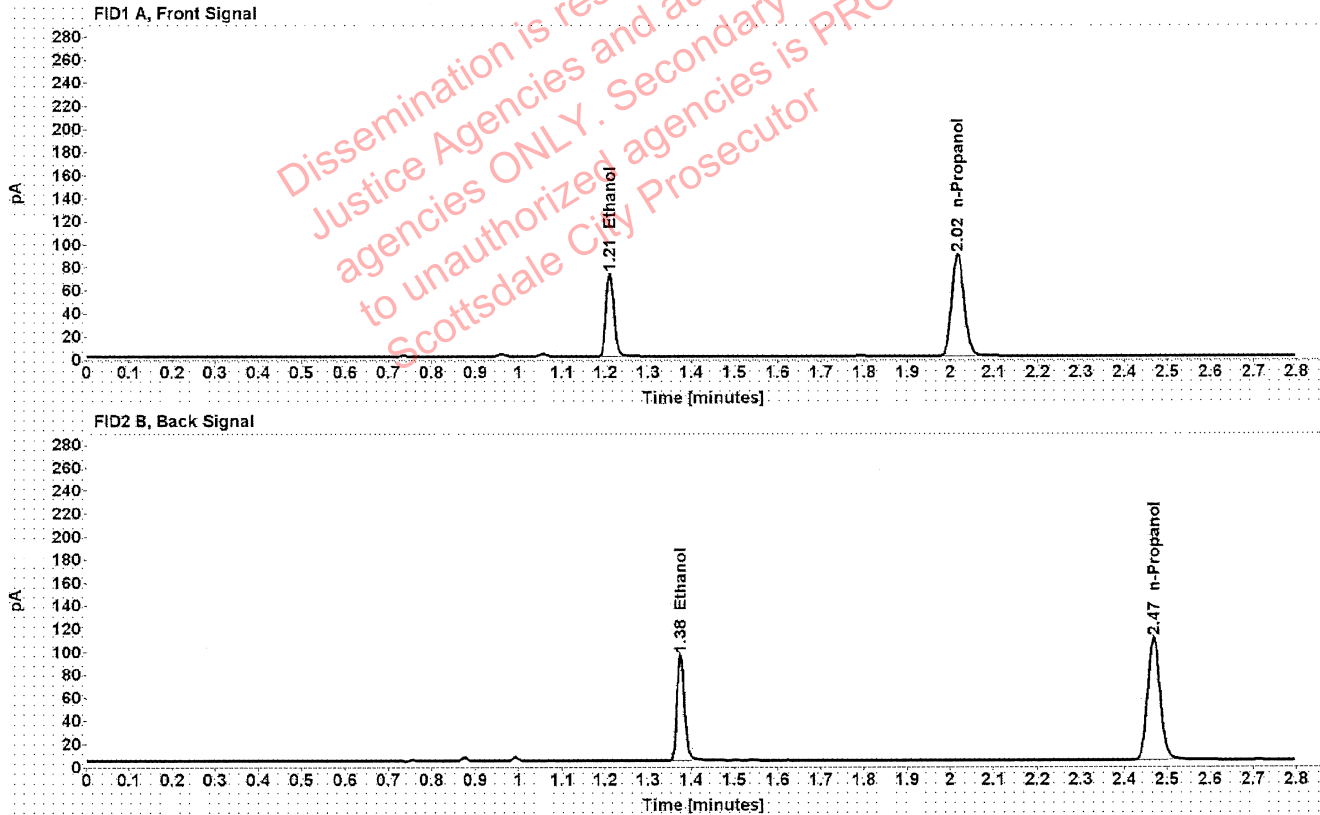


Table 1: FID 1 A (column DB-ALC1)

Compound	Amount (g/100mL)	Time (min)	Peak Area
>Ethanol	0.1417	1.211	92.123
n-Propanol	-----	2.017	176.893

Table 2: FID 2 B (column DB-ALC2)

Compound	Time (min)	Peak Area
Ethanol	1.375	114.307
n-Propanol	2.469	216.669

Scottsdale Police Department Crime Lab Volatiles Analysis

Sample:	32701CJ	Vial:	72
Description:	[redacted]	LIMS ID:	[redacted]
Method:	ethanol quant.M	Sequence:	13Jan21
Instrument:	US14173023 CN14160045	Injection date:	1/13/2021 8:05:22 PM
Data file:	C:\Chem3211\Data\13Jan21\72.D	Analyst:	Canonico

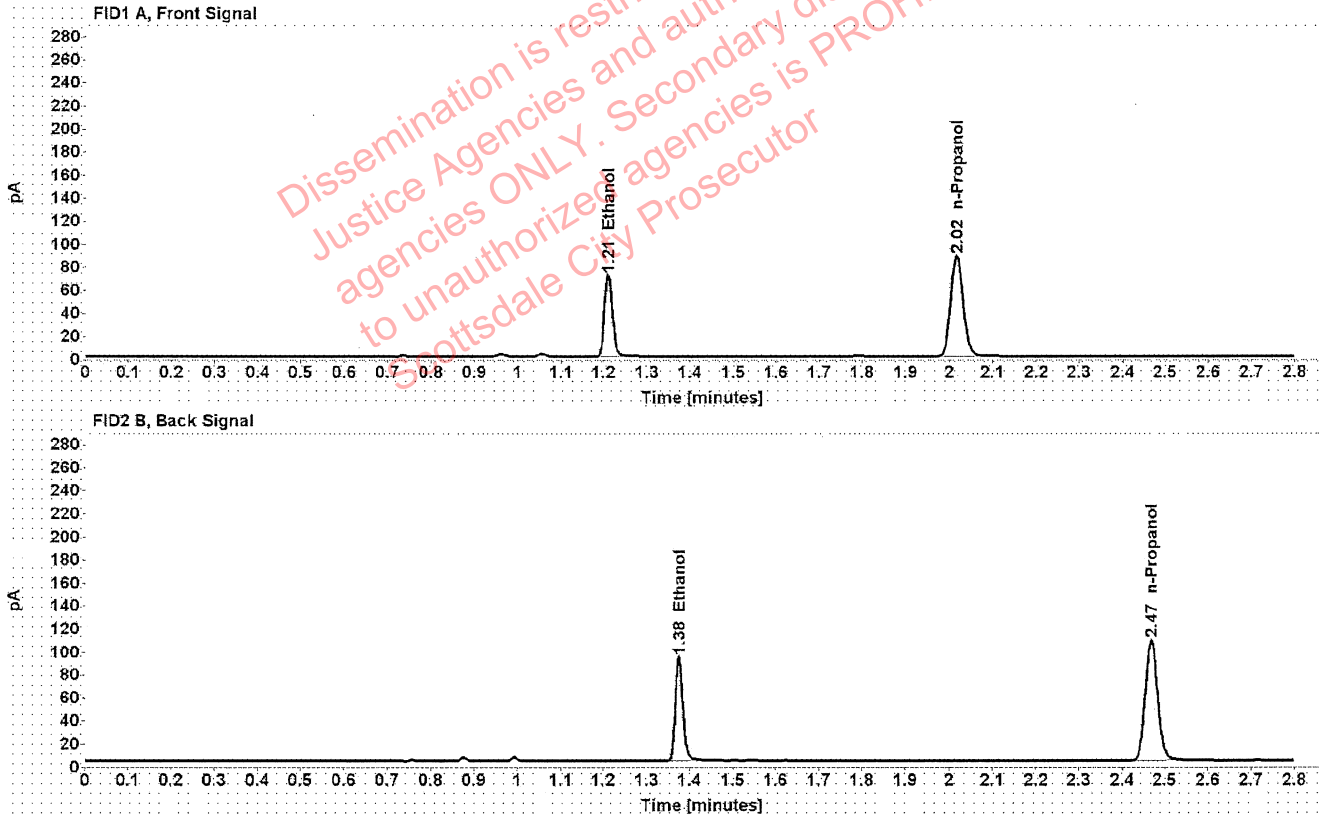


Table 1: FID 1 A (column DB-ALC1)

Compound	Amount (g/100mL)	Time (min)	Peak Area
>Ethanol	0.1415	1.211	90.912
n-Propanol	-----	2.017	174.829

Table 2: FID 2 B (column DB-ALC2)

Compound	Time (min)	Peak Area
Ethanol	1.375	112.374
n-Propanol	2.468	214.242

██████████: Canonico, Erika - (14-Jan-2021)

Case: ██████████ User: ecanonico 1/14/2021

Scottsdale Police Department Crime Lab Volatiles Analysis

Sample:	38101MD	Vial:	73
Description:	██████████	LIMS ID:	██████████
Method:	ethanol quant.M	Sequence:	13Jan21
Instrument:	US14173023 CN14160045	Injection date:	1/13/2021 8:09:37 PM
Data file:	C:\Chem32\1\Data\13Jan21\73.D	Analyst:	Canonico

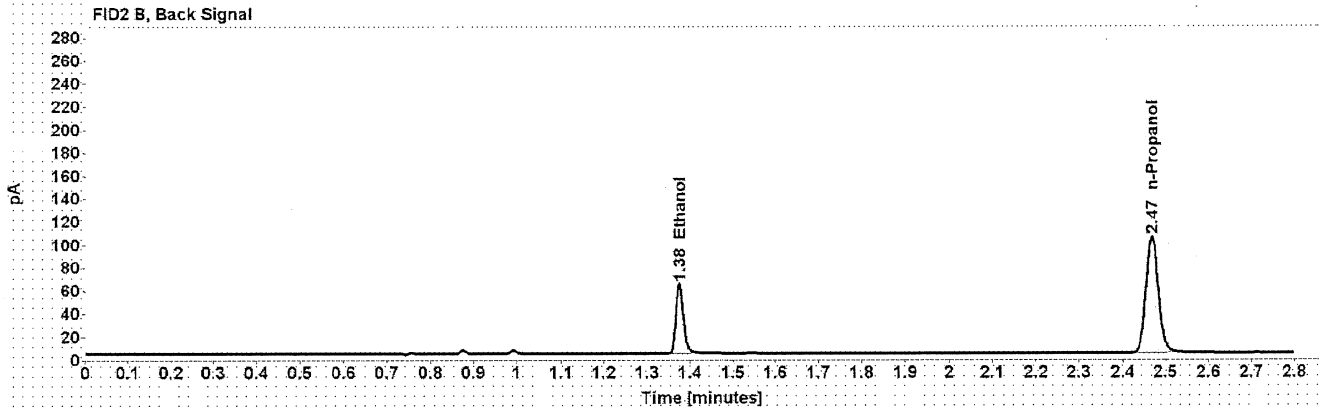
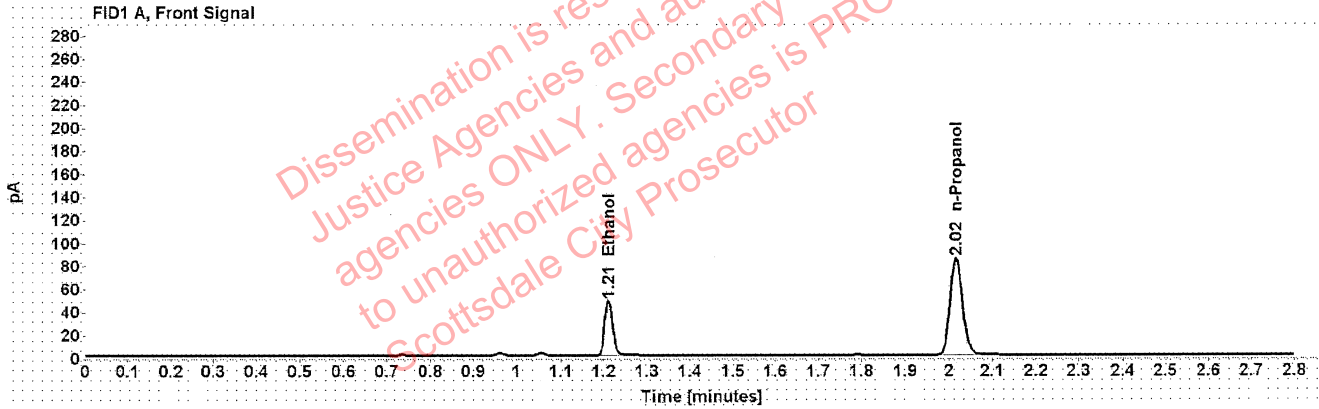


Table 1: FID 1 A (column DB-ALC1)

Compound	Amount (g/100mL)	Time (min)	Peak Area
>Ethanol	0.0991	1.211	61.106
n-Propanol	-----	2.017	168.570

Table 2: FID 2 B (column DB-ALC2)

Compound	Time (min)	Peak Area
Ethanol	1.375	75.327
n-Propanol	2.468	206.316

Scottsdale Police Department Crime Lab Volatiles Analysis

Sample:	38101MD	Vial:	74
Description:	[REDACTED]	LIMS ID:	[REDACTED]
Method:	ethanol quant.M	Sequence:	13Jan21
Instrument:	US14173023 CN14160045	Injection date:	1/13/2021 8:13:38 PM
Data file:	C:\Chem32\1\Data\13Jan21\74.D	Analyst:	Canonico

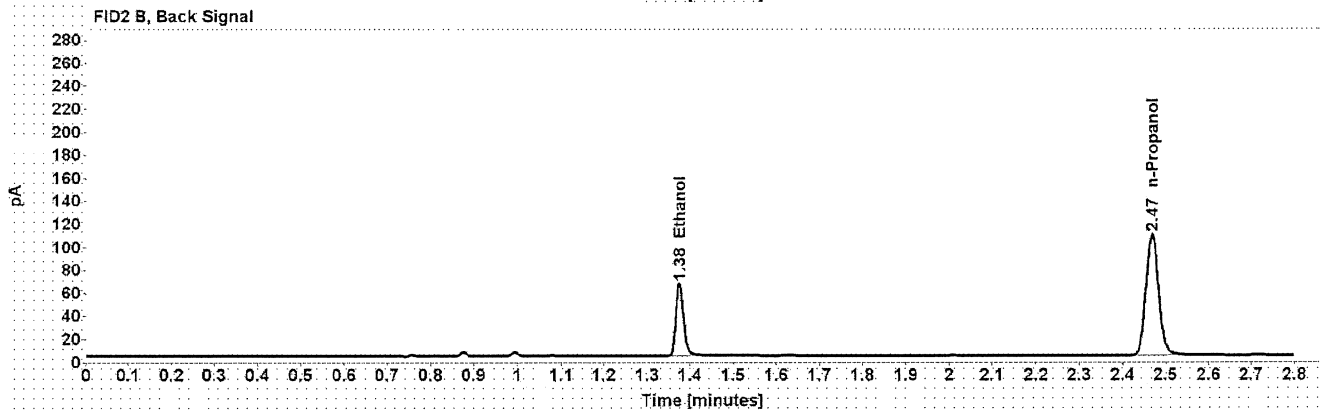
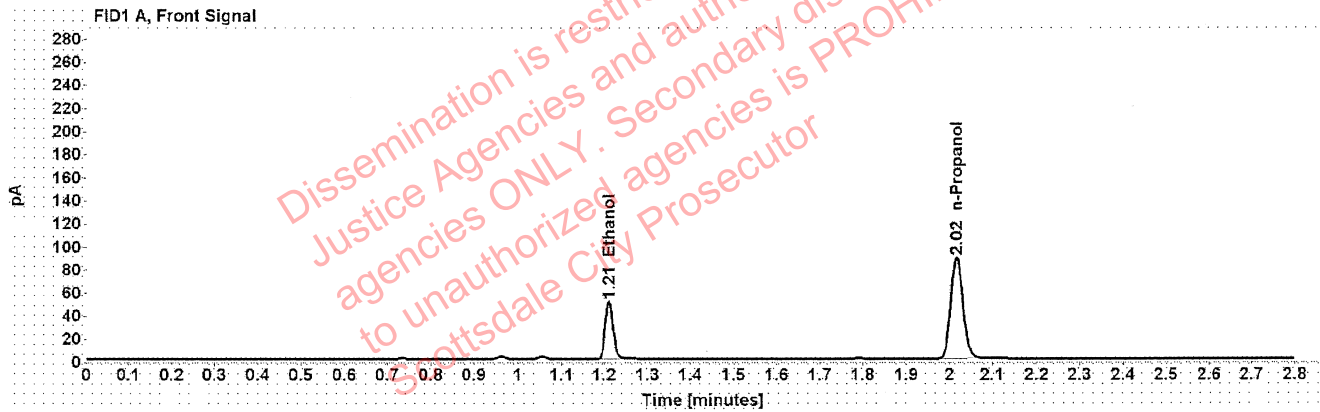


Table 1: FID 1 A (column DB-ALC1)

Compound	Amount (g/100mL)	Time (min)	Peak Area
>Ethanol	0.0992	1.211	63.749
n-Propanol	-----	2.017	175.701

Table 2: FID 2 B (column DB-ALC2)

Compound	Time (min)	Peak Area
Ethanol	1.375	78.898
n-Propanol	2.469	215.677