

# SCOTTSDALE POLICE DEPARTMENT CRIME LABORATORY BLOOD ALCOHOL FACE SHEET

ANALYSIS DATE 02/23/2021 SEQUENCE NAME 23Feb21

**EQUIPMENT**

Pipettor  Hamilton ML600EH7497  Hamilton ML600GJ10749  
 Gas Chromatograph  Agilent US14173023

**INSTRUMENT CALIBRATION**

Vial 1 0.02 calibrator Lot FN06141806 Coefficient of determination (r<sup>2</sup>)  
 Vial 2 0.10 calibrator Lot FN05311902 1.00000  
 Vial 3 0.20 calibrator Lot FN05101903  
 Vial 4 0.40 calibrator Lot FN10051906

**CALIBRATION VERIFICATION AND RESOLUTION TEST**

Vial	Sample	Expected result	Measured result	Manufacturer/lot
5	Blank	Not detected	Not detected	SPD lab 112420AQ
6	Volatiles mixture	6 compounds	6 compounds	SPD lab 070819MIX
7	Aqueous control	0.400 g/dL	0.405 g/dL	Lipomed 11092018-A
8	Aqueous control	0.040 g/dL	0.040 g/dL	Lipomed 14082019-B
9	Blood control	0.198 g/dL	0.200 g/dL	ACQ 407041529/13
20	Aqueous control	0.080 g/dL	0.080 g/dL	Lipomed 03102016-A/1
31	Aqueous control	0.080 g/dL	0.080 g/dL	Lipomed 03102016-A/1
42	Blood control	0.198 g/dL	0.200 g/dL	ACQ 407041529/13
53	Aqueous control	0.400 g/dL	0.402 g/dL	Lipomed 11092018-A
54	Aqueous control	0.040 g/dL	0.040 g/dL	Lipomed 14082019-B
55	Blood control	0.198 g/dL	0.201 g/dL	ACQ 407041529/13
56	Blank	Not detected	Not detected	SPD lab 111020WB

**SUBJECT SAMPLES**

Subjects in the sequence 16 Subjects requiring reanalysis 0

**ADDITIONAL NOTES: This batch includes four proficiency samples. Vials 51 and 52 have an incorrect sample number, that number was corrected on all appropriate batch and data sheets.**

Run valid  Run invalid  Shon Abbott Analyst  
 Run valid  Run invalid  Philip Brooks Technical Reviewer

# Scottsdale Police Department Crime Laboratory Sequence Quality Assurance Summary

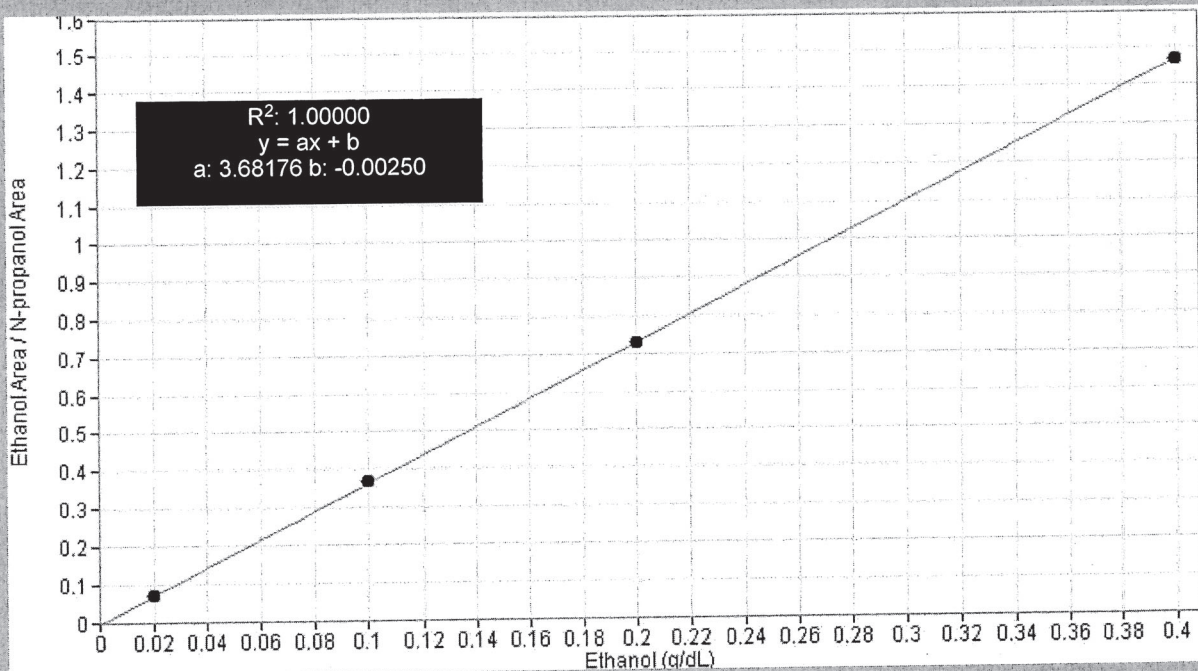
SEQUENCE NAME: 23Feb21

ANALYST: Abbott *JA*

Sample Name	Vial	Measured Value (g/dL)	Expected Value (g/dL)	Percent Difference	Absolute Difference (g/dL)
blank 112420AQ	5	negative	negative	-	-
0.400 11092018-A	7	0.405	0.400	1.25	0.005
0.040 14082019-B	8	0.040	0.040	0.00	0.000
0.198 407041529/13	9	0.200	0.198	1.01	0.002
0.080 03102016-A/1	20	0.080	0.080	0.00	0.000
0.080 03102016-A/1	31	0.080	0.080	0.00	0.000
0.198 407041529/13	42	0.200	0.198	1.01	0.002
0.400 11092018-A	53	0.402	0.400	0.50	0.002
0.040 14082019-B	54	0.040	0.040	0.00	0.000
0.198 407041529/13	55	0.201	0.198	1.52	0.003
blank 111020WB	56	negative	negative	-	-

Calibrator	Ethanol Area	N-propanol Area	Ratio
0.020	11.557	163.326	0.071
0.100	60.141	163.846	0.367
0.200	119.979	163.799	0.733
0.400	242.706	165.043	1.471

### Calibration Line



# Scottsdale Police Department Crime Lab Volatiles Analysis

Sample: FN06141806	Vial: 1
Description: 0.020 calibrator	Sequence: 23Feb21
Method: ethanol quant.M	Injection date: 2/23/2021 3:14:42 PM
Instrument: US14173023 CN14160045	Analyst: Abbott <i>de</i>
Data file: C:\Chem32\1\Data\23Feb21\1.D	

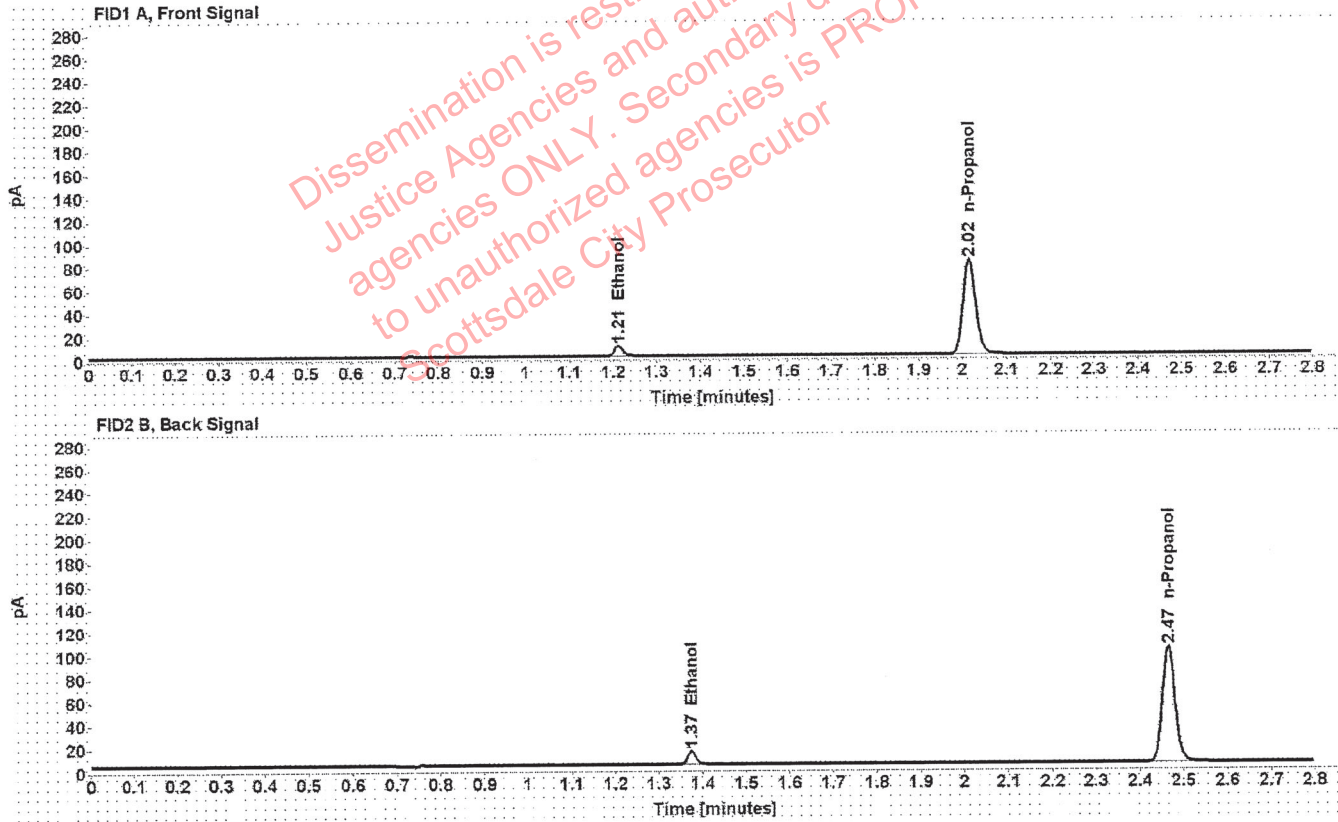


Table 1: FID 1 A (column DB-ALC1)

Compound	Time (min)	Peak Area
Ethanol	1.212	11.557
n-Propanol	2.015	163.326

Table 2: FID 2 B (column DB-ALC2)

Compound	Time (min)	Peak Area
Ethanol	1.374	14.375
n-Propanol	2.466	201.595

# Scottsdale Police Department Crime Lab Volatiles Analysis

<b>Sample:</b> FN05311902	<b>Vial:</b> 2
<b>Description:</b> 0.100 calibrator	<b>Sequence:</b> 23Feb21
<b>Method:</b> ethanol quant.M	<b>Injection date:</b> 2/23/2021 3:18:42 PM
<b>Instrument:</b> US14173023 CN14160045	<b>Analyst:</b> Abbott
<b>Data file:</b> C:\Chem32\1\Data\23Feb21\2.D	

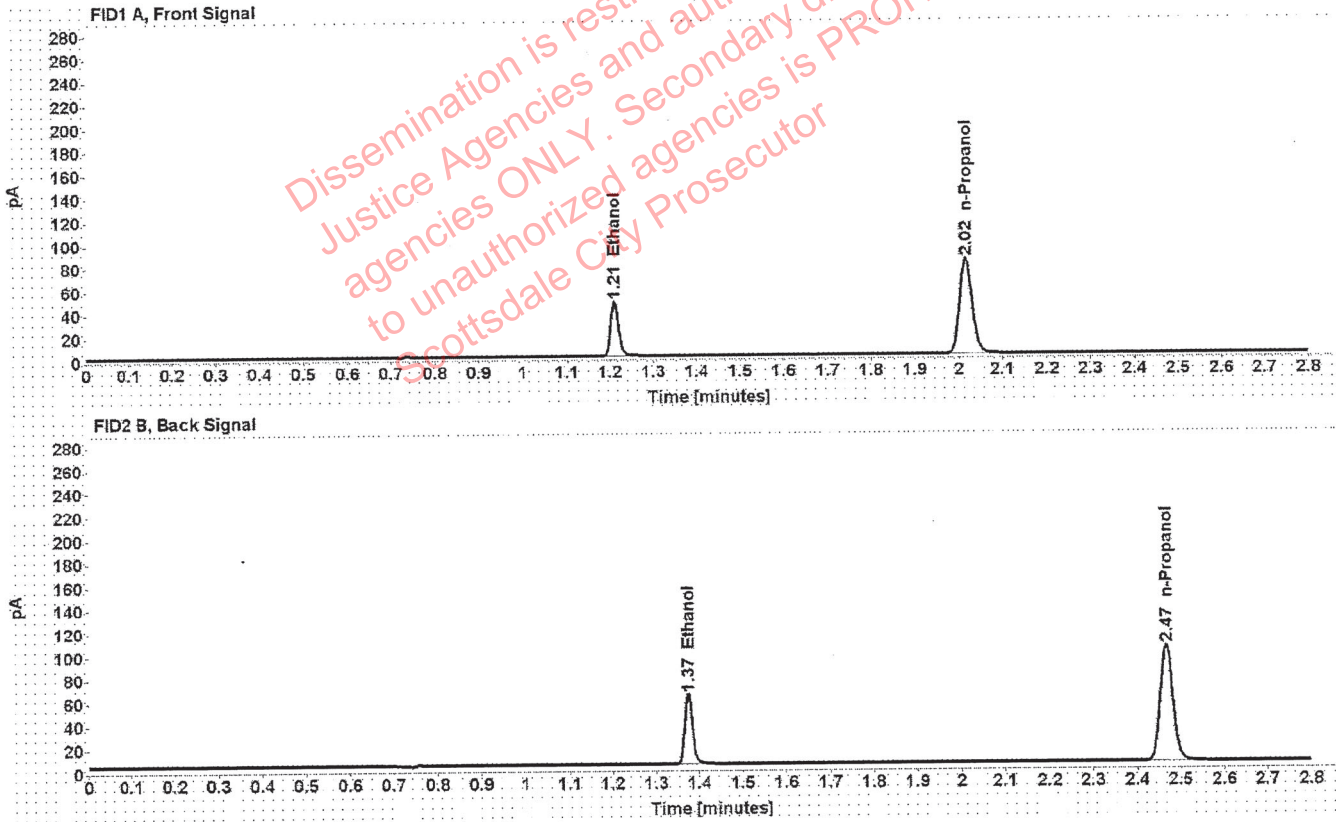


Table 1: FID 1 A (column DB-ALC1)

Compound	Time (min)	Peak Area
Ethanol	1.210	60.141
n-Propanol	2.016	163.846

Table 2: FID 2 B (column DB-ALC2)

Compound	Time (min)	Peak Area
Ethanol	1.374	75.069
n-Propanol	2.467	202.477

# Scottsdale Police Department Crime Lab Volatiles Analysis

<b>Sample:</b> FN05101903	<b>Vial:</b> 3
<b>Description:</b> 0.200 calibrator	<b>Sequence:</b> 23Feb21
<b>Method:</b> ethanol quant.M	<b>Injection date:</b> 2/23/2021 3:22:43 PM
<b>Instrument:</b> US14173023 CN14160045	<b>Analyst:</b> Abbott <i>oh</i>
<b>Data file:</b> C:\Chem32\1\Data\23Feb21\3.D	

Dissemination is restricted to Criminal Justice Agencies and authorized Non-Criminal Justice Agencies ONLY. Secondary dissemination to unauthorized agencies is PROHIBITED. Scottsdale City Prosecutor

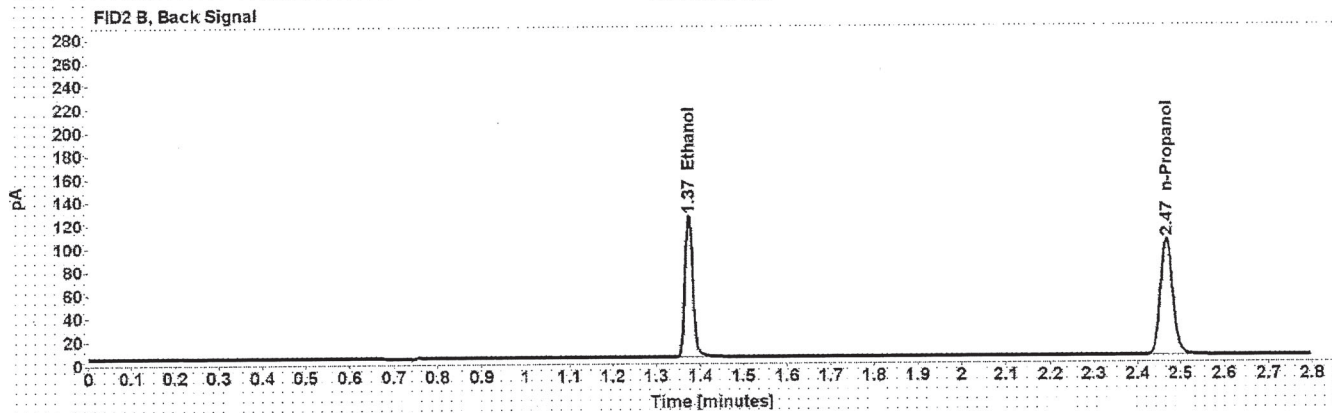
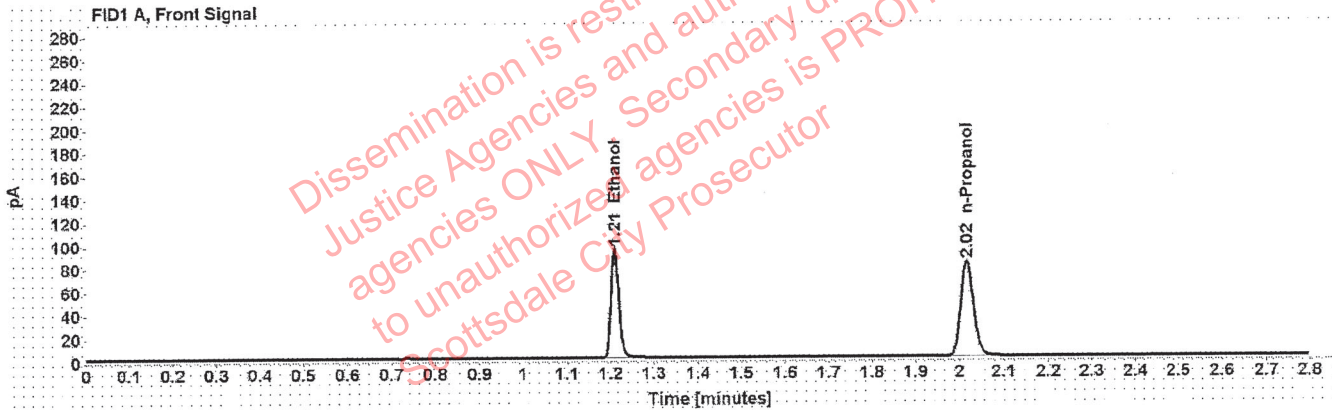


Table 1: FID 1 A (column DB-ALC1)

Compound	Time (min)	Peak Area
Ethanol	1.210	119.979
n-Propanol	2.016	163.799

Table 2: FID 2 B (column DB-ALC2)

Compound	Time (min)	Peak Area
Ethanol	1.374	149.988
n-Propanol	2.467	202.492

# Scottsdale Police Department Crime Lab Volatiles Analysis

<b>Sample:</b> FN10051906	<b>Vial:</b> 4
<b>Description:</b> 0.400 calibrator	<b>Sequence:</b> 23Feb21
<b>Method:</b> ethanol quant.M	<b>Injection date:</b> 2/23/2021 3:26:42 PM
<b>Instrument:</b> US14173023 CN14160045	<b>Analyst:</b> Abbott <i>JA</i>
<b>Data file:</b> C:\Chem32\1\Data\23Feb21\4.D	

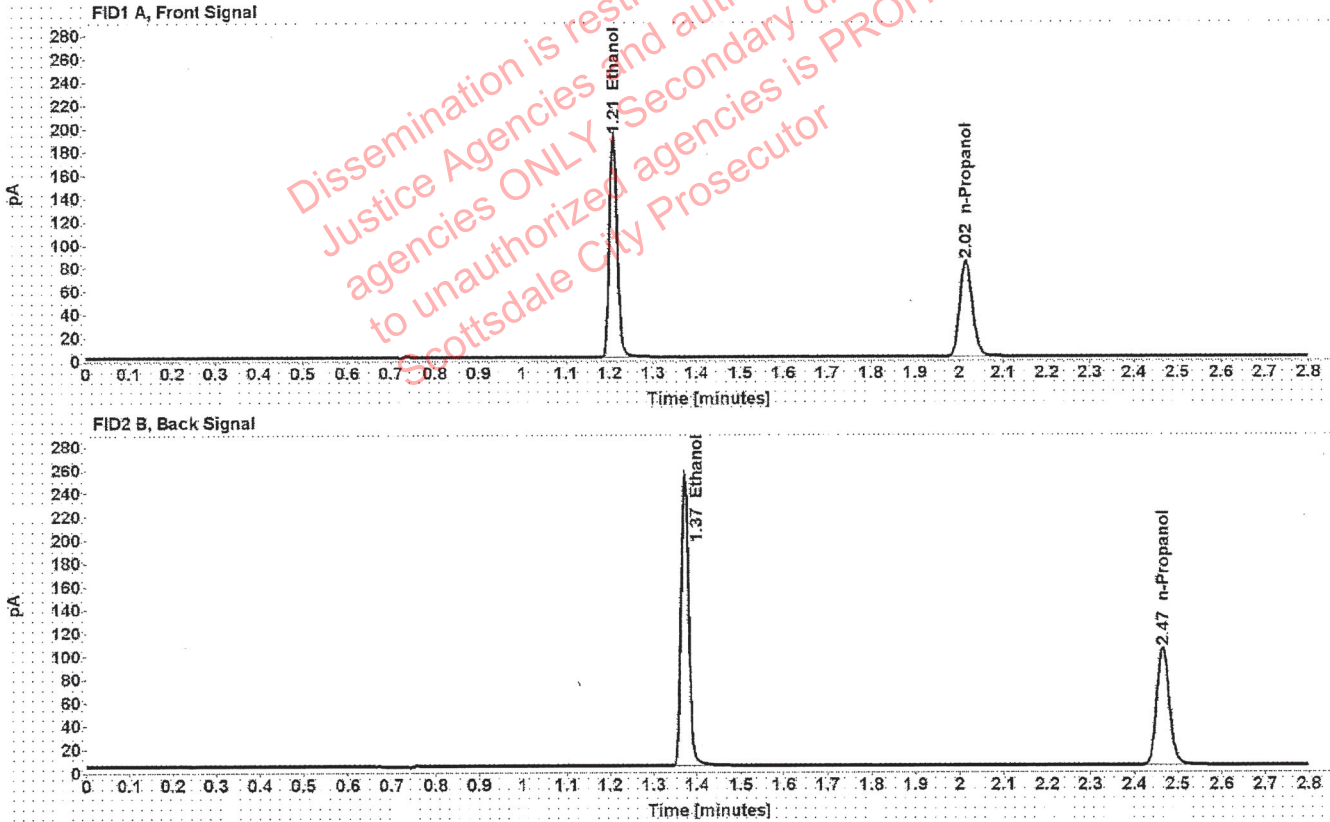


Table 1: FID 1 A (column DB-ALC1)

Compound	Time (min)	Peak Area
Ethanol	1.208	242.706
n-Propanol	2.015	165.043

Table 2: FID 2 B (column DB-ALC2)

Compound	Time (min)	Peak Area
Ethanol	1.372	304.168
n-Propanol	2.466	204.261

# Scottsdale Police Department Crime Lab Volatiles Analysis

<b>Sample:</b> 112420AQ	<b>Vial:</b> 5
<b>Description:</b> Negative	<b>LIMS ID:</b>
<b>Method:</b> ethanol quant.M	<b>Sequence:</b> 23Feb21
<b>Instrument:</b> US14173023 CN14160045	<b>Injection date:</b> 2/23/2021 3:30:42 PM
<b>Data file:</b> C:\Chem32\1\Data\23Feb21\5.D	<b>Analyst:</b> Abbott <i>JA</i>

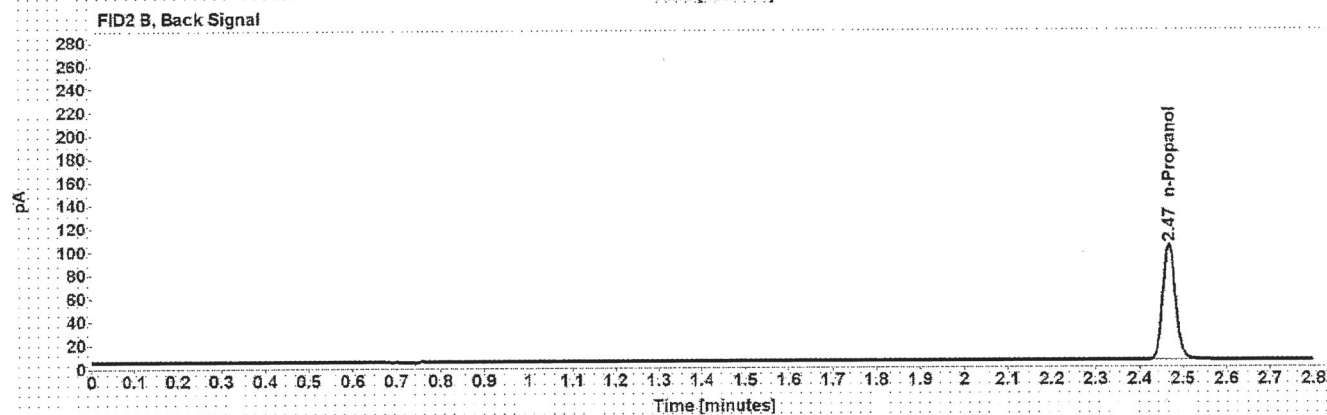



Table 1: FID 1 A (column DB-ALC1)

Compound	Amount (g/100mL)	Time (min)	Peak Area
n-Propanol	-----	2.017	162.995

Table 2: FID 2 B (column DB-ALC2)

Compound	Time (min)	Peak Area
n-Propanol	2.468	200.930

# Scottsdale Police Department Crime Lab Volatiles Analysis

<b>Sample:</b> 070819MIX	<b>Vial:</b> 6
<b>Description:</b> Volatiles mix	<b>LIMS ID:</b>
<b>Method:</b> ethanol quant.M	<b>Sequence:</b> 23Feb21
<b>Instrument:</b> US14173023 CN14160045	<b>Injection date:</b> 2/23/2021 3:34:41 PM
<b>Data file:</b> C:\Chem32\1\Data\23Feb21\6.D	<b>Analyst:</b> Abbott <i>JA</i>

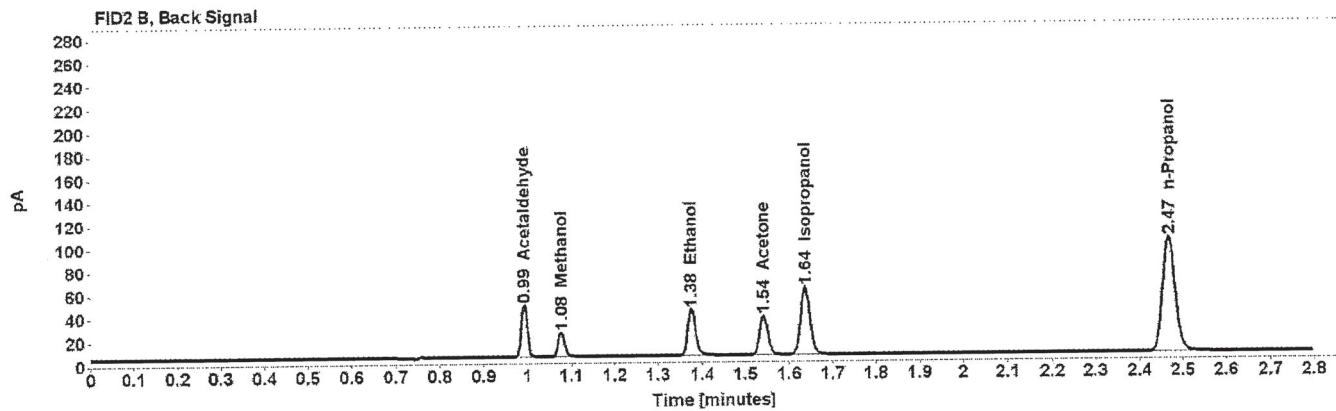
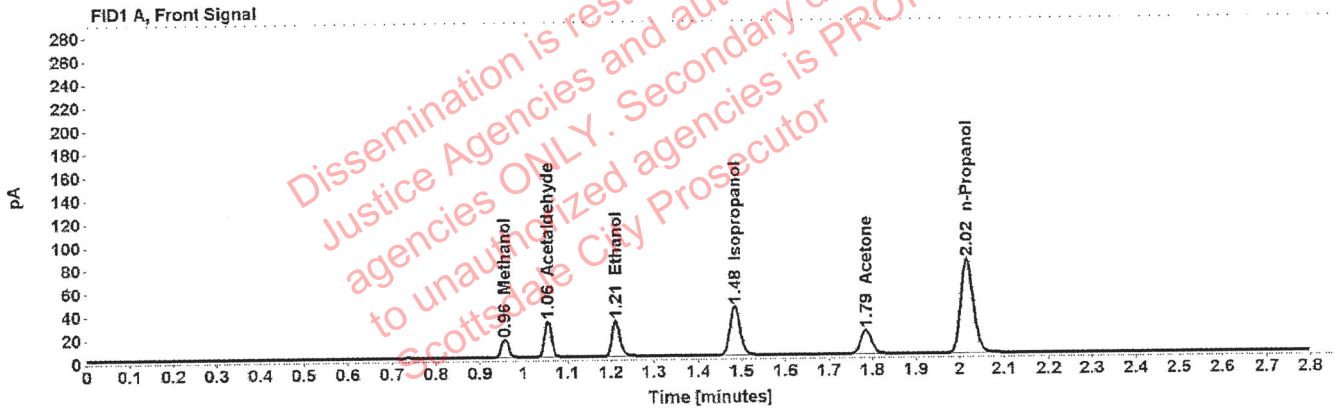


Table 1: FID 1 A (column DB-ALC1)

Compound	Amount (g/100mL)	Time (min)	Peak Area
Methanol	-----	0.958	17.459
Acetaldehyde	-----	1.055	33.759
>Ethanol	0.0673	1.211	39.713
Isopropanol	-----	1.485	67.891
Acetone	-----	1.785	35.321
n-Propanol	-----	2.017	161.994

Table 2: FID 2 B (column DB-ALC2)

Compound	Time (min)	Peak Area
Acetaldehyde	0.993	44.050
Methanol	1.077	22.423
Ethanol	1.375	49.456
Acetone	1.541	43.745
Isopropanol	1.637	86.875
n-Propanol	2.468	199.865



# Scottsdale Police Department Crime Lab Volatiles Analysis

Sample: 11092018-A	Vial: 7
Description: 0.400	LIMS ID:
Method: ethanol quant.M	Sequence: 23Feb21
Instrument: US14173023 CN14160045	Injection date: 2/23/2021 3:38:57 PM
Data file: C:\Chem32\1\Data\23Feb21\7.D	Analyst: Abbott <i>JA</i>

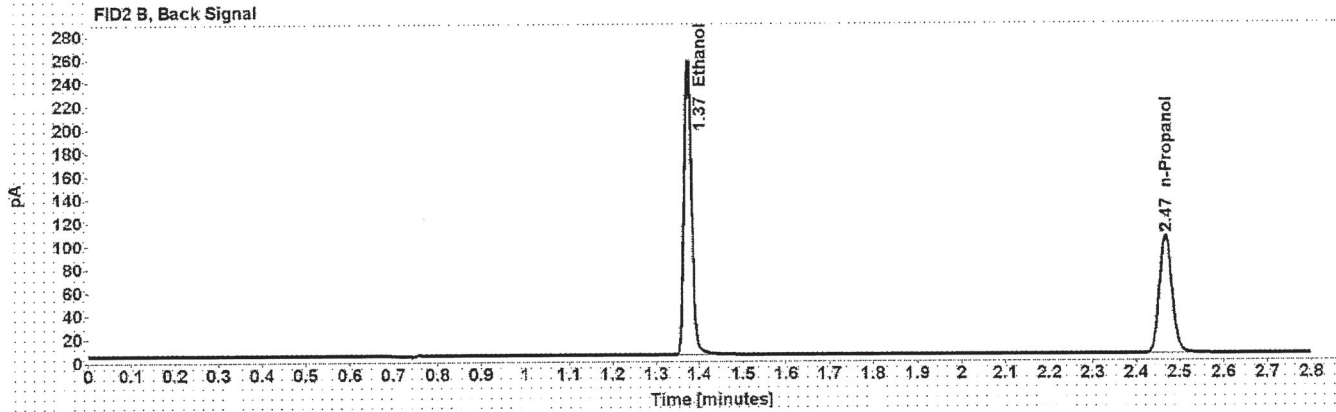
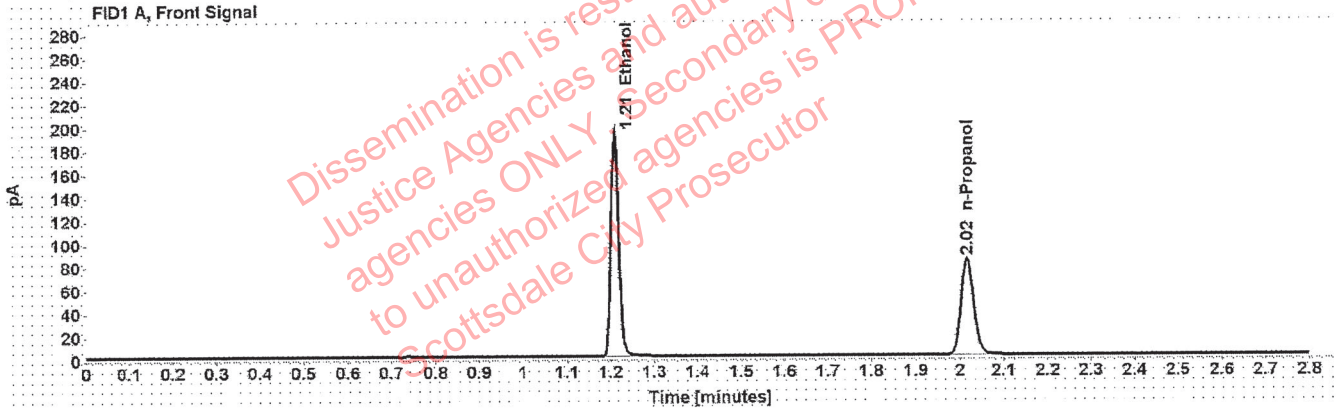


Table 1: FID 1 A (column DB-ALC1)

Compound	Amount (g/100mL)	Time (min)	Peak Area
>Ethanol	0.4056	1.210	247.991
n-Propanol	-----	2.017	166.350

Table 2: FID 2 B (column DB-ALC2)

Compound	Time (min)	Peak Area
Ethanol	1.374	310.372
n-Propanol	2.468	205.548

# Scottsdale Police Department Crime Lab Volatiles Analysis

<b>Sample:</b> 14082019-B	<b>Vial:</b> 8
<b>Description:</b> 0.040	<b>LIMS ID:</b>
<b>Method:</b> ethanol quant.M	<b>Sequence:</b> 23Feb21
<b>Instrument:</b> US14173023 CN14160045	<b>Injection date:</b> 2/23/2021 3:42:56 PM
<b>Data file:</b> C:\Chem32\1\Data\23Feb21\8.D	<b>Analyst:</b> Abbott <i>JA</i>

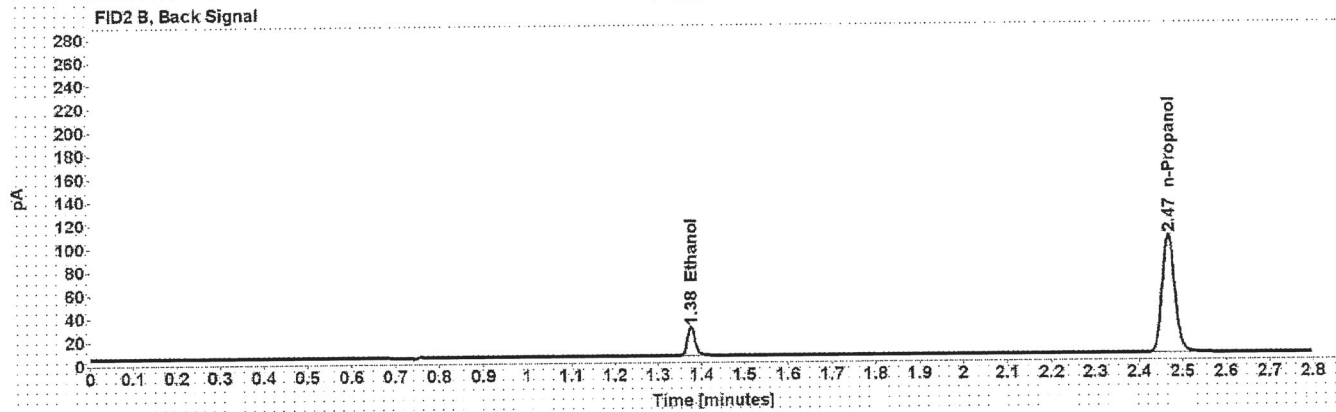
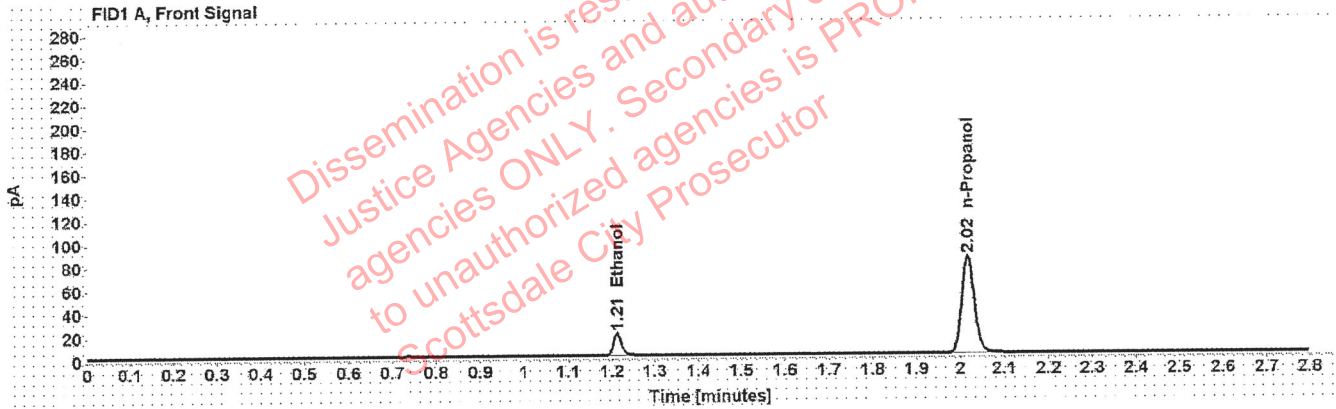


Table 1: FID 1 A (column DB-ALC1)

Compound	Amount (g/100mL)	Time (min)	Peak Area
>Ethanol	0.0409	1.212	24.614
n-Propanol	-----	2.017	166.351

Table 2: FID 2 B (column DB-ALC2)

Compound	Time (min)	Peak Area
Ethanol	1.376	30.515
n-Propanol	2.468	204.996

# Scottsdale Police Department Crime Lab Volatiles Analysis

<b>Sample:</b> 407041529/13	<b>Vial:</b> 9
<b>Description:</b> 0.198	<b>LIMS ID:</b>
<b>Method:</b> ethanol quant.M	<b>Sequence:</b> 23Feb21
<b>Instrument:</b> US14173023 CN14160045	<b>Injection date:</b> 2/23/2021 3:46:56 PM
<b>Data file:</b> C:\Chem32\1\1\Data\23Feb21\9.D	<b>Analyst:</b> Abbott <span style="float: right;">JA</span>

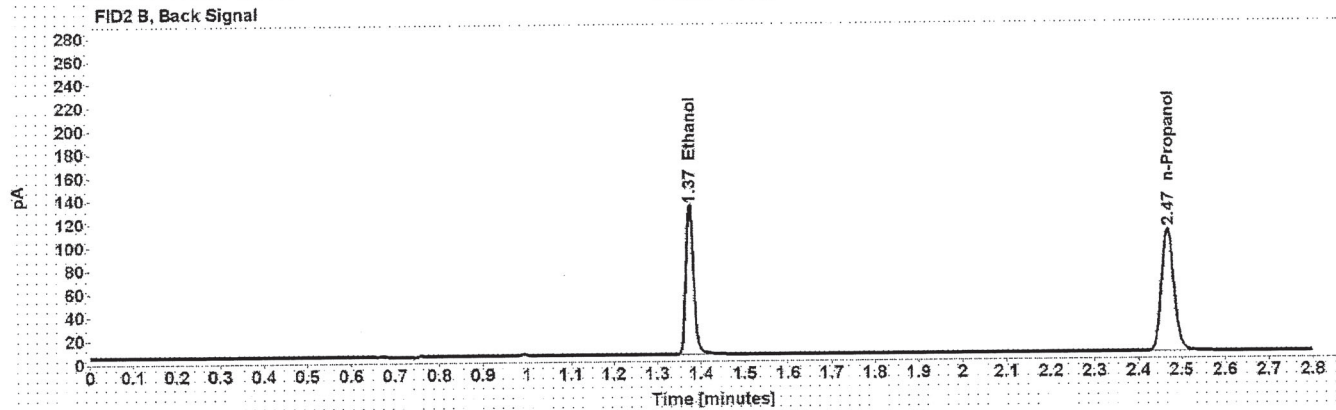
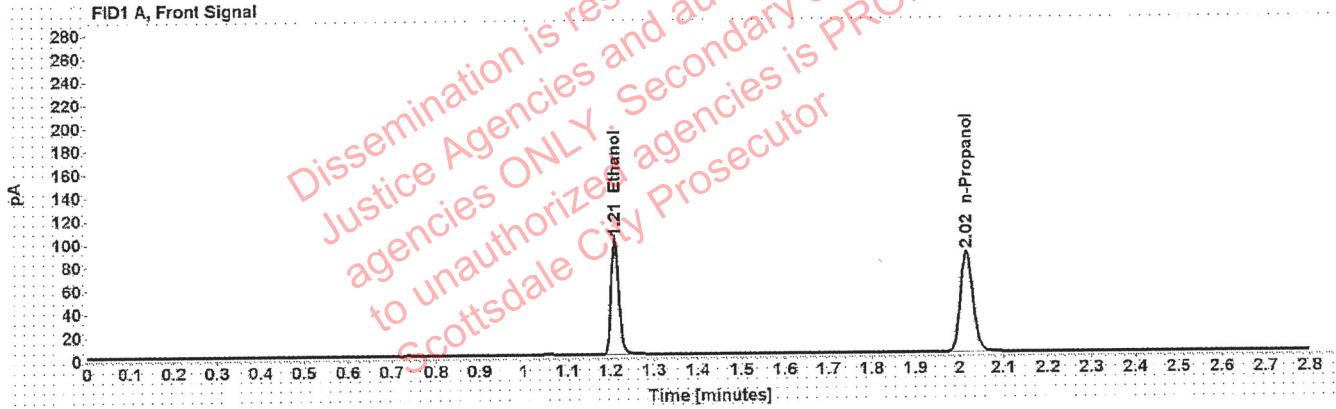


Table 1: FID 1 A (column DB-ALC1)

Compound	Amount (g/100mL)	Time (min)	Peak Area
>Ethanol	0.2007	1.210	127.249
n-Propanol	-----	2.017	172.826

Table 2: FID 2 B (column DB-ALC2)

Compound	Time (min)	Peak Area
Ethanol	1.374	158.846
n-Propanol	2.468	213.183

# Scottsdale Police Department Crime Lab Volatiles Analysis

Sample: 03102016-A/1	Vial: 20
Description: 0.080	LIMS ID:
Method: ethanol quant.M	Sequence: 23Feb21
Instrument: US14173023 CN14160045	Injection date: 2/23/2021 4:31:27 PM
Data file: C:\Chem32\1\Data\23Feb21\20.D	Analyst: Abbott

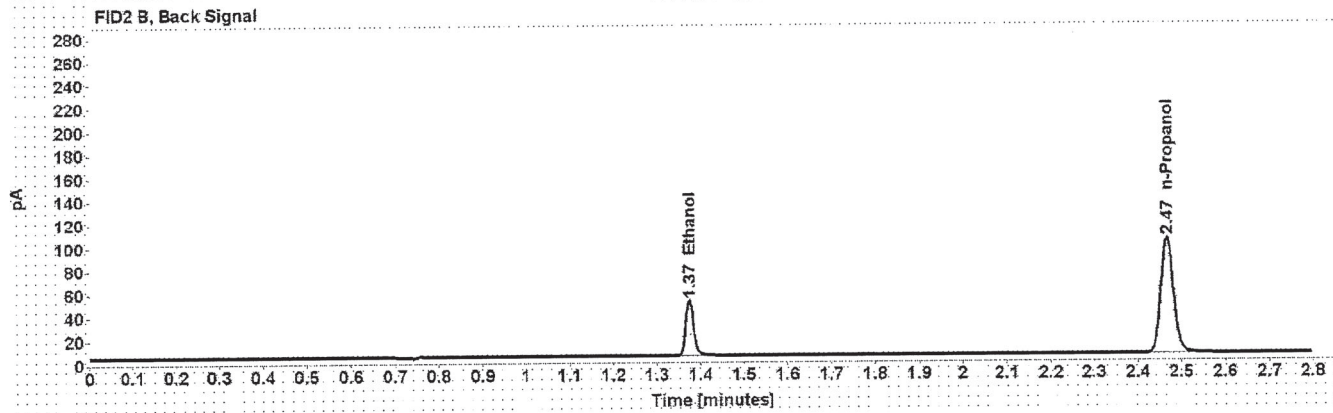
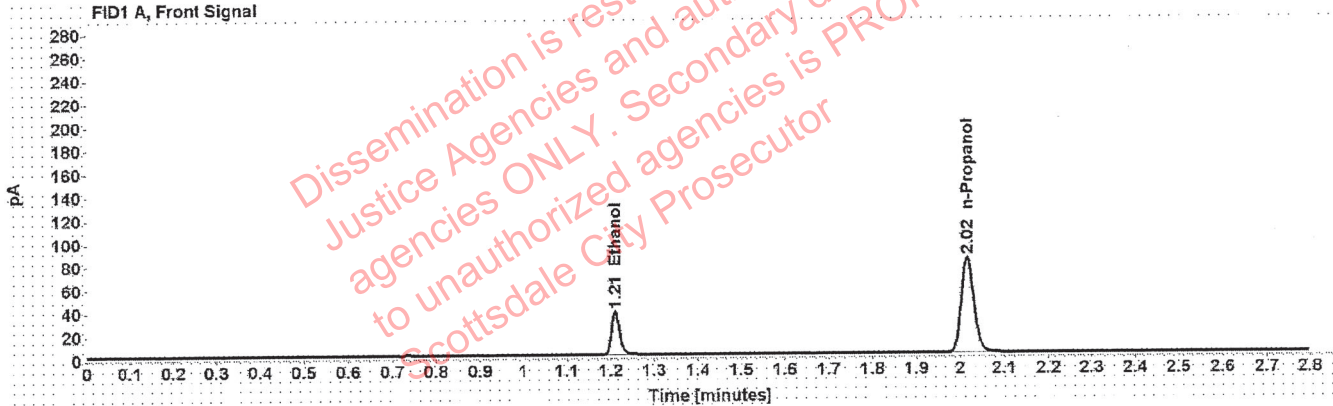


Table 1: FID 1 A (column DB-ALC1)

Compound	Amount (g/100mL)	Time (min)	Peak Area
>Ethanol	0.0802	1.211	48.176
n-Propanol	-----	2.016	164.461

Table 2: FID 2 B (column DB-ALC2)

Compound	Time (min)	Peak Area
Ethanol	1.374	60.024
n-Propanol	2.467	202.284

# Scottsdale Police Department Crime Lab Volatiles Analysis

<b>Sample:</b> 03102016-A/1	<b>Vial:</b> 31
<b>Description:</b> 0.080	<b>LIMS ID:</b>
<b>Method:</b> ethanol quant.M	<b>Sequence:</b> 23Feb21
<b>Instrument:</b> US14173023 CN14160045	<b>Injection date:</b> 2/23/2021 5:15:58 PM
<b>Data file:</b> C:\Chem32\1\Data\23Feb21\31.D	<b>Analyst:</b> Abbott <span style="float: right;">JL</span>

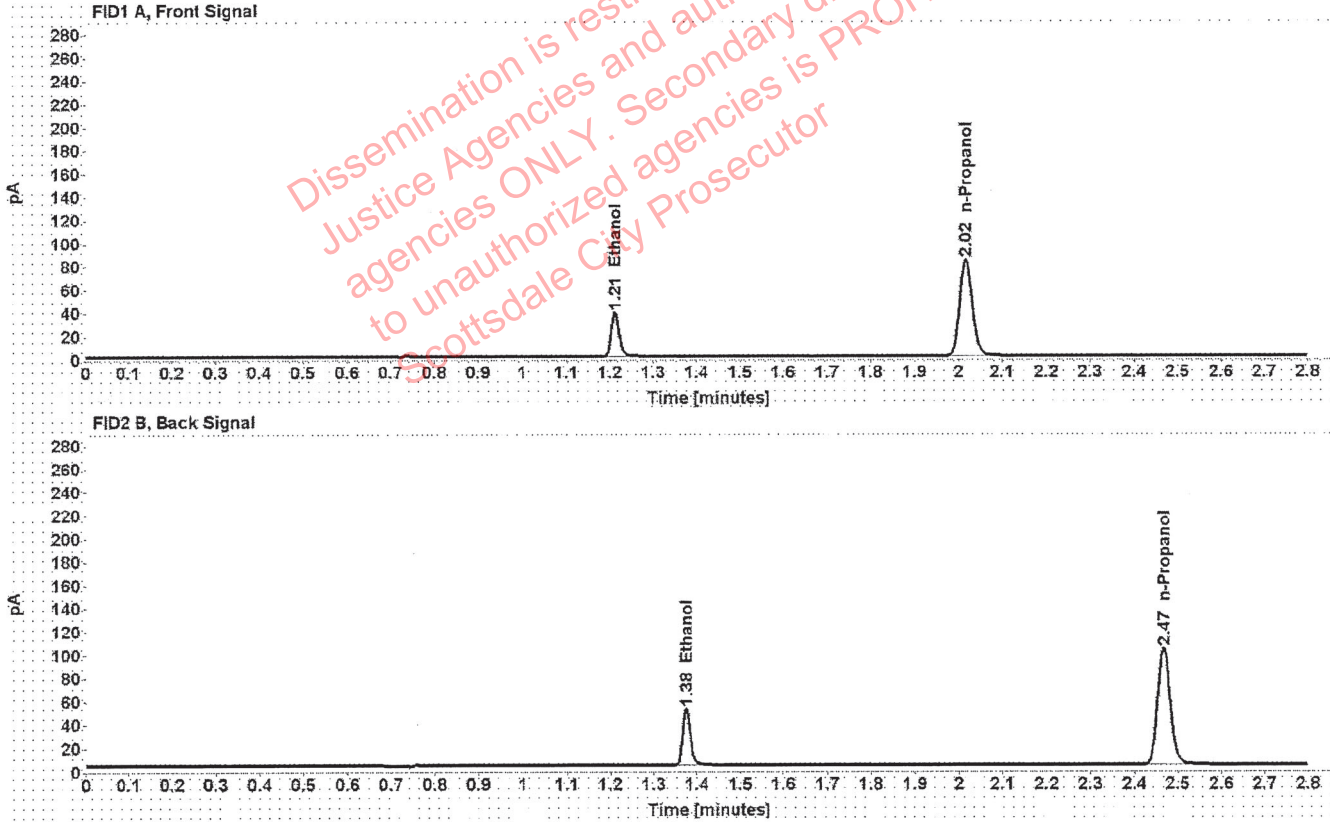


Table 1: FID 1 A (column DB-ALC1)

Compound	Amount (g/100mL)	Time (min)	Peak Area
>Ethanol	0.0805	1.211	48.711
n-Propanol	-----	2.017	165.798

Table 2: FID 2 B (column DB-ALC2)

Compound	Time (min)	Peak Area
Ethanol	1.375	60.586
n-Propanol	2.468	203.511

# Scottsdale Police Department Crime Lab Volatiles Analysis

<b>Sample:</b> 407041529/13	<b>Vial:</b> 42
<b>Description:</b> 0.198	<b>LIMS ID:</b>
<b>Method:</b> ethanol quant.M	<b>Sequence:</b> 23Feb21
<b>Instrument:</b> US14173023 CN14160045	<b>Injection date:</b> 2/23/2021 6:00:11 PM
<b>Data file:</b> C:\Chem32\1\Data\23Feb21\42.D	<b>Analyst:</b> Abbott

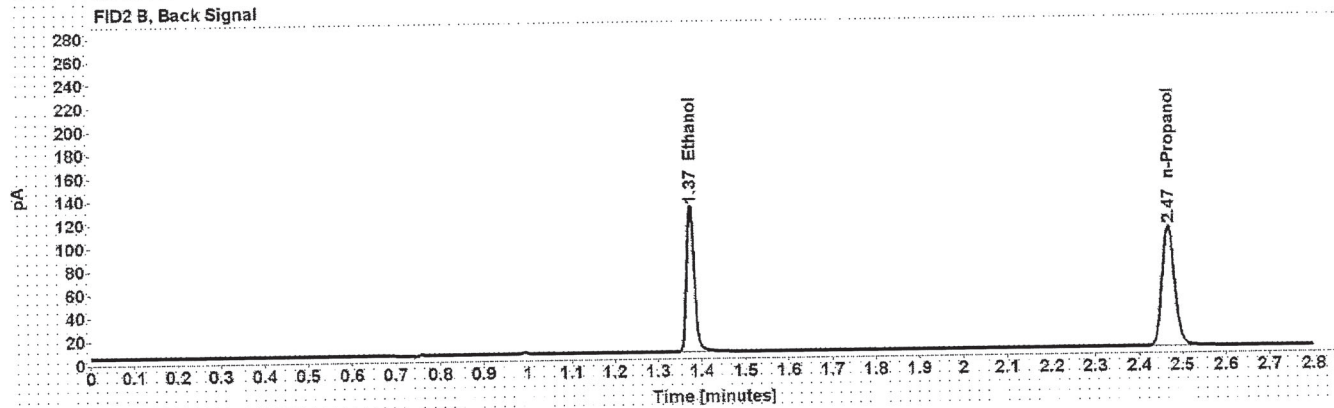
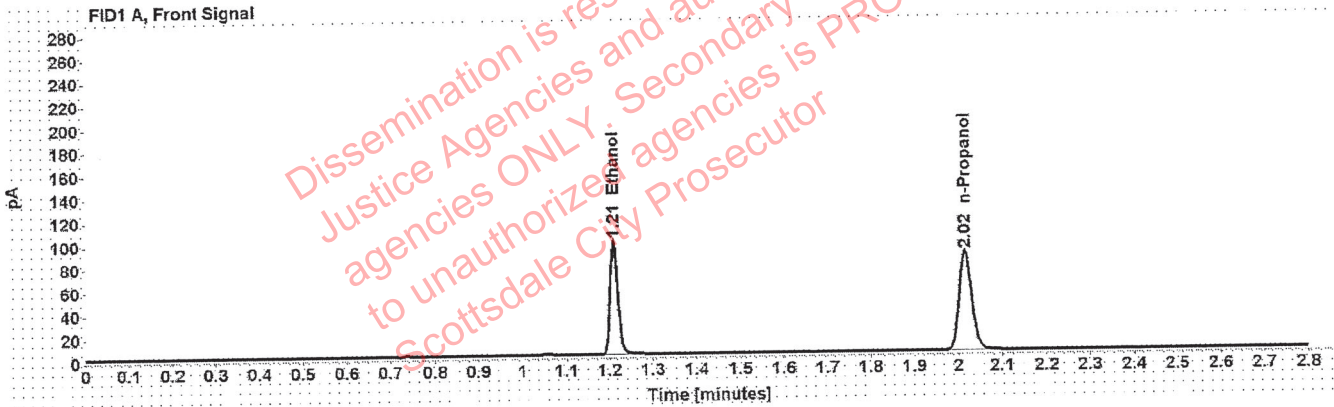


Table 1: FID 1 A (column DB-ALC1)

Compound	Amount (g/100mL)	Time (min)	Peak Area
>Ethanol	0.2001	1.210	124.984
n-Propanol	-----	2.017	170.212

Table 2: FID 2 B (column DB-ALC2)

Compound	Time (min)	Peak Area
Ethanol	1.374	155.835
n-Propanol	2.468	209.527

# Scottsdale Police Department Crime Lab Volatiles Analysis

<b>Sample:</b> 11092018-A	<b>Vial:</b> 53
<b>Description:</b> 0.400	<b>LIMS ID:</b>
<b>Method:</b> ethanol quant.M	<b>Sequence:</b> 23Feb21
<b>Instrument:</b> US14173023 CN14160045	<b>Injection date:</b> 2/23/2021 6:44:42 PM
<b>Data file:</b> C:\Chem32\1\Data\23Feb21\53.D	<b>Analyst:</b> Abbott <i>gh</i>

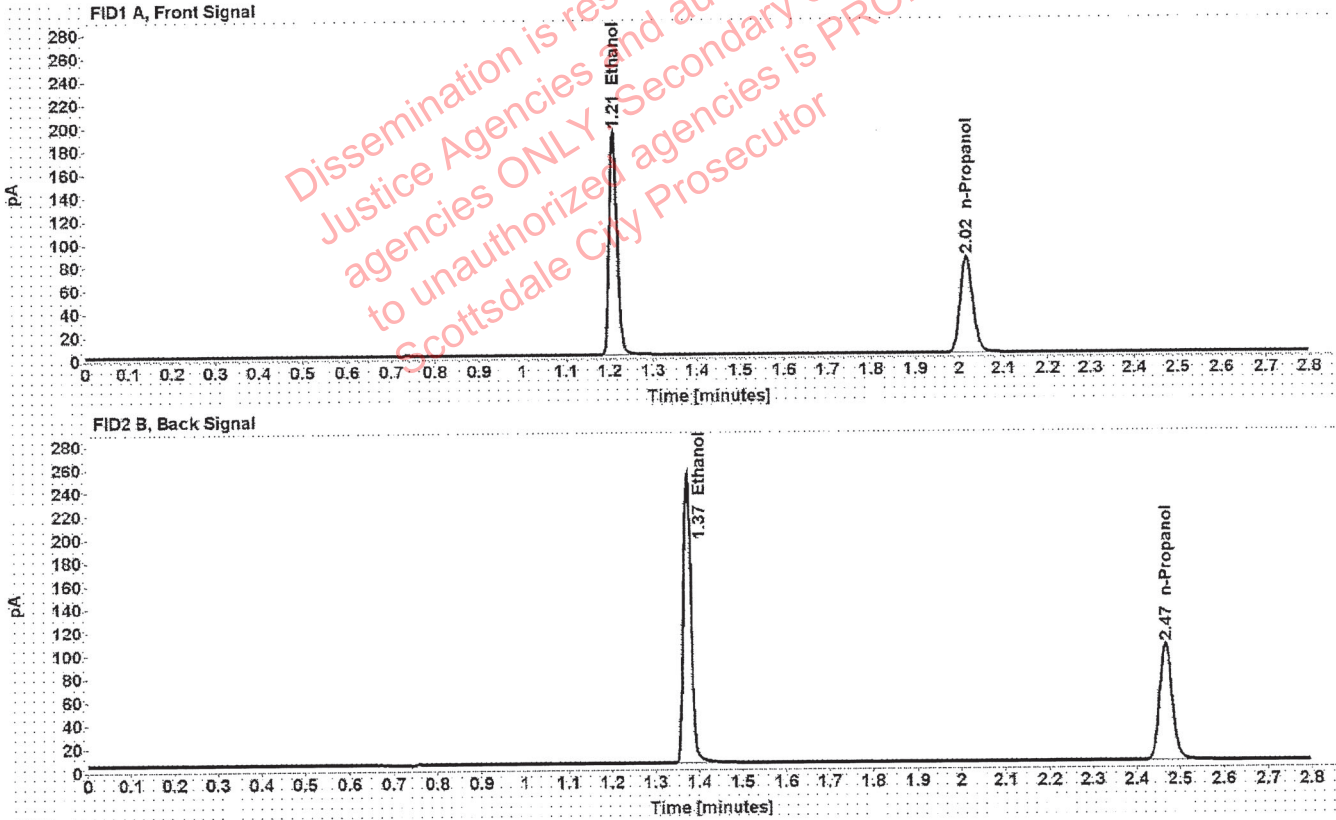


Table 1: FID 1 A (column DB-ALC1)

Compound	Amount (g/100mL)	Time (min)	Peak Area
>Ethanol	0.4027	1.209	245.369
n-Propanol	-----	2.016	165.762

Table 2: FID 2 B (column DB-ALC2)

Compound	Time (min)	Peak Area
Ethanol	1.373	306.845
n-Propanol	2.467	204.249

# Scottsdale Police Department Crime Lab Volatiles Analysis

<b>Sample:</b> 14082019-B	<b>Vial:</b> 54
<b>Description:</b> 0.040	<b>LIMS ID:</b>
<b>Method:</b> ethanol quant.M	<b>Sequence:</b> 23Feb21
<b>Instrument:</b> US14173023 CN14160045	<b>Injection date:</b> 2/23/2021 6:48:42 PM
<b>Data file:</b> C:\Chem32\1\Data\23Feb21\54.D	<b>Analyst:</b> Abbott <i>Abbott</i>

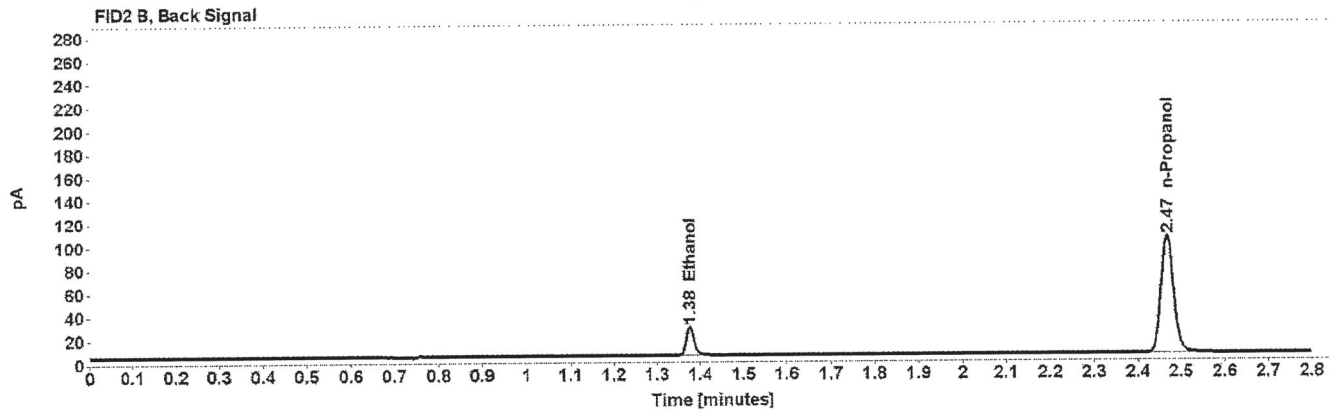
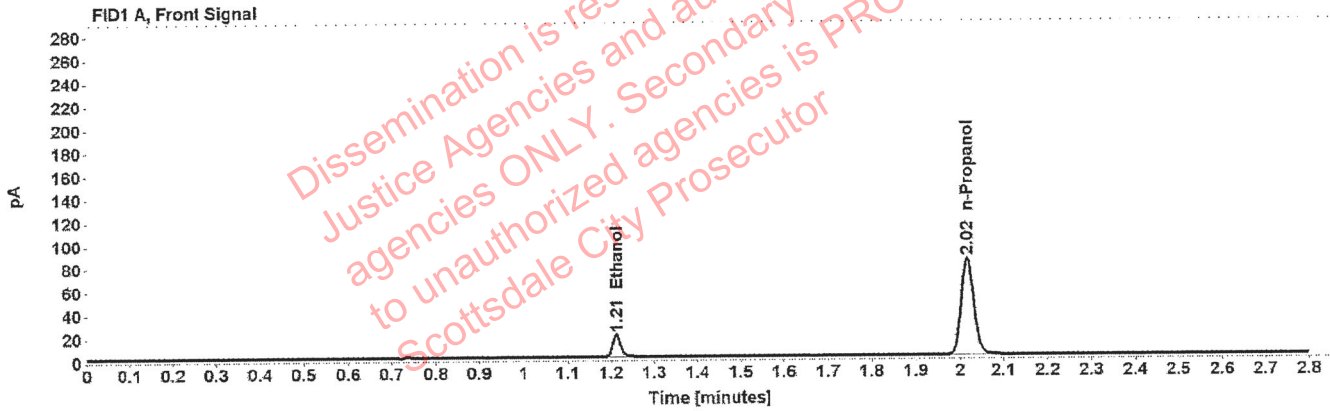


Table 1: FID 1 A (column DB-ALC1)

Compound	Amount (g/100mL)	Time (min)	Peak Area
>Ethanol	0.0408	1.212	24.688
n-Propanol	-----	2.017	167.163

Table 2: FID 2 B (column DB-ALC2)

Compound	Time (min)	Peak Area
Ethanol	1.376	30.490
n-Propanol	2.468	205.017



# Scottsdale Police Department Crime Lab Volatiles Analysis

<b>Sample:</b> 407041529/13	<b>Vial:</b> 55
<b>Description:</b> 0.198	<b>LIMS ID:</b>
<b>Method:</b> ethanol quant.M	<b>Sequence:</b> 23Feb21
<b>Instrument:</b> US14173023 CN14160045	<b>Injection date:</b> 2/23/2021 6:52:57 PM
<b>Data file:</b> C:\Chem32\1\Data\23Feb21\55.D	<b>Analyst:</b> Abbott <i>Abbott</i>

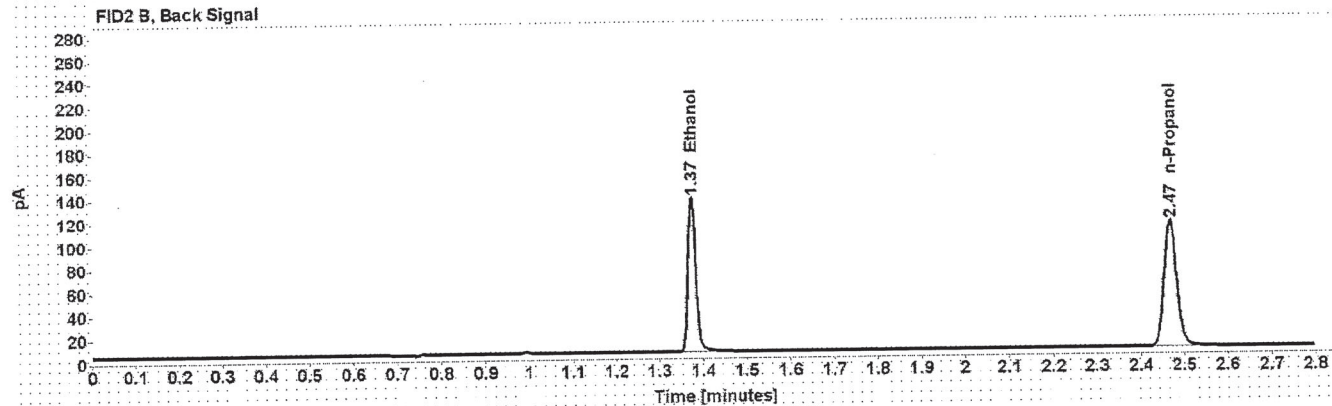
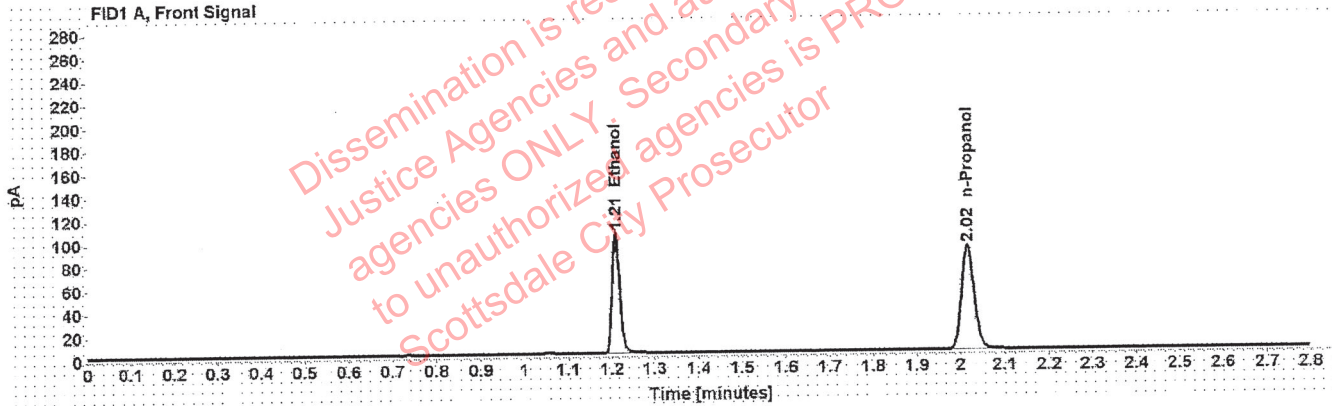


Table 1: FID 1 A (column DB-ALC1)

Compound	Amount (g/100mL)	Time (min)	Peak Area
>Ethanol	0.2016	1.210	132.580
n-Propanol	-----	2.017	179.253

Table 2: FID 2 B (column DB-ALC2)

Compound	Time (min)	Peak Area
Ethanol	1.374	165.386
n-Propanol	2.468	220.416

# Scottsdale Police Department Crime Lab Volatiles Analysis

<b>Sample:</b> 111020WB	<b>Vial:</b> 56
<b>Description:</b> Negative	<b>LIMS ID:</b>
<b>Method:</b> ethanol quant.M	<b>Sequence:</b> 23Feb21
<b>Instrument:</b> US14173023 CN14160045	<b>Injection date:</b> 2/23/2021 6:56:57 PM
<b>Data file:</b> C:\Chem32\1\Data\23Feb21\56.D	<b>Analyst:</b> Abbott <span style="float: right;">OR</span>

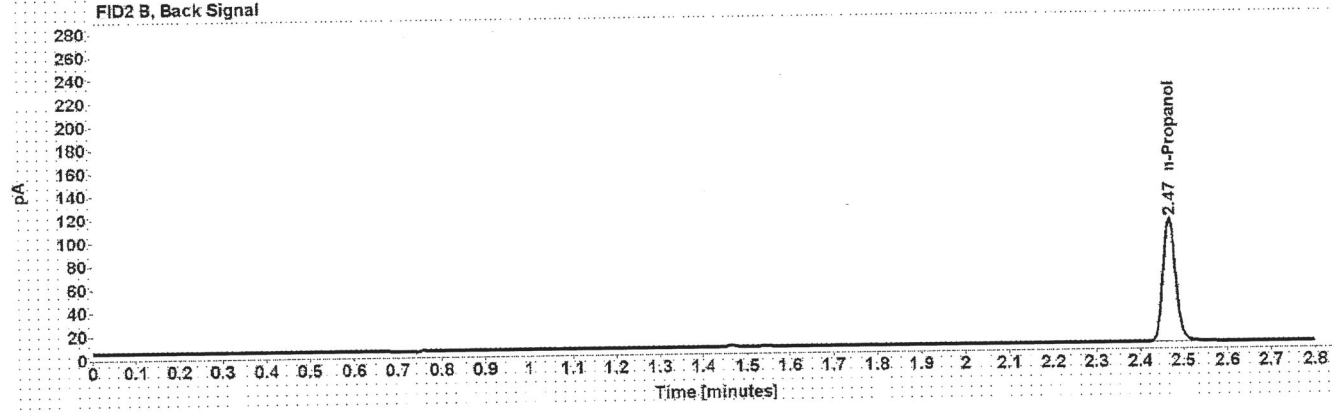
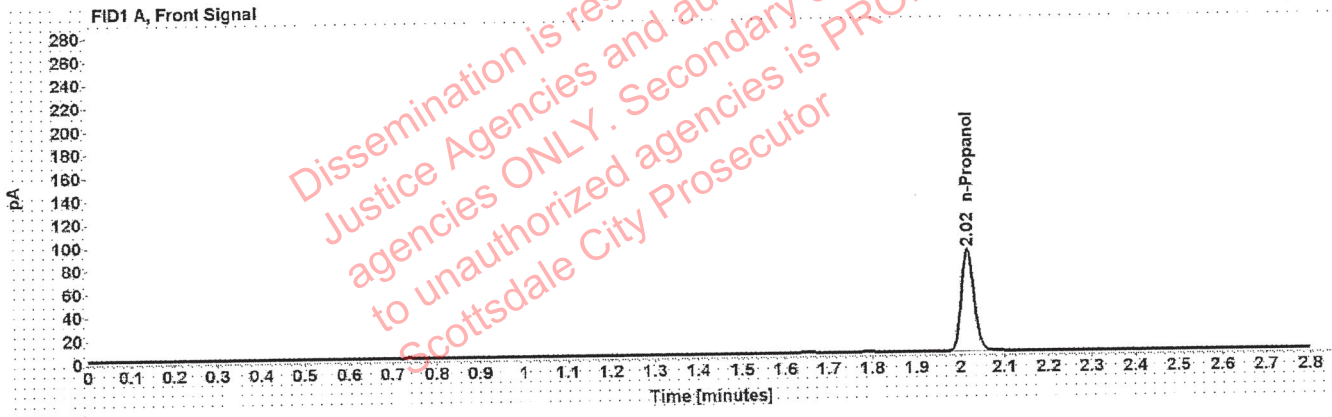


Table 1: FID 1 A (column DB-ALC1)

Compound	Amount (g/100mL)	Time (min)	Peak Area
n-Propanol	-----	2.017	175.126

Table 2: FID 2 B (column DB-ALC2)

Compound	Time (min)	Peak Area
n-Propanol	2.468	215.280

# Sequence Summary

Sequence name: 23Feb21      Instrument: US14173023 CN14160045      Analyst: Abbott

Vial	Sample	Description	Type	LIMS ID	Method
1	FN06141806	0.020 calibrator	Calibration		ethanol quant.M
2	FN05311902	0.100 calibrator	Calibration		ethanol quant.M
3	FN05101903	0.200 calibrator	Calibration		ethanol quant.M
4	FN10051906	0.400 calibrator	Calibration		ethanol quant.M
5	112420AQ	Negative	Control		ethanol quant.M
6	070819MIX	Volatiles mix	Control		ethanol quant.M
7	11092018-A	0.400	Control		ethanol quant.M
8	14082019-B	0.040	Control		ethanol quant.M
9	407041529/13	0.198	Control		ethanol quant.M
10	33801AP		Sample		ethanol quant.M
11	33801AP		Sample		ethanol quant.M
12	34001RJ		Sample		ethanol quant.M
13	34001RJ		Sample		ethanol quant.M
14	33801TK		Sample		ethanol quant.M
15	33801TK		Sample		ethanol quant.M
16	32701PL		Sample		ethanol quant.M
17	32701PL		Sample		ethanol quant.M
18	34001AS		Sample		ethanol quant.M
19	34001AS		Sample		ethanol quant.M
20	03102016-A/1	0.080	Control		ethanol quant.M
21	1360486		Sample		ethanol quant.M
22	1360486		Sample		ethanol quant.M
23	1360592		Sample		ethanol quant.M
24	1360592		Sample		ethanol quant.M
25	1360745		Sample		ethanol quant.M
26	1360745		Sample		ethanol quant.M
27	1360662		Sample		ethanol quant.M
28	1360662		Sample		ethanol quant.M
29	1360669		Sample		ethanol quant.M
30	1360669		Sample		ethanol quant.M
31	03102016-A/1	0.080	Control		ethanol quant.M
32	1360496		Sample		ethanol quant.M
33	1360496		Sample		ethanol quant.M
34	1332250		Sample		ethanol quant.M
35	1332250		Sample		ethanol quant.M
36	TUBE04		Sample		ethanol quant.M
37	TUBE04		Sample		ethanol quant.M
38	TUBE03		Sample		ethanol quant.M
39	TUBE03		Sample		ethanol quant.M
40	TUBE01		Sample		ethanol quant.M
41	TUBE01		Sample		ethanol quant.M
42	407041529/13	0.198	Control		ethanol quant.M
43	TUBE02		Sample		ethanol quant.M
44	TUBE02		Sample		ethanol quant.M
45	1360520		Sample		ethanol quant.M
46	1360520		Sample		ethanol quant.M
47	1360980		Sample		ethanol quant.M

Dissemination is restricted to Criminal Justice Agencies and authorized agencies ONLY. Secondary dissemination to unauthorized agencies is PROHIBITED. Scottsdale City Prosecutor

# Sequence Summary

48	1360980		Sample	ethanol quant.M
49	1359225		Sample	ethanol quant.M
50	1359225		Sample	ethanol quant.M
51	1360223 <i>+</i>		Sample	ethanol quant.M
52	1360223 <i>+</i>		Sample	ethanol quant.M
53	11092018-A	0.400	Control	ethanol quant.M
54	14082019-B	0.040	Control	ethanol quant.M
55	407041529/13	0.198	Control	ethanol quant.M
56	111020WB	Negative	Control	ethanol quant.M

*\* 1360223  
@ 022421*

Dissemination is restricted to Criminal Justice Agencies and authorized agencies ONLY. Secondary dissemination to unauthorized agencies is PROHIBITED.  
Scottsdale City Prosecutor

# Scottsdale Police Department Crime Laboratory Summary of Cases

SEQUENCE NAME: 23Feb21

ANALYST: Abbott

Vials	Test 1 (g/dL)	Test 2 (g/dL)	Mean (g/dL)	Percent Difference*	Absolute Difference (g/dL)*
10 11	0.0981	0.0968	0.09745	0.67	0.00065
12 13	0.1316	0.1303	0.13095	0.50	0.00065
14 15	0.1845	0.1828	0.18365	0.46	0.00085
16 17	0.2219	0.2206	0.22125	0.29	0.00065
18 19	0.1269	0.1268	0.12685	0.04	0.00005
21 22	0.0545	0.0546	0.05455	0.09	0.00005
23 24	0.0000	0.0000	0.00000	0.00	0.00000
25 26	0.1656	0.1667	0.16615	0.33	0.00055
27 28	0.1955	0.1962	0.19585	0.18	0.00035
29 30	0.1693	0.1706	0.16995	0.38	0.00065
32 33	0.2131	0.2146	0.21385	0.35	0.00075
34 35	0.0912	0.0913	0.09125	0.05	0.00005
36 37	0.1641	0.1622	0.16315	0.58	0.00095
38 39	0.2819	0.2881	0.28500	1.09	0.00310
40 41	0.0771	0.0771	0.07710	0.00	0.00000
43 44	0.1983	0.1984	0.19835	0.03	0.00005
45 46	0.1375	0.1375	0.13750	0.00	0.00000
47 48	0.2344	0.2328	0.23360	0.34	0.00080
49 50	0.1574	0.1586	0.15800	0.38	0.00060
51 52	0.1381	0.1368	0.13745	0.47	0.00065

\*Calculated differences are differences from the mean of the two results.

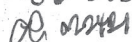
# Scottsdale Forensic Lab

## Blood Alcohol Pipetting Log

ANALYST: Abbott 

SEQUENCE: 23Feb21

Instrument Position	Headspace Vial 1	Headspace Vial 2	Blood Tube	Barcode Match
Vials 10 and 11	33801AP	33801AP	33801AP	Yes
Vials 12 and 13	34001RJ	34001RJ	34001RJ	Yes
Vials 14 and 15	33801TK	33801TK	33801TK	Yes
Vials 16 and 17	32701PL	32701PL	32701PL	Yes
Vials 18 and 19	34001AS	34001AS	34001AS	Yes
Vials 21 and 22	1360486	1360486	1360486	Yes
Vials 23 and 24	1360592	1360592	1360592	Yes
Vials 25 and 26	1360745	1360745	1360745	Yes
Vials 27 and 28	1360662	1360662	1360662	Yes
Vials 29 and 30	1360669	1360669	1360669	Yes
Vials 32 and 33	1360496	1360496	1360496	Yes
Vials 34 and 35	1332250	1332250	1332250	Yes
Vials 36 and 37	TUBE04	TUBE04	TUBE04	Yes
Vials 38 and 39	TUBE03	TUBE03	TUBE03	Yes
Vials 40 and 41	TUBE01	TUBE01	TUBE01	Yes
Vials 43 and 44	TUBE02	TUBE02	TUBE02	Yes
Vials 45 and 46	1360520	1360520	1360520	Yes
Vials 47 and 48	1360980	1360980	1360980	Yes
Vials 49 and 50	1359225	1359225	1359225	Yes
Vials 51 and 52	1360223 ✕	1360223 ✕	1360223 ✕	Yes

+1360223  


### Scottsdale Police Department Crime Lab Volatiles Analysis

Sample:	33801AP	Vial:	10
Description:		LIMS ID:	
Method:	ethanol quant.M	Sequence:	23Feb21
Instrument:	US14173023 CN14160045	Injection date:	2/23/2021 3:50:57 PM
Data file:	C:\Chem32\1\Data\23Feb21\10.D	Analyst:	Abbott

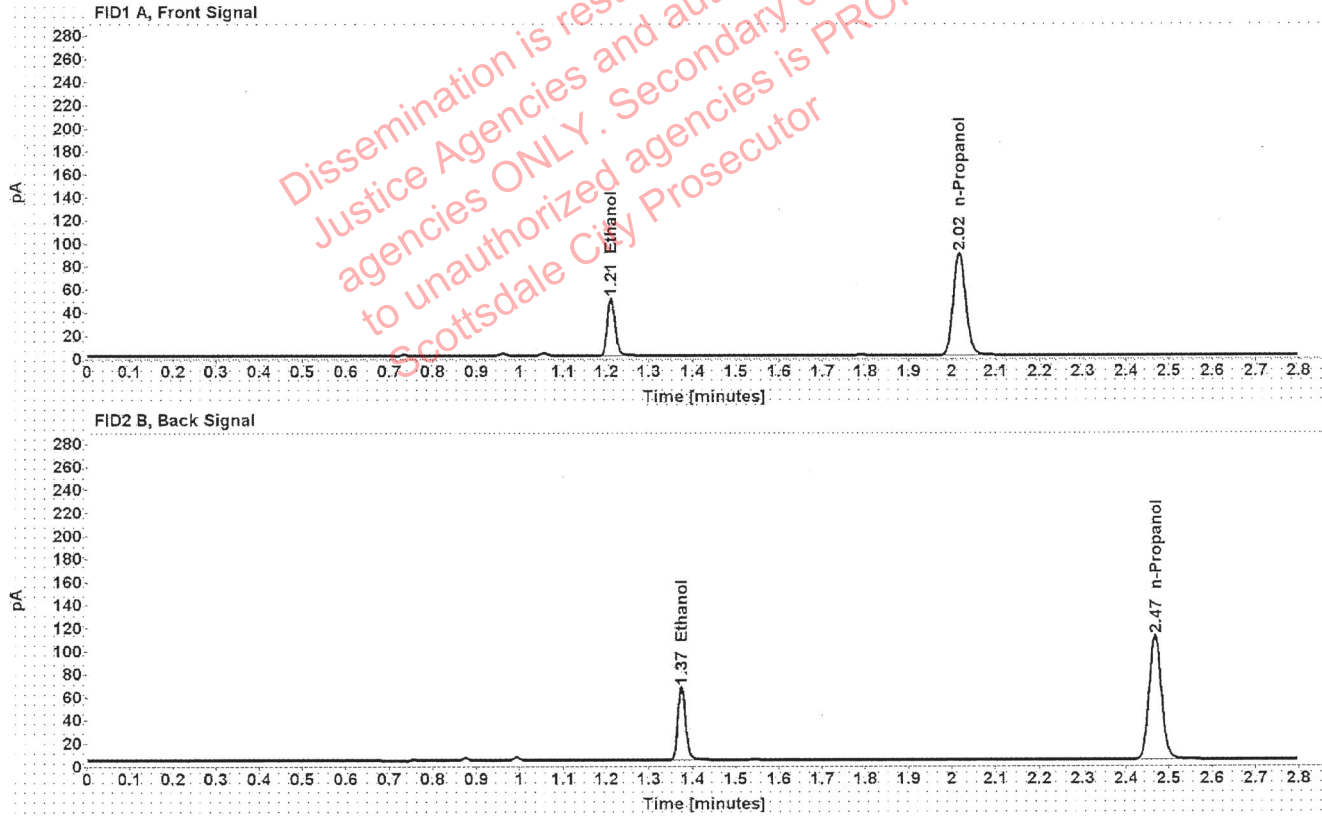


Table 1: FID 1 A (column DB-ALC1)

Compound	Amount (g/100mL)	Time (min)	Peak Area
>Ethanol	0.0981	1.211	63.405
n-Propanol	-----	2.017	176.811

Table 2: FID 2 B (column DB-ALC2)

Compound	Time (min)	Peak Area
Ethanol	1.375	78.606
n-Propanol	2.468	217.738

### Scottsdale Police Department Crime Lab Volatiles Analysis

Sample:	33801AP	Vial:	11
Description:	[REDACTED]	LIMS ID:	[REDACTED]
Method:	ethanol quant.M	Sequence:	23Feb21
Instrument:	US14173023 CN14160045	Injection date:	2/23/2021 3:54:56 PM
Data file:	C:\Chem32\1\Data\23Feb21\11.D	Analyst:	Abbott

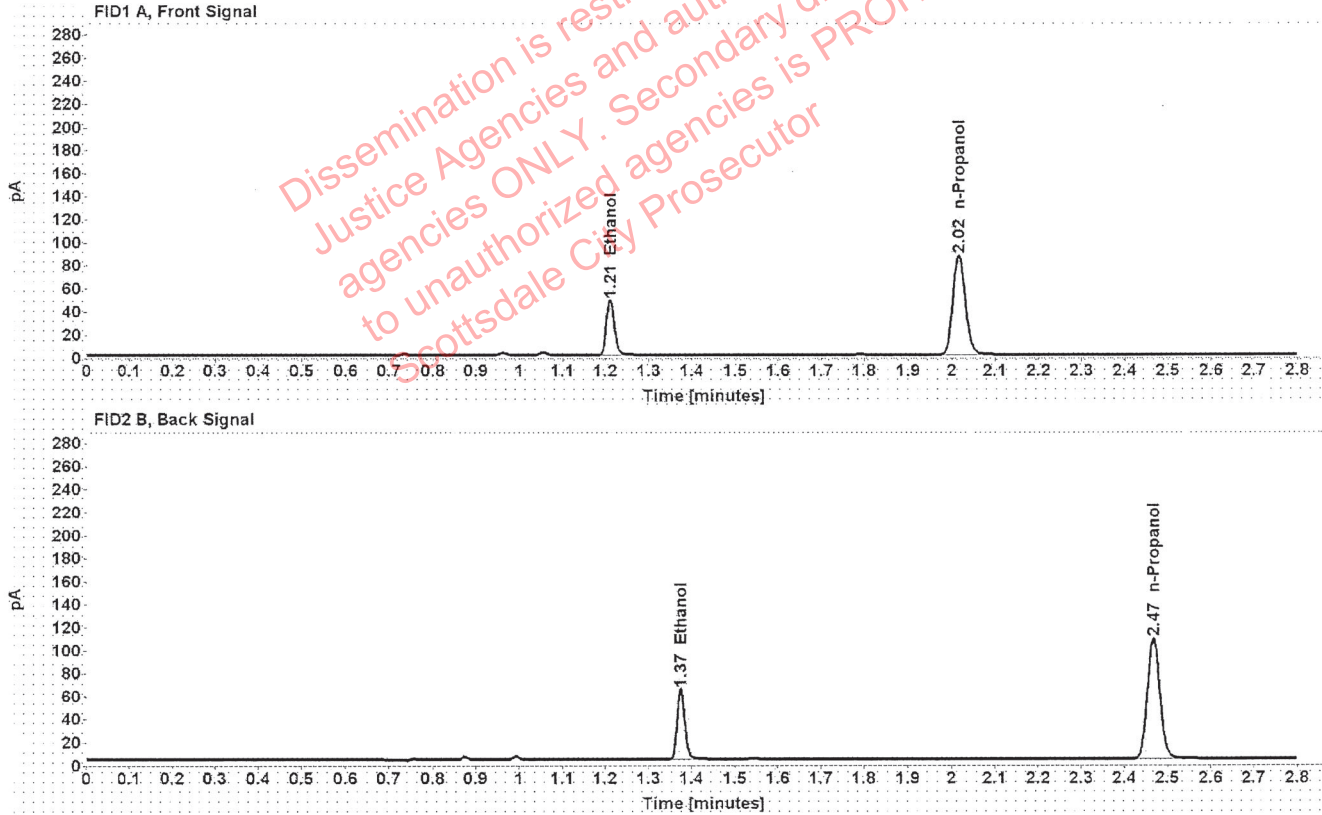


Table 1: FID 1 A (column DB-ALC1)

Compound	Amount (g/100mL)	Time (min)	Peak Area
>Ethanol	0.0968	1.211	60.945
n-Propanol	-----	2.017	172.166

Table 2: FID 2 B (column DB-ALC2)

Compound	Time (min)	Peak Area
Ethanol	1.375	75.654
n-Propanol	2.468	211.973



### Scottsdale Police Department Crime Lab Volatiles Analysis

Sample:	34001RJ	Vial:	12
Description:	[REDACTED]	LIMS ID:	[REDACTED]
Method:	ethanol quant.M	Sequence:	23Feb21
Instrument:	US14173023 CN14160045	Injection date:	2/23/2021 3:58:57 PM
Data file:	C:\Chem32\1\Data\23Feb21\12.D	Analyst:	Abbott

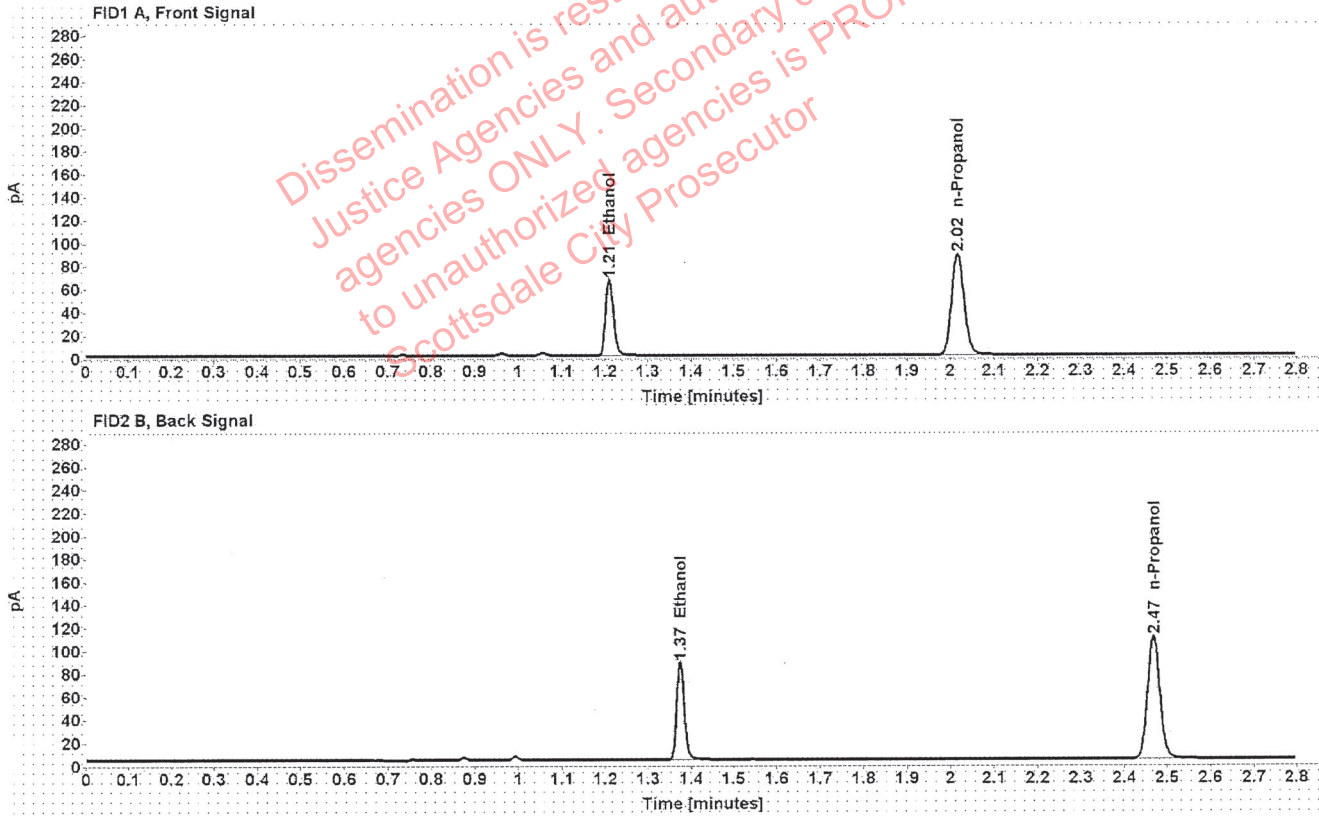


Table 1: FID 1 A (column DB-ALC1)

Compound	Amount (g/100mL)	Time (min)	Peak Area
>Ethanol	0.1316	1.210	84.403
n-Propanol	-----	2.017	175.067

Table 2: FID 2 B (column DB-ALC2)

Compound	Time (min)	Peak Area
Ethanol	1.375	104.529
n-Propanol	2.468	215.905

### Scottsdale Police Department Crime Lab Volatiles Analysis

Sample:	34001RJ	Vial:	13
Description:		LIMS ID:	
Method:	ethanol quant.M	Sequence:	23Feb21
Instrument:	US14173023 CN14160045	Injection date:	2/23/2021 4:03:13 PM
Data file:	C:\Chem32\1\Data\23Feb21\13.D	Analyst:	Abbott

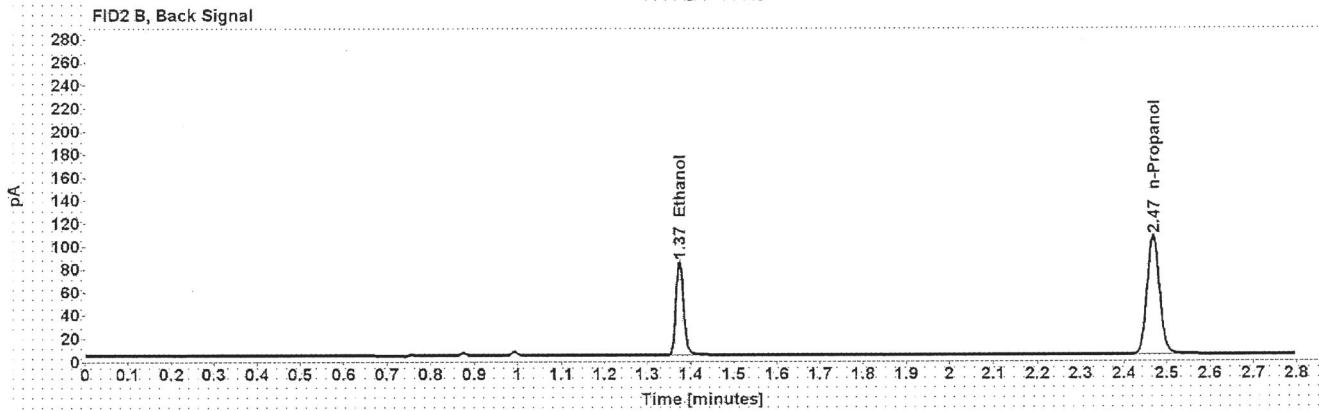
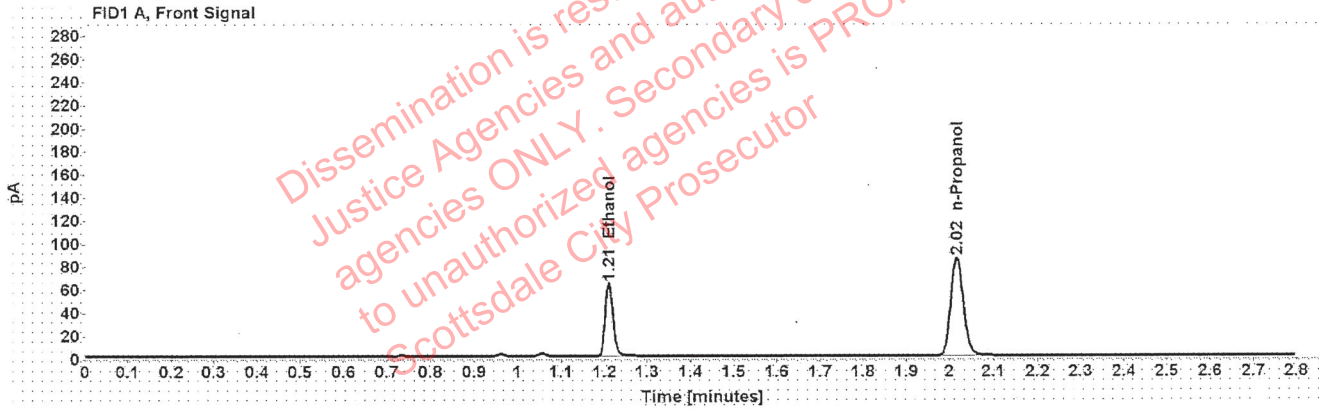


Table 1: FID 1 A (column DB-ALC1)

Compound	Amount (g/100mL)	Time (min)	Peak Area
>Ethanol	0.1303	1.211	81.076
n-Propanol	-----	2.017	169.910

Table 2: FID 2 B (column DB-ALC2)

Compound	Time (min)	Peak Area
Ethanol	1.375	100.450
n-Propanol	2.468	209.520

### Scottsdale Police Department Crime Lab Volatiles Analysis

Sample:	33801TK	Vial:	14
Description:	[REDACTED]	LIMS ID:	[REDACTED]
Method:	ethanol quant.M	Sequence:	23Feb21
Instrument:	US14173023 CN14160045	Injection date:	2/23/2021 4:07:13 PM
Data file:	C:\Chem32\1\Data\23Feb21\14.D	Analyst:	Abbott

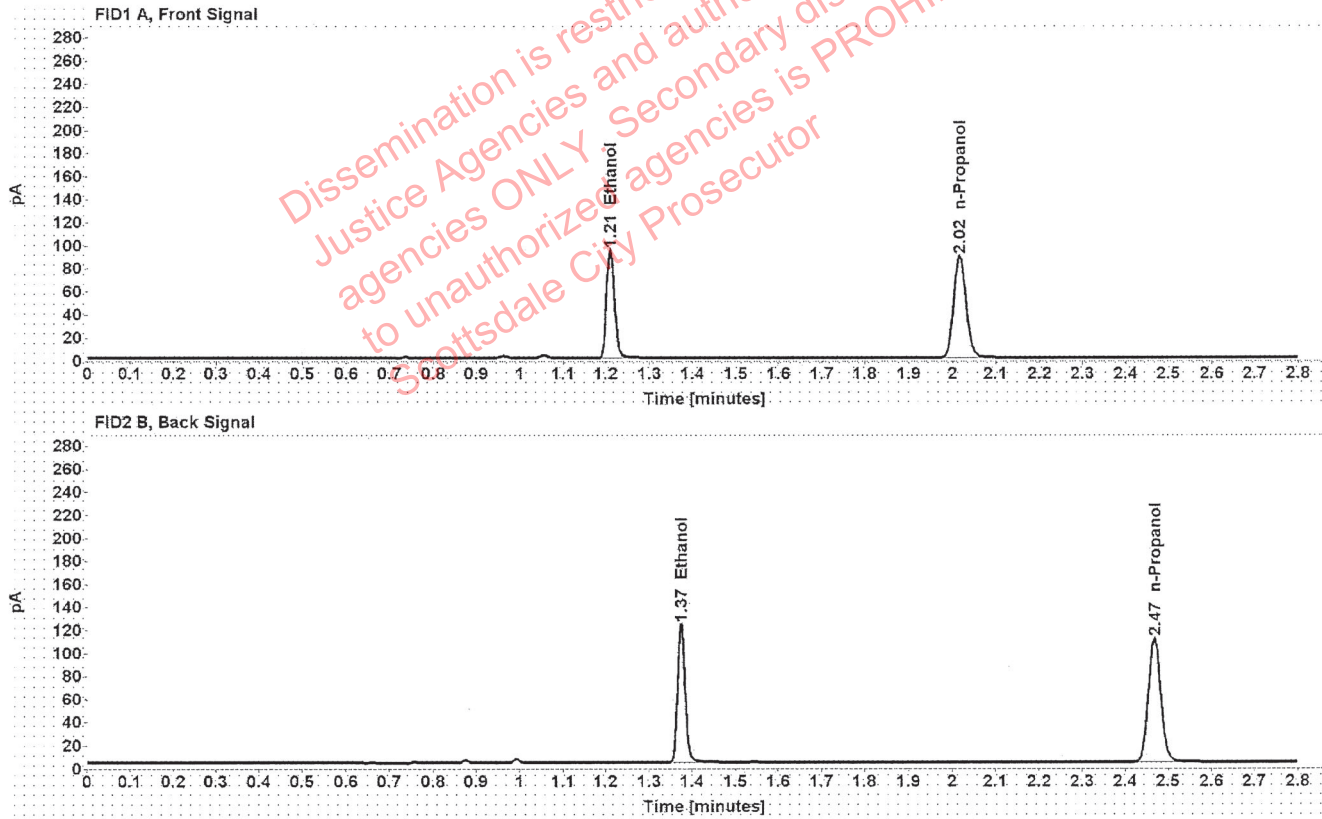


Table 1: FID 1 A (column DB-ALC1)

Compound	Amount (g/100mL)	Time (min)	Peak Area
>Ethanol	0.1845	1.210	119.384
n-Propanol	-----	2.017	176.426

Table 2: FID 2 B (column DB-ALC2)

Compound	Time (min)	Peak Area
Ethanol	1.374	148.702
n-Propanol	2.468	217.347

### Scottsdale Police Department Crime Lab Volatiles Analysis

Sample:	33801TK	Vial:	15
Description:	[REDACTED]	LIMS ID:	[REDACTED]
Method:	ethanol quant.M	Sequence:	23Feb21
Instrument:	US14173023 CN14160045	Injection date:	2/23/2021 4:11:12 PM
Data file:	C:\Chem32\1\Data\23Feb21\15.D	Analyst:	Abbott

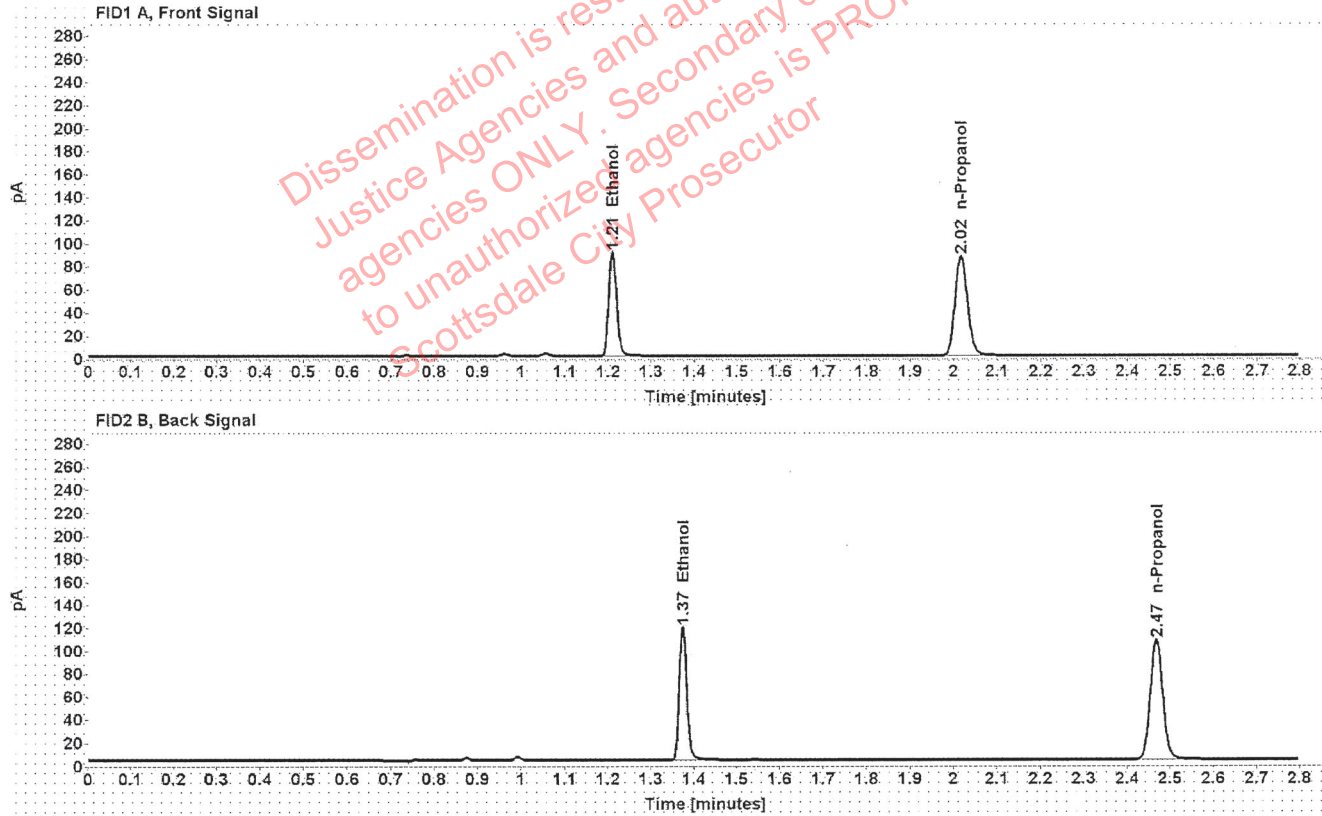


Table 1: FID 1 A (column DB-ALC1)

Compound	Amount (g/100mL)	Time (min)	Peak Area
>Ethanol	0.1828	1.210	115.054
n-Propanol	-----	2.017	171.592

Table 2: FID 2 B (column DB-ALC2)

Compound	Time (min)	Peak Area
Ethanol	1.374	143.145
n-Propanol	2.468	211.507

### Scottsdale Police Department Crime Lab Volatiles Analysis

Sample:	32701PL	Vial:	16
Description:		LIMS ID:	
Method:	ethanol quant.M	Sequence:	23Feb21
Instrument:	US14173023 CN14160045	Injection date:	2/23/2021 4:15:13 PM
Data file:	C:\Chem32\1\Data\23Feb21\16.D	Analyst:	Abbott

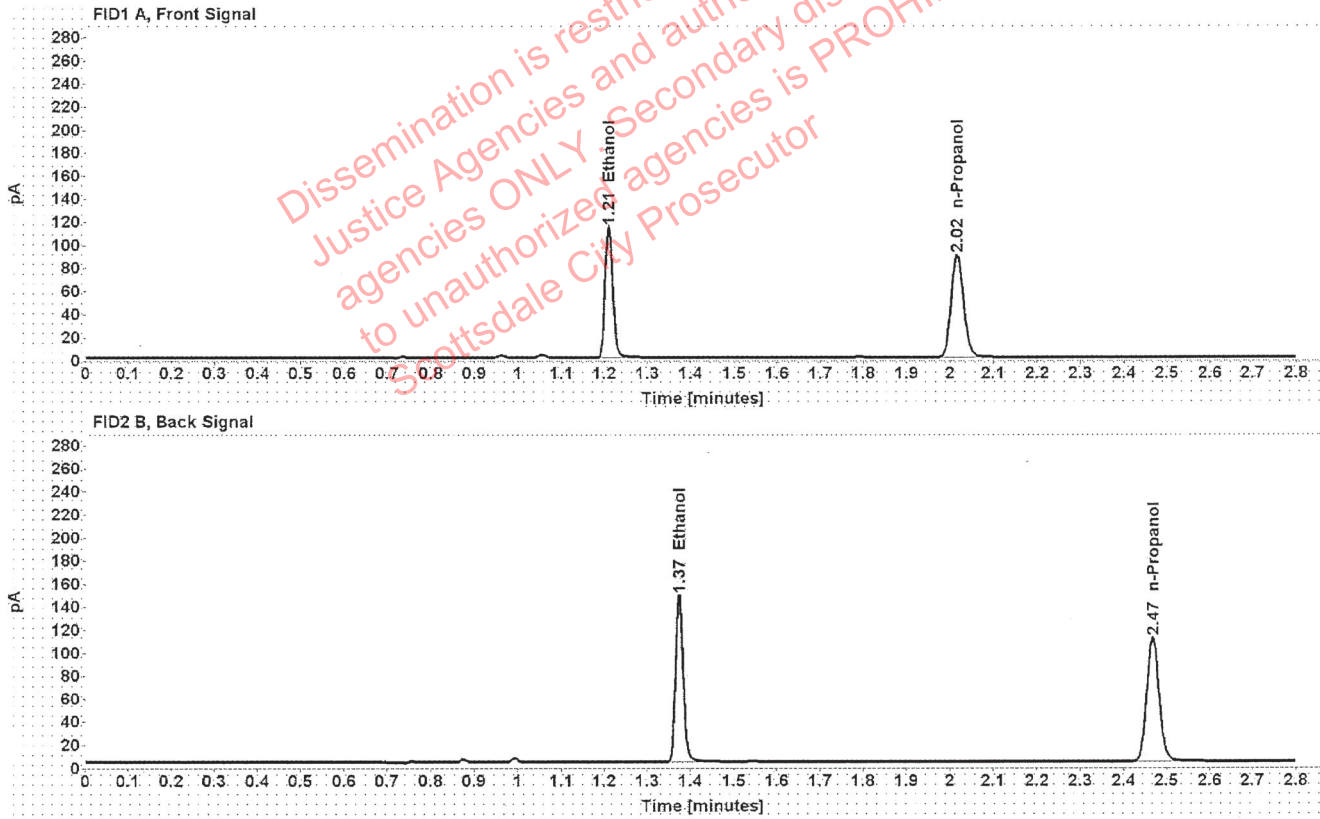


Table 1: FID 1 A (column DB-ALC1)

Compound	Amount (g/100mL)	Time (min)	Peak Area
>Ethanol	0.2219	1.210	144.157
n-Propanol	-----	2.017	176.954

Table 2: FID 2 B (column DB-ALC2)

Compound	Time (min)	Peak Area
Ethanol	1.374	179.854
n-Propanol	2.468	217.924

### Scottsdale Police Department Crime Lab Volatiles Analysis

Sample:	32701PL	Vial:	17
Description:	[REDACTED]	LIMS ID:	[REDACTED]
Method:	ethanol quant.M	Sequence:	23Feb21
Instrument:	US14173023 CN14160045	Injection date:	2/23/2021 4:19:13 PM
Data file:	C:\Chem32\1\Data\23Feb21\17.D	Analyst:	Abbott

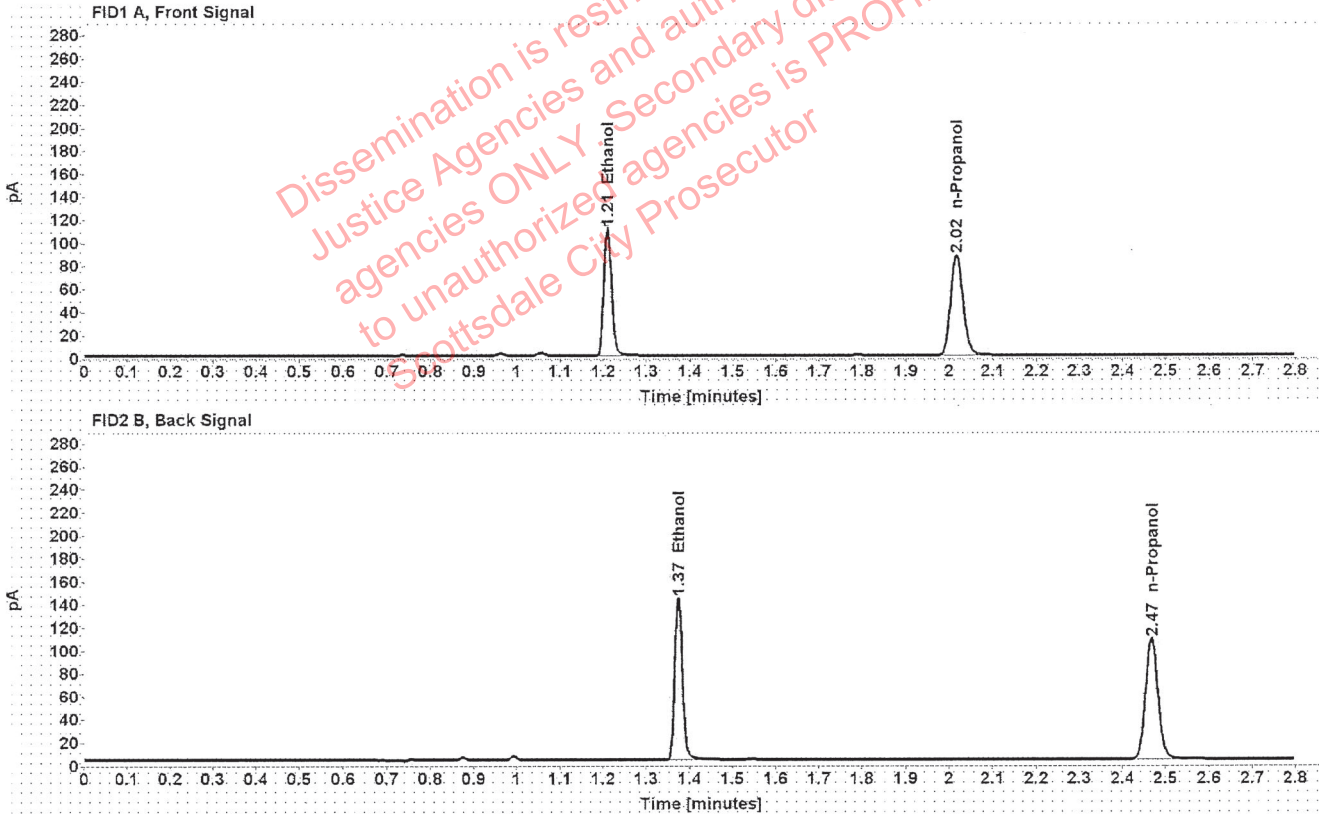


Table 1: FID 1 A (column DB-ALC1)

Compound	Amount (g/100mL)	Time (min)	Peak Area
>Ethanol	0.2206	1.210	139.936
n-Propanol	-----	2.017	172.789

Table 2: FID 2 B (column DB-ALC2)

Compound	Time (min)	Peak Area
Ethanol	1.374	174.545
n-Propanol	2.468	212.755

### Scottsdale Police Department Crime Lab Volatiles Analysis

Sample:	34001AS	Vial:	18
Description:	[REDACTED]	LIMS ID:	[REDACTED]
Method:	ethanol quant.M	Sequence:	23Feb21
Instrument:	US14173023 CN14160045	Injection date:	2/23/2021 4:23:11 PM
Data file:	C:\Chem32\1\Data\23Feb21\18.D	Analyst:	Abbott

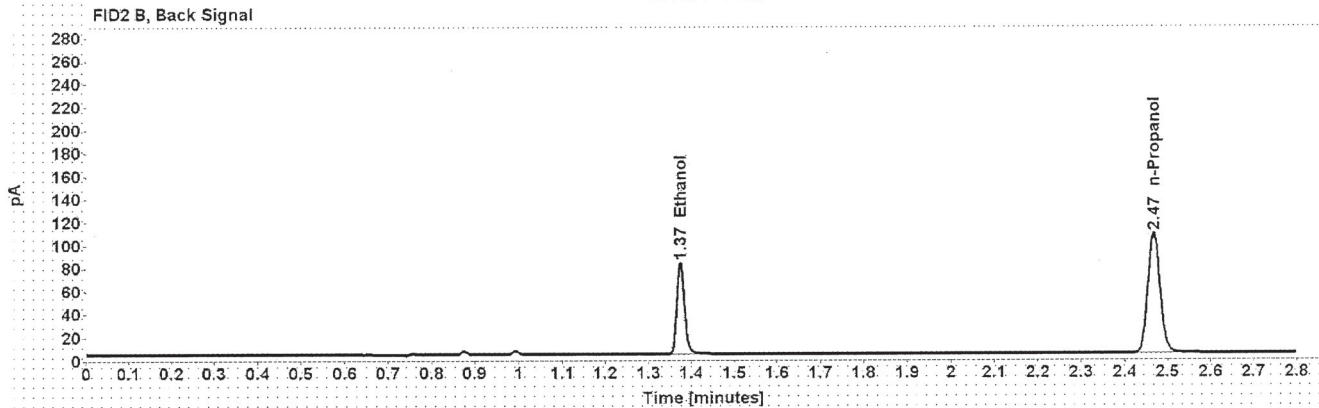
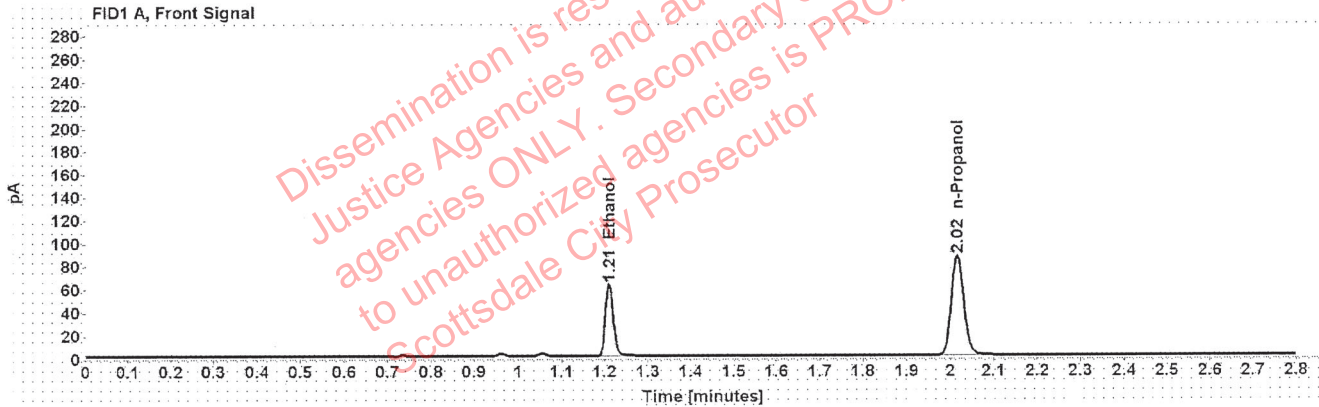


Table 1: FID 1 A (column DB-ALC1)

Compound	Amount (g/100mL)	Time (min)	Peak Area
>Ethanol	0.1269	1.210	79.661
n-Propanol	-----	2.016	171.485

Table 2: FID 2 B (column DB-ALC2)

Compound	Time (min)	Peak Area
Ethanol	1.374	98.771
n-Propanol	2.468	211.132

### Scottsdale Police Department Crime Lab Volatiles Analysis

Sample:	34001AS	Vial:	19
Description:		LIMS ID:	
Method:	ethanol quant.M	Sequence:	23Feb21
Instrument:	US14173023 CN14160045	Injection date:	2/23/2021 4:27:27 PM
Data file:	C:\Chem32\1\Data\23Feb21\19.D	Analyst:	Abbott

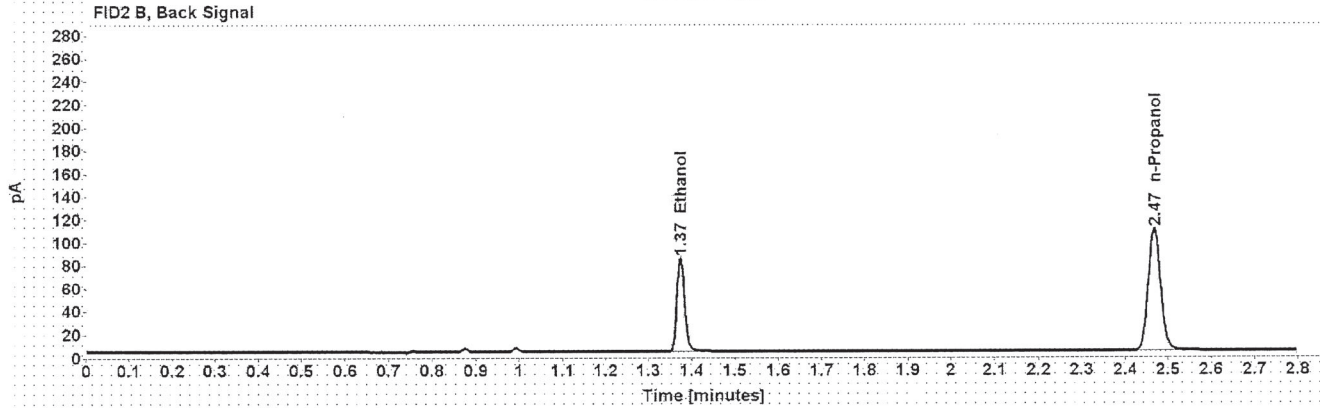
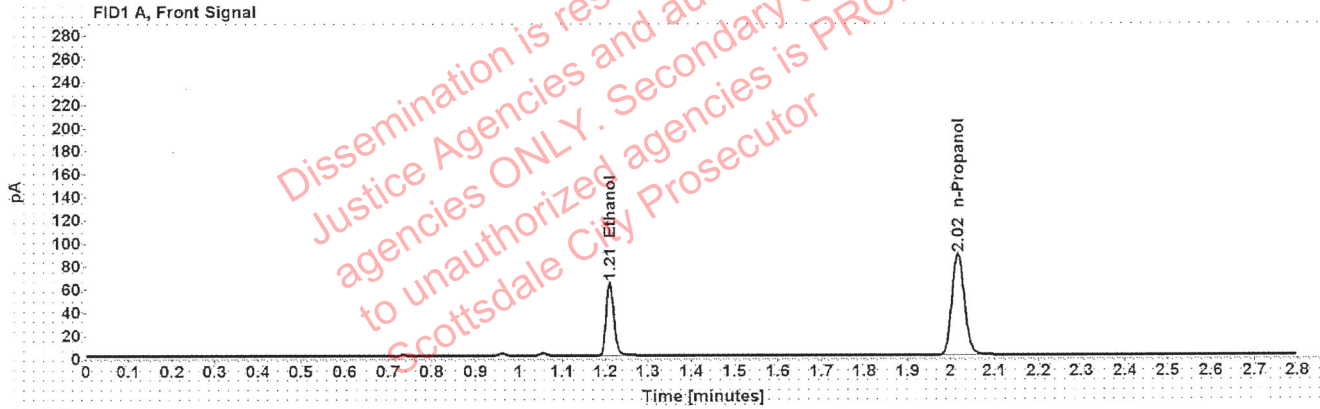


Table 1: FID 1 A (column DB-ALC1)

Compound	Amount (g/100mL)	Time (min)	Peak Area
>Ethanol	0.1268	1.211	81.023
n-Propanol	-----	2.017	174.526

Table 2: FID 2 B (column DB-ALC2)

Compound	Time (min)	Peak Area
Ethanol	1.375	100.308
n-Propanol	2.468	214.550



### Scottsdale Police Department Crime Lab Volatiles Analysis

Sample:	1360486	Vial:	21
Description:	[REDACTED]	LIMS ID:	[REDACTED]
Method:	ethanol quant.M	Sequence:	23Feb21
Instrument:	US14173023 CN14160045	Injection date:	2/23/2021 4:35:27 PM
Data file:	C:\Chem32\1\Data\23Feb21\21.D	Analyst:	Abbott

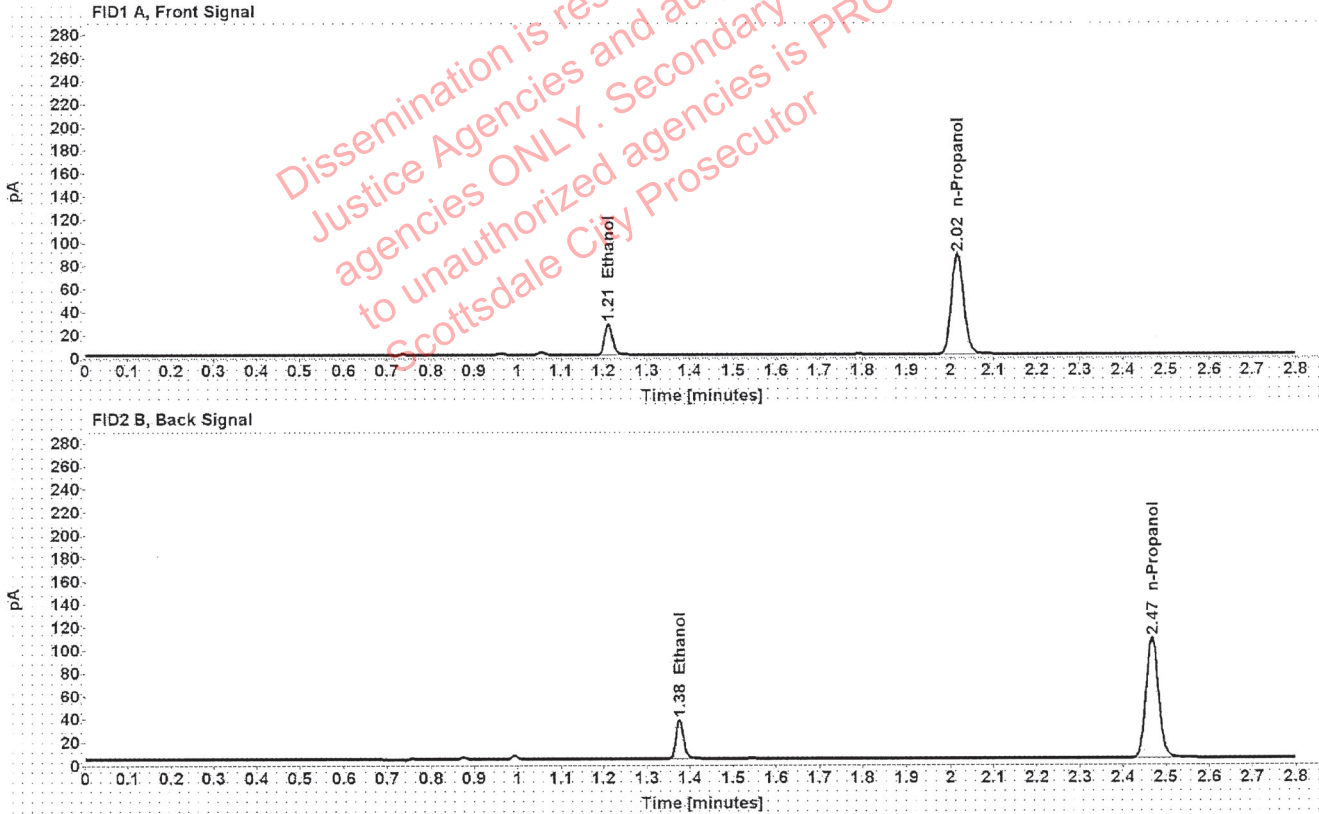


Table 1: FID 1 A (column DB-ALC1)

Compound	Amount (g/100mL)	Time (min)	Peak Area
>Ethanol	0.0545	1.212	34.358
n-Propanol	-----	2.017	173.418

Table 2: FID 2 B (column DB-ALC2)

Compound	Time (min)	Peak Area
Ethanol	1.375	43.179
n-Propanol	2.468	213.248

### Scottsdale Police Department Crime Lab Volatiles Analysis

Sample:	1360486	Vial:	22
Description:		LIMS ID:	
Method:	ethanol quant.M	Sequence:	23Feb21
Instrument:	US14173023 CN14160045	Injection date:	2/23/2021 4:39:28 PM
Data file:	C:\Chem321\Data\23Feb21\22.D	Analyst:	Abbott

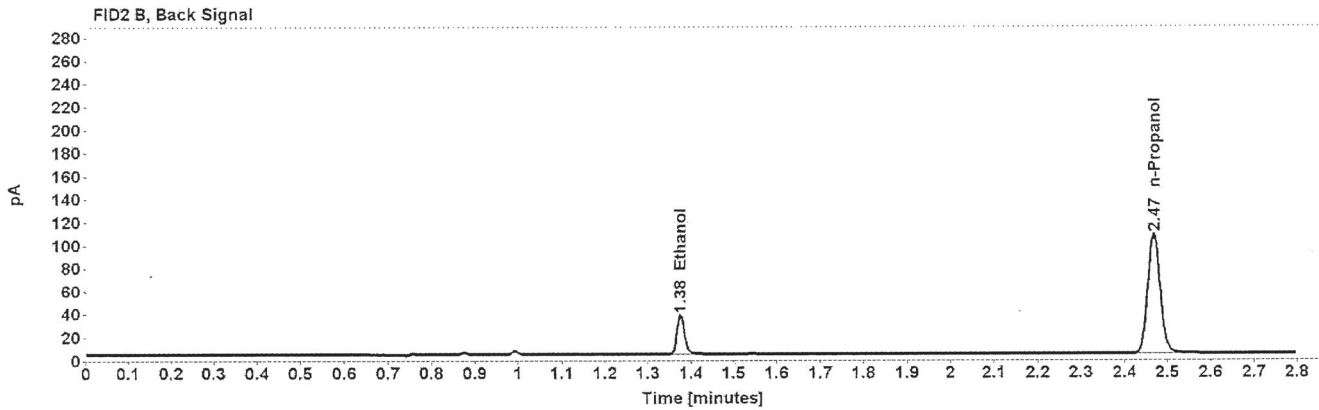
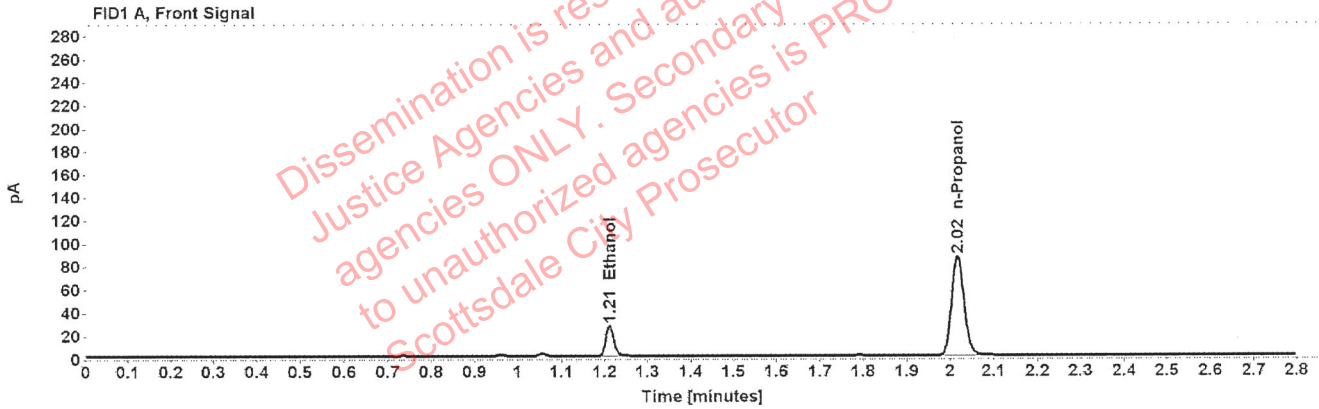


Table 1: FID 1 A (column DB-ALC1)

Compound	Amount (g/100mL)	Time (min)	Peak Area
>Ethanol	0.0546	1.212	34.130
n-Propanol	-----	2.017	171.859

Table 2: FID 2 B (column DB-ALC2)

Compound	Time (min)	Peak Area
Ethanol	1.375	42.808
n-Propanol	2.468	211.384

### Scottsdale Police Department Crime Lab Volatiles Analysis

Sample:	1360592	Vial:	23
Description:	[REDACTED]	LIMS ID:	[REDACTED]
Method:	ethanol quant.M	Sequence:	23Feb21
Instrument:	US14173023 CN14160045	Injection date:	2/23/2021 4:43:28 PM
Data file:	C:\Chem32\1\Data\23Feb21\23.D	Analyst:	Abbott

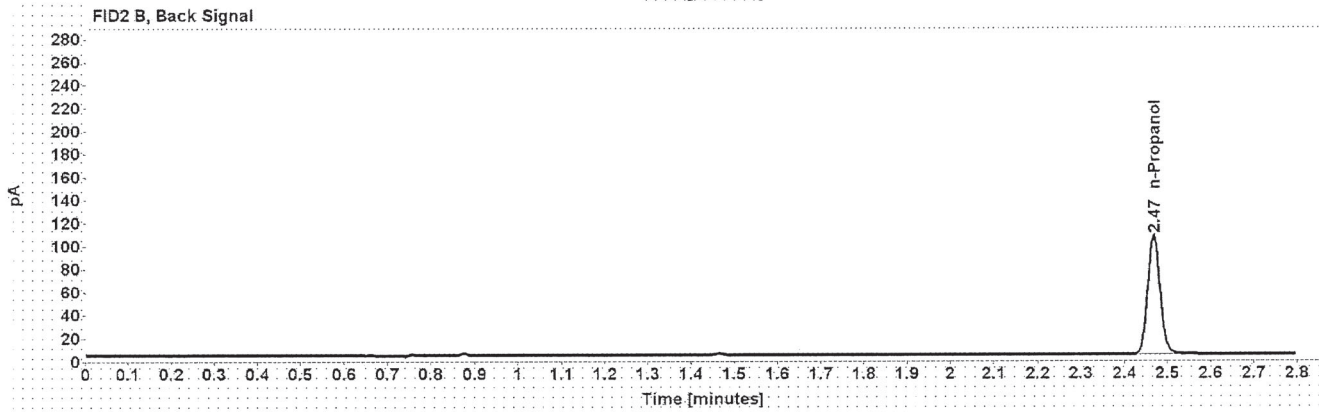
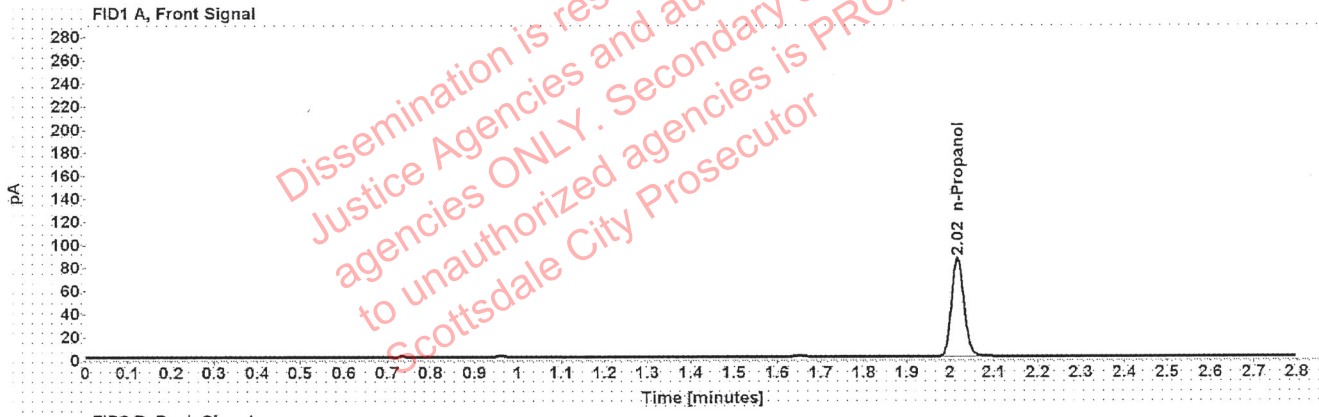


Table 1: FID 1 A (column DB-ALC1)

Compound	Amount (g/100mL)	Time (min)	Peak Area
n-Propanol	-----	2.017	170.206

Table 2: FID 2 B (column DB-ALC2)

Compound	Time (min)	Peak Area
n-Propanol	2.468	209.316

### Scottsdale Police Department Crime Lab Volatiles Analysis

Sample:	1360592	Vial:	24
Description:		LIMS ID:	
Method:	ethanol quant.M	Sequence:	23Feb21
Instrument:	US14173023 CN14160045	Injection date:	2/23/2021 4:47:29 PM
Data file:	C:\Chem32\1\Data\23Feb21\24.D	Analyst:	Abbott

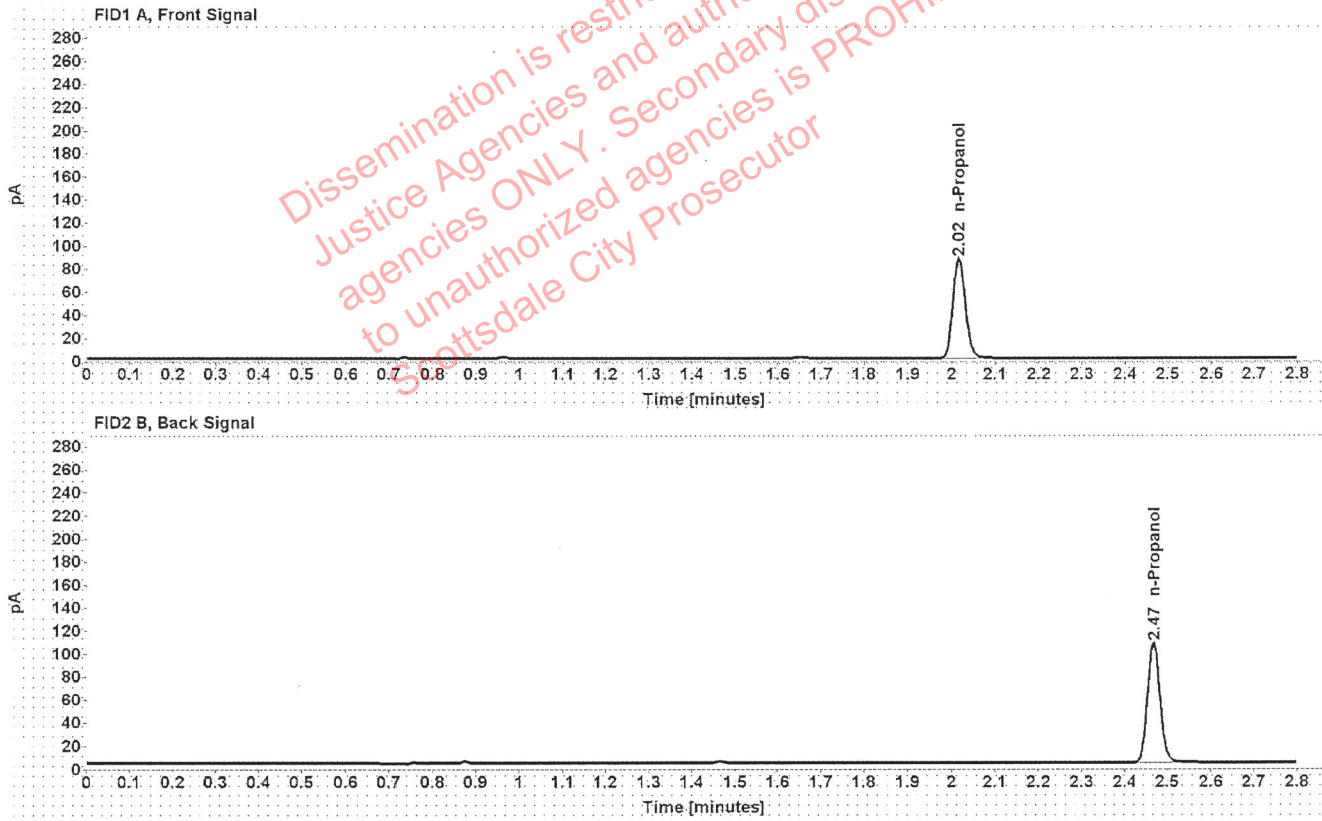


Table 1: FID 1 A (column DB-ALC1)

Compound	Amount (g/100mL)	Time (min)	Peak Area
n-Propanol	-----	2.017	172.489

Table 2: FID 2 B (column DB-ALC2)

Compound	Time (min)	Peak Area
n-Propanol	2.468	212.176

### Scottsdale Police Department Crime Lab Volatiles Analysis

Sample:	1360745	Vial:	25
Description:		LIMS ID:	
Method:	ethanol quant.M	Sequence:	23Feb21
Instrument:	US14173023 CN14160045	Injection date:	2/23/2021 4:51:42 PM
Data file:	C:\Chem32\1\Data\23Feb21\25.D	Analyst:	Abbott

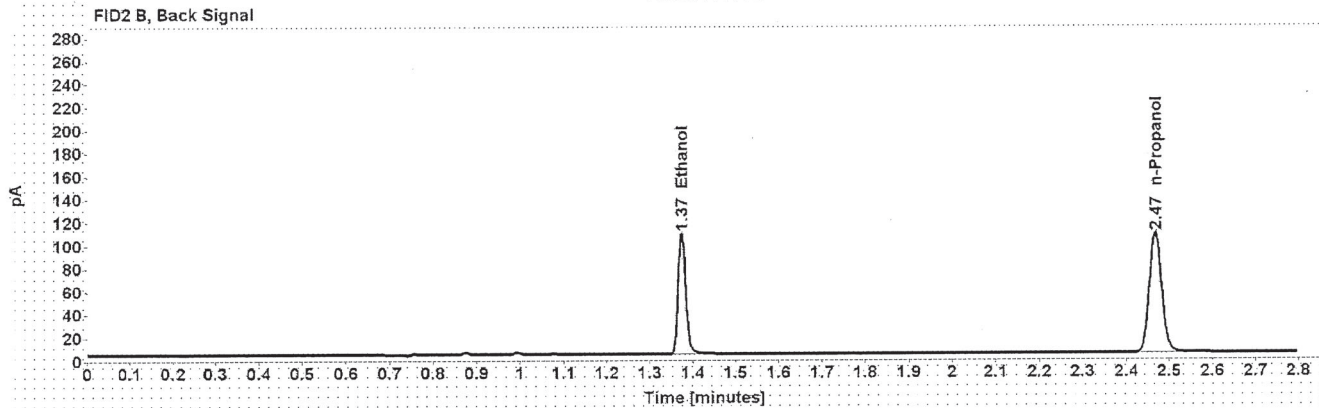
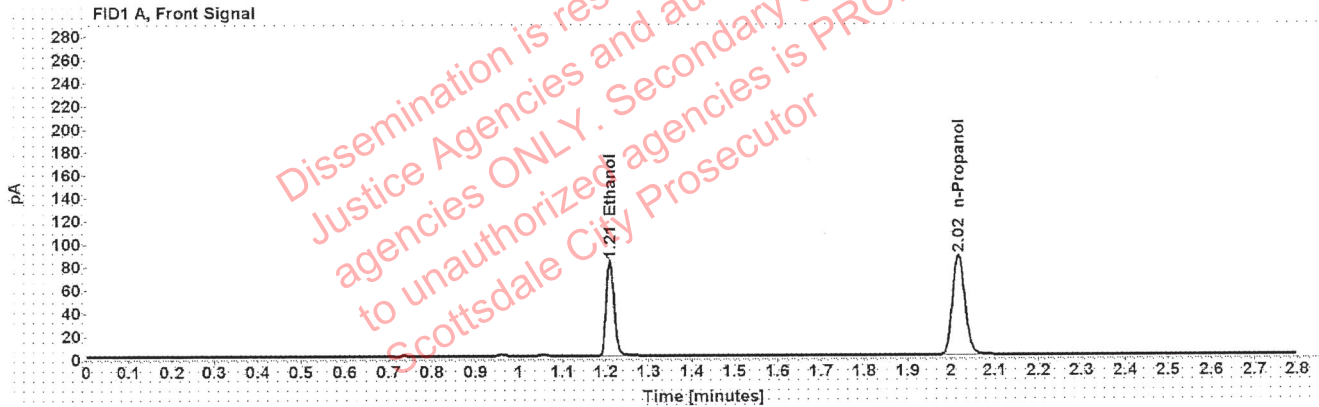


Table 1: FID 1 A (column DB-ALC1)

Compound	Amount (g/100mL)	Time (min)	Peak Area
>Ethanol	0.1656	1.210	104.779
n-Propanol	-----	2.017	172.581

Table 2: FID 2 B (column DB-ALC2)

Compound	Time (min)	Peak Area
Ethanol	1.374	130.584
n-Propanol	2.468	211.784

## Scottsdale Police Department Crime Lab Volatiles Analysis

Sample:	1360745	Vial:	26
Description:	[REDACTED]	LIMS ID:	[REDACTED]
Method:	ethanol quant.M	Sequence:	23Feb21
Instrument:	US14173023 CN14160045	Injection date:	2/23/2021 4:55:41 PM
Data file:	C:\Chem32\1\Data\23Feb21\26.D	Analyst:	Abbott

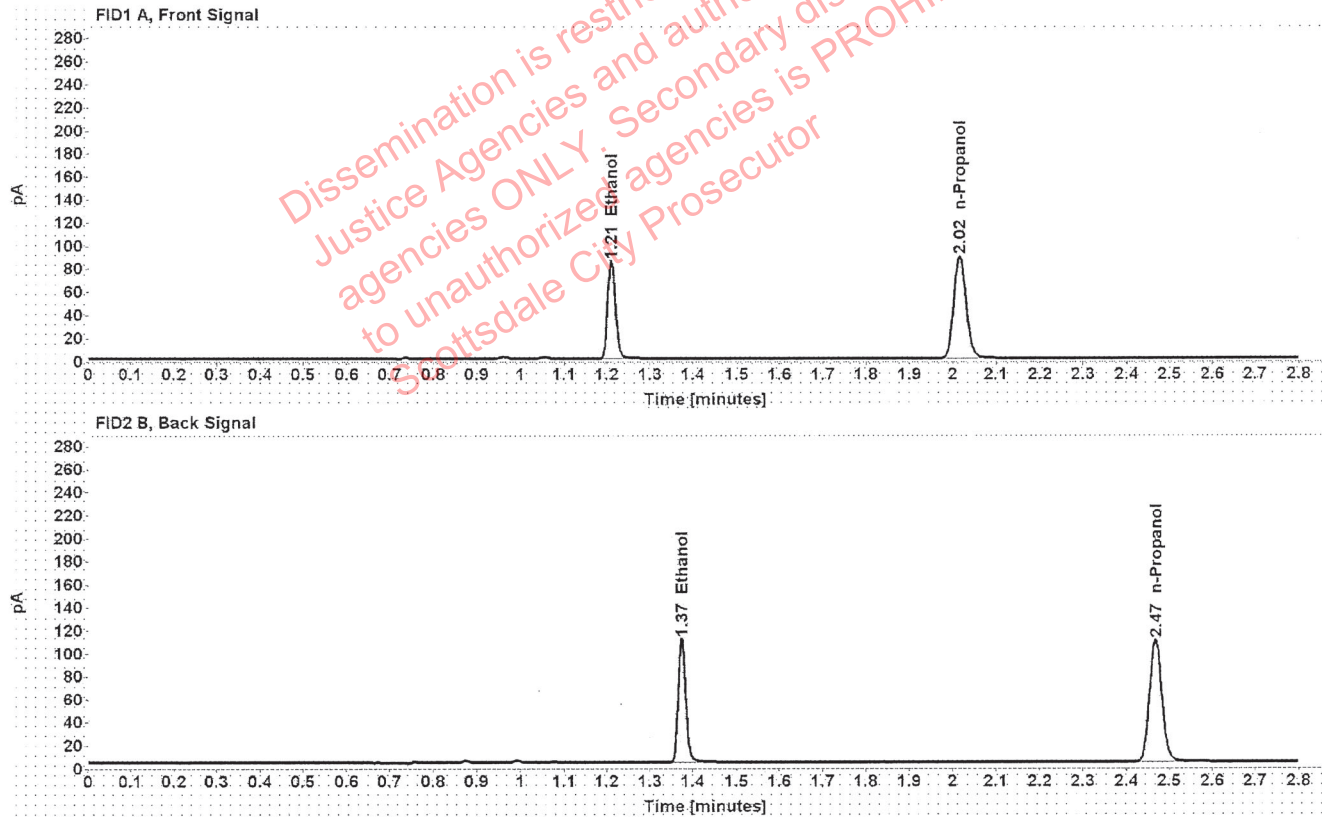


Table 1: FID 1 A (column DB-ALC1)

Compound	Amount (g/100mL)	Time (min)	Peak Area
>Ethanol	0.1667	1.210	107.539
n-Propanol	-----	2.017	175.981

Table 2: FID 2 B (column DB-ALC2)

Compound	Time (min)	Peak Area
Ethanol	1.374	133.724
n-Propanol	2.468	216.162

### Scottsdale Police Department Crime Lab Volatiles Analysis

Sample:	1360662	Vial:	27
Description:	[REDACTED]	LIMS ID:	[REDACTED]
Method:	ethanol quant.M	Sequence:	23Feb21
Instrument:	US14173023 CN14160045	Injection date:	2/23/2021 4:59:42 PM
Data file:	C:\Chem32\1\Data\23Feb21\27.D	Analyst:	Abbott

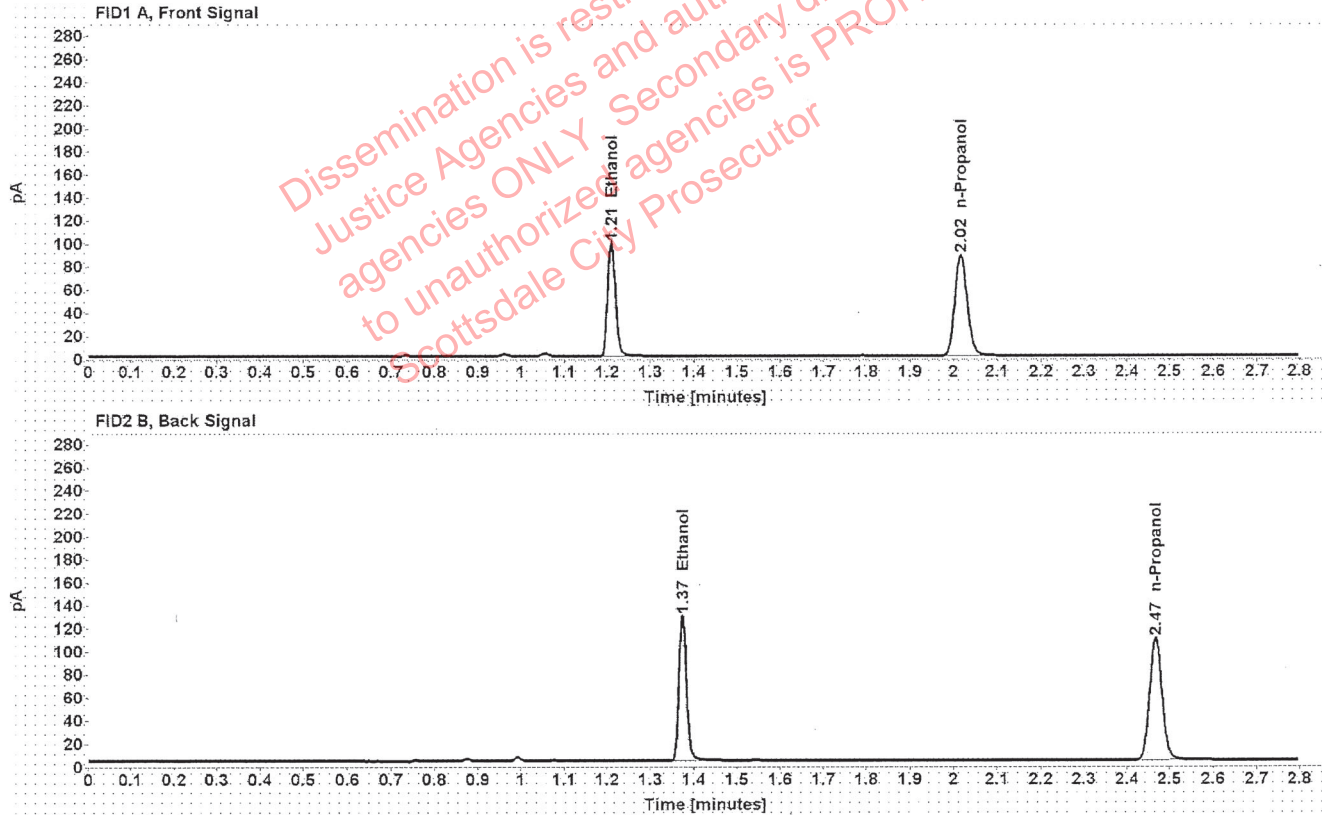


Table 1: FID 1 A (column DB-ALC1)

Compound	Amount (g/100mL)	Time (min)	Peak Area
>Ethanol	0.1955	1.210	125.531
n-Propanol	-----	2.016	175.006

Table 2: FID 2 B (column DB-ALC2)

Compound	Time (min)	Peak Area
Ethanol	1.374	156.618
n-Propanol	2.468	215.013

### Scottsdale Police Department Crime Lab Volatiles Analysis

Sample:	1360662	Vial:	28
Description:		LIMS ID:	
Method:	ethanol quant.M	Sequence:	23Feb21
Instrument:	US14173023 CN14160045	Injection date:	2/23/2021 5:03:42 PM
Data file:	C:\Chem32\1\Data\23Feb21\28.D	Analyst:	Abbott

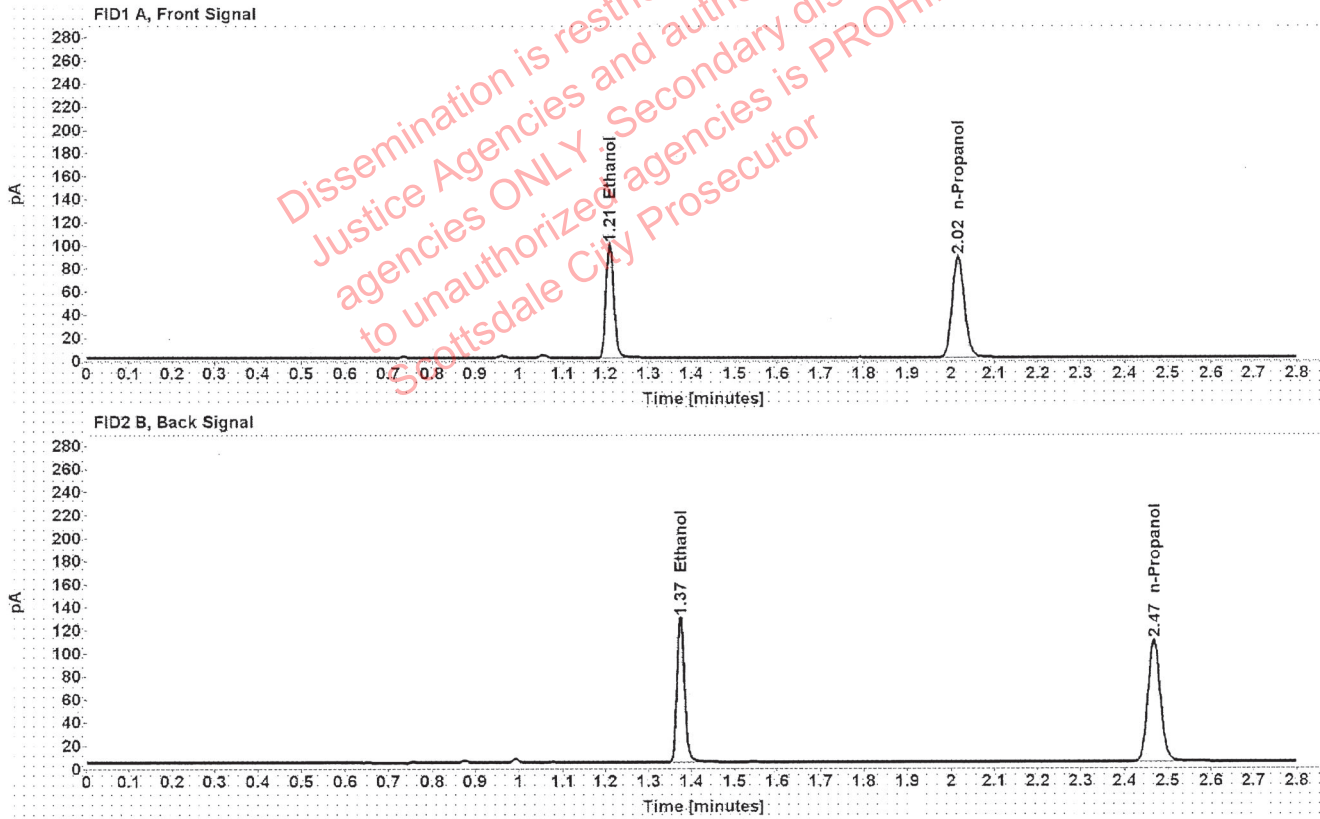


Table 1: FID 1 A (column DB-ALC1)

Compound	Amount (g/100mL)	Time (min)	Peak Area
>Ethanol	0.1962	1.210	125.720
n-Propanol	-----	2.017	174.639

Table 2: FID 2 B (column DB-ALC2)

Compound	Time (min)	Peak Area
Ethanol	1.374	156.647
n-Propanol	2.468	214.449



### Scottsdale Police Department Crime Lab Volatiles Analysis

Sample:	1360669	Vial:	29
Description:		LIMS ID:	
Method:	ethanol quant.M	Sequence:	23Feb21
Instrument:	US14173023 CN14160045	Injection date:	2/23/2021 5:07:44 PM
Data file:	C:\Chem32\1\Data\23Feb21\29.D	Analyst:	Abbott

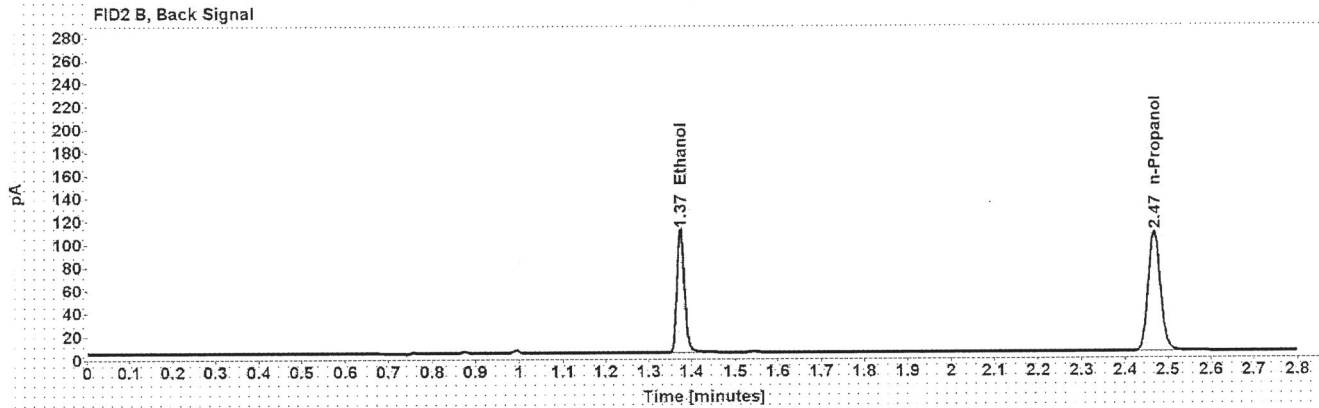
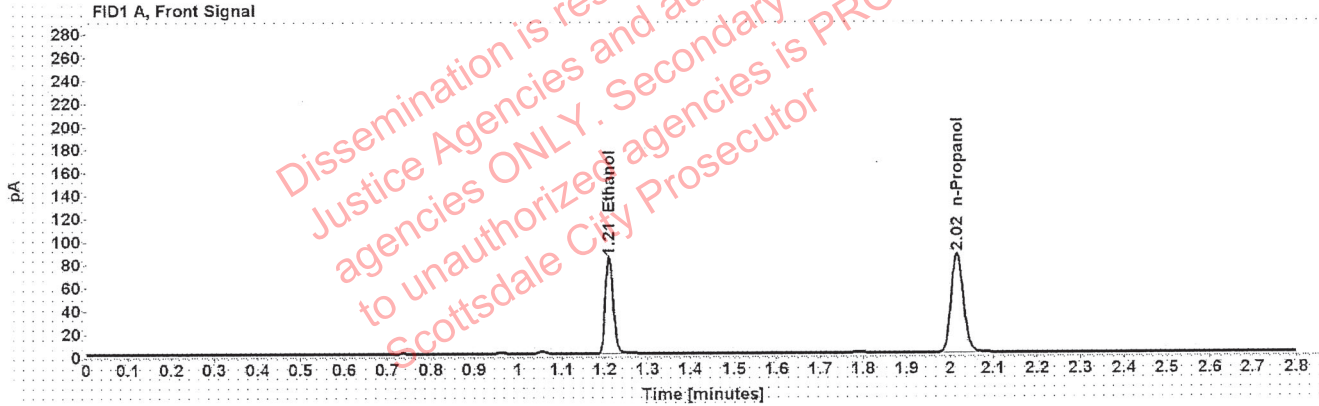


Table 1: FID 1 A (column DB-ALC1)

Compound	Amount (g/100mL)	Time (min)	Peak Area
>Ethanol	0.1693	1.210	106.600
n-Propanol	-----	2.017	171.736

Table 2: FID 2 B (column DB-ALC2)

Compound	Time (min)	Peak Area
Ethanol	1.374	132.385
n-Propanol	2.468	210.764

### Scottsdale Police Department Crime Lab Volatiles Analysis

Sample:	1360669	Vial:	30
Description:		LIMS ID:	
Method:	ethanol quant.M	Sequence:	23Feb21
Instrument:	US14173023 CN14160045	Injection date:	2/23/2021 5:11:42 PM
Data file:	C:\Chem32\1\Data\23Feb21\30.D	Analyst:	Abbott

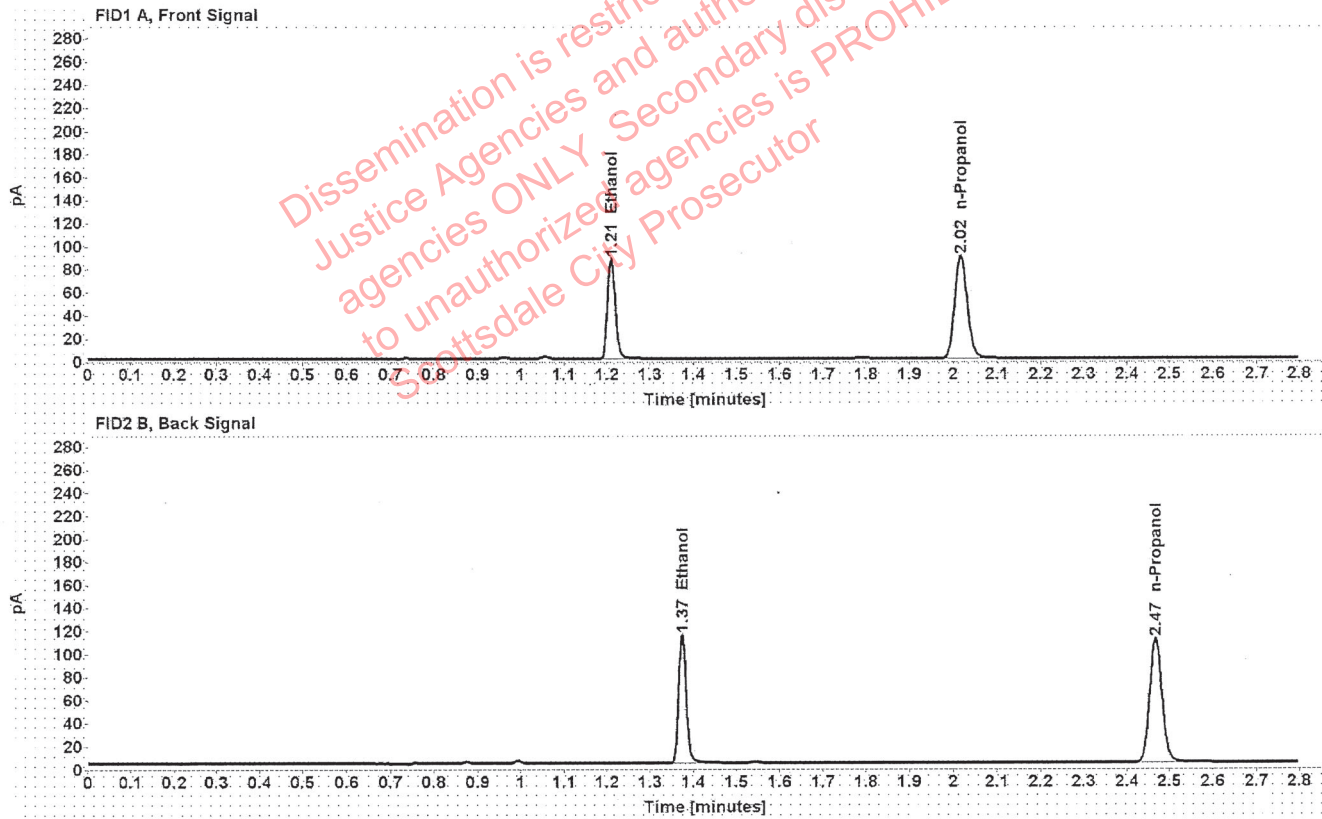


Table 1: FID 1 A (column DB-ALC1)

Compound	Amount (g/100mL)	Time (min)	Peak Area
>Ethanol	0.1706	1.210	111.122
n-Propanol	-----	2.016	177.590

Table 2: FID 2 B (column DB-ALC2)

Compound	Time (min)	Peak Area
Ethanol	1.374	137.952
n-Propanol	2.468	218.018

### Scottsdale Police Department Crime Lab Volatiles Analysis

Sample:	1360496	Vial:	32
Description:	[REDACTED]	LIMS ID:	[REDACTED]
Method:	ethanol quant.M	Sequence:	23Feb21
Instrument:	US14173023 CN14160045	Injection date:	2/23/2021 5:19:57 PM
Data file:	C:\Chem32\1\Data\23Feb21\32.D	Analyst:	Abbott

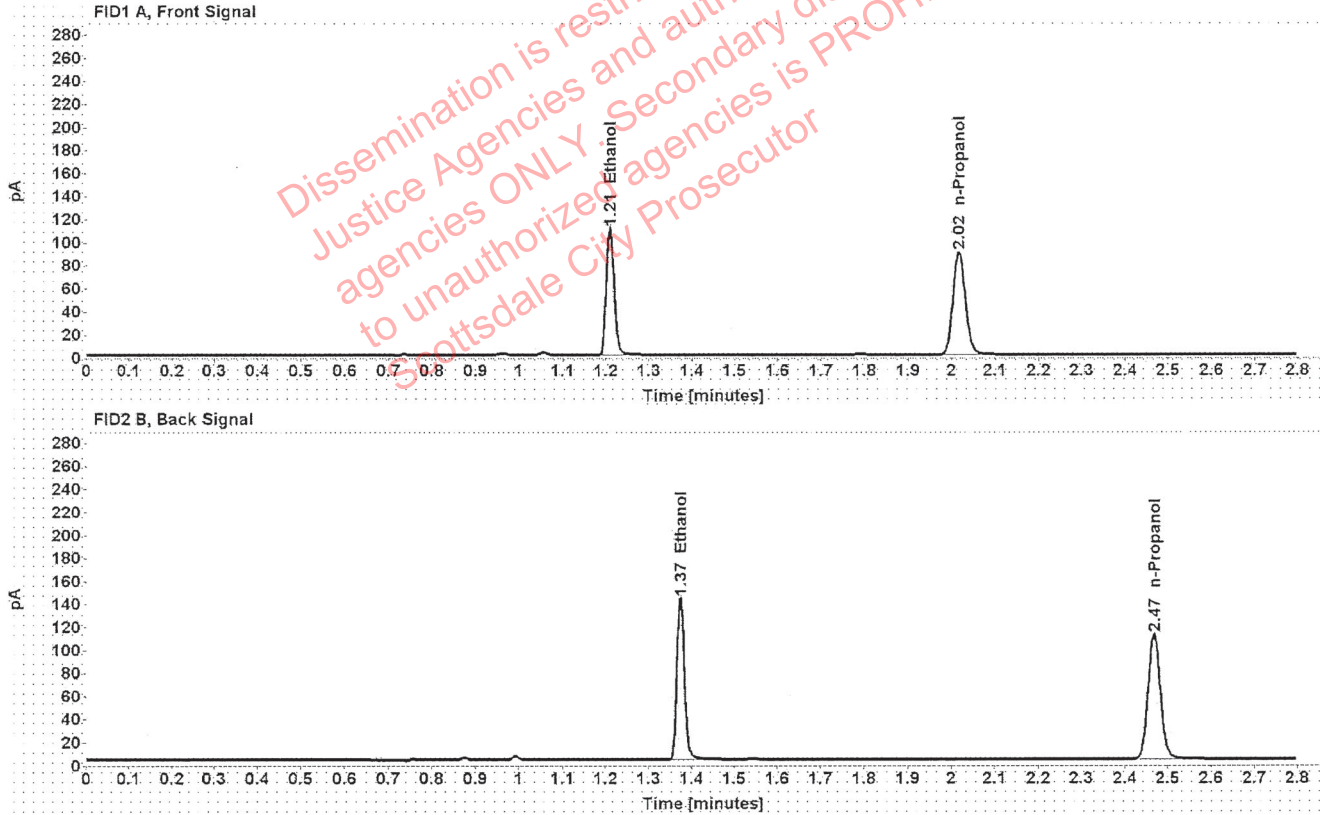


Table 1: FID 1 A (column DB-ALC1)

Compound	Amount (g/100mL)	Time (min)	Peak Area
>Ethanol	0.2131	1.210	139.707
n-Propanol	-----	2.017	178.629

Table 2: FID 2 B (column DB-ALC2)

Compound	Time (min)	Peak Area
Ethanol	1.374	174.252
n-Propanol	2.468	219.724

### Scottsdale Police Department Crime Lab Volatiles Analysis

Sample:	1360496	Vial:	33
Description:		LIMS ID:	
Method:	ethanol quant.M	Sequence:	23Feb21
Instrument:	US14173023 CN14160045	Injection date:	2/23/2021 5:23:58 PM
Data file:	C:\Chem32\1\Data\23Feb21\33.D	Analyst:	Abbott

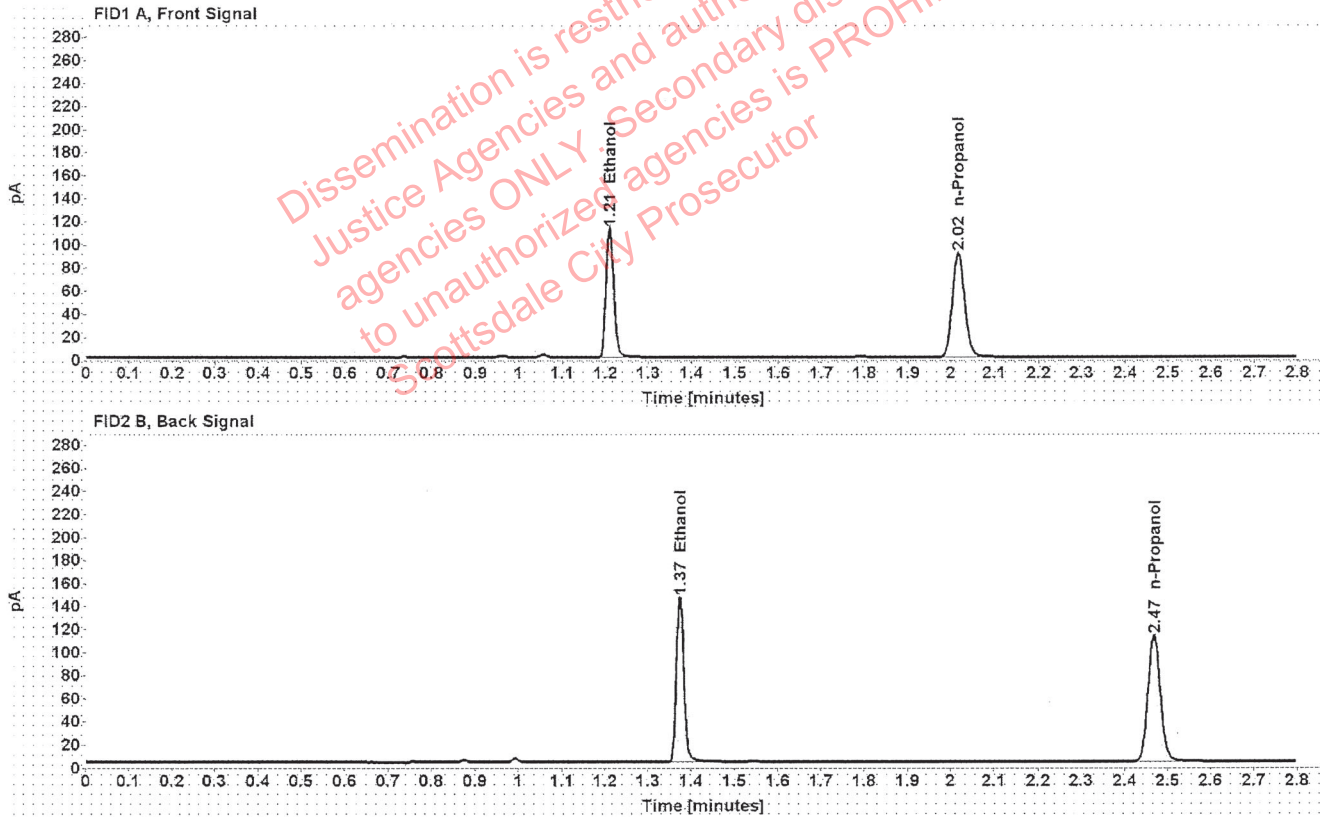


Table 1: FID 1 A (column DB-ALC1)

Compound	Amount (g/100mL)	Time (min)	Peak Area
>Ethanol	0.2146	1.210	142.135
n-Propanol	-----	2.017	180.485

Table 2: FID 2 B (column DB-ALC2)

Compound	Time (min)	Peak Area
Ethanol	1.374	177.148
n-Propanol	2.468	222.245

### Scottsdale Police Department Crime Lab Volatiles Analysis

Sample:	1332250	Vial:	34
Description:		LIMS ID:	
Method:	ethanol quant.M	Sequence:	23Feb21
Instrument:	US14173023 CN14160045	Injection date:	2/23/2021 5:27:58 PM
Data file:	C:\Chem32\1\Data\23Feb21\34.D	Analyst:	Abbott

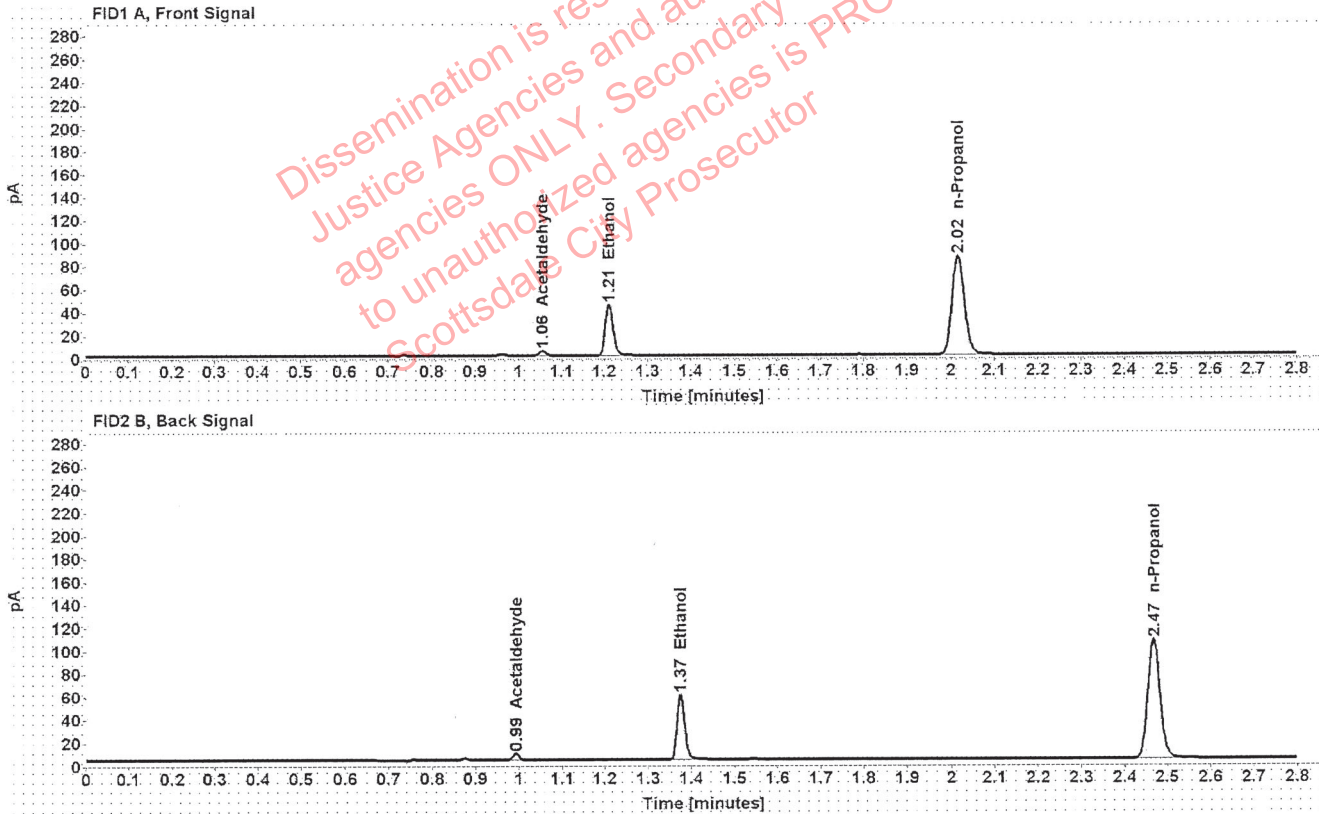


Table 1: FID 1 A (column DB-ALC1)

Compound	Amount (g/100mL)	Time (min)	Peak Area
Acetaldehyde	-----	1.056	4.243
>Ethanol	0.0912	1.211	56.978
n-Propanol	-----	2.017	170.881

Table 2: FID 2 B (column DB-ALC2)

Compound	Time (min)	Peak Area
Acetaldehyde	0.993	5.576
Ethanol	1.375	70.382
n-Propanol	2.468	210.297

### Scottsdale Police Department Crime Lab Volatiles Analysis

Sample:	1332250	Vial:	35
Description:		LIMS ID:	
Method:	ethanol quant.M	Sequence:	23Feb21
Instrument:	US14173023 CN14160045	Injection date:	2/23/2021 5:31:56 PM
Data file:	C:\Chem32\1\Data\23Feb21\35.D	Analyst:	Abbott

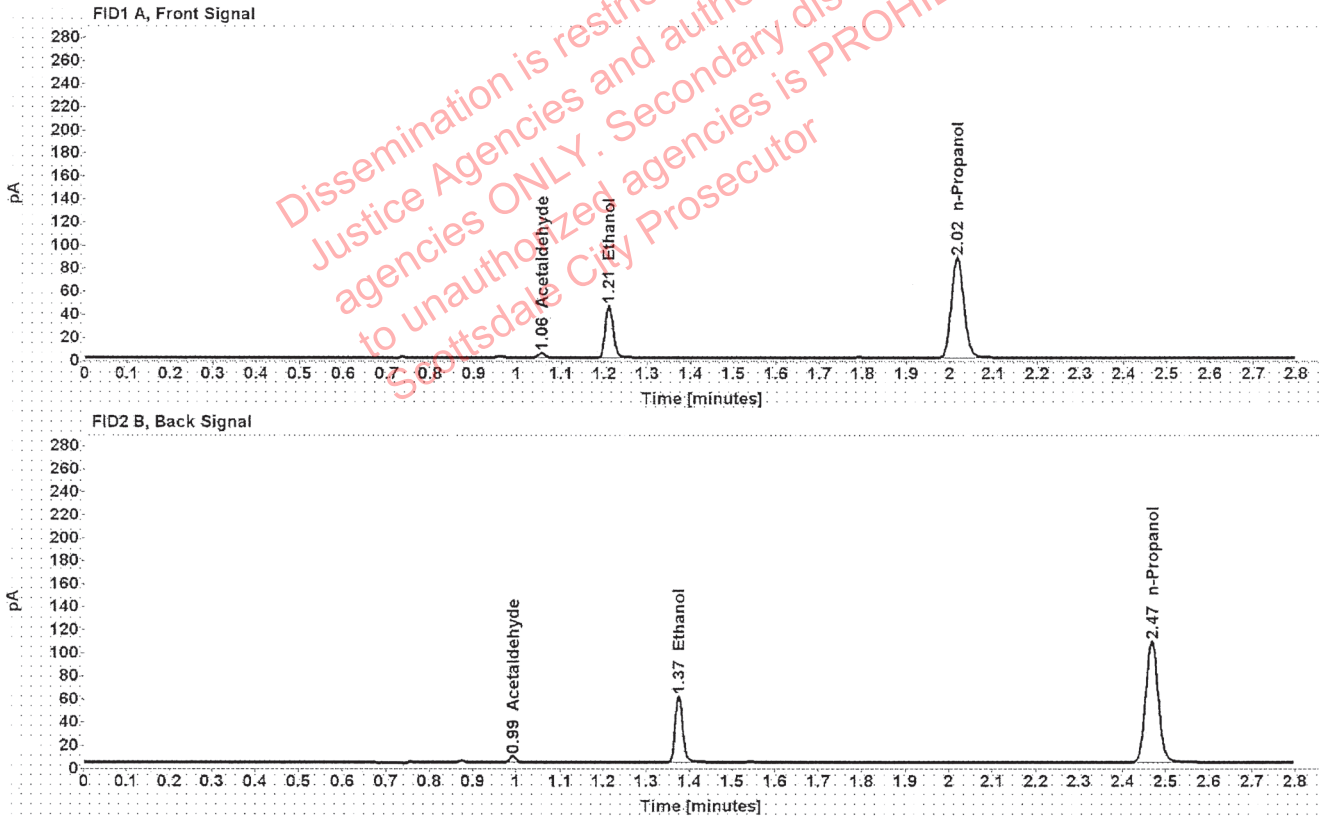


Table 1: FID 1 A (column DB-ALC1)

Compound	Amount (g/100mL)	Time (min)	Peak Area
Acetaldehyde	-----	1.056	4.265
>Ethanol	0.0913	1.211	57.906
n-Propanol	-----	2.017	173.557

Table 2: FID 2 B (column DB-ALC2)

Compound	Time (min)	Peak Area
Acetaldehyde	0.993	5.618
Ethanol	1.375	71.638
n-Propanol	2.468	213.610

### Scottsdale Police Department Crime Lab Volatiles Analysis

Sample:	TUBE04	Vial:	36
Description:		LIMS ID:	
Method:	ethanol quant.M	Sequence:	23Feb21
Instrument:	US14173023 CN14160045	Injection date:	2/23/2021 5:35:58 PM
Data file:	C:\Chem32\1\Data\23Feb21\36.D	Analyst:	Abbott

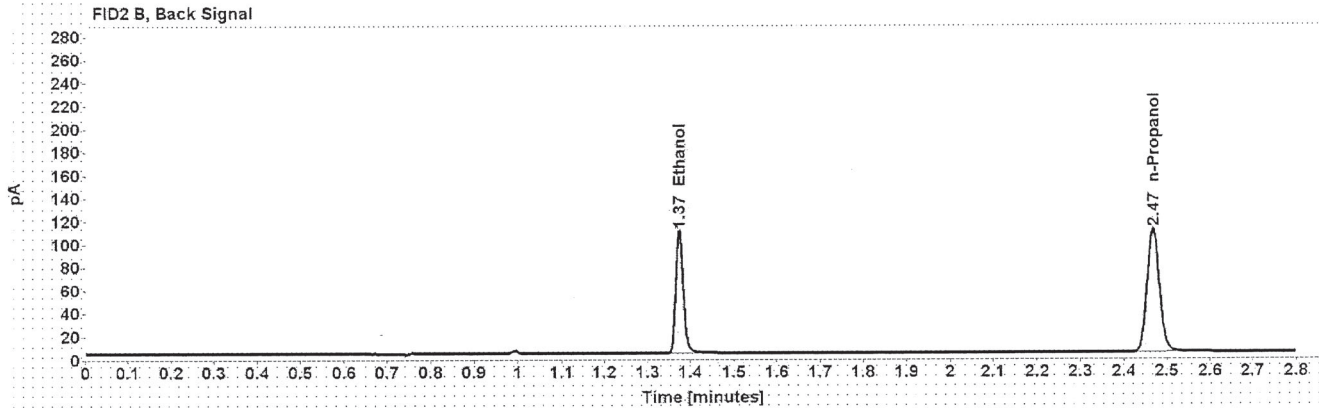
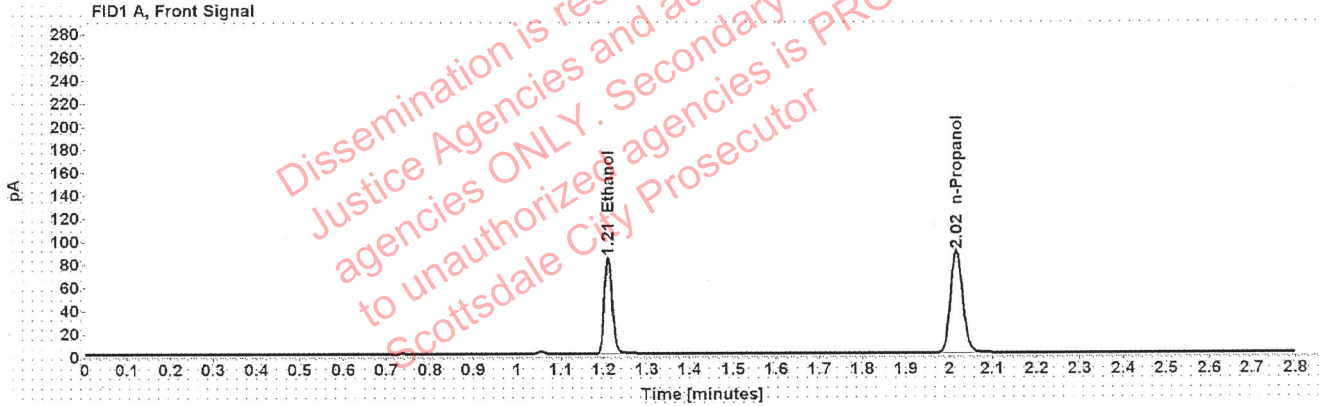


Table 1: FID 1 A (column DB-ALC1)

Compound	Amount (g/100mL)	Time (min)	Peak Area
>Ethanol	0.1641	1.210	106.160
n-Propanol	-----	2.017	176.452

Table 2: FID 2 B (column DB-ALC2)

Compound	Time (min)	Peak Area
Ethanol	1.374	132.512
n-Propanol	2.468	216.464

### Scottsdale Police Department Crime Lab Volatiles Analysis

Sample:	TUBE04	Vial:	37
Description:	[REDACTED]	LIMS ID:	[REDACTED]
Method:	ethanol quant.M	Sequence:	23Feb21
Instrument:	US14173023 CN14160045	Injection date:	2/23/2021 5:40:12 PM
Data file:	C:\Chem32\1\Data\23Feb21\37.D	Analyst:	Abbott

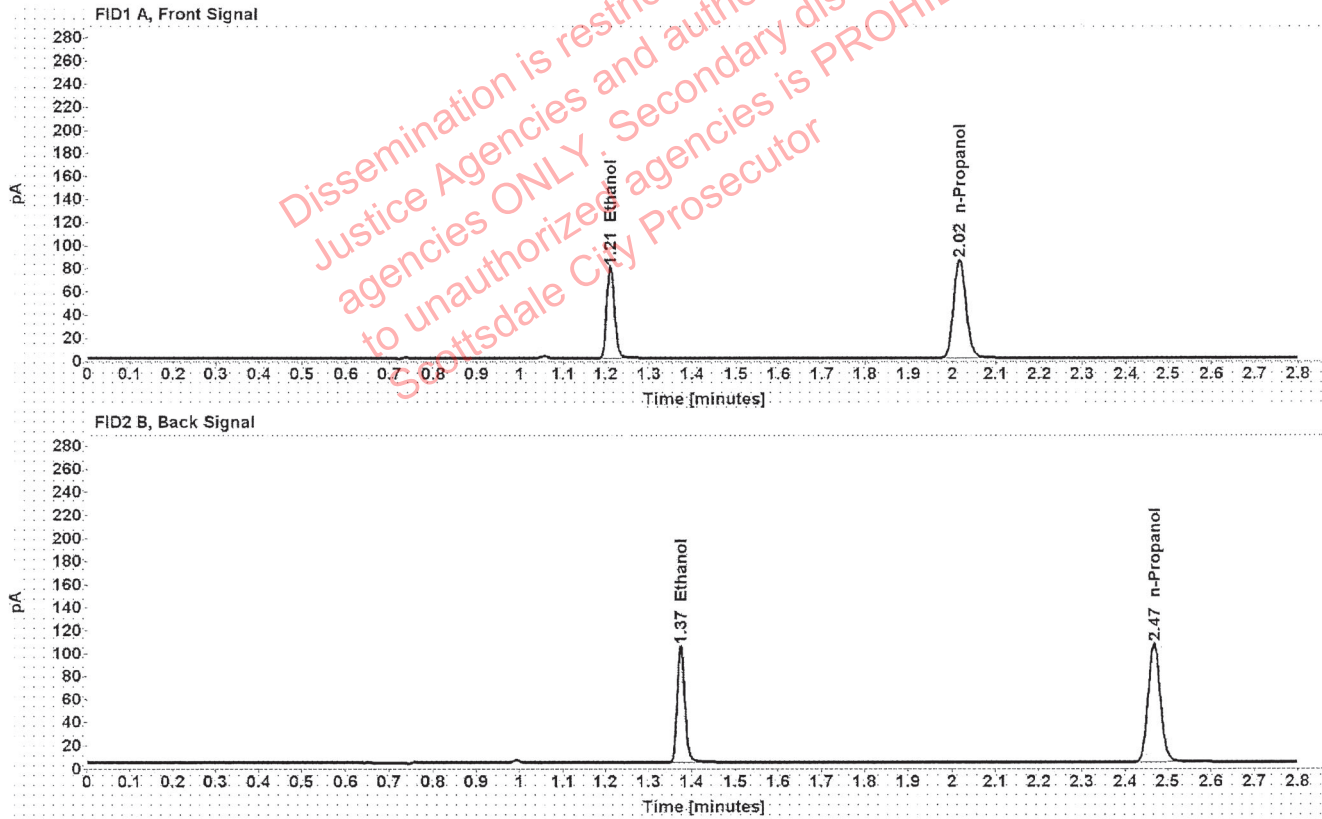


Table 1: FID 1 A (column DB-ALC1)

Compound	Amount (g/100mL)	Time (min)	Peak Area
>Ethanol	0.1622	1.210	101.181
n-Propanol	-----	2.017	170.172

Table 2: FID 2 B (column DB-ALC2)

Compound	Time (min)	Peak Area
Ethanol	1.374	125.804
n-Propanol	2.468	208.618



### Scottsdale Police Department Crime Lab Volatiles Analysis

Sample:	TUBE03	Vial:	38
Description:		LIMS ID:	
Method:	ethanol quant.M	Sequence:	23Feb21
Instrument:	US14173023 CN14160045	Injection date:	2/23/2021 5:44:11 PM
Data file:	C:\Chem32\1\Data\23Feb21\38.D	Analyst:	Abbott

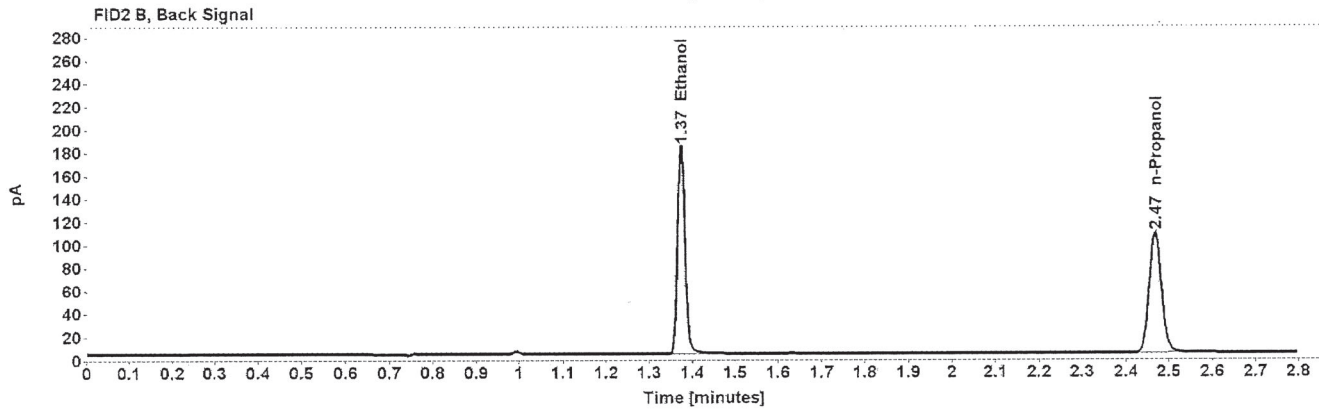
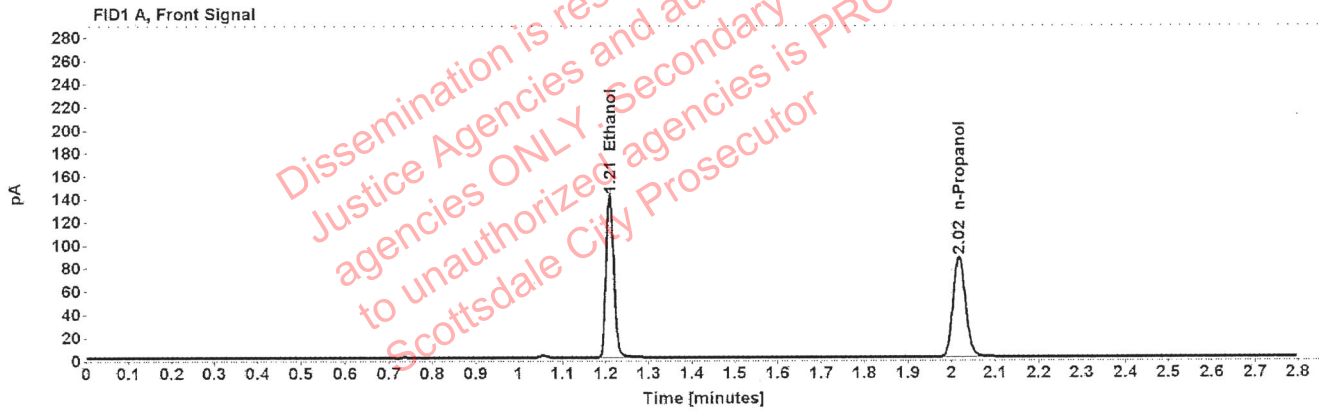


Table 1: FID 1 A (column DB-ALC1)

Compound	Amount (g/100mL)	Time (min)	Peak Area
>Ethanol	0.2819	1.210	179.012
n-Propanol	-----	2.017	172.866

Table 2: FID 2 B (column DB-ALC2)

Compound	Time (min)	Peak Area
Ethanol	1.374	223.376
n-Propanol	2.468	211.885

### Scottsdale Police Department Crime Lab Volatiles Analysis

Sample:	TUBE03	Vial:	39
Description:		LIMS ID:	
Method:	ethanol quant.M	Sequence:	23Feb21
Instrument:	US14173023 CN14160045	Injection date:	2/23/2021 5:48:12 PM
Data file:	C:\Chem32\1\Data\23Feb21\39.D	Analyst:	Abbott

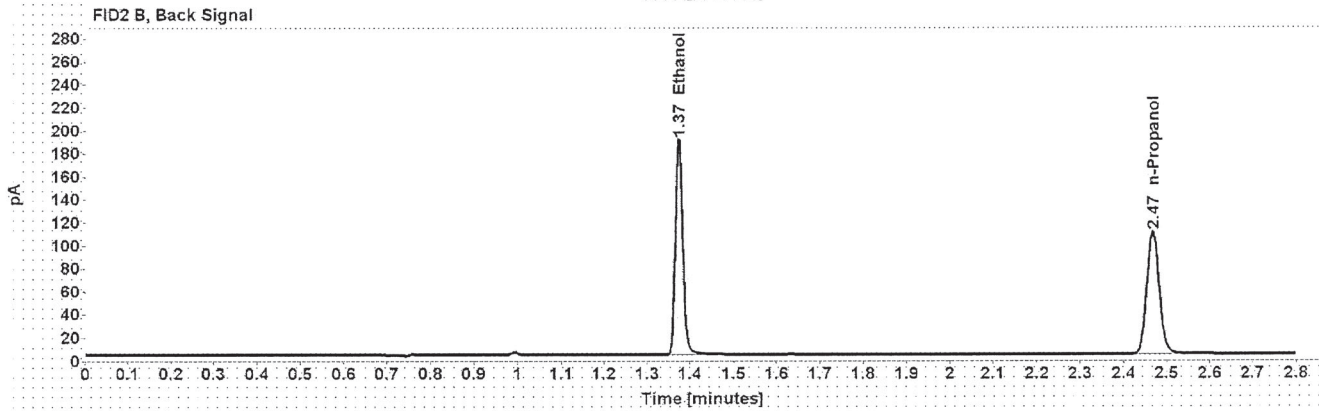
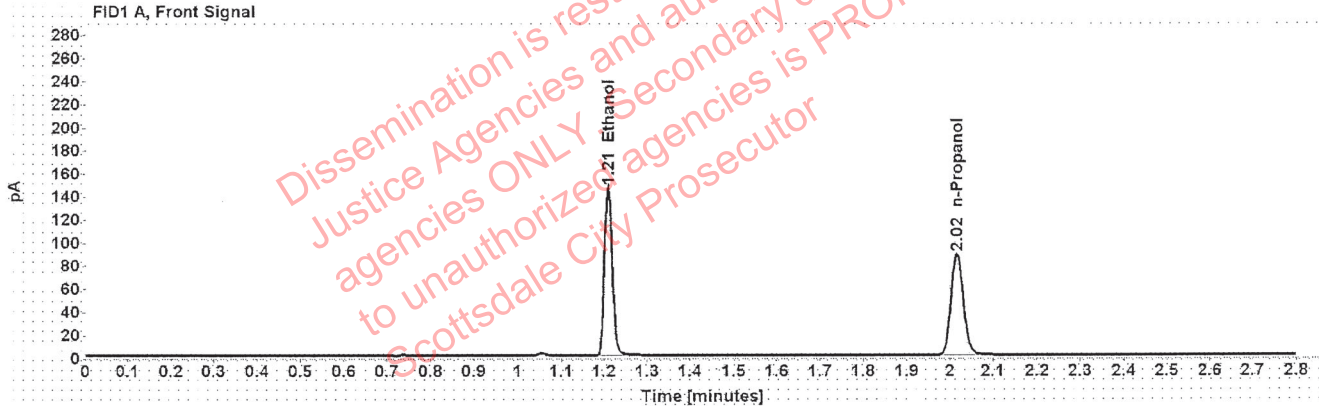


Table 1: FID 1 A (column DB-ALC1)

Compound	Amount (g/100mL)	Time (min)	Peak Area
>Ethanol	0.2881	1.210	185.707
n-Propanol	-----	2.017	175.520

Table 2: FID 2 B (column DB-ALC2)

Compound	Time (min)	Peak Area
Ethanol	1.374	231.924
n-Propanol	2.468	217.164

### Scottsdale Police Department Crime Lab Volatiles Analysis

Sample:	TUBE01	Vial:	40
Description:	[REDACTED]	LIMS ID:	[REDACTED]
Method:	ethanol quant.M	Sequence:	23Feb21
Instrument:	US14173023 CN14160045	Injection date:	2/23/2021 5:52:14 PM
Data file:	C:\Chem32\1\Data\23Feb21\40.D	Analyst:	Abbott

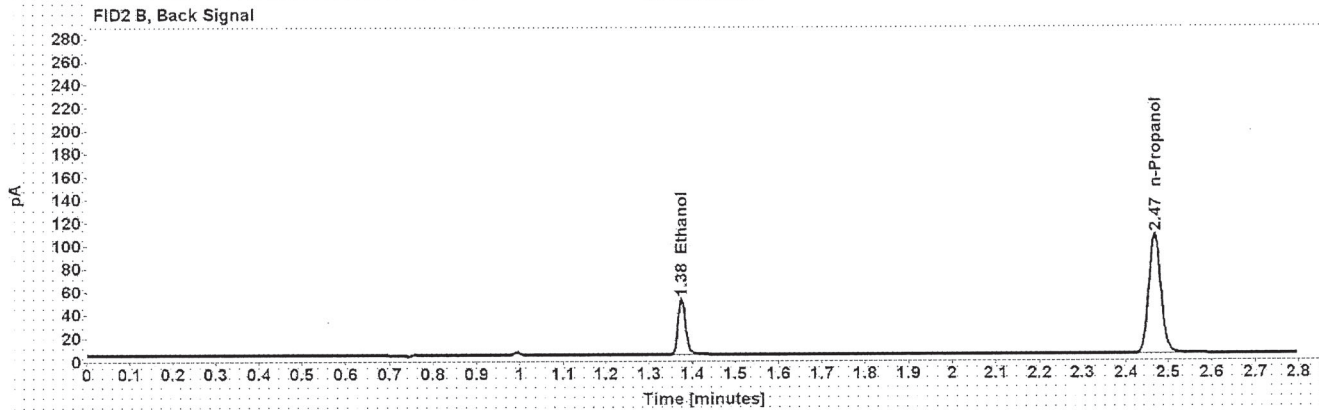
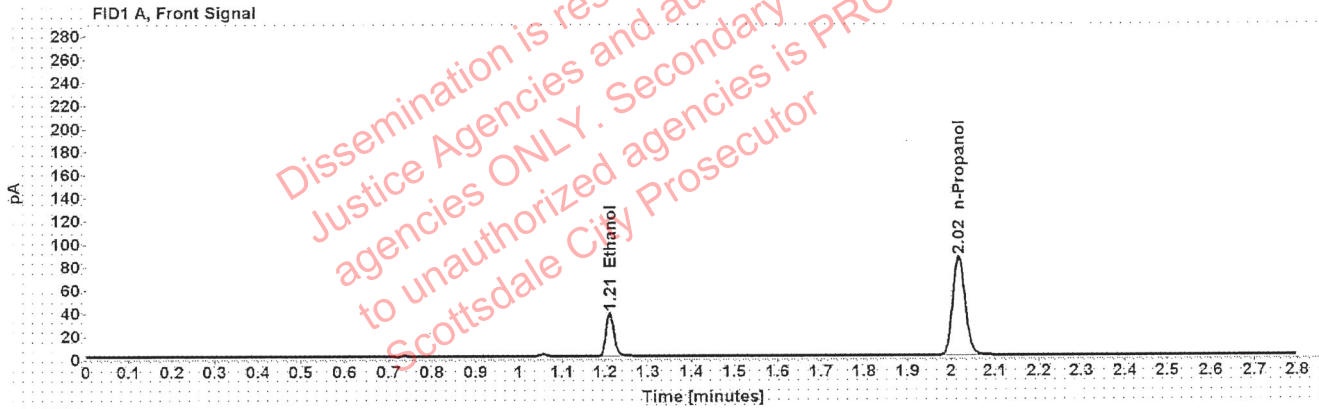


Table 1: FID 1 A (column DB-ALC1)

Compound	Amount (g/100mL)	Time (min)	Peak Area
>Ethanol	0.0771	1.211	48.136
n-Propanol	-----	2.017	171.005

Table 2: FID 2 B (column DB-ALC2)

Compound	Time (min)	Peak Area
Ethanol	1.375	59.579
n-Propanol	2.468	209.753

### Scottsdale Police Department Crime Lab Volatiles Analysis

Sample:	TUBE01	Vial:	41
Description:	[REDACTED]	LIMS ID:	[REDACTED]
Method:	ethanol quant.M	Sequence:	23Feb21
Instrument:	US14173023 CN14160045	Injection date:	2/23/2021 5:56:12 PM
Data file:	C:\Chem32\1\Data\23Feb21\41.D	Analyst:	Abbott

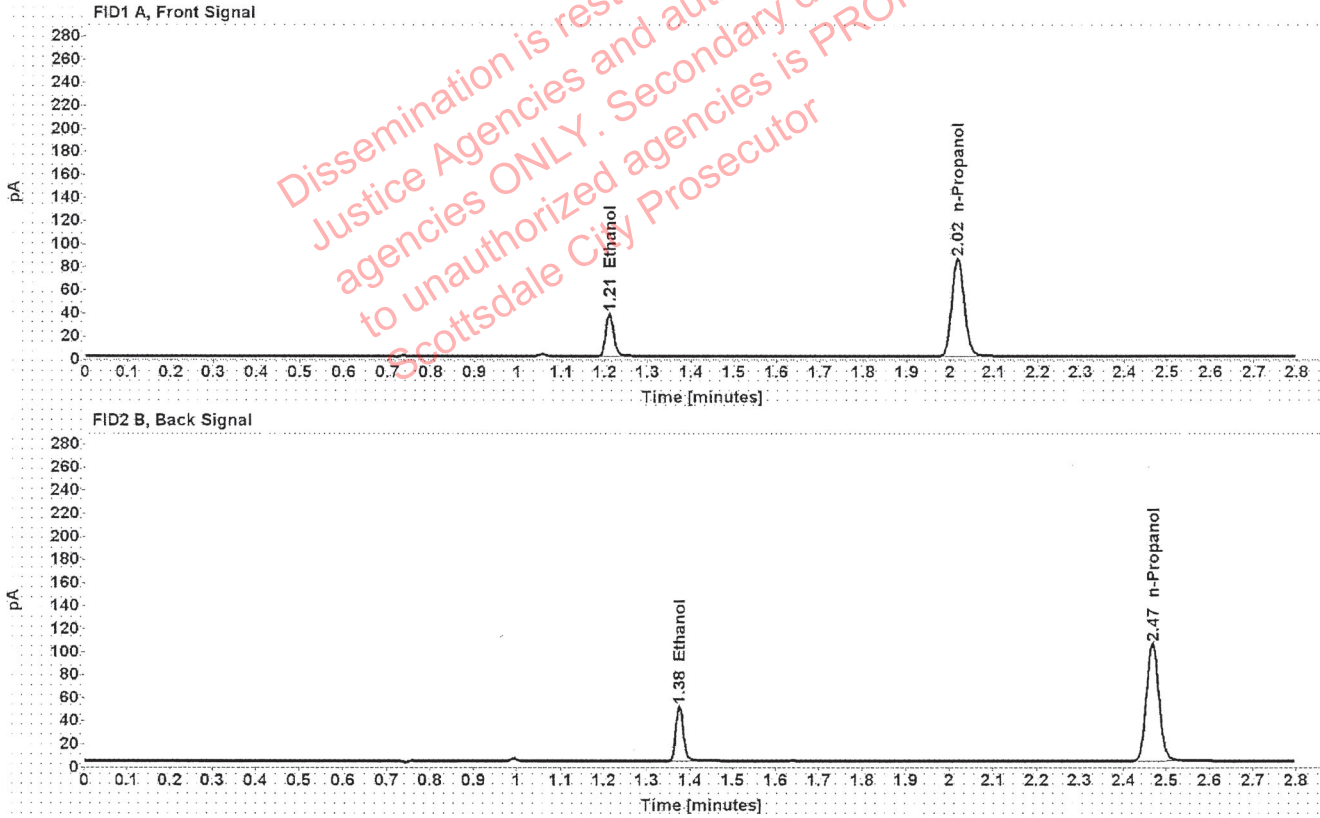


Table 1: FID 1 A (column DB-ALC1)

Compound	Amount (g/100mL)	Time (min)	Peak Area
>Ethanol	0.0771	1.211	47.754
n-Propanol	-----	2.017	169.720

Table 2: FID 2 B (column DB-ALC2)

Compound	Time (min)	Peak Area
Ethanol	1.375	59.091
n-Propanol	2.468	208.168

### Scottsdale Police Department Crime Lab Volatiles Analysis

Sample:	TUBE02	Vial:	43
Description:	[REDACTED]	LIMS ID:	[REDACTED]
Method:	ethanol quant.M	Sequence:	23Feb21
Instrument:	US14173023 CN14160045	Injection date:	2/23/2021 6:04:26 PM
Data file:	C:\Chem32\1\Data\23Feb21\43.D	Analyst:	Abbott

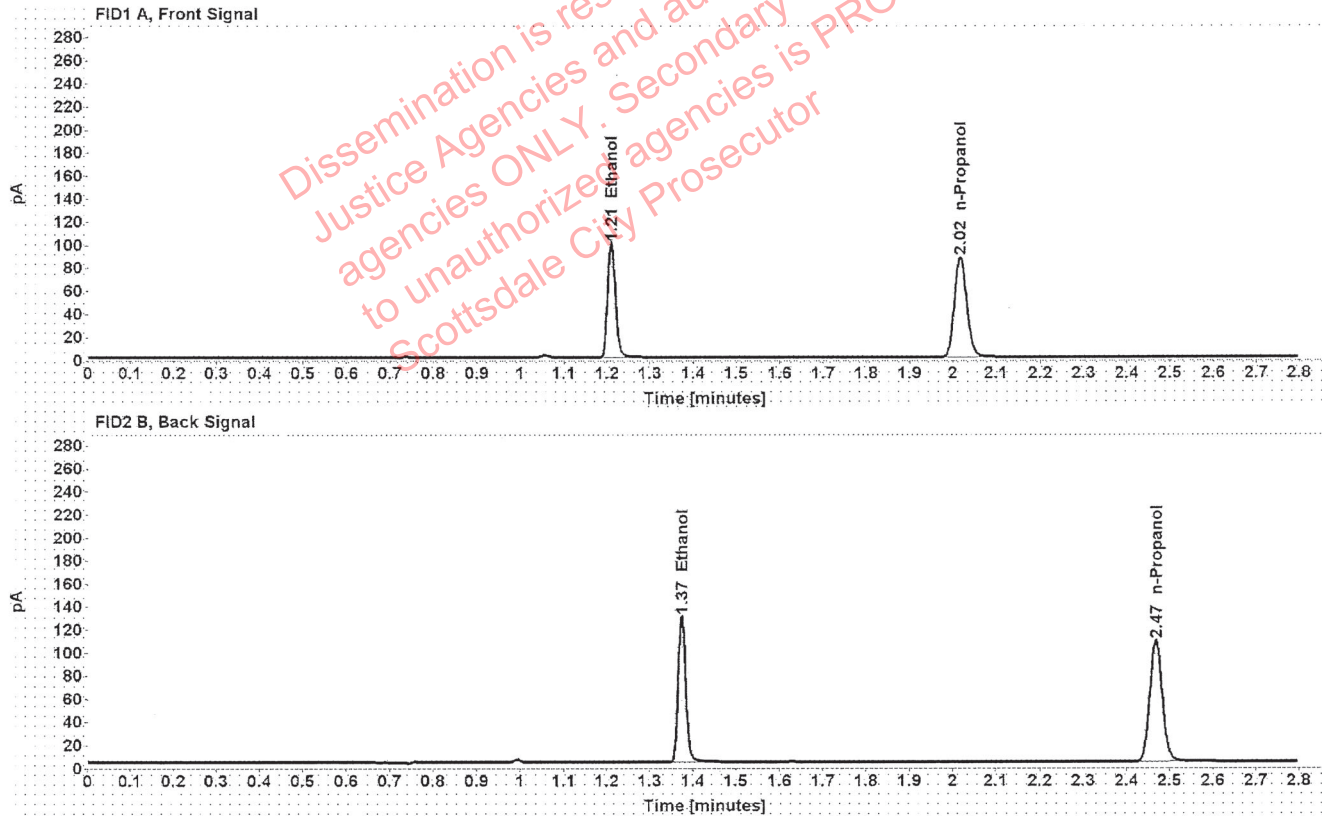


Table 1: FID 1 A (column DB-ALC1)

Compound	Amount (g/100mL)	Time (min)	Peak Area
>Ethanol	0.1983	1.210	126.212
n-Propanol	-----	2.017	173.478

Table 2: FID 2 B (column DB-ALC2)

Compound	Time (min)	Peak Area
Ethanol	1.374	157.482
n-Propanol	2.468	212.718

### Scottsdale Police Department Crime Lab Volatiles Analysis

Sample:	TUBE02	Vial:	44
Description:		LIMS ID:	
Method:	ethanol quant.M	Sequence:	23Feb21
Instrument:	US14173023 CN14160045	Injection date:	2/23/2021 6:08:27 PM
Data file:	C:\Chem32\1\Data\23Feb21\44.D	Analyst:	Abbott

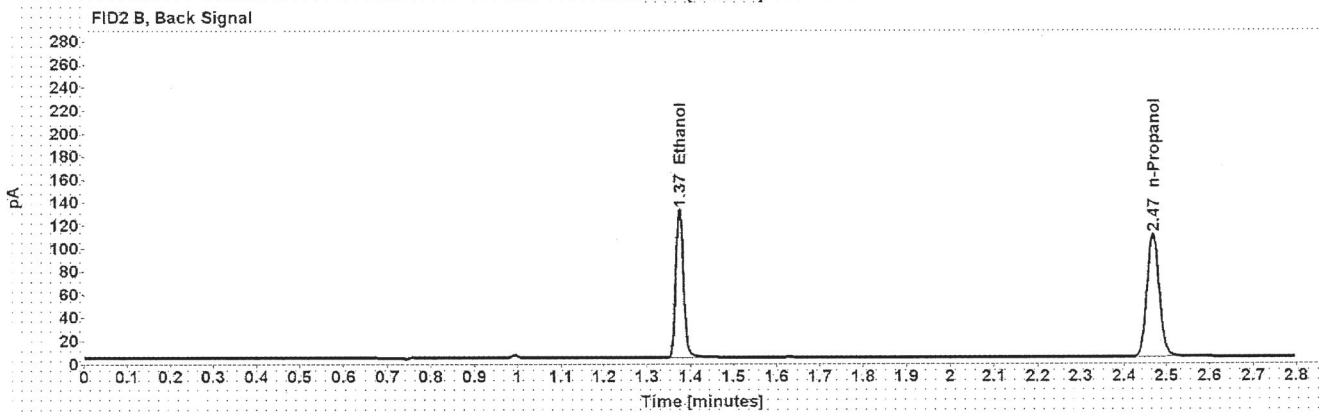
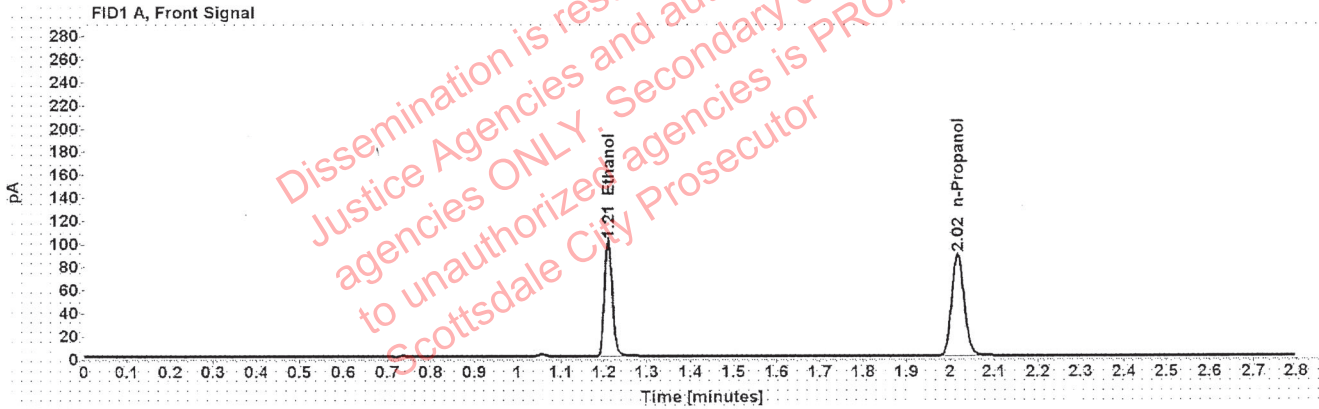


Table 1: FID 1 A (column DB-ALC1)

Compound	Amount (g/100mL)	Time (min)	Peak Area
>Ethanol	0.1984	1.210	128.045
n-Propanol	-----	2.017	175.920

Table 2: FID 2 B (column DB-ALC2)

Compound	Time (min)	Peak Area
Ethanol	1.374	159.948
n-Propanol	2.468	215.810

### Scottsdale Police Department Crime Lab Volatiles Analysis

Sample:	1360520	Vial:	45
Description:		LIMS ID:	
Method:	ethanol quant.M	Sequence:	23Feb21
Instrument:	US14173023 CN14160045	Injection date:	2/23/2021 6:12:27 PM
Data file:	C:\Chem32\1\Data\23Feb21\45.D	Analyst:	Abbott

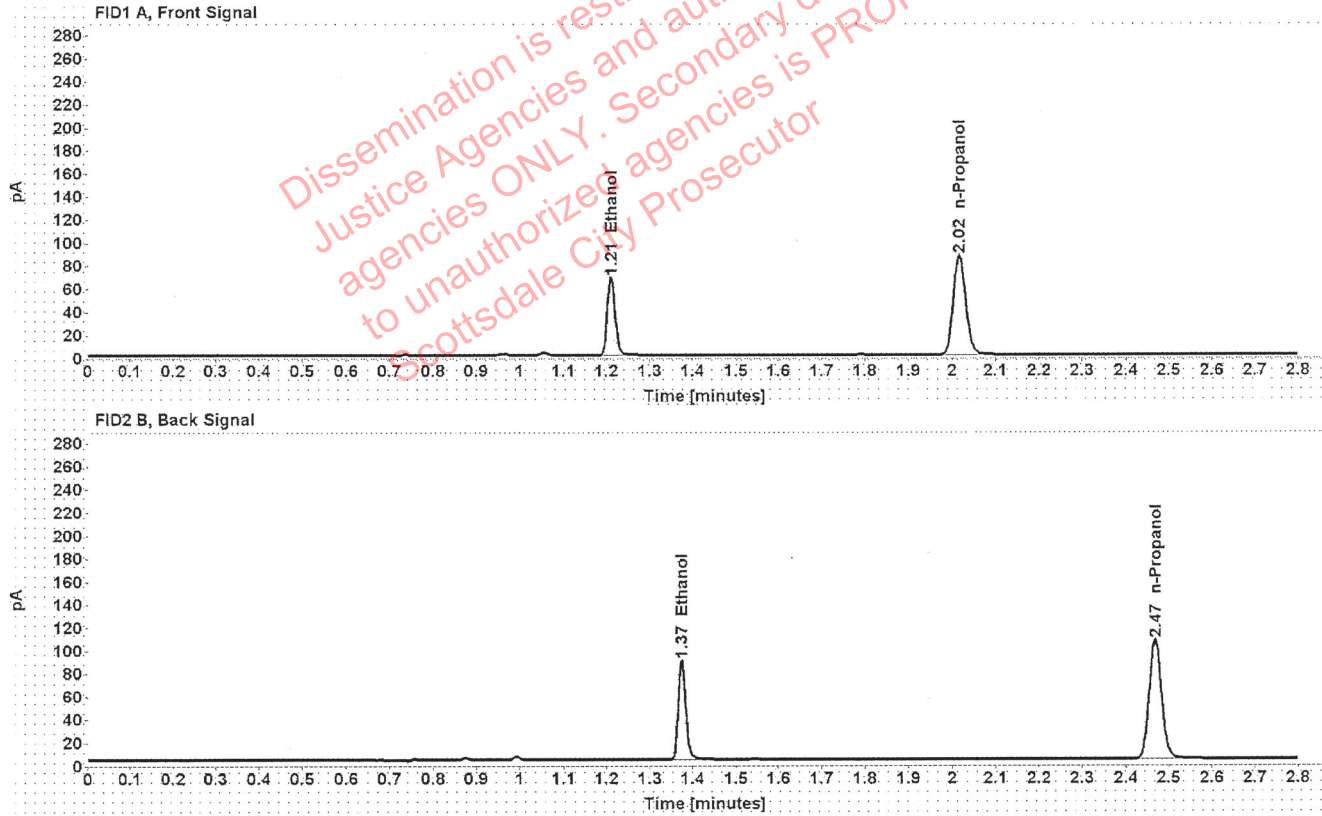


Table 1: FID 1 A (column DB-ALC1)

Compound	Amount (g/100mL)	Time (min)	Peak Area
>Ethanol	0.1375	1.210	86.299
n-Propanol	-----	2.017	171.337

Table 2: FID 2 B (column DB-ALC2)

Compound	Time (min)	Peak Area
Ethanol	1.375	106.793
n-Propanol	2.468	210.808

### Scottsdale Police Department Crime Lab Volatiles Analysis

Sample:	1360520	Vial:	46
Description:		LIMS ID:	
Method:	ethanol quant.M	Sequence:	23Feb21
Instrument:	US14173023 CN14160045	Injection date:	2/23/2021 6:16:26 PM
Data file:	C:\Chem32\1\Data\23Feb21\46.D	Analyst:	Abbott

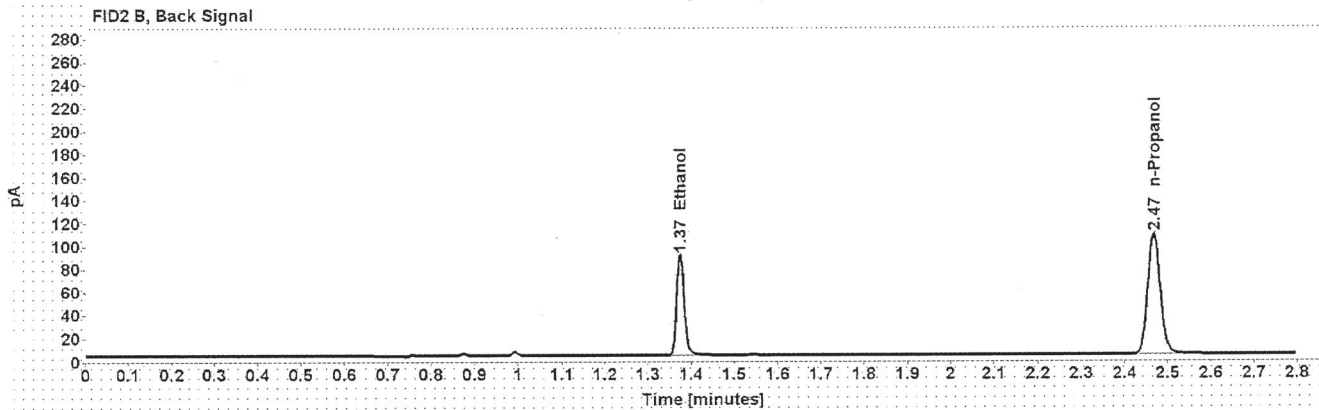
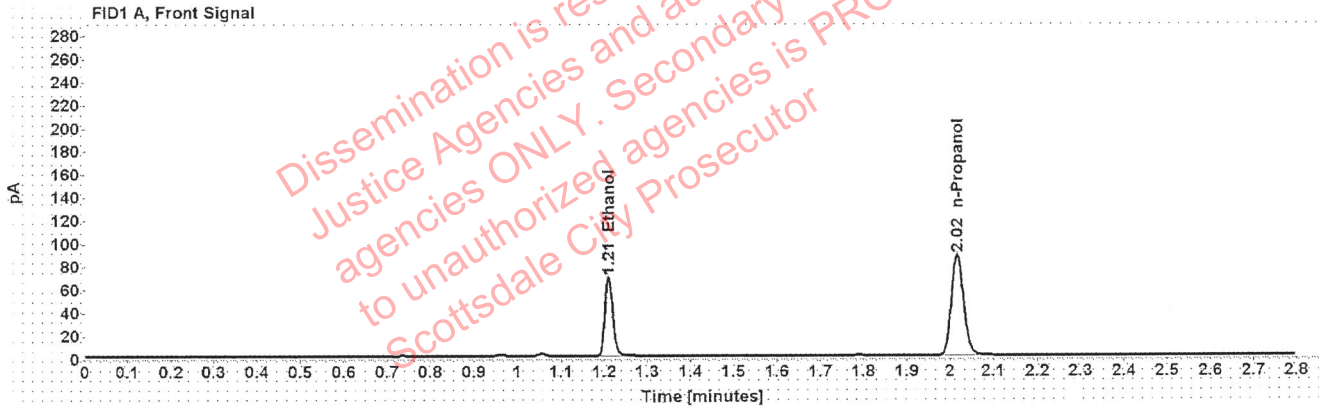


Table 1: FID 1 A (column DB-ALC1)

Compound	Amount (g/100mL)	Time (min)	Peak Area
>Ethanol	0.1375	1.210	87.407
n-Propanol	-----	2.017	173.458

Table 2: FID 2 B (column DB-ALC2)

Compound	Time (min)	Peak Area
Ethanol	1.374	108.218
n-Propanol	2.468	213.095



### Scottsdale Police Department Crime Lab Volatiles Analysis

Sample:	1360980	Vial:	47
Description:	[REDACTED]	LIMS ID:	[REDACTED]
Method:	ethanol quant.M	Sequence:	23Feb21
Instrument:	US14173023 CN14160045	Injection date:	2/23/2021 6:20:28 PM
Data file:	C:\Chem32\1\Data\23Feb21\47.D	Analyst:	Abbott

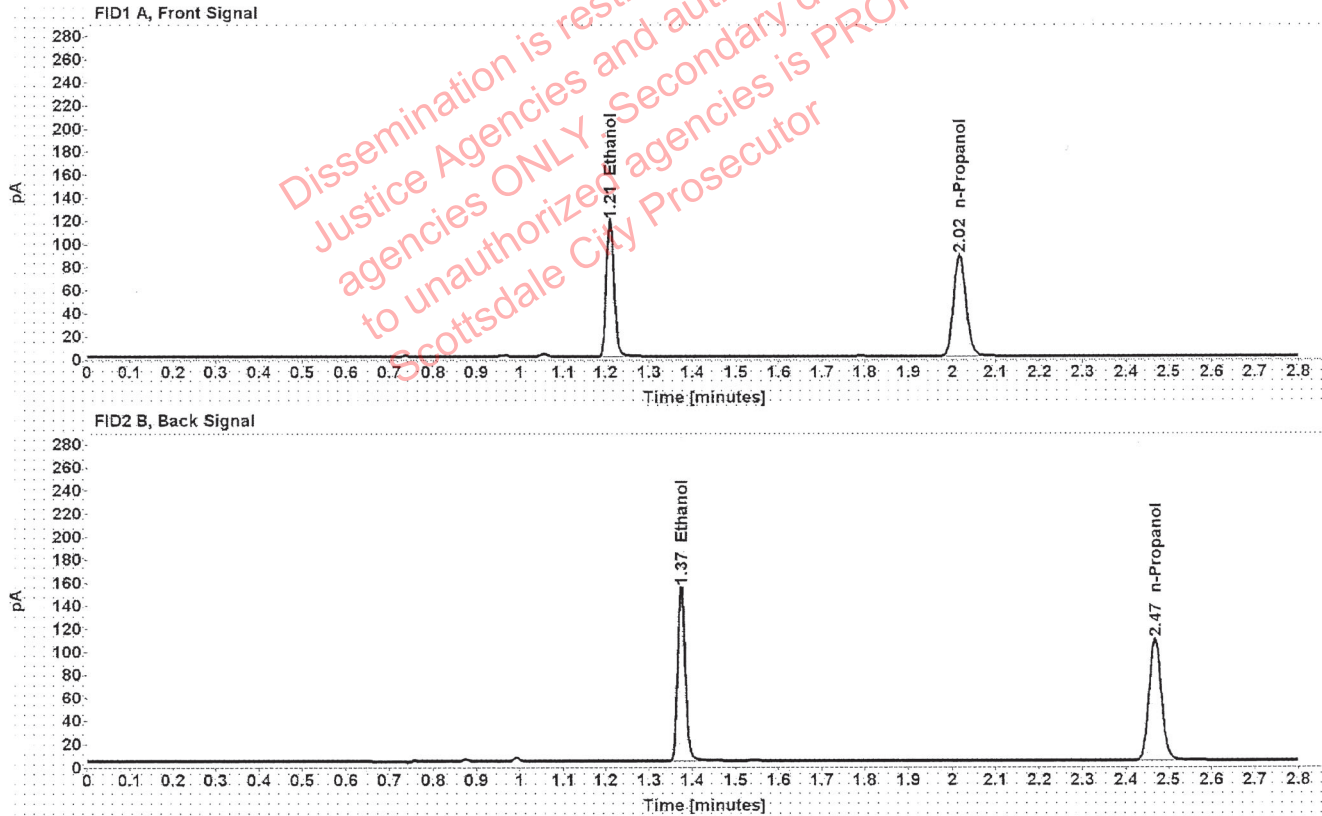


Table 1: FID 1 A (column DB-ALC1)

Compound	Amount (g/100mL)	Time (min)	Peak Area
>Ethanol	0.2344	1.210	150.120
n-Propanol	-----	2.017	174.488

Table 2: FID 2 B (column DB-ALC2)

Compound	Time (min)	Peak Area
Ethanol	1.374	187.116
n-Propanol	2.468	214.395

[REDACTED]: Abbott, Lori - (24-Feb-2021)

Case: [REDACTED] User: LAbbott 2/24/2021

### Scottsdale Police Department Crime Lab Volatiles Analysis

Sample:	1360980	Vial:	48
Description:	[REDACTED]	LIMS ID:	[REDACTED]
Method:	ethanol quant.M	Sequence:	23Feb21
Instrument:	US14173023 CN14160045	Injection date:	2/23/2021 6:24:28 PM
Data file:	C:\Chem32\1\Data\23Feb21\48.D	Analyst:	Abbott

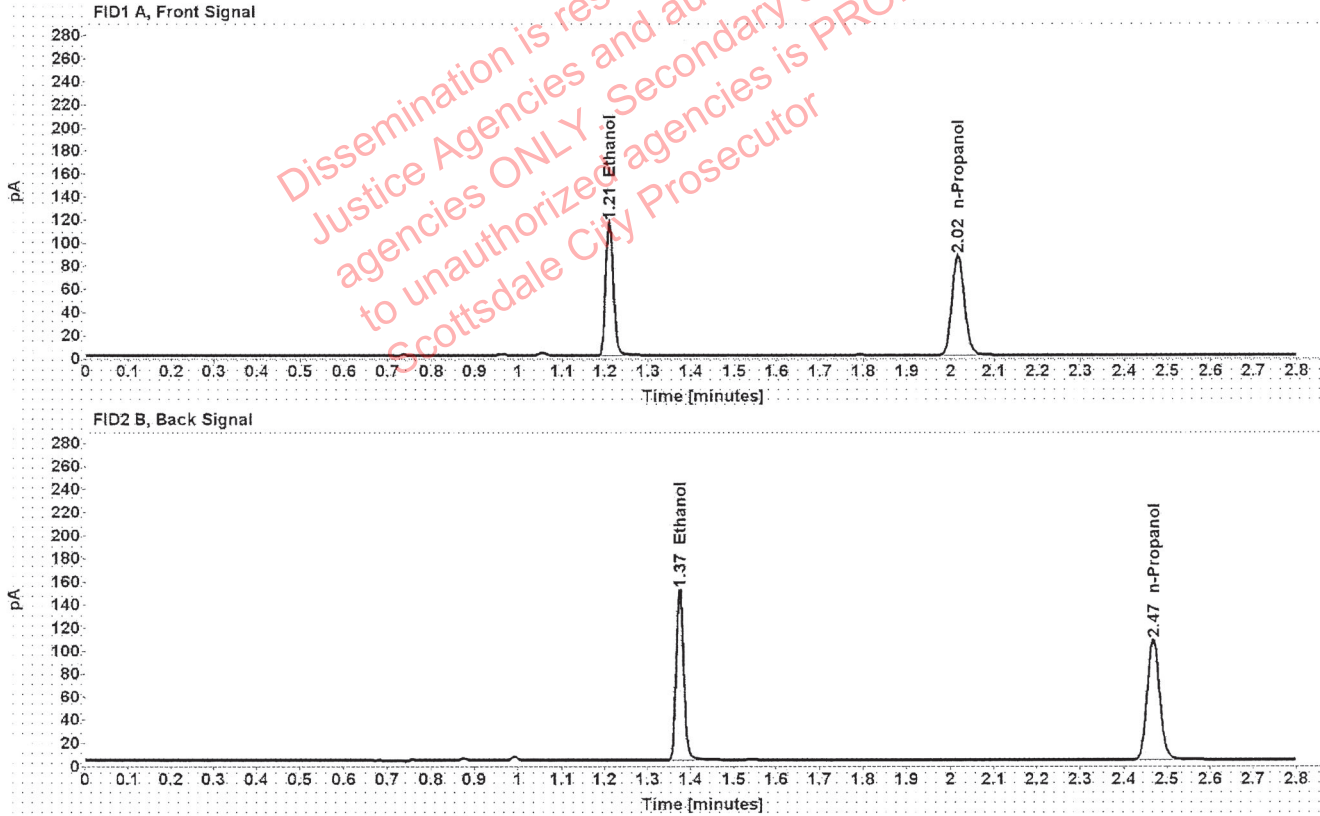


Table 1: FID 1 A (column DB-ALC1)

Compound	Amount (g/100mL)	Time (min)	Peak Area
>Ethanol	0.2328	1.210	147.502
n-Propanol	-----	2.017	172.608

Table 2: FID 2 B (column DB-ALC2)

Compound	Time (min)	Peak Area
Ethanol	1.374	183.810
n-Propanol	2.468	212.145

### Scottsdale Police Department Crime Lab Volatiles Analysis

Sample:	1359225	Vial:	49
Description:		LIMS ID:	
Method:	ethanol quant.M	Sequence:	23Feb21
Instrument:	US14173023 CN14160045	Injection date:	2/23/2021 6:28:41 PM
Data file:	C:\Chem32\1\Data\23Feb21\49.D	Analyst:	Abbott

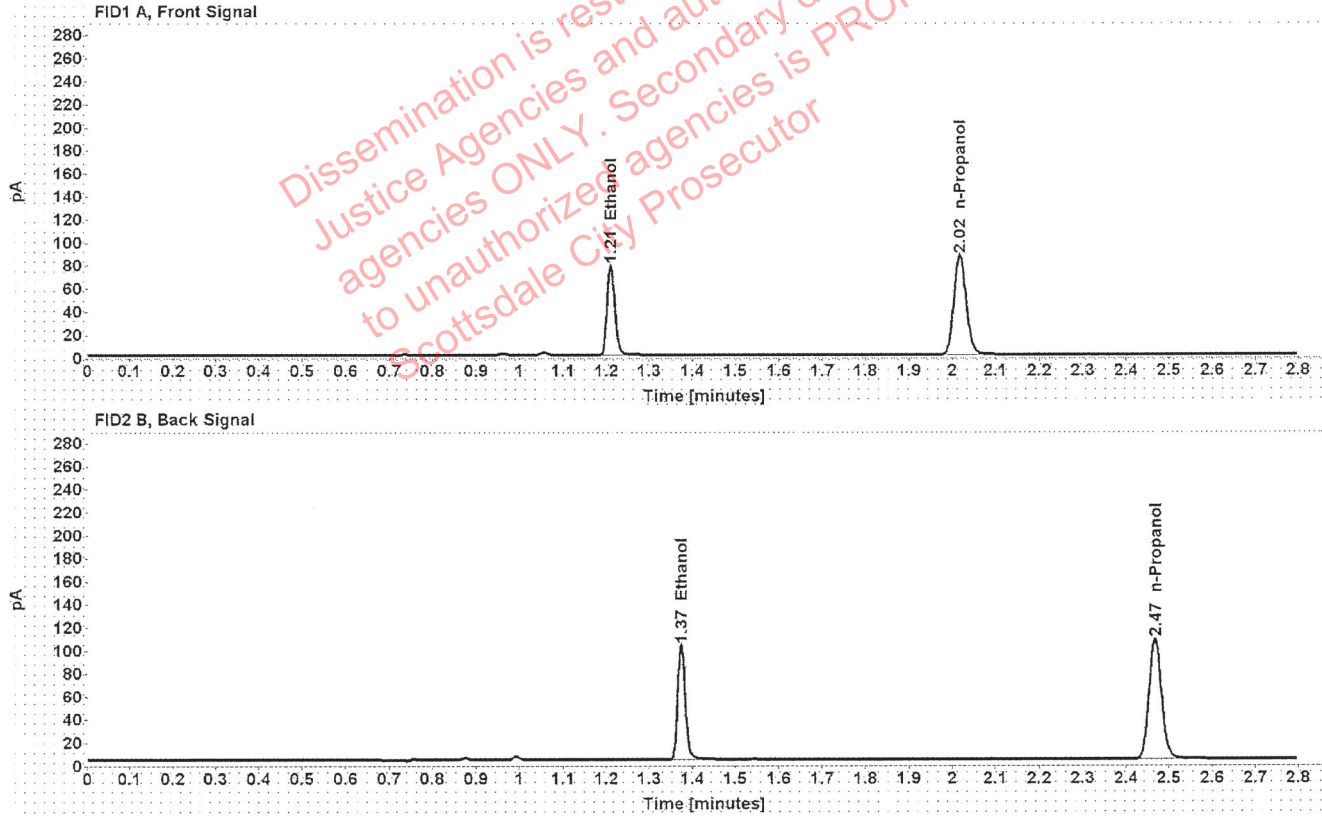


Table 1: FID 1 A (column DB-ALC1)

Compound	Amount (g/100mL)	Time (min)	Peak Area
>Ethanol	0.1574	1.210	99.487
n-Propanol	-----	2.017	172.403

Table 2: FID 2 B (column DB-ALC2)

Compound	Time (min)	Peak Area
Ethanol	1.375	123.408
n-Propanol	2.468	211.580

### Scottsdale Police Department Crime Lab Volatiles Analysis

Sample:	1359225	Vial:	50
Description:	[REDACTED]	LIMS ID:	[REDACTED]
Method:	ethanol quant.M	Sequence:	23Feb21
Instrument:	US14173023 CN14160045	Injection date:	2/23/2021 6:32:42 PM
Data file:	C:\Chem32\1\Data\23Feb21\50.D	Analyst:	Abbott

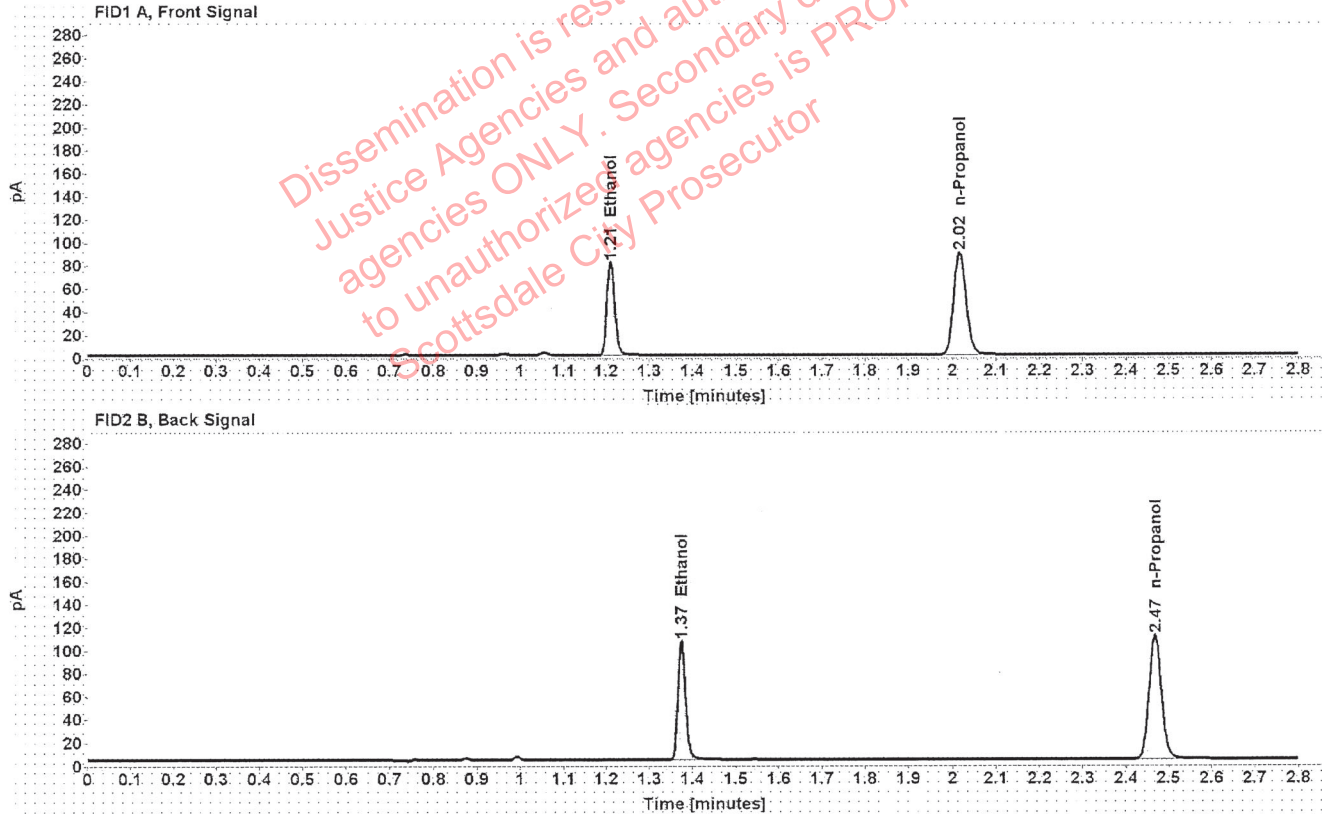


Table 1: FID 1 A (column DB-ALC1)

Compound	Amount (g/100mL)	Time (min)	Peak Area
>Ethanol	0.1586	1.210	103.191
n-Propanol	-----	2.017	177.491

Table 2: FID 2 B (column DB-ALC2)

Compound	Time (min)	Peak Area
Ethanol	1.374	127.900
n-Propanol	2.468	217.879

### Scottsdale Police Department Crime Lab Volatiles Analysis

The correct item number is  
1360233. LA 02/24/21

Sample:	1360228	Vial:	51
Description:		LIMS ID:	
Method:	ethanol quant.M	Sequence:	23Feb21
Instrument:	US14173023 CN14160045	Injection date:	2/23/2021 6:36:42 PM
Data file:	C:\Chem32\1\Data\23Feb21\51.D	Analyst:	Abbott

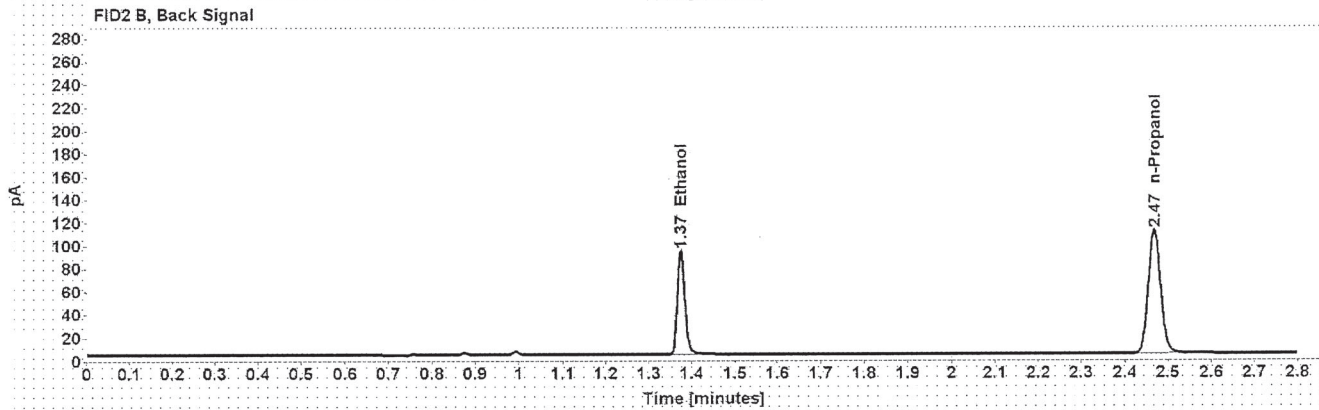
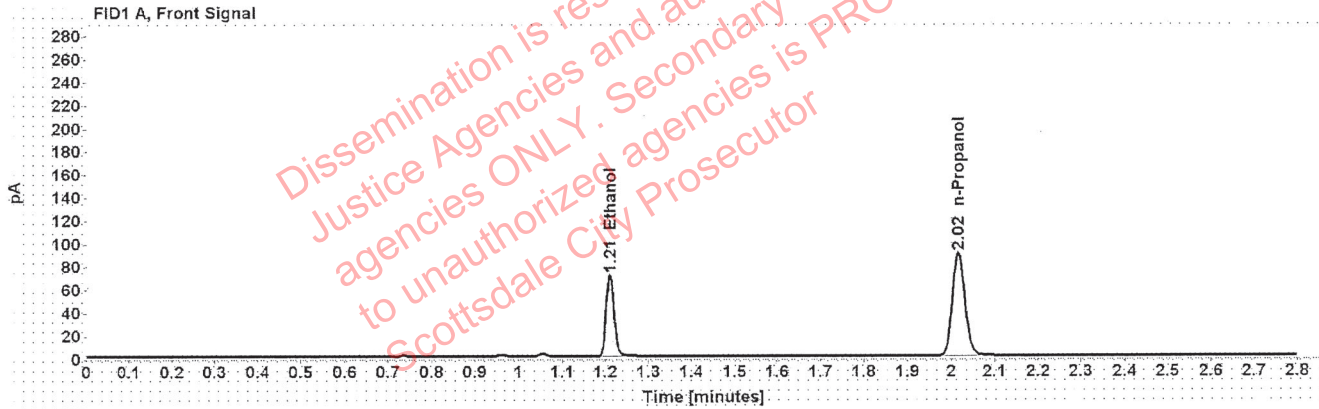


Table 1: FID 1 A (column DB-ALC1)

Compound	Amount (g/100mL)	Time (min)	Peak Area
>Ethanol	0.1381	1.210	89.985
n-Propanol	-----	2.017	177.914

Table 2: FID 2 B (column DB-ALC2)

Compound	Time (min)	Peak Area
Ethanol	1.375	111.360
n-Propanol	2.468	217.784

### Scottsdale Police Department Crime Lab Volatiles Analysis

The correct item number  
is 1360233. LA 02/24/21

Sample:	1360228	Vial:	52
Description:	[REDACTED]	LIMS ID:	[REDACTED]
Method:	ethanol quant.M	Sequence:	23Feb21
Instrument:	US14173023 CN14160045	Injection date:	2/23/2021 6:40:41 PM
Data file:	C:\Chem32\1\Data\23Feb21\52.D	Analyst:	Abbott

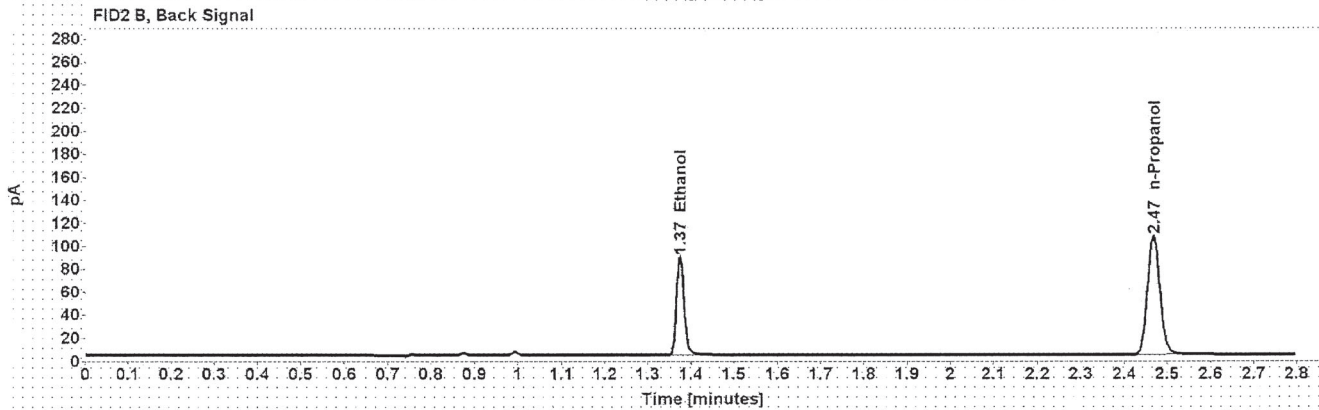
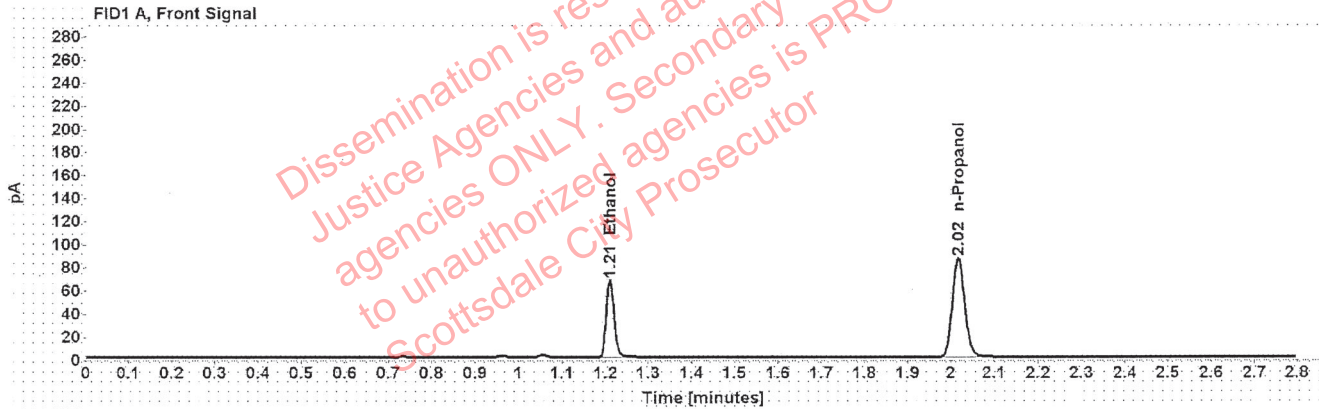


Table 1: FID 1 A (column DB-ALC1)

Compound	Amount (g/100mL)	Time (min)	Peak Area
>Ethanol	0.1368	1.211	85.535
n-Propanol	-----	2.017	170.708

Table 2: FID 2 B (column DB-ALC2)

Compound	Time (min)	Peak Area
Ethanol	1.375	105.830
n-Propanol	2.468	208.954