

SCOTTSDALE POLICE DEPARTMENT CRIME LABORATORY BLOOD ALCOHOL FACE SHEET

ANALYSIS DATE 04/28/2021 SEQUENCE NAME 28Apr21

EQUIPMENT

Pipettor Hamilton ML600EH7497 Hamilton ML600GJ10749
 Gas Chromatograph Agilent US14173023

INSTRUMENT CALIBRATION

Vial 1 0.02 calibrator Lot FN06141806 Coefficient of determination (r²)
 Vial 2 0.10 calibrator Lot FN05311902 0.99999
 Vial 3 0.20 calibrator Lot FN05101903
 Vial 4 0.40 calibrator Lot FN10051906

CALIBRATION VERIFICATION AND RESOLUTION TEST


Vial	Sample	Expected result	Measured result	Manufacturer/lot
5	Blank	Not detected	Not detected	SPD lab 031021AQ
6	Volatiles mixture	6 compounds	6 compounds	SPD lab 070819MIX
7	Aqueous control	0.400 g/dL	0.402 g/dL	Lipomed 11092018-A
8	Aqueous control	0.040 g/dL	0.040 g/dL	Lipomed 14082019-B
9	Blood control	0.200 g/dL	0.206 g/dL	ACQ 4101018274/9
20	Aqueous control	0.080 g/dL	0.082 g/dL	Lipomed 03102016-A/1
31	Aqueous control	0.080 g/dL	0.080 g/dL	Lipomed 03102016-A/1
42	Blood control	0.200 g/dL	0.204 g/dL	ACQ 4101018274/9
53	Aqueous control	0.080 g/dL	0.080 g/dL	Lipomed 03102016-A/1
64	Aqueous control	0.080 g/dL	0.081 g/dL	Lipomed 03102016-A/1
75	Blood control	0.200 g/dL	0.204 g/dL	ACQ 4101018274/9
86	Aqueous control	0.400 g/dL	0.405 g/dL	Lipomed 11092018-A
87	Aqueous control	0.040 g/dL	0.040 g/dL	Lipomed 14082019-B
88	Blood control	0.200 g/dL	0.204 g/dL	ACQ 4101018274/9
89	Blank	Not detected	Not detected	SPD lab 111020WB

SUBJECT SAMPLES

Subjects in the sequence 35 Subjects requiring reanalysis 0

ADDITIONAL NOTES: All testing proceeded as expected.

Run valid
 Run invalid


 Analyst

Run valid
 Run invalid


 Technical Reviewer

Scottsdale Police Department Crime Laboratory Sequence Quality Assurance Summary

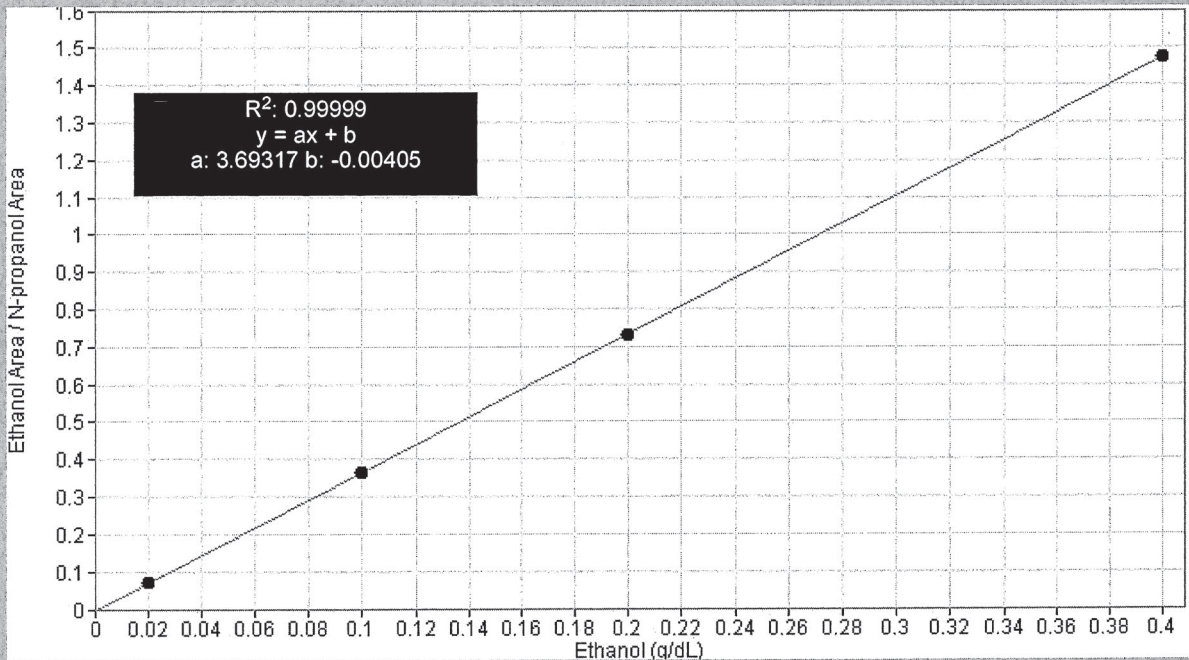
SEQUENCE NAME: 28Apr21

ANALYST: Abbott *dr*

Sample Name	Vial	Measured Value (g/dL)	Expected Value (g/dL)	Percent Difference	Absolute Difference (g/dL)
blank 031021AQ	5	negative	negative	-	-
0.400 11092018-A	7	0.402	0.400	0.50	0.002
0.040 14082019-B	8	0.040	0.040	0.00	0.000
0.200 4101018274/9	9	0.206	0.200	3.00	0.006
0.080 03102016-A/1	20	0.082	0.080	2.50	0.002
0.080 03102016-A/1	31	0.080	0.080	0.00	0.000
0.200 4101018274/9	42	0.204	0.200	2.00	0.004
0.080 03102016-A/1	53	0.080	0.080	0.00	0.000
0.080 03102016-A/1	64	0.081	0.080	1.25	0.001
0.200 4101018274/9	75	0.204	0.200	2.00	0.004
0.400 11092018-A	86	0.405	0.400	1.25	0.005
0.040 14082019-B	87	0.040	0.040	0.00	0.000
0.200 4101018274/9	88	0.204	0.200	2.00	0.004
blank 111020WB	89	negative	negative	-	-

Calibrator	Ethanol Area	N-propanol Area	Ratio
0.020	11.507	162.206	0.071
0.100	59.361	162.217	0.366
0.200	118.515	162.033	0.731
0.400	246.536	167.192	1.475

Calibration Line



Scottsdale Police Department Crime Lab Volatiles Analysis

Sample: FN06141806	Vial: 1
Description: 0.020 calibrator	Sequence: 28Apr21
Method: ethanol quant.M	Injection date: 4/28/2021 4:35:17 PM
Instrument: US14173023 CN14160045	Analyst: Abbott <i>DA</i>
Data file: C:\Chem32\1\Data\28Apr21\1.D	

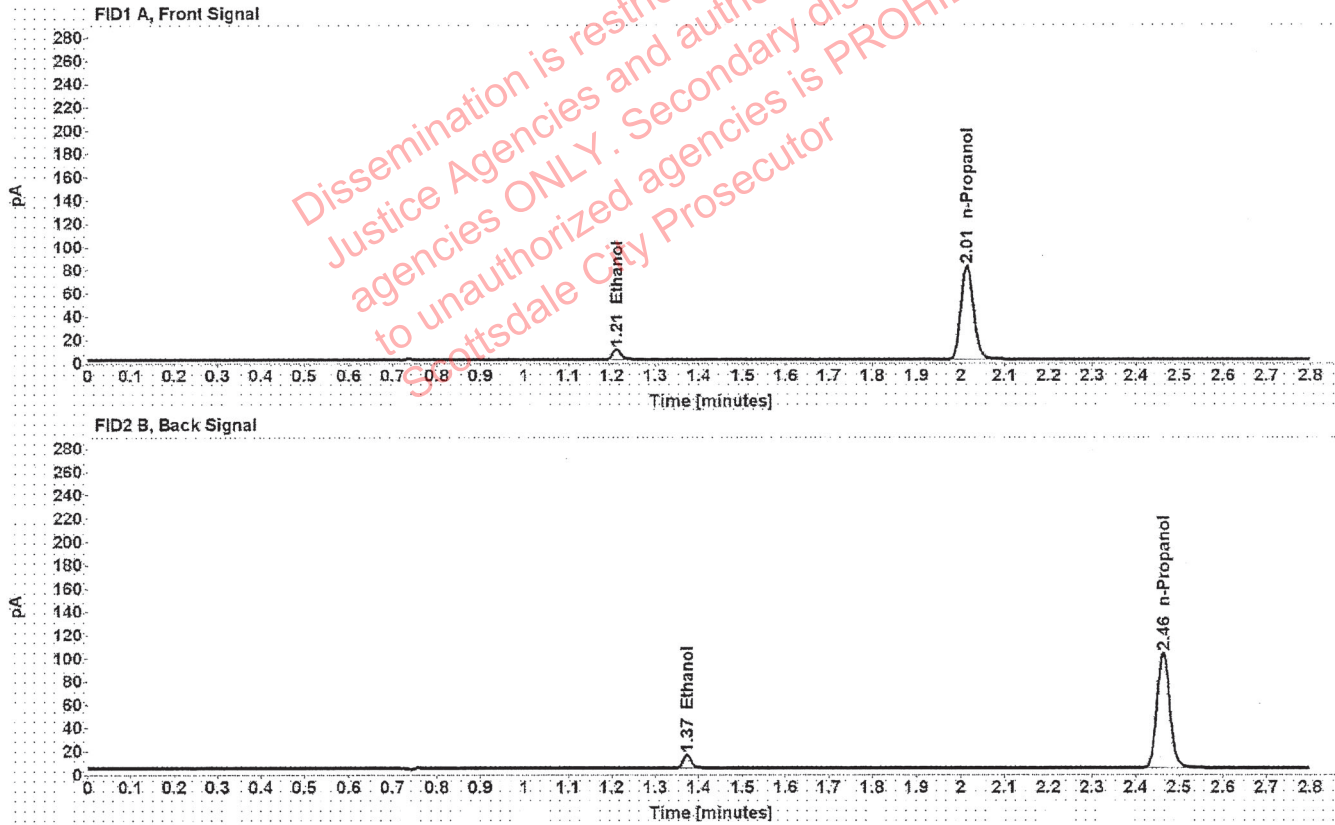


Table 1: FID 1 A (column DB-ALC1)

Compound	Time (min)	Peak Area
Ethanol	1.211	11.507
n-Propanol	2.014	162.206

Table 2: FID 2 B (column DB-ALC2)

Compound	Time (min)	Peak Area
Ethanol	1.373	14.240
n-Propanol	2.464	200.162

Scottsdale Police Department Crime Lab Volatiles Analysis

Sample: FN05311902	Vial: 2
Description: 0.100 calibrator	Sequence: 28Apr21
Method: ethanol quant.M	Injection date: 4/28/2021 4:39:17 PM
Instrument: US14173023 CN14160045	Analyst: Abbott <i>RA</i>
Data file: C:\Chem32\1\Data\28Apr21\2.D	

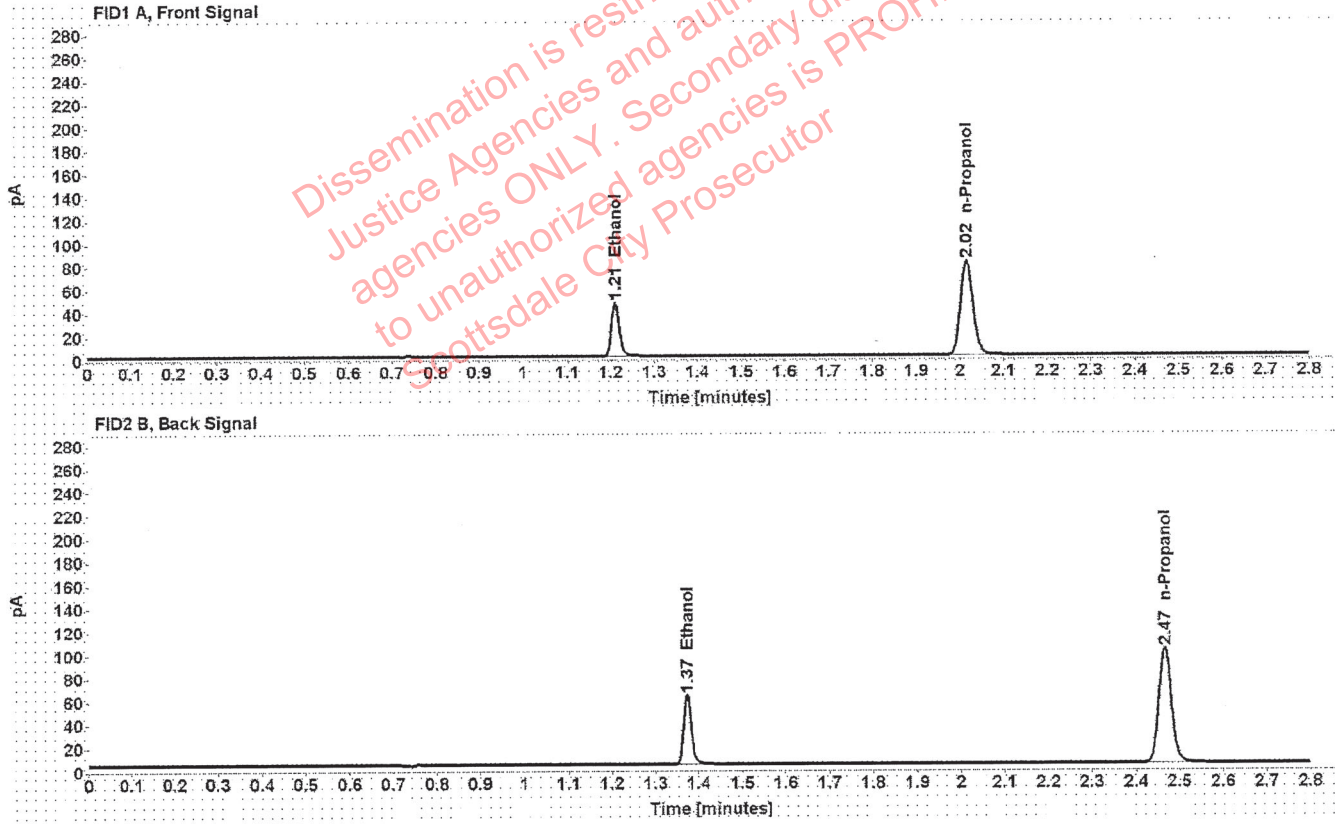


Table 1: FID 1 A (column DB-ALC1)

Compound	Time (min)	Peak Area
Ethanol	1.210	59.361
n-Propanol	2.015	162.217

Table 2: FID 2 B (column DB-ALC2)

Compound	Time (min)	Peak Area
Ethanol	1.373	73.867
n-Propanol	2.466	200.562

Scottsdale Police Department Crime Lab Volatiles Analysis

Sample: FN05101903	Vial: 3
Description: 0.200 calibrator	Sequence: 28Apr21
Method: ethanol quant.M	Injection date: 4/28/2021 4:43:17 PM
Instrument: US14173023 CN14160045	Analyst: Abbott
Data file: C:\Chem32\1\Data\28Apr21\3.D	

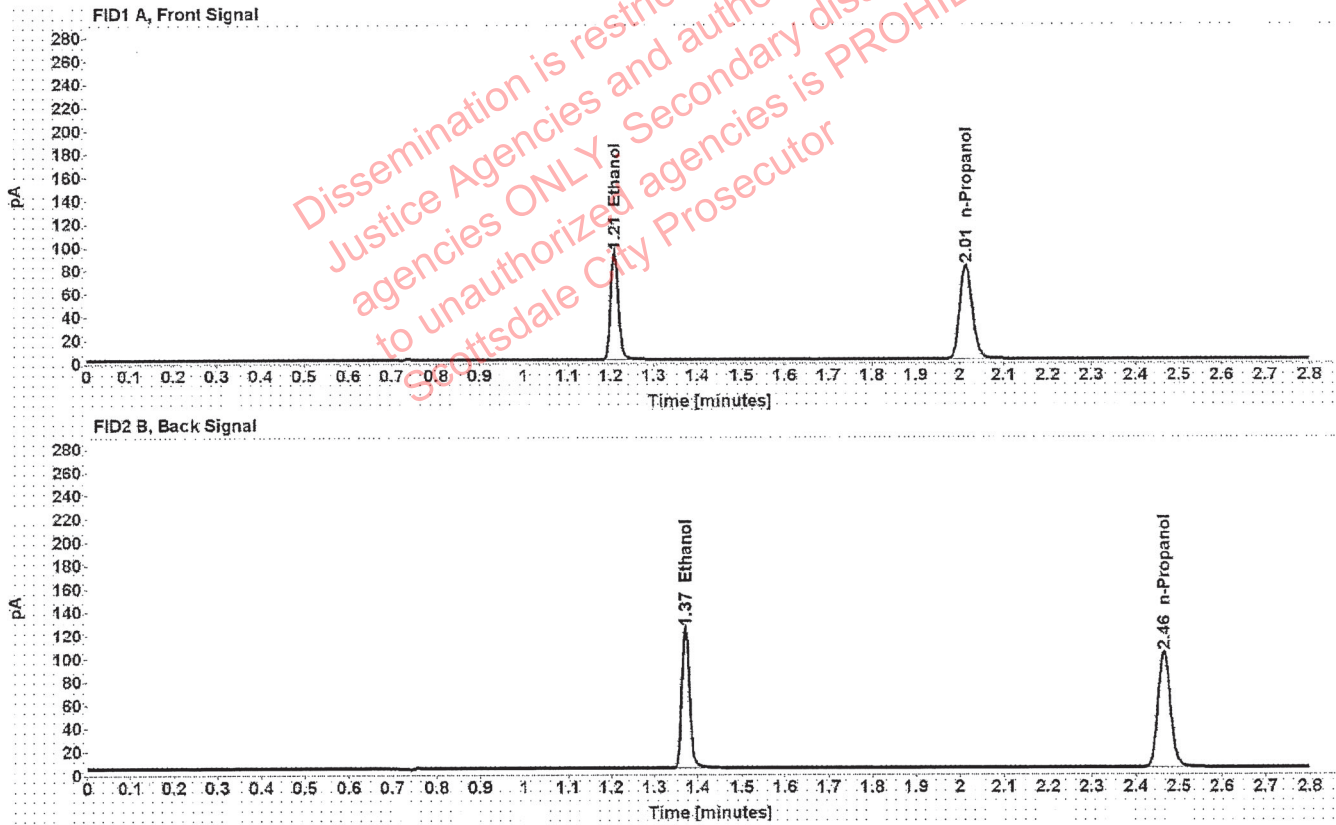


Table 1: FID 1 A (column DB-ALC1)

Compound	Time (min)	Peak Area
Ethanol	1.208	118.515
n-Propanol	2.015	162.033

Table 2: FID 2 B (column DB-ALC2)

Compound	Time (min)	Peak Area
Ethanol	1.372	147.553
n-Propanol	2.465	200.467

Scottsdale Police Department Crime Lab Volatiles Analysis

Sample: FN10051906	Vial: 4
Description: 0.400 calibrator	Sequence: 28Apr21
Method: ethanol quant.M	Injection date: 4/28/2021 4:47:17 PM
Instrument: US14173023 CN14160045	Analyst: Abbott <i>DA</i>
Data file: C:\Chem32\1\Data\28Apr21\4.D	

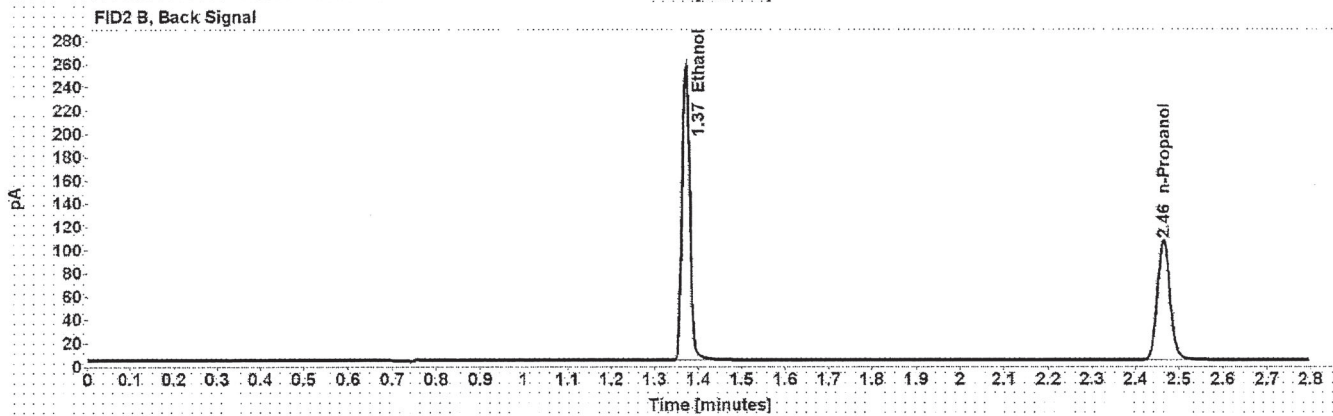
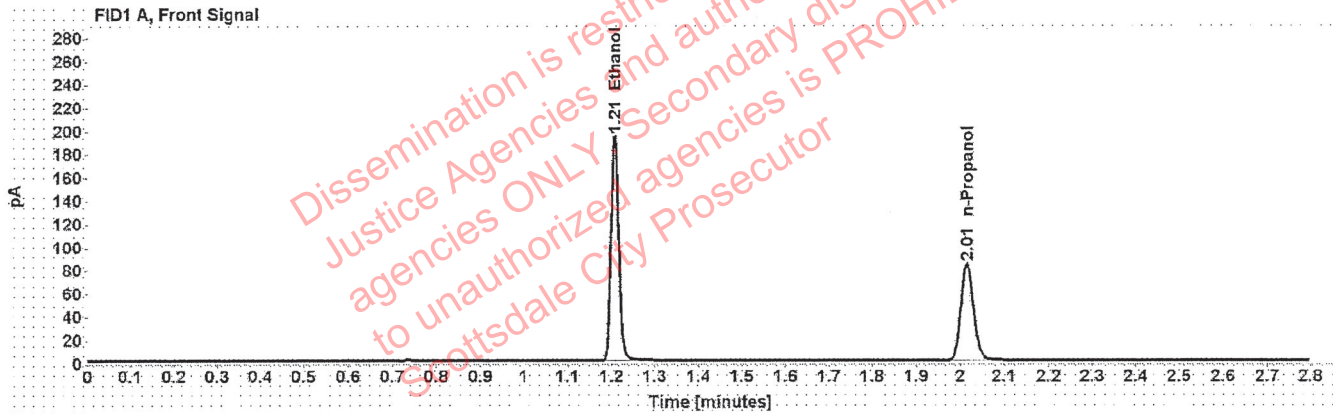


Table 1: FID 1 A (column DB-ALC1)

Compound	Time (min)	Peak Area
Ethanol	1.208	246.536
n-Propanol	2.015	167.192

Table 2: FID 2 B (column DB-ALC2)

Compound	Time (min)	Peak Area
Ethanol	1.371	308.411
n-Propanol	2.465	207.223

Scottsdale Police Department Crime Lab Volatiles Analysis

Sample: 031021AQ	Vial: 5
Description: Negative	LIMS ID:
Method: ethanol quant.M	Sequence: 28Apr21
Instrument: US14173023 CN14160045	Injection date: 4/28/2021 4:51:17 PM
Data file: C:\Chem32\1\Data\28Apr21\5.D	Analyst: Abbott <i>JA</i>

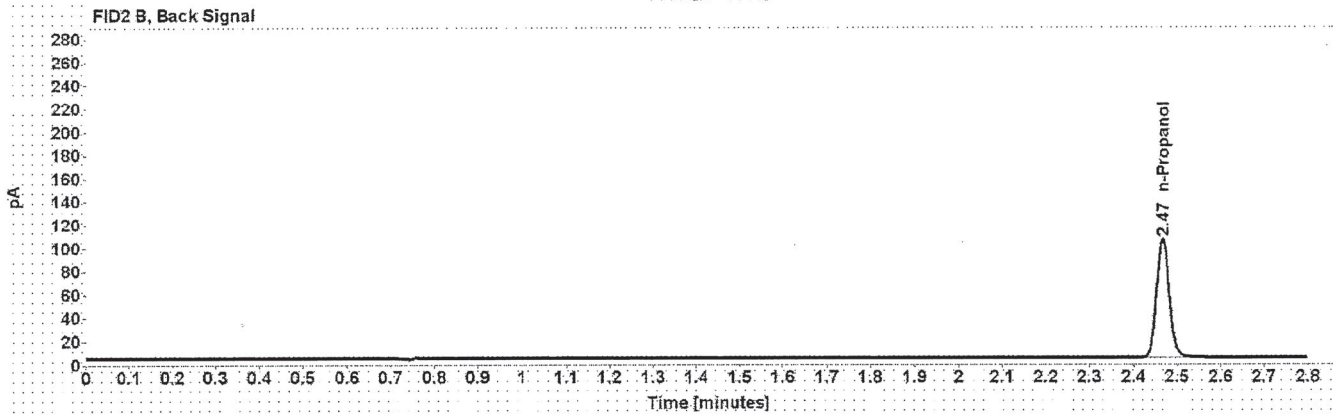


Table 1: FID 1 A (column DB-ALC1)

Compound	Amount (g/100mL)	Time (min)	Peak Area
n-Propanol	-----	2.016	167.183

Table 2: FID 2 B (column DB-ALC2)

Compound	Time (min)	Peak Area
n-Propanol	2.467	206.946

Scottsdale Police Department Crime Lab Volatiles Analysis

Sample: 070819MIX	Vial: 6
Description: Volatiles mix	LIMS ID:
Method: ethanol quant.M	Sequence: 28Apr21
Instrument: US14173023 CN14160045	Injection date: 4/28/2021 4:55:17 PM
Data file: C:\Chem32\1\Data\28Apr21\6.D	Analyst: Abbott <i>JA</i>

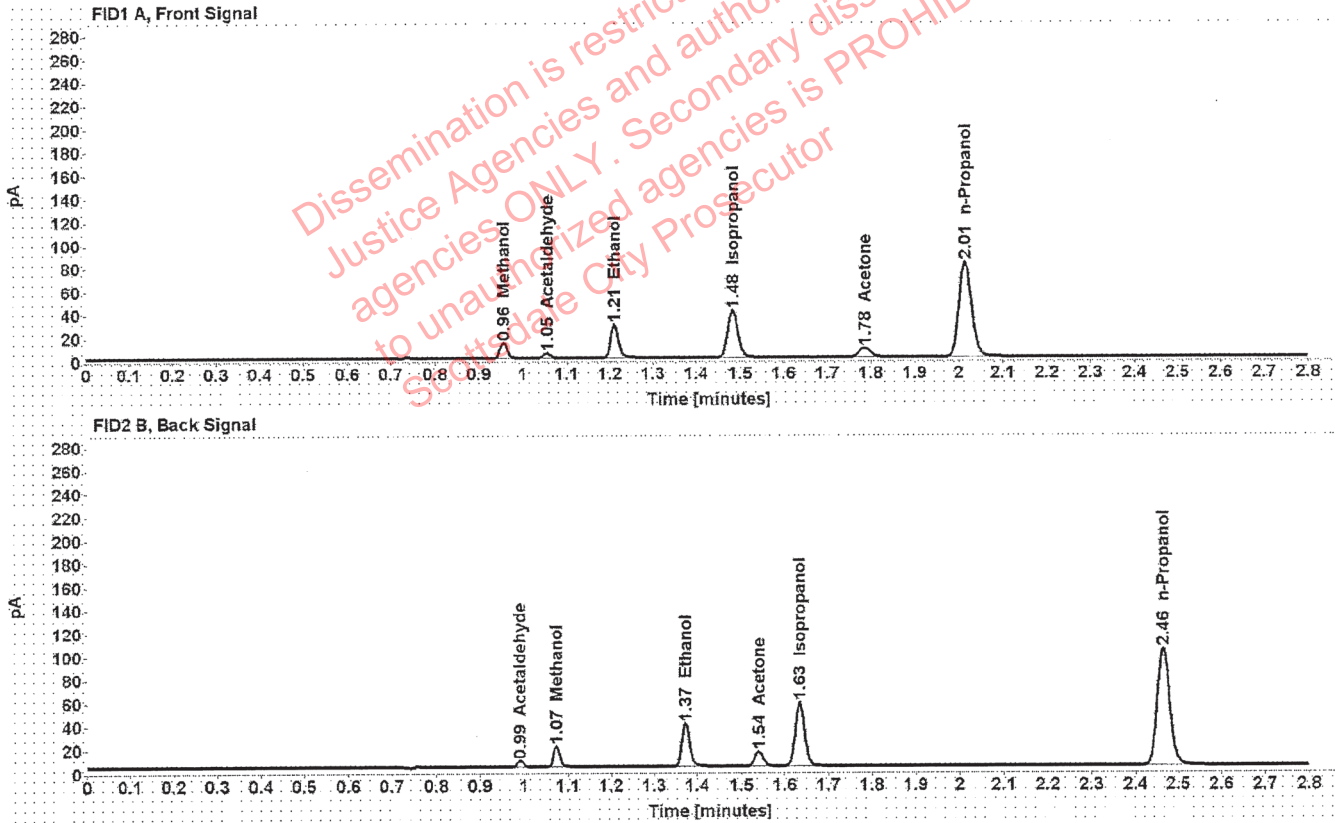


Table 1: FID 1 A (column DB-ALC1)

Compound	Amount (g/100mL)	Time (min)	Peak Area
Methanol	-----	0.956	14.919
Acetaldehyde	-----	1.055	3.965
>Ethanol	0.0620	1.210	36.873
Isopropanol	-----	1.483	64.848
Acetone	-----	1.785	13.246
n-Propanol	-----	2.015	163.879

Table 2: FID 2 B (column DB-ALC2)

Compound	Time (min)	Peak Area
Acetaldehyde	0.991	5.239
Methanol	1.074	18.977
Ethanol	1.372	45.832
Acetone	1.540	16.386
Isopropanol	1.634	82.777
n-Propanol	2.465	203.194

Scottsdale Police Department Crime Lab Volatiles Analysis

Sample: 11092018-A	Vial: 7
Description: 0.400	LIMS ID:
Method: ethanol quant.M	Sequence: 28Apr21
Instrument: US14173023 CN14160045	Injection date: 4/28/2021 4:59:32 PM
Data file: C:\Chem32\1\Data\28Apr21\7.D	Analyst: Abbott DA

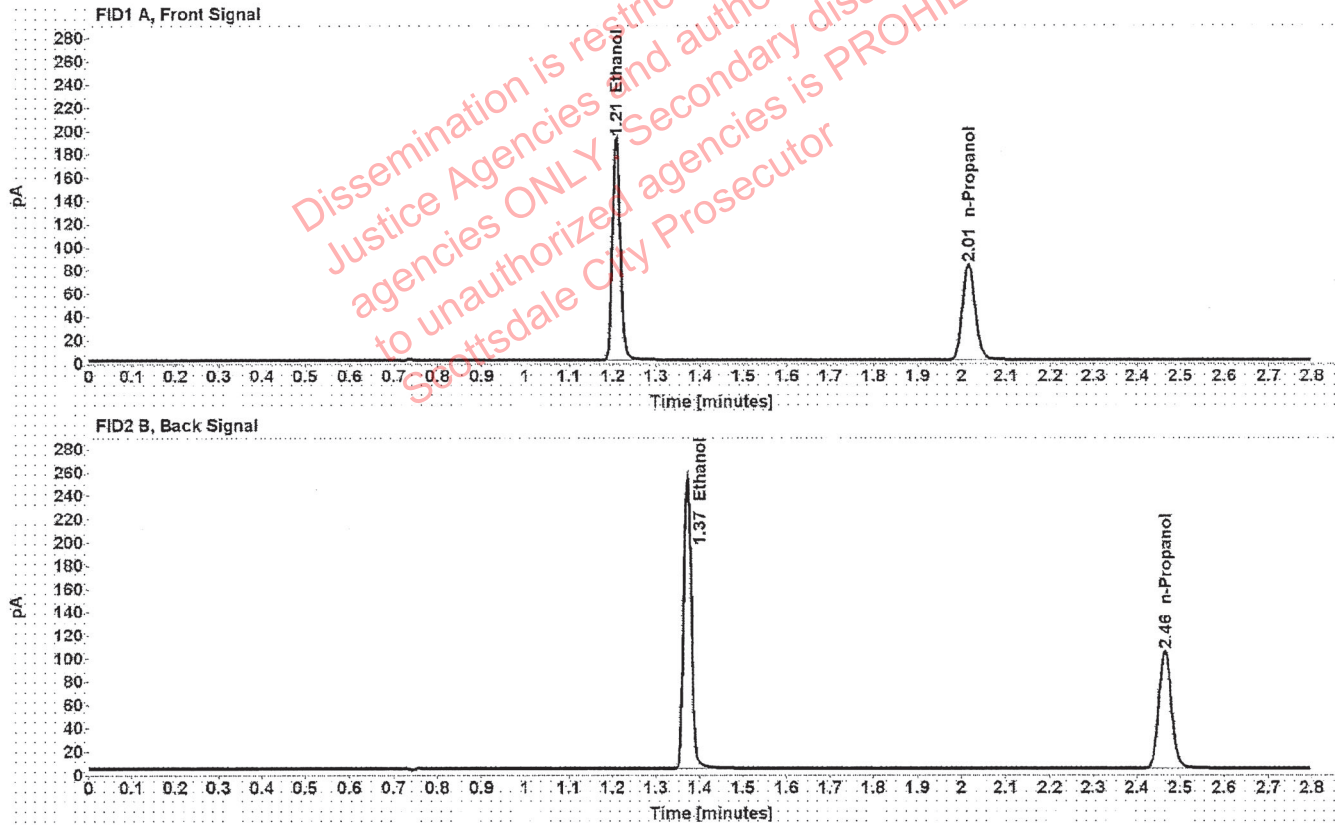


Table 1: FID 1 A (column DB-ALC1)

Compound	Amount (g/100mL)	Time (min)	Peak Area
>Ethanol	0.4021	1.208	243.781
n-Propanol	-----	2.015	164.599

Table 2: FID 2 B (column DB-ALC2)

Compound	Time (min)	Peak Area
Ethanol	1.371	305.074
n-Propanol	2.465	204.046

Scottsdale Police Department Crime Lab Volatiles Analysis

Sample: 14082019-B	Vial: 8
Description: 0.040	LIMS ID:
Method: ethanol quant.M	Sequence: 28Apr21
Instrument: US14173023 CN14160045	Injection date: 4/28/2021 5:03:32 PM
Data file: C:\Chem32\1\Data\28Apr21\8.D	Analyst: Abbott <i>AB</i>

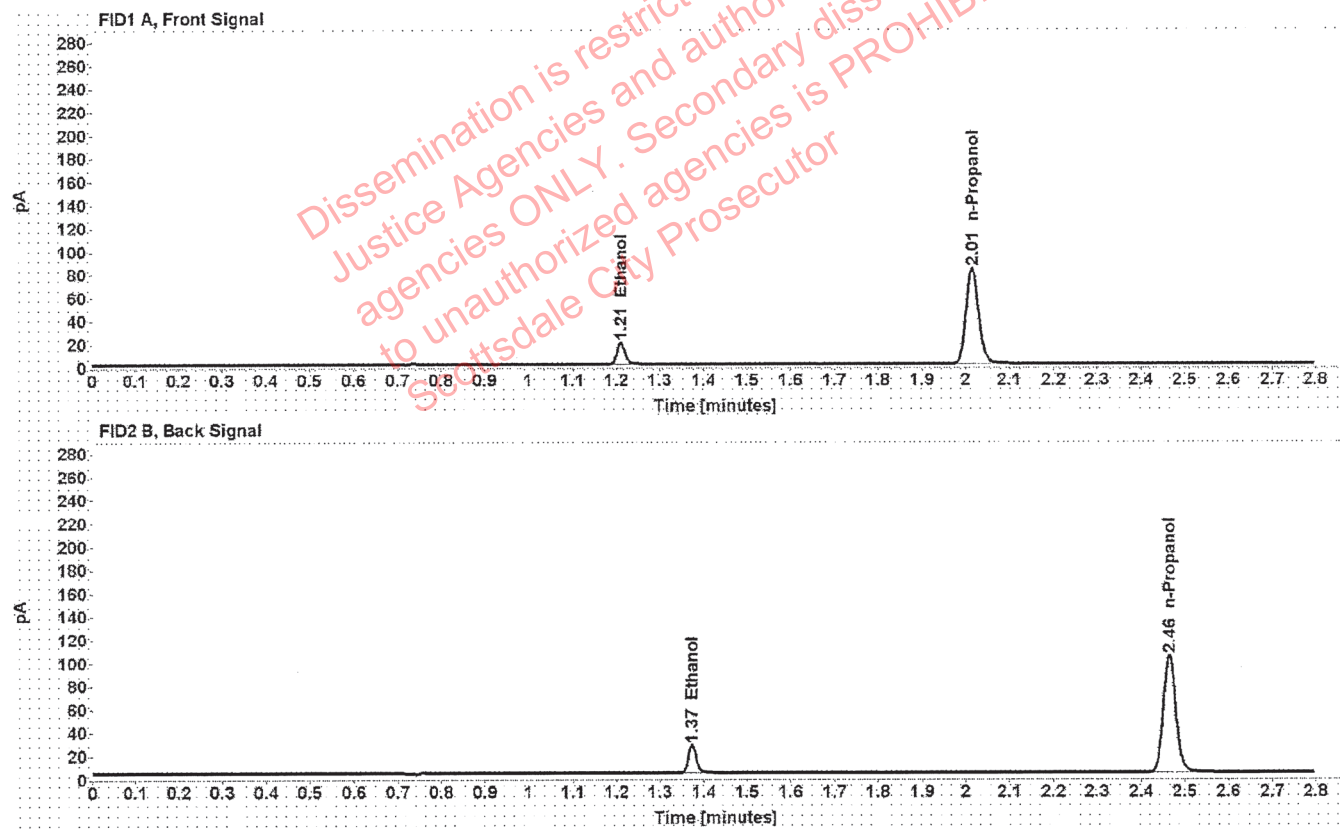


Table 1: FID 1 A (column DB-ALC1)

Compound	Amount (g/100mL)	Time (min)	Peak Area
>Ethanol	0.0405	1.210	23.968
n-Propanol	-----	2.015	164.670

Table 2: FID 2 B (column DB-ALC2)

Compound	Time (min)	Peak Area
Ethanol	1.373	29.800
n-Propanol	2.464	203.740

Scottsdale Police Department Crime Lab Volatiles Analysis

Sample: 4101018274/9	Vial: 9
Description: 0.200	LIMS ID:
Method: ethanol quant.M	Sequence: 28Apr21
Instrument: US14173023 CN14160045	Injection date: 4/28/2021 5:07:32 PM
Data file: C:\Chem32\1\Data\28Apr21\9.D	Analyst: Abbott <i>JA</i>

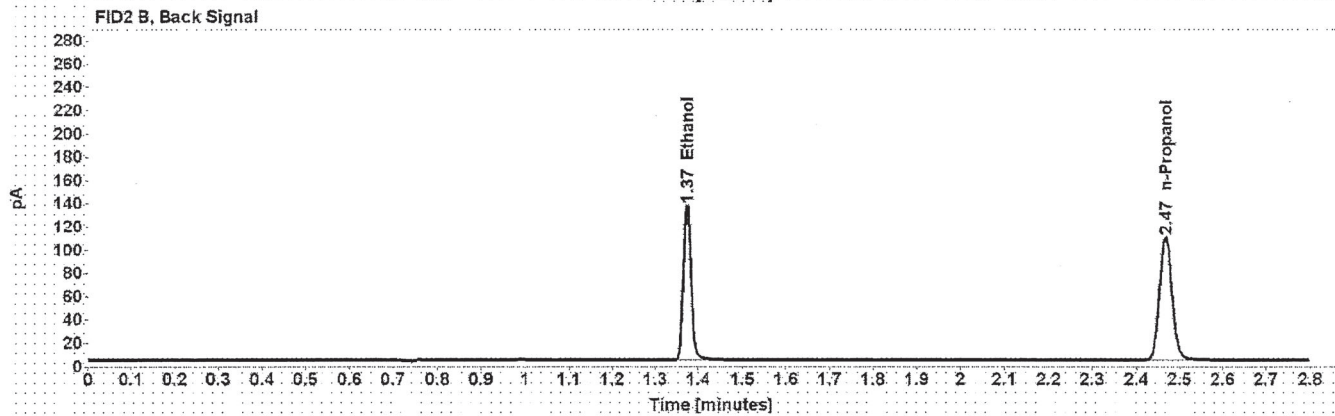
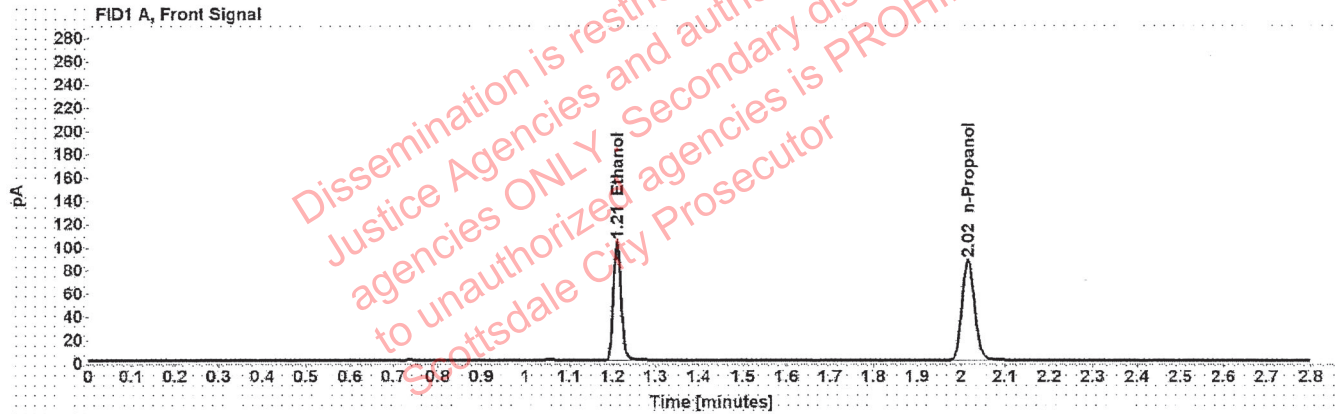


Table 1: FID 1 A (column DB-ALC1)

Compound	Amount (g/100mL)	Time (min)	Peak Area
>Ethanol	0.2063	1.210	131.169
n-Propanol	-----	2.016	173.091

Table 2: FID 2 B (column DB-ALC2)

Compound	Time (min)	Peak Area
Ethanol	1.374	163.468
n-Propanol	2.467	214.633

Scottsdale Police Department Crime Lab Volatiles Analysis

Sample: 03102016-A/1	Vial: 20
Description: 0.080	LIMS ID:
Method: ethanol quant.M	Sequence: 28Apr21
Instrument: US14173023 CN14160045	Injection date: 4/28/2021 5:52:02 PM
Data file: C:\Chem32\1\Data\28Apr21\20.D	Analyst: Abbott [Signature]

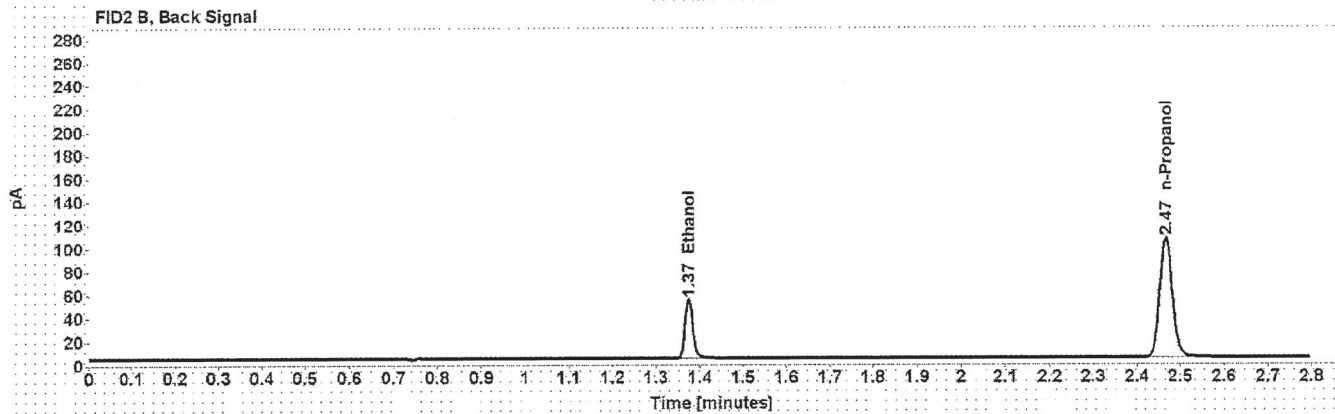
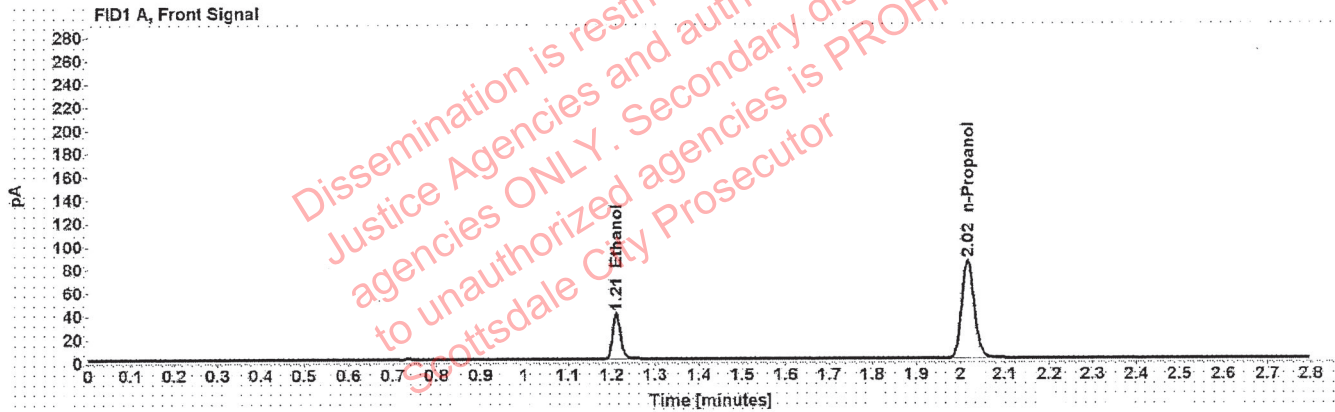


Table 1: FID 1 A (column DB-ALC1)

Compound	Amount (g/100mL)	Time (min)	Peak Area
>Ethanol	0.0821	1.211	50.357
n-Propanol	-----	2.016	168.369

Table 2: FID 2 B (column DB-ALC2)

Compound	Time (min)	Peak Area
Ethanol	1.375	62.672
n-Propanol	2.467	208.384

Scottsdale Police Department Crime Lab Volatiles Analysis

Sample: 03102016-A/1	Vial: 31
Description: 0.080	LIMS ID:
Method: ethanol quant.M	Sequence: 28Apr21
Instrument: US14173023 CN14160045	Injection date: 4/28/2021 6:36:31 PM
Data file: C:\Chem32\1\Data\28Apr21\31.D	Analyst: Abbott <i>gh</i>

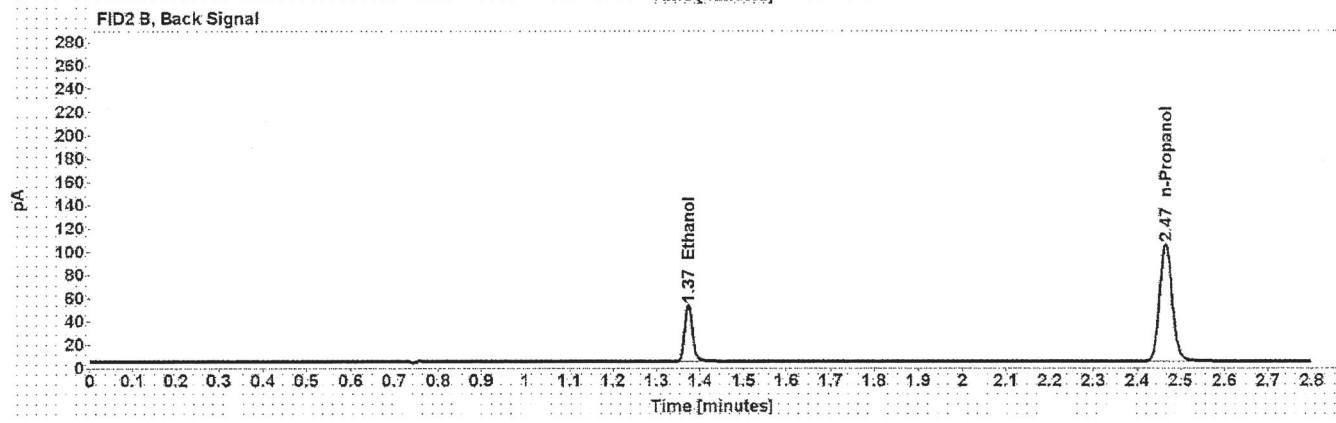
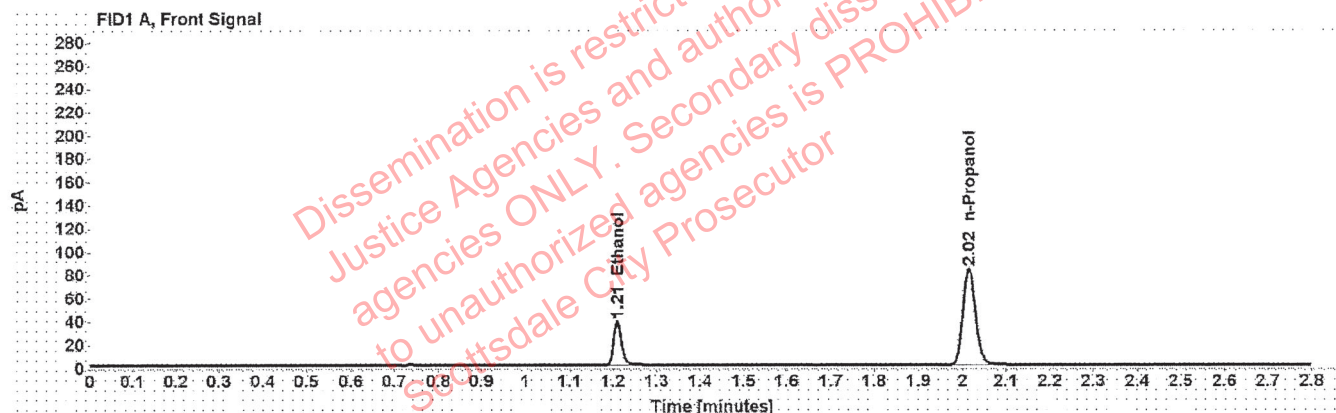


Table 1: FID 1 A (column DB-ALC1)

Compound	Amount (g/100mL)	Time (min)	Peak Area
>Ethanol	0.0807	1.210	48.716
n-Propanol	-----	2.015	165.615

Table 2: FID 2 B (column DB-ALC2)

Compound	Time (min)	Peak Area
Ethanol	1.373	60.580
n-Propanol	2.465	204.886

Scottsdale Police Department Crime Lab Volatiles Analysis

Sample: 4101018274/9	Vial: 42
Description: 0.200	LIMS ID:
Method: ethanol quant.M	Sequence: 28Apr21
Instrument: US14173023 CN14160045	Injection date: 4/28/2021 7:20:47 PM
Data file: C:\Chem32\1\Data\28Apr21\42.D	Analyst: Abbott <i>JA</i>

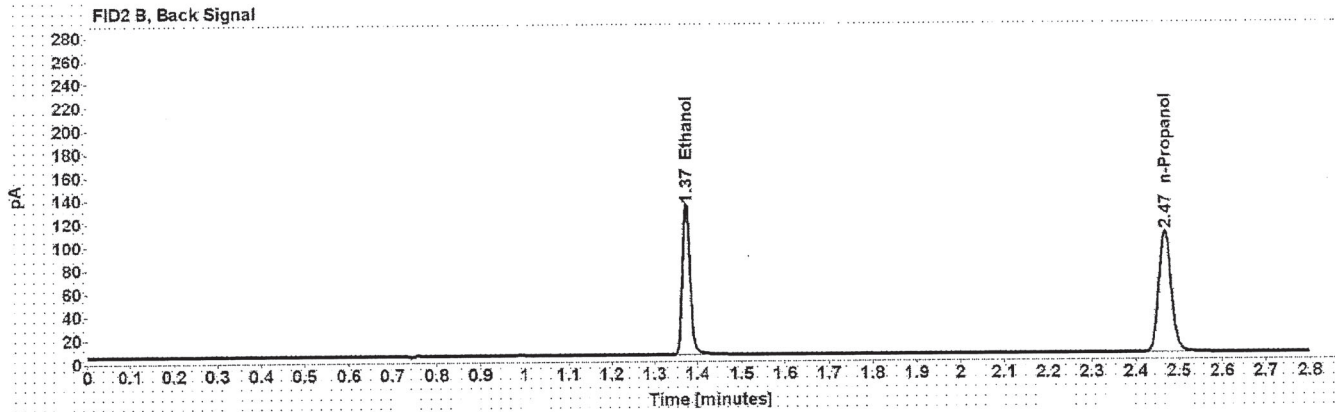
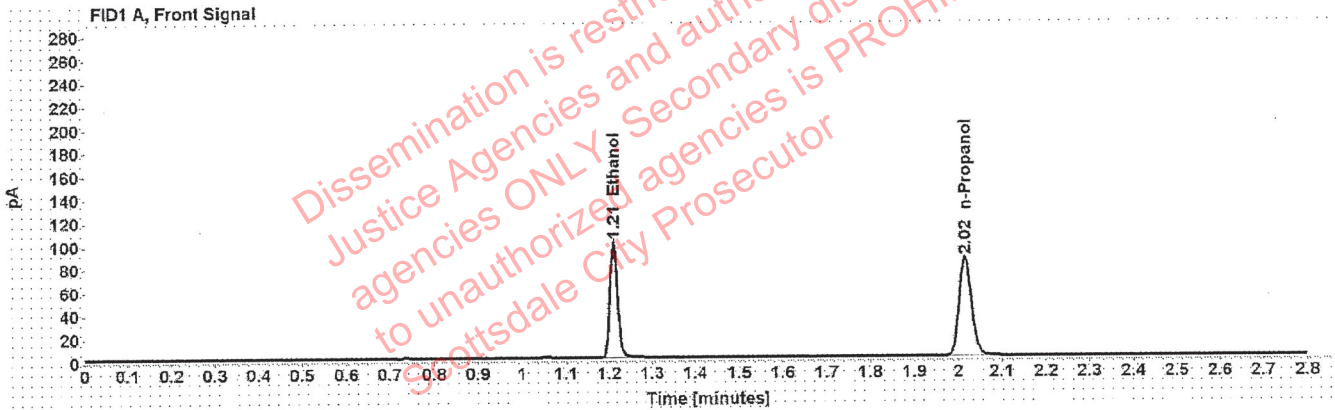


Table 1: FID 1 A (column DB-ALC1)

Compound	Amount (g/100mL)	Time (min)	Peak Area
>Ethanol	0.2041	1.210	127.528
n-Propanol	-----	2.016	170.114

Table 2: FID 2 B (column DB-ALC2)

Compound	Time (min)	Peak Area
Ethanol	1.374	159.531
n-Propanol	2.467	210.885

Scottsdale Police Department Crime Lab Volatiles Analysis

Sample: 03102016-A/1	Vial: 53
Description: 0.080	LIMS ID:
Method: ethanol quant.M	Sequence: 28Apr21
Instrument: US14173023 CN14160045	Injection date: 4/28/2021 8:05:16 PM
Data file: C:\Chem32\1\Data\28Apr21\53.D	Analyst: Abbott GA

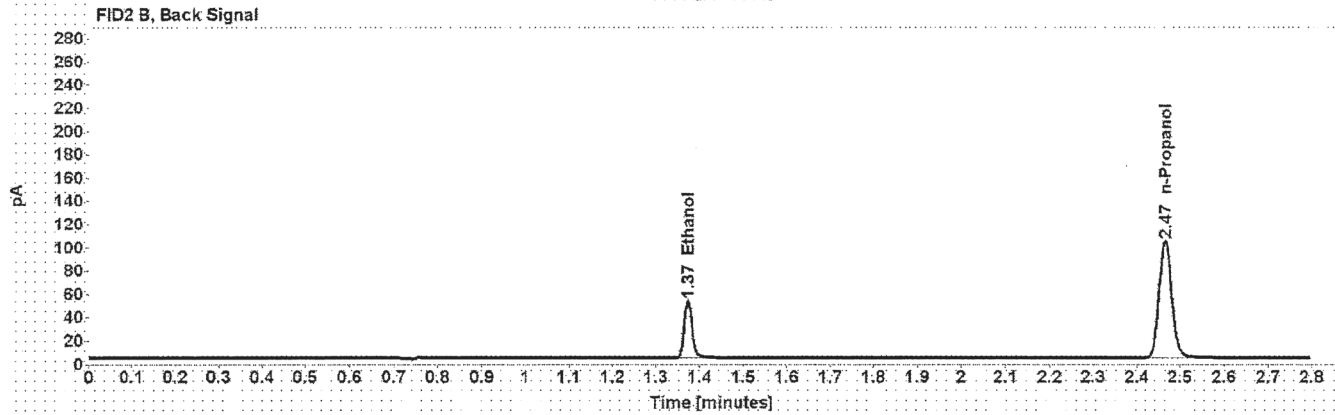
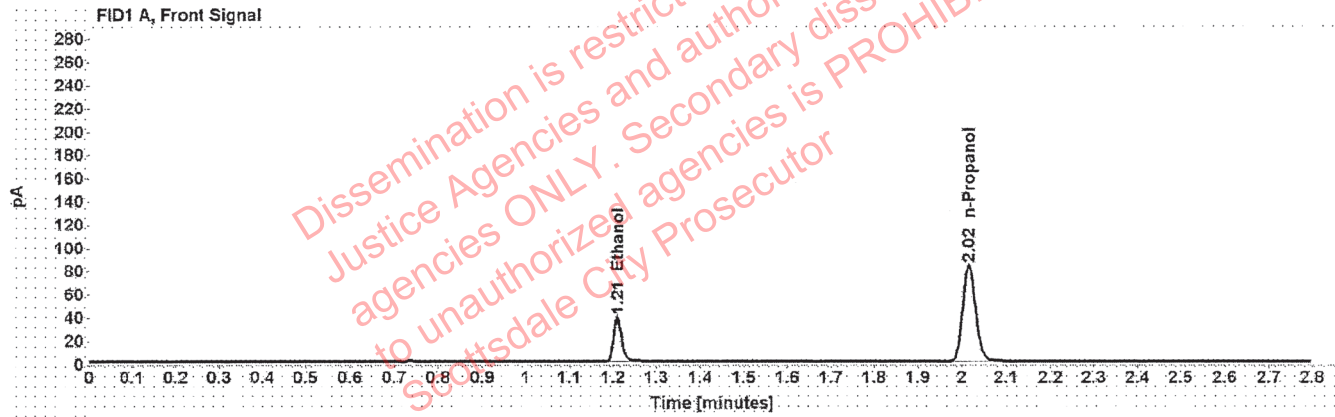


Table 1: FID 1 A (column DB-ALC1)

Compound	Amount (g/100mL)	Time (min)	Peak Area
>Ethanol	0.0809	1.210	48.740
n-Propanol	-----	2.015	165.297

Table 2: FID 2 B (column DB-ALC2)

Compound	Time (min)	Peak Area
Ethanol	1.373	60.703
n-Propanol	2.466	204.718

Scottsdale Police Department Crime Lab Volatiles Analysis

Sample: 03102016-A/1	Vial: 64
Description: 0.080	LIMS ID:
Method: ethanol quant.M	Sequence: 28Apr21
Instrument: US14173023 CN14160045	Injection date: 4/28/2021 8:49:47 PM
Data file: C:\Chem32\1\Data\28Apr21\64.D	Analyst: Abbott

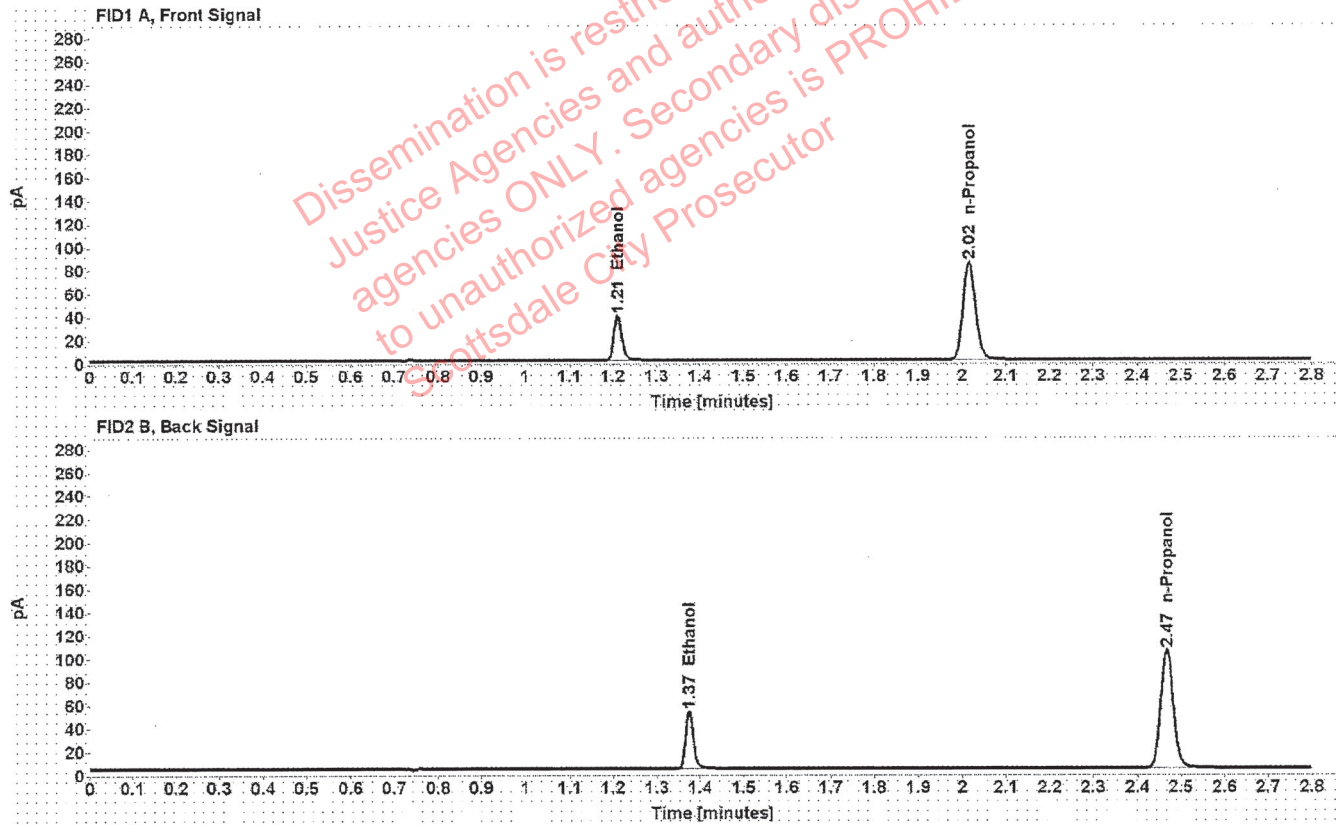


Table 1: FID 1 A (column DB-ALC1)

Compound	Amount (g/100mL)	Time (min)	Peak Area
>Ethanol	0.0812	1.211	49.470
n-Propanol	-----	2.016	167.270

Table 2: FID 2 B (column DB-ALC2)

Compound	Time (min)	Peak Area
Ethanol	1.375	61.526
n-Propanol	2.467	206.959

Scottsdale Police Department Crime Lab Volatiles Analysis

Sample: 4101018274/9	Vial: 75
Description: 0.200	LIMS ID:
Method: ethanol quant.M	Sequence: 28Apr21
Instrument: US14173023 CN14160045	Injection date: 4/28/2021 9:34:17 PM
Data file: C:\Chem32\1\Data\28Apr21\75.D	Analyst: Abbott <i>JA</i>

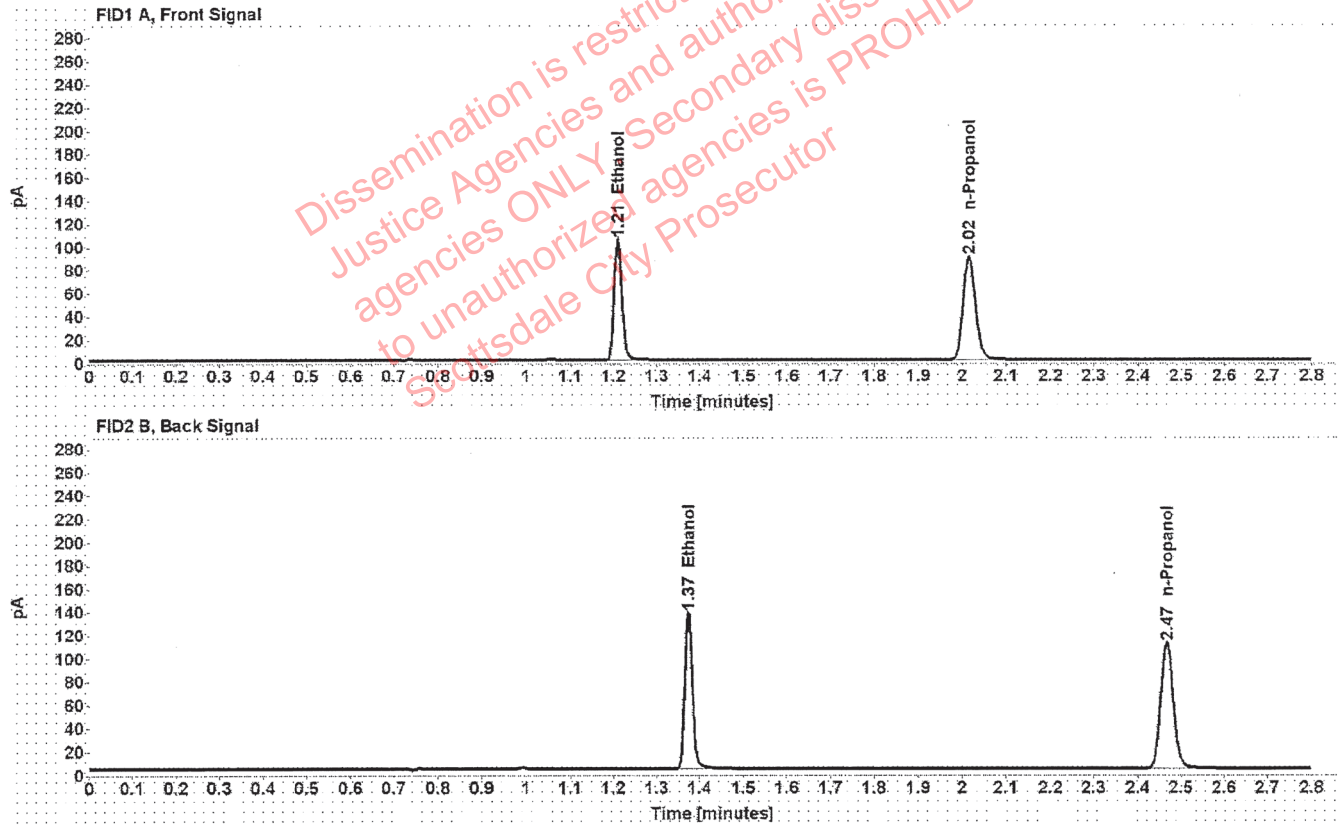


Table 1: FID 1 A (column DB-ALC1)

Compound	Amount (g/100mL)	Time (min)	Peak Area
>Ethanol	0.2042	1.210	132.687
n-Propanol	-----	2.016	176.851

Table 2: FID 2 B (column DB-ALC2)

Compound	Time (min)	Peak Area
Ethanol	1.374	166.046
n-Propanol	2.467	219.067

Scottsdale Police Department Crime Lab Volatiles Analysis

Sample: 11092018-A	Vial: 86
Description: 0.400	LIMS ID:
Method: ethanol quant.M	Sequence: 28Apr21
Instrument: US14173023 CN14160045	Injection date: 4/28/2021 10:18:47 PM
Data file: C:\Chem32\1\Data\28Apr21\86.D	Analyst: Abbott

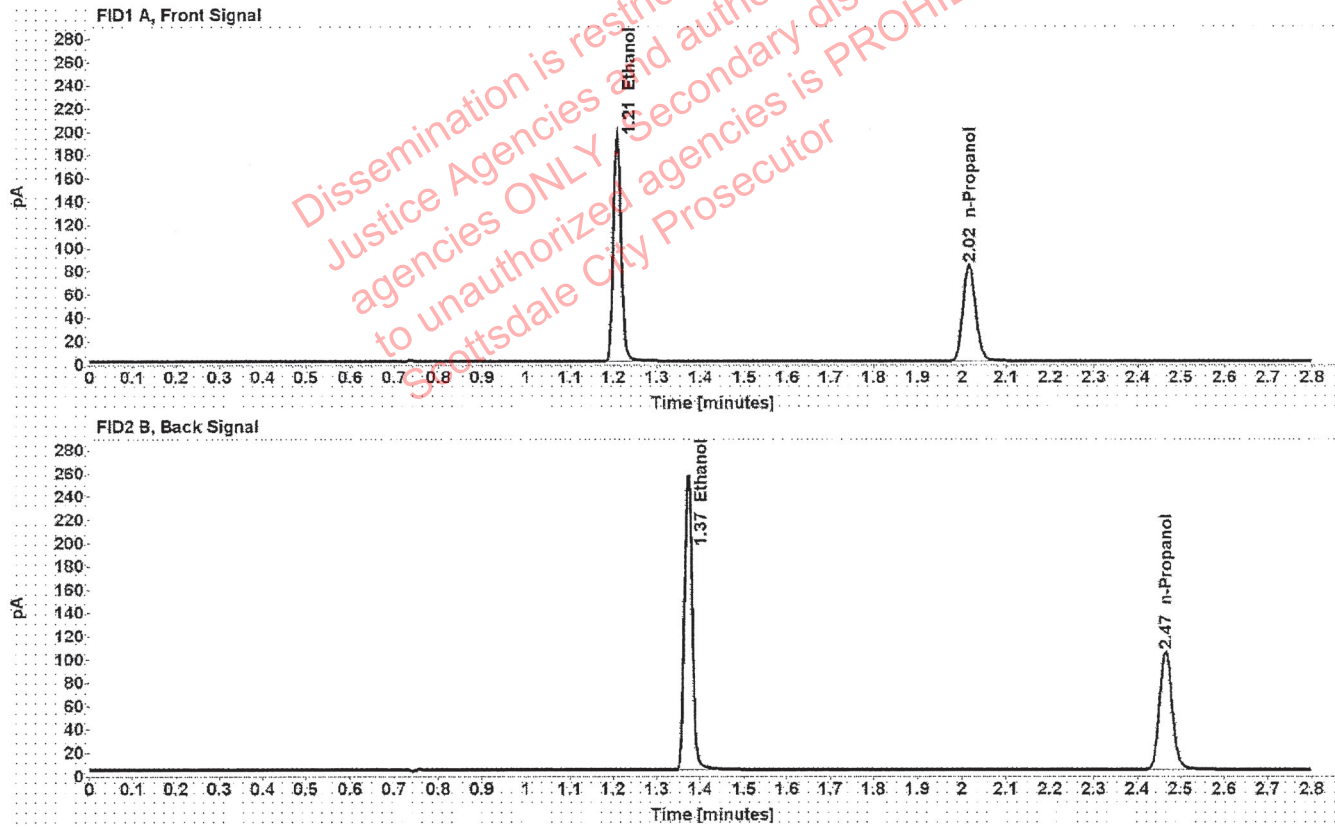


Table 1: FID 1 A (column DB-ALC1)

Compound	Amount (g/100mL)	Time (min)	Peak Area
>Ethanol	0.4057	1.208	247.931
n-Propanol	-----	2.016	165.925

Table 2: FID 2 B (column DB-ALC2)

Compound	Time (min)	Peak Area
Ethanol	1.372	310.404
n-Propanol	2.466	205.914

Scottsdale Police Department Crime Lab Volatiles Analysis

Sample: 14082019-B	Vial: 87
Description: 0.040	LIMS ID:
Method: ethanol quant.M	Sequence: 28Apr21
Instrument: US14173023 CN14160045	Injection date: 4/28/2021 10:22:47 PM
Data file: C:\Chem32\1\Data\28Apr21\87.D	Analyst: Abbott <i>Abbott</i>

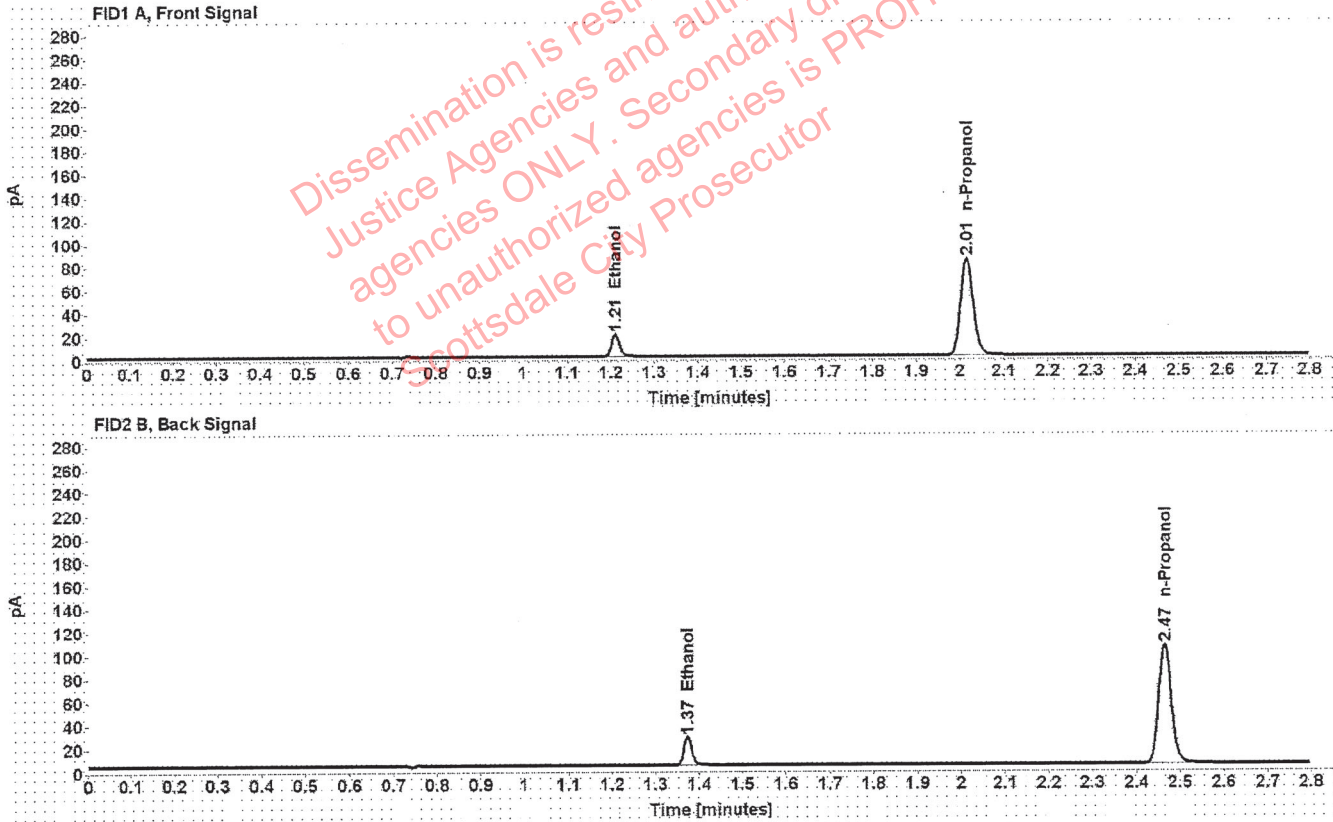


Table 1: FID 1 A (column DB-ALC1)

Compound	Amount (g/100mL)	Time (min)	Peak Area
>Ethanol	0.0409	1.210	24.585
n-Propanol	-----	2.015	167.216

Table 2: FID 2 B (column DB-ALC2)

Compound	Time (min)	Peak Area
Ethanol	1.373	30.443
n-Propanol	2.465	206.966

Scottsdale Police Department Crime Lab Volatiles Analysis

Sample: 4101018274/9	Vial: 88
Description: 0.200	LIMS ID:
Method: ethanol quant.M	Sequence: 28Apr21
Instrument: US14173023 CN14160045	Injection date: 4/28/2021 10:26:47 PM
Data file: C:\Chem32\1\Data\28Apr21\88.D	Analyst: Abbott <i>JA</i>

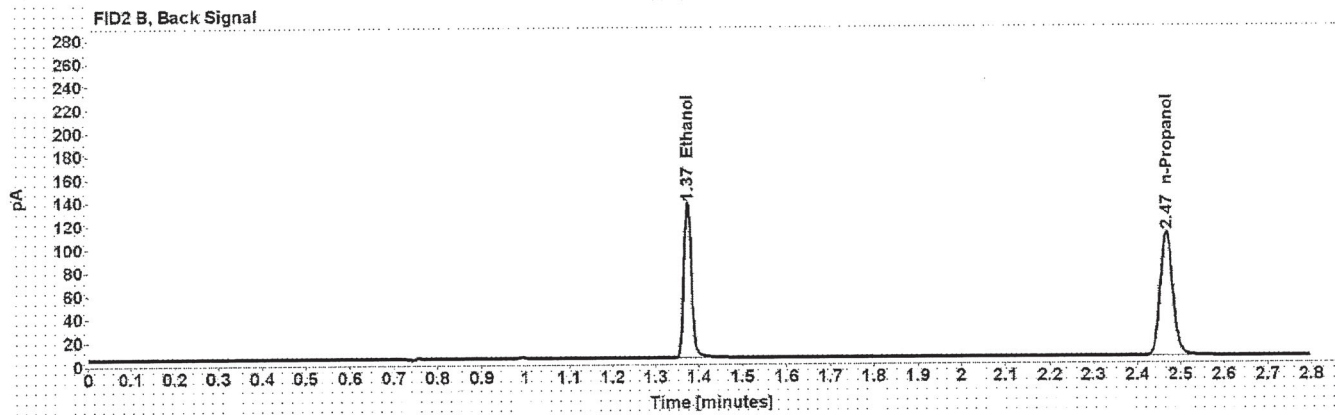
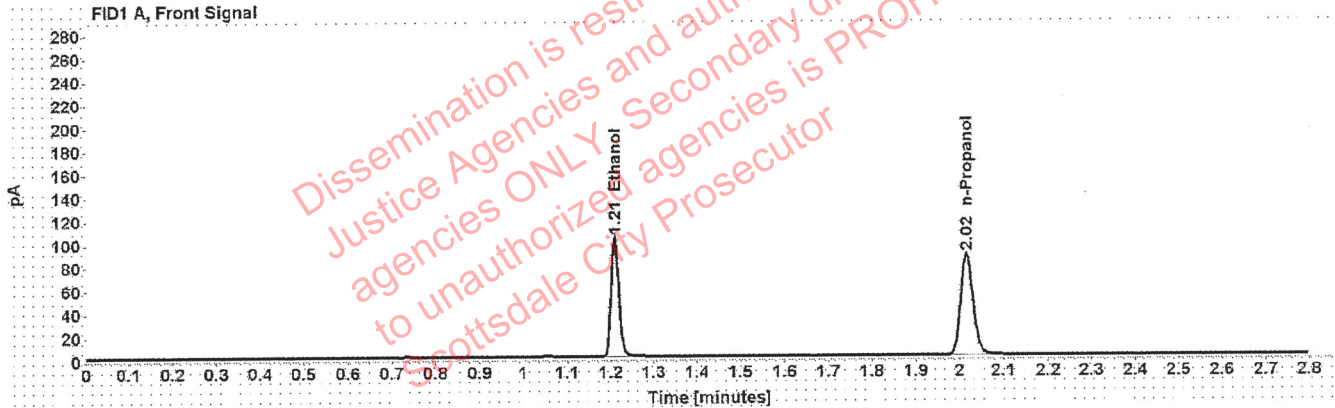


Table 1: FID 1 A (column DB-ALC1)

Compound	Amount (g/100mL)	Time (min)	Peak Area
>Ethanol	0.2047	1.210	131.134
n-Propanol	-----	2.016	174.400

Table 2: FID 2 B (column DB-ALC2)

Compound	Time (min)	Peak Area
Ethanol	1.374	163.930
n-Propanol	2.467	216.055

Scottsdale Police Department Crime Lab Volatiles Analysis

Sample:	111020WB	Vial:	89
Description:	Negative	LIMS ID:	
Method:	ethanol quant.M	Sequence:	28Apr21
Instrument:	US14173023 CN14160045	Injection date:	4/28/2021 10:30:47 PM
Data file:	C:\Chem32\1\Data\28Apr21\89.D	Analyst:	Abbott <i>gh</i>

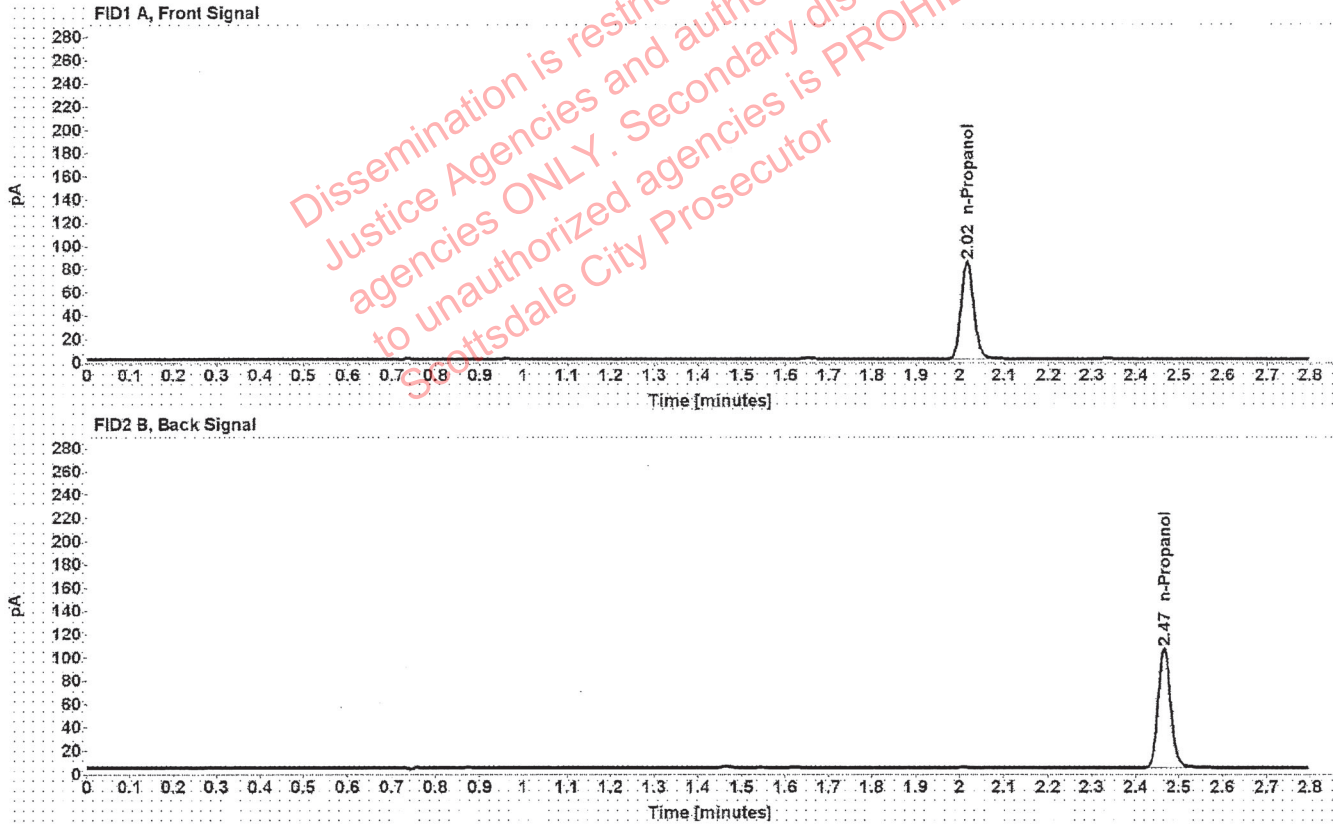


Table 1: FID 1 A (column DB-ALC1)

Compound	Amount (g/100mL)	Time (min)	Peak Area
n-Propanol	-----	2.016	167.875

Table 2: FID 2 B (column DB-ALC2)

Compound	Time (min)	Peak Area
n-Propanol	2.467	208.487

Sequence Summary

Sequence name: 28Apr21 Instrument: US14173023 CN14160045 Analyst: Abbott *AK*

Vial	Sample	Description	Type	LIMS ID	Method
1	FN06141806	0.020 calibrator	Calibration		ethanol quant.M
2	FN05311902	0.100 calibrator	Calibration		ethanol quant.M
3	FN05101903	0.200 calibrator	Calibration		ethanol quant.M
4	FN10051906	0.400 calibrator	Calibration		ethanol quant.M
5	031021AQ	Negative	Control		ethanol quant.M
6	070819MIX	Volatiles mix	Control		ethanol quant.M
7	11092018-A	0.400	Control		ethanol quant.M
8	14082019-B	0.040	Control		ethanol quant.M
9	4101018274/9	0.200	Control		ethanol quant.M
10	35301SP		Sample		ethanol quant.M
11	35301SP		Sample		ethanol quant.M
12	1337131		Sample		ethanol quant.M
13	1337131		Sample		ethanol quant.M
14	1365962		Sample		ethanol quant.M
15	1365962		Sample		ethanol quant.M
16	1366237		Sample		ethanol quant.M
17	1366237		Sample		ethanol quant.M
18	1366361		Sample		ethanol quant.M
19	1366361		Sample		ethanol quant.M
20	03102016-A/1	0.080	Control		ethanol quant.M
21	1365306		Sample		ethanol quant.M
22	1365306		Sample		ethanol quant.M
23	1365824		Sample		ethanol quant.M
24	1365824		Sample		ethanol quant.M
25	1365294		Sample		ethanol quant.M
26	1365294		Sample		ethanol quant.M
27	1366756		Sample		ethanol quant.M
28	1366756		Sample		ethanol quant.M
29	1366759		Sample		ethanol quant.M
30	1366759		Sample		ethanol quant.M
31	03102016-A/1	0.080	Control		ethanol quant.M
32	1365299		Sample		ethanol quant.M
33	1365299		Sample		ethanol quant.M
34	1366766		Sample		ethanol quant.M
35	1366766		Sample		ethanol quant.M
36	1367036		Sample		ethanol quant.M
37	1367036		Sample		ethanol quant.M
38	1366888		Sample		ethanol quant.M
39	1366888		Sample		ethanol quant.M
40	1366760		Sample		ethanol quant.M
41	1366760		Sample		ethanol quant.M
42	4101018274/9	0.200	Control		ethanol quant.M
43	1343451		Sample		ethanol quant.M
44	1343451		Sample		ethanol quant.M
45	1367172		Sample		ethanol quant.M
46	1367172		Sample		ethanol quant.M
47	1364374		Sample		ethanol quant.M

Dissemination is restricted to Criminal Justice Agencies and authorized agencies ONLY. Secondary dissemination to unauthorized agencies is PROHIBITED. Scottsdale City Prosecutor

Sequence Summary

48	1364374		Sample	ethanol quant.M
49	1367218		Sample	ethanol quant.M
50	1367218		Sample	ethanol quant.M
51	1365960		Sample	ethanol quant.M
52	1365960		Sample	ethanol quant.M
53	03102016-A/1	0.080	Control	ethanol quant.M
54	1367405		Sample	ethanol quant.M
55	1367405		Sample	ethanol quant.M
56	1306592		Sample	ethanol quant.M
57	1306592		Sample	ethanol quant.M
58	1367549		Sample	ethanol quant.M
59	1367549		Sample	ethanol quant.M
60	1367197		Sample	ethanol quant.M
61	1367197		Sample	ethanol quant.M
62	1366317		Sample	ethanol quant.M
63	1366317		Sample	ethanol quant.M
64	03102016-A/1	0.080	Control	ethanol quant.M
65	1367160		Sample	ethanol quant.M
66	1367160		Sample	ethanol quant.M
67	1367213		Sample	ethanol quant.M
68	1367213		Sample	ethanol quant.M
69	1367210		Sample	ethanol quant.M
70	1367210		Sample	ethanol quant.M
71	1365302		Sample	ethanol quant.M
72	1365302		Sample	ethanol quant.M
73	1367284		Sample	ethanol quant.M
74	1367284		Sample	ethanol quant.M
75	4101018274/9	0.200	Control	ethanol quant.M
76	1367848		Sample	ethanol quant.M
77	1367848		Sample	ethanol quant.M
78	1308253		Sample	ethanol quant.M
79	1308253		Sample	ethanol quant.M
80	1367282		Sample	ethanol quant.M
81	1367282		Sample	ethanol quant.M
82	1368140		Sample	ethanol quant.M
83	1368140		Sample	ethanol quant.M
84	1368459		Sample	ethanol quant.M
85	1368459		Sample	ethanol quant.M
86	11092018-A	0.400	Control	ethanol quant.M
87	14082019-B	0.040	Control	ethanol quant.M
88	4101018274/9	0.200	Control	ethanol quant.M
89	111020WB	Negative	Control	ethanol quant.M

Dissemination is restricted to Criminal Justice Agencies and authorized agencies ONLY. Second dissemination to unauthorized agencies is PROHIBITED. Scottsdale City Prosecutor

Scottsdale Police Department Crime Laboratory Summary of Cases

SEQUENCE NAME: 28Apr21

ANALYST: Abbott 

Vials	Test 1 (g/dL)	Test 2 (g/dL)	Mean (g/dL)	Percent Difference*	Absolute Difference (g/dL)*
10 11	0.1909	0.1905	0.19070	0.10	0.00020
12 13	0.2401	0.2415	0.24080	0.29	0.00070
14 15	0.1449	0.1431	0.14400	0.62	0.00090
16 17	0.0844	0.0844	0.08440	0.00	0.00000
18 19	0.1394	0.1421	0.14075	0.96	0.00135
21 22	0.1207	0.1212	0.12095	0.21	0.00025
23 24	0.1920	0.1947	0.19335	0.70	0.00135
25 26	0.1317	0.1313	0.13150	0.15	0.00020
27 28	0.1450	0.1449	0.14495	0.03	0.00005
29 30	0.1523	0.1518	0.15205	0.16	0.00025
32 33	0.2108	0.2103	0.21055	0.12	0.00025
34 35	0.0405	0.0403	0.04040	0.25	0.00010
36 37	0.1696	0.1678	0.16870	0.53	0.00090
38 39	0.2124	0.2125	0.21245	0.02	0.00005
40 41	0.1741	0.1751	0.17460	0.29	0.00050
43 44	0.1592	0.1592	0.15920	0.00	0.00000
45 46	0.1751	0.1750	0.17505	0.03	0.00005
47 48	0.2691	0.2694	0.26925	0.06	0.00015
49 50	0.1851	0.1867	0.18590	0.43	0.00080
51 52	0.1581	0.1578	0.15795	0.09	0.00015
54 55	0.2528	0.2555	0.25415	0.53	0.00135
56 57	0.1123	0.1119	0.11210	0.18	0.00020
58 59	0.0799	0.0800	0.07995	0.06	0.00005
60 61	0.0662	0.0659	0.06605	0.23	0.00015
62 63	0.0927	0.0934	0.09305	0.38	0.00035
65 66	0.2759	0.2773	0.27660	0.25	0.00070
67 68	0.1584	0.1570	0.15770	0.44	0.00070
69 70	0.1492	0.1482	0.14870	0.34	0.00050
71 72	0.1067	0.1070	0.10685	0.14	0.00015
73 74	0.2001	0.1999	0.20000	0.05	0.00010
76 77	0.2249	0.2268	0.22585	0.42	0.00095
78 79	0.1872	0.1896	0.18840	0.64	0.00120
80 81	0.1369	0.1373	0.13710	0.15	0.00020
82 83	0.2043	0.2037	0.20400	0.15	0.00030
84 85	0.1506	0.1524	0.15150	0.59	0.00090

*Calculated differences are differences from the mean of the two results.

Scottsdale Forensic Lab

Blood Alcohol Pipetting Log

ANALYST: Abbott *pl*

SEQUENCE: 28Apr21

Instrument Position	Headspace Vial 1	Headspace Vial 2	Blood Tube	Barcode Match
Vials 10 and 11	35301SP	35301SP	35301SP	Yes
Vials 12 and 13	1337131	1337131	1337131	Yes
Vials 14 and 15	1365962	1365962	1365962	Yes
Vials 16 and 17	1366237	1366237	1366237	Yes
Vials 18 and 19	1366361	1366361	1366361	Yes
Vials 21 and 22	1365306	1365306	1365306	Yes
Vials 23 and 24	1365824	1365824	1365824	Yes
Vials 25 and 26	1365294	1365294	1365294	Yes
Vials 27 and 28	1366756	1366756	1366756	Yes
Vials 29 and 30	1366759	1366759	1366759	Yes
Vials 32 and 33	1365299	1365299	1365299	Yes
Vials 34 and 35	1366766	1366766	1366766	Yes
Vials 36 and 37	1367036	1367036	1367036	Yes
Vials 38 and 39	1366888	1366888	1366888	Yes
Vials 40 and 41	1366760	1366760	1366760	Yes
Vials 43 and 44	1343451	1343451	1343451	Yes
Vials 45 and 46	1367172	1367172	1367172	Yes
Vials 47 and 48	1364374	1364374	1364374	Yes
Vials 49 and 50	1367218	1367218	1367218	Yes
Vials 51 and 52	1365960	1365960	1365960	Yes
Vials 54 and 55	1367405	1367405	1367405	Yes
Vials 56 and 57	1306592	1306592	1306592	Yes
Vials 58 and 59	1367549	1367549	1367549	Yes
Vials 60 and 61	1367197	1367197	1367197	Yes
Vials 62 and 63	1366317	1366317	1366317	Yes
Vials 65 and 66	1367160	1367160	1367160	Yes
Vials 67 and 68	1367213	1367213	1367213	Yes
Vials 69 and 70	1367210	1367210	1367210	Yes
Vials 71 and 72	1365302	1365302	1365302	Yes
Vials 73 and 74	1367284	1367284	1367284	Yes
Vials 76 and 77	1367848	1367848	1367848	Yes
Vials 78 and 79	1308253	1308253	1308253	Yes
Vials 80 and 81	1367282	1367282	1367282	Yes
Vials 82 and 83	1368140	1368140	1368140	Yes
Vials 84 and 85	1368459	1368459	1368459	Yes

Scottsdale Police Department Crime Lab Volatiles Analysis

Sample:	35301SP	Vial:	10
Description:	[REDACTED]	LIMS ID:	[REDACTED]
Method:	ethanol quant.M	Sequence:	28Apr21
Instrument:	US14173023 CN14160045	Injection date:	4/28/2021 5:11:32 PM
Data file:	C:\Chem32\1\Data\28Apr21\10.D	Analyst:	Abbott

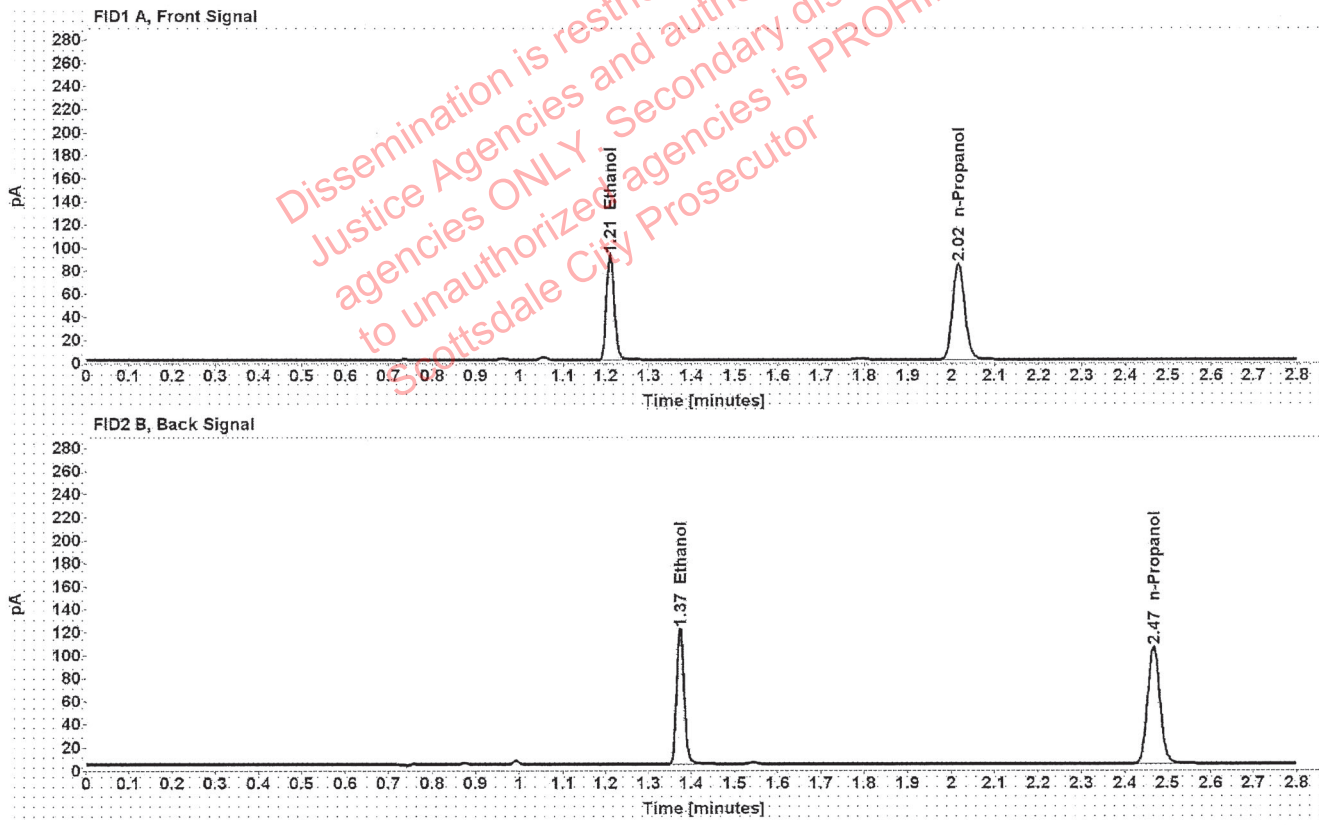


Table 1: FID 1 A (column DB-ALC1)

Compound	Amount (g/100mL)	Time (min)	Peak Area
>Ethanol	0.1909	1.210	116.281
n-Propanol	-----	2.016	165.854

Table 2: FID 2 B (column DB-ALC2)

Compound	Time (min)	Peak Area
Ethanol	1.374	144.947
n-Propanol	2.467	205.418

Scottsdale Police Department Crime Lab Volatiles Analysis

Sample:	35301SP	Vial:	11
Description:	[REDACTED]	LIMS ID:	[REDACTED]
Method:	ethanol quant.M	Sequence:	28Apr21
Instrument:	US14173023 CN14160045	Injection date:	4/28/2021 5:15:31 PM
Data file:	C:\Chem32\1\Data\28Apr21\11.D	Analyst:	Abbott

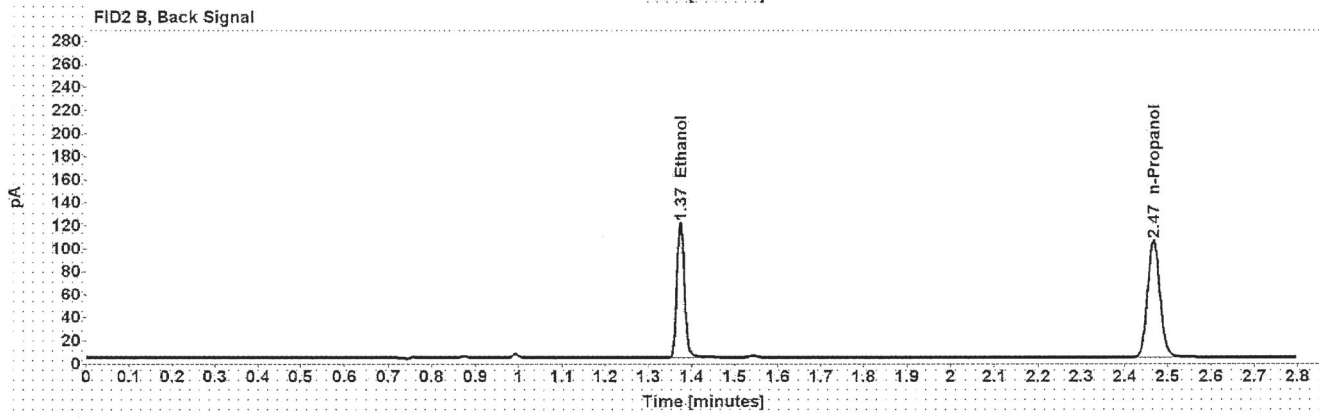
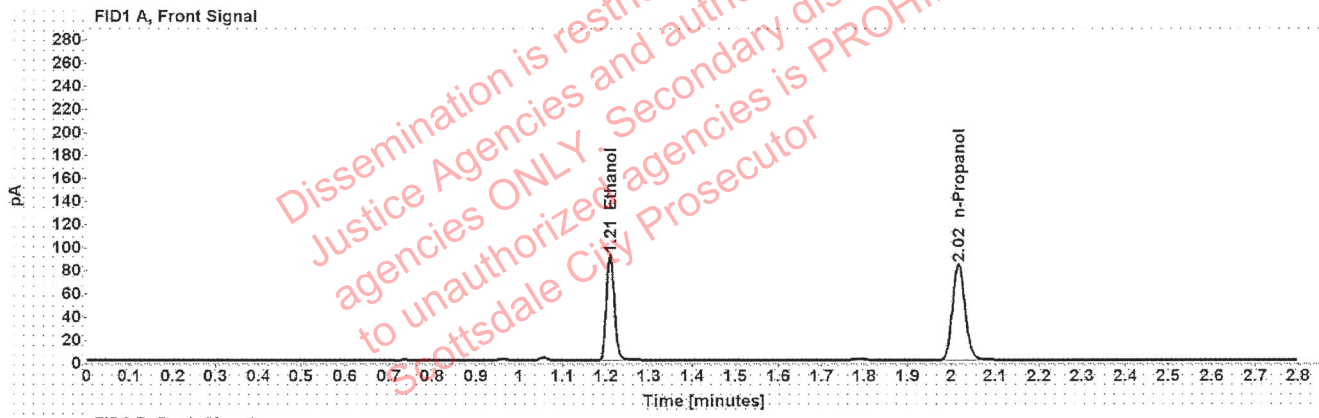


Table 1: FID 1 A (column DB-ALC1)

Compound	Amount (g/100mL)	Time (min)	Peak Area
>Ethanol	0.1905	1.210	116.020
n-Propanol	-----	2.016	165.867

Table 2: FID 2 B (column DB-ALC2)

Compound	Time (min)	Peak Area
Ethanol	1.374	144.236
n-Propanol	2.467	205.447

Scottsdale Police Department Crime Lab Volatiles Analysis

Sample:	1337131	Vial:	12
Description:		LIMS ID:	
Method:	ethanol quant.M	Sequence:	28Apr21
Instrument:	US14173023 CN14160045	Injection date:	4/28/2021 5:19:32 PM
Data file:	C:\Chem32\1\Data\28Apr21\12.D	Analyst:	Abbott

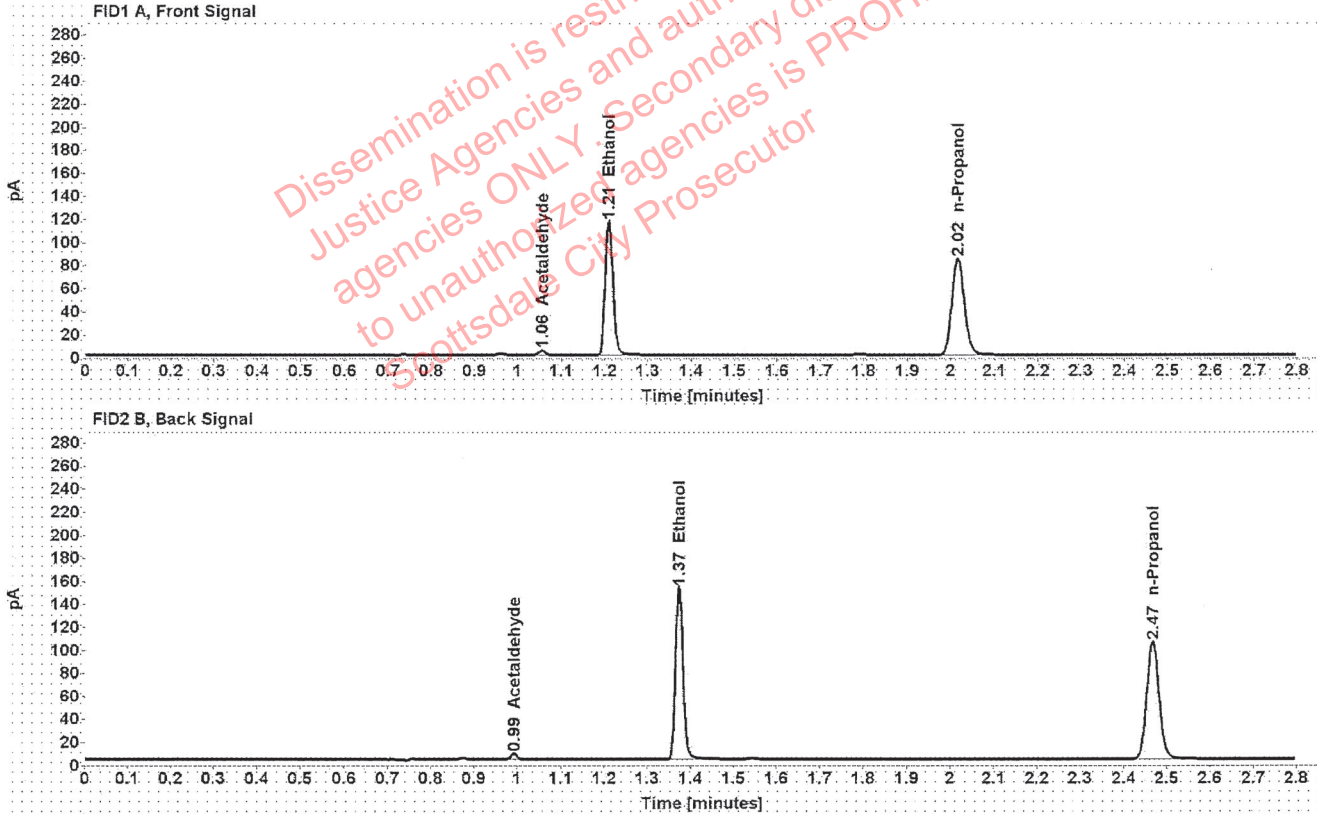


Table 1: FID 1 A (column DB-ALC1)

Compound	Amount (g/100mL)	Time (min)	Peak Area
Acetaldehyde	-----	1.055	3.856
>Ethanol	0.2401	1.210	147.038
n-Propanol	-----	2.016	166.581

Table 2: FID 2 B (column DB-ALC2)

Compound	Time (min)	Peak Area
Acetaldehyde	0.993	5.066
Ethanol	1.374	183.769
n-Propanol	2.467	206.384

Scottsdale Police Department Crime Lab Volatiles Analysis

Sample:	1337131	Vial:	13
Description:		LIMS ID:	
Method:	ethanol quant.M	Sequence:	28Apr21
Instrument:	US14173023 CN14160045	Injection date:	4/28/2021 5:23:47 PM
Data file:	C:\Chem32\1\Data\28Apr21\13.D	Analyst:	Abbott

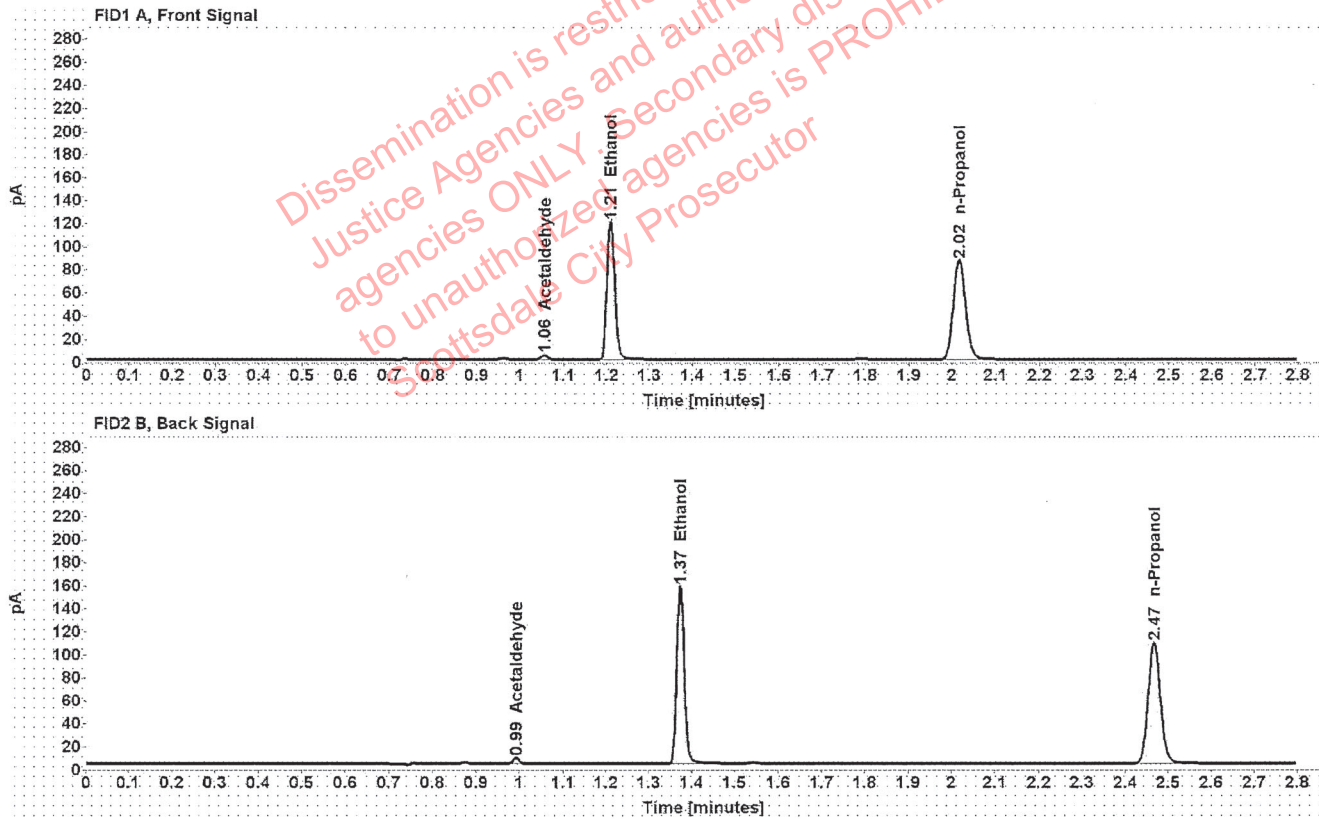


Table 1: FID 1 A (column DB-ALC1)

Compound	Amount (g/100mL)	Time (min)	Peak Area
Acetaldehyde	-----	1.055	3.861
>Ethanol	0.2415	1.210	151.961
n-Propanol	-----	2.016	171.186

Table 2: FID 2 B (column DB-ALC2)

Compound	Time (min)	Peak Area
Acetaldehyde	0.993	5.075
Ethanol	1.374	189.784
n-Propanol	2.467	212.208

Scottsdale Police Department Crime Lab Volatiles Analysis

Sample:	1365962	Vial:	14
Description:	[REDACTED]	LIMS ID:	[REDACTED]
Method:	ethanol quant.M	Sequence:	28Apr21
Instrument:	US14173023 CN14160045	Injection date:	4/28/2021 5:27:47 PM
Data file:	C:\Chem32\1\Data\28Apr21\14.D	Analyst:	Abbott

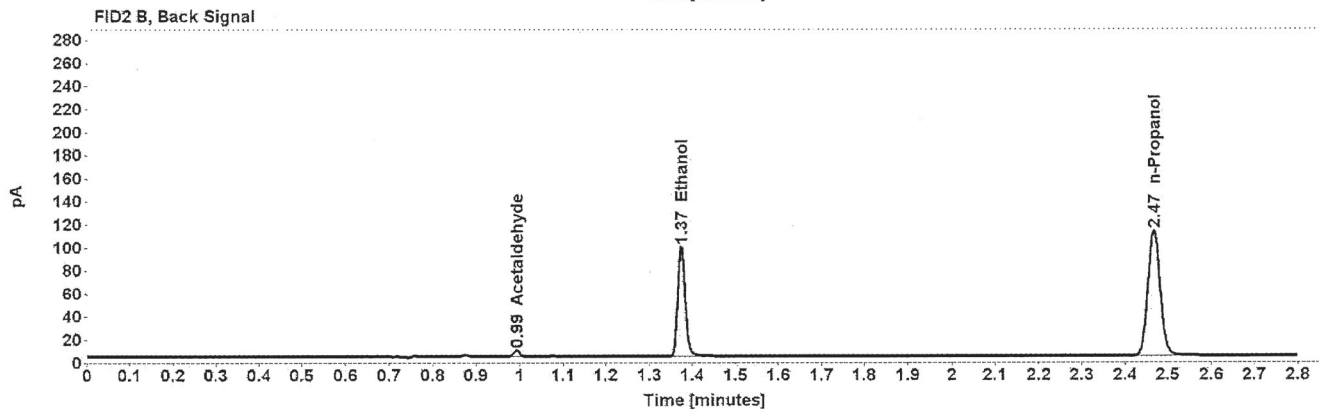
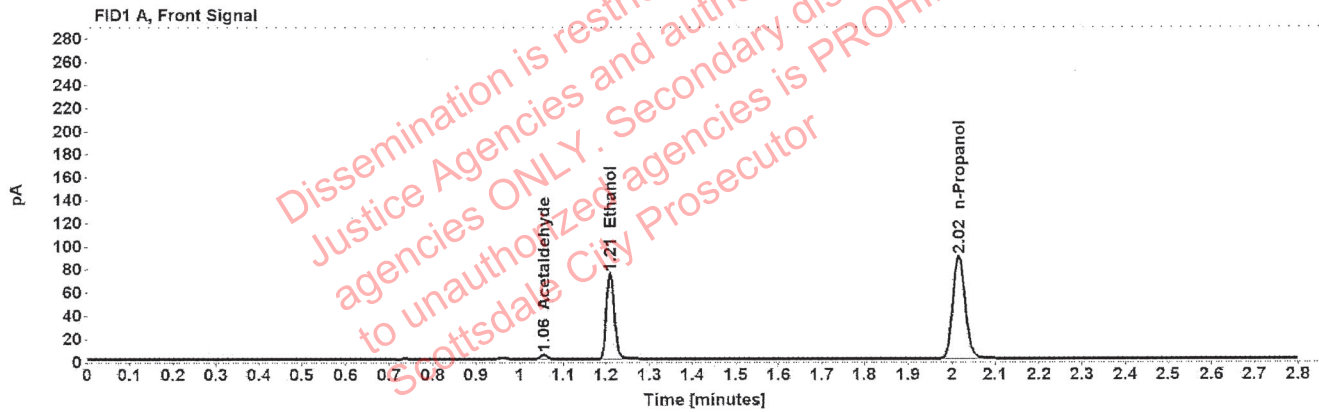


Table 1: FID 1 A (column DB-ALC1)

Compound	Amount (g/100mL)	Time (min)	Peak Area
Acetaldehyde	-----	1.055	3.915
>Ethanol	0.1449	1.210	94.447
n-Propanol	-----	2.016	177.870

Table 2: FID 2 B (column DB-ALC2)

Compound	Time (min)	Peak Area
Acetaldehyde	0.993	5.125
Ethanol	1.374	117.519
n-Propanol	2.467	220.136

Scottsdale Police Department Crime Lab Volatiles Analysis

Sample:	1365962	Vial:	15
Description:	[REDACTED]	LIMS ID:	[REDACTED]
Method:	ethanol quant.M	Sequence:	28Apr21
Instrument:	US14173023 CN14160045	Injection date:	4/28/2021 5:31:46 PM
Data file:	C:\Chem32\1\Data\28Apr21\15.D	Analyst:	Abbott

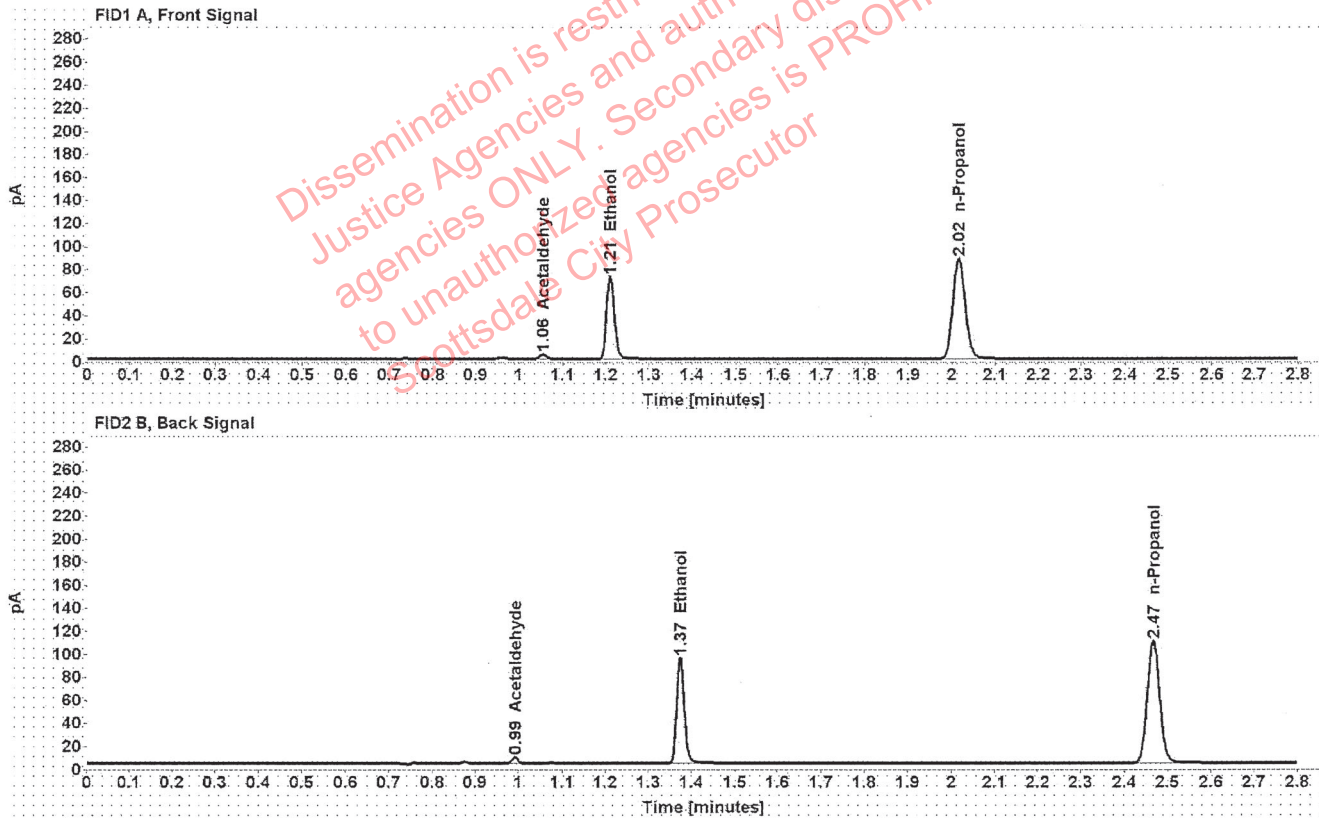


Table 1: FID 1 A (column DB-ALC1)

Compound	Amount (g/100mL)	Time (min)	Peak Area
Acetaldehyde	-----	1.055	3.912
>Ethanol	0.1431	1.210	91.027
n-Propanol	-----	2.016	173.577

Table 2: FID 2 B (column DB-ALC2)

Compound	Time (min)	Peak Area
Acetaldehyde	0.993	5.130
Ethanol	1.374	113.257
n-Propanol	2.467	214.702

Scottsdale Police Department Crime Lab Volatiles Analysis

Sample:	1366237	Vial:	16
Description:	[REDACTED]	LIMS ID:	[REDACTED]
Method:	ethanol quant.M	Sequence:	28Apr21
Instrument:	US14173023 CN14160045	Injection date:	4/28/2021 5:35:47 PM
Data file:	C:\Chem32\1\Data\28Apr21\16.D	Analyst:	Abbott

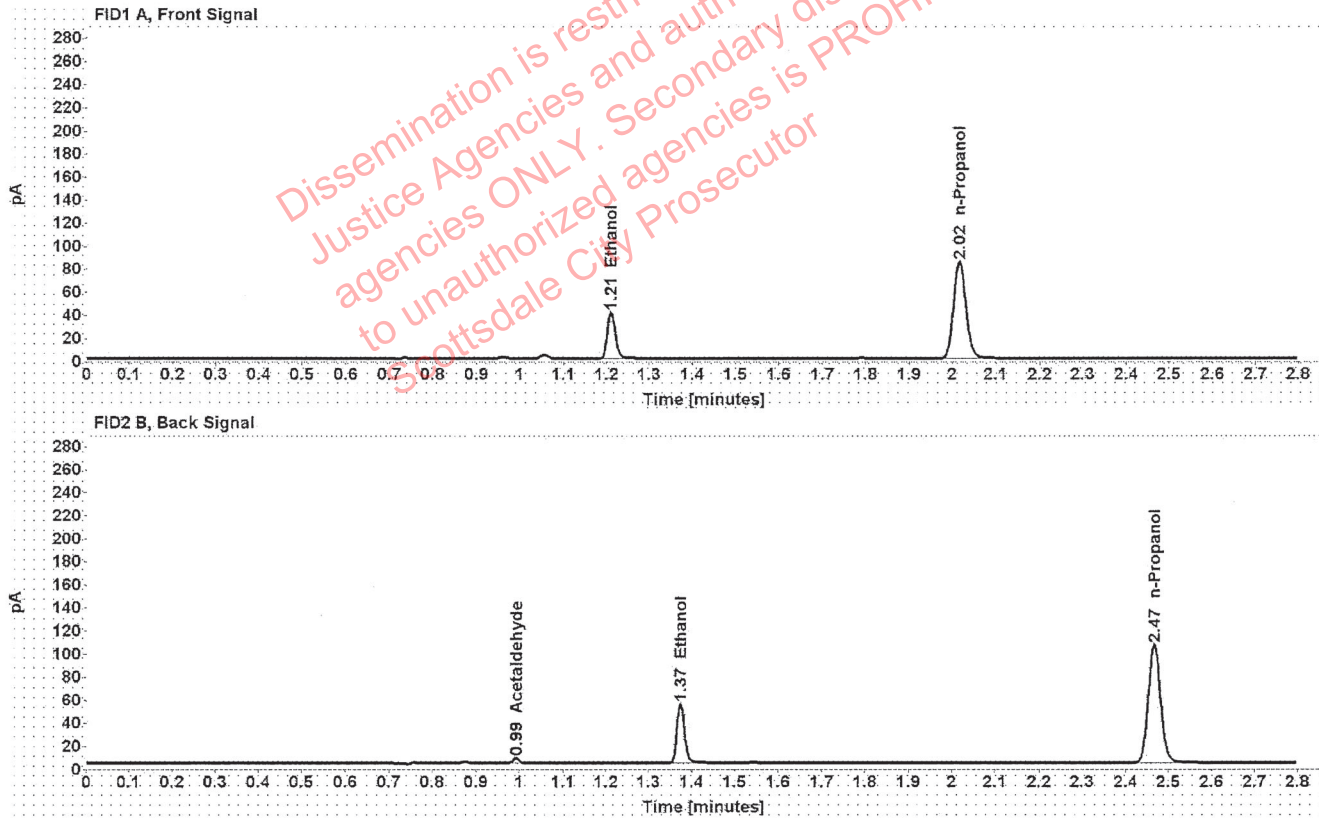


Table 1: FID 1 A (column DB-ALC1)

Compound	Amount (g/100mL)	Time (min)	Peak Area
>Ethanol	0.0844	1.211	51.500
n-Propanol	-----	2.016	167.413

Table 2: FID 2 B (column DB-ALC2)

Compound	Time (min)	Peak Area
Acetaldehyde	0.993	4.265
Ethanol	1.375	63.997
n-Propanol	2.467	207.124

Scottsdale Police Department Crime Lab Volatiles Analysis

Sample:	1366237	Vial:	17
Description:		LIMS ID:	
Method:	ethanol quant.M	Sequence:	28Apr21
Instrument:	US14173023 CN14160045	Injection date:	4/28/2021 5:39:47 PM
Data file:	C:\Chem32\1\Data\28Apr21\17.D	Analyst:	Abbott

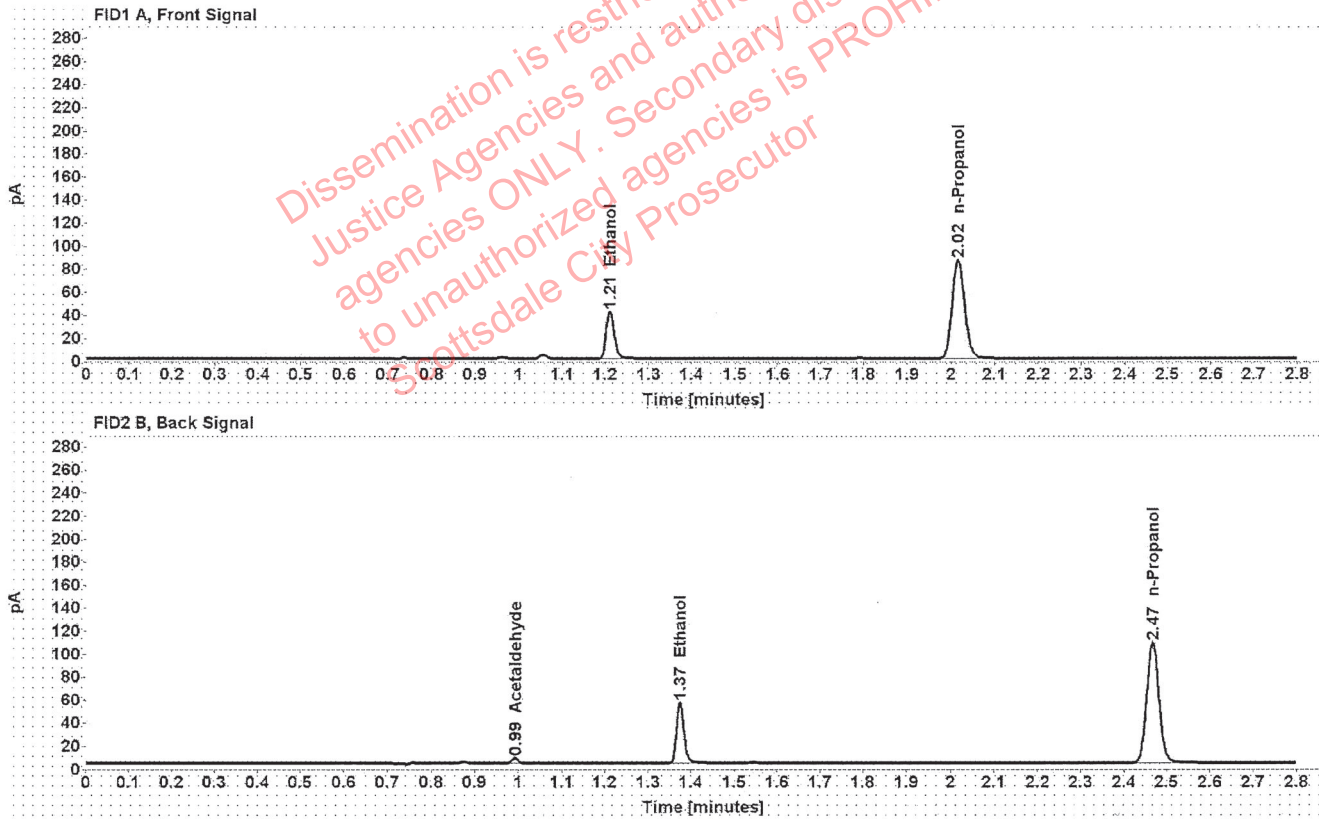


Table 1: FID 1 A (column DB-ALC1)

Compound	Amount (g/100mL)	Time (min)	Peak Area
>Ethanol	0.0844	1.211	52.571
n-Propanol	-----	2.016	170.913

Table 2: FID 2 B (column DB-ALC2)

Compound	Time (min)	Peak Area
Acetaldehyde	0.993	4.317
Ethanol	1.375	65.231
n-Propanol	2.467	211.588

Scottsdale Police Department Crime Lab Volatiles Analysis

Sample:	1366361	Vial:	18
Description:	[REDACTED]	LIMS ID:	[REDACTED]
Method:	ethanol quant.M	Sequence:	28Apr21
Instrument:	US14173023 CN14160045	Injection date:	4/28/2021 5:43:46 PM
Data file:	C:\Chem32\1\Data\28Apr21\18.D	Analyst:	Abbott

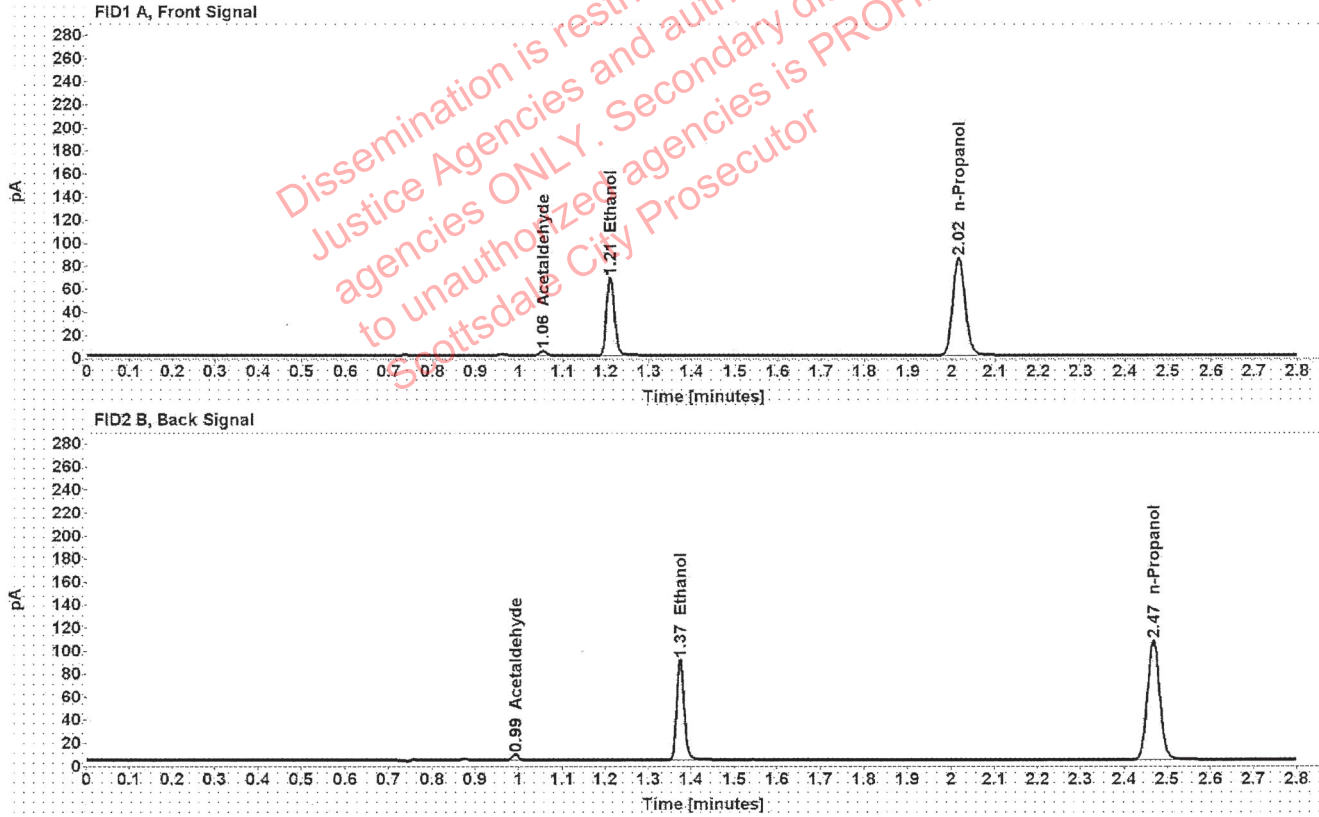


Table 1: FID 1 A (column DB-ALC1)

Compound	Amount (g/100mL)	Time (min)	Peak Area
Acetaldehyde	-----	1.056	3.844
>Ethanol	0.1394	1.210	86.452
n-Propanol	-----	2.016	169.238

Table 2: FID 2 B (column DB-ALC2)

Compound	Time (min)	Peak Area
Acetaldehyde	0.993	5.084
Ethanol	1.374	107.370
n-Propanol	2.467	209.460

Scottsdale Police Department Crime Lab Volatiles Analysis

Sample:	1366361	Vial:	19
Description:	[REDACTED]	LIMS ID:	[REDACTED]
Method:	ethanol quant.M	Sequence:	28Apr21
Instrument:	US14173023 CN14160045	Injection date:	4/28/2021 5:48:02 PM
Data file:	C:\Chem32\1\Data\28Apr21\19.D	Analyst:	Abbott

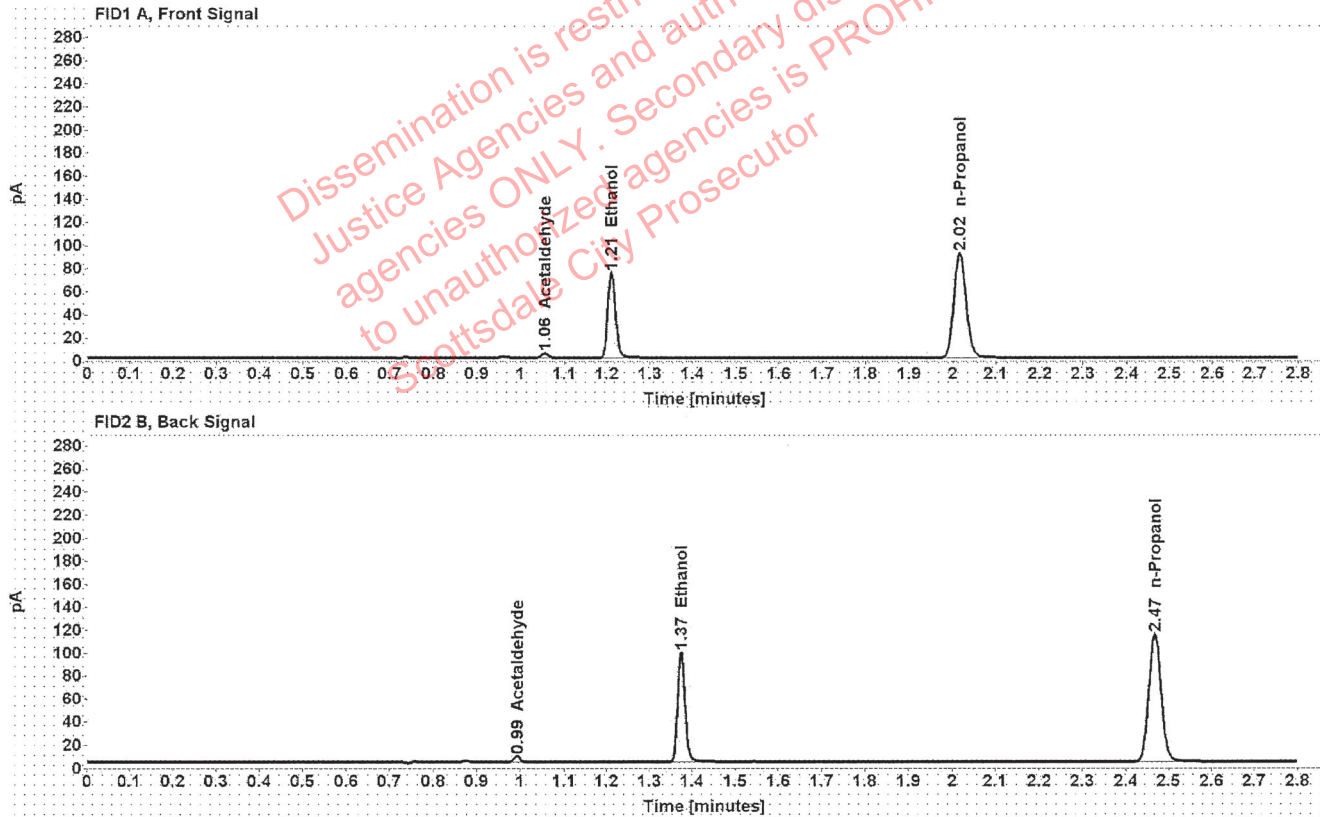


Table 1: FID 1 A (column DB-ALC1)

Compound	Amount (g/100mL)	Time (min)	Peak Area
Acetaldehyde	-----	1.056	3.912
>Ethanol	0.1421	1.210	94.312
n-Propanol	-----	2.016	181.097

Table 2: FID 2 B (column DB-ALC2)

Compound	Time (min)	Peak Area
Acetaldehyde	0.993	5.120
Ethanol	1.374	117.212
n-Propanol	2.467	224.245

Scottsdale Police Department Crime Lab Volatiles Analysis

Sample:	1365306	Vial:	21
Description:	[REDACTED]	LIMS ID:	[REDACTED]
Method:	ethanol quant.M	Sequence:	28Apr21
Instrument:	US14173023 CN14160045	Injection date:	4/28/2021 5:56:01 PM
Data file:	C:\Chem32\1\Data\28Apr21\21.D	Analyst:	Abbott

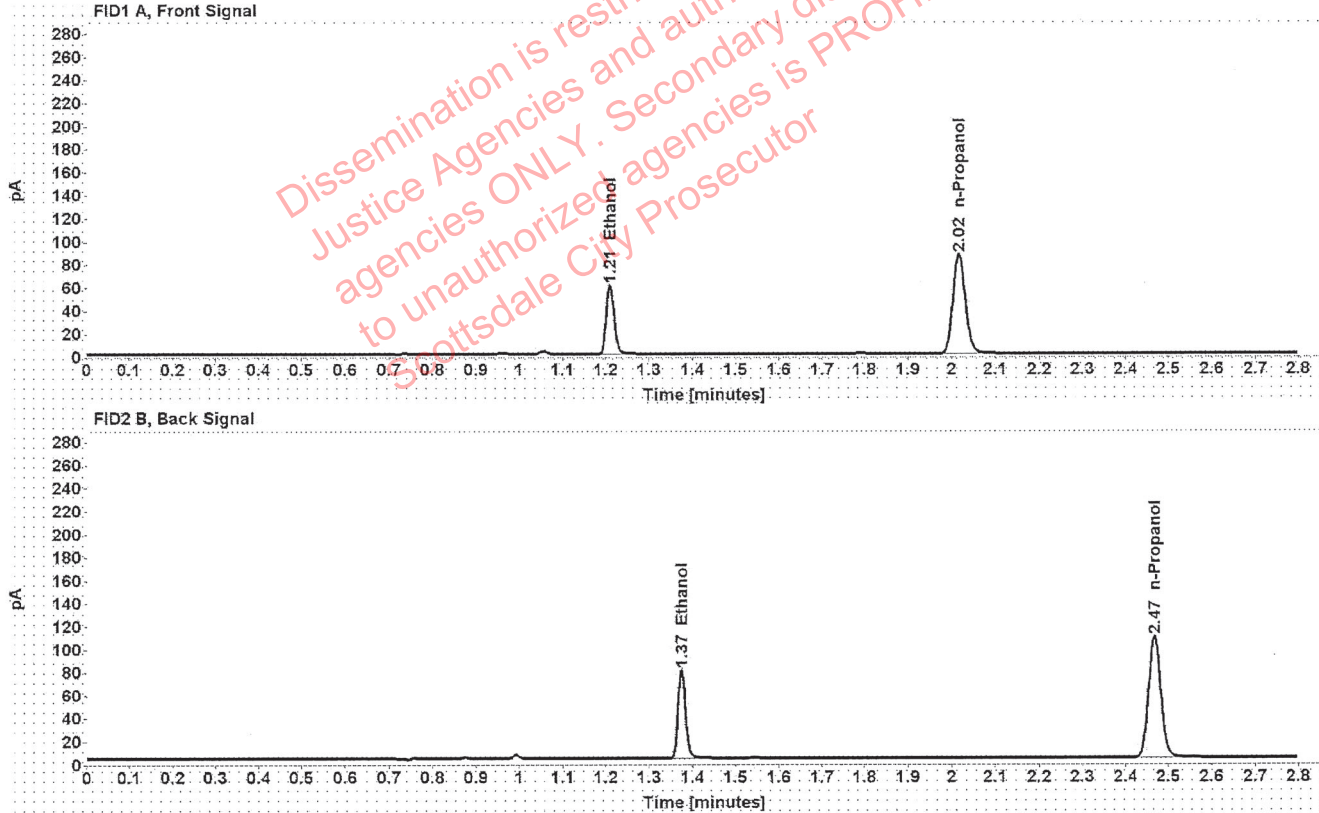


Table 1: FID 1 A (column DB-ALC1)

Compound	Amount (g/100mL)	Time (min)	Peak Area
>Ethanol	0.1207	1.210	76.039
n-Propanol	-----	2.016	172.128

Table 2: FID 2 B (column DB-ALC2)

Compound	Time (min)	Peak Area
Ethanol	1.374	94.491
n-Propanol	2.467	213.095

Scottsdale Police Department Crime Lab Volatiles Analysis

Sample:	1365306	Vial:	22
Description:	[REDACTED]	LIMS ID:	[REDACTED]
Method:	ethanol quant.M	Sequence:	28Apr21
Instrument:	US14173023 CN14160045	Injection date:	4/28/2021 6:00:01 PM
Data file:	C:\Chem32\1\Data\28Apr21\22.D	Analyst:	Abbott

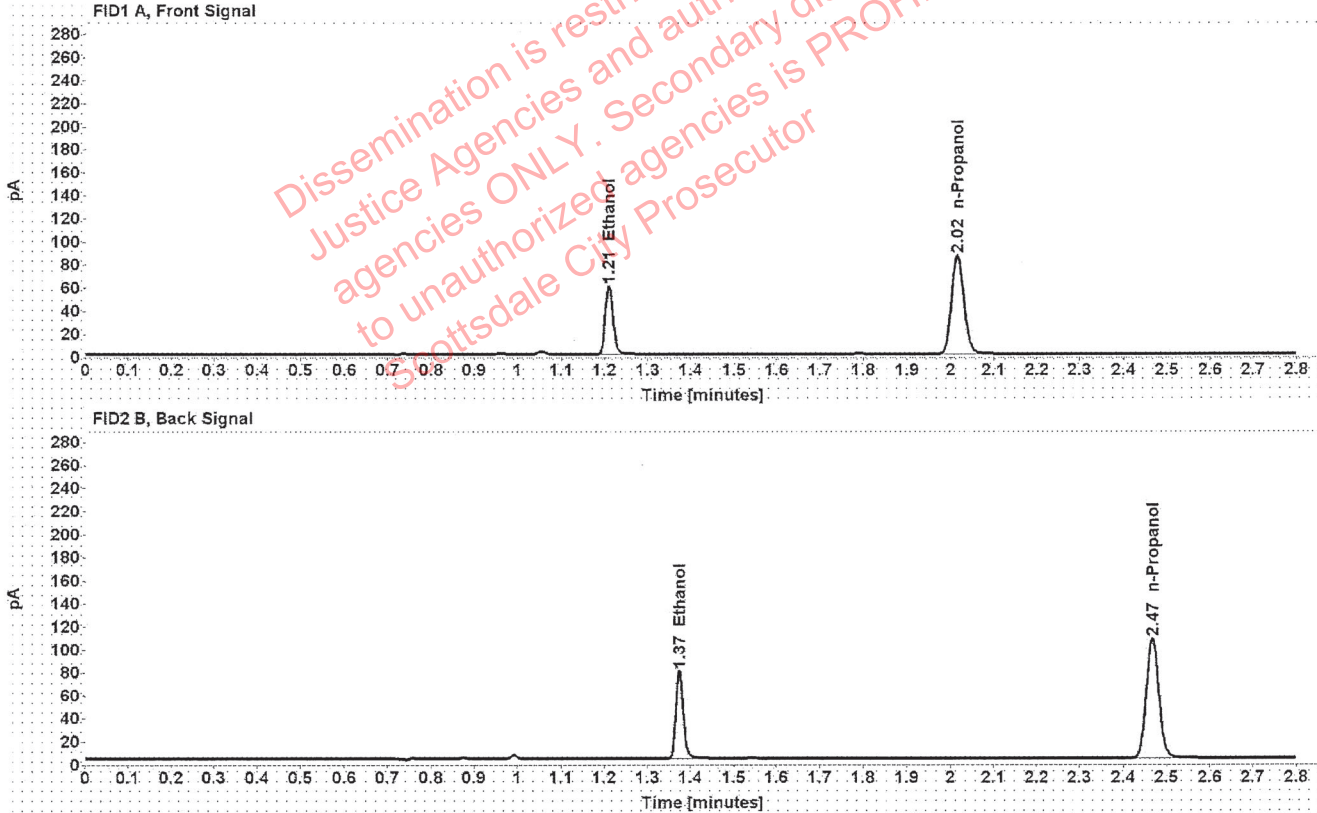


Table 1: FID 1 A (column DB-ALC1)

Compound	Amount (g/100mL)	Time (min)	Peak Area
>Ethanol	0.1212	1.210	75.661
n-Propanol	-----	2.016	170.550

Table 2: FID 2 B (column DB-ALC2)

Compound	Time (min)	Peak Area
Ethanol	1.374	93.841
n-Propanol	2.467	211.129

Scottsdale Police Department Crime Lab Volatiles Analysis

Sample:	1365824	Vial:	23
Description:	[REDACTED]	LIMS ID:	[REDACTED]
Method:	ethanol quant.M	Sequence:	28Apr21
Instrument:	US14173023 CN14160045	Injection date:	4/28/2021 6:04:02 PM
Data file:	C:\Chem32\1\Data\28Apr21\23.D	Analyst:	Abbott

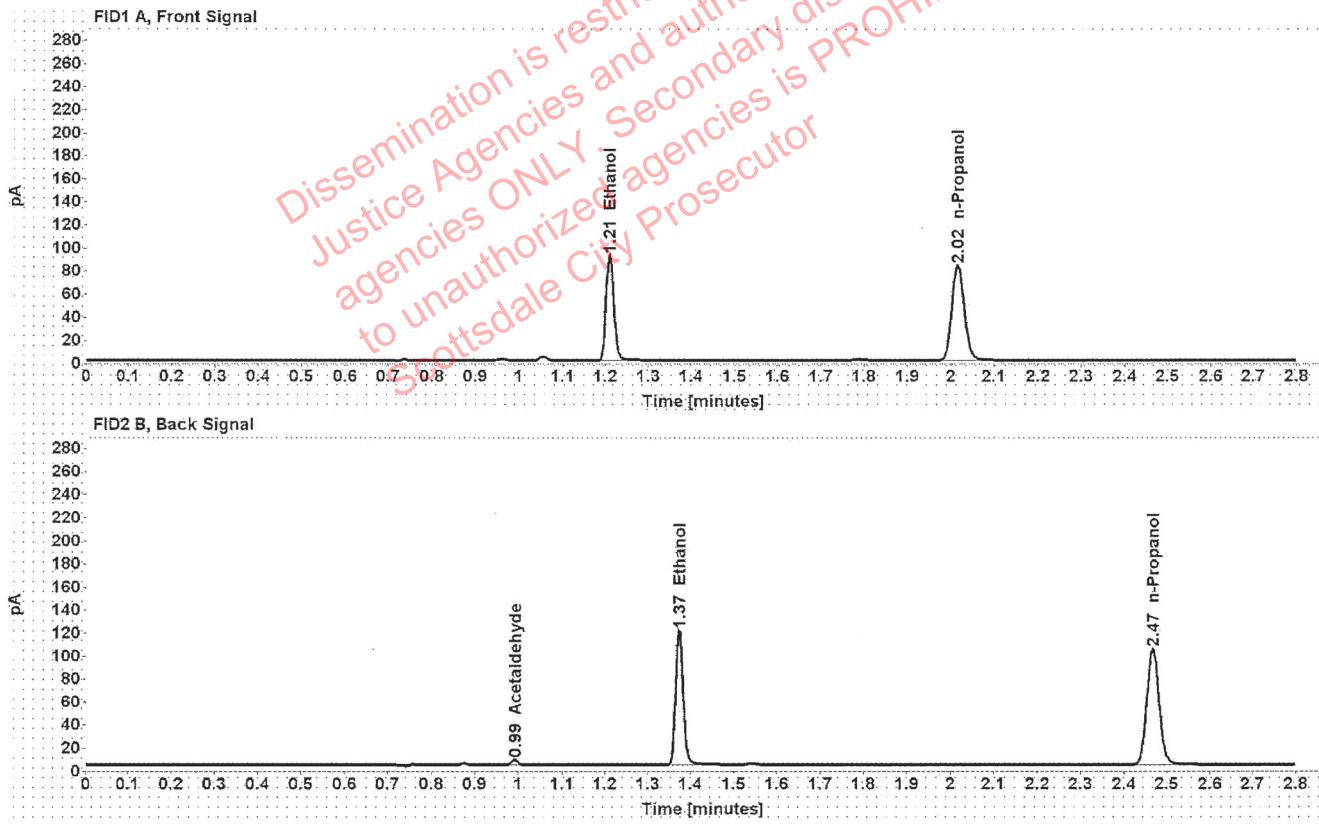


Table 1: FID 1 A (column DB-ALC1)

Compound	Amount (g/100mL)	Time (min)	Peak Area
>Ethanol	0.1920	1.210	115.965
n-Propanol	-----	2.016	164.518

Table 2: FID 2 B (column DB-ALC2)

Compound	Time (min)	Peak Area
Acetaldehyde	0.993	4.362
Ethanol	1.374	144.536
n-Propanol	2.467	203.553

Scottsdale Police Department Crime Lab Volatiles Analysis

Sample:	1365824	Vial:	24
Description:	[REDACTED]	LIMS ID:	[REDACTED]
Method:	ethanol quant.M	Sequence:	28Apr21
Instrument:	US14173023 CN14160045	Injection date:	4/28/2021 6:08:02 PM
Data file:	C:\Chem32\1\Data\28Apr21\24.D	Analyst:	Abbott

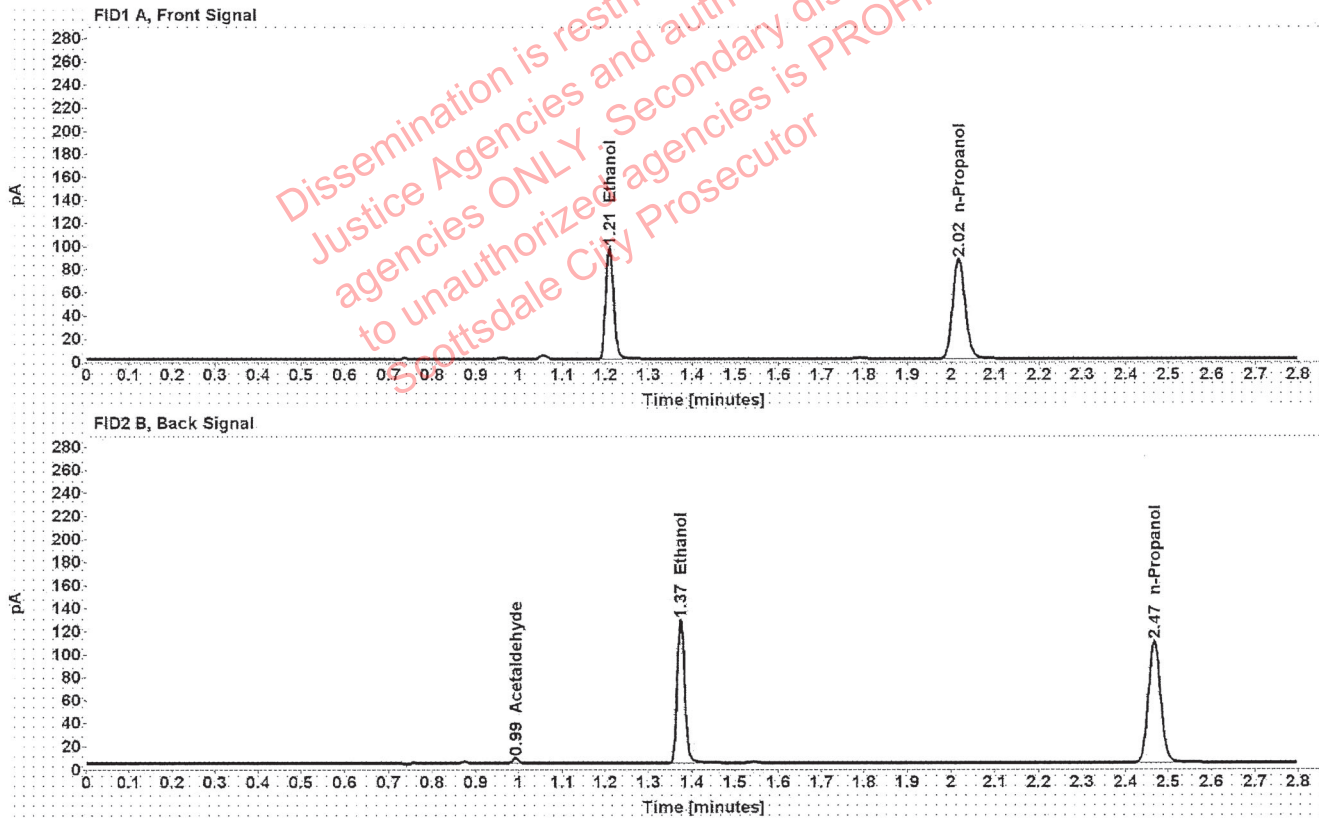


Table 1: FID 1 A (column DB-ALC1)

Compound	Amount (g/100mL)	Time (min)	Peak Area
>Ethanol	0.1947	1.210	123.190
n-Propanol	-----	2.016	172.284

Table 2: FID 2 B (column DB-ALC2)

Compound	Time (min)	Peak Area
Acetaldehyde	0.993	4.486
Ethanol	1.374	153.870
n-Propanol	2.467	213.276

Scottsdale Police Department Crime Lab Volatiles Analysis

Sample:	1365294	Vial:	25
Description:	[REDACTED]	LIMS ID:	[REDACTED]
Method:	ethanol quant.M	Sequence:	28Apr21
Instrument:	US14173023 CN14160045	Injection date:	4/28/2021 6:12:16 PM
Data file:	C:\Chem32\1\Data\28Apr21\25.D	Analyst:	Abbott

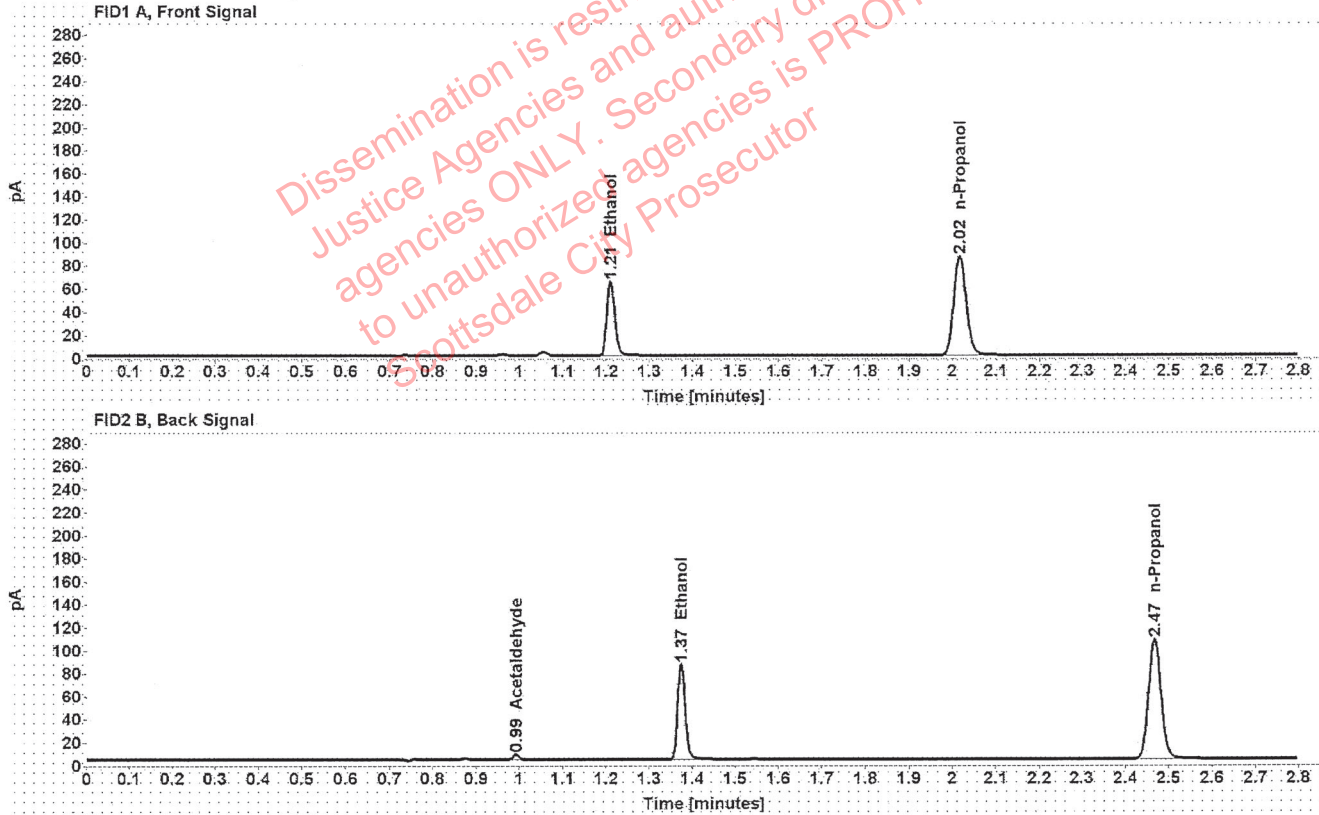


Table 1: FID 1 A (column DB-ALC1)

Compound	Amount (g/100mL)	Time (min)	Peak Area
>Ethanol	0.1317	1.210	82.053
n-Propanol	-----	2.017	170.124

Table 2: FID 2 B (column DB-ALC2)

Compound	Time (min)	Peak Area
Acetaldehyde	0.993	4.418
Ethanol	1.374	101.612
n-Propanol	2.467	210.366

Scottsdale Police Department Crime Lab Volatiles Analysis

Sample:	1365294	Vial:	26
Description:	[REDACTED]	LIMS ID:	[REDACTED]
Method:	ethanol quant.M	Sequence:	28Apr21
Instrument:	US14173023 CN14160045	Injection date:	4/28/2021 6:16:17 PM
Data file:	C:\Chem32\1\Data\28Apr21\26.D	Analyst:	Abbott

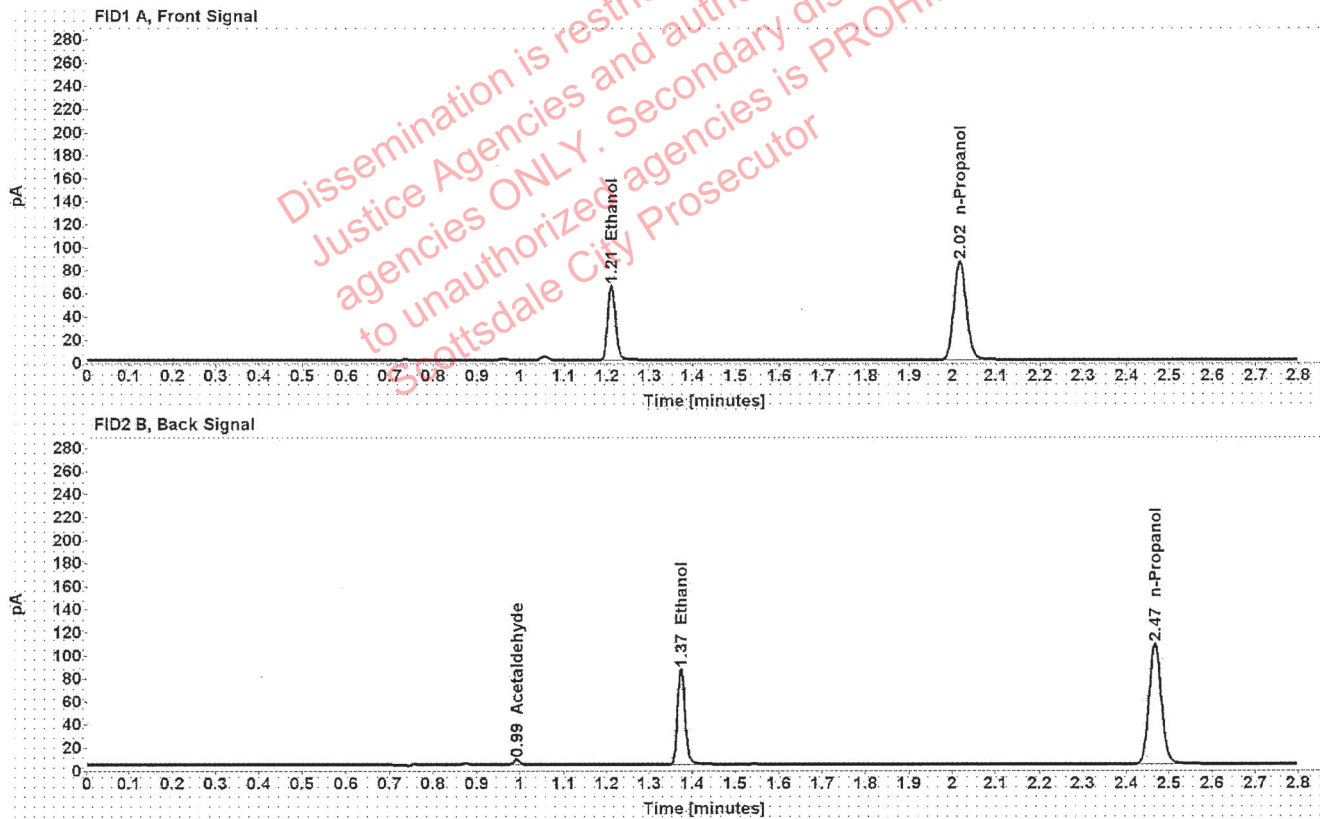


Table 1: FID 1 A (column DB-ALC1)

Compound	Amount (g/100mL)	Time (min)	Peak Area
>Ethanol	0.1313	1.210	82.210
n-Propanol	-----	2.016	170.995

Table 2: FID 2 B (column DB-ALC2)

Compound	Time (min)	Peak Area
Acetaldehyde	0.993	4.391
Ethanol	1.374	102.280
n-Propanol	2.467	211.533

Scottsdale Police Department Crime Lab Volatiles Analysis

Sample:	1366756	Vial:	27
Description:	[redacted]	LIMS ID:	[redacted]
Method:	ethanol quant.M	Sequence:	28Apr21
Instrument:	US14173023 CN14160045	Injection date:	4/28/2021 6:20:17 PM
Data file:	C:\Chem32\1\Data\28Apr21\27.D	Analyst:	Abbott

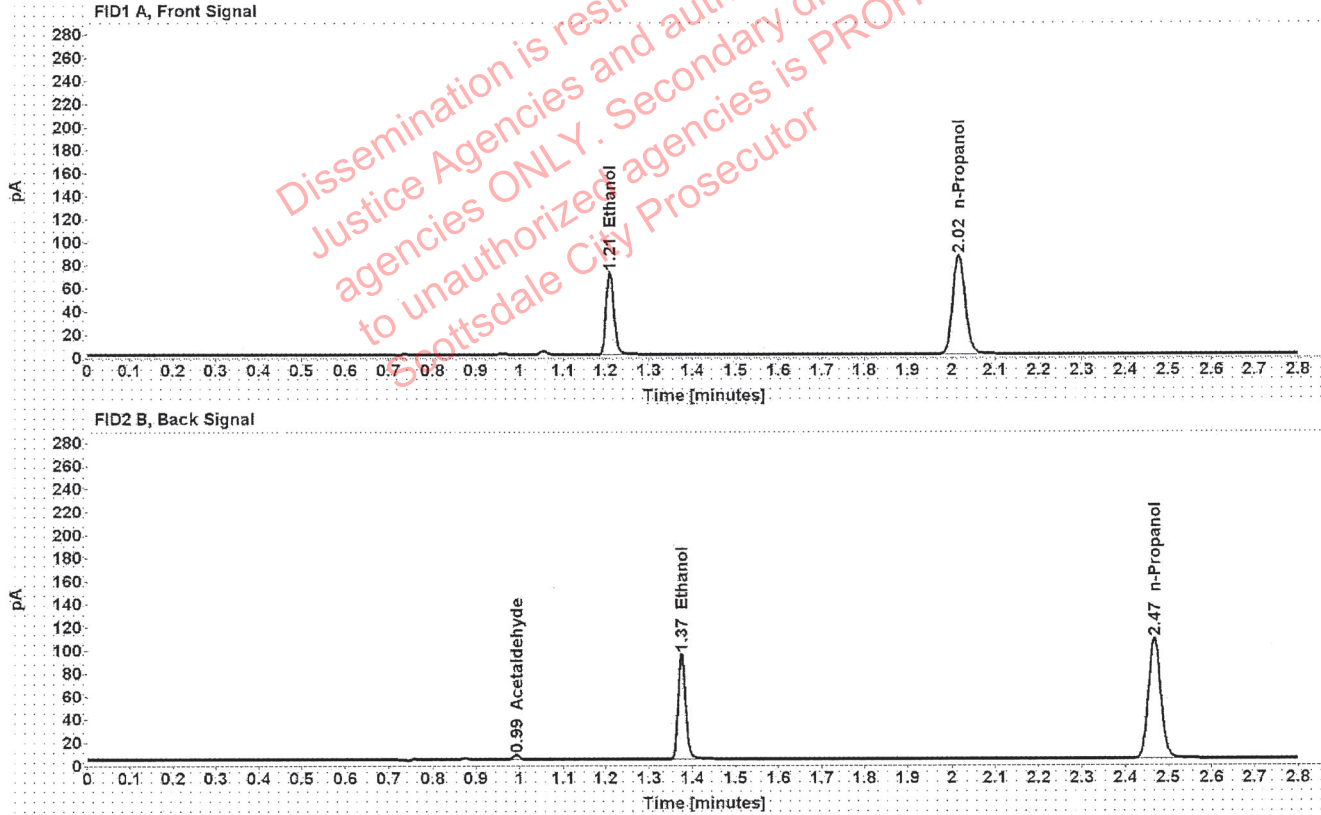


Table 1: FID 1 A (column DB-ALC1)

Compound	Amount (g/100mL)	Time (min)	Peak Area
>Ethanol	0.1450	1.210	90.585
n-Propanol	-----	2.016	170.488

Table 2: FID 2 B (column DB-ALC2)

Compound	Time (min)	Peak Area
Acetaldehyde	0.993	4.024
Ethanol	1.374	112.419
n-Propanol	2.467	211.098

Scottsdale Police Department Crime Lab Volatiles Analysis

Sample:	1366756	Vial:	28
Description:		LIMS ID:	
Method:	ethanol quant.M	Sequence:	28Apr21
Instrument:	US14173023 CN14160045	Injection date:	4/28/2021 6:24:16 PM
Data file:	C:\Chem32\1\Data\28Apr21\28.D	Analyst:	Abbott

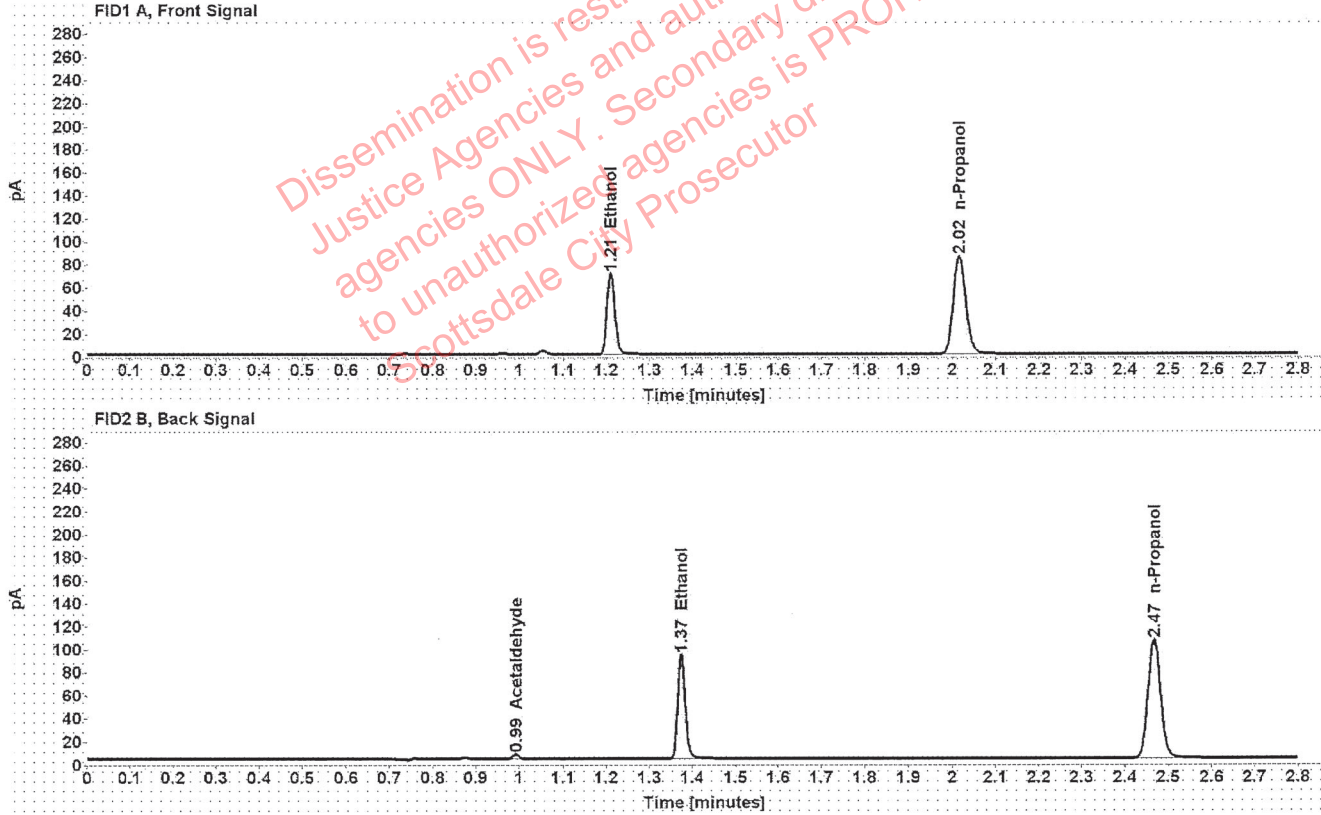


Table 1: FID 1 A (column DB-ALC1)

Compound	Amount (g/100mL)	Time (min)	Peak Area
>Ethanol	0.1449	1.210	89.446
n-Propanol	-----	2.016	168.421

Table 2: FID 2 B (column DB-ALC2)

Compound	Time (min)	Peak Area
Acetaldehyde	0.993	3.977
Ethanol	1.374	111.351
n-Propanol	2.467	208.467

Scottsdale Police Department Crime Lab Volatiles Analysis

Sample:	1366759	Vial:	29
Description:	[REDACTED]	LIMS ID:	[REDACTED]
Method:	ethanol quant.M	Sequence:	28Apr21
Instrument:	US14173023 CN14160045	Injection date:	4/28/2021 6:28:17 PM
Data file:	C:\Chem32\1\Data\28Apr21\29.D	Analyst:	Abbott

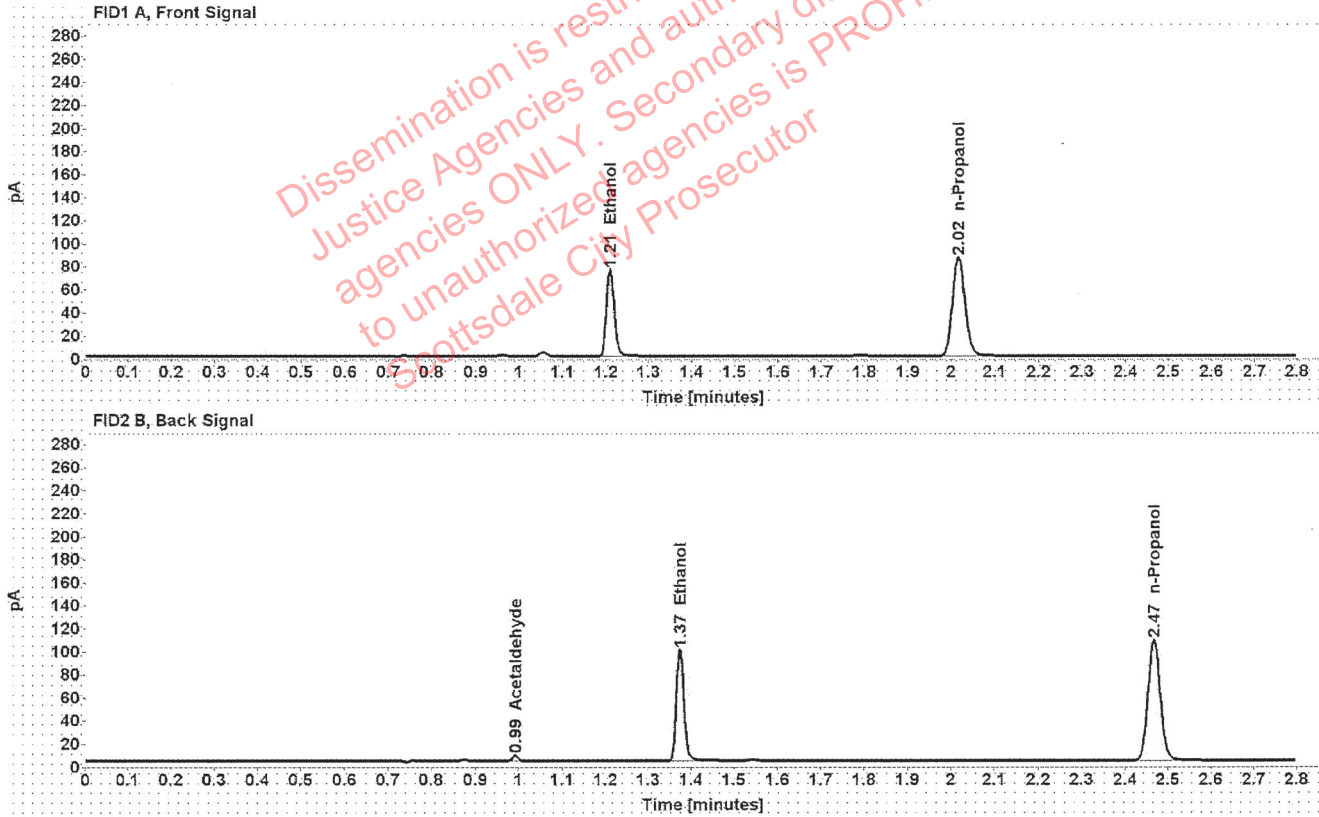


Table 1: FID 1 A (column DB-ALC1)

Compound	Amount (g/100mL)	Time (min)	Peak Area
>Ethanol	0.1523	1.210	95.627
n-Propanol	-----	2.016	171.210

Table 2: FID 2 B (column DB-ALC2)

Compound	Time (min)	Peak Area
Acetaldehyde	0.993	4.726
Ethanol	1.374	118.877
n-Propanol	2.467	211.755

Scottsdale Police Department Crime Lab Volatiles Analysis

Sample:	1366759	Vial:	30
Description:	[REDACTED]	LIMS ID:	[REDACTED]
Method:	ethanol quant.M	Sequence:	28Apr21
Instrument:	US14173023 CN14160045	Injection date:	4/28/2021 6:32:16 PM
Data file:	C:\Chem32\1\Data\28Apr21\30.D	Analyst:	Abbott

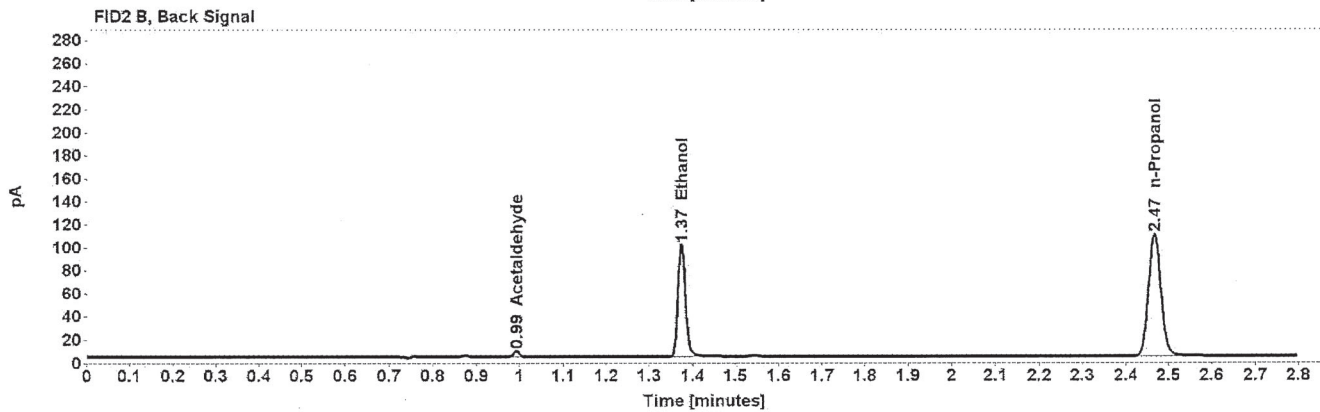
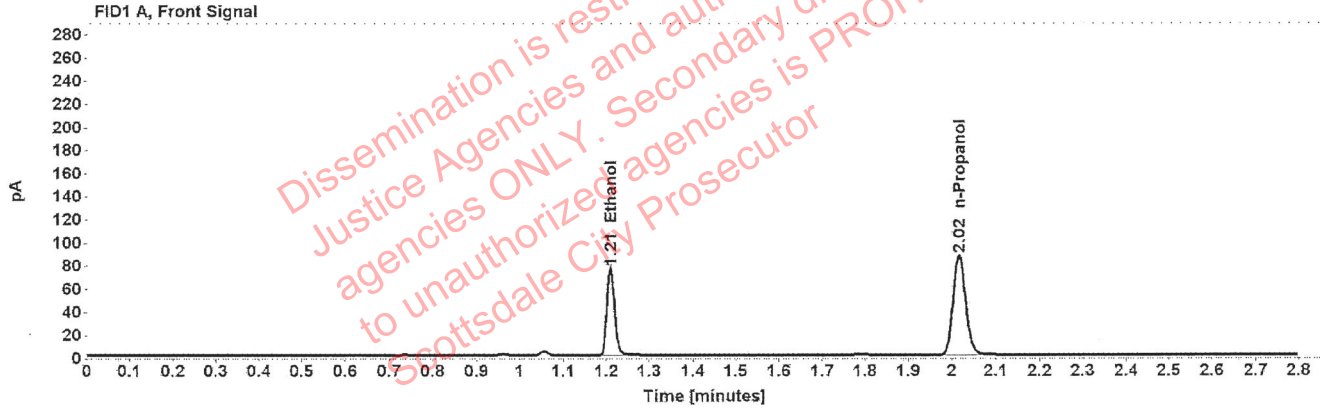


Table 1: FID 1 A (column DB-ALC1)

Compound	Amount (g/100mL)	Time (min)	Peak Area
>Ethanol	0.1518	1.210	96.143
n-Propanol	-----	2.016	172.695

Table 2: FID 2 B (column DB-ALC2)

Compound	Time (min)	Peak Area
Acetaldehyde	0.993	4.773
Ethanol	1.374	119.595
n-Propanol	2.467	213.527

Scottsdale Police Department Crime Lab Volatiles Analysis

Sample:	1365299	Vial:	32
Description:	[REDACTED]	LIMS ID:	[REDACTED]
Method:	ethanol quant.M	Sequence:	28Apr21
Instrument:	US14173023 CN14160045	Injection date:	4/28/2021 6:40:32 PM
Data file:	C:\Chem32\1\Data\28Apr21\32.D	Analyst:	Abbott

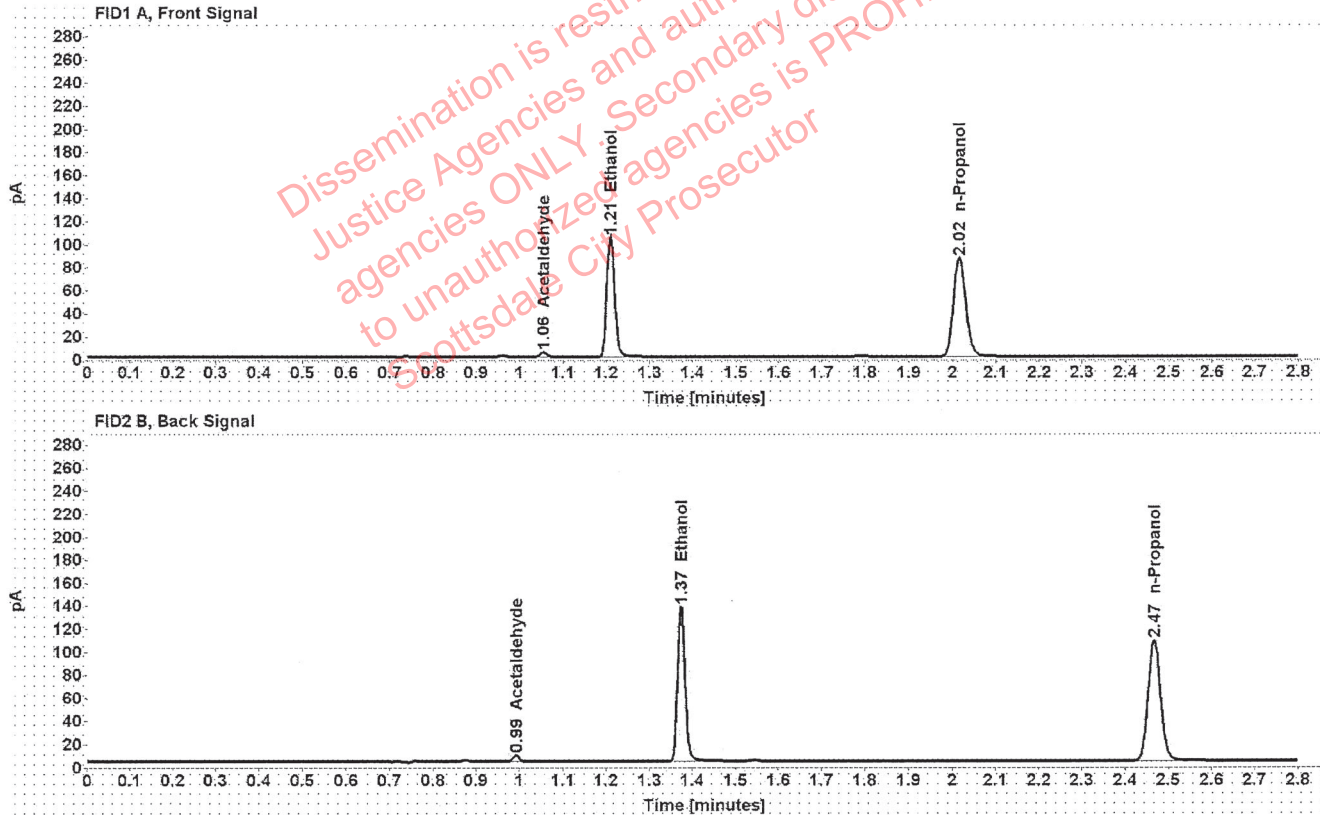


Table 1: FID 1 A (column DB-ALC1)

Compound	Amount (g/100mL)	Time (min)	Peak Area
Acetaldehyde	-----	1.055	3.977
>Ethanol	0.2108	1.210	132.721
n-Propanol	-----	2.016	171.407

Table 2: FID 2 B (column DB-ALC2)

Compound	Time (min)	Peak Area
Acetaldehyde	0.993	5.234
Ethanol	1.374	165.746
n-Propanol	2.467	212.026

Scottsdale Police Department Crime Lab Volatiles Analysis

Sample:	1365299	Vial:	33
Description:		LIMS ID:	
Method:	ethanol quant.M	Sequence:	28Apr21
Instrument:	US14173023 CN14160045	Injection date:	4/28/2021 6:44:31 PM
Data file:	C:\Chem32\1\Data\28Apr21\33.D	Analyst:	Abbott

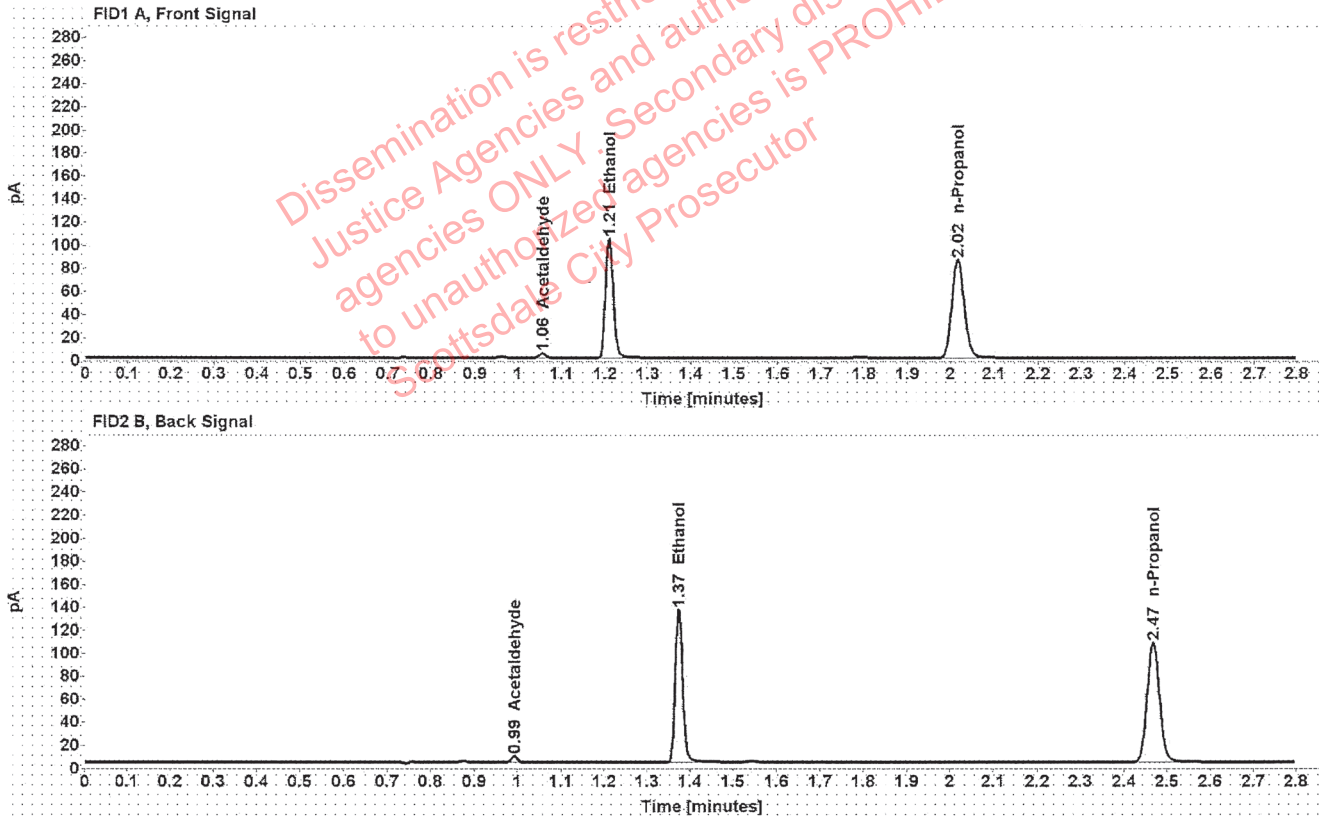


Table 1: FID 1 A (column DB-ALC1)

Compound	Amount (g/100mL)	Time (min)	Peak Area
Acetaldehyde	-----	1.055	3.968
>Ethanol	0.2103	1.210	131.579
n-Propanol	-----	2.016	170.274

Table 2: FID 2 B (column DB-ALC2)

Compound	Time (min)	Peak Area
Acetaldehyde	0.993	5.229
Ethanol	1.374	164.464
n-Propanol	2.467	210.635

Scottsdale Police Department Crime Lab Volatiles Analysis

Sample:	1366766	Vial:	34
Description:	[REDACTED]	LIMS ID:	[REDACTED]
Method:	ethanol quant.M	Sequence:	28Apr21
Instrument:	US14173023 CN14160045	Injection date:	4/28/2021 6:48:31 PM
Data file:	C:\Chem32\1\Data\28Apr21\34.D	Analyst:	Abbott

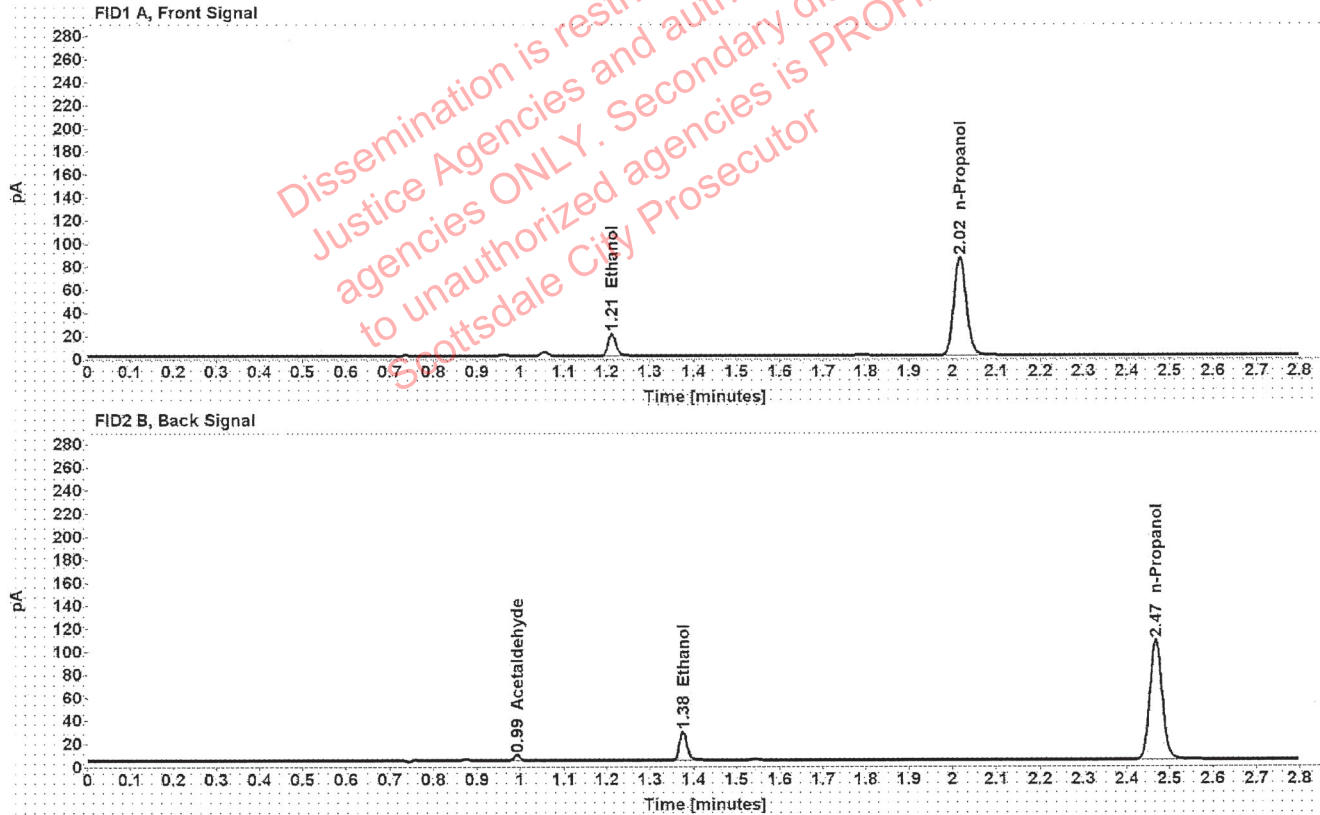


Table 1: FID 1 A (column DB-ALC1)

Compound	Amount (g/100mL)	Time (min)	Peak Area
>Ethanol	0.0405	1.212	24.839
n-Propanol	-----	2.016	170.600

Table 2: FID 2 B (column DB-ALC2)

Compound	Time (min)	Peak Area
Acetaldehyde	0.993	4.775
Ethanol	1.375	31.342
n-Propanol	2.467	210.858

Scottsdale Police Department Crime Lab Volatiles Analysis

Sample:	1366766	Vial:	35
Description:	[REDACTED]	LIMS ID:	[REDACTED]
Method:	ethanol quant.M	Sequence:	28Apr21
Instrument:	US14173023 CN14160045	Injection date:	4/28/2021 6:52:31 PM
Data file:	C:\Chem32\1\Data\28Apr21\35.D	Analyst:	Abbott

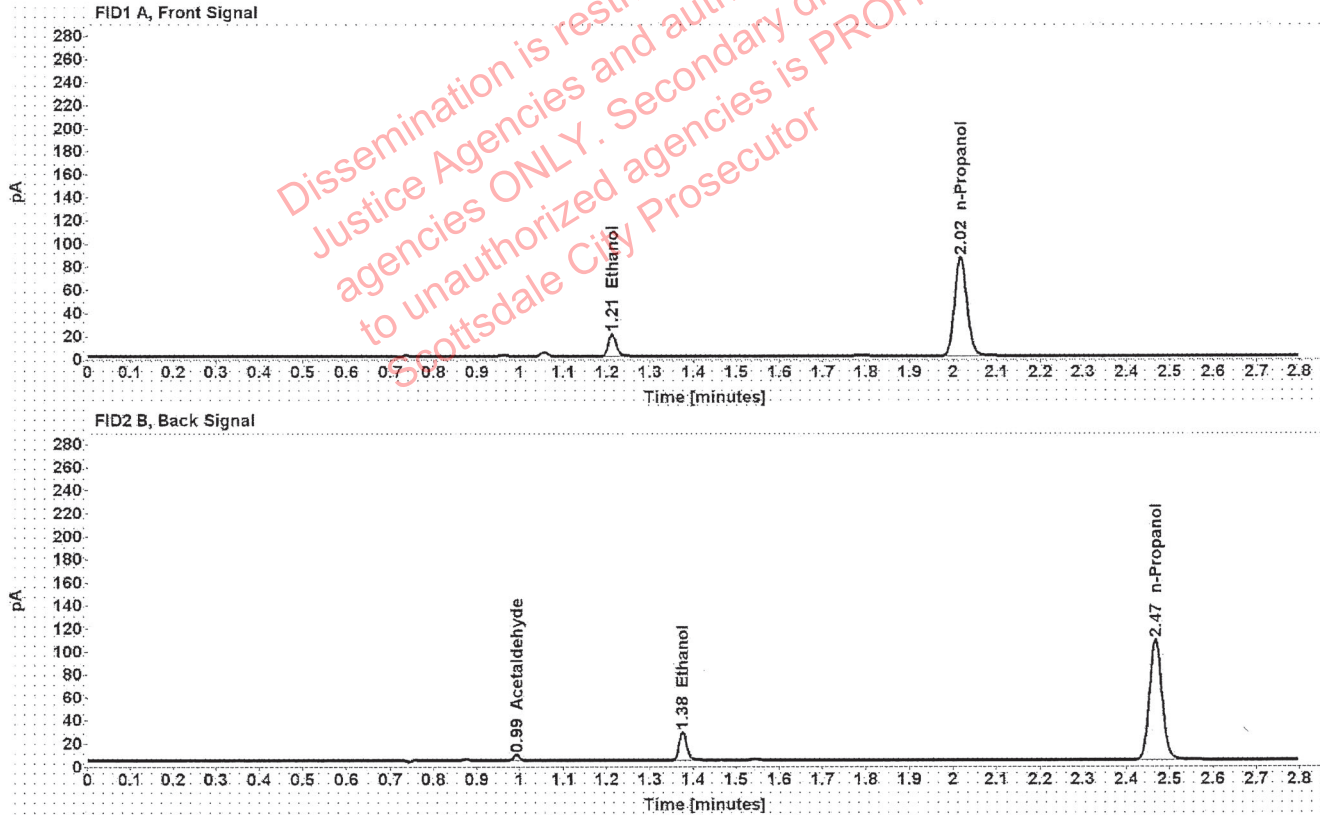


Table 1: FID 1 A (column DB-ALC1)

Compound	Amount (g/100mL)	Time (min)	Peak Area
>Ethanol	0.0403	1.212	24.726
n-Propanol	-----	2.016	170.976

Table 2: FID 2 B (column DB-ALC2)

Compound	Time (min)	Peak Area
Acetaldehyde	0.993	4.809
Ethanol	1.375	31.155
n-Propanol	2.467	211.590

Scottsdale Police Department Crime Lab Volatiles Analysis

Sample:	1367036	Vial:	36
Description:		LIMS ID:	
Method:	ethanol quant.M	Sequence:	28Apr21
Instrument:	US14173023 CN14160045	Injection date:	4/28/2021 6:56:31 PM
Data file:	C:\Chem32\1\Data\28Apr21\36.D	Analyst:	Abbott

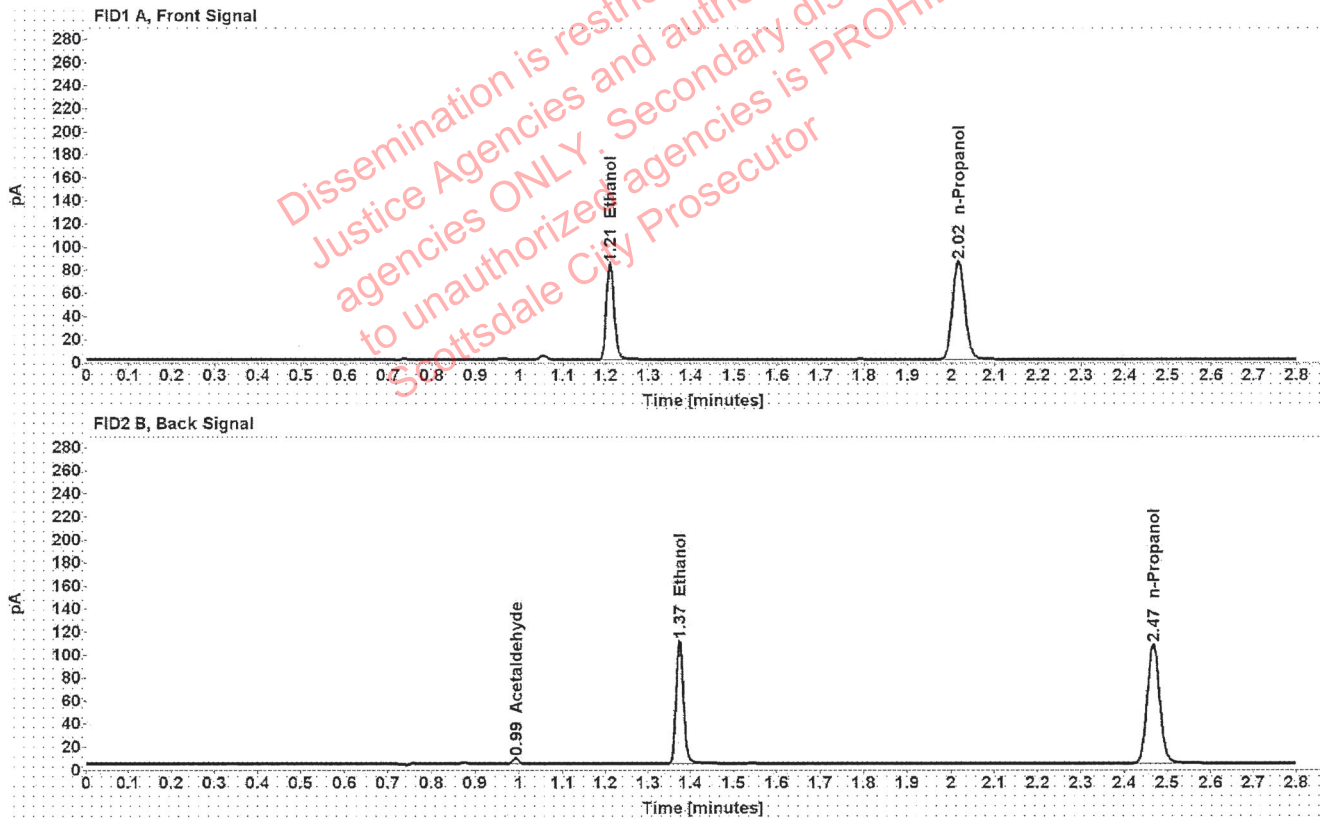


Table 1: FID 1 A (column DB-ALC1)

Compound	Amount (g/100mL)	Time (min)	Peak Area
>Ethanol	0.1696	1.210	105.756
n-Propanol	-----	2.016	169.893

Table 2: FID 2 B (column DB-ALC2)

Compound	Time (min)	Peak Area
Acetaldehyde	0.993	4.692
Ethanol	1.374	131.809
n-Propanol	2.467	210.243

Scottsdale Police Department Crime Lab Volatiles Analysis

Sample:	1367036	Vial:	37
Description:		LIMS ID:	
Method:	ethanol quant.M	Sequence:	28Apr21
Instrument:	US14173023 CN14160045	Injection date:	4/28/2021 7:00:47 PM
Data file:	C:\Chem32\1\Data\28Apr21\37.D	Analyst:	Abbott

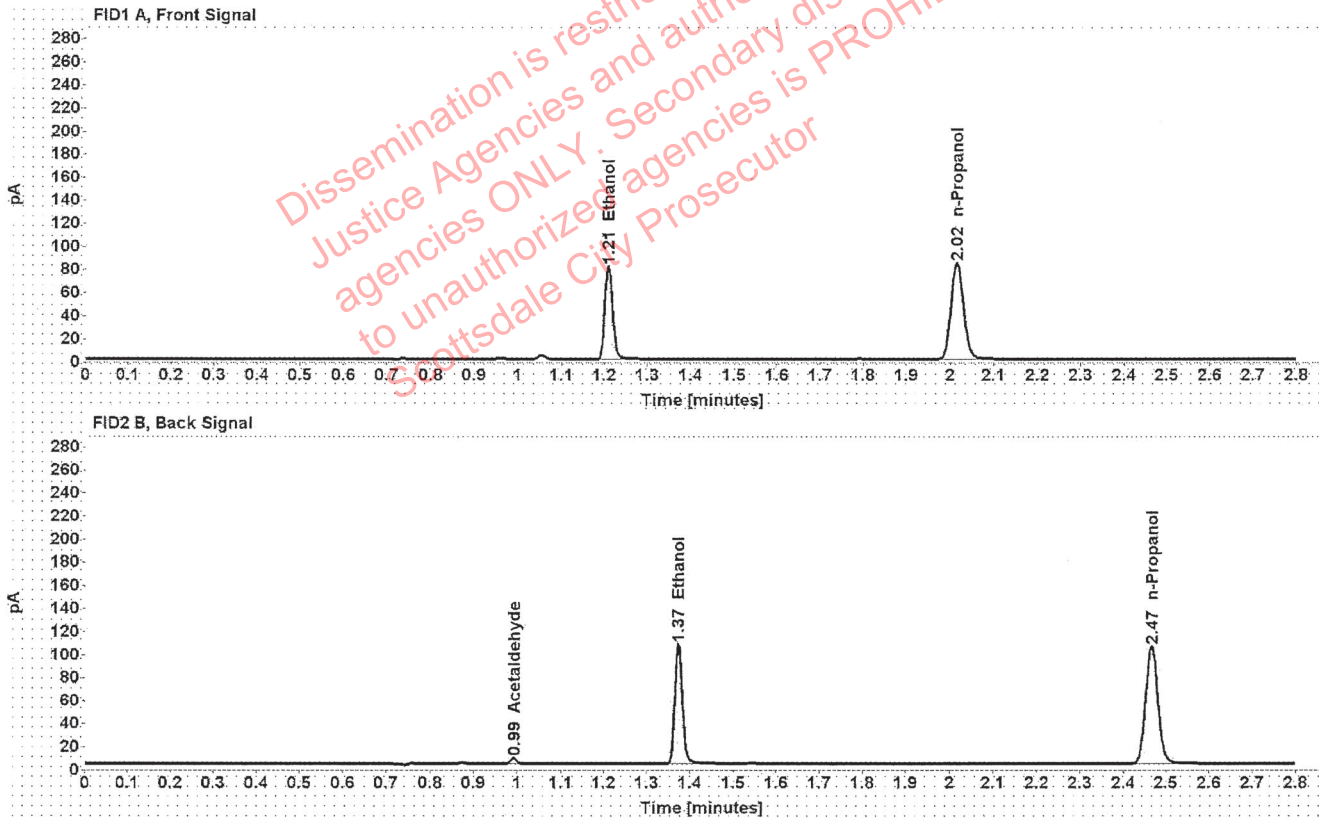


Table 1: FID 1 A (column DB-ALC1)

Compound	Amount (g/100mL)	Time (min)	Peak Area
>Ethanol	0.1678	1.210	102.910
n-Propanol	-----	2.016	167.201

Table 2: FID 2 B (column DB-ALC2)

Compound	Time (min)	Peak Area
Acetaldehyde	0.992	4.667
Ethanol	1.373	128.014
n-Propanol	2.466	206.842

Scottsdale Police Department Crime Lab Volatiles Analysis

Sample:	1366888	Vial:	38
Description:	[REDACTED]	LIMS ID:	[REDACTED]
Method:	ethanol quant.M	Sequence:	28Apr21
Instrument:	US14173023 CN14160045	Injection date:	4/28/2021 7:04:46 PM
Data file:	C:\Chem32\1\Data\28Apr21\38.D	Analyst:	Abbott

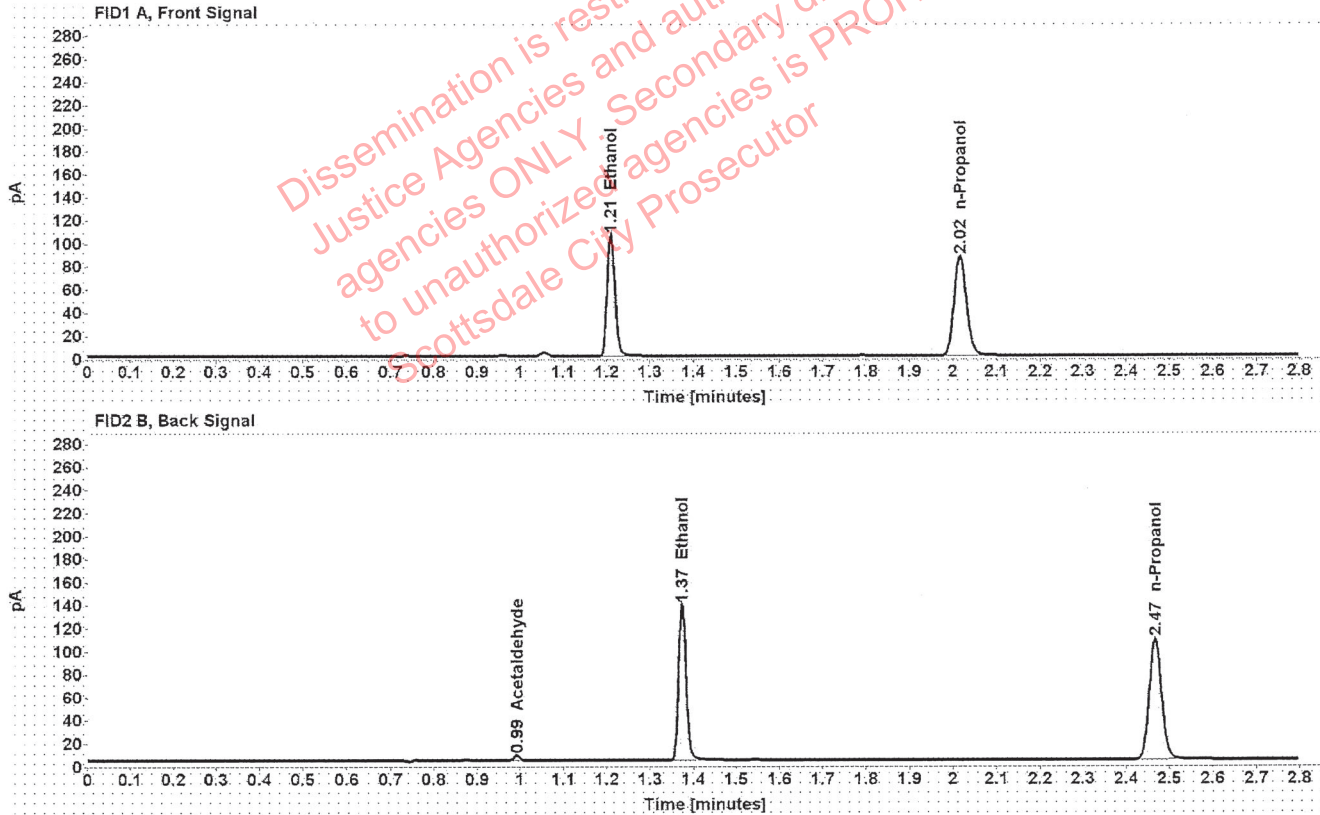


Table 1: FID 1 A (column DB-ALC1)

Compound	Amount (g/100mL)	Time (min)	Peak Area
>Ethanol	0.2124	1.210	133.880
n-Propanol	-----	2.016	171.525

Table 2: FID 2 B (column DB-ALC2)

Compound	Time (min)	Peak Area
Acetaldehyde	0.993	4.299
Ethanol	1.374	166.937
n-Propanol	2.467	212.039

Scottsdale Police Department Crime Lab Volatiles Analysis

Sample:	1366888	Vial:	39
Description:	[REDACTED]	LIMS ID:	[REDACTED]
Method:	ethanol quant.M	Sequence:	28Apr21
Instrument:	US14173023 CN14160045	Injection date:	4/28/2021 7:08:46 PM
Data file:	C:\Chem32\1\Data\28Apr21\39.D	Analyst:	Abbott

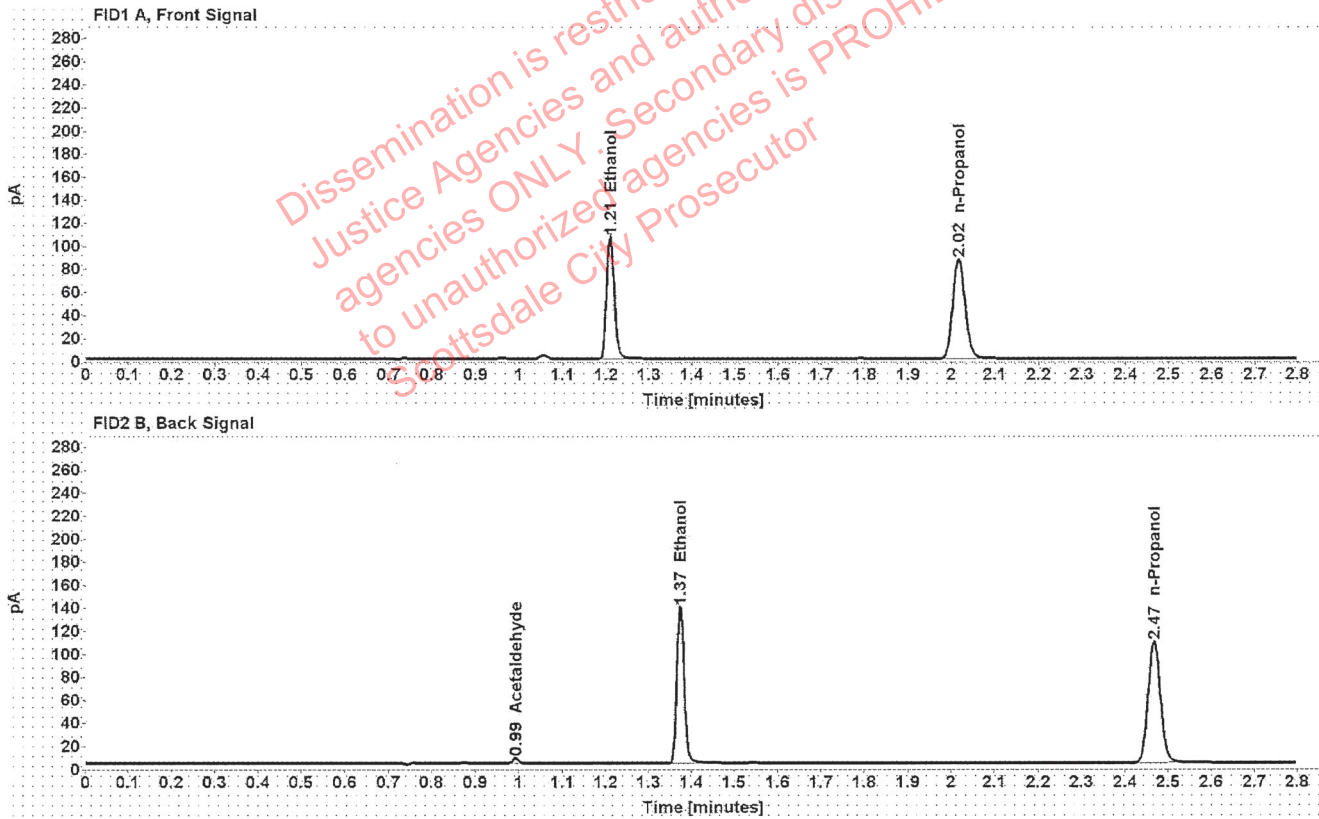


Table 1: FID 1 A (column DB-ALC1)

Compound	Amount (g/100mL)	Time (min)	Peak Area
>Ethanol	0.2125	1.210	134.496
n-Propanol	-----	2.016	172.241

Table 2: FID 2 B (column DB-ALC2)

Compound	Time (min)	Peak Area
Acetaldehyde	0.993	4.296
Ethanol	1.374	167.503
n-Propanol	2.467	212.870

Scottsdale Police Department Crime Lab Volatiles Analysis

Sample:	1366760	Vial:	40
Description:	[REDACTED]	LIMS ID:	[REDACTED]
Method:	ethanol quant.M	Sequence:	28Apr21
Instrument:	US14173023 CN14160045	Injection date:	4/28/2021 7:12:46 PM
Data file:	C:\Chem32\1\Data\28Apr21\40.D	Analyst:	Abbott

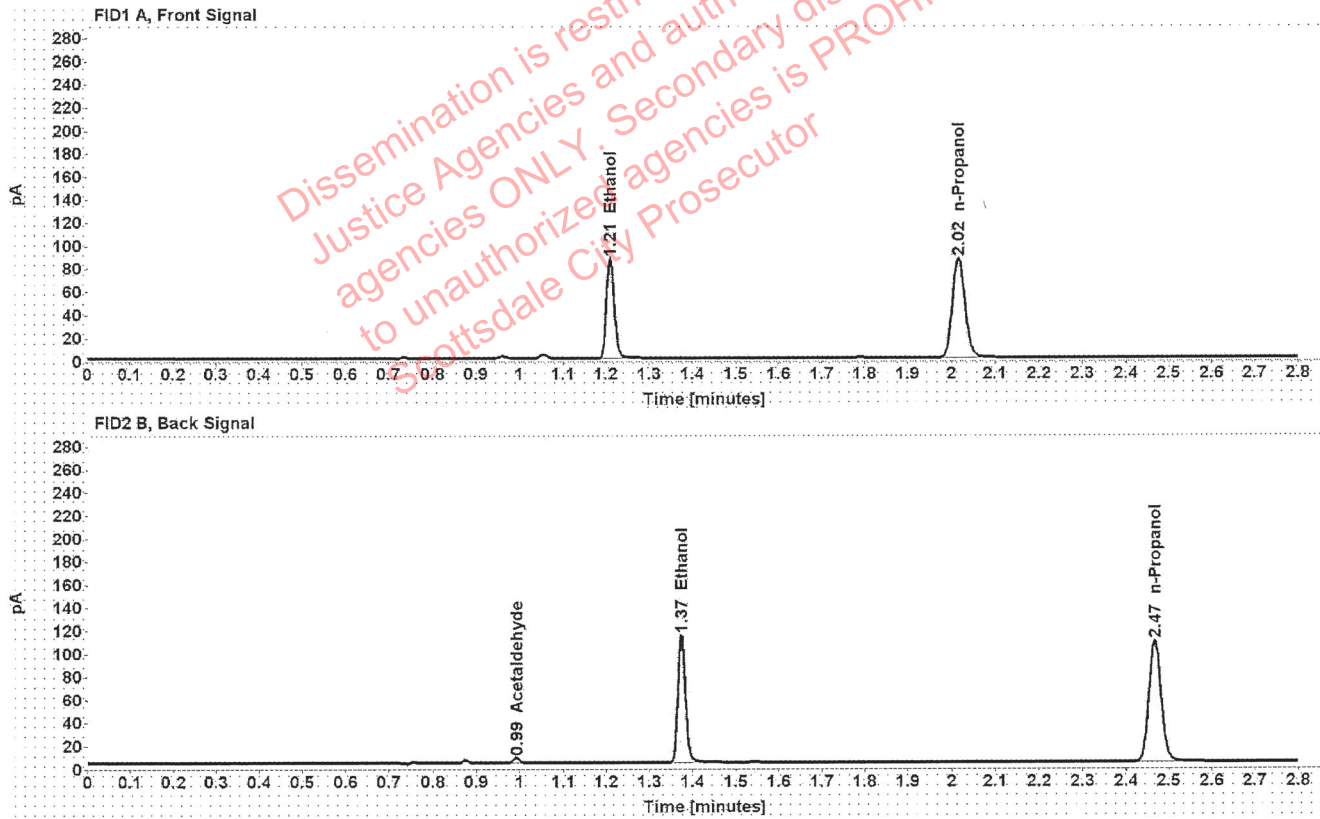


Table 1: FID 1 A (column DB-ALC1)

Compound	Amount (g/100mL)	Time (min)	Peak Area
>Ethanol	0.1741	1.210	109.619
n-Propanol	-----	2.016	171.568

Table 2: FID 2 B (column DB-ALC2)

Compound	Time (min)	Peak Area
Acetaldehyde	0.993	4.309
Ethanol	1.374	136.336
n-Propanol	2.467	212.420

Scottsdale Police Department Crime Lab Volatiles Analysis

Sample:	1366760	Vial:	41
Description:		LIMS ID:	
Method:	ethanol quant.M	Sequence:	28Apr21
Instrument:	US14173023 CN14160045	Injection date:	4/28/2021 7:16:46 PM
Data file:	C:\Chem32\1\Data\28Apr21\41.D	Analyst:	Abbott

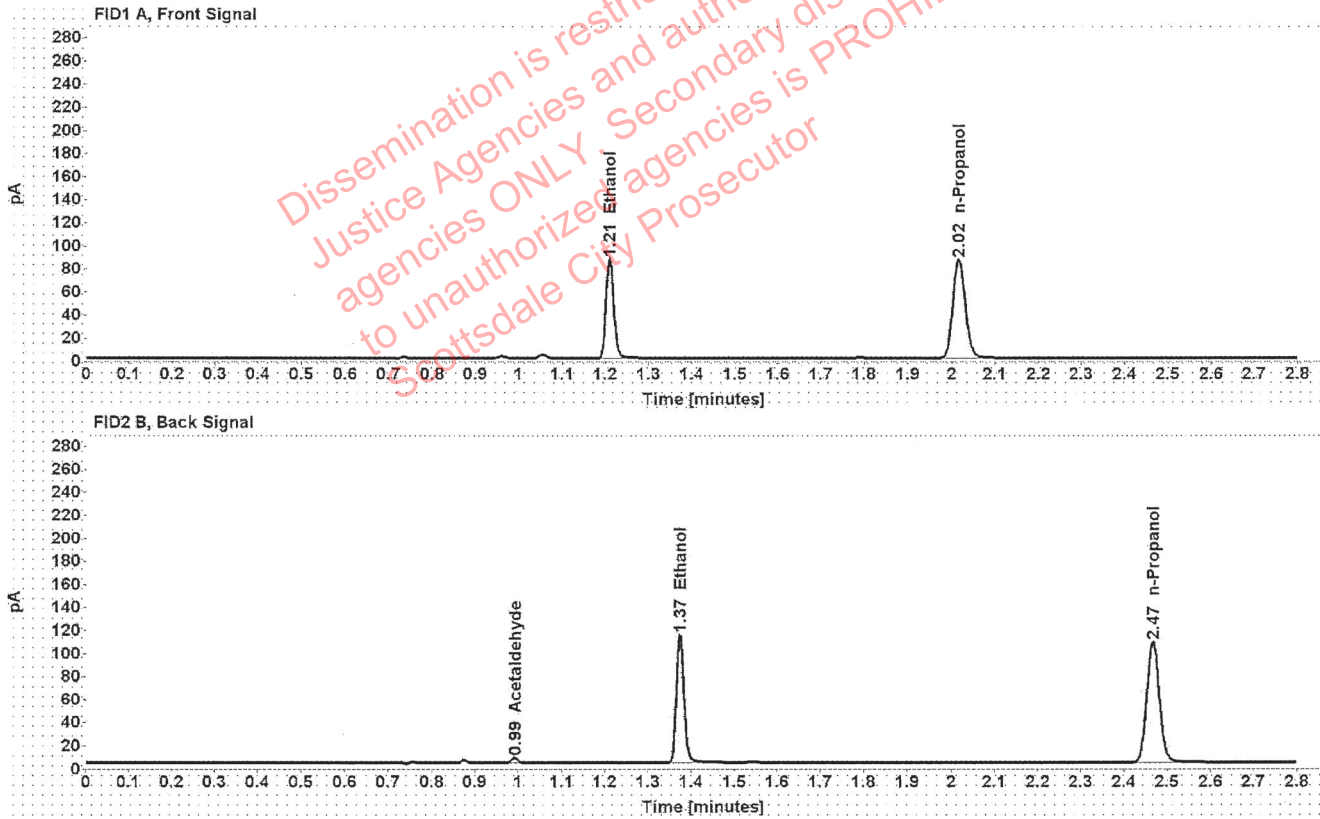


Table 1: FID 1 A (column DB-ALC1)

Compound	Amount (g/100mL)	Time (min)	Peak Area
>Ethanol	0.1751	1.210	109.959
n-Propanol	-----	2.016	171.160

Table 2: FID 2 B (column DB-ALC2)

Compound	Time (min)	Peak Area
Acetaldehyde	0.993	4.222
Ethanol	1.374	136.963
n-Propanol	2.467	212.098

Scottsdale Police Department Crime Lab Volatiles Analysis

Sample:	1343451	Vial:	43
Description:	[REDACTED]	LIMS ID:	[REDACTED]
Method:	ethanol quant.M	Sequence:	28Apr21
Instrument:	US14173023 CN14160045	Injection date:	4/28/2021 7:25:02 PM
Data file:	C:\Chem32\1\Data\28Apr21\43.D	Analyst:	Abbott

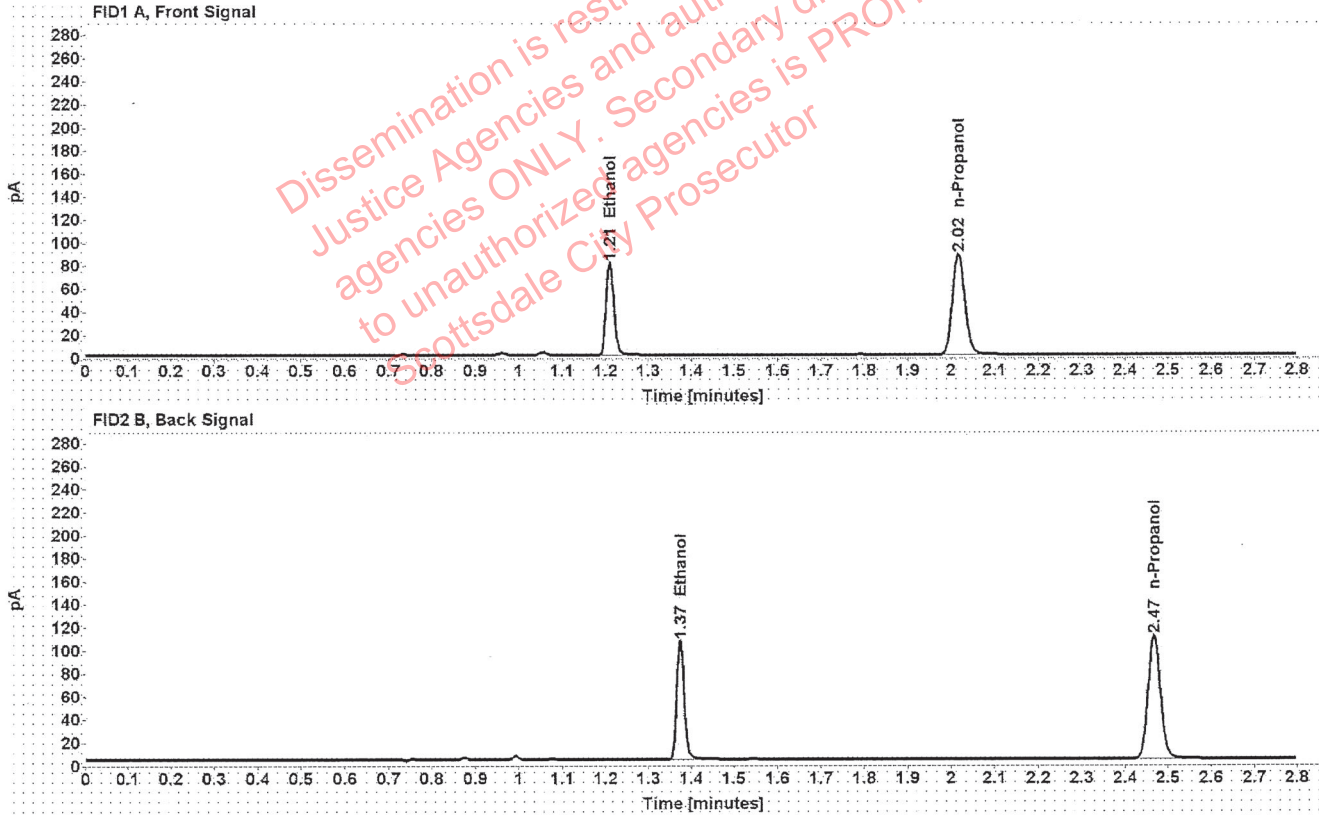


Table 1: FID 1 A (column DB-ALC1)

Compound	Amount (g/100mL)	Time (min)	Peak Area
>Ethanol	0.1592	1.210	101.912
n-Propanol	-----	2.016	174.521

Table 2: FID 2 B (column DB-ALC2)

Compound	Time (min)	Peak Area
Ethanol	1.374	126.871
n-Propanol	2.467	215.887

Scottsdale Police Department Crime Lab Volatiles Analysis

Sample:	1343451	Vial:	44
Description:	[REDACTED]	LIMS ID:	[REDACTED]
Method:	ethanol quant.M	Sequence:	28Apr21
Instrument:	US14173023 CN14160045	Injection date:	4/28/2021 7:29:01 PM
Data file:	C:\Chem32\1\Data\28Apr21\44.D	Analyst:	Abbott

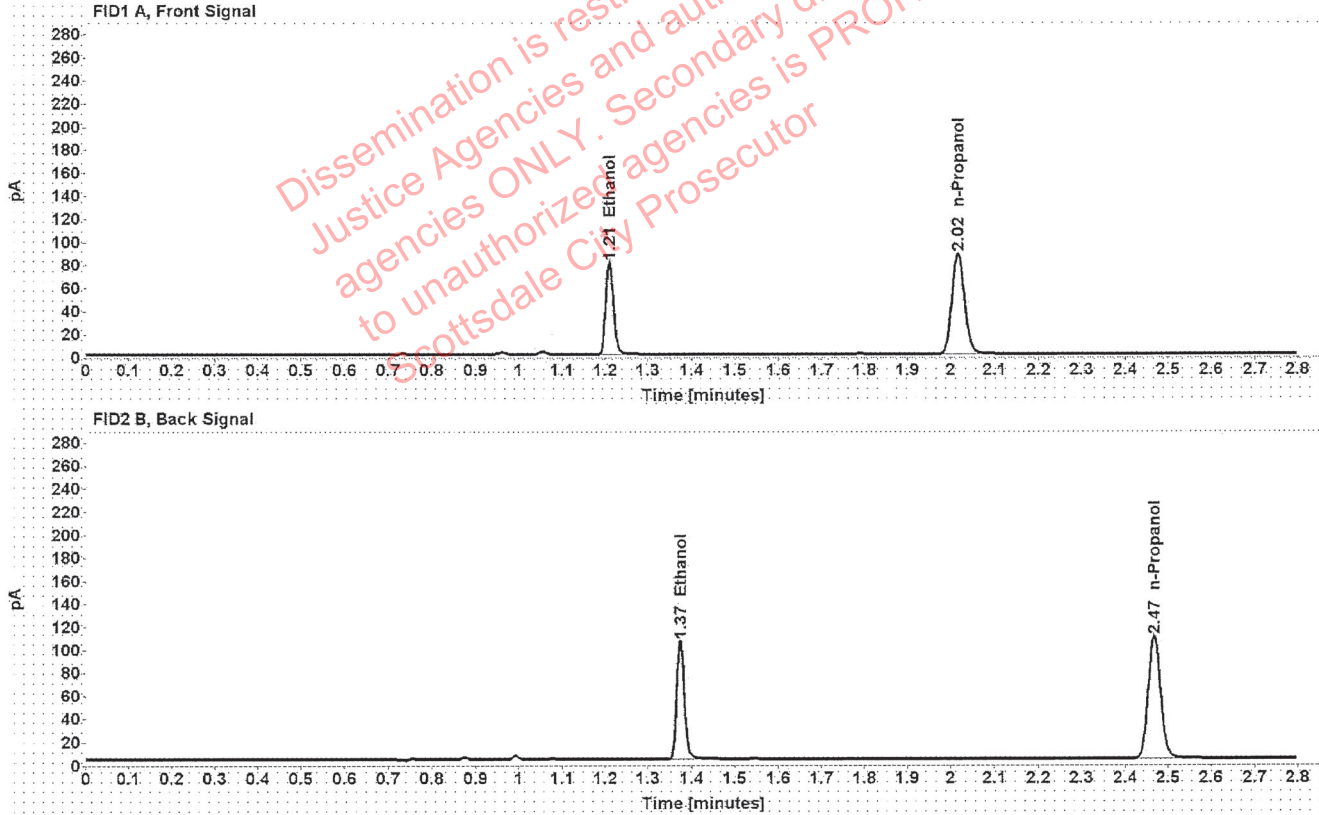


Table 1: FID 1 A (column DB-ALC1)

Compound	Amount (g/100mL)	Time (min)	Peak Area
>Ethanol	0.1592	1.210	101.489
n-Propanol	-----	2.016	173.762

Table 2: FID 2 B (column DB-ALC2)

Compound	Time (min)	Peak Area
Ethanol	1.374	126.396
n-Propanol	2.467	215.204

Scottsdale Police Department Crime Lab Volatiles Analysis

Sample:	1367172	Vial:	45
Description:	[REDACTED]	LIMS ID:	[REDACTED]
Method:	ethanol quant.M	Sequence:	28Apr21
Instrument:	US14173023 CN14160045	Injection date:	4/28/2021 7:33:01 PM
Data file:	C:\Chem32\1\Data\28Apr21\45.D	Analyst:	Abbott

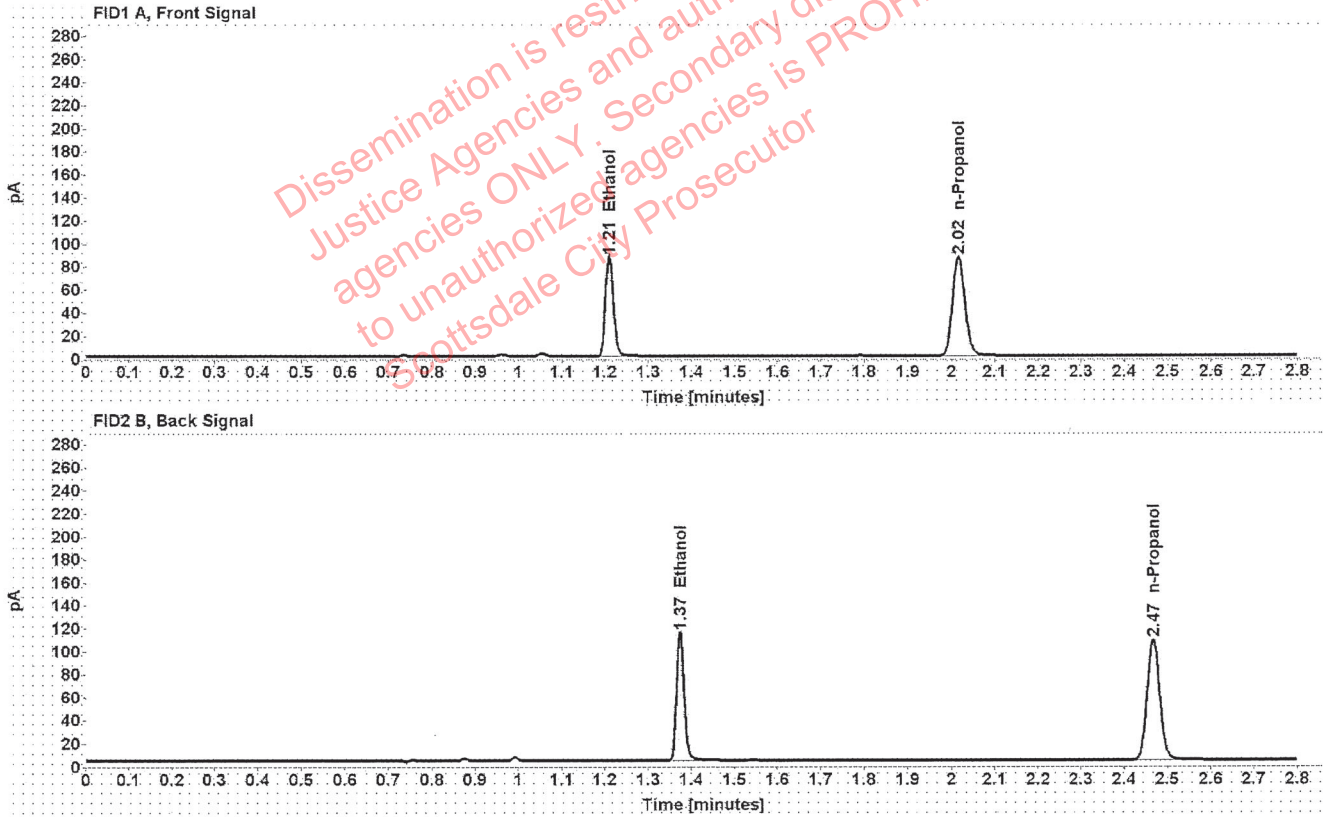


Table 1: FID 1 A (column DB-ALC1)

Compound	Amount (g/100mL)	Time (min)	Peak Area
>Ethanol	0.1751	1.210	110.199
n-Propanol	-----	2.016	171.528

Table 2: FID 2 B (column DB-ALC2)

Compound	Time (min)	Peak Area
Ethanol	1.374	137.248
n-Propanol	2.467	212.194

Scottsdale Police Department Crime Lab Volatiles Analysis

Sample:	1367172	Vial:	46
Description:	[REDACTED]	LIMS ID:	[REDACTED]
Method:	ethanol quant.M	Sequence:	28Apr21
Instrument:	US14173023 CN14160045	Injection date:	4/28/2021 7:37:01 PM
Data file:	C:\Chem32\1\Data\28Apr21\46.D	Analyst:	Abbott

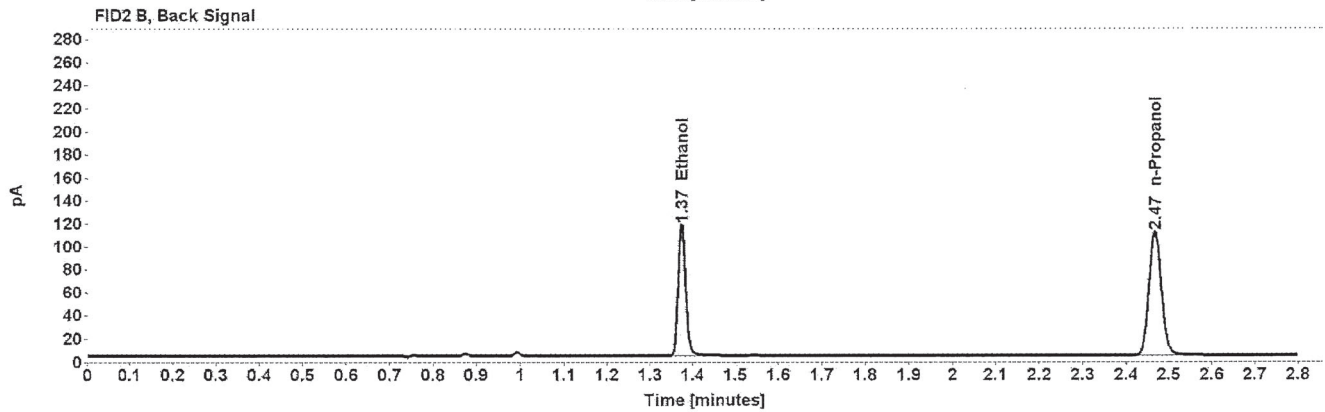
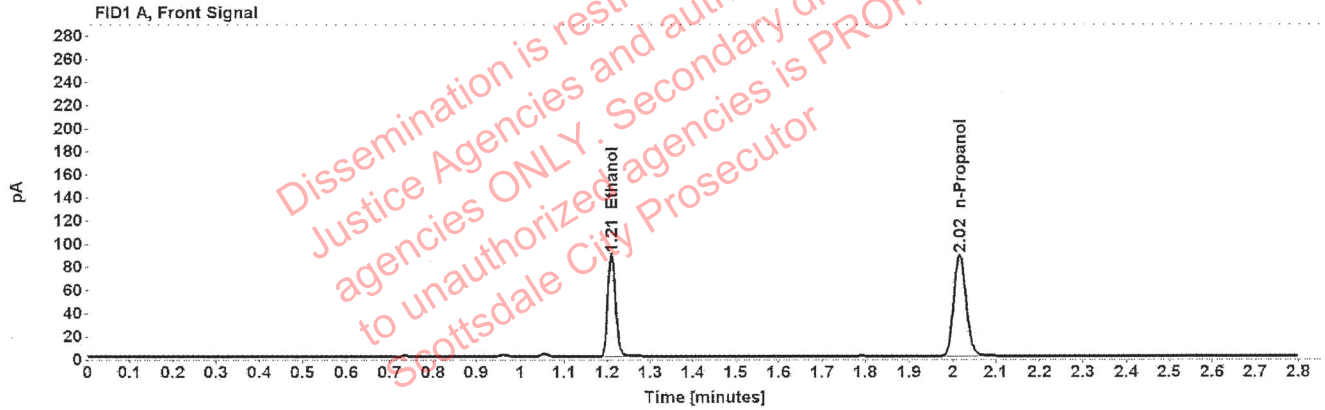


Table 1: FID 1 A (column DB-ALC1)

Compound	Amount (g/100mL)	Time (min)	Peak Area
>Ethanol	0.1750	1.210	112.620
n-Propanol	-----	2.016	175.340

Table 2: FID 2 B (column DB-ALC2)

Compound	Time (min)	Peak Area
Ethanol	1.374	140.257
n-Propanol	2.467	216.885

Scottsdale Police Department Crime Lab Volatiles Analysis

Sample:	1364374	Vial:	47
Description:	[REDACTED]	LIMS ID:	[REDACTED]
Method:	ethanol quant.M	Sequence:	28Apr21
Instrument:	US14173023 CN14160045	Injection date:	4/28/2021 7:41:01 PM
Data file:	C:\Chem32\1\Data\28Apr21\47.D	Analyst:	Abbott

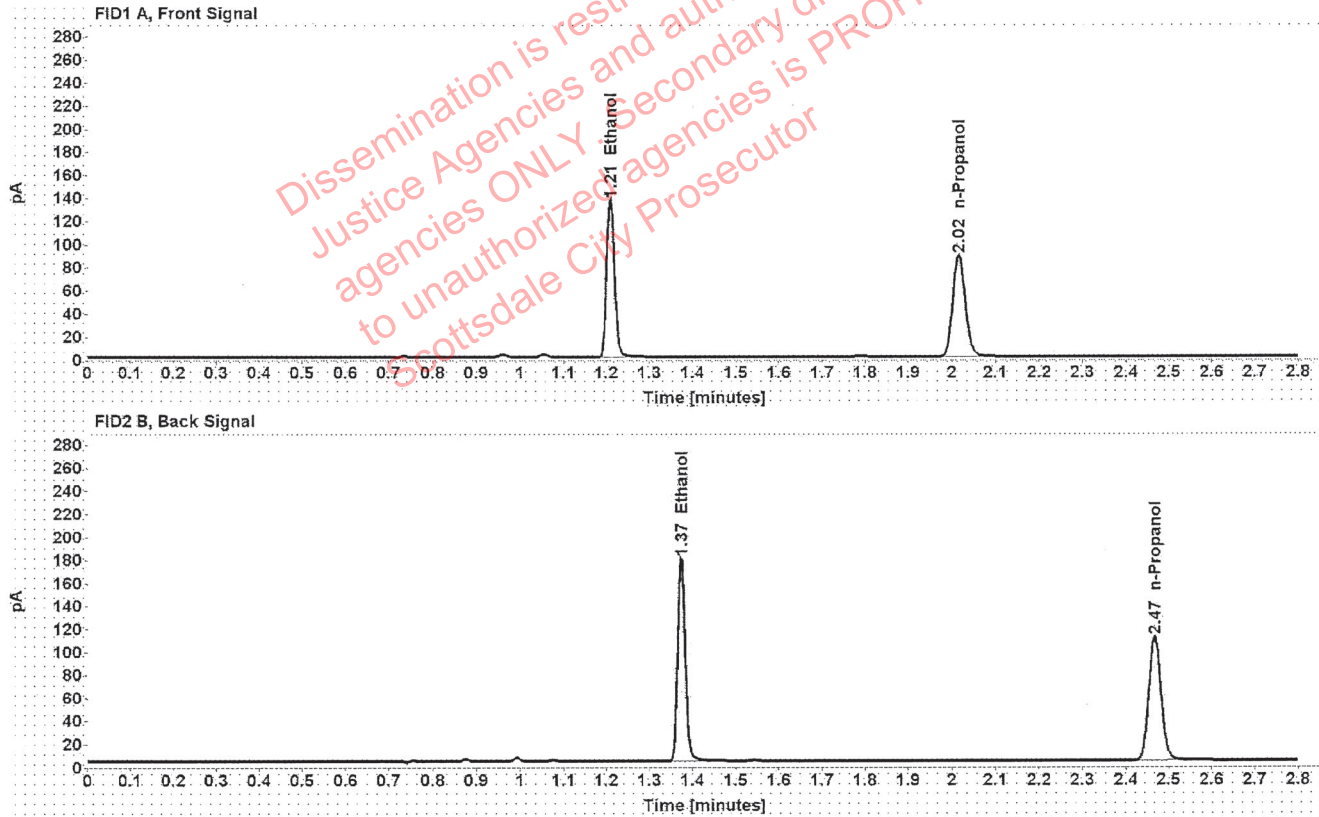


Table 1: FID 1 A (column DB-ALC1)

Compound	Amount (g/100mL)	Time (min)	Peak Area
>Ethanol	0.2691	1.210	173.608
n-Propanol	-----	2.016	175.377

Table 2: FID 2 B (column DB-ALC2)

Compound	Time (min)	Peak Area
Ethanol	1.374	216.866
n-Propanol	2.467	216.851

Scottsdale Police Department Crime Lab Volatiles Analysis

Sample:	1364374	Vial:	48
Description:	[REDACTED]	LIMS ID:	[REDACTED]
Method:	ethanol quant.M	Sequence:	28Apr21
Instrument:	US14173023 CN14160045	Injection date:	4/28/2021 7:45:01 PM
Data file:	C:\Chem32\1\Data\28Apr21\48.D	Analyst:	Abbott

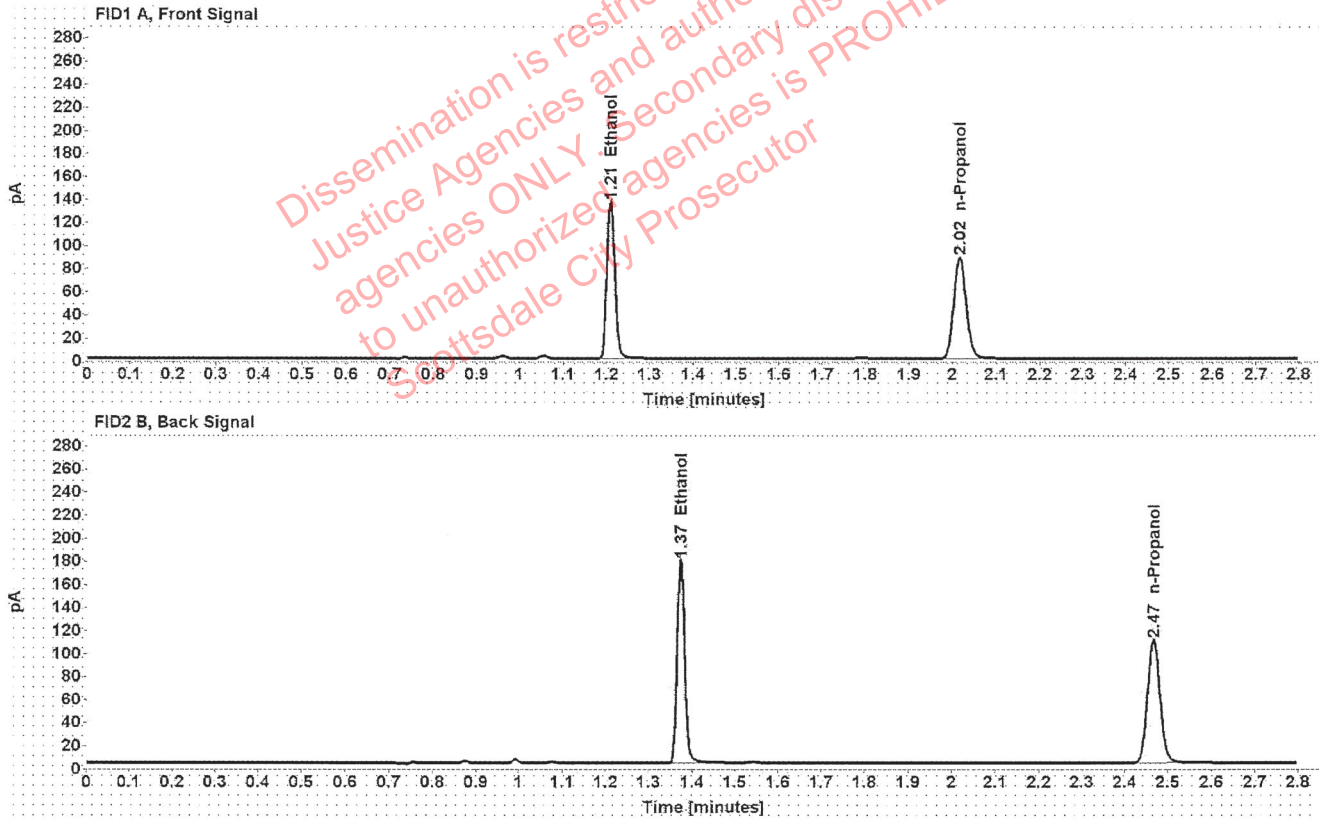


Table 1: FID 1 A (column DB-ALC1)

Compound	Amount (g/100mL)	Time (min)	Peak Area
>Ethanol	0.2694	1.210	172.895
n-Propanol	-----	2.016	174.488

Table 2: FID 2 B (column DB-ALC2)

Compound	Time (min)	Peak Area
Ethanol	1.374	216.281
n-Propanol	2.467	215.653

Scottsdale Police Department Crime Lab Volatiles Analysis

Sample:	1367218	Vial:	49
Description:	[REDACTED]	LIMS ID:	[REDACTED]
Method:	ethanol quant.M	Sequence:	28Apr21
Instrument:	US14173023 CN14160045	Injection date:	4/28/2021 7:49:16 PM
Data file:	C:\Chem32\1\Data\28Apr21\49.D	Analyst:	Abbott

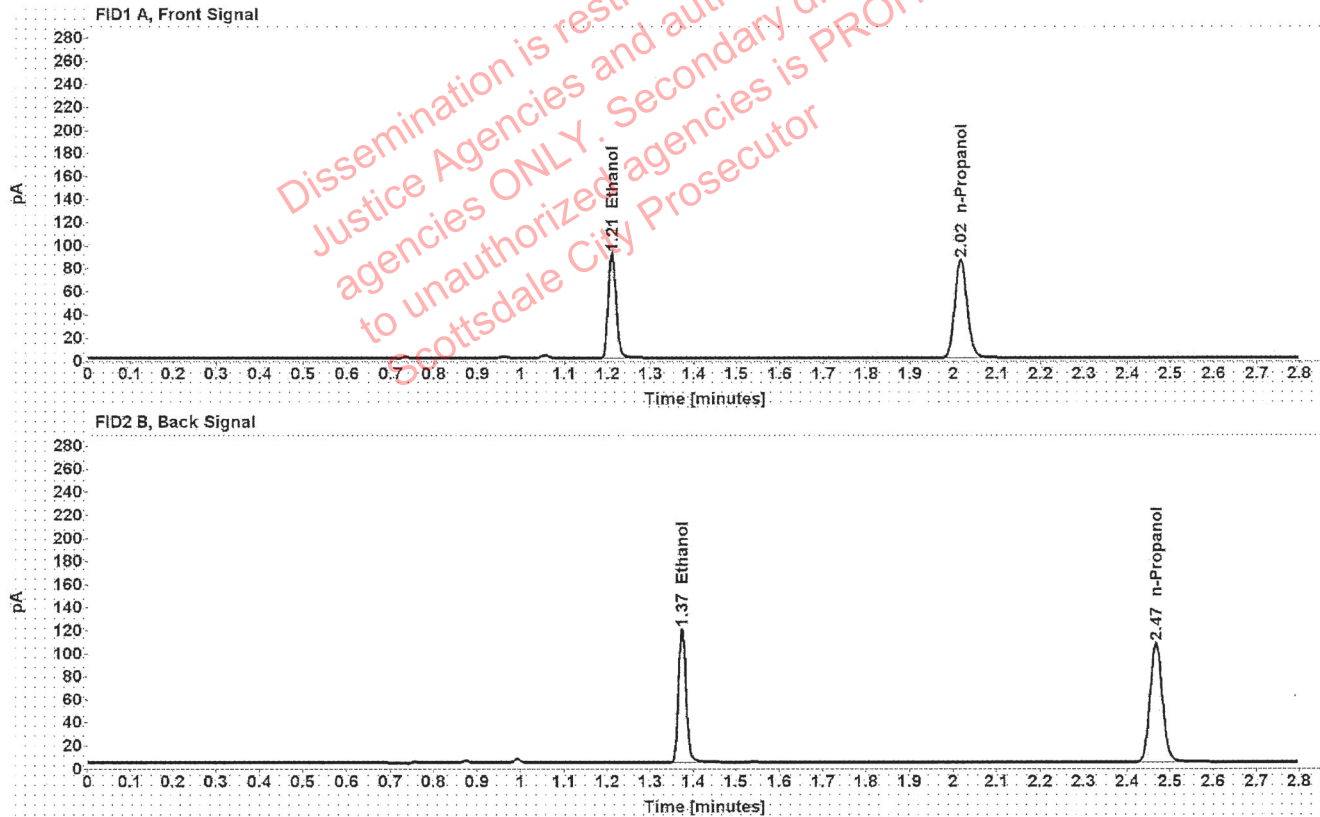


Table 1: FID 1 A (column DB-ALC1)

Compound	Amount (g/100mL)	Time (min)	Peak Area
>Ethanol	0.1851	1.210	115.282
n-Propanol	-----	2.016	169.646

Table 2: FID 2 B (column DB-ALC2)

Compound	Time (min)	Peak Area
Ethanol	1.374	143.251
n-Propanol	2.467	209.680

Scottsdale Police Department Crime Lab Volatiles Analysis

Sample:	1367218	Vial:	50
Description:	[REDACTED]	LIMS ID:	[REDACTED]
Method:	ethanol quant.M	Sequence:	28Apr21
Instrument:	US14173023 CN14160045	Injection date:	4/28/2021 7:53:16 PM
Data file:	C:\Chem32\1\Data\28Apr21\50.D	Analyst:	Abbott

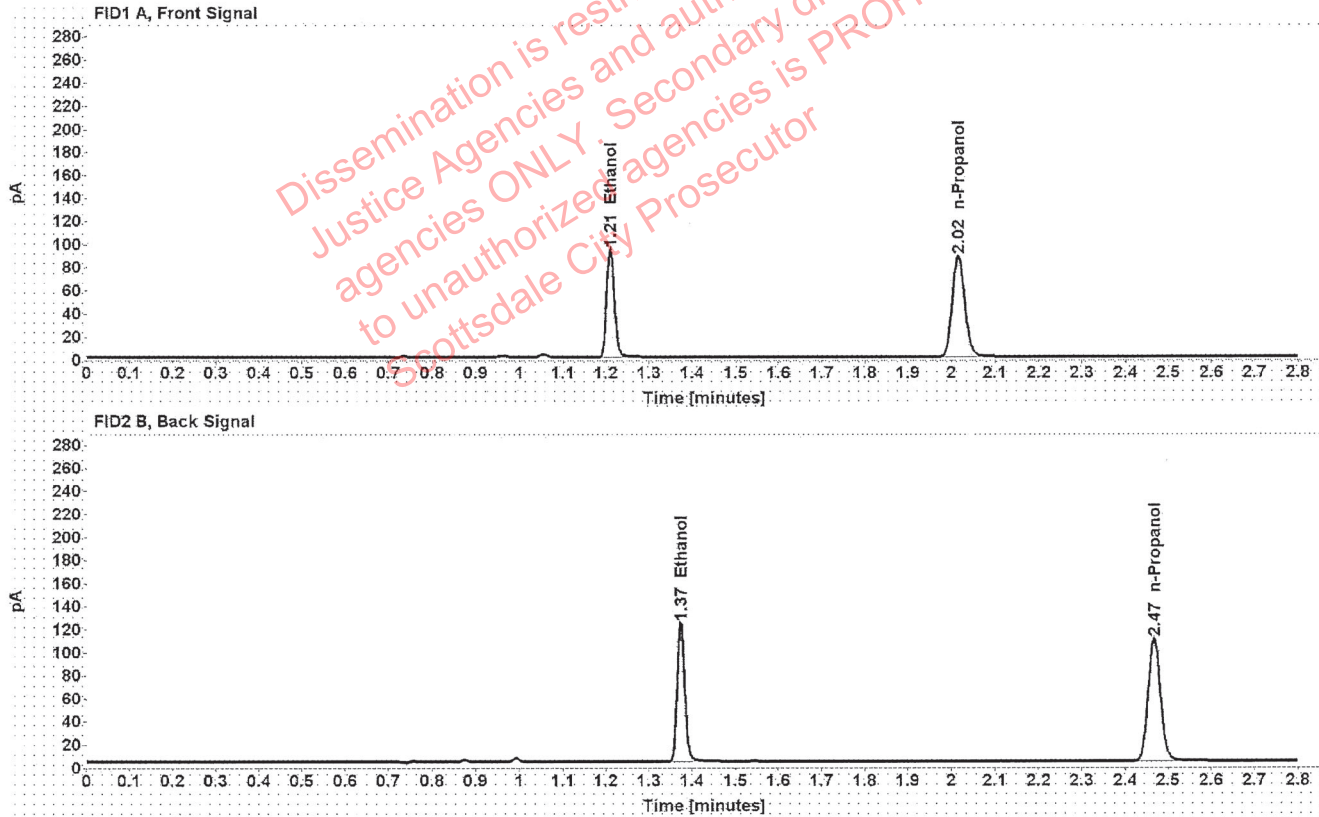


Table 1: FID 1 A (column DB-ALC1)

Compound	Amount (g/100mL)	Time (min)	Peak Area
>Ethanol	0.1867	1.210	119.045
n-Propanol	-----	2.016	173.710

Table 2: FID 2 B (column DB-ALC2)

Compound	Time (min)	Peak Area
Ethanol	1.374	147.909
n-Propanol	2.467	214.799

Scottsdale Police Department Crime Lab Volatiles Analysis

Sample:	1365960	Vial:	51
Description:		LIMS ID:	
Method:	ethanol quant.M	Sequence:	28Apr21
Instrument:	US14173023 CN14160045	Injection date:	4/28/2021 7:57:16 PM
Data file:	C:\Chem32\1\Data\28Apr21\51.D	Analyst:	Abbott

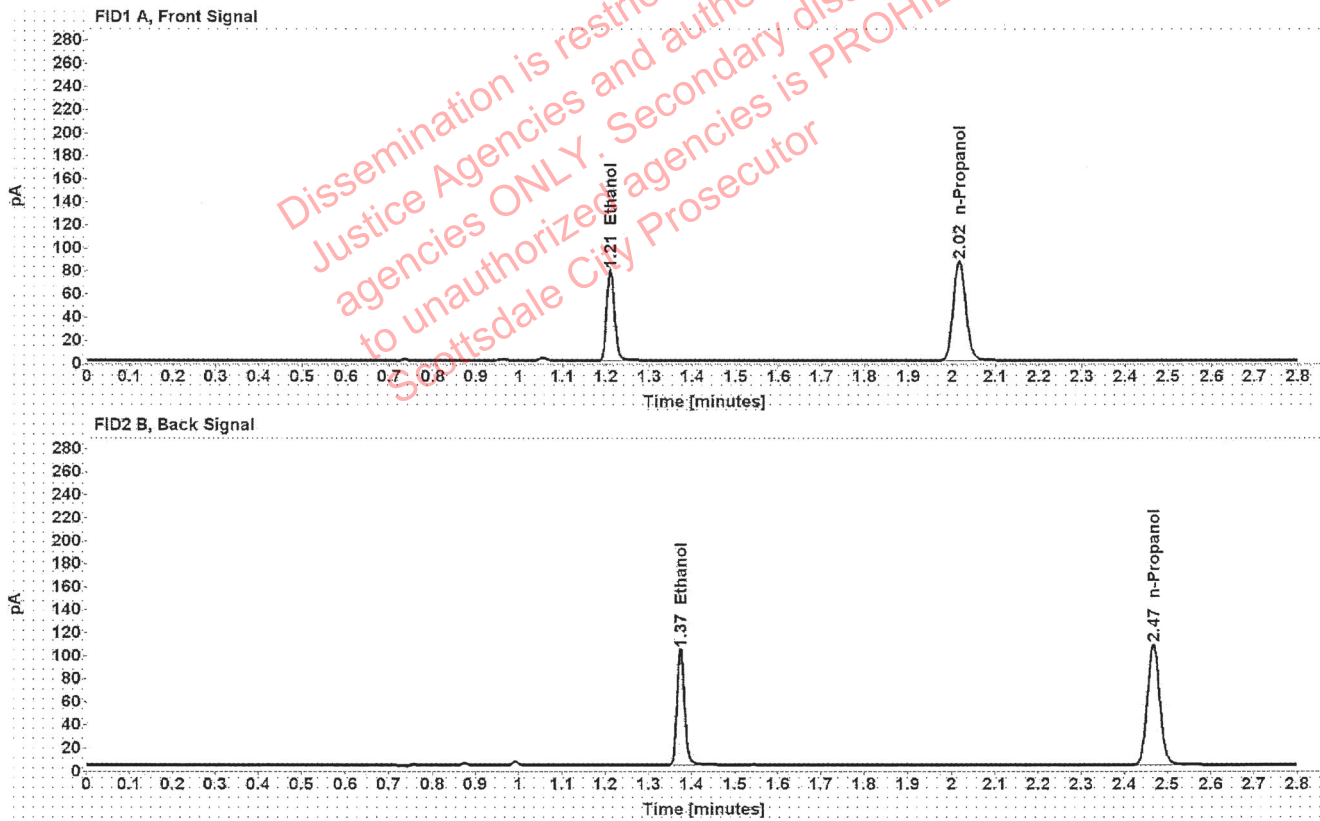


Table 1: FID 1 A (column DB-ALC1)

Compound	Amount (g/100mL)	Time (min)	Peak Area
>Ethanol	0.1581	1.210	99.503
n-Propanol	-----	2.016	171.655

Table 2: FID 2 B (column DB-ALC2)

Compound	Time (min)	Peak Area
Ethanol	1.374	123.900
n-Propanol	2.467	212.255

Scottsdale Police Department Crime Lab Volatiles Analysis

Sample:	1365960	Vial:	52
Description:	[REDACTED]	LIMS ID:	[REDACTED]
Method:	ethanol quant.M	Sequence:	28Apr21
Instrument:	US14173023 CN14160045	Injection date:	4/28/2021 8:01:16 PM
Data file:	C:\Chem32\1\Data\28Apr21\52.D	Analyst:	Abbott

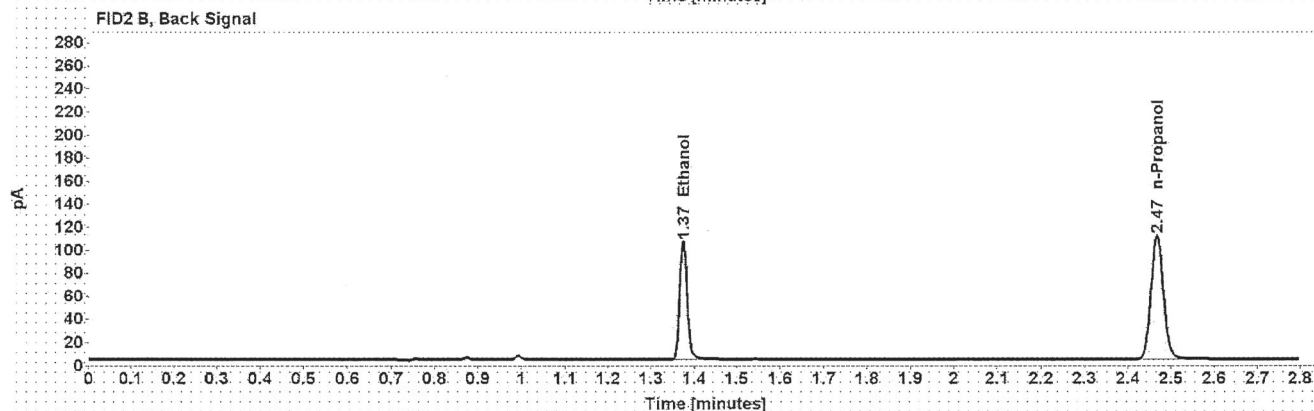
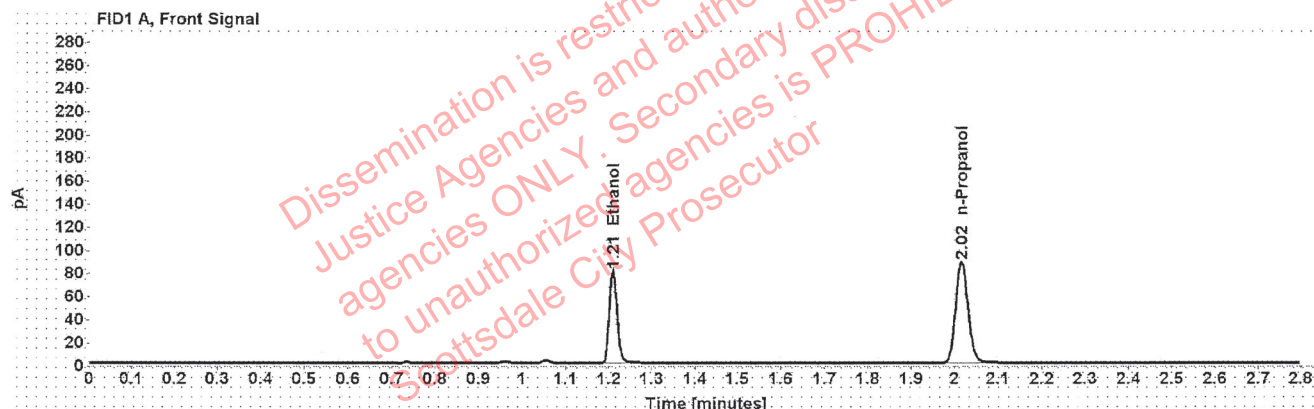


Table 1: FID 1 A (column DB-ALC1)

Compound	Amount (g/100mL)	Time (min)	Peak Area
>Ethanol	0.1578	1.210	101.462
n-Propanol	-----	2.016	175.320

Table 2: FID 2 B (column DB-ALC2)

Compound	Time (min)	Peak Area
Ethanol	1.374	126.372
n-Propanol	2.467	216.884

Scottsdale Police Department Crime Lab Volatiles Analysis

Sample:	1367405	Vial:	54
Description:	[REDACTED]	LIMS ID:	[REDACTED]
Method:	ethanol quant.M	Sequence:	28Apr21
Instrument:	US14173023 CN14160045	Injection date:	4/28/2021 8:09:16 PM
Data file:	C:\Chem32\1\Data\28Apr21\54.D	Analyst:	Abbott

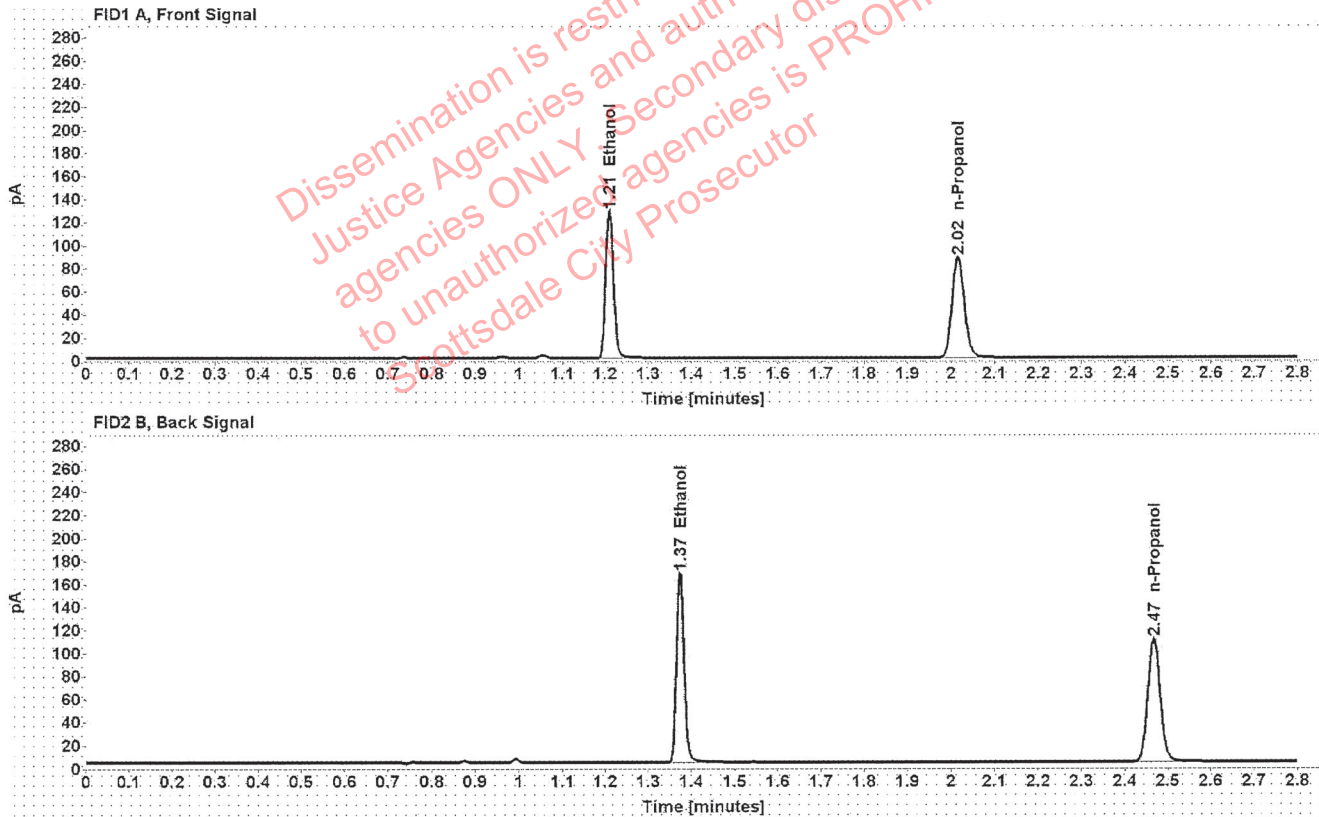


Table 1: FID 1 A (column DB-ALC1)

Compound	Amount (g/100mL)	Time (min)	Peak Area
>Ethanol	0.2528	1.210	161.976
n-Propanol	-----	2.016	174.251

Table 2: FID 2 B (column DB-ALC2)

Compound	Time (min)	Peak Area
Ethanol	1.374	202.302
n-Propanol	2.467	215.862

Scottsdale Police Department Crime Lab Volatiles Analysis

Sample:	1367405	Vial:	55
Description:		LIMS ID:	
Method:	ethanol quant.M	Sequence:	28Apr21
Instrument:	US14173023 CN14160045	Injection date:	4/28/2021 8:13:32 PM
Data file:	C:\Chem32\1\Data\28Apr21\55.D	Analyst:	Abbott

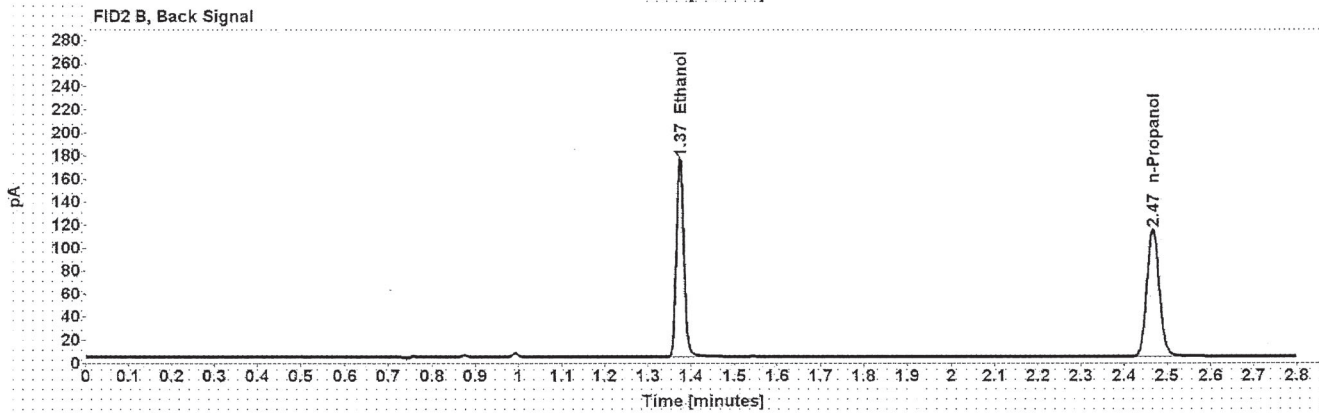
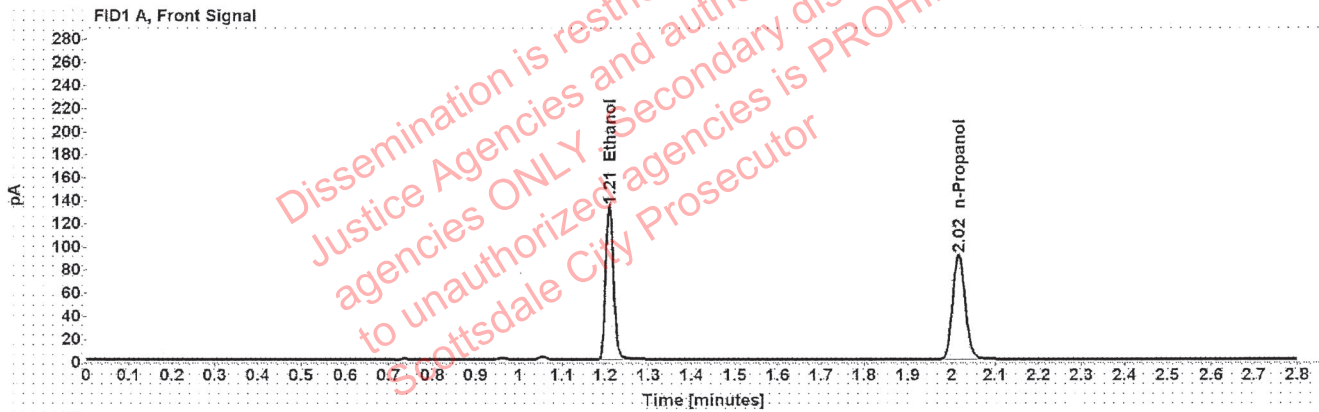


Table 1: FID 1 A (column DB-ALC1)

Compound	Amount (g/100mL)	Time (min)	Peak Area
>Ethanol	0.2555	1.210	169.606
n-Propanol	-----	2.016	180.522

Table 2: FID 2 B (column DB-ALC2)

Compound	Time (min)	Peak Area
Ethanol	1.374	211.630
n-Propanol	2.467	223.501

Scottsdale Police Department Crime Lab Volatiles Analysis

Sample:	1306592	Vial:	56
Description:		LIMS ID:	
Method:	ethanol quant.M	Sequence:	28Apr21
Instrument:	US14173023 CN14160045	Injection date:	4/28/2021 8:17:31 PM
Data file:	C:\Chem32\1\Data\28Apr21\56.D	Analyst:	Abbott

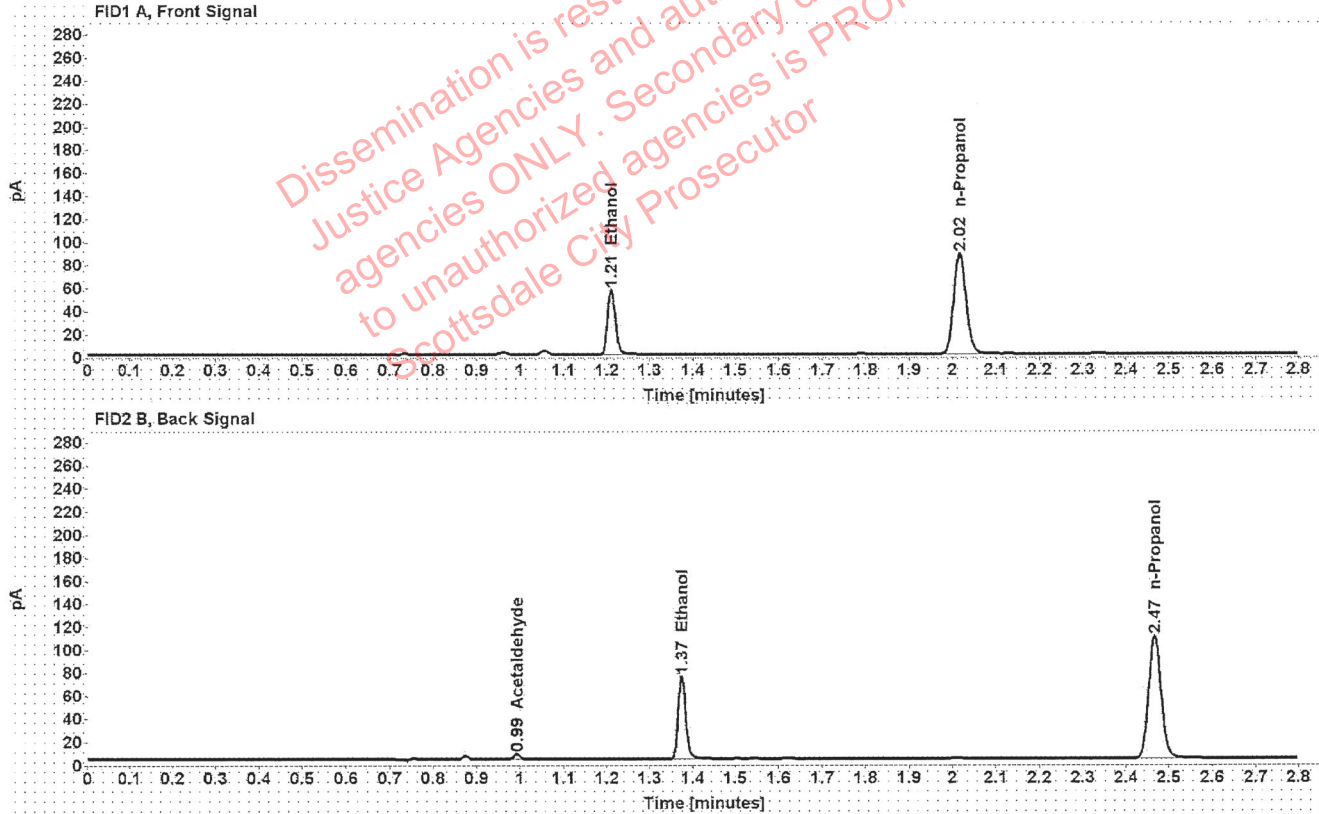


Table 1: FID 1 A (column DB-ALC1)

Compound	Amount (g/100mL)	Time (min)	Peak Area
>Ethanol	0.1123	1.210	71.266
n-Propanol	-----	2.016	173.493

Table 2: FID 2 B (column DB-ALC2)

Compound	Time (min)	Peak Area
Acetaldehyde	0.993	4.551
Ethanol	1.374	88.700
n-Propanol	2.467	215.507

Scottsdale Police Department Crime Lab Volatiles Analysis

Sample:	1306592	Vial:	57
Description:	[REDACTED]	LIMS ID:	[REDACTED]
Method:	ethanol quant.M	Sequence:	28Apr21
Instrument:	US14173023 CN14160045	Injection date:	4/28/2021 8:21:31 PM
Data file:	C:\Chem32\1\Data\28Apr21\57.D	Analyst:	Abbott

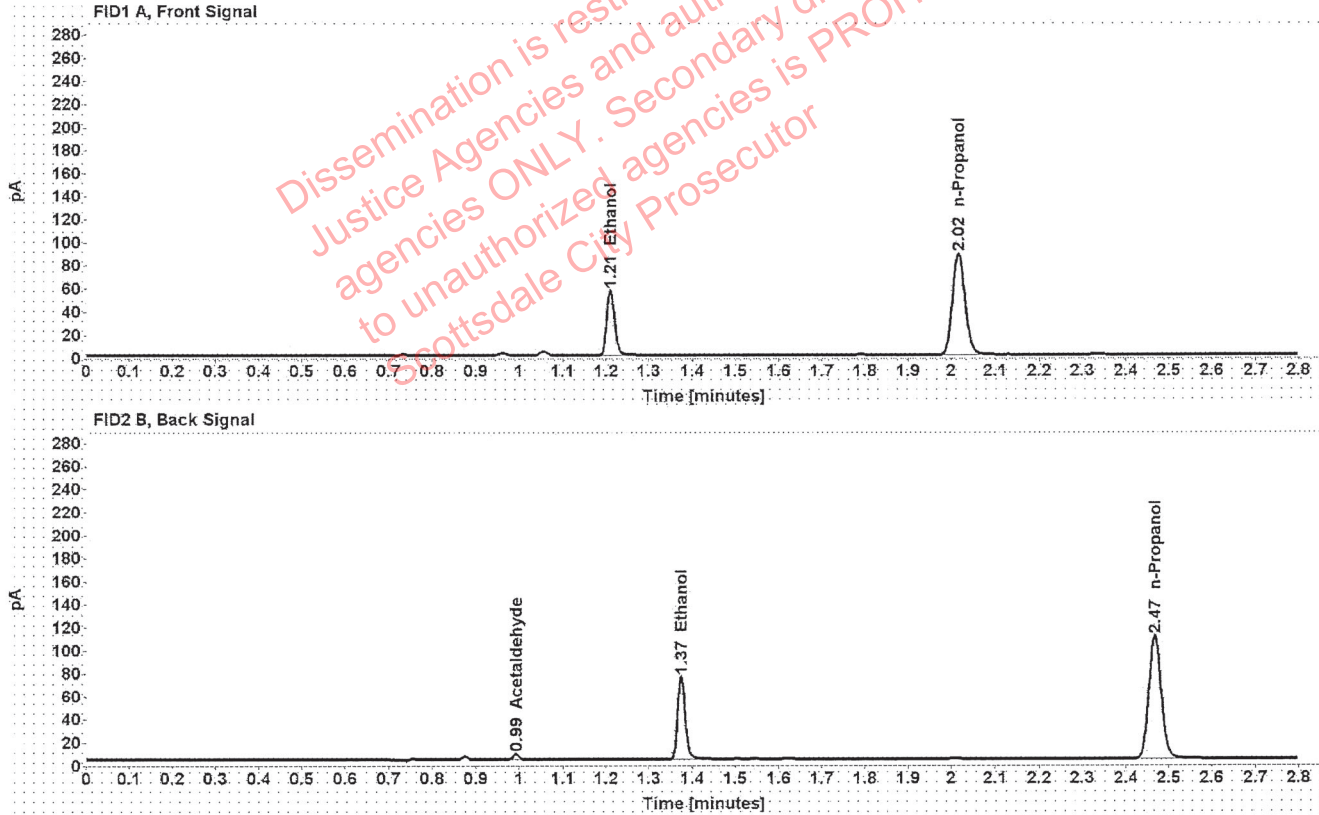


Table 1: FID 1 A (column DB-ALC1)

Compound	Amount (g/100mL)	Time (min)	Peak Area
>Ethanol	0.1119	1.210	71.473
n-Propanol	-----	2.016	174.711

Table 2: FID 2 B (column DB-ALC2)

Compound	Time (min)	Peak Area
Acetaldehyde	0.993	4.699
Ethanol	1.374	88.848
n-Propanol	2.467	216.907

Scottsdale Police Department Crime Lab Volatiles Analysis

Sample:	1367549	Vial:	58
Description:	[REDACTED]	LIMS ID:	[REDACTED]
Method:	ethanol quant.M	Sequence:	28Apr21
Instrument:	US14173023 CN14160045	Injection date:	4/28/2021 8:25:31 PM
Data file:	C:\Chem32\1\Data\28Apr21\58.D	Analyst:	Abbott

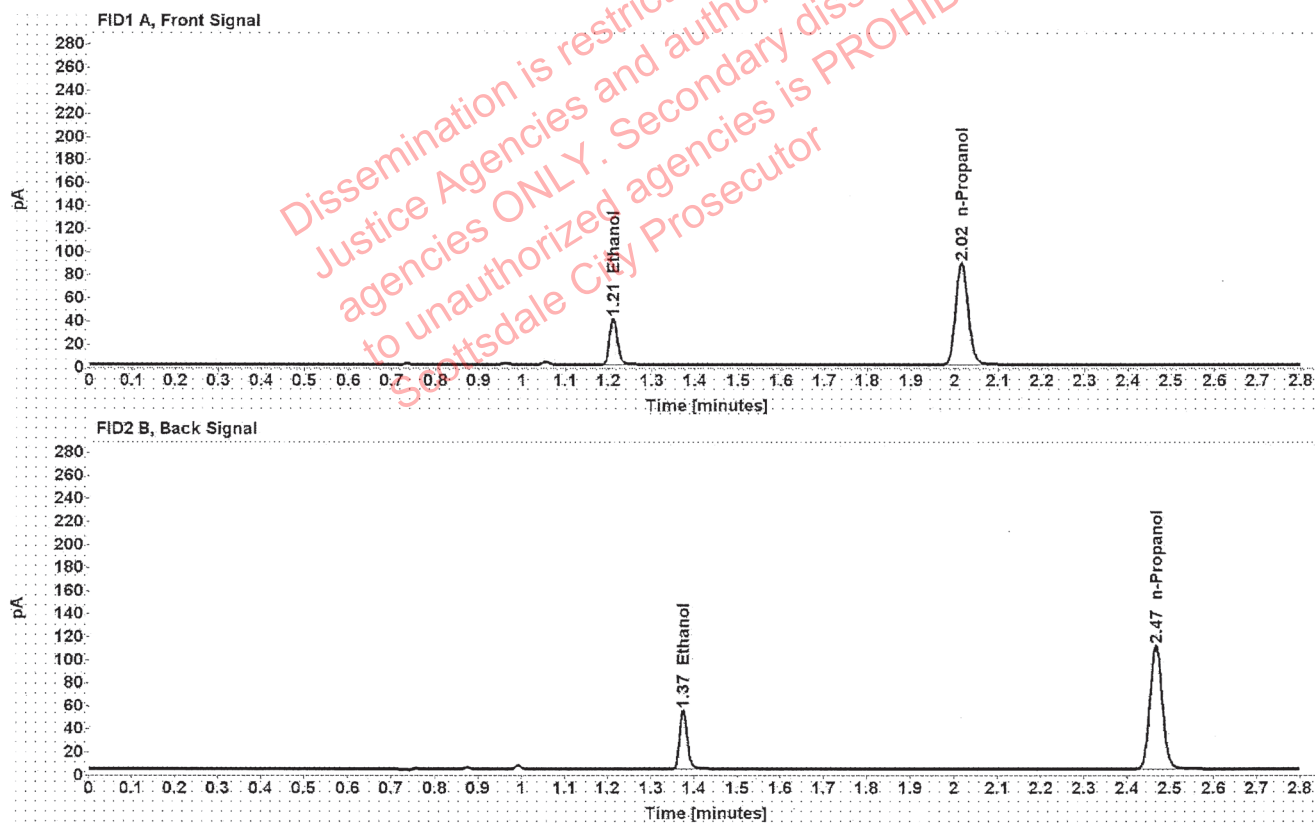


Table 1: FID 1 A (column DB-ALC1)

Compound	Amount (g/100mL)	Time (min)	Peak Area
>Ethanol	0.0799	1.211	51.104
n-Propanol	-----	2.016	175.652

Table 2: FID 2 B (column DB-ALC2)

Compound	Time (min)	Peak Area
Ethanol	1.375	63.279
n-Propanol	2.467	217.423

Scottsdale Police Department Crime Lab Volatiles Analysis

Sample:	1367549	Vial:	59
Description:	[REDACTED]	LIMS ID:	[REDACTED]
Method:	ethanol quant.M	Sequence:	28Apr21
Instrument:	US14173023 CN14160045	Injection date:	4/28/2021 8:29:31 PM
Data file:	C:\Chem32\1\Data\28Apr21\59.D	Analyst:	Abbott

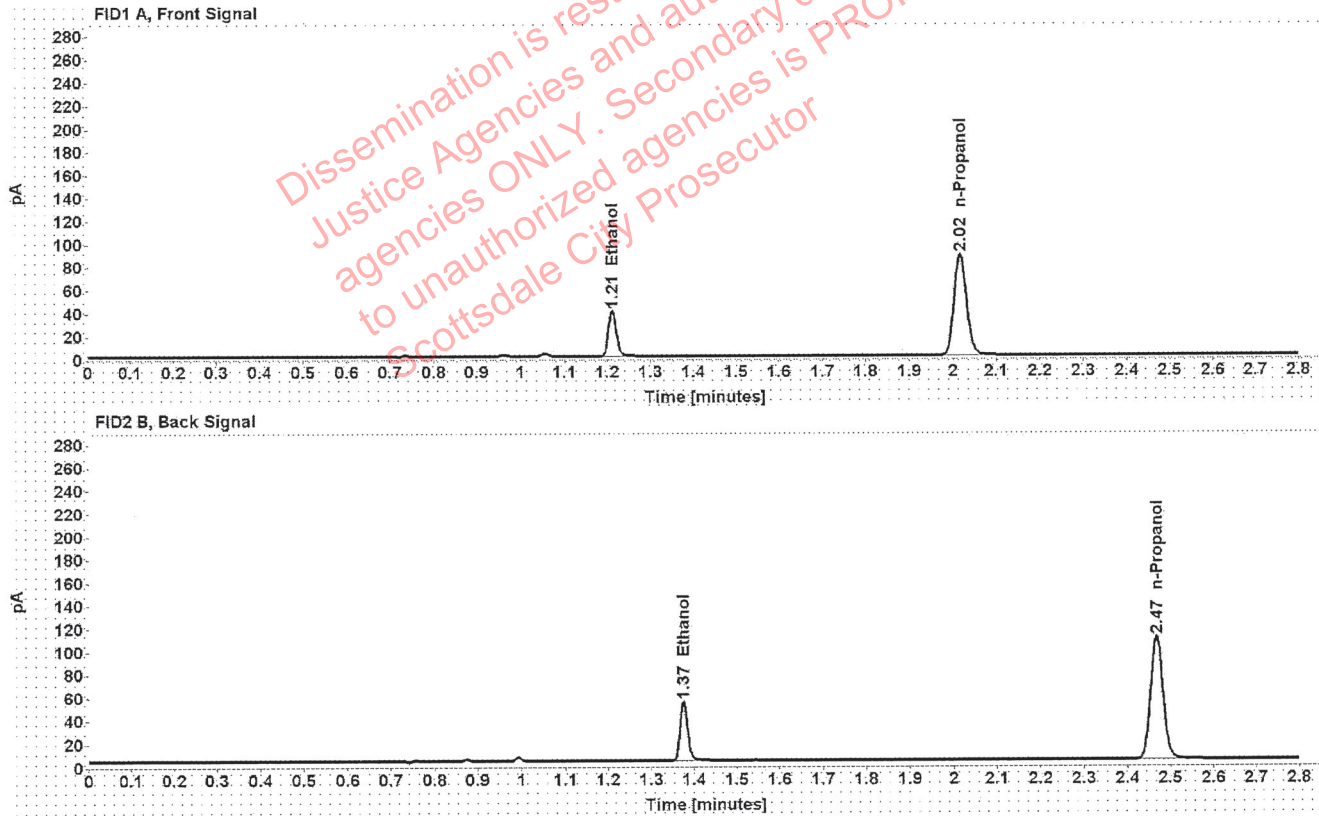


Table 1: FID 1 A (column DB-ALC1)

Compound	Amount (g/100mL)	Time (min)	Peak Area
>Ethanol	0.0800	1.211	50.829
n-Propanol	-----	2.016	174.518

Table 2: FID 2 B (column DB-ALC2)

Compound	Time (min)	Peak Area
Ethanol	1.375	62.997
n-Propanol	2.467	216.052

Scottsdale Police Department Crime Lab Volatiles Analysis

Sample:	1367197	Vial:	60
Description:	[REDACTED]	LIMS ID:	[REDACTED]
Method:	ethanol quant.M	Sequence:	28Apr21
Instrument:	US14173023 CN14160045	Injection date:	4/28/2021 8:33:32 PM
Data file:	C:\Chem32\1\Data\28Apr21\60.D	Analyst:	Abbott

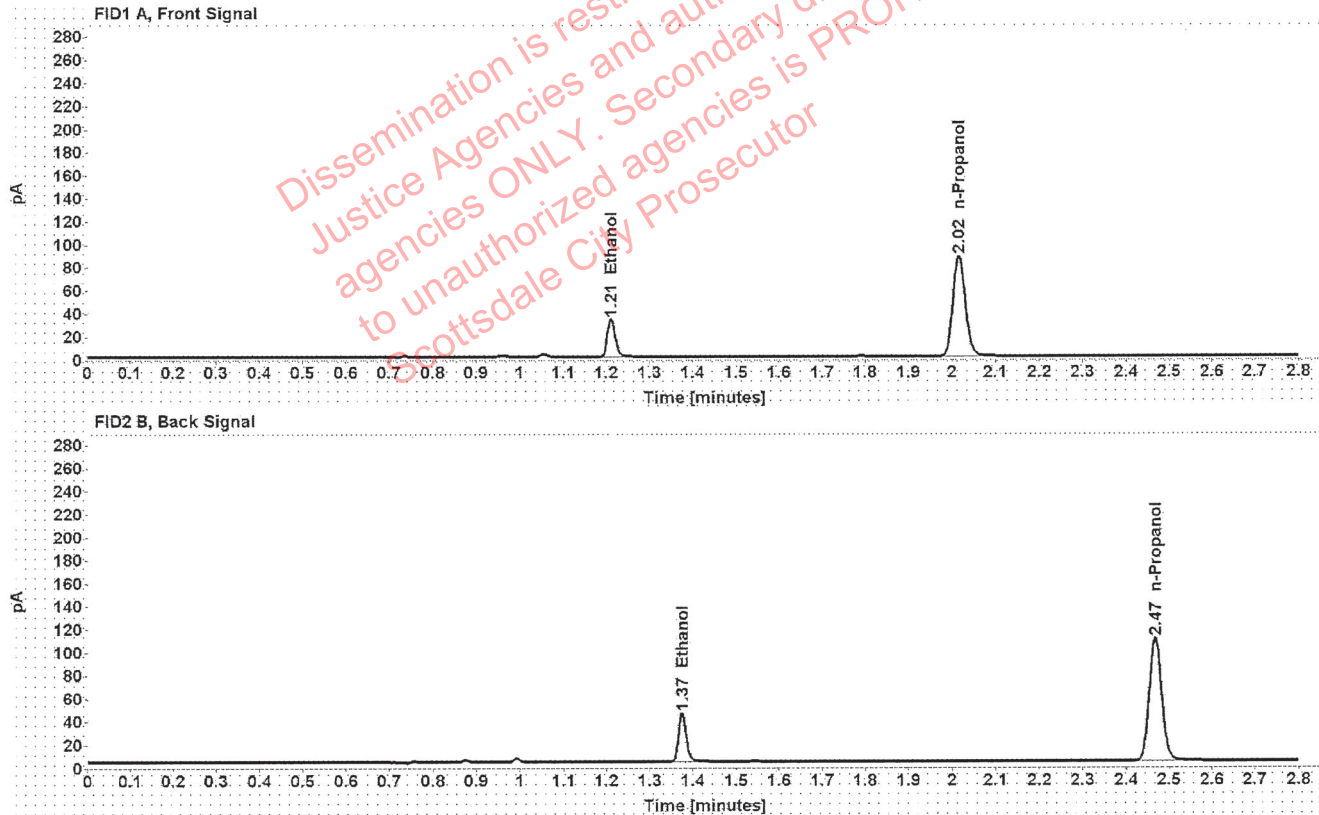


Table 1: FID 1 A (column DB-ALC1)

Compound	Amount (g/100mL)	Time (min)	Peak Area
>Ethanol	0.0662	1.211	41.886
n-Propanol	-----	2.016	174.086

Table 2: FID 2 B (column DB-ALC2)

Compound	Time (min)	Peak Area
Ethanol	1.375	51.979
n-Propanol	2.467	215.576

Scottsdale Police Department Crime Lab Volatiles Analysis

Sample:	1367197	Vial:	61
Description:	[REDACTED]	LIMS ID:	[REDACTED]
Method:	ethanol quant.M	Sequence:	28Apr21
Instrument:	US14173023 CN14160045	Injection date:	4/28/2021 8:37:46 PM
Data file:	C:\Chem32\1\Data\28Apr21\61.D	Analyst:	Abbott

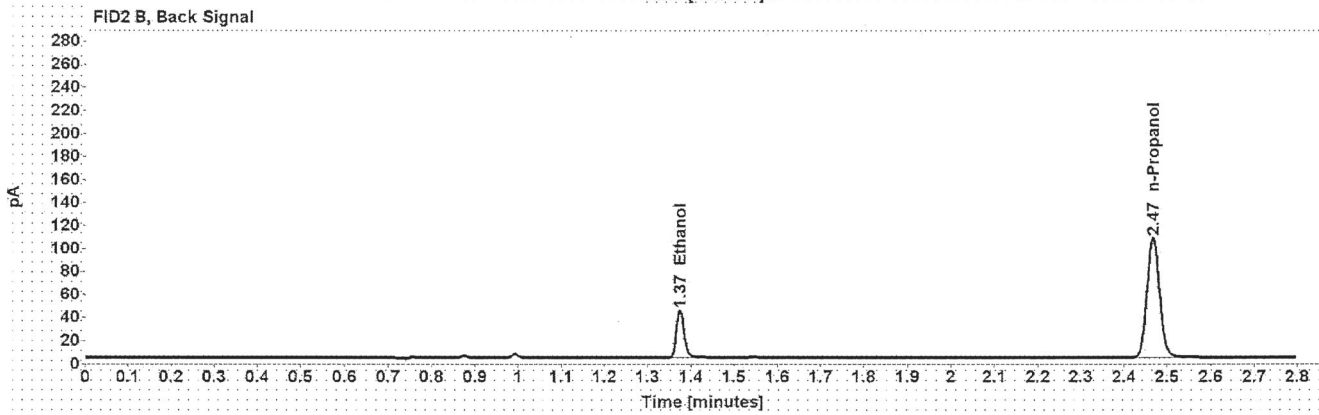
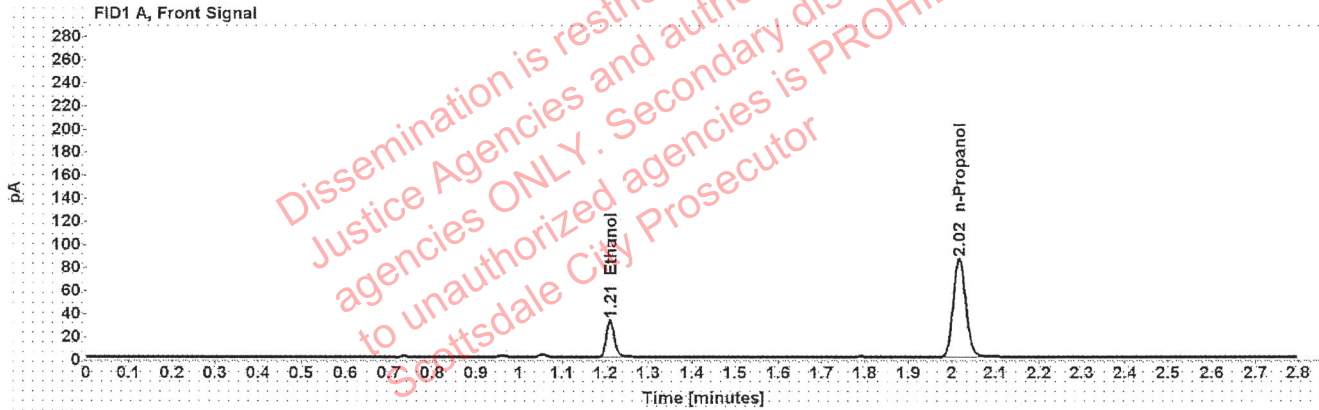


Table 1: FID 1 A (column DB-ALC1)

Compound	Amount (g/100mL)	Time (min)	Peak Area
>Ethanol	0.0659	1.211	40.824
n-Propanol	-----	2.016	170.486

Table 2: FID 2 B (column DB-ALC2)

Compound	Time (min)	Peak Area
Ethanol	1.375	50.621
n-Propanol	2.467	210.878

Scottsdale Police Department Crime Lab Volatiles Analysis

Sample:	1366317	Vial:	62
Description:	[REDACTED]	LIMS ID:	[REDACTED]
Method:	ethanol quant.M	Sequence:	28Apr21
Instrument:	US14173023 CN14160045	Injection date:	4/28/2021 8:41:46 PM
Data file:	C:\Chem32\1\Data\28Apr21\62.D	Analyst:	Abbott

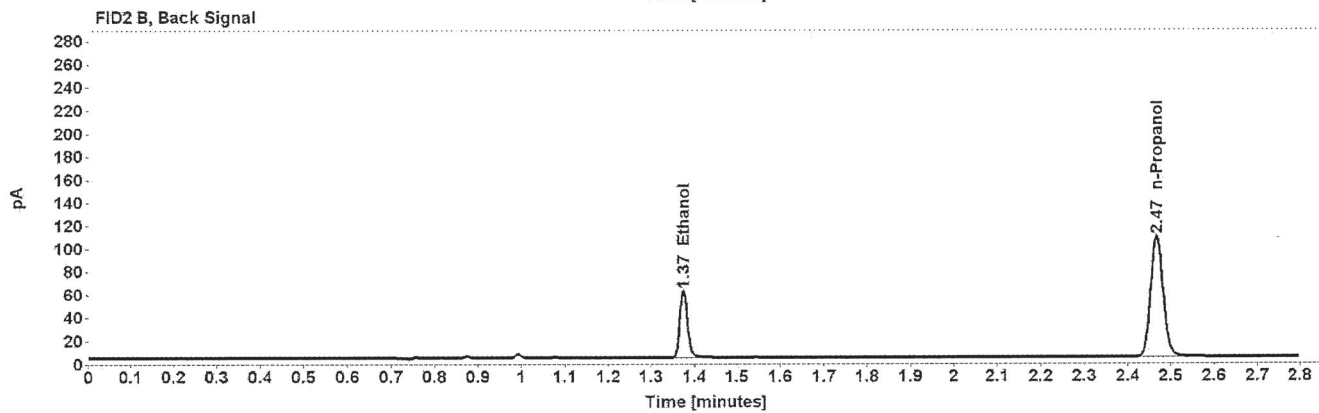
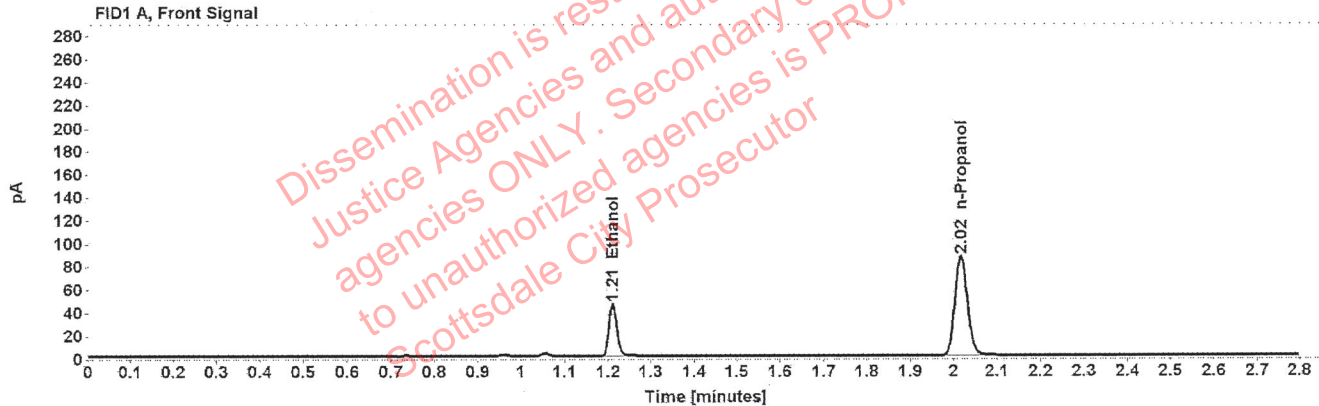


Table 1: FID 1 A (column DB-ALC1)

Compound	Amount (g/100mL)	Time (min)	Peak Area
>Ethanol	0.0927	1.211	57.862
n-Propanol	-----	2.016	171.061

Table 2: FID 2 B (column DB-ALC2)

Compound	Time (min)	Peak Area
Ethanol	1.375	71.816
n-Propanol	2.467	211.645

Scottsdale Police Department Crime Lab Volatiles Analysis

Sample:	1366317	Vial:	63
Description:		LIMS ID:	
Method:	ethanol quant.M	Sequence:	28Apr21
Instrument:	US14173023 CN14160045	Injection date:	4/28/2021 8:45:46 PM
Data file:	C:\Chem32\1\Data\28Apr21\63.D	Analyst:	Abbott

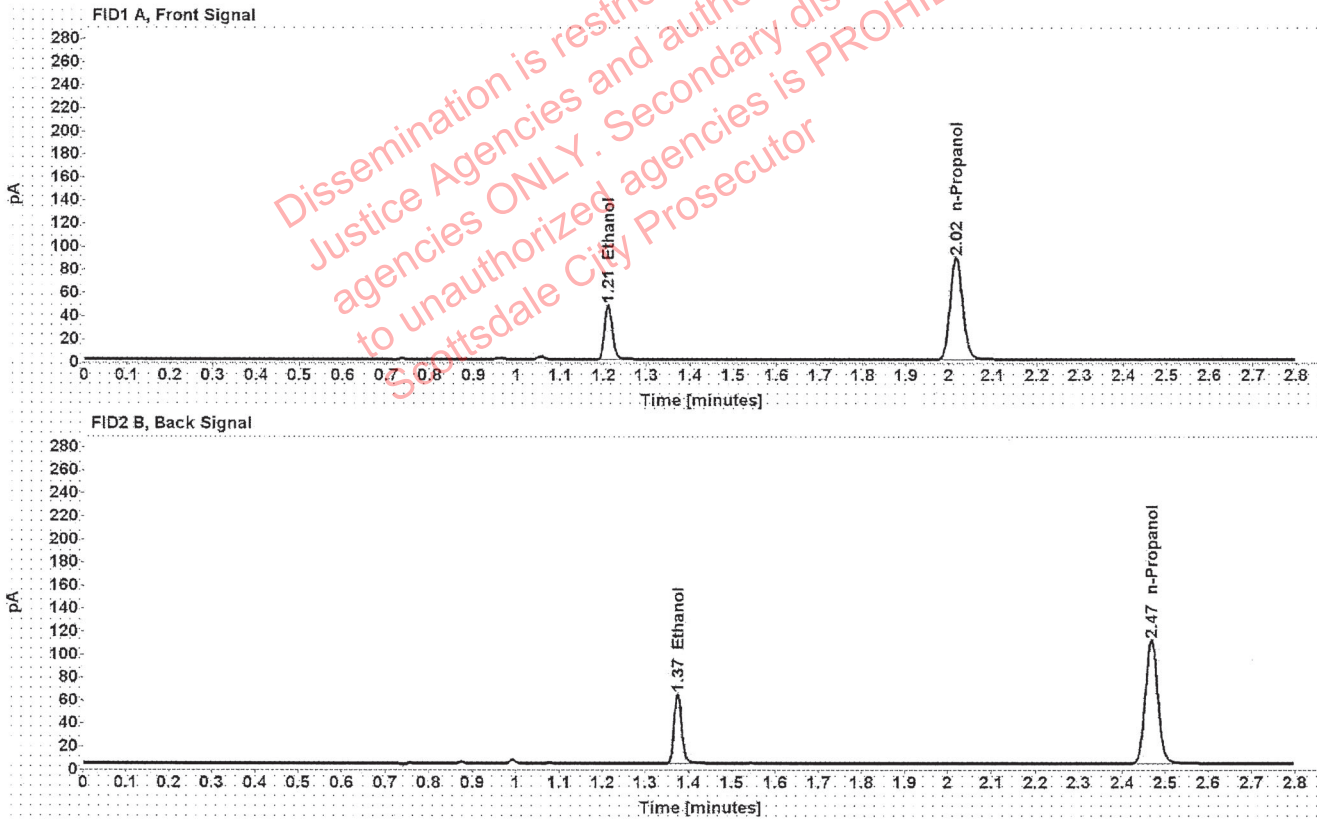


Table 1: FID 1 A (column DB-ALC1)

Compound	Amount (g/100mL)	Time (min)	Peak Area
>Ethanol	0.0934	1.211	60.050
n-Propanol	-----	2.016	176.118

Table 2: FID 2 B (column DB-ALC2)

Compound	Time (min)	Peak Area
Ethanol	1.375	74.404
n-Propanol	2.467	217.960

[REDACTED]: Abbott, Lori - (29-Apr-2021)

Case: [REDACTED] User: LAbbott 4/29/2021

Scottsdale Police Department Crime Lab Volatiles Analysis

Sample:	1367160	Vial:	65
Description:	[REDACTED]	LIMS ID:	[REDACTED]
Method:	ethanol quant.M	Sequence:	28Apr21
Instrument:	US14173023 CN14160045	Injection date:	4/28/2021 8:53:46 PM
Data file:	C:\Chem32\1\Data\28Apr21\65.D	Analyst:	Abbott

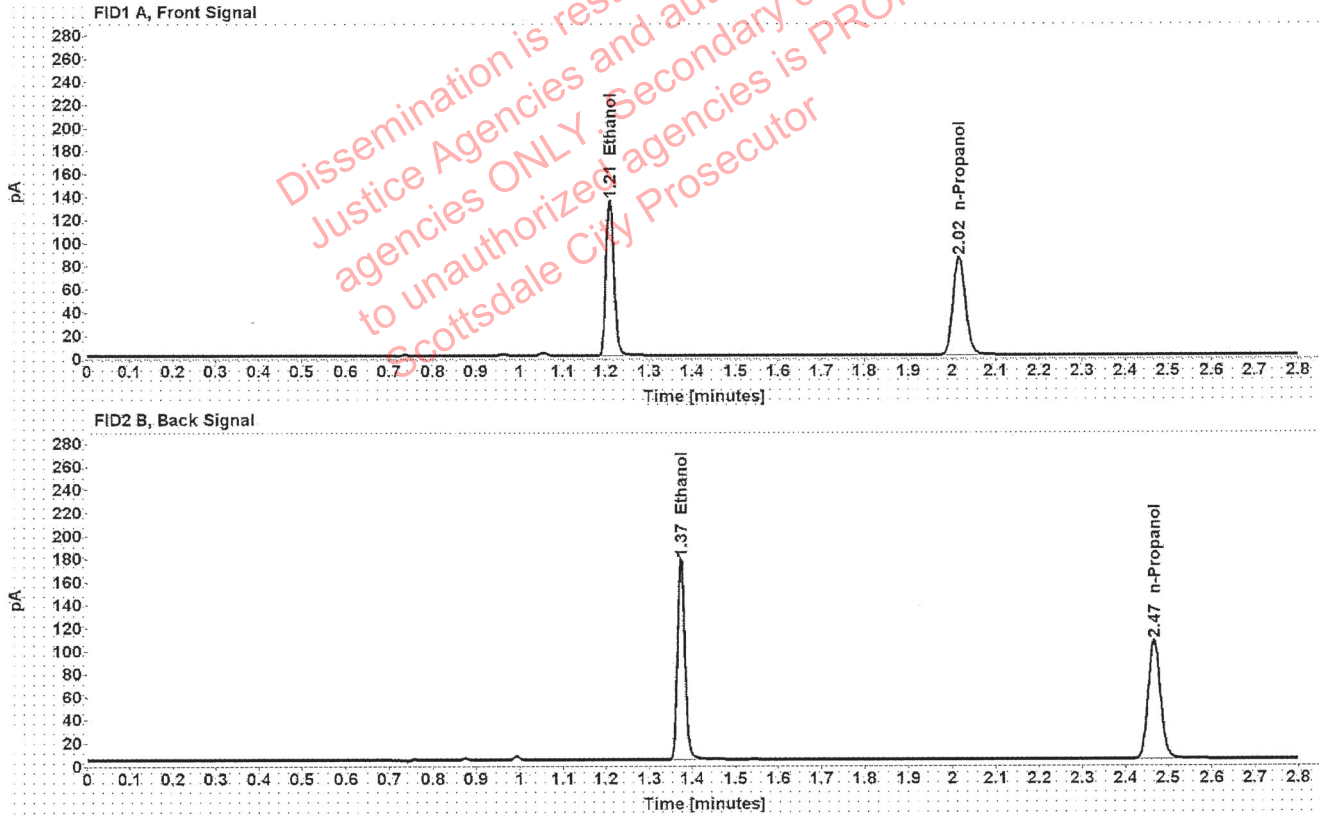


Table 1: FID 1 A (column DB-ALC1)

Compound	Amount (g/100mL)	Time (min)	Peak Area
>Ethanol	0.2759	1.209	171.115
n-Propanol	-----	2.016	168.611

Table 2: FID 2 B (column DB-ALC2)

Compound	Time (min)	Peak Area
Ethanol	1.374	213.881
n-Propanol	2.467	208.639

Scottsdale Police Department Crime Lab Volatiles Analysis

Sample:	1367160	Vial:	66
Description:	[REDACTED]	LIMS ID:	[REDACTED]
Method:	ethanol quant.M	Sequence:	28Apr21
Instrument:	US14173023 CN14160045	Injection date:	4/28/2021 8:57:46 PM
Data file:	C:\Chem32\1\Data\28Apr21\66.D	Analyst:	Abbott

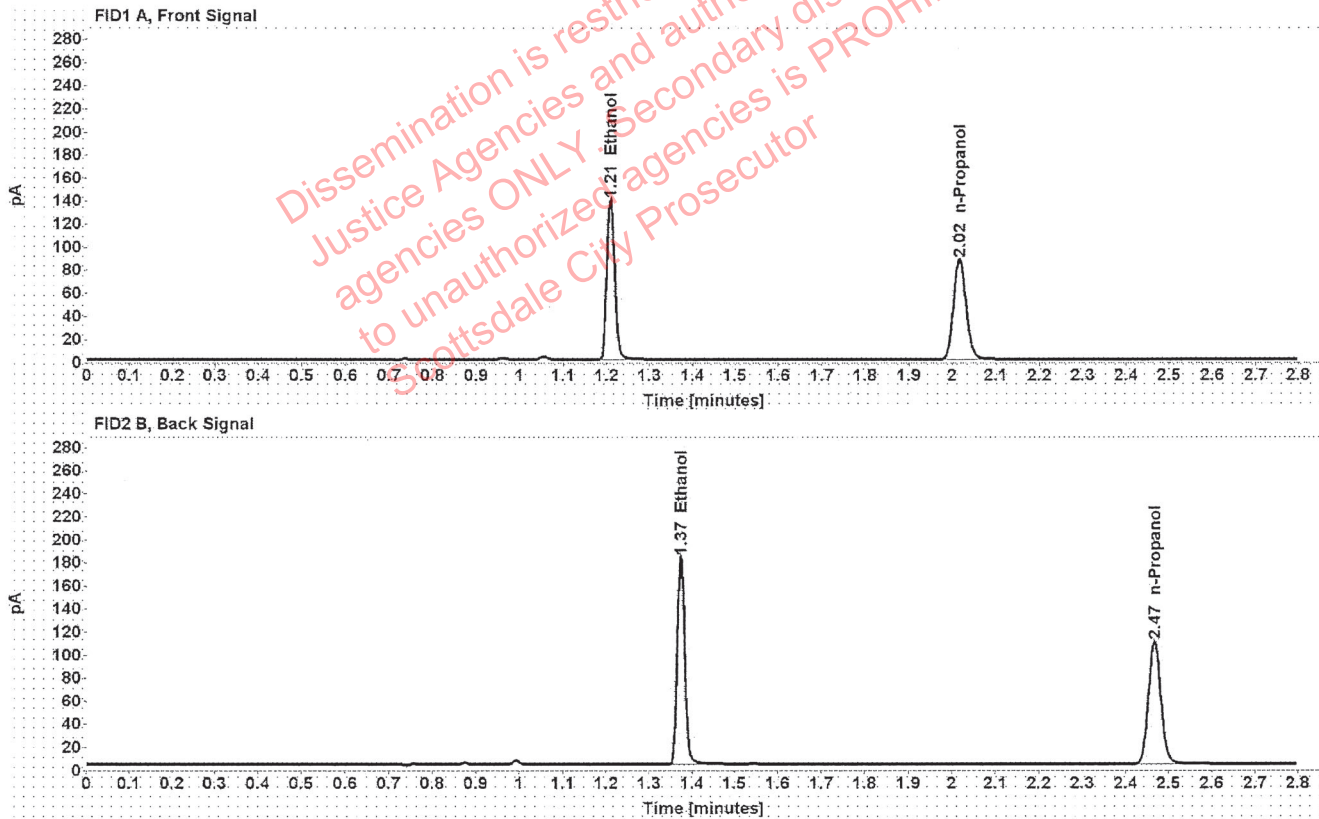


Table 1: FID 1 A (column DB-ALC1)

Compound	Amount (g/100mL)	Time (min)	Peak Area
>Ethanol	0.2773	1.209	176.916
n-Propanol	-----	2.016	173.427

Table 2: FID 2 B (column DB-ALC2)

Compound	Time (min)	Peak Area
Ethanol	1.374	220.803
n-Propanol	2.467	214.677

Scottsdale Police Department Crime Lab Volatiles Analysis

Sample:	1367213	Vial:	67
Description:	[REDACTED]	LIMS ID:	[REDACTED]
Method:	ethanol quant.M	Sequence:	28Apr21
Instrument:	US14173023 CN14160045	Injection date:	4/28/2021 9:02:01 PM
Data file:	C:\Chem32\1\Data\28Apr21\67.D	Analyst:	Abbott

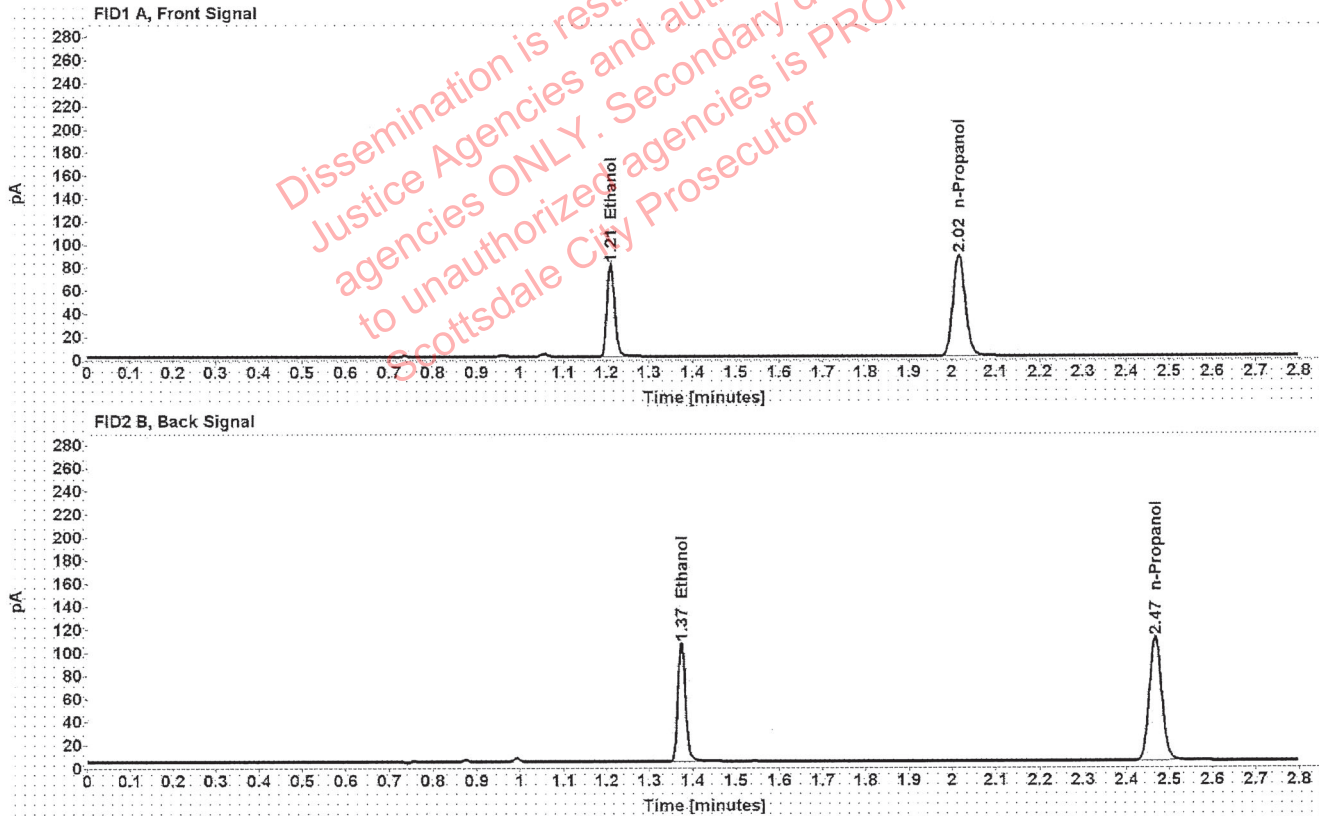


Table 1: FID 1 A (column DB-ALC1)

Compound	Amount (g/100mL)	Time (min)	Peak Area
>Ethanol	0.1584	1.210	101.629
n-Propanol	-----	2.016	174.991

Table 2: FID 2 B (column DB-ALC2)

Compound	Time (min)	Peak Area
Ethanol	1.374	126.209
n-Propanol	2.467	216.284

Scottsdale Police Department Crime Lab Volatiles Analysis

Sample:	1367213	Vial:	68
Description:		LIMS ID:	
Method:	ethanol quant.M	Sequence:	28Apr21
Instrument:	US14173023 CN14160045	Injection date:	4/28/2021 9:06:01 PM
Data file:	C:\Chem32\1\Data\28Apr21\68.D	Analyst:	Abbott

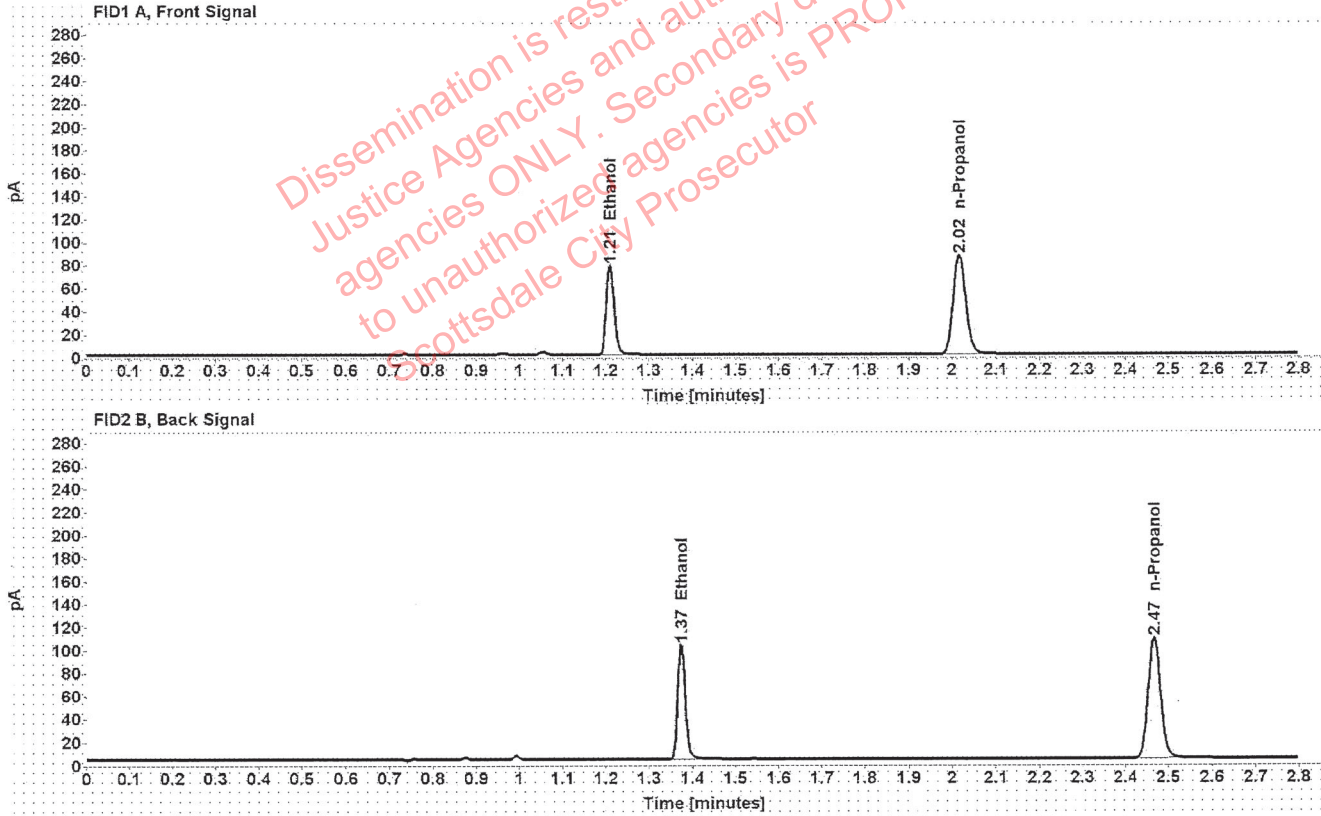


Table 1: FID 1 A (column DB-ALC1)

Compound	Amount (g/100mL)	Time (min)	Peak Area
>Ethanol	0.1570	1.210	98.573
n-Propanol	-----	2.016	171.212

Table 2: FID 2 B (column DB-ALC2)

Compound	Time (min)	Peak Area
Ethanol	1.374	122.897
n-Propanol	2.467	211.605

Scottsdale Police Department Crime Lab Volatiles Analysis

Sample:	1367210	Vial:	69
Description:		LIMS ID:	
Method:	ethanol quant.M	Sequence:	28Apr21
Instrument:	US14173023 CN14160045	Injection date:	4/28/2021 9:10:01 PM
Data file:	C:\Chem32\1\Data\28Apr21\69.D	Analyst:	Abbott

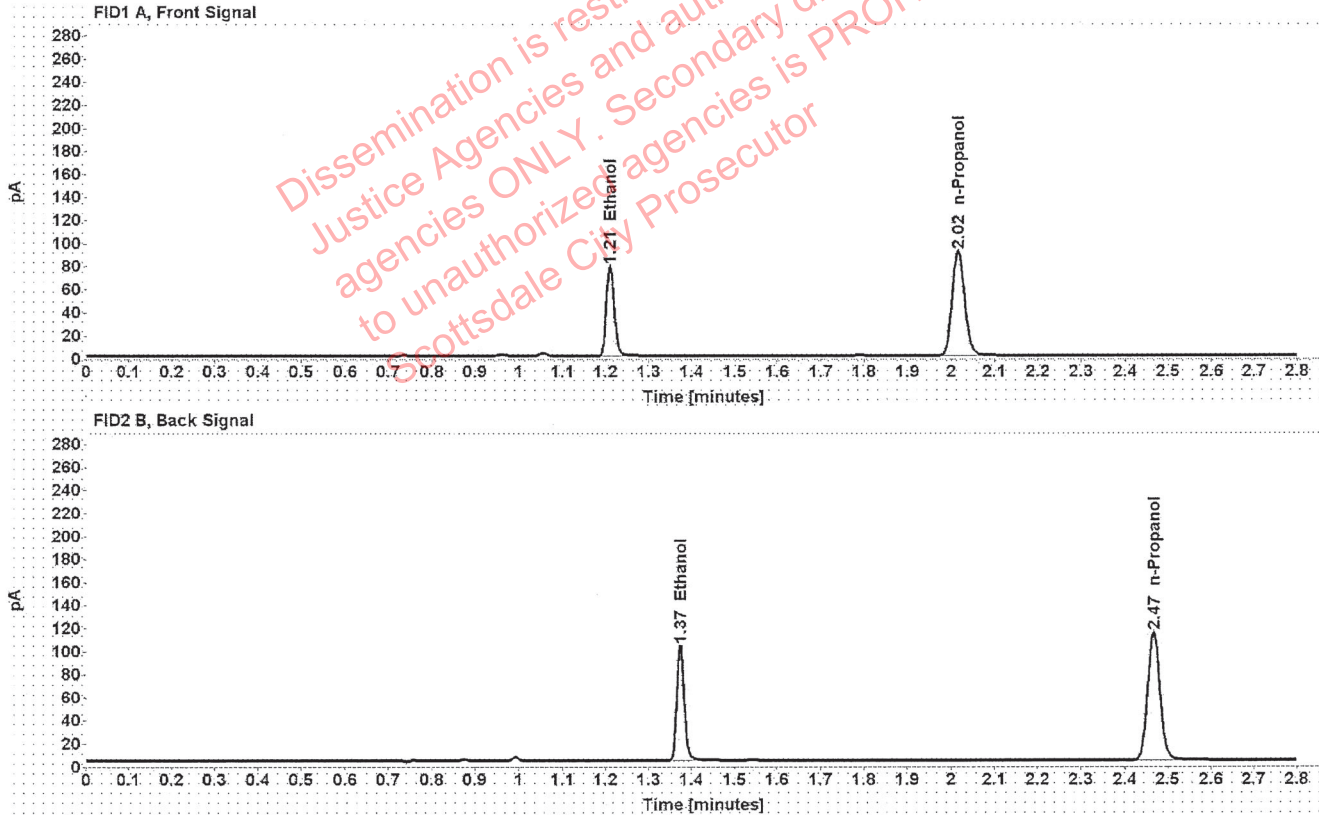


Table 1: FID 1 A (column DB-ALC1)

Compound	Amount (g/100mL)	Time (min)	Peak Area
>Ethanol	0.1492	1.210	98.916
n-Propanol	-----	2.016	180.904

Table 2: FID 2 B (column DB-ALC2)

Compound	Time (min)	Peak Area
Ethanol	1.374	122.861
n-Propanol	2.467	224.087

Scottsdale Police Department Crime Lab Volatiles Analysis

Sample:	1367210	Vial:	70
Description:		LIMS ID:	
Method:	ethanol quant.M	Sequence:	28Apr21
Instrument:	US14173023 CN14160045	Injection date:	4/28/2021 9:14:01 PM
Data file:	C:\Chem32\1\Data\28Apr21\70.D	Analyst:	Abbott

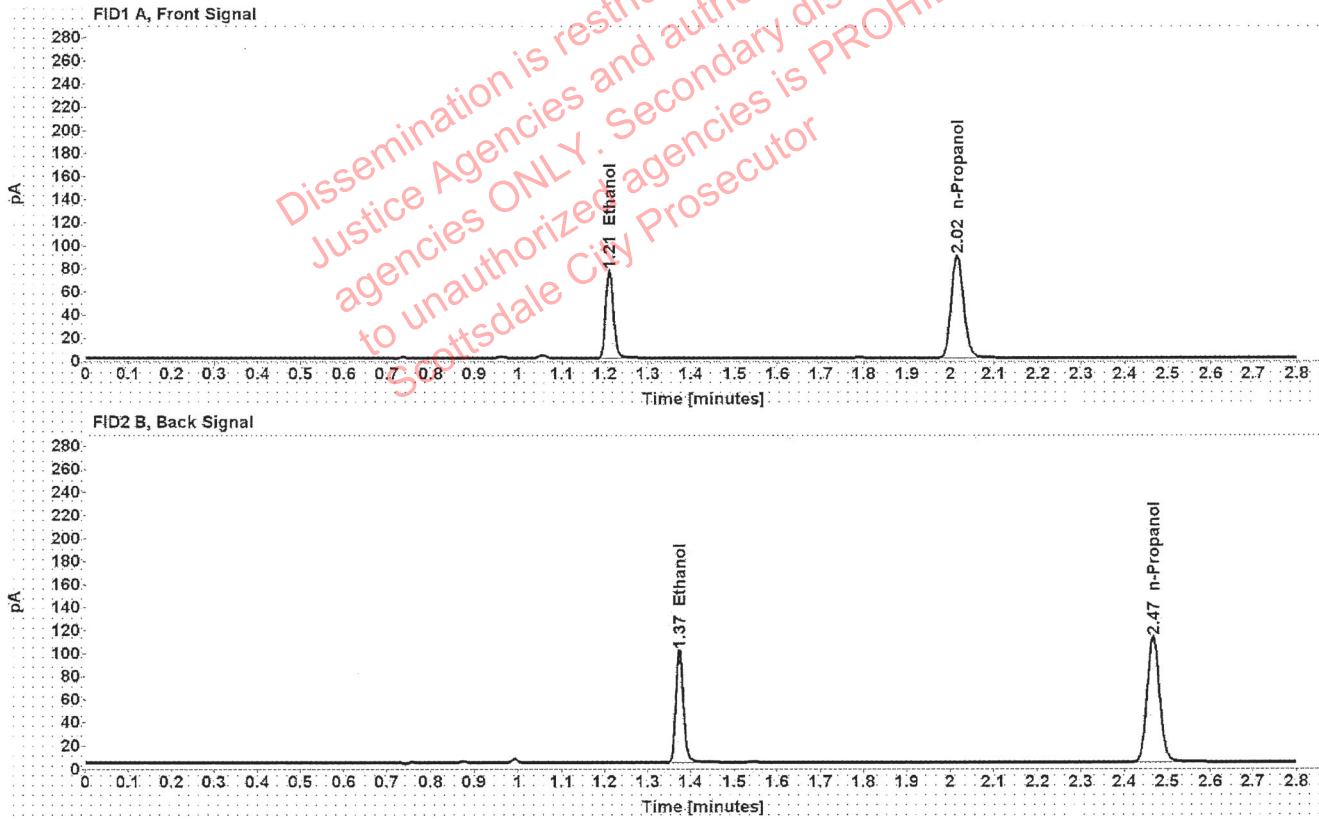


Table 1: FID 1 A (column DB-ALC1)

Compound	Amount (g/100mL)	Time (min)	Peak Area
>Ethanol	0.1482	1.210	96.418
n-Propanol	-----	2.016	177.447

Table 2: FID 2 B (column DB-ALC2)

Compound	Time (min)	Peak Area
Ethanol	1.374	120.008
n-Propanol	2.467	219.592

Scottsdale Police Department Crime Lab Volatiles Analysis

Sample:	1365302	Vial:	71
Description:		LIMS ID:	
Method:	ethanol quant.M	Sequence:	28Apr21
Instrument:	US14173023 CN14160045	Injection date:	4/28/2021 9:18:01 PM
Data file:	C:\Chem32\1\Data\28Apr21\71.D	Analyst:	Abbott

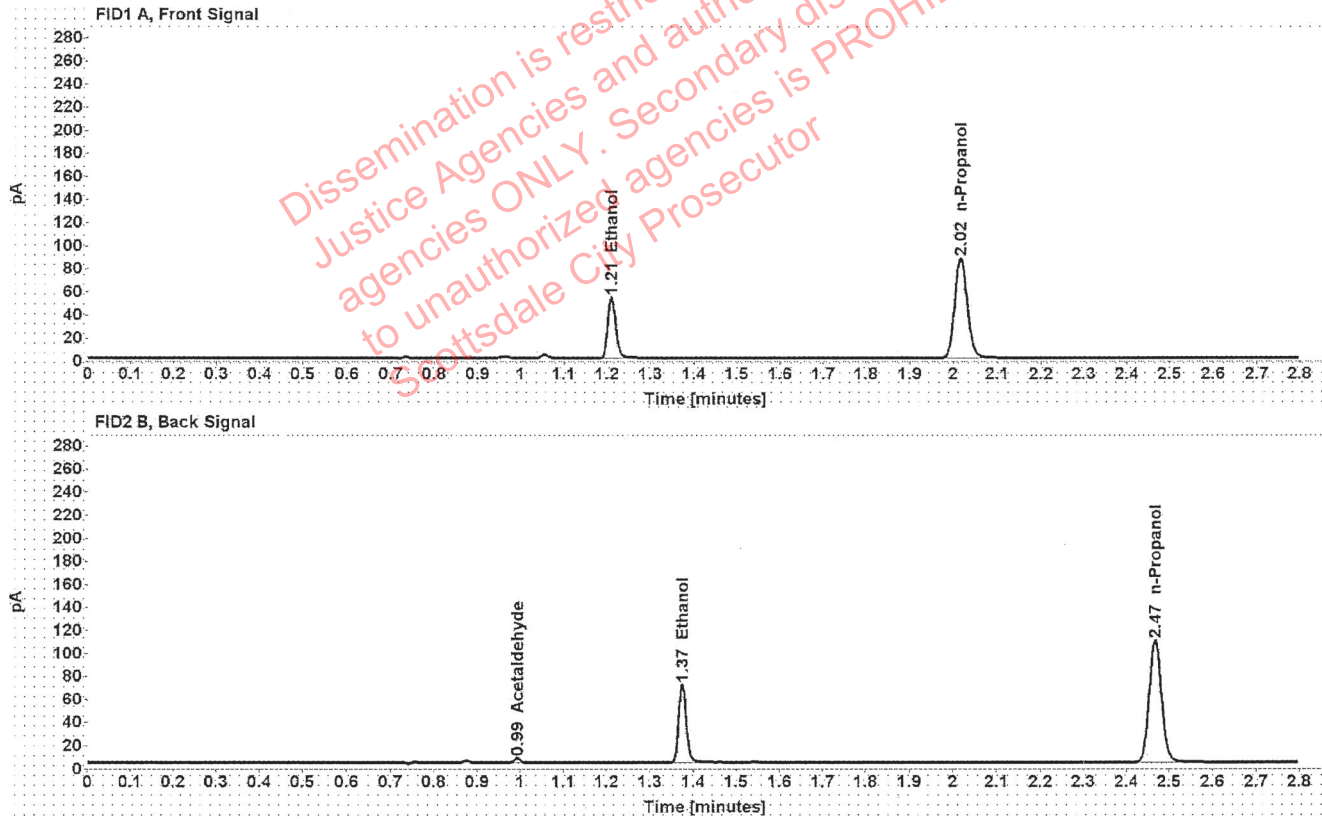


Table 1: FID 1 A (column DB-ALC1)

Compound	Amount (g/100mL)	Time (min)	Peak Area
>Ethanol	0.1067	1.211	67.441
n-Propanol	-----	2.016	172.915

Table 2: FID 2 B (column DB-ALC2)

Compound	Time (min)	Peak Area
Acetaldehyde	0.993	3.927
Ethanol	1.375	83.407
n-Propanol	2.467	214.038

Scottsdale Police Department Crime Lab Volatiles Analysis

Sample:	1365302	Vial:	72
Description:	[REDACTED]	LIMS ID:	[REDACTED]
Method:	ethanol quant.M	Sequence:	28Apr21
Instrument:	US14173023 CN14160045	Injection date:	4/28/2021 9:22:01 PM
Data file:	C:\Chem32\1\Data\28Apr21\72.D	Analyst:	Abbott

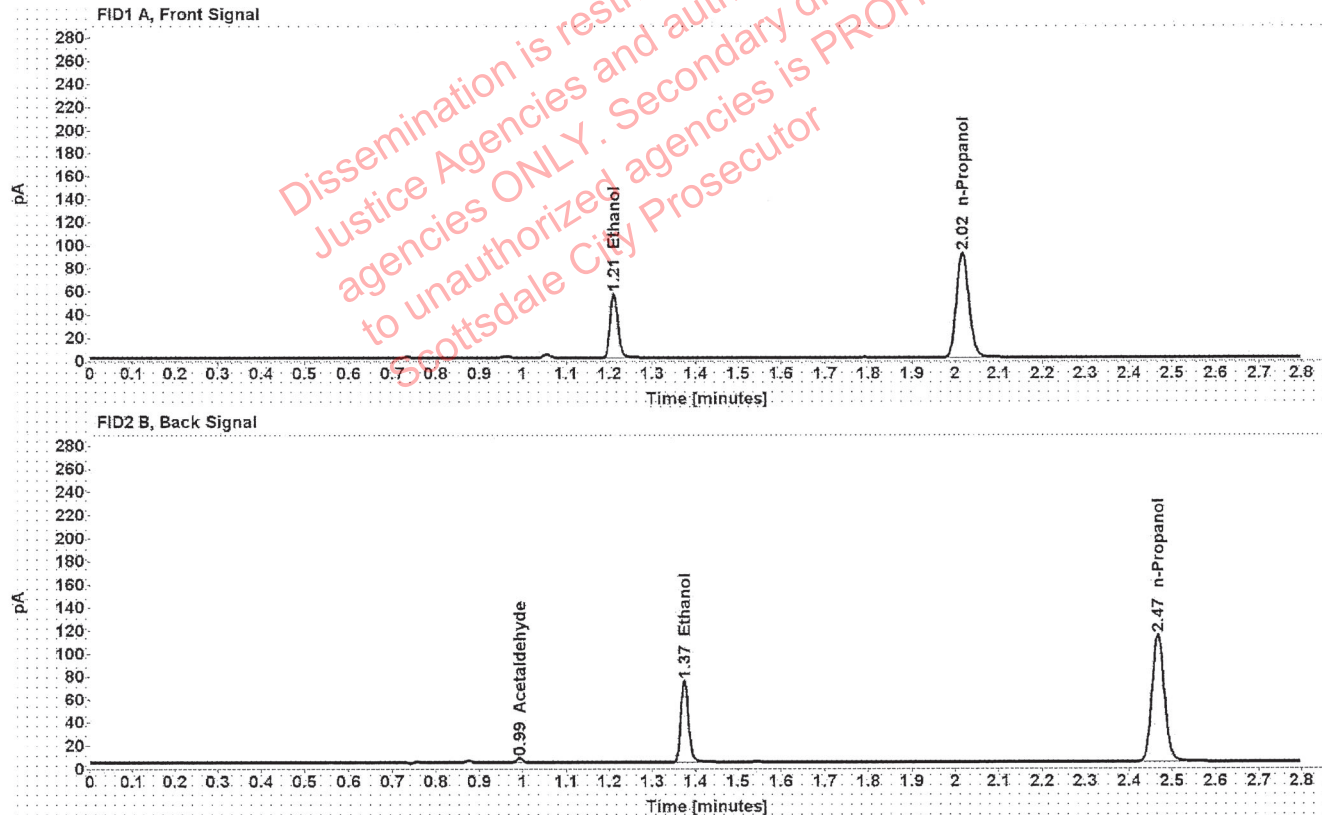


Table 1: FID 1 A (column DB-ALC1)

Compound	Amount (g/100mL)	Time (min)	Peak Area
>Ethanol	0.1070	1.211	70.826
n-Propanol	-----	2.016	181.046

Table 2: FID 2 B (column DB-ALC2)

Compound	Time (min)	Peak Area
Acetaldehyde	0.993	3.987
Ethanol	1.374	87.649
n-Propanol	2.467	224.174

Scottsdale Police Department Crime Lab Volatiles Analysis

Sample:	1367284	Vial:	73
Description:	[REDACTED]	LIMS ID:	[REDACTED]
Method:	ethanol quant.M	Sequence:	28Apr21
Instrument:	US14173023 CN14160045	Injection date:	4/28/2021 9:26:16 PM
Data file:	C:\Chem32\1\Data\28Apr21\73.D	Analyst:	Abbott

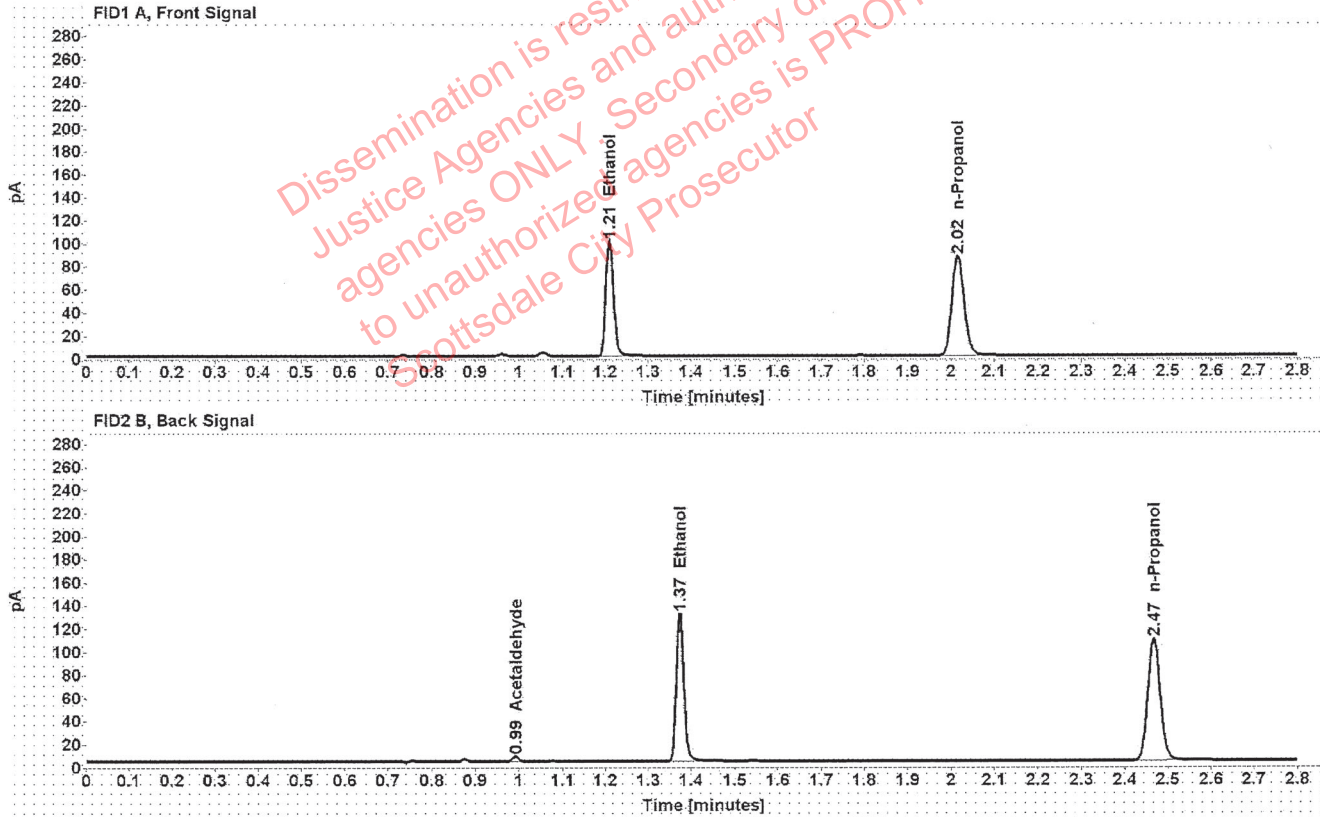


Table 1: FID 1 A (column DB-ALC1)

Compound	Amount (g/100mL)	Time (min)	Peak Area
>Ethanol	0.2001	1.210	126.668
n-Propanol	-----	2.016	172.364

Table 2: FID 2 B (column DB-ALC2)

Compound	Time (min)	Peak Area
Acetaldehyde	0.993	4.208
Ethanol	1.374	157.618
n-Propanol	2.467	213.031

Scottsdale Police Department Crime Lab Volatiles Analysis

Sample:	1367284	Vial:	74
Description:	[redacted]	LIMS ID:	[redacted]
Method:	ethanol quant.M	Sequence:	28Apr21
Instrument:	US14173023 CN14160045	Injection date:	4/28/2021 9:30:17 PM
Data file:	C:\Chem32\1\Data\28Apr21\74.D	Analyst:	Abbott

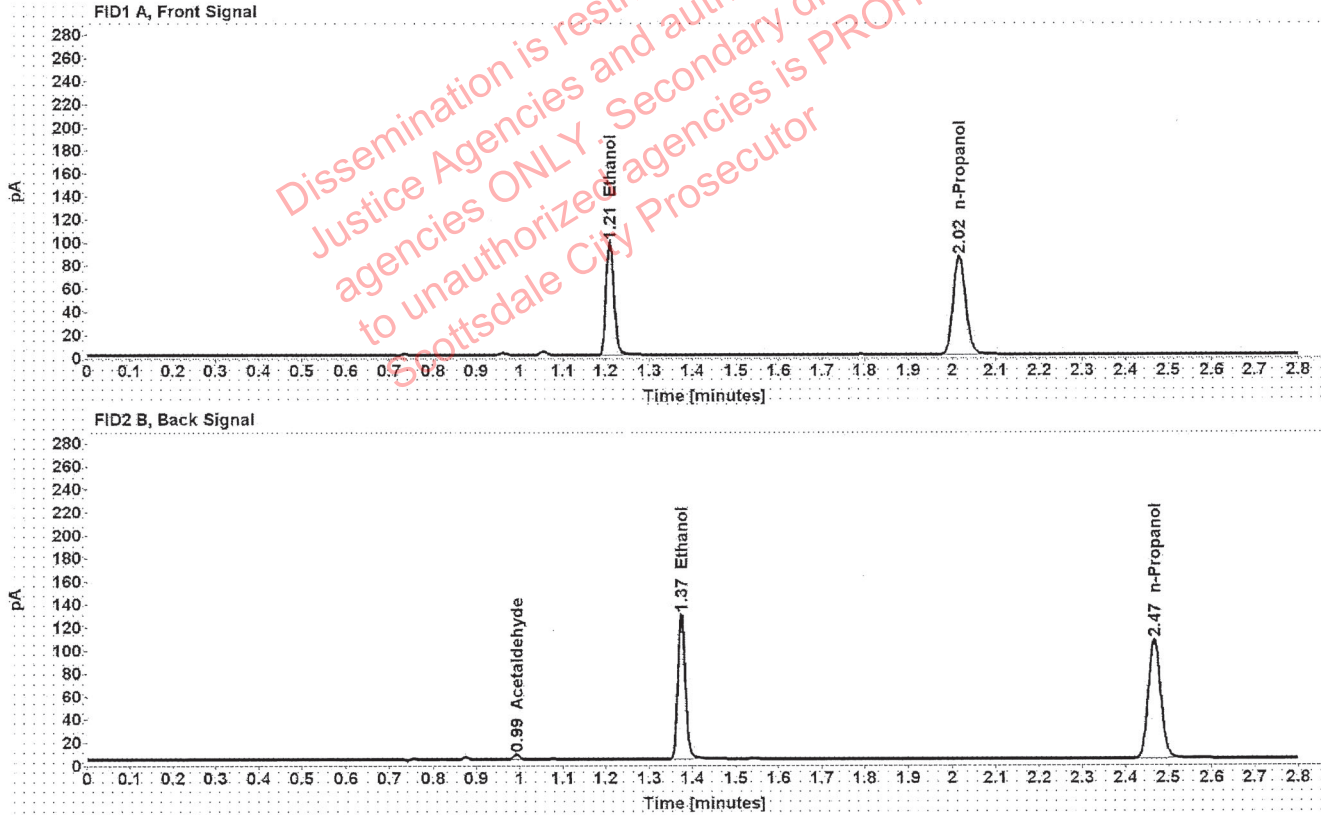


Table 1: FID 1 A (column DB-ALC1)

Compound	Amount (g/100mL)	Time (min)	Peak Area
>Ethanol	0.1999	1.210	124.596
n-Propanol	-----	2.016	169.663

Table 2: FID 2 B (column DB-ALC2)

Compound	Time (min)	Peak Area
Acetaldehyde	0.993	4.102
Ethanol	1.374	155.146
n-Propanol	2.467	209.815

Scottsdale Police Department Crime Lab Volatiles Analysis

Sample:	1367848	Vial:	76
Description:	[REDACTED]	LIMS ID:	[REDACTED]
Method:	ethanol quant.M	Sequence:	28Apr21
Instrument:	US14173023 CN14160045	Injection date:	4/28/2021 9:38:17 PM
Data file:	C:\Chem32\1\Data\28Apr21\76.D	Analyst:	Abbott

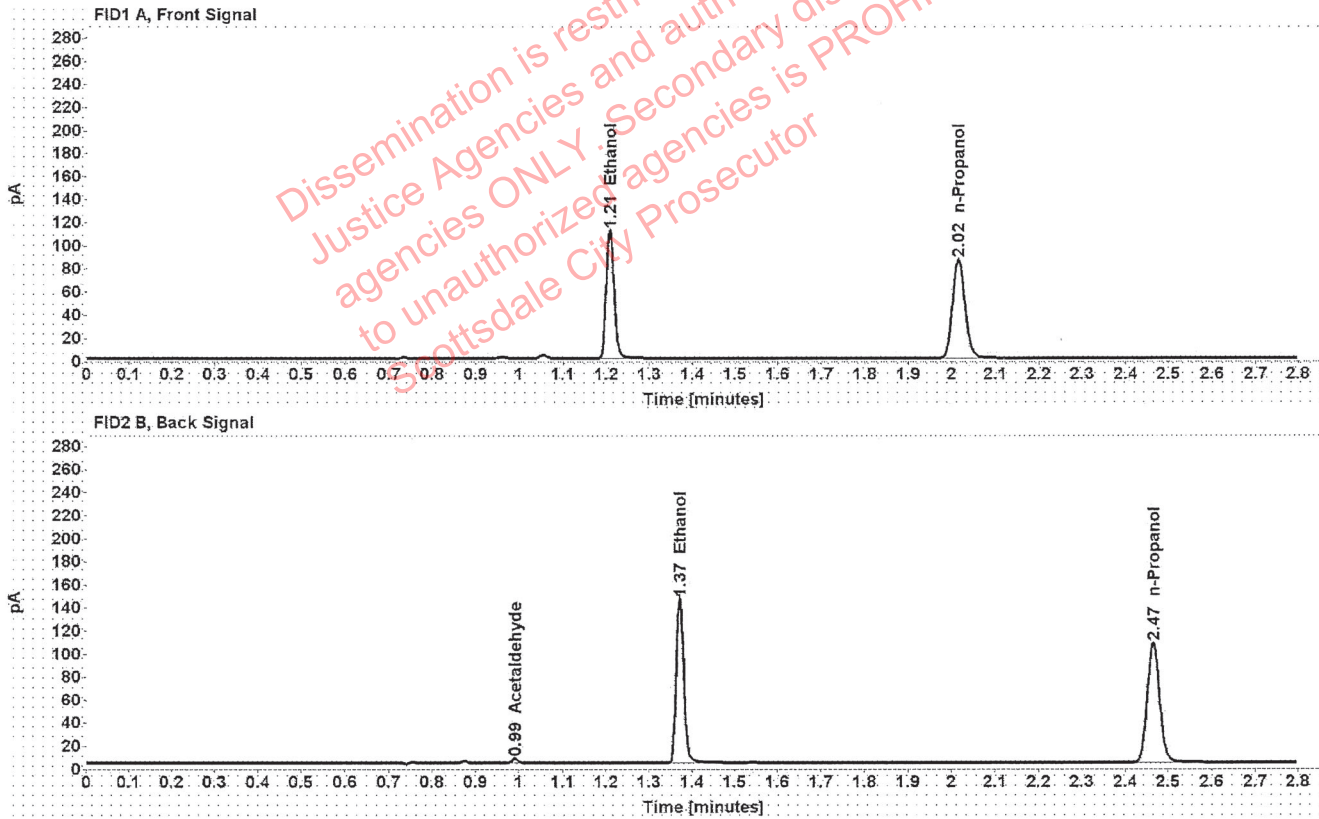


Table 1: FID 1 A (column DB-ALC1)

Compound	Amount (g/100mL)	Time (min)	Peak Area
>Ethanol	0.2249	1.209	140.808
n-Propanol	-----	2.015	170.358

Table 2: FID 2 B (column DB-ALC2)

Compound	Time (min)	Peak Area
Acetaldehyde	0.991	3.918
Ethanol	1.372	175.646
n-Propanol	2.465	211.139

Scottsdale Police Department Crime Lab Volatiles Analysis

Sample:	1367848	Vial:	77
Description:	[REDACTED]	LIMS ID:	[REDACTED]
Method:	ethanol quant.M	Sequence:	28Apr21
Instrument:	US14173023 CN14160045	Injection date:	4/28/2021 9:42:18 PM
Data file:	C:\Chem32\1\Data\28Apr21\77.D	Analyst:	Abbott

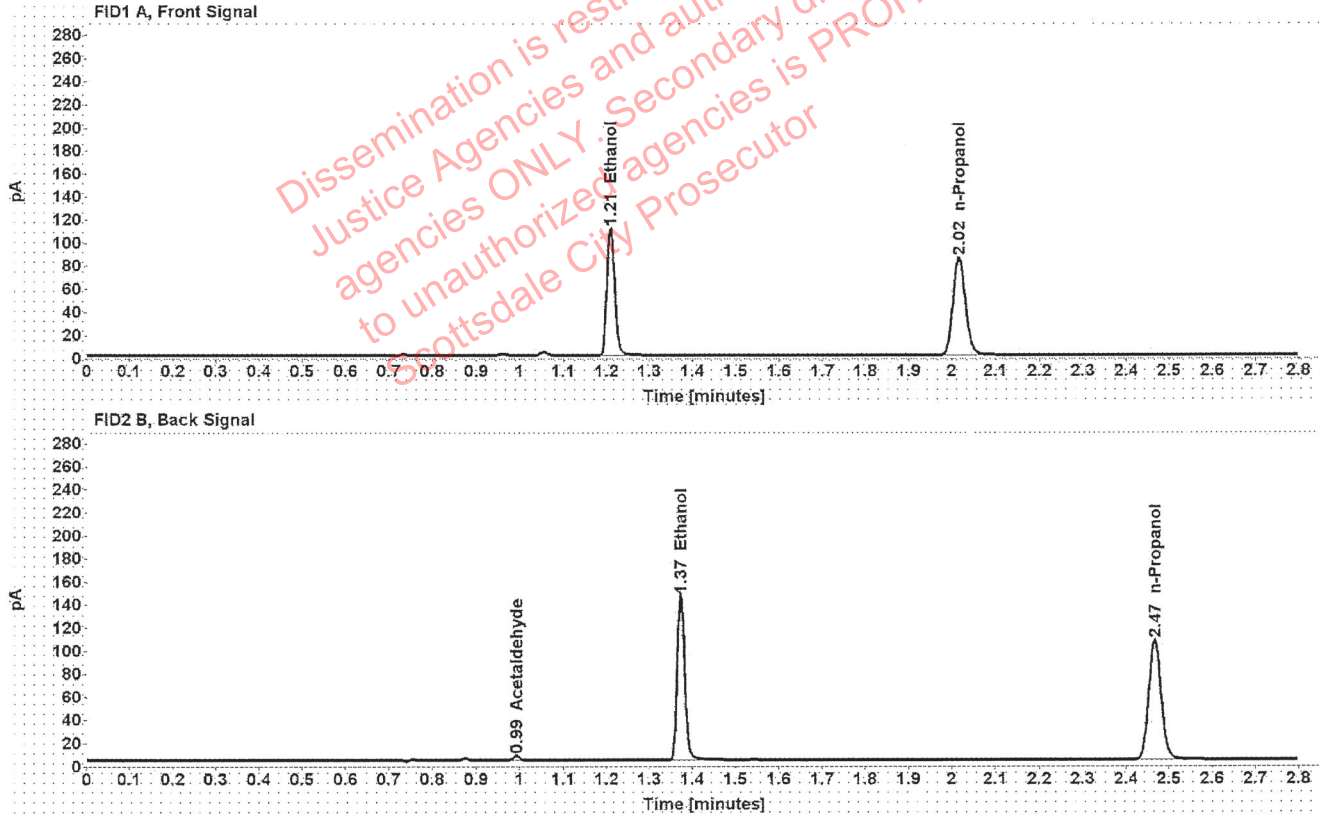


Table 1: FID 1 A (column DB-ALC1)

Compound	Amount (g/100mL)	Time (min)	Peak Area
>Ethanol	0.2268	1.210	140.846
n-Propanol	-----	2.016	168.999

Table 2: FID 2 B (column DB-ALC2)

Compound	Time (min)	Peak Area
Acetaldehyde	0.992	3.821
Ethanol	1.374	175.987
n-Propanol	2.467	209.310

Scottsdale Police Department Crime Lab Volatiles Analysis

Sample:	1308253	Vial:	78
Description:	[REDACTED]	LIMS ID:	[REDACTED]
Method:	ethanol quant.M	Sequence:	28Apr21
Instrument:	US14173023 CN14160045	Injection date:	4/28/2021 9:46:18 PM
Data file:	C:\Chem32\1\Data\28Apr21\78.D	Analyst:	Abbott

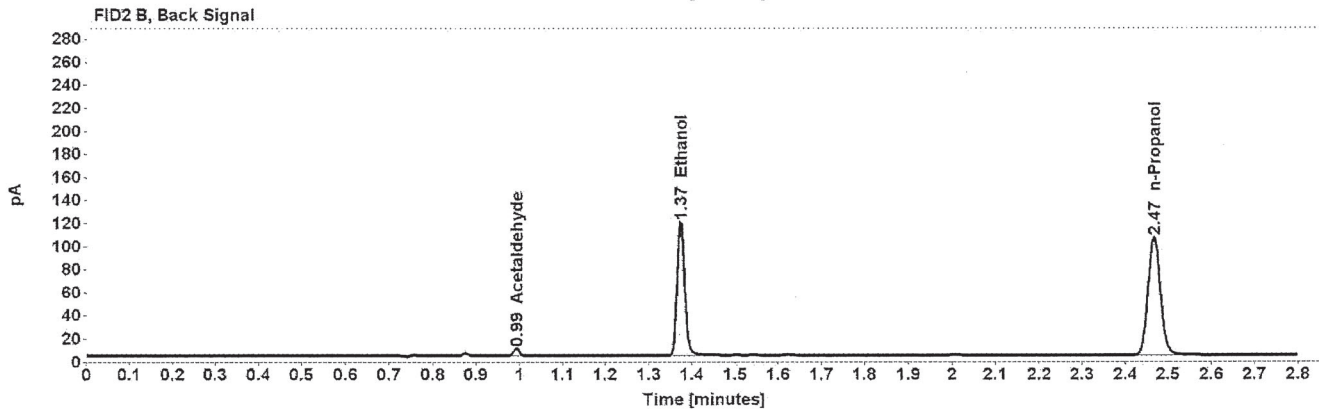
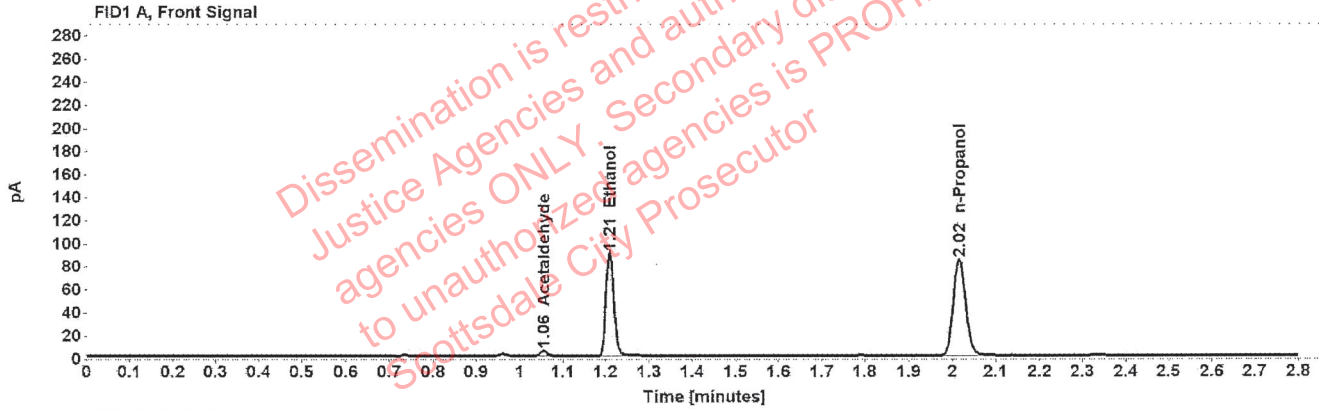


Table 1: FID 1 A (column DB-ALC1)

Compound	Amount (g/100mL)	Time (min)	Peak Area
Acetaldehyde	-----	1.055	4.567
>Ethanol	0.1872	1.210	114.362
n-Propanol	-----	2.016	166.411

Table 2: FID 2 B (column DB-ALC2)

Compound	Time (min)	Peak Area
Acetaldehyde	0.992	5.976
Ethanol	1.374	142.619
n-Propanol	2.467	206.856

Scottsdale Police Department Crime Lab Volatiles Analysis

Sample:	1308253	Vial:	79
Description:	[REDACTED]	LIMS ID:	[REDACTED]
Method:	ethanol quant.M	Sequence:	28Apr21
Instrument:	US14173023 CN14160045	Injection date:	4/28/2021 9:50:33 PM
Data file:	C:\Chem32\1\Data\28Apr21\79.D	Analyst:	Abbott

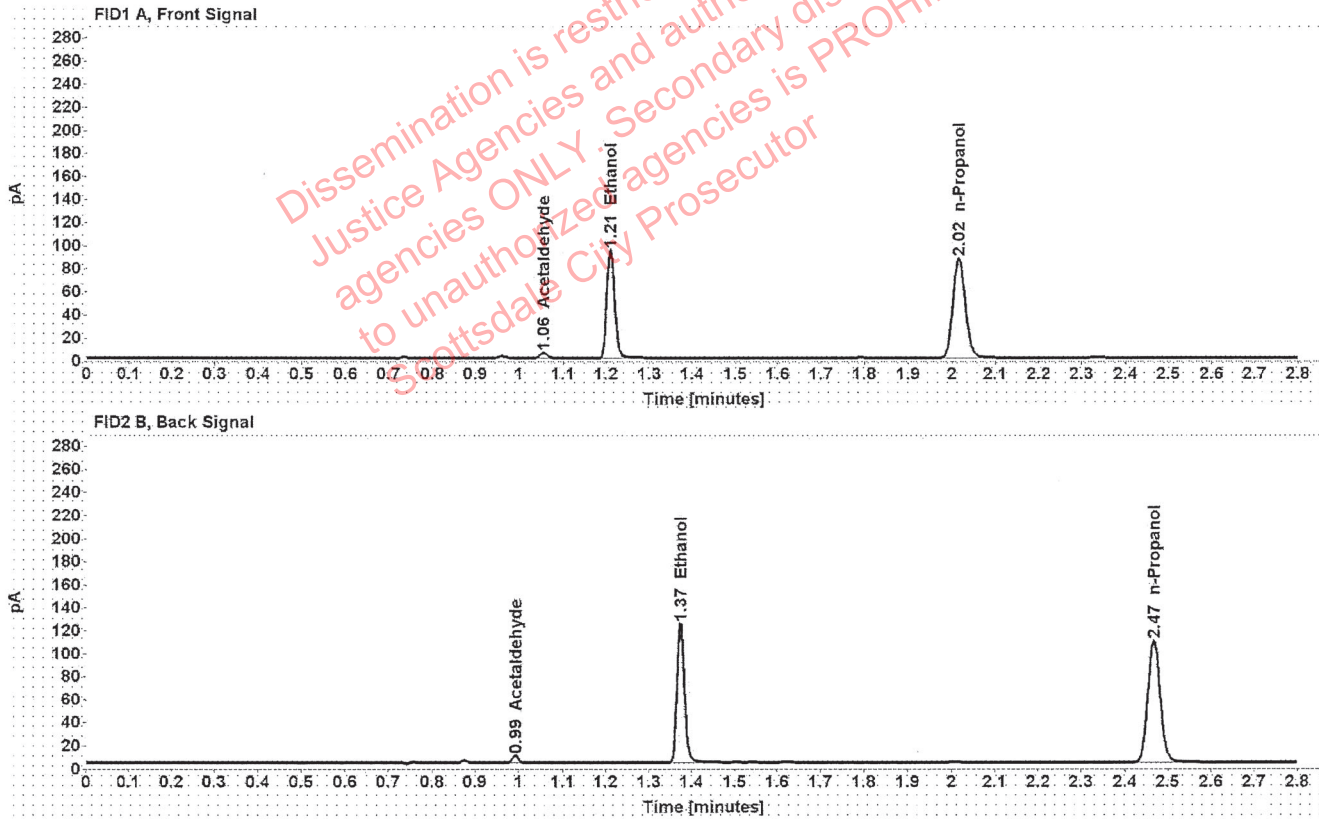


Table 1: FID 1 A (column DB-ALC1)

Compound	Amount (g/100mL)	Time (min)	Peak Area
Acetaldehyde	-----	1.055	4.633
>Ethanol	0.1896	1.210	119.877
n-Propanol	-----	2.016	172.194

Table 2: FID 2 B (column DB-ALC2)

Compound	Time (min)	Peak Area
Acetaldehyde	0.993	6.065
Ethanol	1.374	149.050
n-Propanol	2.467	213.731

Scottsdale Police Department Crime Lab Volatiles Analysis

Sample:	1367282	Vial:	80
Description:	[REDACTED]	LIMS ID:	[REDACTED]
Method:	ethanol quant.M	Sequence:	28Apr21
Instrument:	US14173023 CN14160045	Injection date:	4/28/2021 9:54:33 PM
Data file:	C:\Chem32\1\Data\28Apr21\80.D	Analyst:	Abbott

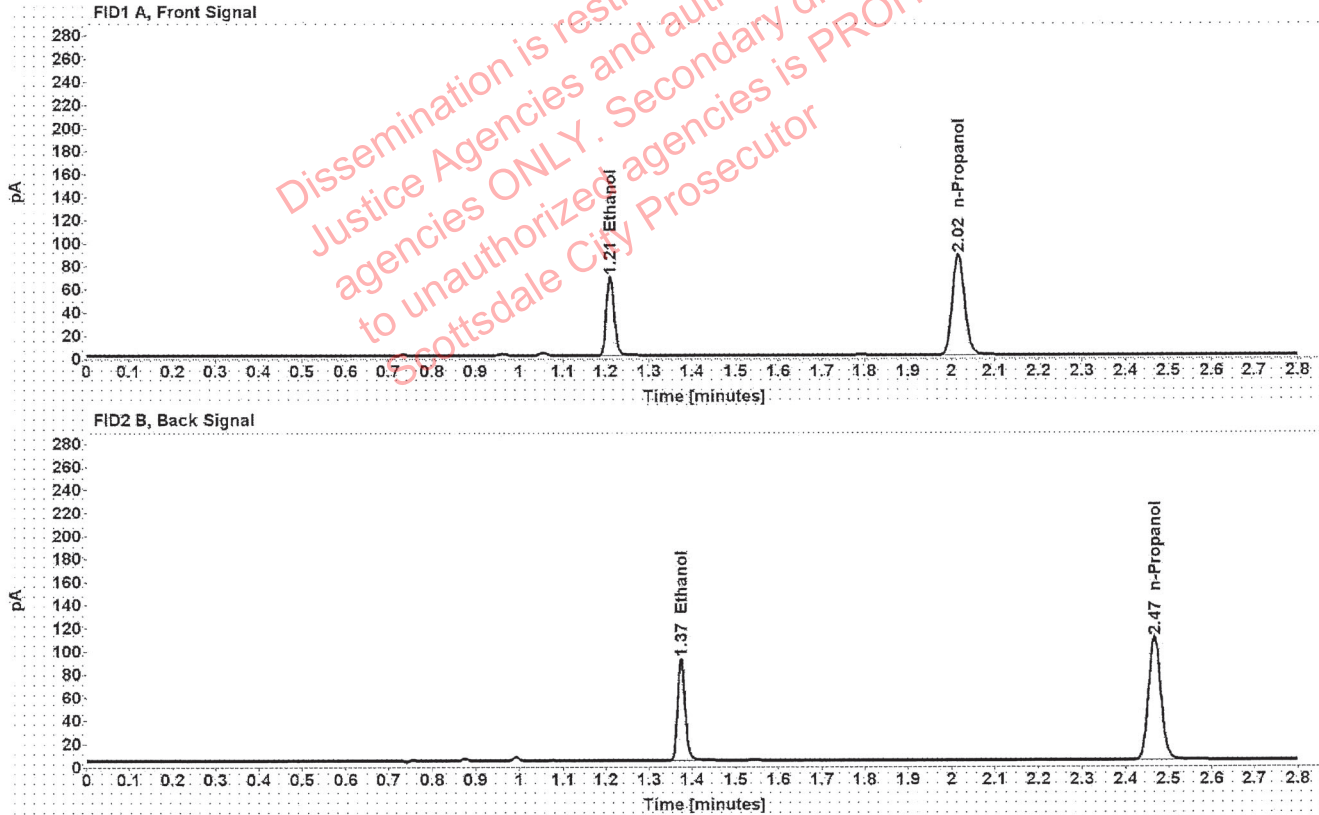


Table 1: FID 1 A (column DB-ALC1)

Compound	Amount (g/100mL)	Time (min)	Peak Area
>Ethanol	0.1369	1.210	87.205
n-Propanol	-----	2.016	173.937

Table 2: FID 2 B (column DB-ALC2)

Compound	Time (min)	Peak Area
Ethanol	1.374	108.232
n-Propanol	2.467	215.105

Scottsdale Police Department Crime Lab Volatiles Analysis

Sample:	1367282	Vial:	81
Description:	[REDACTED]	LIMS ID:	[REDACTED]
Method:	ethanol quant.M	Sequence:	28Apr21
Instrument:	US14173023 CN14160045	Injection date:	4/28/2021 9:58:32 PM
Data file:	C:\Chem32\1\Data\28Apr21\81.D	Analyst:	Abbott

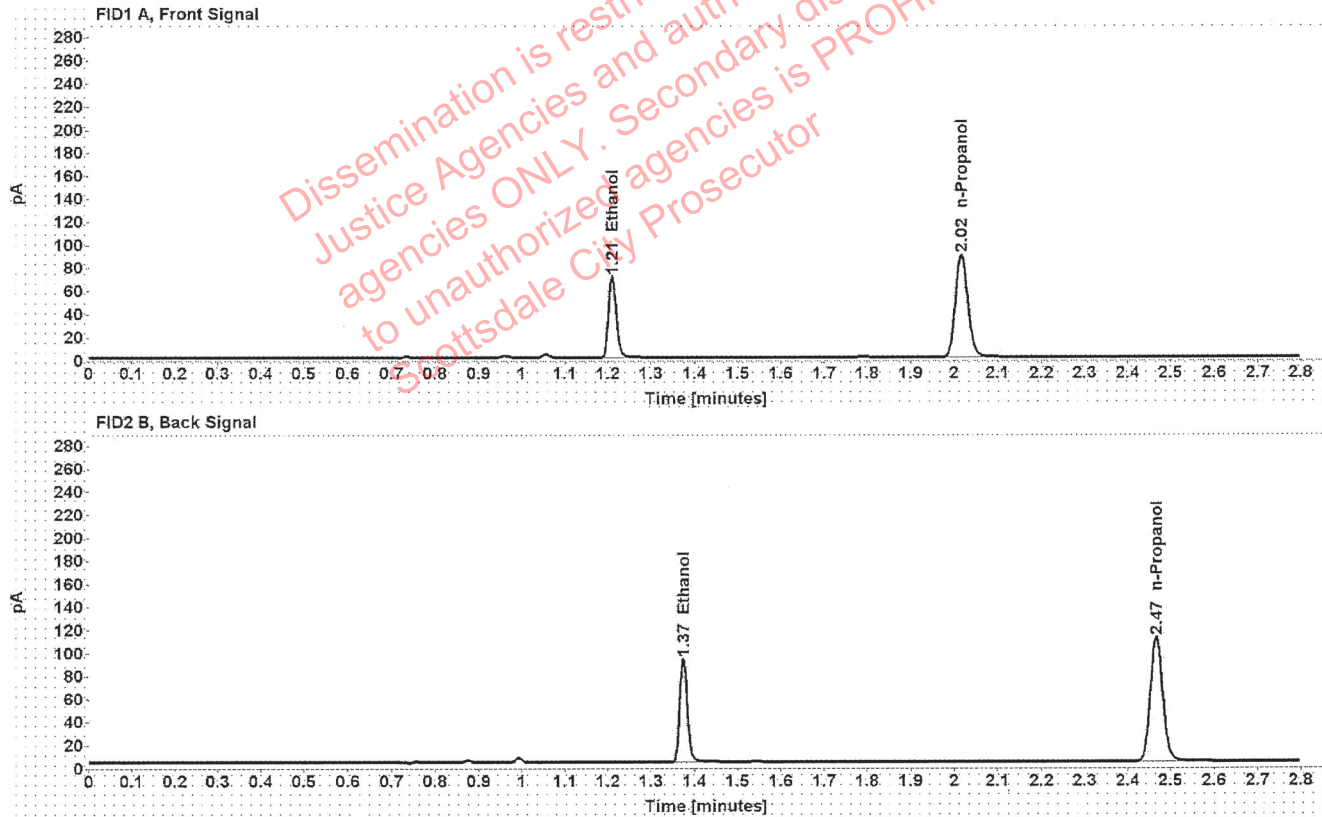


Table 1: FID 1 A (column DB-ALC1)

Compound	Amount (g/100mL)	Time (min)	Peak Area
>Ethanol	0.1373	1.210	88.908
n-Propanol	-----	2.016	176.791

Table 2: FID 2 B (column DB-ALC2)

Compound	Time (min)	Peak Area
Ethanol	1.374	110.292
n-Propanol	2.467	218.568

Scottsdale Police Department Crime Lab Volatiles Analysis

Sample:	1368140	Vial:	82
Description:	[REDACTED]	LIMS ID:	[REDACTED]
Method:	ethanol quant.M	Sequence:	28Apr21
Instrument:	US14173023 CN14160045	Injection date:	4/28/2021 10:02:32 PM
Data file:	C:\Chem32\1\Data\28Apr21\82.D	Analyst:	Abbott

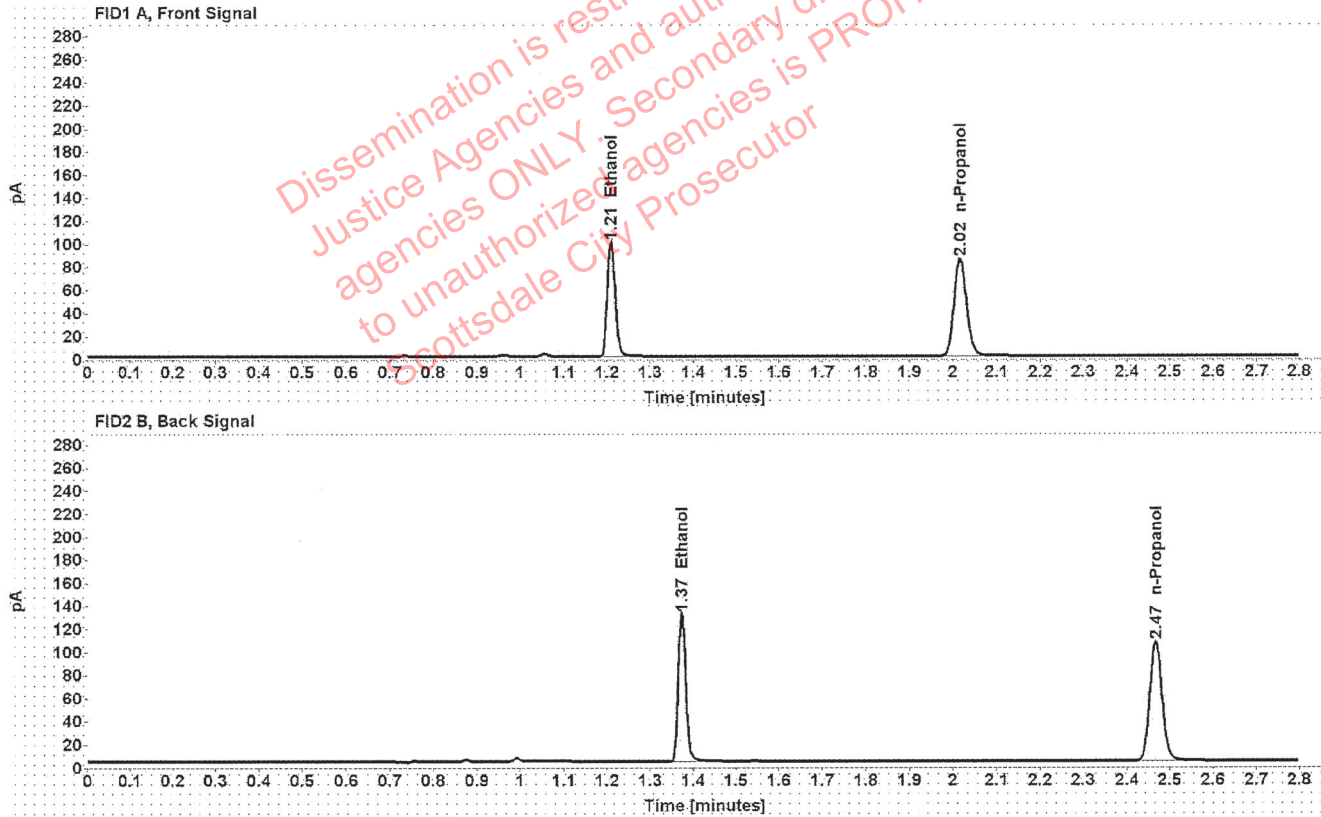


Table 1: FID 1 A (column DB-ALC1)

Compound	Amount (g/100mL)	Time (min)	Peak Area
>Ethanol	0.2043	1.210	126.614
n-Propanol	-----	2.016	168.744

Table 2: FID 2 B (column DB-ALC2)

Compound	Time (min)	Peak Area
Ethanol	1.374	157.598
n-Propanol	2.467	208.409

Scottsdale Police Department Crime Lab Volatiles Analysis

Sample:	1368140	Vial:	83
Description:	[REDACTED]	LIMS ID:	[REDACTED]
Method:	ethanol quant.M	Sequence:	28Apr21
Instrument:	US14173023 CN14160045	Injection date:	4/28/2021 10:06:32 PM
Data file:	C:\Chem32\1\Data\28Apr21\83.D	Analyst:	Abbott

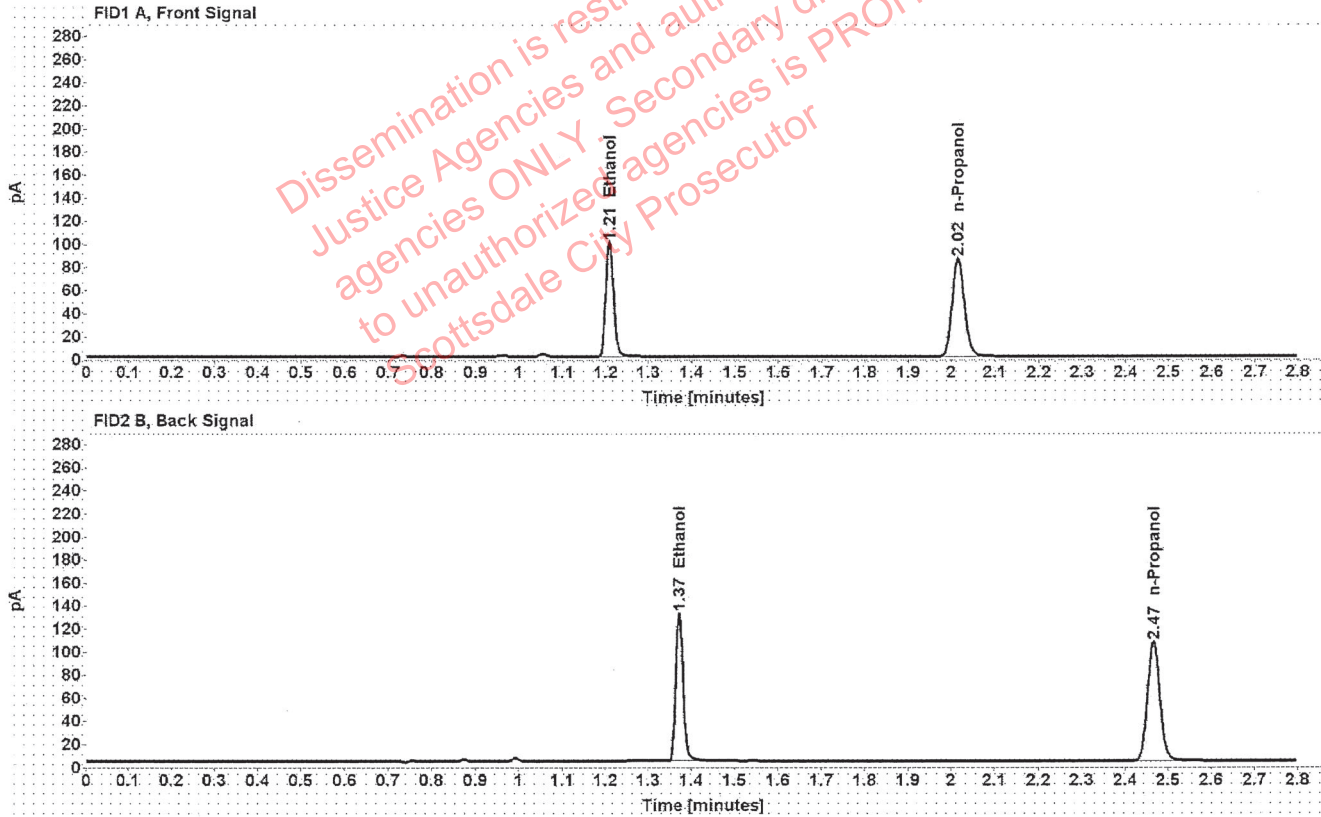


Table 1: FID 1 A (column DB-ALC1)

Compound	Amount (g/100mL)	Time (min)	Peak Area
>Ethanol	0.2037	1.209	126.785
n-Propanol	-----	2.015	169.479

Table 2: FID 2 B (column DB-ALC2)

Compound	Time (min)	Peak Area
Ethanol	1.372	158.768
n-Propanol	2.466	209.823

Scottsdale Police Department Crime Lab Volatiles Analysis

Sample:	1368459	Vial:	84
Description:	[REDACTED]	LIMS ID:	[REDACTED]
Method:	ethanol quant.M	Sequence:	28Apr21
Instrument:	US14173023 CN14160045	Injection date:	4/28/2021 10:10:32 PM
Data file:	C:\Chem32\1\Data\28Apr21\84.D	Analyst:	Abbott

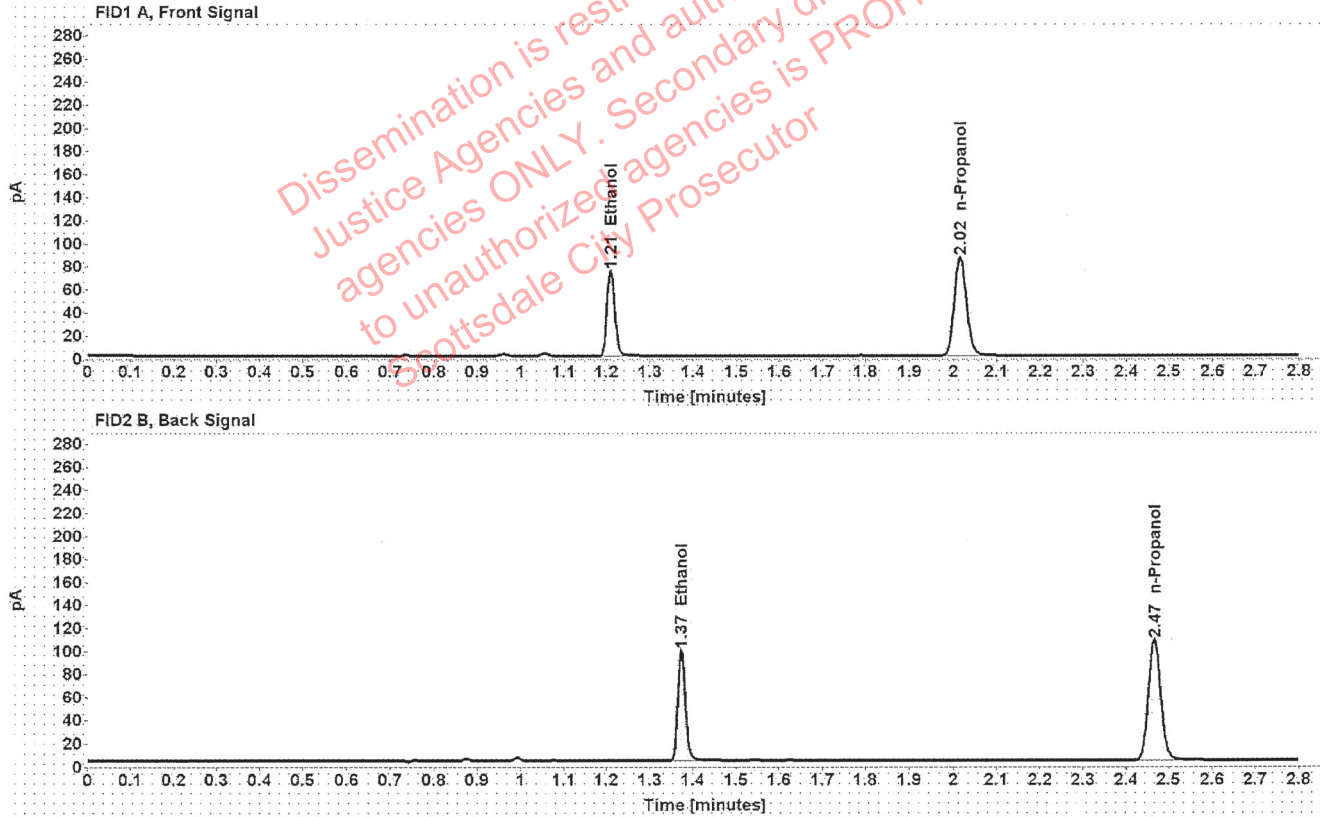


Table 1: FID 1 A (column DB-ALC1)

Compound	Amount (g/100mL)	Time (min)	Peak Area
>Ethanol	0.1506	1.210	94.415
n-Propanol	-----	2.016	171.036

Table 2: FID 2 B (column DB-ALC2)

Compound	Time (min)	Peak Area
Ethanol	1.373	117.424
n-Propanol	2.466	211.628

Scottsdale Police Department Crime Lab Volatiles Analysis

Sample:	1368459	Vial:	85
Description:	[REDACTED]	LIMS ID:	[REDACTED]
Method:	ethanol quant.M	Sequence:	28Apr21
Instrument:	US14173023 CN14160045	Injection date:	4/28/2021 10:14:47 PM
Data file:	C:\Chem32\1\Data\28Apr21\85.D	Analyst:	Abbott

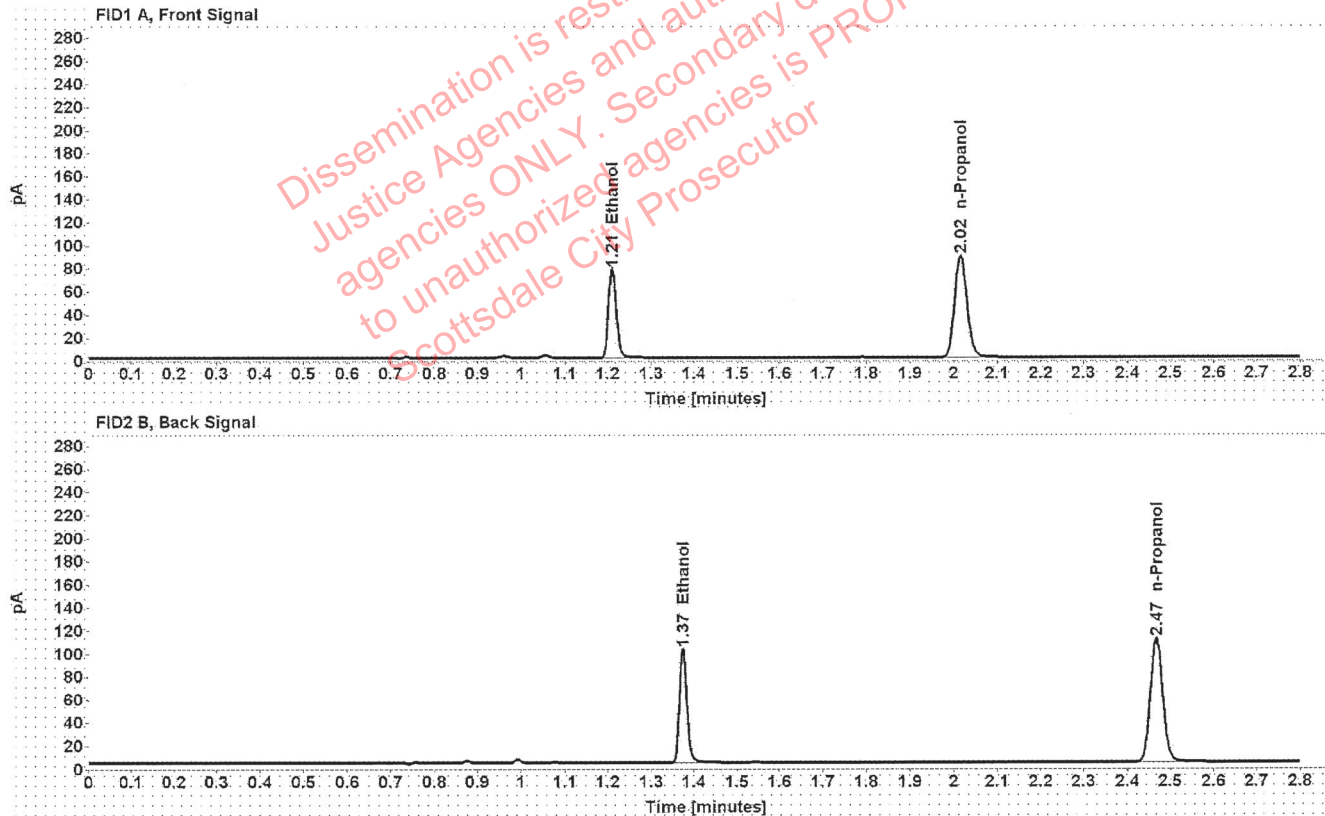


Table 1: FID 1 A (column DB-ALC1)

Compound	Amount (g/100mL)	Time (min)	Peak Area
>Ethanol	0.1524	1.210	98.170
n-Propanol	-----	2.016	175.645

Table 2: FID 2 B (column DB-ALC2)

Compound	Time (min)	Peak Area
Ethanol	1.374	122.097
n-Propanol	2.467	217.353