

# SCOTTSDALE POLICE DEPARTMENT CRIME LABORATORY BLOOD ALCOHOL FACE SHEET

ANALYSIS DATE 06/22/2021 SEQUENCE NAME 22Jun21

**EQUIPMENT**

Pipettor  Hamilton ML600EH7497  Hamilton ML600GJ10749  
 Gas Chromatograph  Agilent US14173023

**INSTRUMENT CALIBRATION**

Vial 1 0.02 calibrator Lot FN06141806 Coefficient of determination (r<sup>2</sup>)  
 Vial 2 0.10 calibrator Lot FN05311902 0.99993  
 Vial 3 0.20 calibrator Lot FN05101903  
 Vial 4 0.40 calibrator Lot FN10051906

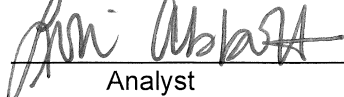
**CALIBRATION VERIFICATION AND RESOLUTION TEST**

Vial	Sample	Expected result	Measured result	Manufacturer/lot
5	Blank	Not detected	Not detected	SPD lab 031021AQ
6	Volatiles mixture	6 compounds	6 compounds	SPD lab 050721MIX
7	Aqueous control	0.400 g/dL	0.404 g/dL	Lipomed 11092018-A
8	Aqueous control	0.040 g/dL	0.041 g/dL	Lipomed 14082019-B
9	Blood control	0.200 g/dL	0.199 g/dL	ACQ 4101018274/9
20	Aqueous control	0.080 g/dL	0.081 g/dL	Lipomed 20012020-B
31	Aqueous control	0.080 g/dL	0.082 g/dL	Lipomed 20012020-B
42	Blood control	0.200 g/dL	0.203 g/dL	ACQ 4101018274/9
53	Aqueous control	0.400 g/dL	0.405 g/dL	Lipomed 11092018-A
54	Aqueous control	0.040 g/dL	0.041 g/dL	Lipomed 14082019-B
55	Blood control	0.200 g/dL	0.213 g/dL	ACQ 4101018274/9
56	Blank	Not detected	Not detected	SPD lab 111020WB

**SUBJECT SAMPLES**

Subjects in the sequence 20 Subjects requiring reanalysis 20

ADDITIONAL NOTES: This run is void due to a control failure.

Run valid  Run invalid   Analyst  
 Run valid  Run invalid  \_\_\_\_\_ Technical Reviewer

# Scottsdale Police Department Crime Laboratory Sequence Quality Assurance Summary

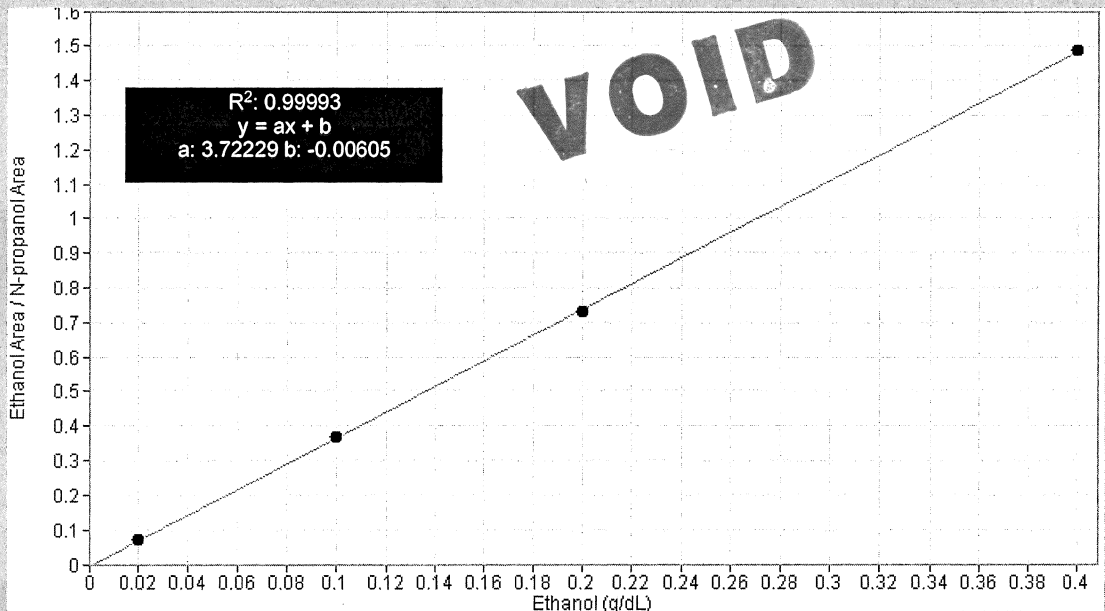
SEQUENCE NAME: 22Jun21

ANALYST: Abbott *AB*

Sample Name	Vial	Measured Value (g/dL)	Expected Value (g/dL)	Percent Difference	Absolute Difference (g/dL)
blank 031021AQ	5	negative	negative	-	-
0.400 11092018-A	7	0.404	0.400	1.00	0.004
0.040 14082019-B	8	0.041	0.040	2.50	0.001
0.200 4101018274/9	9	0.199	0.200	0.50	-0.001
0.080 20012020-B	20	0.081	0.080	1.25	0.001
0.080 20012020-B	31	0.082	0.080	2.50	0.002
0.200 4101018274/9	42	0.203	0.200	1.50	0.003
0.400 11092018-A	53	0.405	0.400	1.25	0.005
0.040 14082019-B	54	0.041	0.040	2.50	0.001
0.200 4101018274/9	55	0.213	0.200	6.50	0.013
blank 111020WB	56	negative	negative	-	-

Calibrator	Ethanol Area	N-propanol Area	Ratio
0.020	11.757	164.600	0.071
0.100	59.352	161.583	0.367
0.200	118.040	161.496	0.731
0.400	240.093	161.551	1.486

**Calibration Line**



# Scottsdale Police Department Crime Lab Volatiles Analysis

<b>Sample:</b>	FN06141806	<b>Vial:</b>	1
<b>Description:</b>	0.020 calibrator	<b>Sequence:</b>	22Jun21
<b>Method:</b>	ethanol quant.M	<b>Injection date:</b>	6/22/2021 3:22:54 PM
<b>Instrument:</b>	US14173023 CN14160045	<b>Analyst:</b>	Abbott <i>pk</i>
<b>Data file:</b>	C:\Chem32\1\Data\22Jun21\1.D		

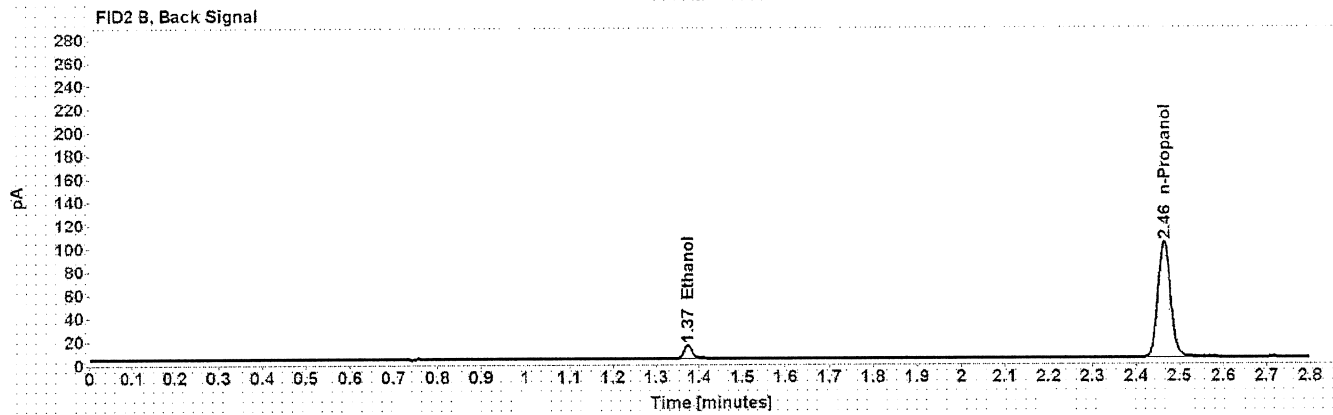
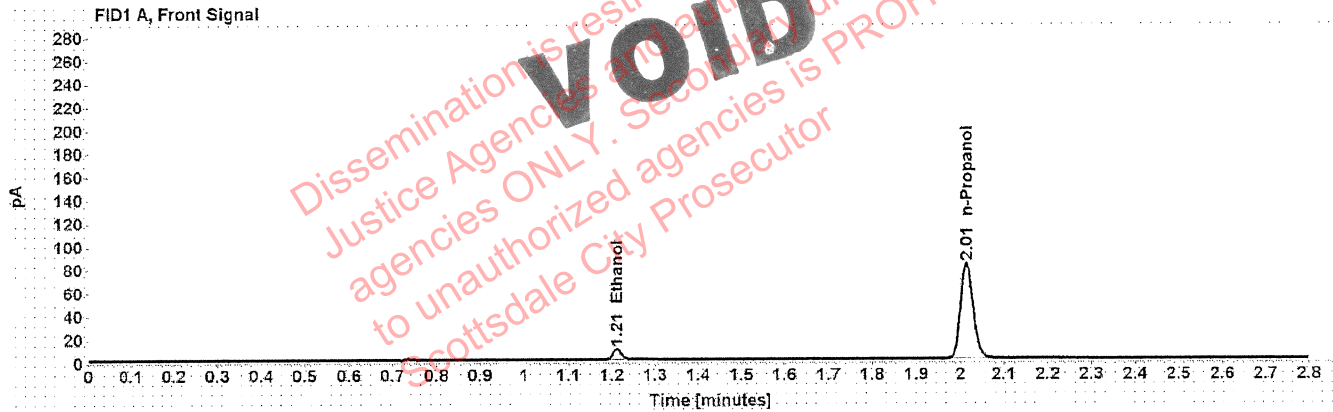


Table 1: FID 1 A (column DB-ALC1)

Compound	Time (min)	Peak Area
Ethanol	1.211	11.757
n-Propanol	2.014	164.600

Table 2: FID 2 B (column DB-ALC2)

Compound	Time (min)	Peak Area
Ethanol	1.373	14.513
n-Propanol	2.464	201.376

# Scottsdale Police Department Crime Lab Volatiles Analysis

Sample:	FN05311902	Vial:	2
Description:	0.100 calibrator	Sequence:	22Jun21
Method:	ethanol quant.M	Injection date:	6/22/2021 3:26:54 PM
Instrument:	US14173023 CN14160045	Analyst:	Abbott <i>JA</i>
Data file:	C:\Chem32\1\Data\22Jun21\2.D		

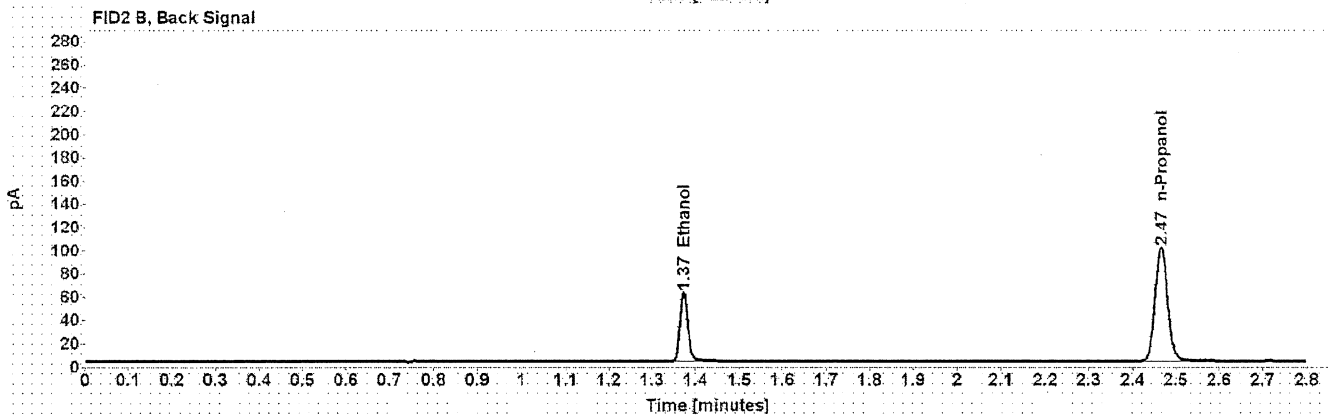
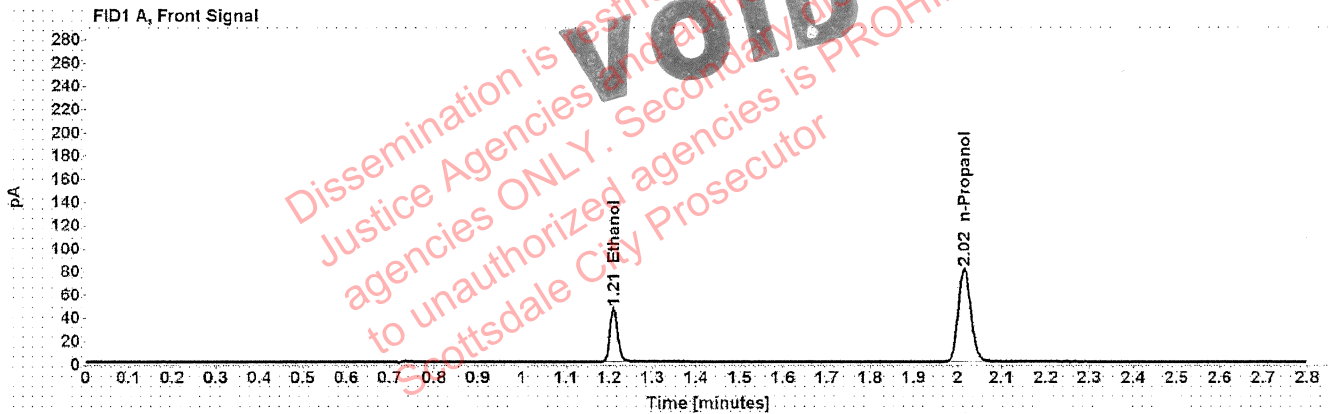


Table 1: FID 1 A (column DB-ALC1)

Compound	Time (min)	Peak Area
Ethanol	1.210	59.352
n-Propanol	2.015	161.583

Table 2: FID 2 B (column DB-ALC2)

Compound	Time (min)	Peak Area
Ethanol	1.373	73.243
n-Propanol	2.466	197.815

# Scottsdale Police Department Crime Lab Volatiles Analysis

<b>Sample:</b> FN05101903	<b>Vial:</b> 3
<b>Description:</b> 0.200 calibrator	<b>Sequence:</b> 22Jun21
<b>Method:</b> ethanol quant.M	<b>Injection date:</b> 6/22/2021 3:30:54 PM
<b>Instrument:</b> US14173023 CN14160045	<b>Analyst:</b> Abbott <i>lu</i>
<b>Data file:</b> C:\Chem32\1\Data\22Jun21\3.D	

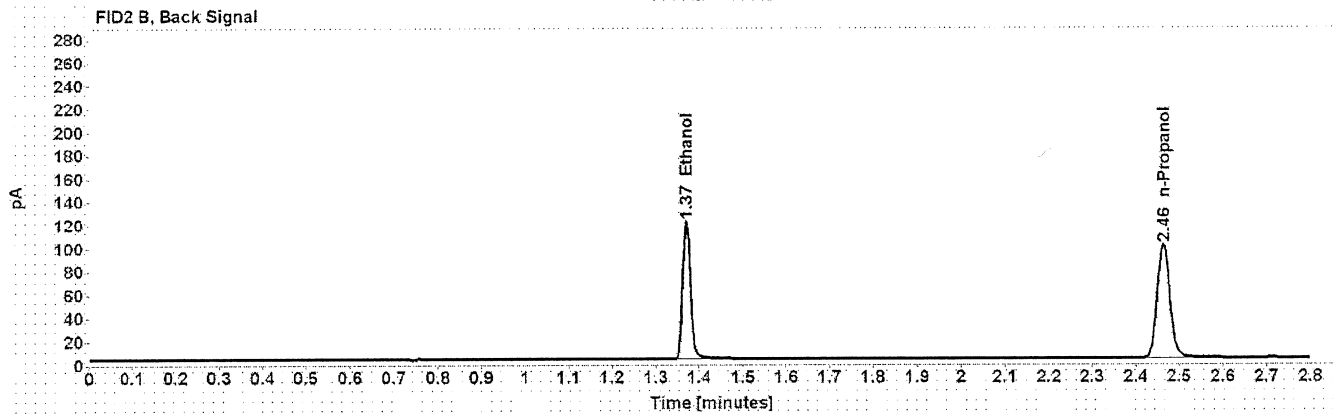
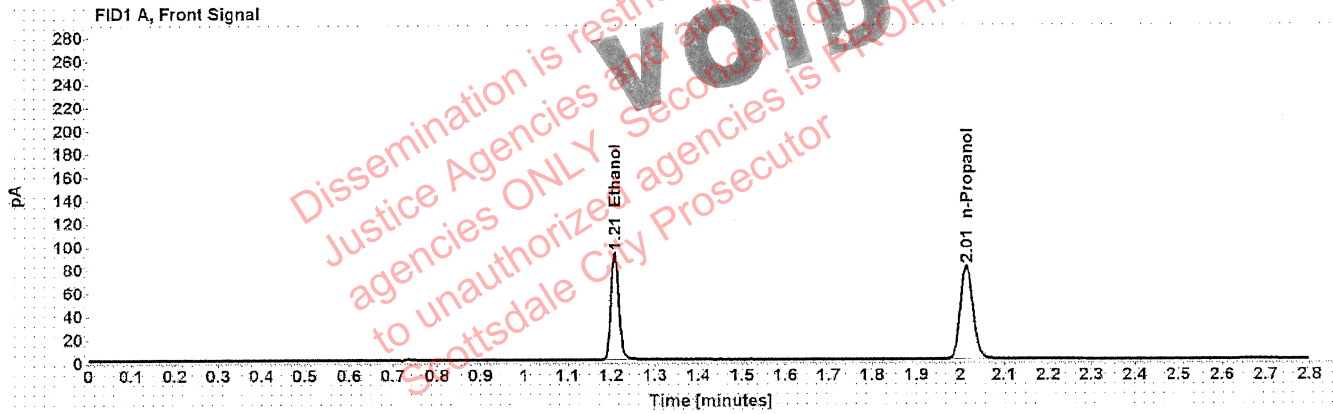


Table 1: FID 1 A (column DB-ALC1)

Compound	Time (min)	Peak Area
Ethanol	1.208	118.040
n-Propanol	2.014	161.496

Table 2: FID 2 B (column DB-ALC2)

Compound	Time (min)	Peak Area
Ethanol	1.371	146.162
n-Propanol	2.464	197.951

# Scottsdale Police Department Crime Lab Volatiles Analysis

<b>Sample:</b> FN10051906	<b>Vial:</b> 4
<b>Description:</b> 0.400 calibrator	<b>Sequence:</b> 22Jun21
<b>Method:</b> ethanol quant.M	<b>Injection date:</b> 6/22/2021 3:34:55 PM
<b>Instrument:</b> US14173023 CN14160045	<b>Analyst:</b> Abbott <i>AB</i>
<b>Data file:</b> C:\Chem32\1\Data\22Jun21\4.D	

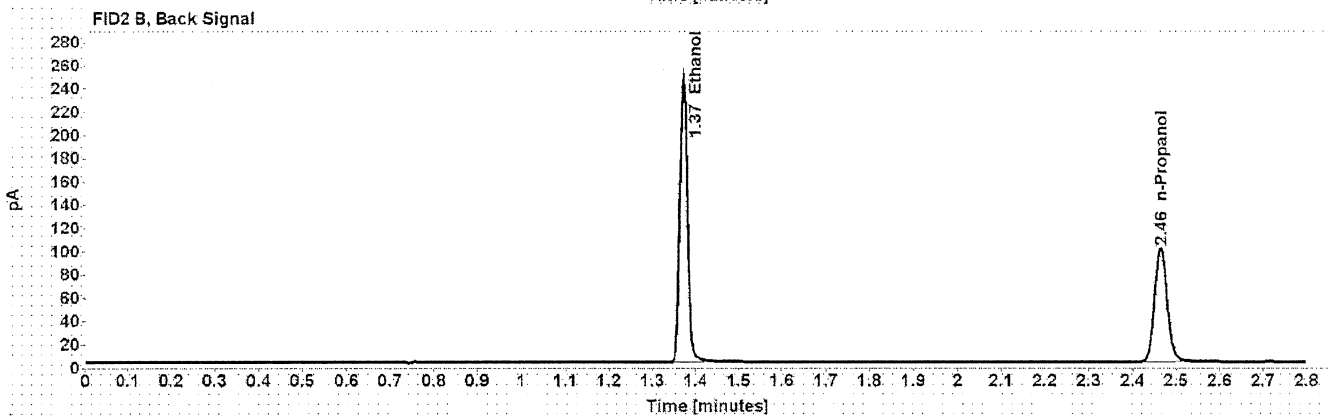
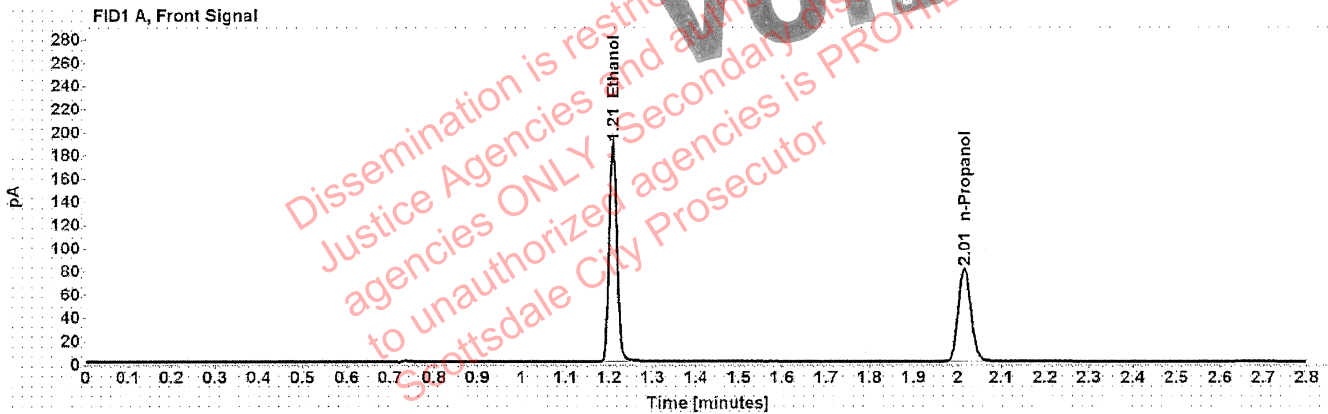


Table 1: FID 1 A (column DB-ALC1)

Compound	Time (min)	Peak Area
Ethanol	1.208	240.093
n-Propanol	2.015	161.551

Table 2: FID 2 B (column DB-ALC2)

Compound	Time (min)	Peak Area
Ethanol	1.372	298.626
n-Propanol	2.465	198.103

# Scottsdale Police Department Crime Lab Volatiles Analysis

<b>Sample:</b> 031021AQ	<b>Vial:</b> 5
<b>Description:</b> Negative	<b>LIMS ID:</b>
<b>Method:</b> ethanol quant.M	<b>Sequence:</b> 22Jun21
<b>Instrument:</b> US14173023 CN14160045	<b>Injection date:</b> 6/22/2021 3:38:54 PM
<b>Data file:</b> C:\Chem32\1\Data\22Jun21\5.D	<b>Analyst:</b> Abbott

Dissemination is restricted to Criminal Justice Agencies and authorized Law Enforcement agencies ONLY. Secondary dissemination to unauthorized agencies is PROHIBITED  
**VOID**  
 Scottsdale City Prosecutor

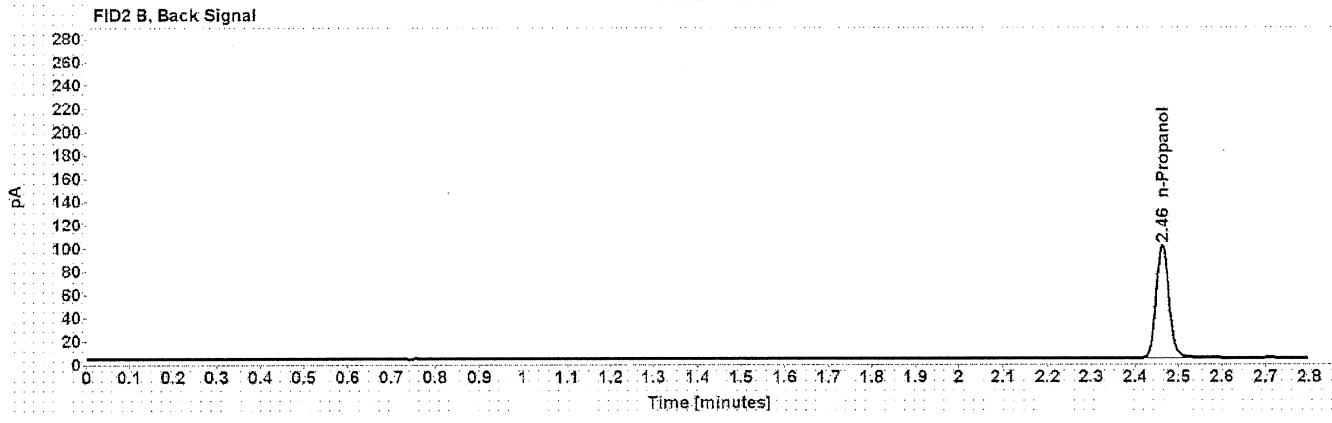
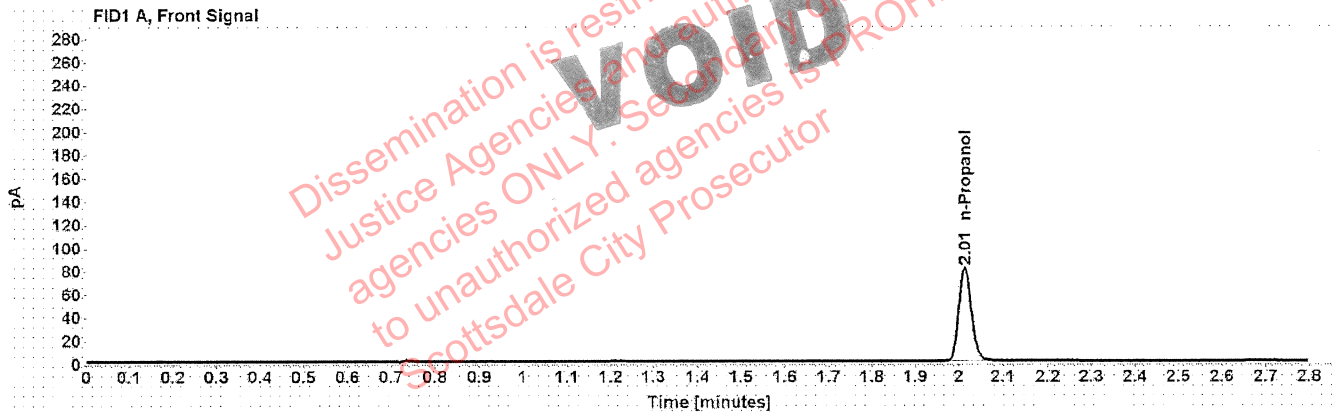


Table 1: FID 1 A (column DB-ALC1)

Compound	Amount (g/100mL)	Time (min)	Peak Area
n-Propanol	-----	2.014	161.556

Table 2: FID 2 B (column DB-ALC2)

Compound	Time (min)	Peak Area
n-Propanol	2.463	198.096

# Scottsdale Police Department Crime Lab Volatiles Analysis

Sample: 050721MIX	Vial: 6
Description: Volatiles mix	LIMS ID:
Method: ethanol quant.M	Sequence: 22Jun21
Instrument: US14173023 CN14160045	Injection date: 6/22/2021 3:42:54 PM
Data file: C:\Chem32\1\Data\22Jun21\6.D	Analyst: Abbott

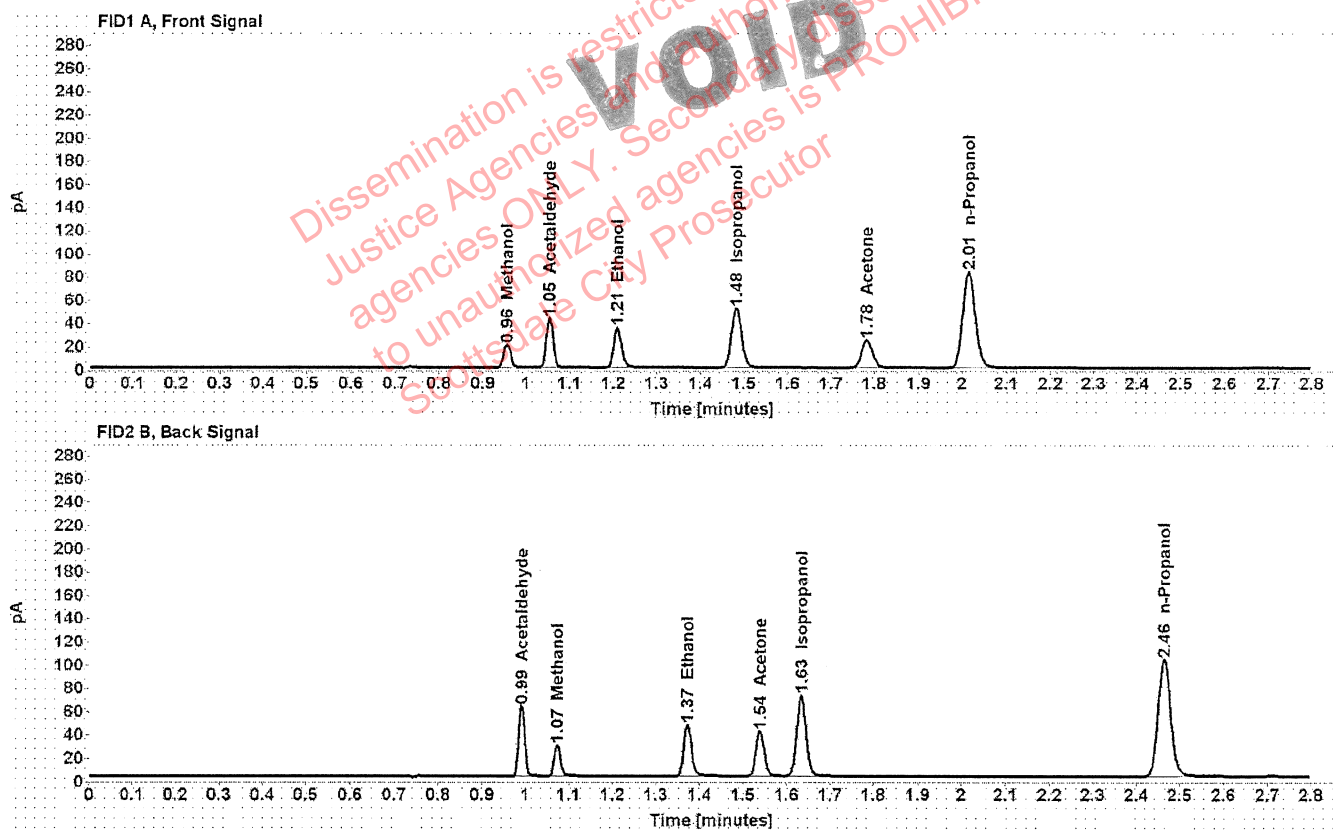


Table 1: FID 1 A (column DB-ALC1)

Compound	Amount (g/100mL)	Time (min)	Peak Area
Methanol	-----	0.956	22.387
Acetaldehyde	-----	1.054	47.154
>Ethanol	0.0736	1.209	44.346
Isopropanol	-----	1.482	82.345
Acetone	-----	1.783	40.964
n-Propanol	-----	2.014	165.565

Table 2: FID 2 B (column DB-ALC2)

Compound	Time (min)	Peak Area
Acetaldehyde	0.990	60.965
Methanol	1.074	28.555
Ethanol	1.372	54.853
Acetone	1.539	50.922
Isopropanol	1.634	105.071
n-Propanol	2.464	203.330



# Scottsdale Police Department Crime Lab Volatiles Analysis

Sample: 11092018-A	Vial: 7
Description: 0.400	LIMS ID:
Method: ethanol quant.M	Sequence: 22Jun21
Instrument: US14173023 CN14160045	Injection date: 6/22/2021 3:47:09 PM
Data file: C:\Chem32\1\Data\22Jun21\7.D	Analyst: Abbott

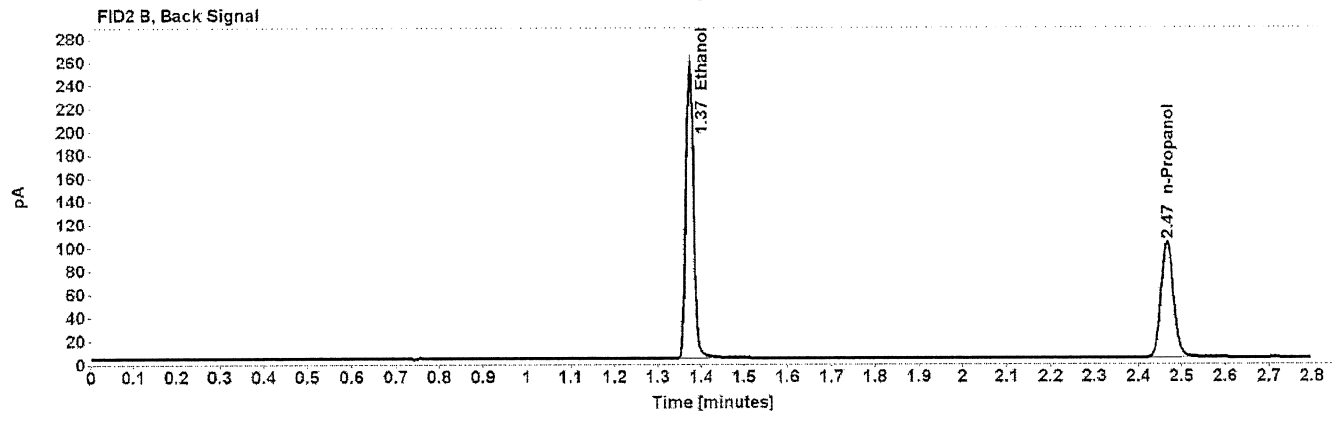
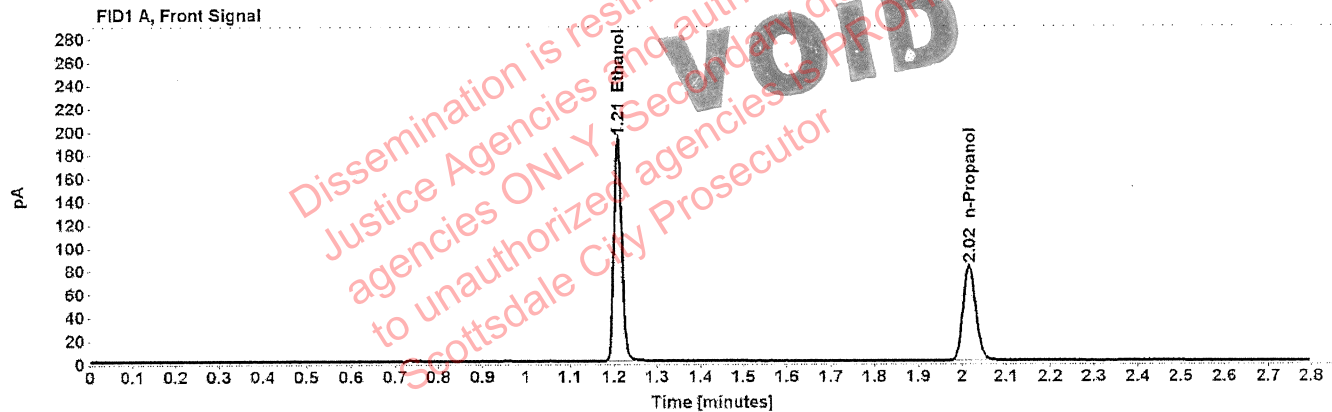


Table 1: FID 1 A (column DB-ALC1)

Compound	Amount (g/100mL)	Time (min)	Peak Area
>Ethanol	0.4046	1.209	245.990
n-Propanol	-----	2.016	164.006

Table 2: FID 2 B (column DB-ALC2)

Compound	Time (min)	Peak Area
Ethanol	1.373	306.302
n-Propanol	2.466	201.576

# Scottsdale Police Department Crime Lab Volatiles Analysis

Sample: 14082019-B	Vial: 8
Description: 0.040	LIMS ID:
Method: ethanol quant.M	Sequence: 22Jun21
Instrument: US14173023 CN14160045	Injection date: 6/22/2021 3:51:09 PM
Data file: C:\Chem32\1\Data\22Jun21\8.D	Analyst: Abbott <i>JA</i>

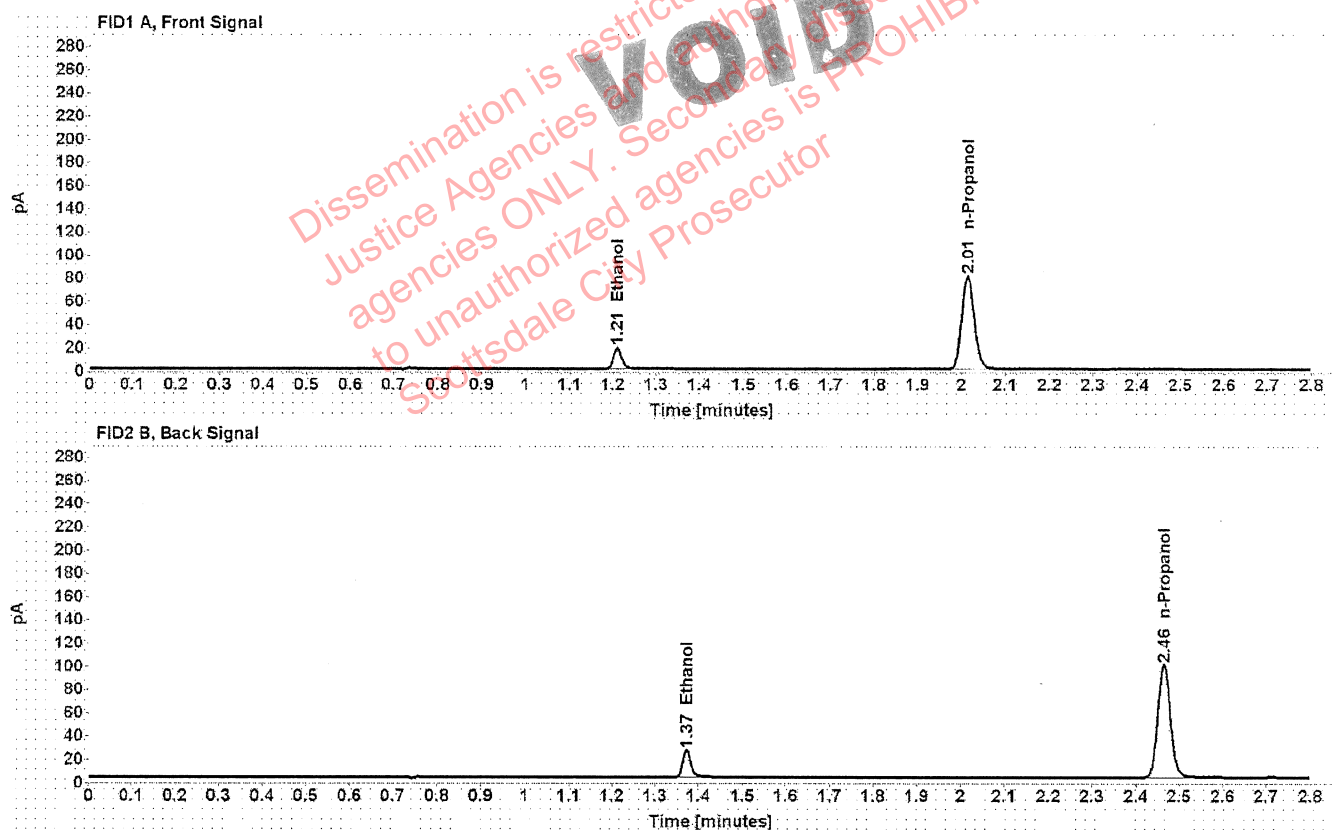


Table 1: FID 1 A (column DB-ALC1)

Compound	Amount (g/100mL)	Time (min)	Peak Area
>Ethanol	0.0411	1.210	23.595
n-Propanol	-----	2.015	160.694

Table 2: FID 2 B (column DB-ALC2)

Compound	Time (min)	Peak Area
Ethanol	1.373	29.080
n-Propanol	2.465	197.587

# Scottsdale Police Department Crime Lab Volatiles Analysis

Sample: 4101018274/9	Vial: 9
Description: 0.200	LIMS ID:
Method: ethanol quant.M	Sequence: 22Jun21
Instrument: US14173023 CN14160045	Injection date: 6/22/2021 3:55:09 PM
Data file: C:\Chem32\1\Data\22Jun21\9.D	Analyst: Abbott <i>JA</i>

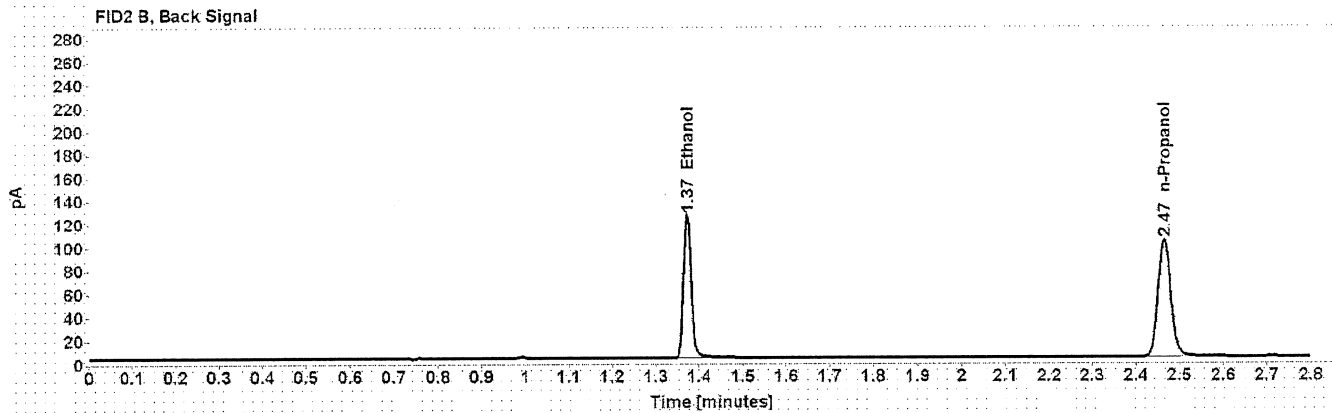
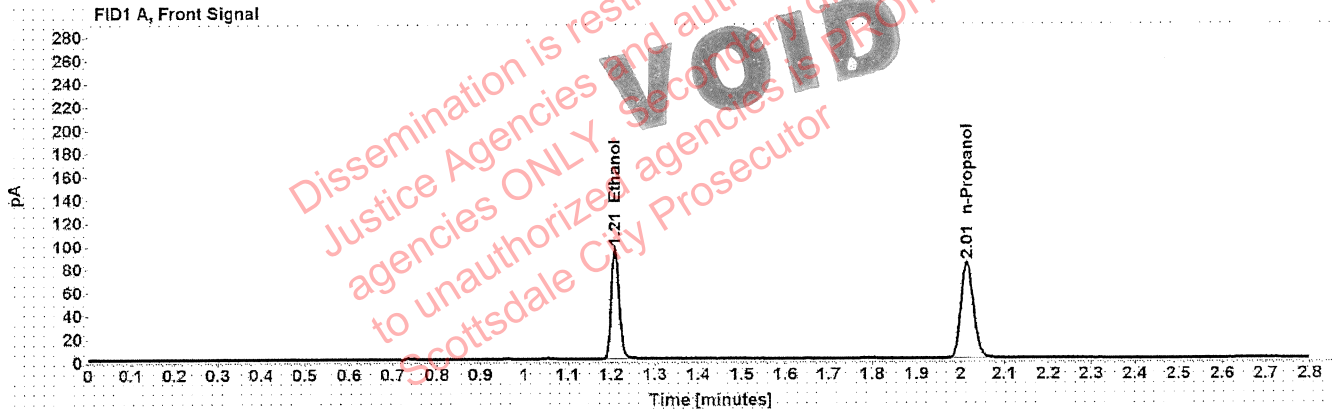


Table 1: FID 1 A (column DB-ALC1)

Compound	Amount (g/100mL)	Time (min)	Peak Area
>Ethanol	0.1993	1.209	122.344
n-Propanol	-----	2.015	166.291

Table 2: FID 2 B (column DB-ALC2)

Compound	Time (min)	Peak Area
Ethanol	1.372	152.111
n-Propanol	2.465	204.790

# Scottsdale Police Department Crime Lab Volatiles Analysis

Sample: 20012020-B	Vial: 20
Description: 0.080	LIMS ID:
Method: ethanol quant.M	Sequence: 22Jun21
Instrument: US14173023 CN14160045	Injection date: 6/22/2021 4:39:39 PM
Data file: C:\Chem32\1\Data\22Jun21\20.D	Analyst: Abbott <span style="float: right;">AB</span>

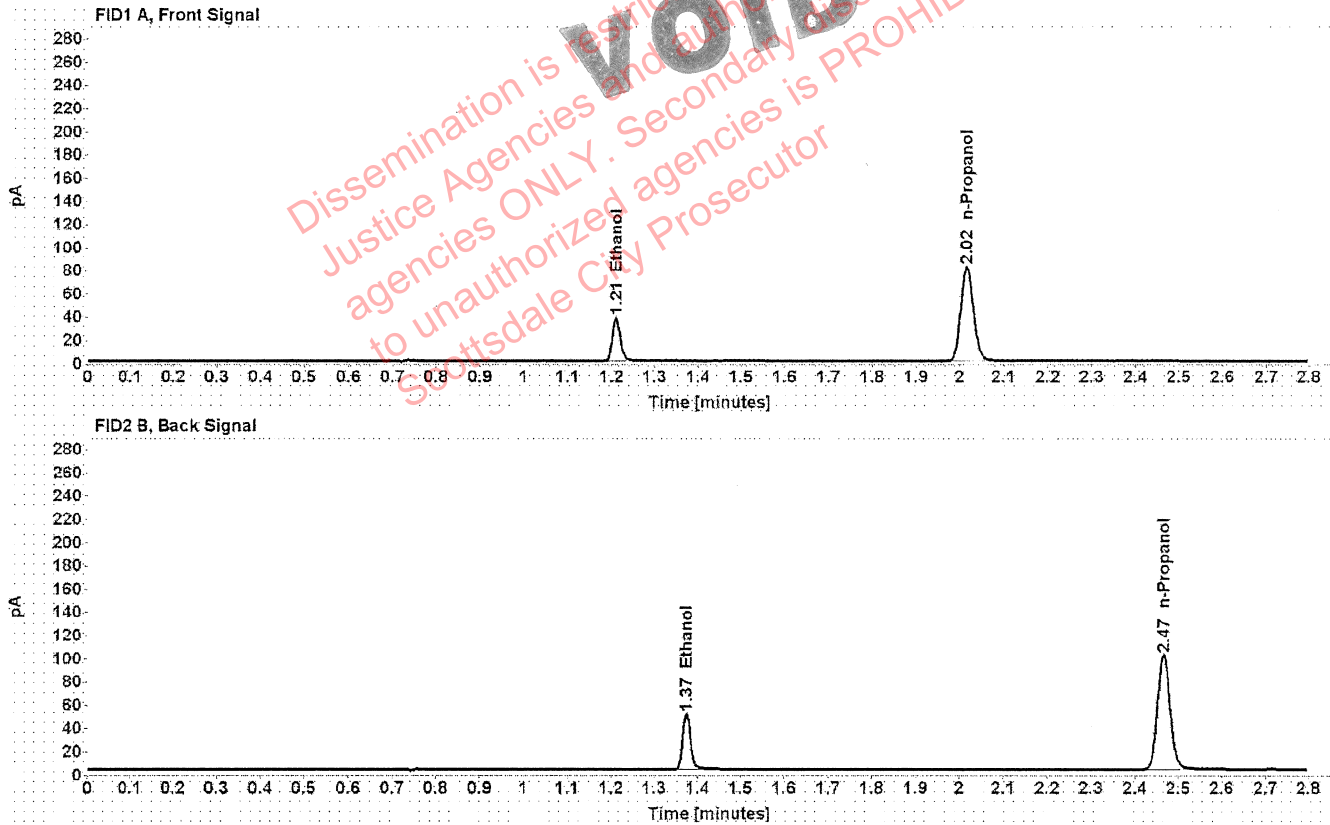


Table 1: FID 1 A (column DB-ALC1)

Compound	Amount (g/100mL)	Time (min)	Peak Area
>Ethanol	0.0814	1.210	48.342
n-Propanol	-----	2.016	162.886

Table 2: FID 2 B (column DB-ALC2)

Compound	Time (min)	Peak Area
Ethanol	1.374	59.881
n-Propanol	2.466	201.019

# Scottsdale Police Department Crime Lab Volatiles Analysis

<b>Sample:</b> 20012020-B	<b>Vial:</b> 31
<b>Description:</b> 0.080	<b>LIMS ID:</b>
<b>Method:</b> ethanol quant.M	<b>Sequence:</b> 22Jun21
<b>Instrument:</b> US14173023 CN14160045	<b>Injection date:</b> 6/22/2021 5:24:09 PM
<b>Data file:</b> C:\Chem32\1\Data\22Jun21\31.D	<b>Analyst:</b> Abbott <span style="float: right;">DA</span>

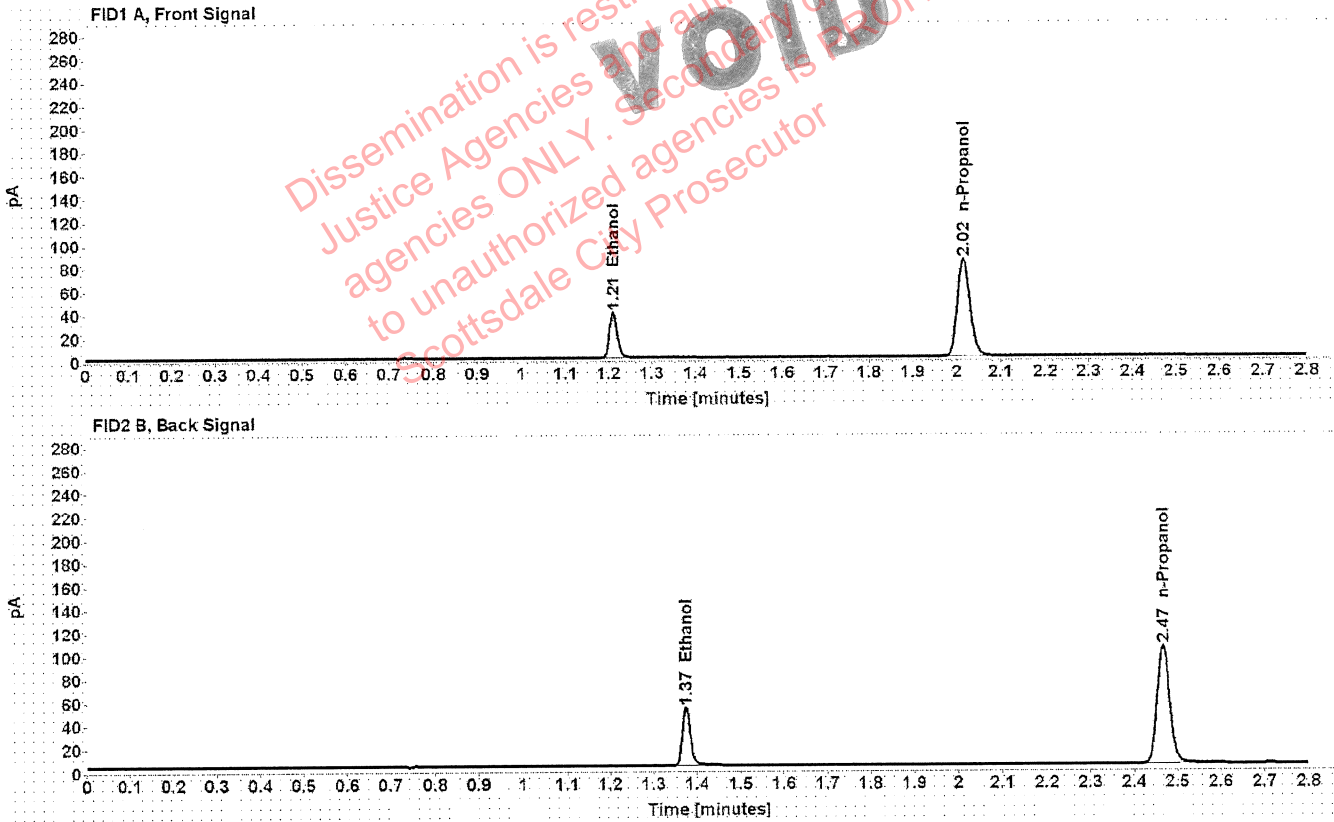


Table 1: FID 1 A (column DB-ALC1)

Compound	Amount (g/100mL)	Time (min)	Peak Area
>Ethanol	0.0824	1.211	50.418
n-Propanol	-----	2.016	167.689

Table 2: FID 2 B (column DB-ALC2)

Compound	Time (min)	Peak Area
Ethanol	1.374	62.493
n-Propanol	2.467	207.087

# Scottsdale Police Department Crime Lab Volatiles Analysis

Sample: 4101018274/9	Vial: 42
Description: 0.200	LIMS ID:
Method: ethanol quant.M	Sequence: 22Jun21
Instrument: US14173023 CN14160045	Injection date: 6/22/2021 6:08:23 PM
Data file: C:\Chem32\1\Data\22Jun21\42.D	Analyst: Abbott <span style="float: right;">AK</span>

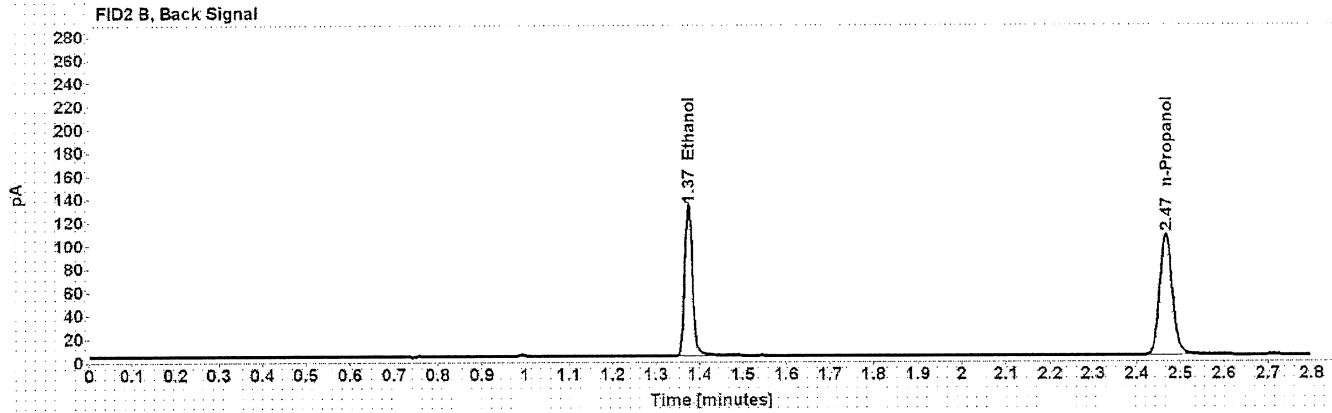
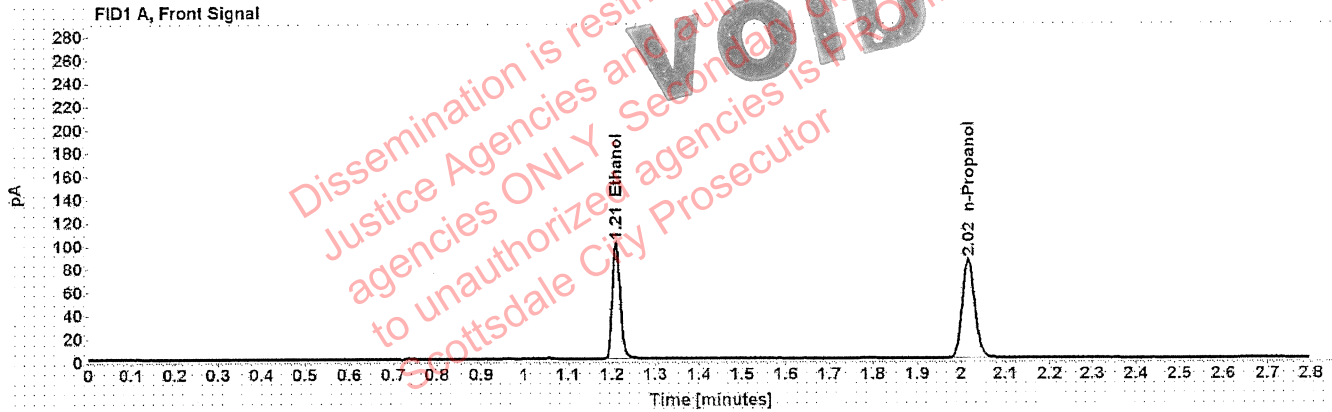


Table 1: FID 1 A (column DB-ALC1)

Compound	Amount (g/100mL)	Time (min)	Peak Area
>Ethanol	0.2037	1.210	128.487
n-Propanol	-----	2.016	170.861

Table 2: FID 2 B (column DB-ALC2)

Compound	Time (min)	Peak Area
Ethanol	1.374	160.763
n-Propanol	2.467	211.589

# Scottsdale Police Department Crime Lab Volatiles Analysis

<b>Sample:</b> 11092018-A	<b>Vial:</b> 53
<b>Description:</b> 0.400	<b>LIMS ID:</b>
<b>Method:</b> ethanol quant.M	<b>Sequence:</b> 22Jun21
<b>Instrument:</b> US14173023 CN14160045	<b>Injection date:</b> 6/22/2021 6:52:53 PM
<b>Data file:</b> C:\Chem32\1\Data\22Jun21\53.D	<b>Analyst:</b> Abbott

*JA*

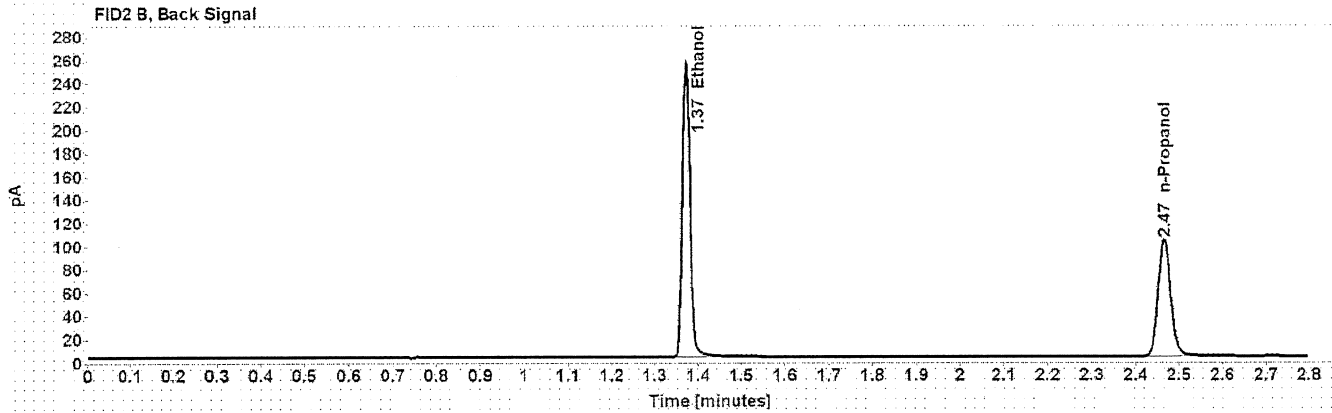
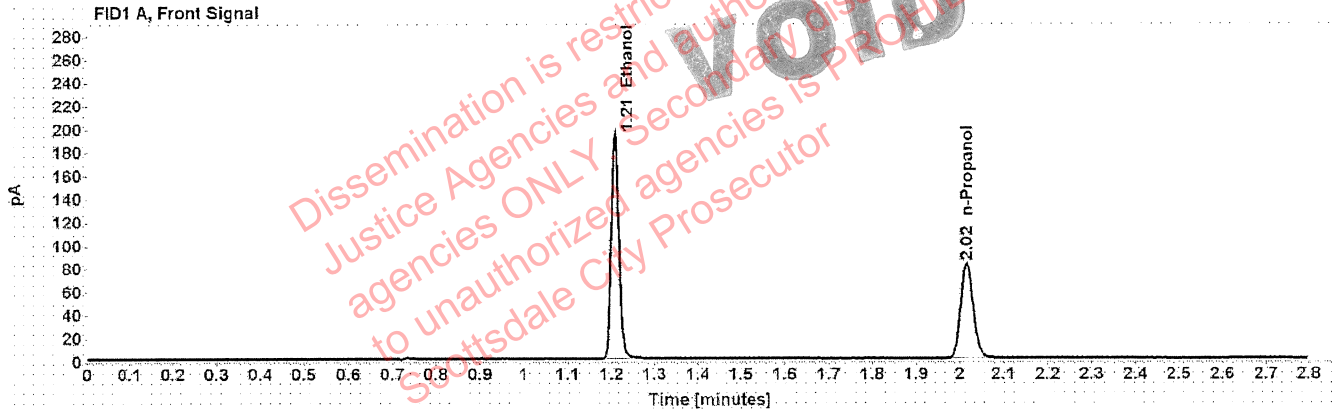


Table 1: FID 1 A (column DB-ALC1)

Compound	Amount (g/100mL)	Time (min)	Peak Area
>Ethanol	0.4050	1.208	247.352
n-Propanol	-----	2.015	164.747

Table 2: FID 2 B (column DB-ALC2)

Compound	Time (min)	Peak Area
Ethanol	1.372	310.186
n-Propanol	2.466	204.229

# Scottsdale Police Department Crime Lab Volatiles Analysis

Sample:	14082019-B	Vial:	54
Description:	0.040	LIMS ID:	
Method:	ethanol quant.M	Sequence:	22Jun21
Instrument:	US14173023 CN14160045	Injection date:	6/22/2021 6:56:55 PM
Data file:	C:\Chem32\1\Data\22Jun21\54.D	Analyst:	Abbott <span style="float: right;">JH</span>

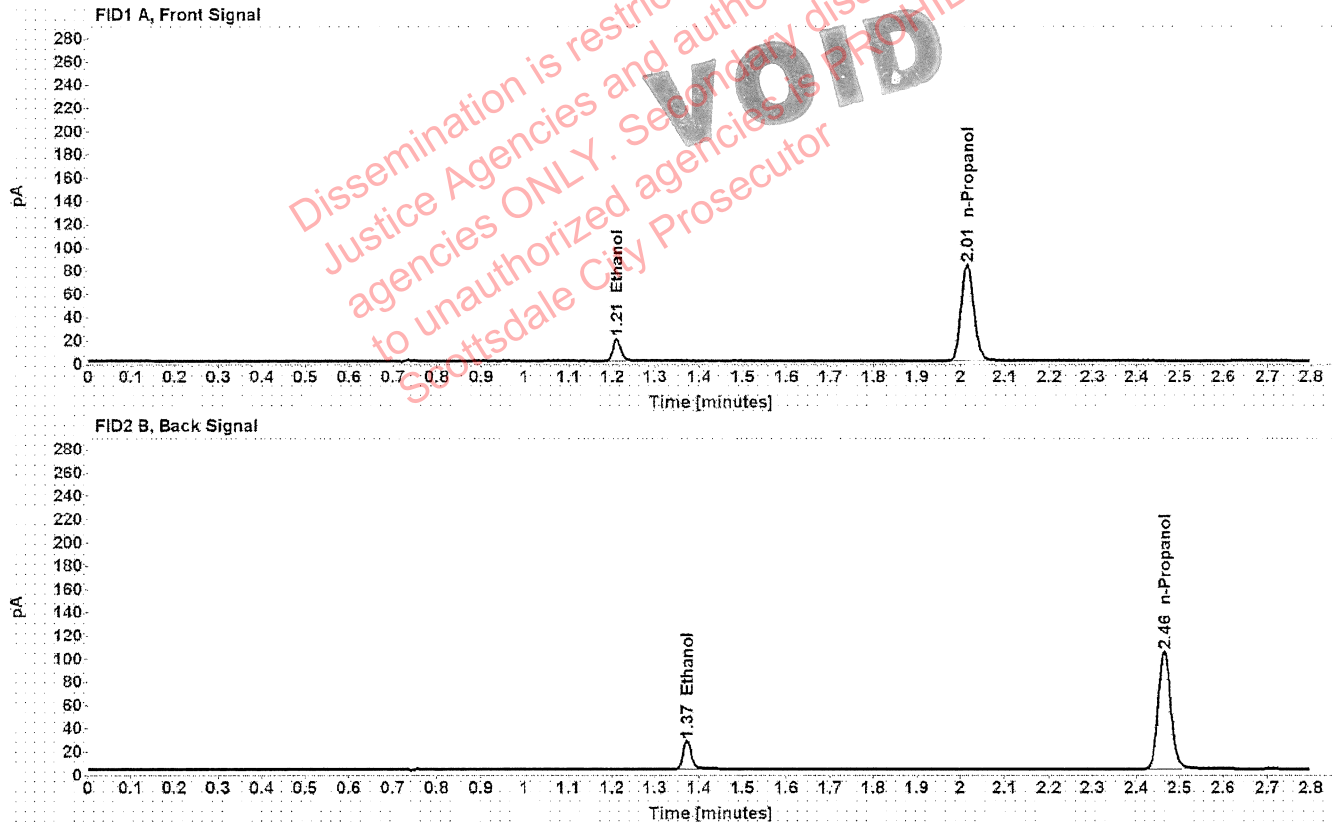


Table 1: FID 1 A (column DB-ALC1)

Compound	Amount (g/100mL)	Time (min)	Peak Area
>Ethanol	0.0414	1.210	24.745
n-Propanol	-----	2.015	166.947

Table 2: FID 2 B (column DB-ALC2)

Compound	Time (min)	Peak Area
Ethanol	1.373	30.704
n-Propanol	2.465	207.036



# Scottsdale Police Department Crime Lab Volatiles Analysis

Sample: 4101018274/9	Vial: 55
Description: 0.200	LIMS ID:
Method: ethanol quant.M	Sequence: 22Jun21
Instrument: US14173023 CN14160045	Injection date: 6/22/2021 7:01:12 PM
Data file: C:\Chem32\1\Data\22Jun21\55.D	Analyst: Abbott <i>ah</i>

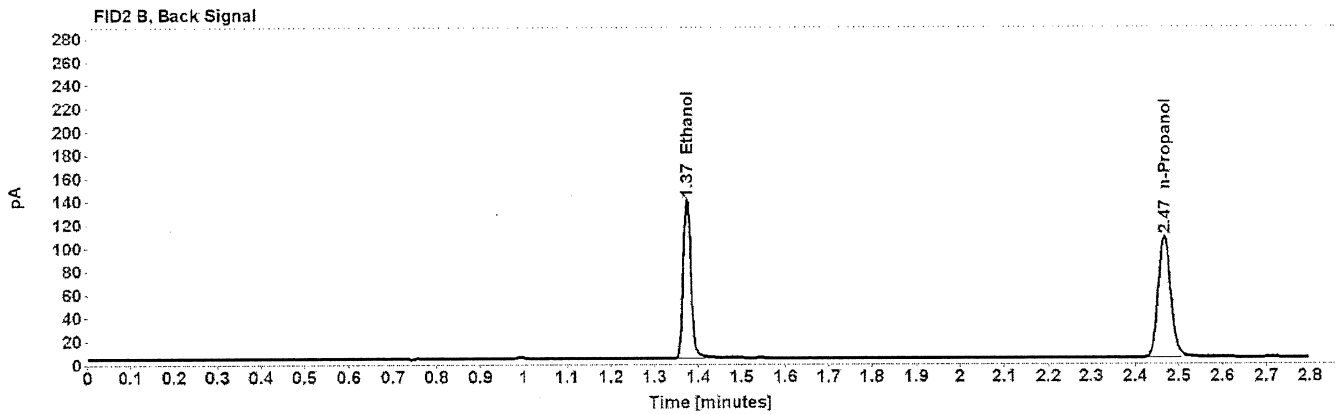
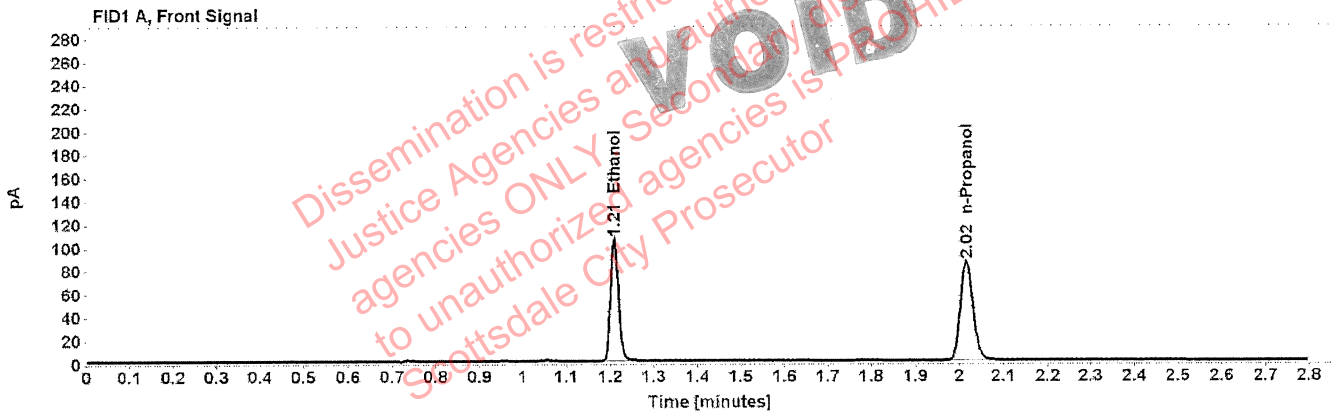


Table 1: FID 1 A (column DB-ALC1)

Compound	Amount (g/100mL)	Time (min)	Peak Area
>Ethanol	0.2131	1.210	134.769
n-Propanol	-----	2.016	171.195

Table 2: FID 2 B (column DB-ALC2)

Compound	Time (min)	Peak Area
Ethanol	1.374	168.975
n-Propanol	2.467	212.046

# Scottsdale Police Department Crime Lab Volatiles Analysis

<b>Sample:</b> 111020WB	<b>Vial:</b> 56
<b>Description:</b> Negative	<b>LIMS ID:</b>
<b>Method:</b> ethanol quant.M	<b>Sequence:</b> 22Jun21
<b>Instrument:</b> US14173023 CN14160045	<b>Injection date:</b> 6/22/2021 7:05:11 PM
<b>Data file:</b> C:\Chem32\1\Data\22Jun21\56.D	<b>Analyst:</b> Abbott <i>JA</i>

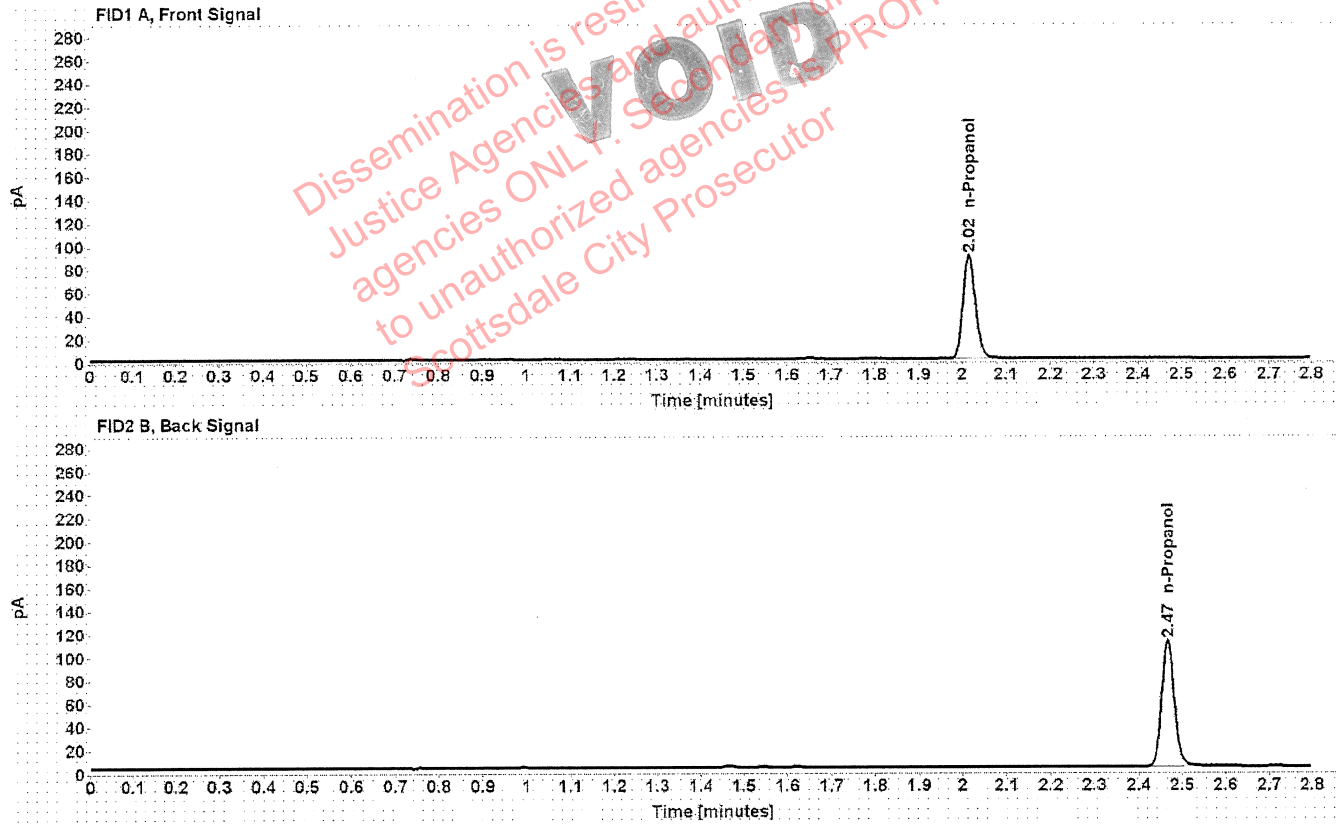


Table 1: FID 1 A (column DB-ALC1)

Compound	Amount (g/100mL)	Time (min)	Peak Area
n-Propanol	-----	2.016	178.298

Table 2: FID 2 B (column DB-ALC2)

Compound	Time (min)	Peak Area
n-Propanol	2.467	221.052

# Sequence Summary

Sequence name: 22Jun21      Instrument: US14173023 CN14160045      Analyst: Abbott *JA*

Vial	Sample	Description	Type	LIMS ID	Method
1	FN06141806	0.020 calibrator	Calibration		ethanol quant.M
2	FN05311902	0.100 calibrator	Calibration		ethanol quant.M
3	FN05101903	0.200 calibrator	Calibration		ethanol quant.M
4	FN10051906	0.400 calibrator	Calibration		ethanol quant.M
5	031021AQ	Negative	Control		ethanol quant.M
6	050721MIX	Volatiles mix	Control		ethanol quant.M
7	11092018-A	0.400	Control		ethanol quant.M
8	14082019-B	0.040	Control		ethanol quant.M
9	4101018274/9	0.200	Control		ethanol quant.M
10	34001BB		Sample		ethanol quant.M
11	34001BB		Sample		ethanol quant.M
12	37701MJ		Sample		ethanol quant.M
13	37701MJ		Sample		ethanol quant.M
14	34001DS		Sample		ethanol quant.M
15	34001DS		Sample		ethanol quant.M
16	36201JM		Sample		ethanol quant.M
17	36201JM		Sample		ethanol quant.M
18	33801SS		Sample		ethanol quant.M
19	33801SS		Sample		ethanol quant.M
20	20012020-B	0.080	Control		ethanol quant.M
21	1340780		Sample		ethanol quant.M
22	1340780		Sample		ethanol quant.M
23	1377179		Sample		ethanol quant.M
24	1377179		Sample		ethanol quant.M
25	1377004		Sample		ethanol quant.M
26	1377004		Sample		ethanol quant.M
27	1374539		Sample		ethanol quant.M
28	1374539		Sample		ethanol quant.M
29	1376663		Sample		ethanol quant.M
30	1376663		Sample		ethanol quant.M
31	20012020-B	0.080	Control		ethanol quant.M
32	1375723		Sample		ethanol quant.M
33	1375723		Sample		ethanol quant.M
34	1377280		Sample		ethanol quant.M
35	1377280		Sample		ethanol quant.M
36	1377175		Sample		ethanol quant.M
37	1377175		Sample		ethanol quant.M
38	1375574		Sample		ethanol quant.M
39	1375574		Sample		ethanol quant.M
40	13501AM		Sample		ethanol quant.M
41	13501AM		Sample		ethanol quant.M
42	4101018274/9	0.200	Control		ethanol quant.M
43	1375401		Sample		ethanol quant.M
44	1375401		Sample		ethanol quant.M
45	1377997		Sample		ethanol quant.M
46	1377997		Sample		ethanol quant.M
47	1377898		Sample		ethanol quant.M

# Sequence Summary

48	1377898		Sample		ethanol quant.M
49	1336053		Sample		ethanol quant.M
50	1336053		Sample		ethanol quant.M
51	1349438		Sample		ethanol quant.M
52	1349438		Sample		ethanol quant.M
53	11092018-A	0.400	Control		ethanol quant.M
54	14082019-B	0.040	Control		ethanol quant.M
55	4101018274/9	0.200	Control		ethanol quant.M
56	111020WB	Negative	Control		ethanol quant.M

Dissemination is restricted to Criminal Justice Agencies and authorized agencies ONLY. Secondary dissemination to unauthorized agencies is PROHIBITED  
Scottsdale City Prosecutor

**VOID**

# Scottsdale Police Department Crime Laboratory Summary of Cases

SEQUENCE NAME: 22Jun21

ANALYST: Abbott *JA*


Vials	Test 1 (g/dL)	Test 2 (g/dL)	Mean (g/dL)	Percent Difference*	Absolute Difference (g/dL)*
10 11	0.2598	0.2610	0.26040	0.23	0.00060
12 13	0.2028	0.2024	0.20260	0.10	0.00020
14 15	0.2453	0.2463	0.24580	0.20	0.00050
16 17	0.1468	0.1465	0.14665	0.10	0.00015
18 19	0.1375	0.1374	0.13745	0.04	0.00005
21 22	0.1248	0.1279	0.12635	1.23	0.00155
23 24	0.2513	0.2490	0.25015	0.46	0.00115
25 26	0.2183	0.2189	0.21860	0.14	0.00030
27 28	0.3060	0.3045	0.30525	0.25	0.00075
29 30	0.1822	0.1834	0.18280	0.33	0.00060
32 33	0.1840	0.1829	0.18345	0.30	0.00055
34 35	0.1973	0.1975	0.19740	0.05	0.00010
36 37	0.1076	0.1076	0.10760	0.00	0.00000
38 39	0.1042	0.1031	0.10365	0.53	0.00055
40 41	0.1469	0.1481	0.14750	0.41	0.00060
43 44	0.3061	0.3066	0.30635	0.08	0.00025
45 46	0.2549	0.2539	0.25440	0.20	0.00050
47 48	0.1820	0.1813	0.18165	0.19	0.00035
49 50	0.1274	0.1313	0.12935	1.51	0.00195
51 52	0.1388	0.1385	0.13865	0.11	0.00015

\*Calculated differences are differences from the mean of the two results.

VOID

# Scottsdale Forensic Lab

## Blood Alcohol Pipetting Log

ANALYST: Abbott 

SEQUENCE: 22Jun21

Instrument Position	Headspace Vial 1	Headspace Vial 2	Blood Tube	Barcode Match
Vials 10 and 11	34001BB	34001BB	34001BB	Yes
Vials 12 and 13	37701MJ	37701MJ	37701MJ	Yes
Vials 14 and 15	34001DS	34001DS	34001DS	Yes
Vials 16 and 17	36201JM	36201JM	36201JM	Yes
Vials 18 and 19	33801SS	33801SS	33801SS	Yes
Vials 21 and 22	1340780	1340780	1340780	Yes
Vials 23 and 24	1377179	1377179	1377179	Yes
Vials 25 and 26	1377004	1377004	1377004	Yes
Vials 27 and 28	1374539	1374539	1374539	Yes
Vials 29 and 30	1376663	1376663	1376663	Yes
Vials 32 and 33	1375723	1375723	1375723	Yes
Vials 34 and 35	1377280	1377280	1377280	Yes
Vials 36 and 37	1377175	1377175	1377175	Yes
Vials 38 and 39	1375574	1375574	1375574	Yes
Vials 40 and 41	13501AM	13501AM	13501AM	Yes
Vials 43 and 44	1375401	1375401	1375401	Yes
Vials 45 and 46	1377997	1377997	1377997	Yes
Vials 47 and 48	1377898	1377898	1377898	Yes
Vials 49 and 50	1336053	1336053	1336053	Yes
Vials 51 and 52	1349438	1349438	1349438	Yes

# Scottsdale Police Department Crime Lab Volatiles Analysis

<b>Sample:</b> 34001BB	<b>Vial:</b> 10
<b>Description:</b> [REDACTED]	<b>LIMS ID:</b> [REDACTED]
<b>Method:</b> ethanol quant.M	<b>Sequence:</b> 22Jun21
<b>Instrument:</b> US14173023 CN14160045	<b>Injection date:</b> 6/22/2021 3:59:09 PM
<b>Data file:</b> C:\Chem32\1\Data\22Jun21\10.D	<b>Analyst:</b> Abbott <i>JA</i>

VOID  
 Dissemination is restricted to Criminal Justice Agencies and authorized agencies ONLY. Secondary dissemination to unauthorized agencies is PROHIBITED.  
 Scottsdale City Prosecutor

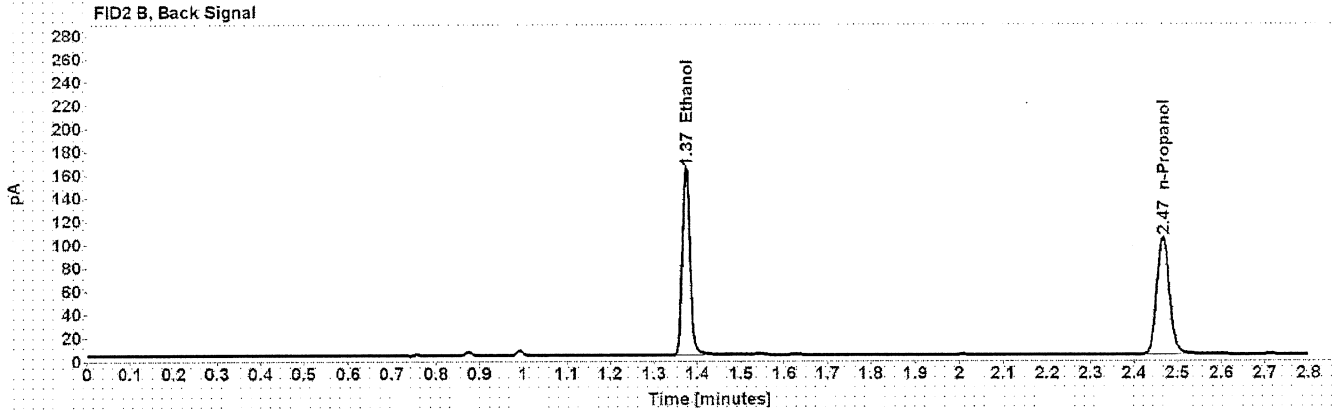
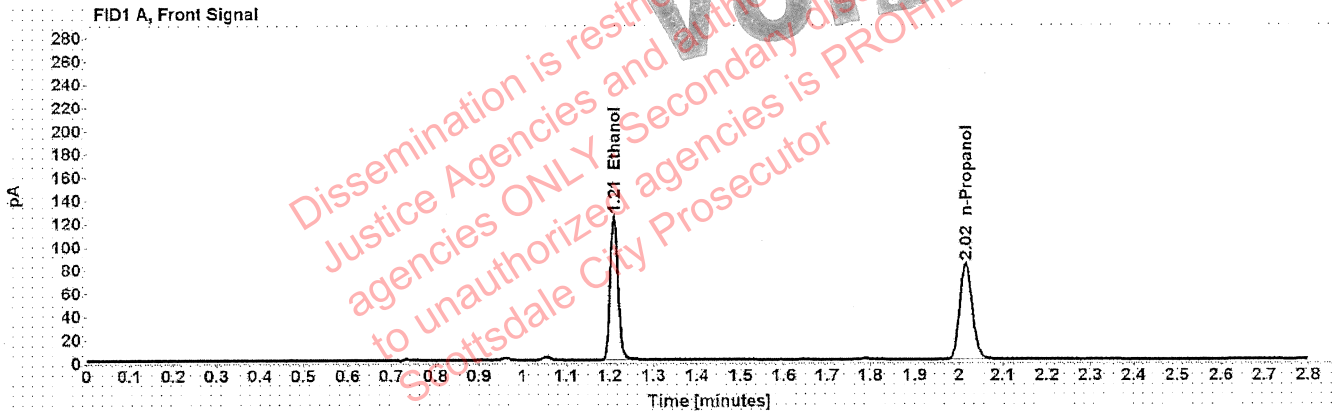


Table 1: FID 1 A (column DB-ALC1)

Compound	Amount (g/100mL)	Time (min)	Peak Area
>Ethanol	0.2598	1.209	159.173
n-Propanol	-----	2.016	165.616

Table 2: FID 2 B (column DB-ALC2)

Compound	Time (min)	Peak Area
Ethanol	1.374	198.030
n-Propanol	2.467	203.971

# Scottsdale Police Department Crime Lab Volatiles Analysis

Sample:	34001BB	Vial:	11
Description:	[REDACTED]	LIMS ID:	[REDACTED]
Method:	ethanol quant.M	Sequence:	22Jun21
Instrument:	US14173023 CN14160045	Injection date:	6/22/2021 4:03:10 PM
Data file:	C:\Chem32\1\Data\22Jun21\11.D	Analyst:	Abbott <i>JA</i>

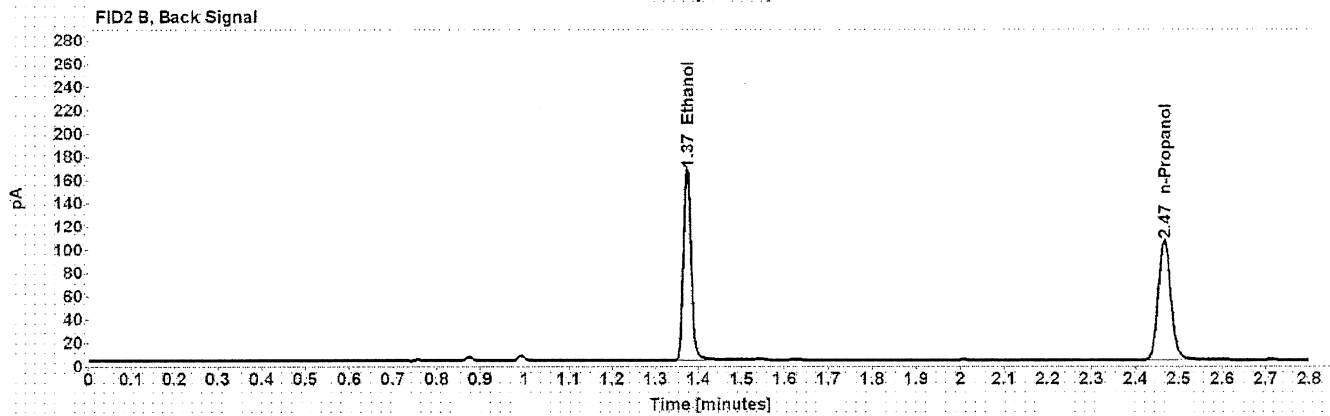
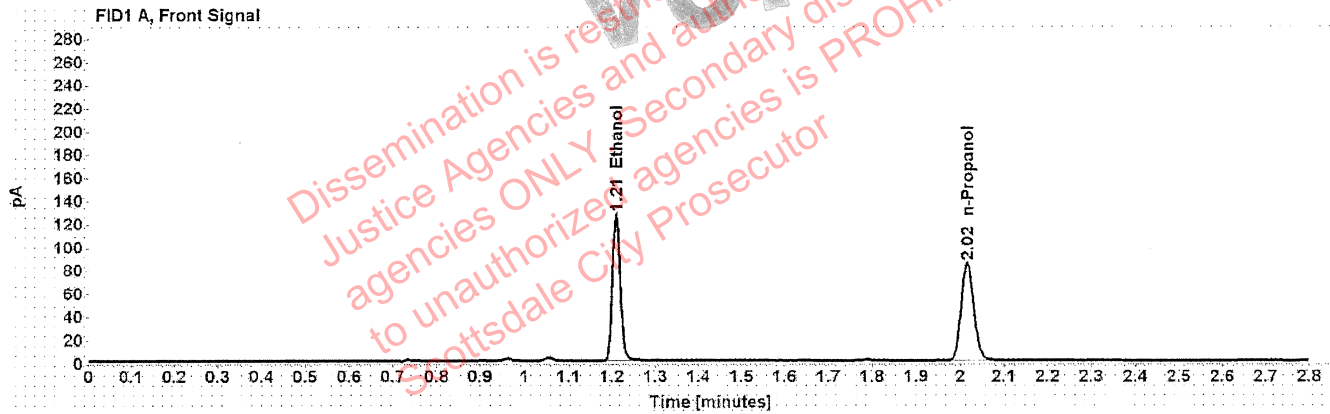


Table 1: FID 1 A (column DB-ALC1)

Compound	Amount (g/100mL)	Time (min)	Peak Area
>Ethanol	0.2610	1.209	162.308
n-Propanol	-----	2.016	168.140

Table 2: FID 2 B (column DB-ALC2)

Compound	Time (min)	Peak Area
Ethanol	1.374	202.038
n-Propanol	2.467	207.148



# Scottsdale Police Department Crime Lab Volatiles Analysis

Sample: 37701MJ	Vial: 12
Description: ██████████	LIMS ID: ██████████
Method: ethanol quant.M	Sequence: 22Jun21
Instrument: US14173023 CN14160045	Injection date: 6/22/2021 4:07:09 PM
Data file: C:\Chem32\1\Data\22Jun21\12.D	Analyst: Abbott <i>JA</i>

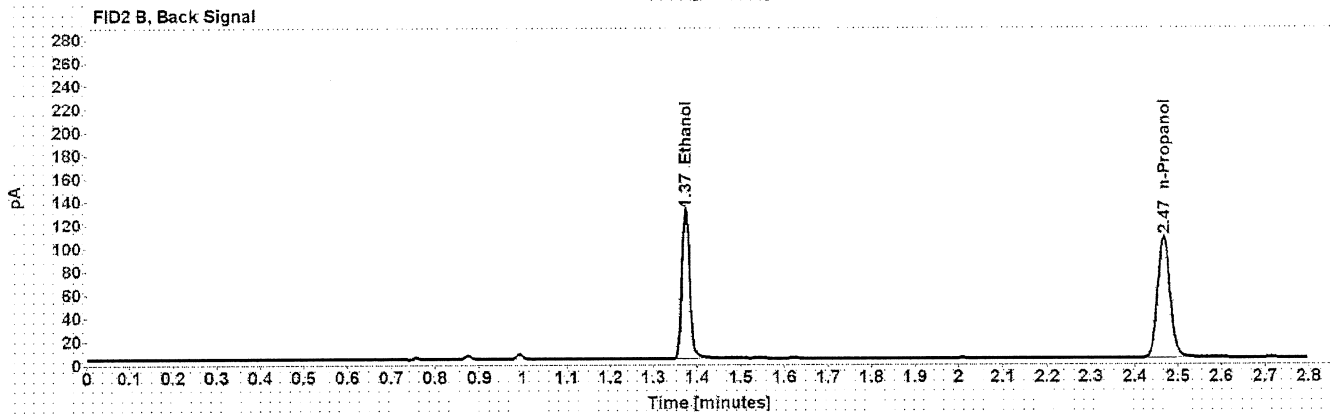
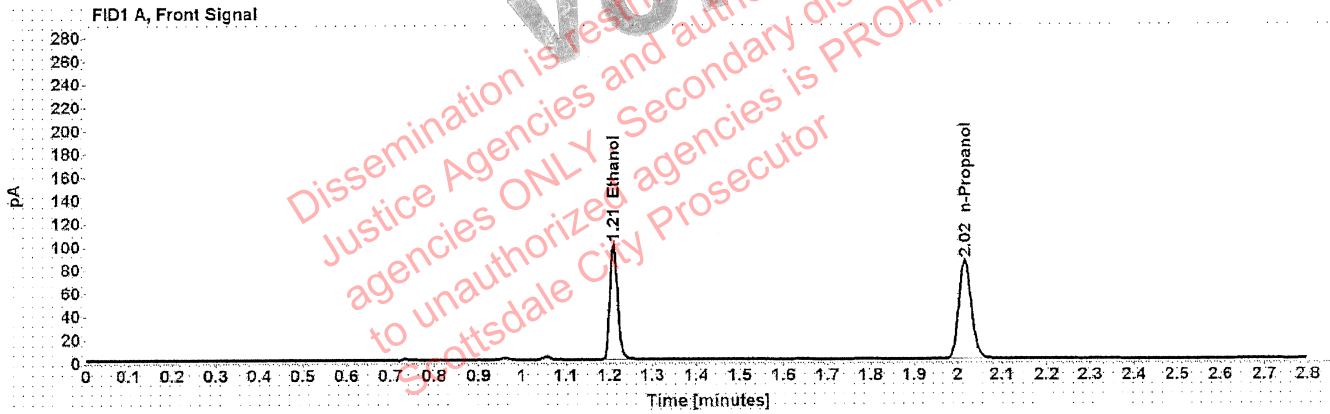


Table 1: FID 1 A (column DB-ALC1)

Compound	Amount (g/100mL)	Time (min)	Peak Area
>Ethanol	0.2028	1.210	127.591
n-Propanol	-----	2.016	170.403

Table 2: FID 2 B (column DB-ALC2)

Compound	Time (min)	Peak Area
Ethanol	1.374	158.362
n-Propanol	2.467	209.899

# Scottsdale Police Department Crime Lab Volatiles Analysis

Sample:	37701MJ	Vial:	13
Description:	[REDACTED]	LIMS ID:	[REDACTED]
Method:	ethanol quant.M	Sequence:	22Jun21
Instrument:	US14173023 CN14160045	Injection date:	6/22/2021 4:11:25 PM
Data file:	C:\Chem32\1\Data\22Jun21\13.D	Analyst:	Abbott <i>JA</i>

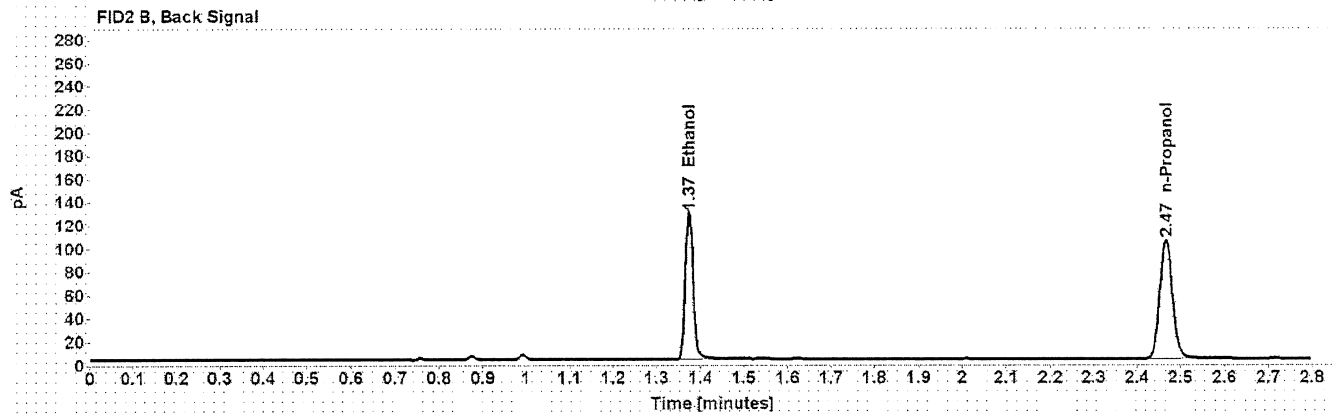
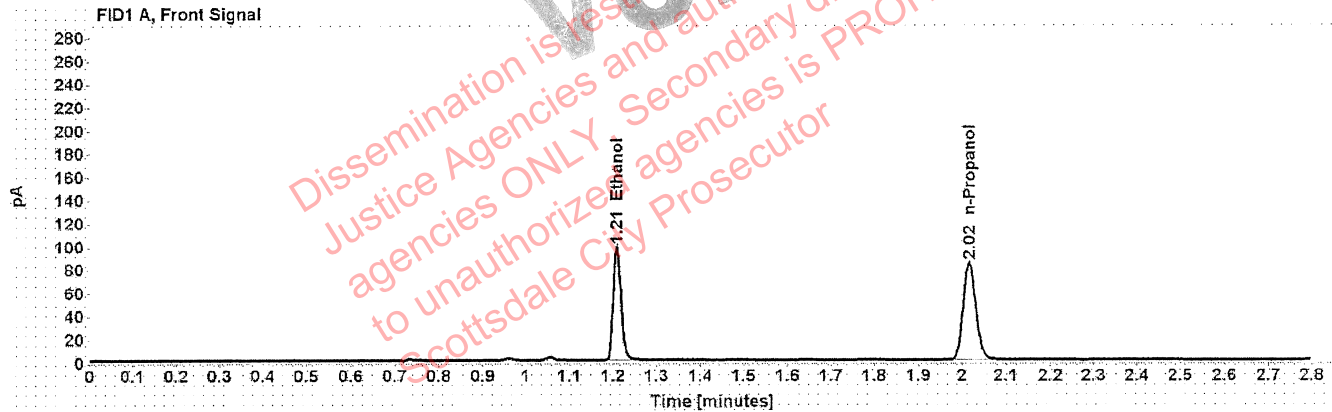


Table 1: FID 1 A (column DB-ALC1)

Compound	Amount (g/100mL)	Time (min)	Peak Area
>Ethanol	0.2024	1.210	125.581
n-Propanol	-----	2.016	168.010

Table 2: FID 2 B (column DB-ALC2)

Compound	Time (min)	Peak Area
Ethanol	1.374	155.738
n-Propanol	2.467	207.288

# Scottsdale Police Department Crime Lab Volatiles Analysis

Sample:	34001DS	Vial:	14
Description:	[REDACTED]	LIMS ID:	[REDACTED]
Method:	ethanol quant.M	Sequence:	22Jun21
Instrument:	US14173023 CN14160045	Injection date:	6/22/2021 4:15:24 PM
Data file:	C:\Chem32\1\Data\22Jun21\14.D	Analyst:	Abbott <span style="float: right;">JA</span>

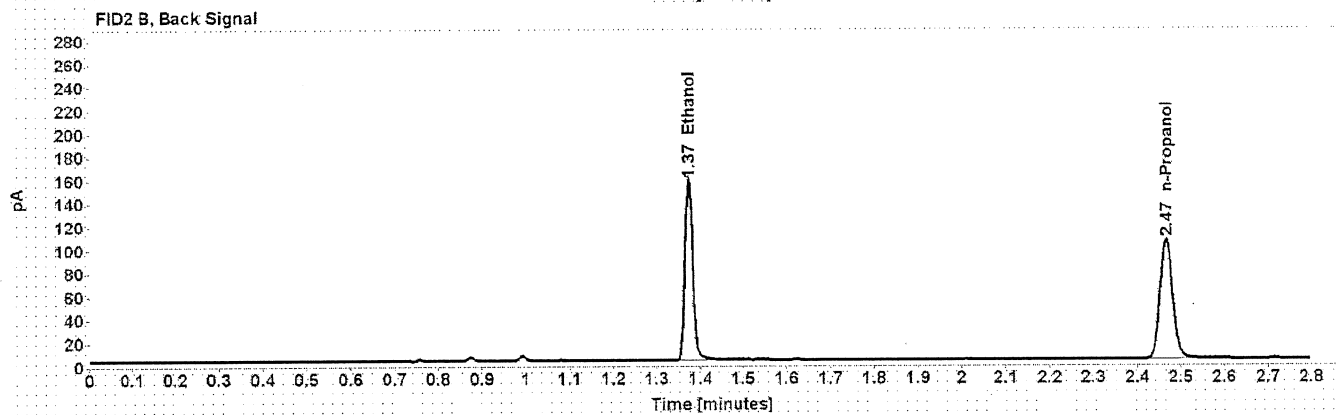
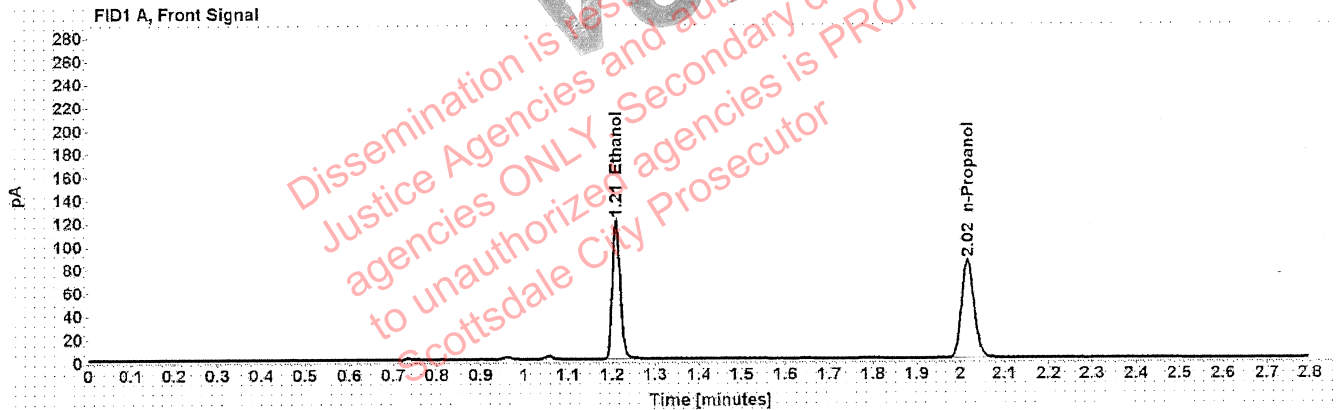


Table 1: FID 1 A (column DB-ALC1)

Compound	Amount (g/100mL)	Time (min)	Peak Area
>Ethanol	0.2453	1.209	153.424
n-Propanol	-----	2.016	169.135

Table 2: FID 2 B (column DB-ALC2)

Compound	Time (min)	Peak Area
Ethanol	1.374	190.953
n-Propanol	2.467	208.621

# Scottsdale Police Department Crime Lab Volatiles Analysis

Sample: 34001DS	Vial: 15
Description: ██████████	LIMS ID: ██████████
Method: ethanol quant.M	Sequence: 22Jun21
Instrument: US14173023 CN14160045	Injection date: 6/22/2021 4:19:25 PM
Data file: C:\Chem32\1\Data\22Jun21\15.D	Analyst: Abbott <i>AK</i>

**VOID**  
 Dissemination is restricted to Criminal Justice Agencies and authorized ALP-C.J. agencies ONLY. Secondary dissemination to unauthorized agencies is PROHIBITED.  
 Scottsdale City Prosecutor

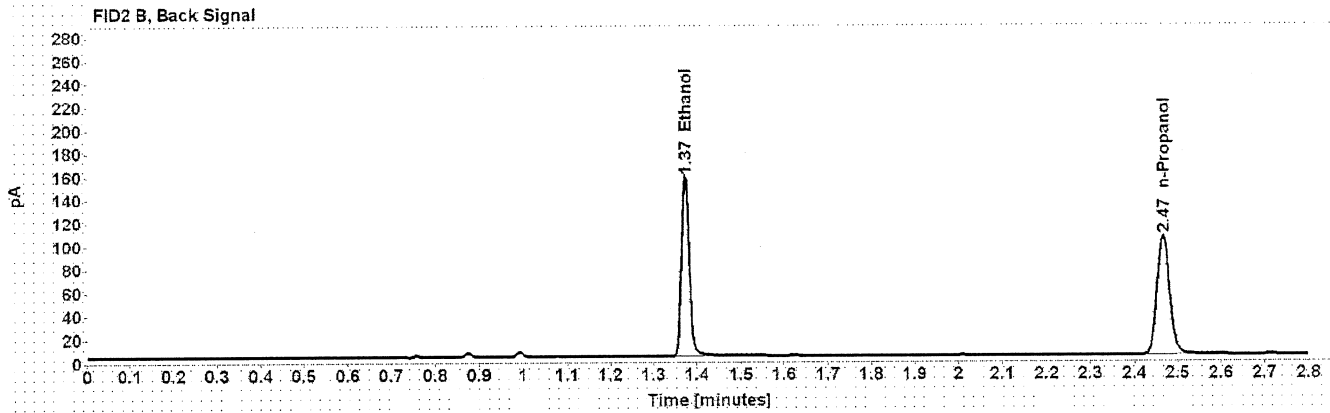
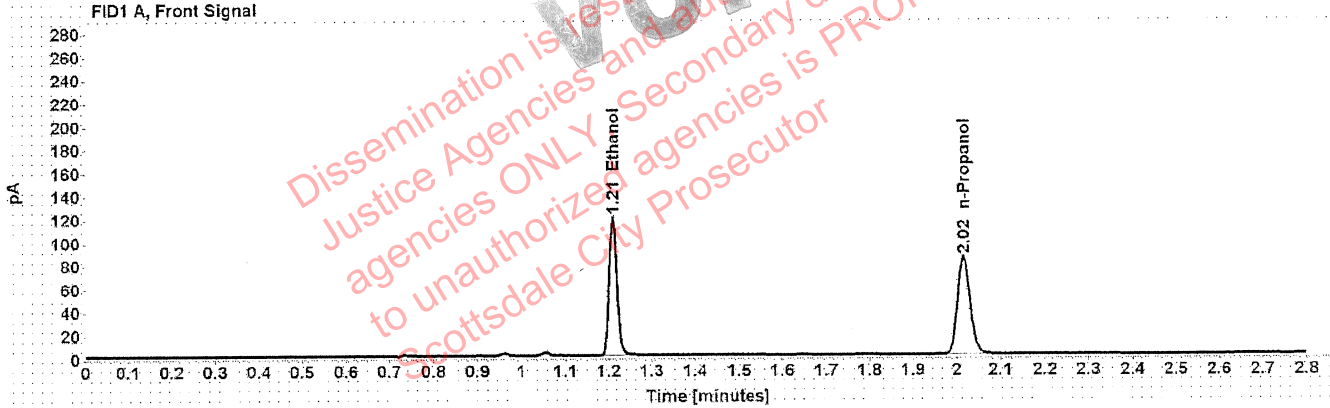


Table 1: FID 1 A (column DB-ALC1)

Compound	Amount (g/100mL)	Time (min)	Peak Area
>Ethanol	0.2463	1.209	153.140
n-Propanol	-----	2.016	168.126

Table 2: FID 2 B (column DB-ALC2)

Compound	Time (min)	Peak Area
Ethanol	1.374	190.541
n-Propanol	2.467	207.316

# Scottsdale Police Department Crime Lab Volatiles Analysis

Sample:	36201JM	Vial:	16
Description:	[REDACTED]	LIMS ID:	[REDACTED]
Method:	ethanol quant.M	Sequence:	22Jun21
Instrument:	US14173023 CN14160045	Injection date:	6/22/2021 4:23:24 PM
Data file:	C:\Chem32\1\Data\22Jun21\16.D	Analyst:	Abbott <i>JA</i>

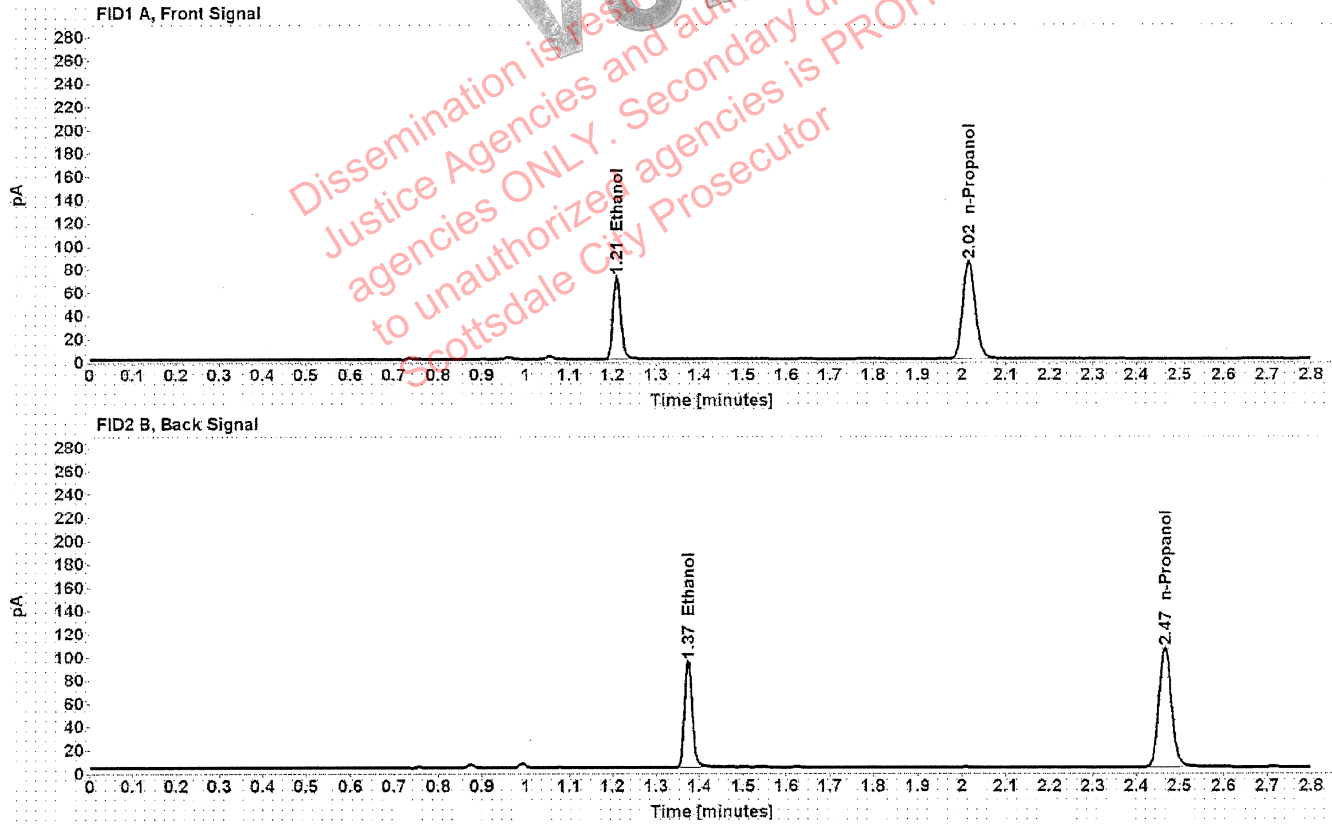


Table 1: FID 1 A (column DB-ALC1)

Compound	Amount (g/100mL)	Time (min)	Peak Area
>Ethanol	0.1468	1.210	91.270
n-Propanol	-----	2.016	168.905

Table 2: FID 2 B (column DB-ALC2)

Compound	Time (min)	Peak Area
Ethanol	1.374	113.300
n-Propanol	2.467	208.266

# Scottsdale Police Department Crime Lab Volatiles Analysis

Sample:	36201JM	Vial:	17
Description:	[REDACTED]	LIMS ID:	[REDACTED]
Method:	ethanol quant.M	Sequence:	22Jun21
Instrument:	US14173023 CN14160045	Injection date:	6/22/2021 4:27:24 PM
Data file:	C:\Chem32\1\Data\22Jun21\17.D	Analyst:	Abbott <i>JA</i>

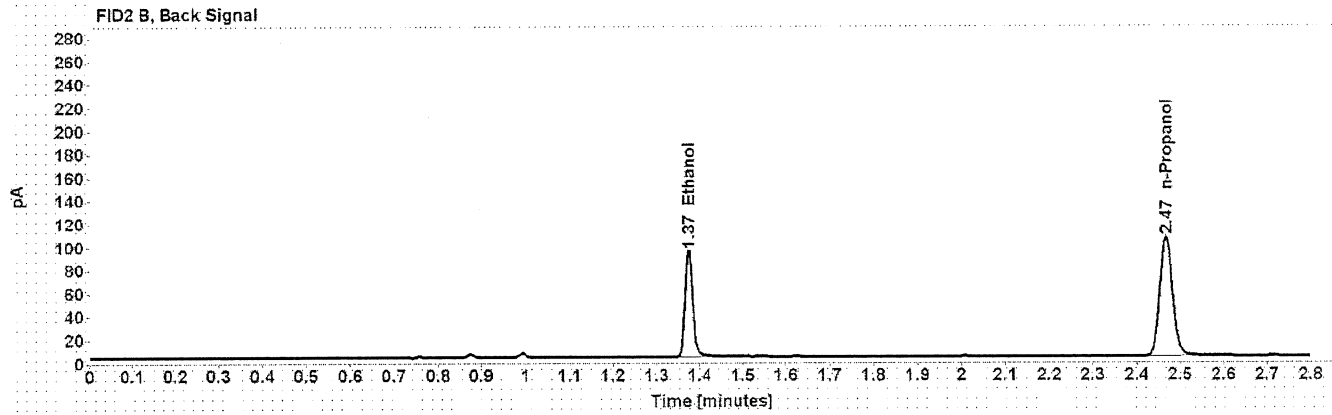
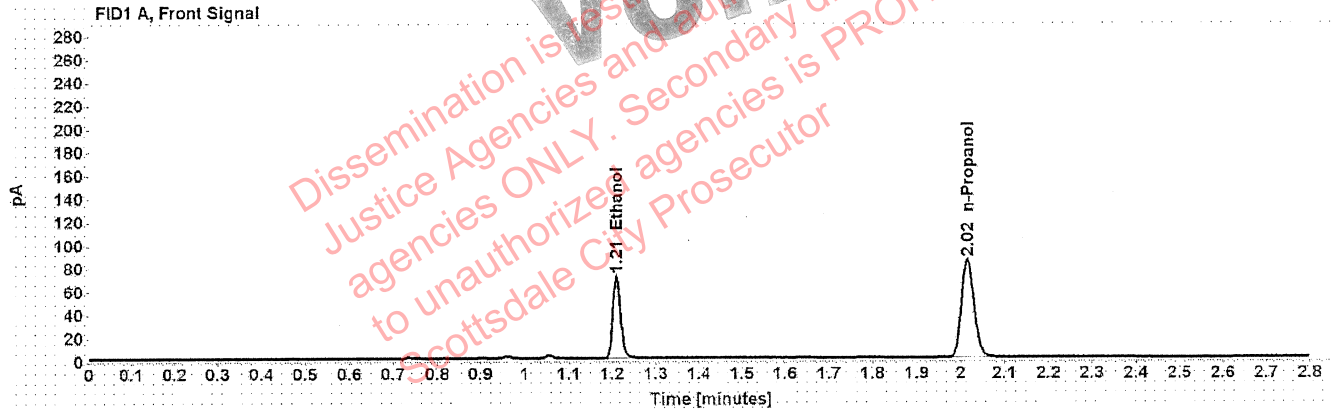


Table 1: FID 1 A (column DB-ALC1)

Compound	Amount (g/100mL)	Time (min)	Peak Area
>Ethanol	0.1465	1.210	91.205
n-Propanol	-----	2.016	169.124

Table 2: FID 2 B (column DB-ALC2)

Compound	Time (min)	Peak Area
Ethanol	1.374	113.354
n-Propanol	2.467	208.653

# Scottsdale Police Department Crime Lab Volatiles Analysis

Sample:	33801SS	Vial:	18
Description:	[REDACTED]	LIMS ID:	[REDACTED]
Method:	ethanol quant.M	Sequence:	22Jun21
Instrument:	US14173023 CN14160045	Injection date:	6/22/2021 4:31:25 PM
Data file:	C:\Chem32\1\Data\22Jun21\18.D	Analyst:	Abbott <i>ph</i>

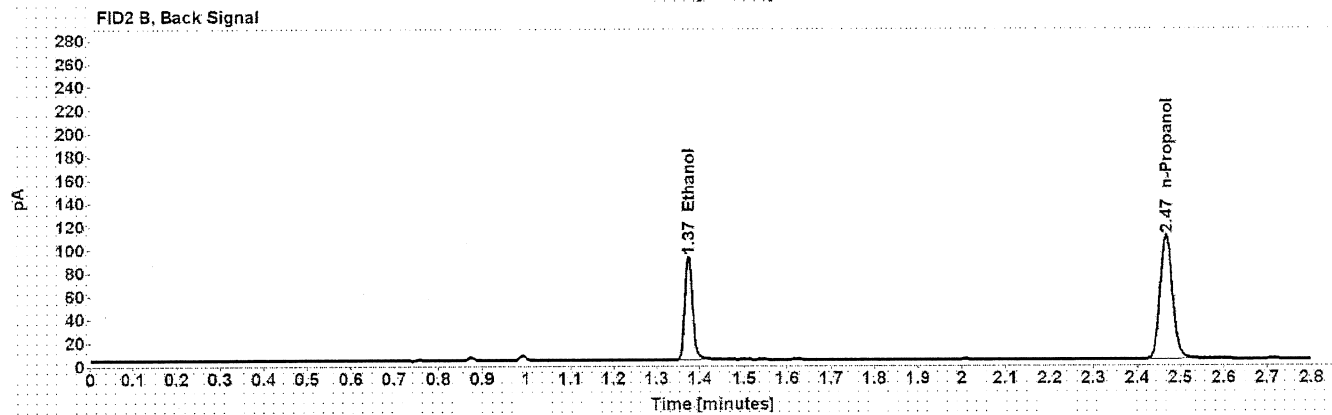
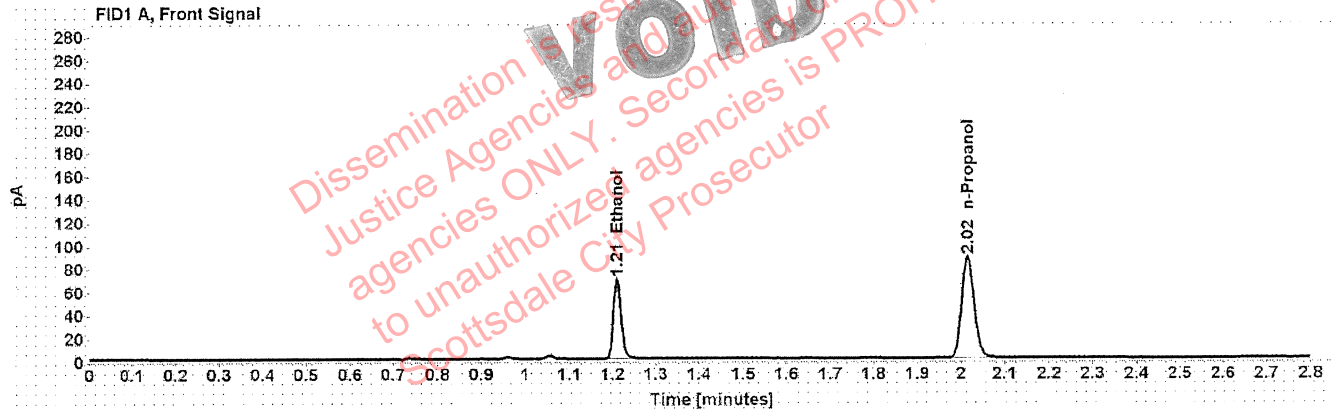


Table 1: FID 1 A (column DB-ALC1)

Compound	Amount (g/100mL)	Time (min)	Peak Area
>Ethanol	0.1375	1.210	88.420
n-Propanol	-----	2.016	174.785

Table 2: FID 2 B (column DB-ALC2)

Compound	Time (min)	Peak Area
Ethanol	1.374	109.560
n-Propanol	2.467	215.839

# Scottsdale Police Department Crime Lab Volatiles Analysis

Sample:	33801SS	Vial:	19
Description:	[REDACTED]	LIMS ID:	[REDACTED]
Method:	ethanol quant.M	Sequence:	22Jun21
Instrument:	US14173023 CN14160045	Injection date:	6/22/2021 4:35:40 PM
Data file:	C:\Chem32\1\Data\22Jun21\19.D	Analyst:	Abbott <i>gh</i>

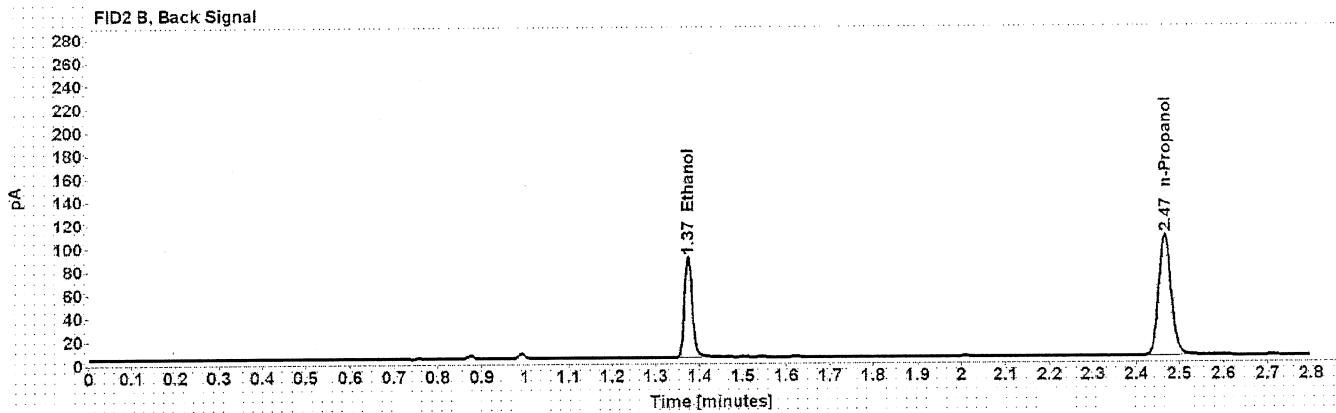
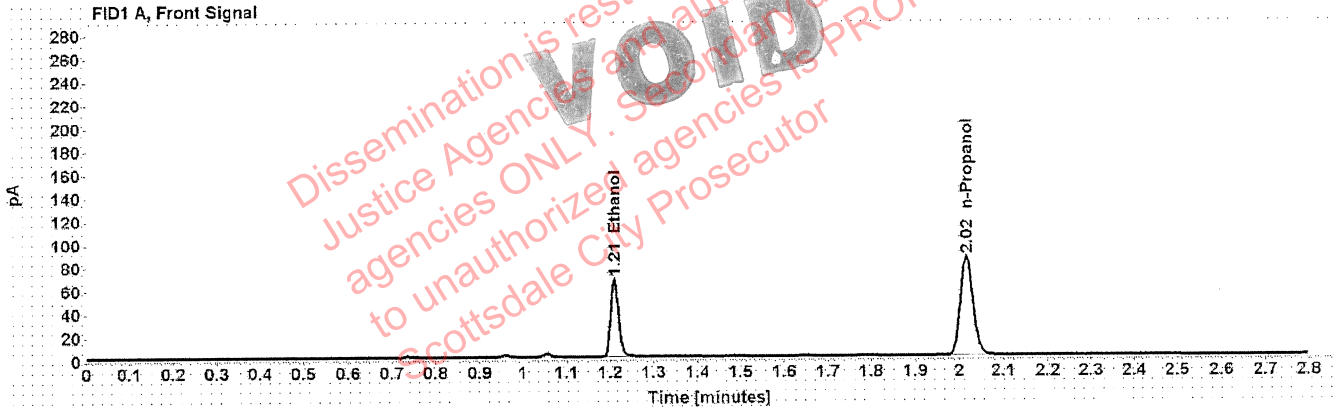


Table 1: FID 1 A (column DB-ALC1)

Compound	Amount (g/100mL)	Time (min)	Peak Area
>Ethanol	0.1374	1.210	86.242
n-Propanol	-----	2.016	170.685

Table 2: FID 2 B (column DB-ALC2)

Compound	Time (min)	Peak Area
Ethanol	1.374	106.880
n-Propanol	2.467	210.681



# Scottsdale Police Department Crime Lab Volatiles Analysis

Sample: 1340780	Vial: 21
Description: <span style="background-color: black; color: black;">XXXXXXXXXX</span>	LIMS ID: <span style="background-color: black; color: black;">XXXXXXXXXX</span>
Method: ethanol quant.M	Sequence: 22Jun21
Instrument: US14173023 CN14160045	Injection date: 6/22/2021 4:43:40 PM
Data file: C:\Chem32\1\Data\22Jun21\21.D	Analyst: Abbott <span style="float: right;">gh</span>

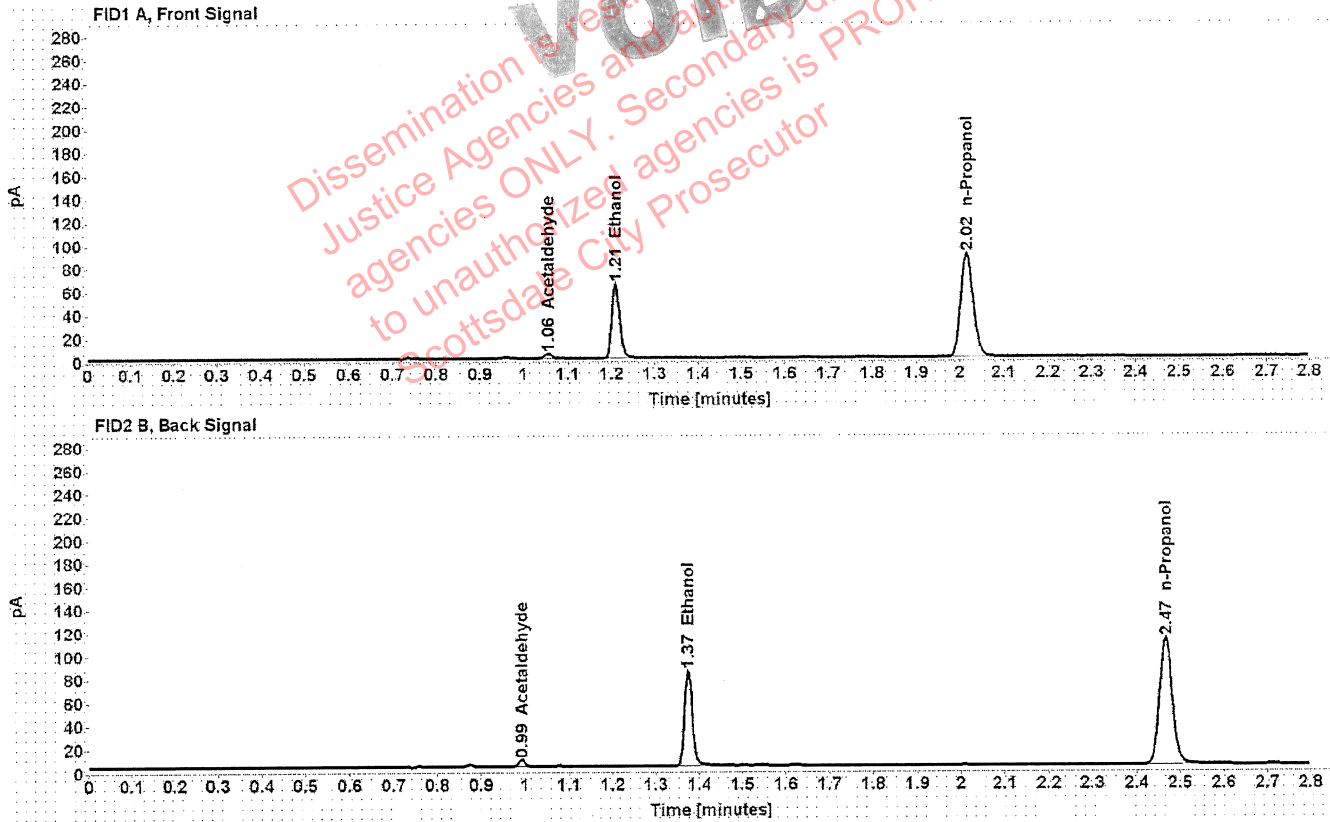


Table 1: FID 1 A (column DB-ALC1)

Compound	Amount (g/100mL)	Time (min)	Peak Area
Acetaldehyde	-----	1.055	4.015
>Ethanol	0.1248	1.210	81.875
n-Propanol	-----	2.016	178.606

Table 2: FID 2 B (column DB-ALC2)

Compound	Time (min)	Peak Area
Acetaldehyde	0.992	5.271
Ethanol	1.374	101.462
n-Propanol	2.467	220.992

# Scottsdale Police Department Crime Lab Volatiles Analysis

Sample:	1340780	Vial:	22
Description:	[REDACTED]	LIMS ID:	[REDACTED]
Method:	ethanol quant.M	Sequence:	22Jun21
Instrument:	US14173023 CN14160045	Injection date:	6/22/2021 4:47:38 PM
Data file:	C:\Chem32\1\Data\22Jun21\22.D	Analyst:	Abbott <i>JA</i>

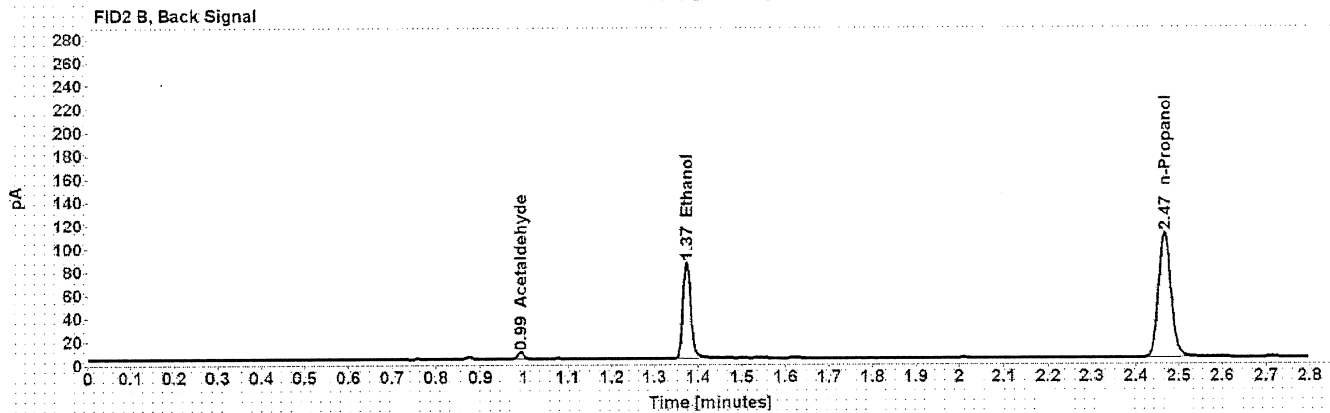
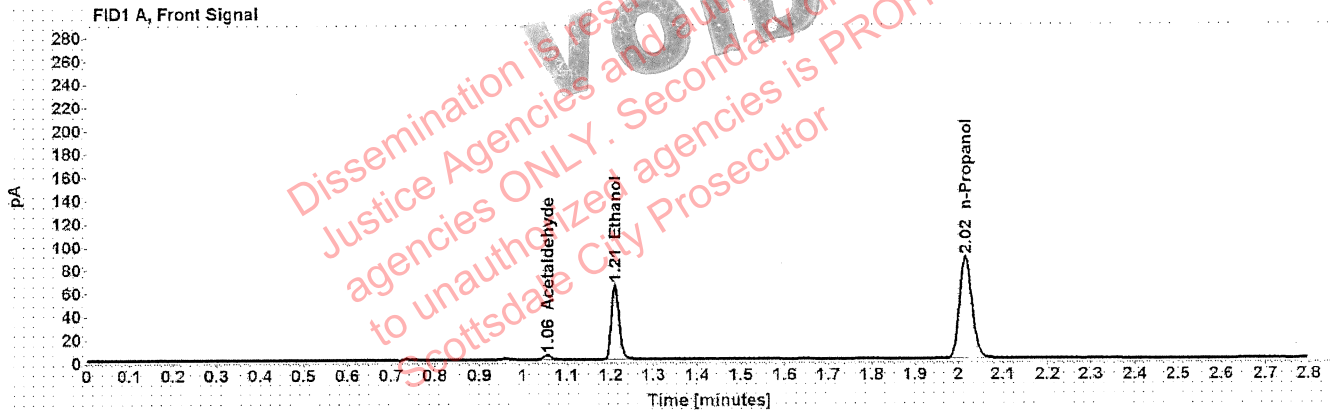


Table 1: FID 1 A (column DB-ALC1)

Compound	Amount (g/100mL)	Time (min)	Peak Area
Acetaldehyde	-----	1.055	4.010
>Ethanol	0.1279	1.210	82.575
n-Propanol	-----	2.016	175.717

Table 2: FID 2 B (column DB-ALC2)

Compound	Time (min)	Peak Area
Acetaldehyde	0.992	5.232
Ethanol	1.374	102.070
n-Propanol	2.467	217.282

# Scottsdale Police Department Crime Lab Volatiles Analysis

Sample:	1377179	Vial:	23
Description:	[REDACTED]	LIMS ID:	[REDACTED]
Method:	ethanol quant.M	Sequence:	22Jun21
Instrument:	US14173023 CN14160045	Injection date:	6/22/2021 4:51:39 PM
Data file:	C:\Chem32\1\Data\22Jun21\23.D	Analyst:	Abbott <span style="float: right;">JH</span>

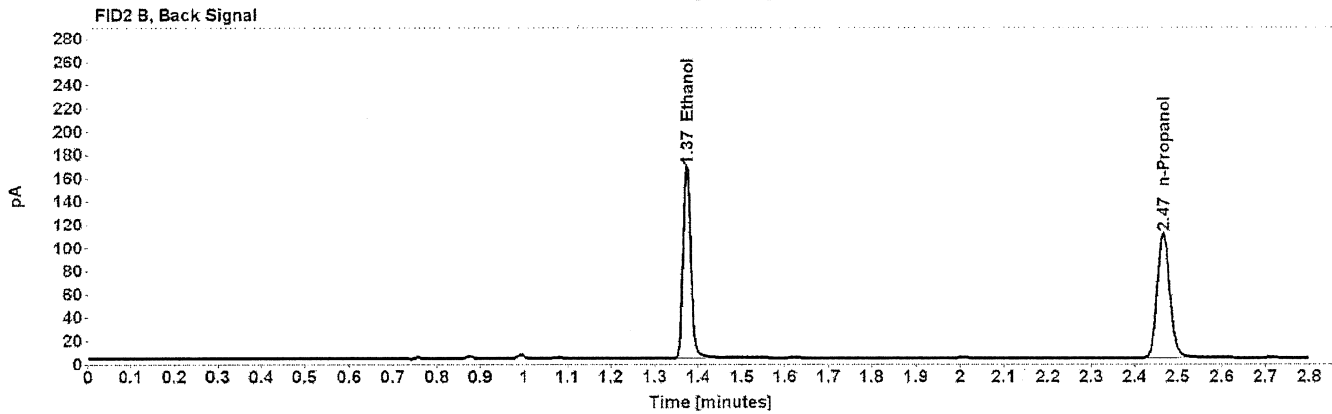
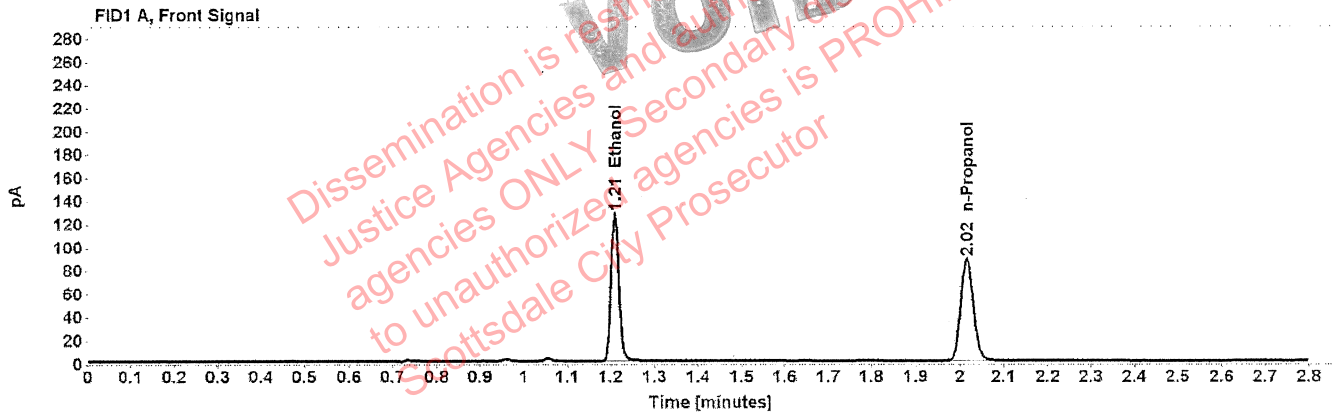


Table 1: FID 1 A (column DB-ALC1)

Compound	Amount (g/100mL)	Time (min)	Peak Area
>Ethanol	0.2513	1.209	162.871
n-Propanol	-----	2.016	175.239

Table 2: FID 2 B (column DB-ALC2)

Compound	Time (min)	Peak Area
Ethanol	1.374	203.049
n-Propanol	2.467	216.388

# Scottsdale Police Department Crime Lab Volatiles Analysis

Sample: 1377179	Vial: 24
Description: <span style="background-color: black; color: black;">XXXXXXXXXX</span>	LIMS ID: <span style="background-color: black; color: black;">XXXXXXXXXX</span>
Method: ethanol quant.M	Sequence: 22Jun21
Instrument: US14173023 CN14160045	Injection date: 6/22/2021 4:55:39 PM
Data file: C:\Chem32\1\Data\22Jun21\24.D	Analyst: Abbott <span style="float: right;">DR</span>

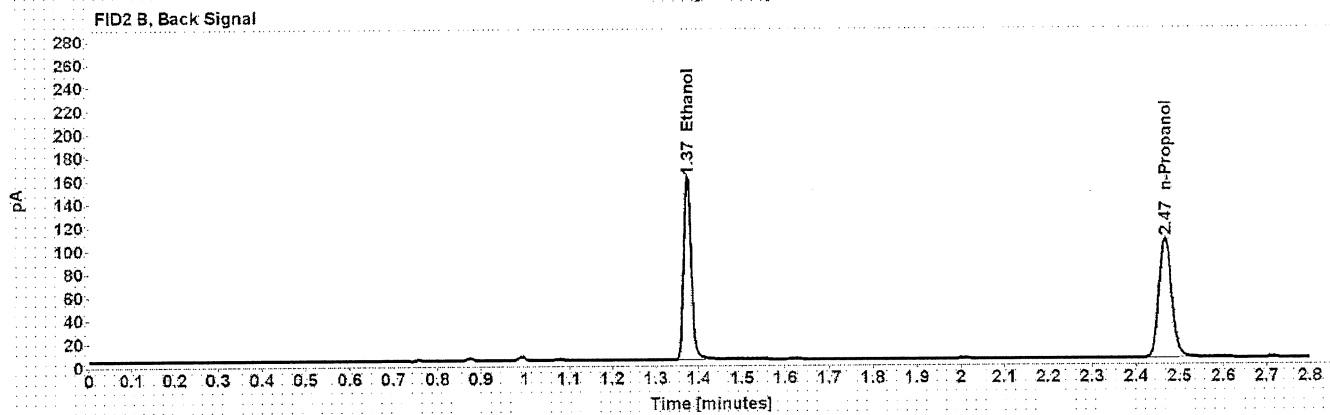
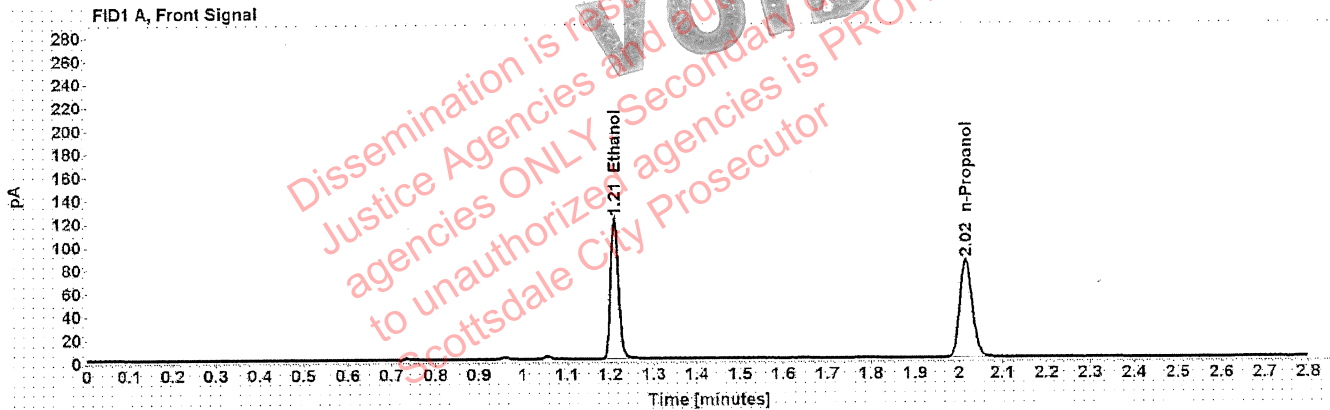


Table 1: FID 1 A (column DB-ALC1)

Compound	Amount (g/100mL)	Time (min)	Peak Area
>Ethanol	0.2490	1.209	155.296
n-Propanol	-----	2.016	168.640

Table 2: FID 2 B (column DB-ALC2)

Compound	Time (min)	Peak Area
Ethanol	1.374	193.345
n-Propanol	2.467	208.383

# Scottsdale Police Department Crime Lab Volatiles Analysis

Sample: 1377004	Vial: 25
Description: <span style="background-color: black; color: black;">XXXXXXXXXX</span>	LIMS ID: <span style="background-color: black; color: black;">XXXXXXXXXX</span>
Method: ethanol quant.M	Sequence: 22Jun21
Instrument: US14173023 CN14160045	Injection date: 6/22/2021 4:59:53 PM
Data file: C:\Chem32\1\Data\22Jun21\25.D	Analyst: Abbott <span style="float: right;">AK</span>

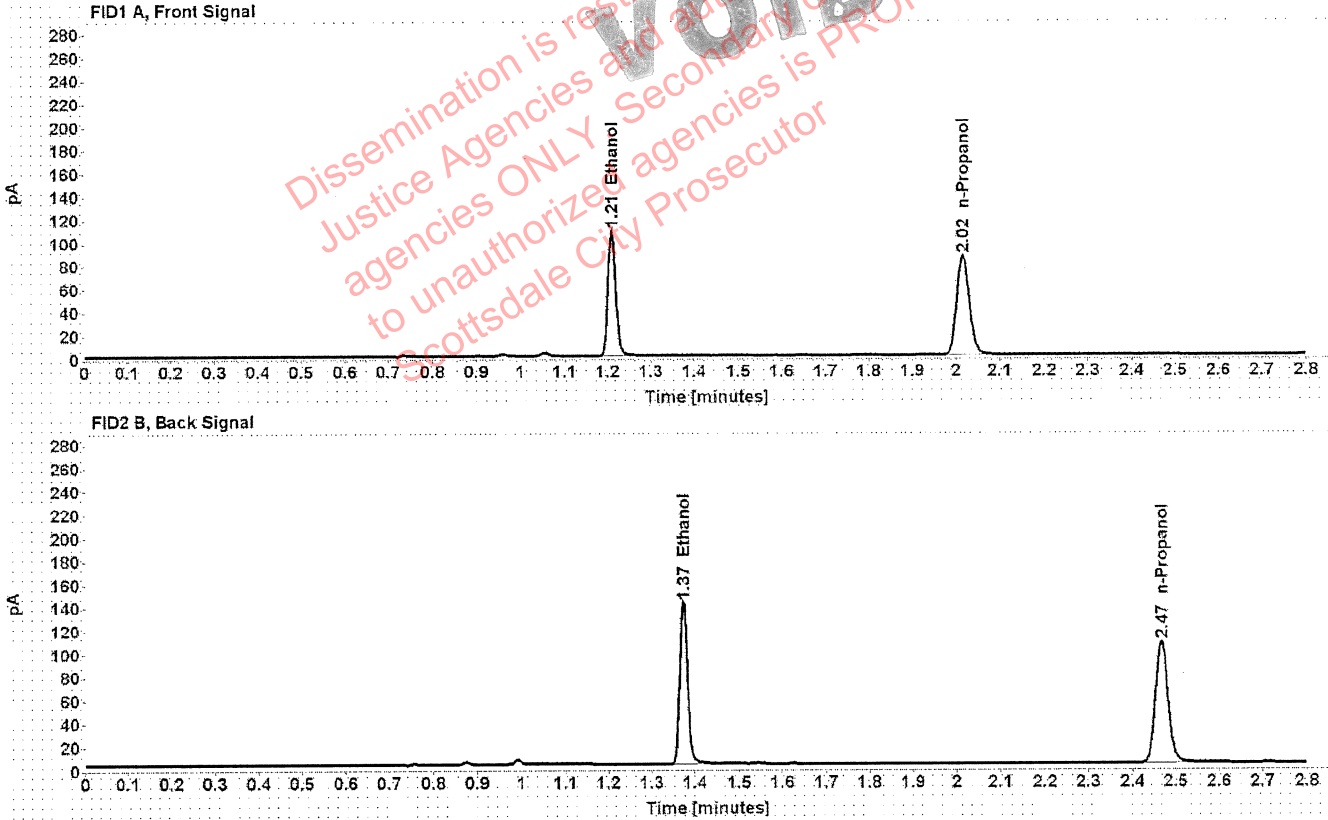


Table 1: FID 1 A (column DB-ALC1)

Compound	Amount (g/100mL)	Time (min)	Peak Area
>Ethanol	0.2183	1.210	138.513
n-Propanol	-----	2.016	171.712

Table 2: FID 2 B (column DB-ALC2)

Compound	Time (min)	Peak Area
Ethanol	1.374	172.180
n-Propanol	2.467	211.915

# Scottsdale Police Department Crime Lab Volatiles Analysis

Sample:	1377004	Vial:	26
Description:	[REDACTED]	LIMS ID:	[REDACTED]
Method:	ethanol quant.M	Sequence:	22Jun21
Instrument:	US14173023 CN14160045	Injection date:	6/22/2021 5:03:54 PM
Data file:	C:\Chem32\1\Data\22Jun21\26.D	Analyst:	Abbott <i>BA</i>

**VOID**  
 Dissemination is restricted to Criminal Justice Agencies and authorized personnel only. Secondary dissemination to unauthorized agencies is PROHIBITED.  
 Scottsdale City Prosecutor

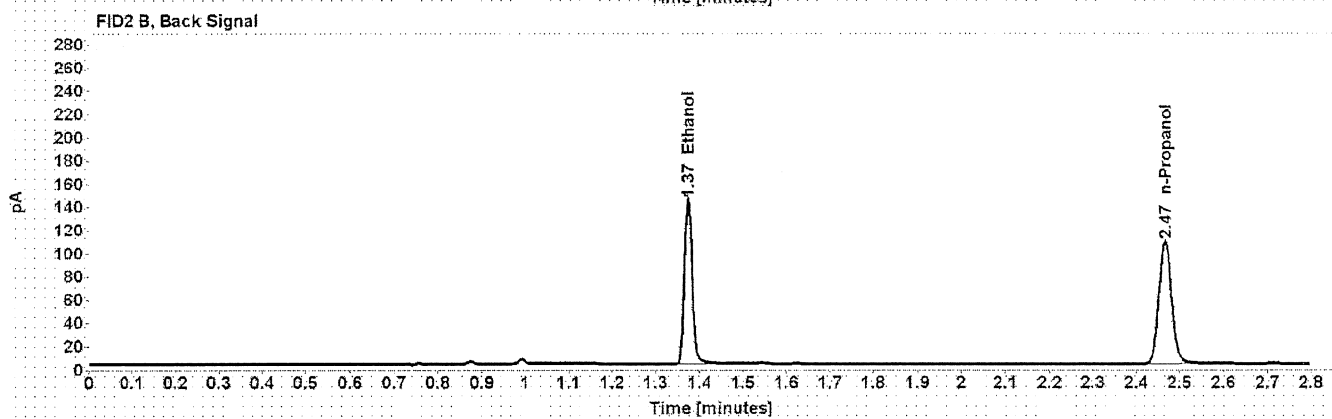
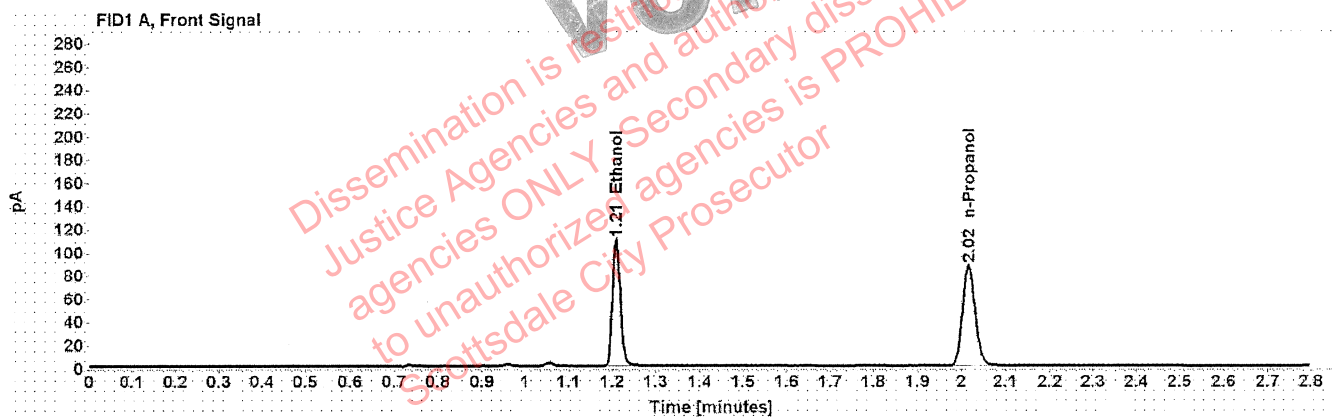


Table 1: FID 1 A (column DB-ALC1)

Compound	Amount (g/100mL)	Time (min)	Peak Area
>Ethanol	0.2189	1.210	140.168
n-Propanol	-----	2.016	173.344

Table 2: FID 2 B (column DB-ALC2)

Compound	Time (min)	Peak Area
Ethanol	1.374	175.037
n-Propanol	2.467	213.920

# Scottsdale Police Department Crime Lab Volatiles Analysis

Sample: 1374539	Vial: 27
Description: <span style="background-color: black; color: black;">XXXXXXXXXX</span>	LIMS ID: <span style="background-color: black; color: black;">XXXXXXXXXX</span>
Method: ethanol quant.M	Sequence: 22Jun21
Instrument: US14173023 CN14160045	Injection date: 6/22/2021 5:07:54 PM
Data file: C:\Chem321\Data\22Jun21\27.D	Analyst: Abbott <i>dh</i>

**VOID**  
 Dissemination is restricted to Criminal Justice Agencies and authorized agencies ONLY. Secondary dissemination to unauthorized agencies is PROHIBITED.  
 Scottsdale City Prosecutor

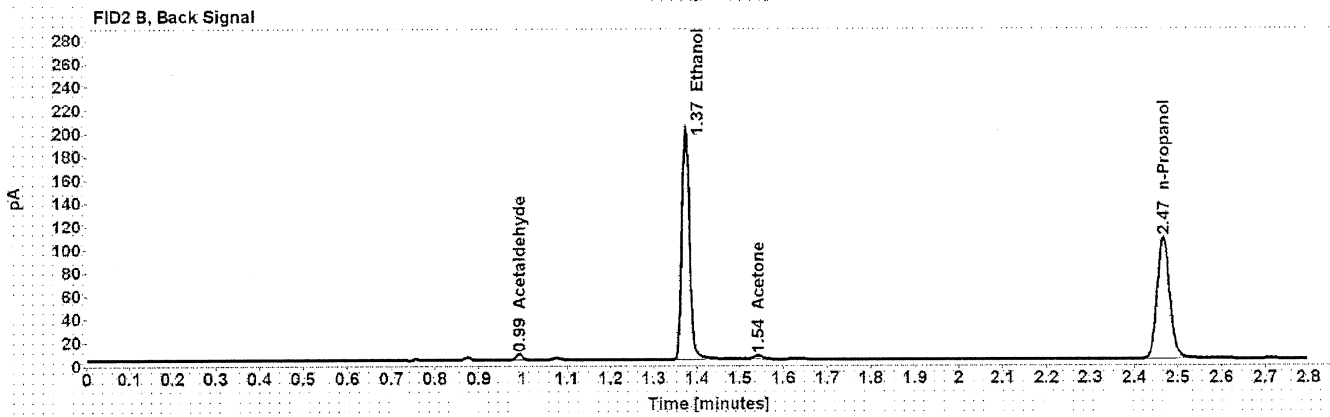
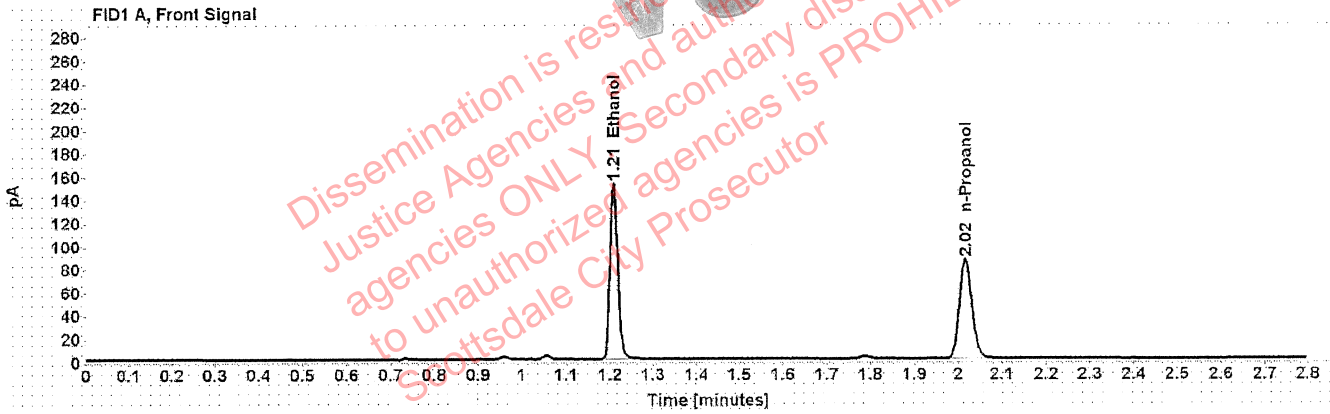


Table 1: FID 1 A (column DB-ALC1)

Compound	Amount (g/100mL)	Time (min)	Peak Area
>Ethanol	0.3060	1.209	194.440
n-Propanol	-----	2.016	171.613

Table 2: FID 2 B (column DB-ALC2)

Compound	Time (min)	Peak Area
Acetaldehyde	0.992	4.579
Ethanol	1.374	243.327
Acetone	1.542	4.036
n-Propanol	2.467	211.696

# Scottsdale Police Department Crime Lab Volatiles Analysis

Sample:	1374539	Vial:	28
Description:	[REDACTED]	LIMS ID:	[REDACTED]
Method:	ethanol quant.M	Sequence:	22Jun21
Instrument:	US14173023 CN14160045	Injection date:	6/22/2021 5:11:55 PM
Data file:	C:\Chem32\1\Data\22Jun21\28.D	Analyst:	Abbott

VOID

Dissemination is restricted to Criminal Justice Agencies and authorized agencies ONLY. Secondary dissemination to unauthorized agencies is PROHIBITED. Scottsdale City Prosecutor

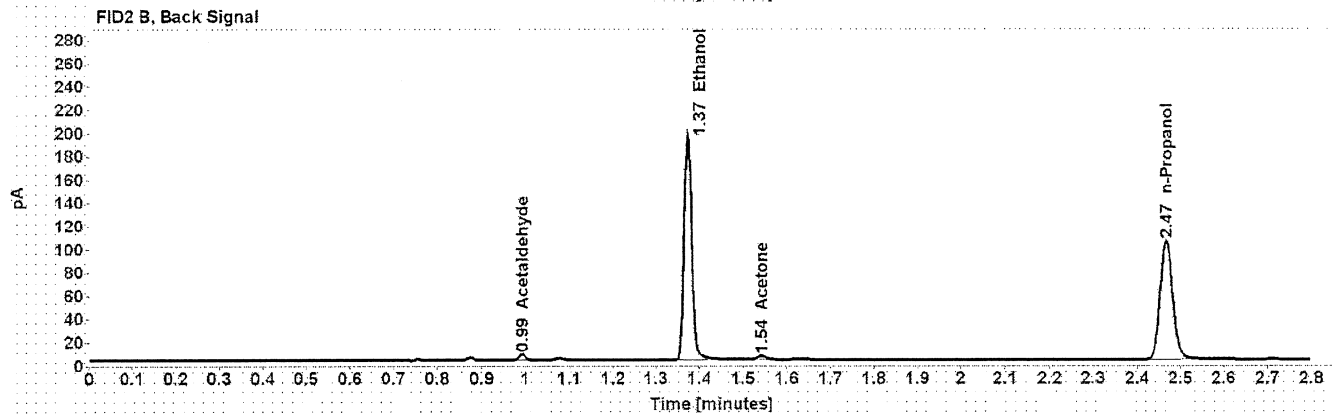
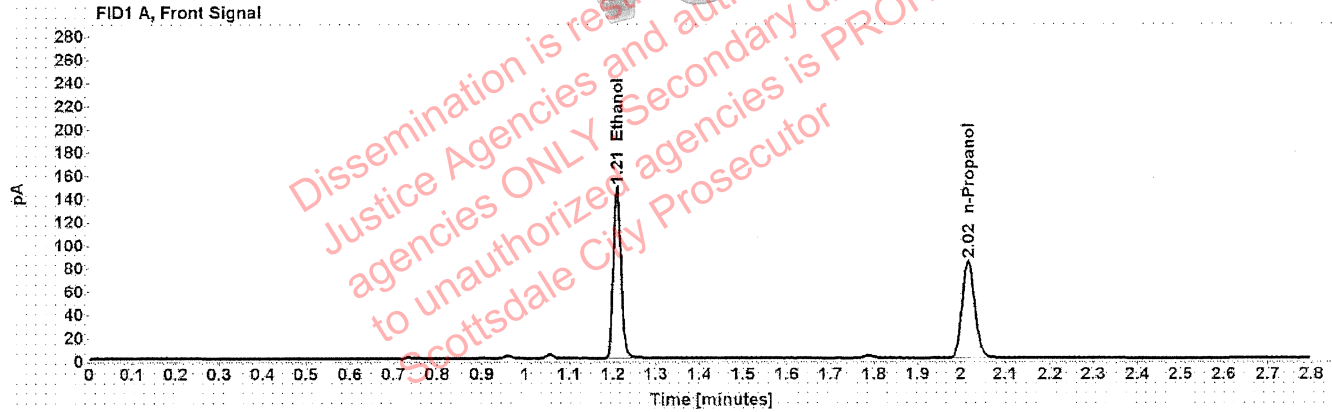


Table 1: FID 1 A (column DB-ALC1)

Compound	Amount (g/100mL)	Time (min)	Peak Area
>Ethanol	0.3045	1.209	189.557
n-Propanol	-----	2.016	168.118

Table 2: FID 2 B (column DB-ALC2)

Compound	Time (min)	Peak Area
Acetaldehyde	0.992	4.516
Ethanol	1.374	236.942
Acetone	1.542	4.025
n-Propanol	2.467	207.352



# Scottsdale Police Department Crime Lab Volatiles Analysis

Sample: 1376663	Vial: 29
Description: <span style="background-color: black; color: black;">XXXXXXXXXX</span>	LIMS ID: <span style="background-color: black; color: black;">XXXXXXXXXX</span>
Method: ethanol quant.M	Sequence: 22Jun21
Instrument: US14173023 CN14160045	Injection date: 6/22/2021 5:15:55 PM
Data file: C:\Chem321\1\Data\22Jun21\29.D	Analyst: Abbott <i>JA</i>

**VOID**  
 Dissemination is restricted to Criminal Justice Agencies and authorized personnel only. Secondary dissemination to unauthorized agencies is PROHIBITED.  
 Scottsdale City Prosecutor

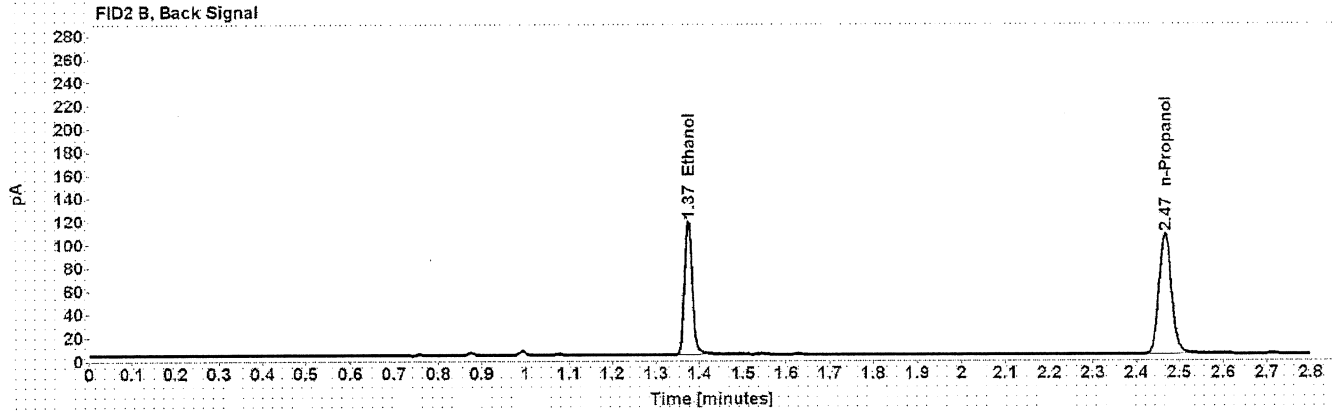
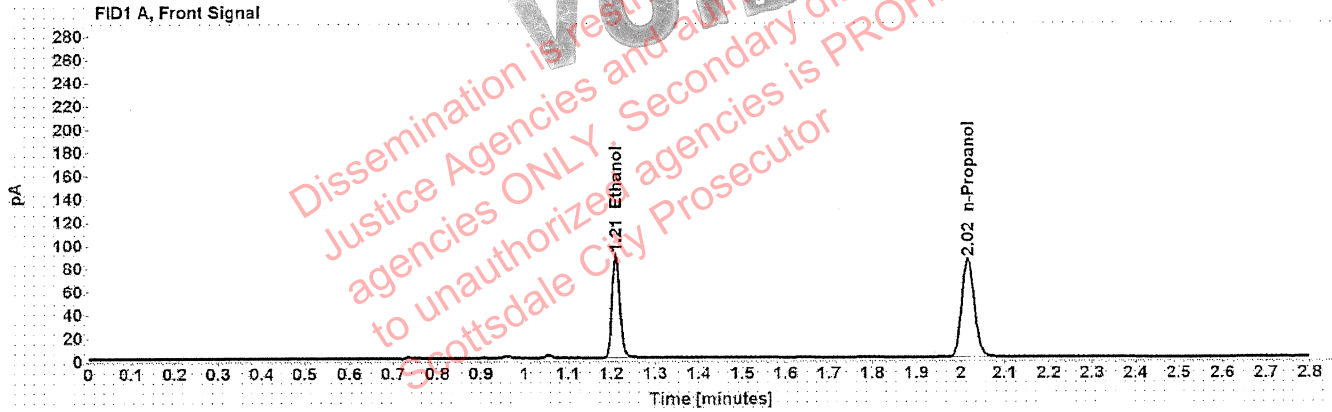


Table 1: FID 1 A (column DB-ALC1)

Compound	Amount (g/100mL)	Time (min)	Peak Area
>Ethanol	0.1822	1.210	114.111
n-Propanol	-----	2.016	169.740

Table 2: FID 2 B (column DB-ALC2)

Compound	Time (min)	Peak Area
Ethanol	1.374	141.892
n-Propanol	2.467	209.621

# Scottsdale Police Department Crime Lab Volatiles Analysis

Sample: 1376663	Vial: 30
Description: <span style="background-color: black; color: black;">XXXXXXXXXX</span>	LIMS ID: <span style="background-color: black; color: black;">XXXXXXXXXX</span>
Method: ethanol quant.M	Sequence: 22Jun21
Instrument: US14173023 CN14160045	Injection date: 6/22/2021 5:19:54 PM
Data file: C:\Chem32\1\Data\22Jun21\30.D	Analyst: Abbott <i>Abbott</i>

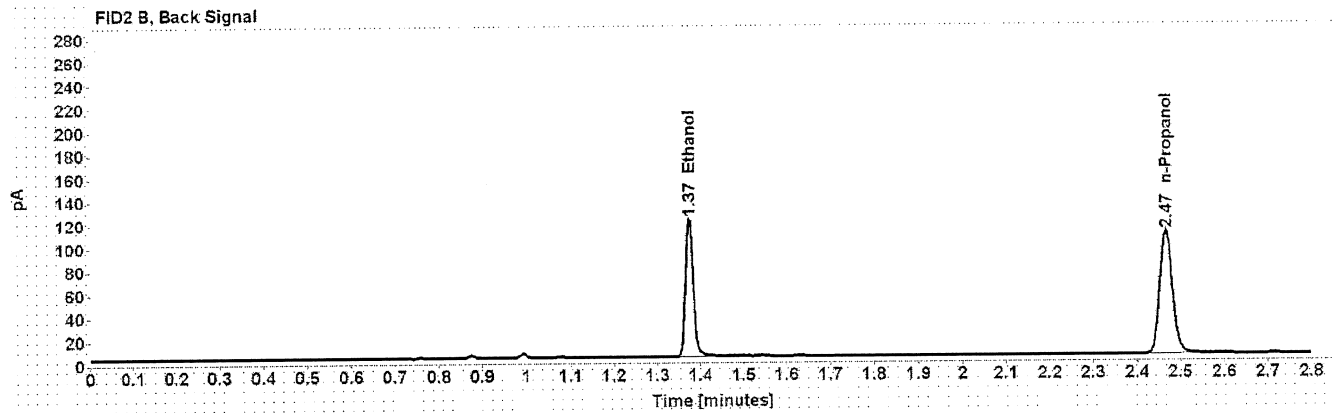
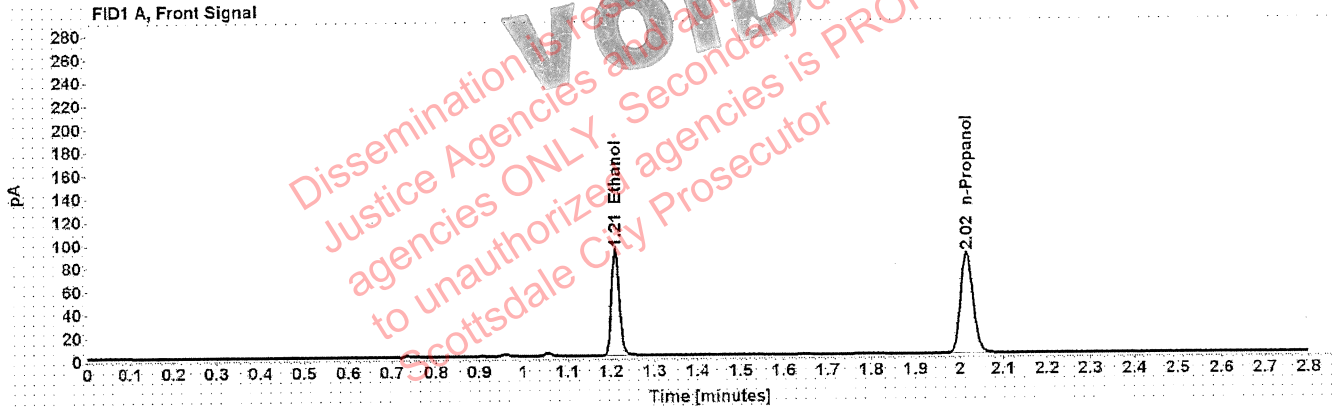


Table 1: FID 1 A (column DB-ALC1)

Compound	Amount (g/100mL)	Time (min)	Peak Area
>Ethanol	0.1834	1.210	117.708
n-Propanol	-----	2.016	173.972

Table 2: FID 2 B (column DB-ALC2)

Compound	Time (min)	Peak Area
Ethanol	1.374	146.996
n-Propanol	2.467	214.985

# Scottsdale Police Department Crime Lab Volatiles Analysis

Sample:	1375723	Vial:	32
Description:	[REDACTED]	LIMS ID:	[REDACTED]
Method:	ethanol quant.M	Sequence:	22Jun21
Instrument:	US14173023 CN14160045	Injection date:	6/22/2021 5:28:09 PM
Data file:	C:\Chem32\1\Data\22Jun21\32.D	Analyst:	Abbott <i>ah</i>

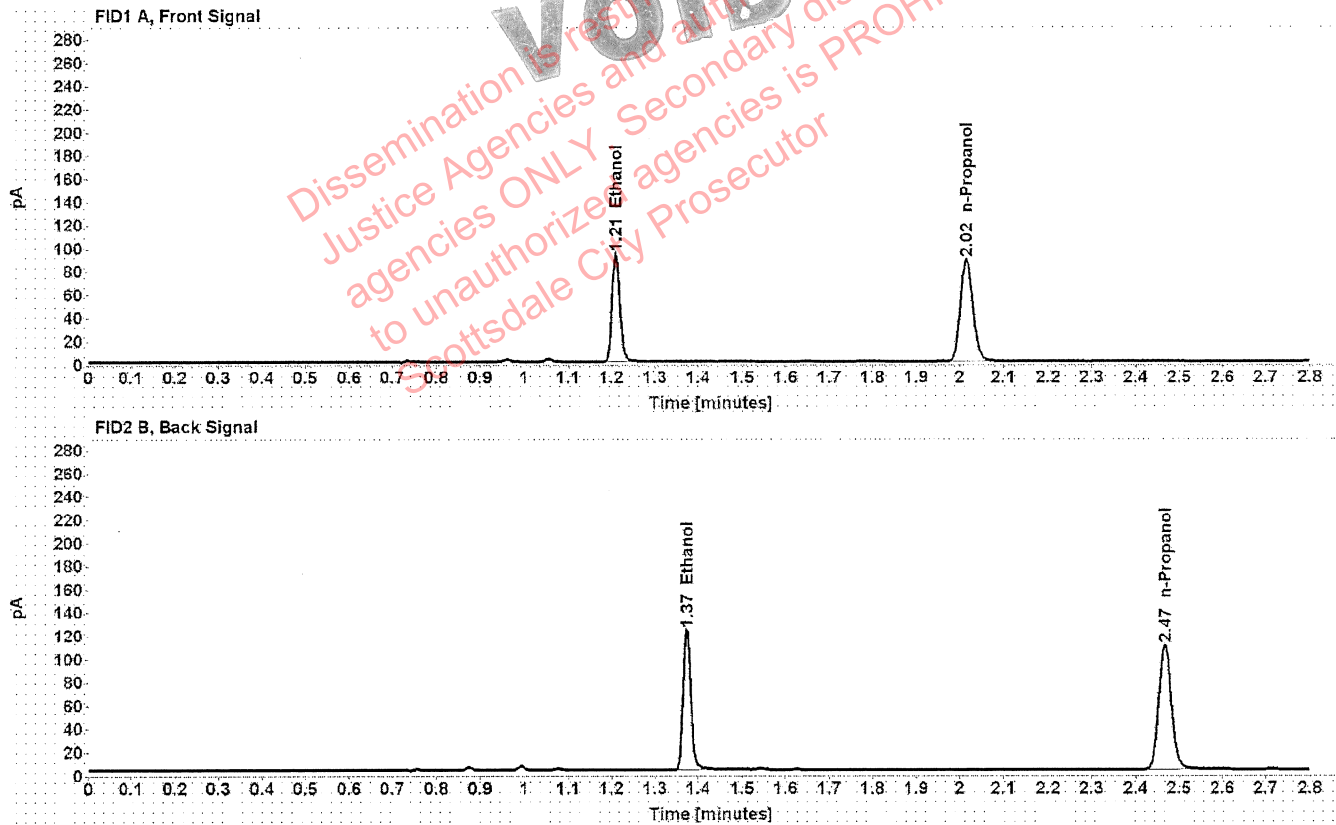


Table 1: FID 1 A (column DB-ALC1)

Compound	Amount (g/100mL)	Time (min)	Peak Area
>Ethanol	0.1840	1.210	119.526
n-Propanol	-----	2.016	176.054

Table 2: FID 2 B (column DB-ALC2)

Compound	Time (min)	Peak Area
Ethanol	1.374	148.871
n-Propanol	2.467	217.552

# Scottsdale Police Department Crime Lab Volatiles Analysis

Sample: 1375723	Vial: 33
Description: <span style="background-color: black; color: black;">XXXXXXXXXX</span>	LIMS ID: <span style="background-color: black; color: black;">XXXXXXXXXX</span>
Method: ethanol quant.M	Sequence: 22Jun21
Instrument: US14173023 CN14160045	Injection date: 6/22/2021 5:32:08 PM
Data file: C:\Chem32\1\Data\22Jun21\33.D	Analyst: Abbott <i>AK</i>

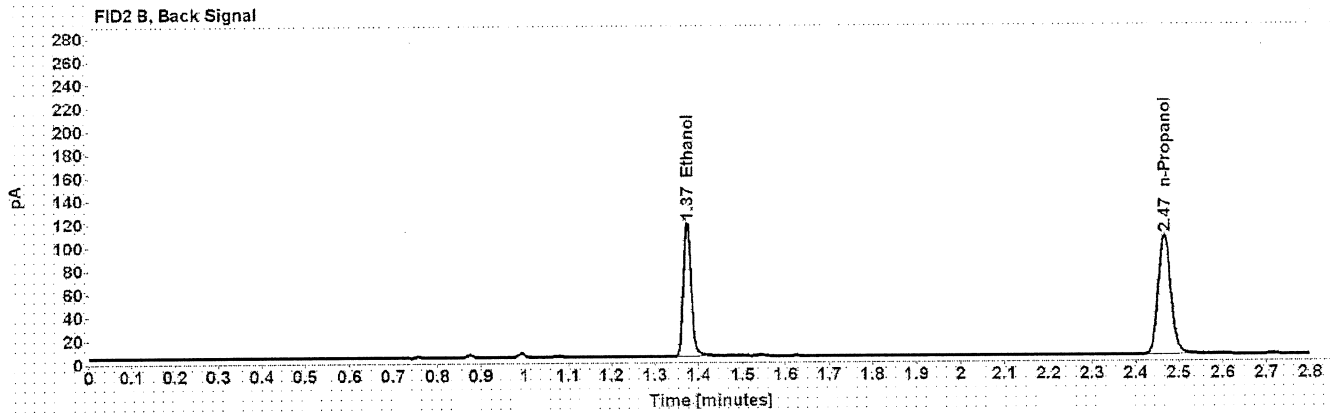
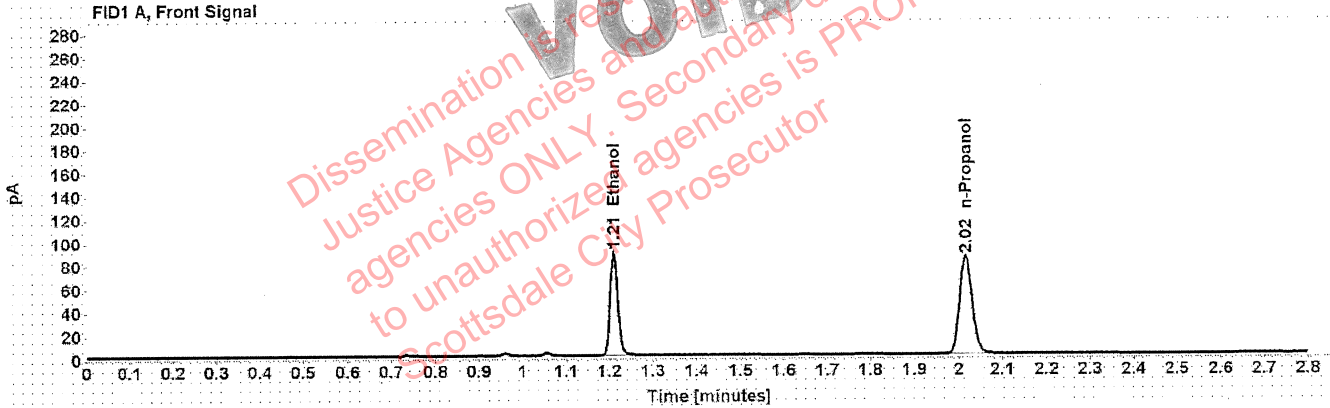


Table 1: FID 1 A (column DB-ALC1)

Compound	Amount (g/100mL)	Time (min)	Peak Area
>Ethanol	0.1829	1.210	114.112
n-Propanol	-----	2.016	169.160

Table 2: FID 2 B (column DB-ALC2)

Compound	Time (min)	Peak Area
Ethanol	1.374	141.927
n-Propanol	2.467	209.181

# Scottsdale Police Department Crime Lab Volatiles Analysis

Sample:	1377280	Vial:	34
Description:	[REDACTED]	LIMS ID:	[REDACTED]
Method:	ethanol quant.M	Sequence:	22Jun21
Instrument:	US14173023 CN14160045	Injection date:	6/22/2021 5:36:08 PM
Data file:	C:\Chem32\1\Data\22Jun21\34.D	Analyst:	Abbott <i>gh</i>

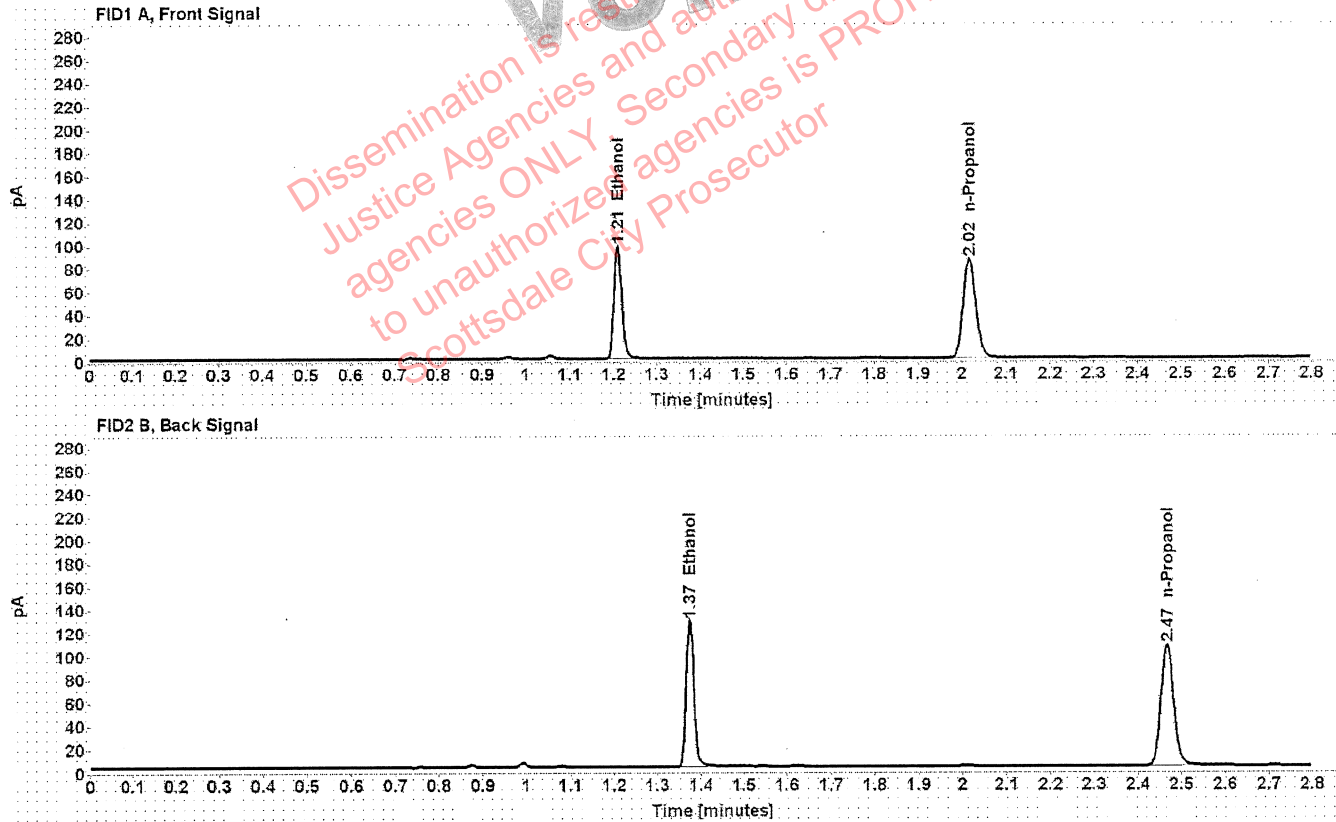


Table 1: FID 1 A (column DB-ALC1)

Compound	Amount (g/100mL)	Time (min)	Peak Area
>Ethanol	0.1973	1.210	124.351
n-Propanol	-----	2.016	170.753

Table 2: FID 2 B (column DB-ALC2)

Compound	Time (min)	Peak Area
Ethanol	1.374	155.128
n-Propanol	2.467	211.423

# Scottsdale Police Department Crime Lab Volatiles Analysis

Sample: 1377280	Vial: 35
Description: <span style="background-color: black; color: black;">XXXXXXXXXX</span>	LIMS ID: <span style="background-color: black; color: black;">XXXXXXXXXX</span>
Method: ethanol quant.M	Sequence: 22Jun21
Instrument: US14173023 CN14160045	Injection date: 6/22/2021 5:40:09 PM
Data file: C:\Chem32\1\Data\22Jun21\35.D	Analyst: Abbott <span style="float: right;">JH</span>

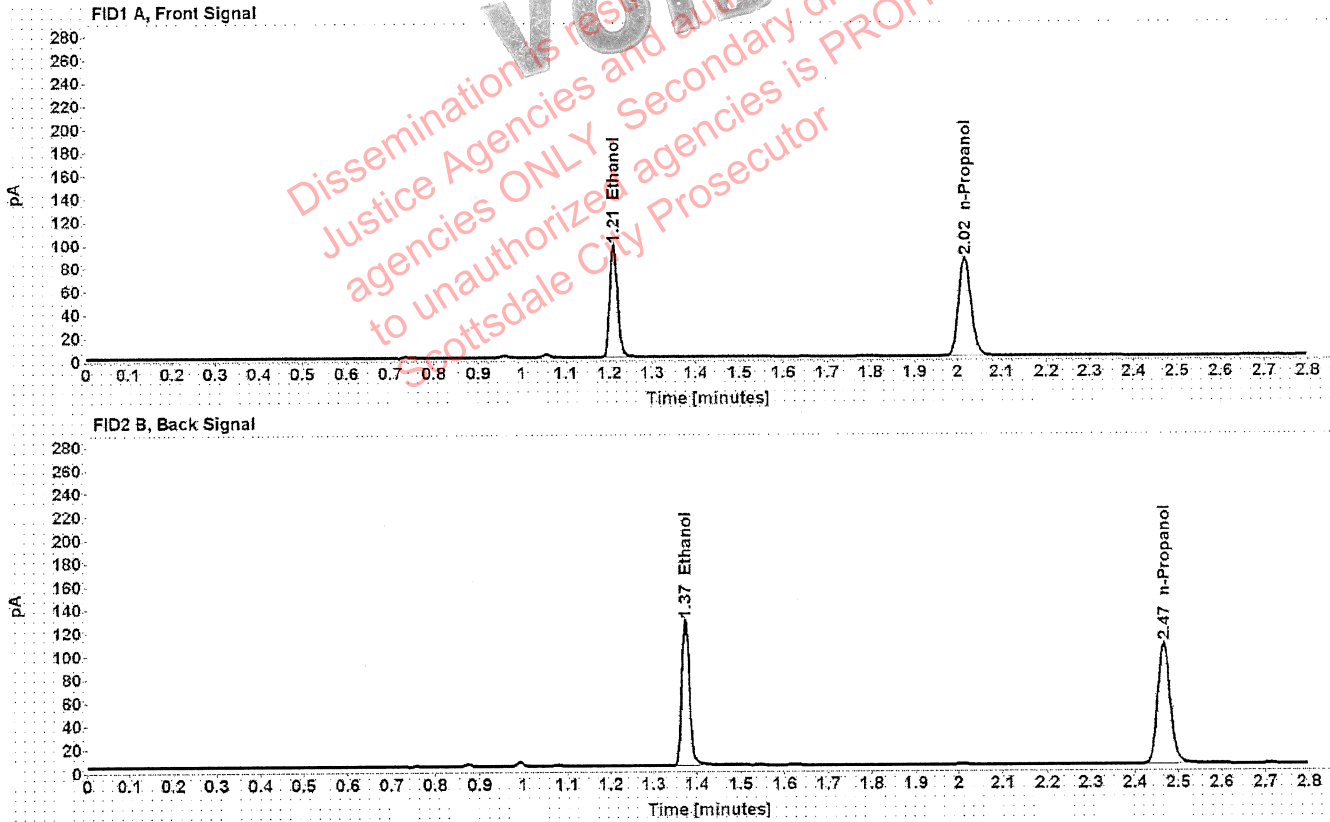


Table 1: FID 1 A (column DB-ALC1)

Compound	Amount (g/100mL)	Time (min)	Peak Area
>Ethanol	0.1975	1.210	123.895
n-Propanol	-----	2.016	169.894

Table 2: FID 2 B (column DB-ALC2)

Compound	Time (min)	Peak Area
Ethanol	1.374	154.279
n-Propanol	2.467	210.298

# Scottsdale Police Department Crime Lab Volatiles Analysis

Sample: 1377175	Vial: 36
Description: <span style="background-color: black; color: black;">XXXXXXXXXX</span>	LIMS ID: <span style="background-color: black; color: black;">XXXXXXXXXX</span>
Method: ethanol quant.M	Sequence: 22Jun21
Instrument: US14173023 CN14160045	Injection date: 6/22/2021 5:44:08 PM
Data file: C:\Chem32\1\Data\22Jun21\36.D	Analyst: Abbott <span style="float: right;">JA</span>

**VOID**  
 Dissemination is restricted to Criminal Justice Agencies and authorized ALP-C.J. agencies ONLY. Secondary dissemination to unauthorized agencies is PROHIBITED  
 Scottsdale City Prosecutor

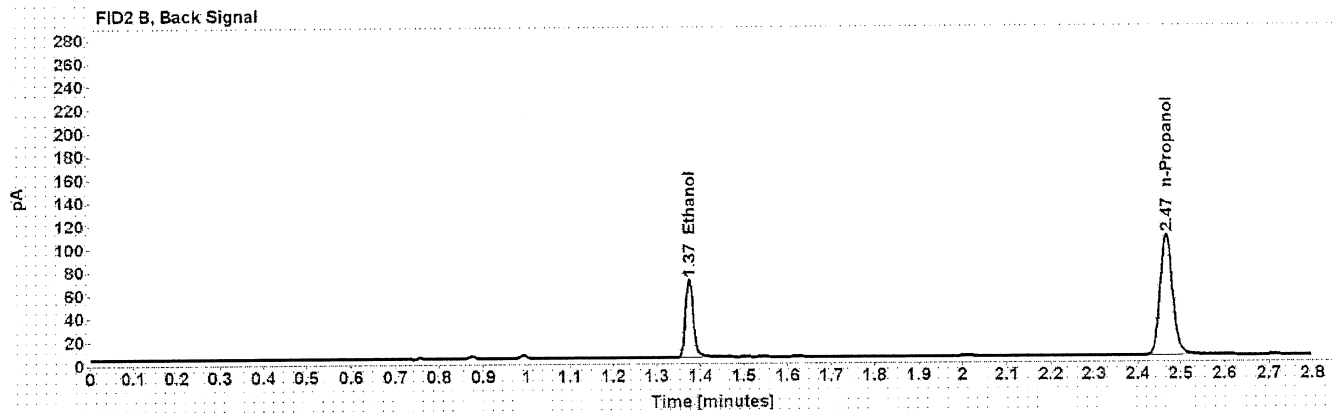
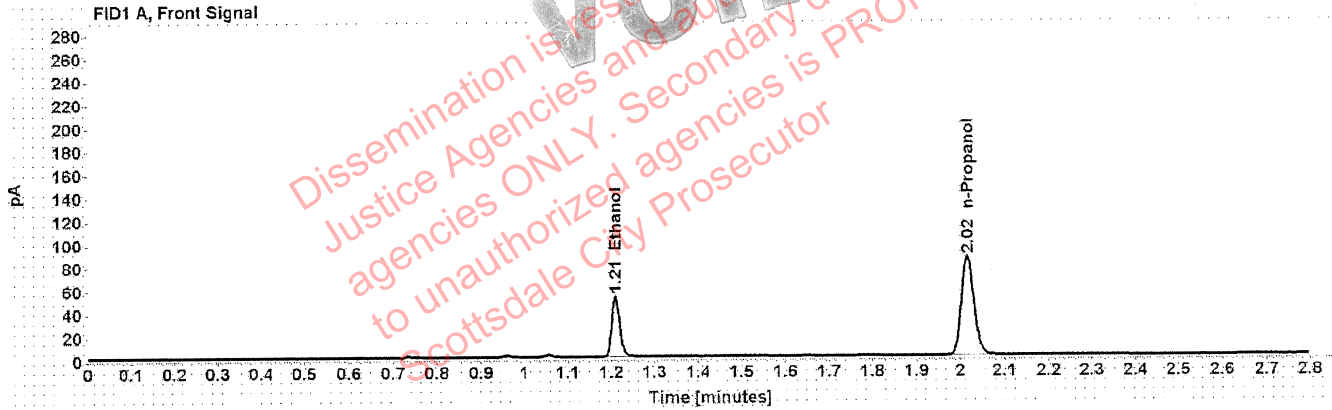


Table 1: FID 1 A (column DB-ALC1)

Compound	Amount (g/100mL)	Time (min)	Peak Area
>Ethanol	0.1076	1.210	67.370
n-Propanol	-----	2.016	170.815

Table 2: FID 2 B (column DB-ALC2)

Compound	Time (min)	Peak Area
Ethanol	1.374	83.612
n-Propanol	2.467	211.630

# Scottsdale Police Department Crime Lab Volatiles Analysis

Sample:	1377175	Vial:	37
Description:	[REDACTED]	LIMS ID:	[REDACTED]
Method:	ethanol quant.M	Sequence:	22Jun21
Instrument:	US14173023 CN14160045	Injection date:	6/22/2021 5:48:24 PM
Data file:	C:\Chem32\1\Data\22Jun21\37.D	Analyst:	Abbott <i>Oh</i>

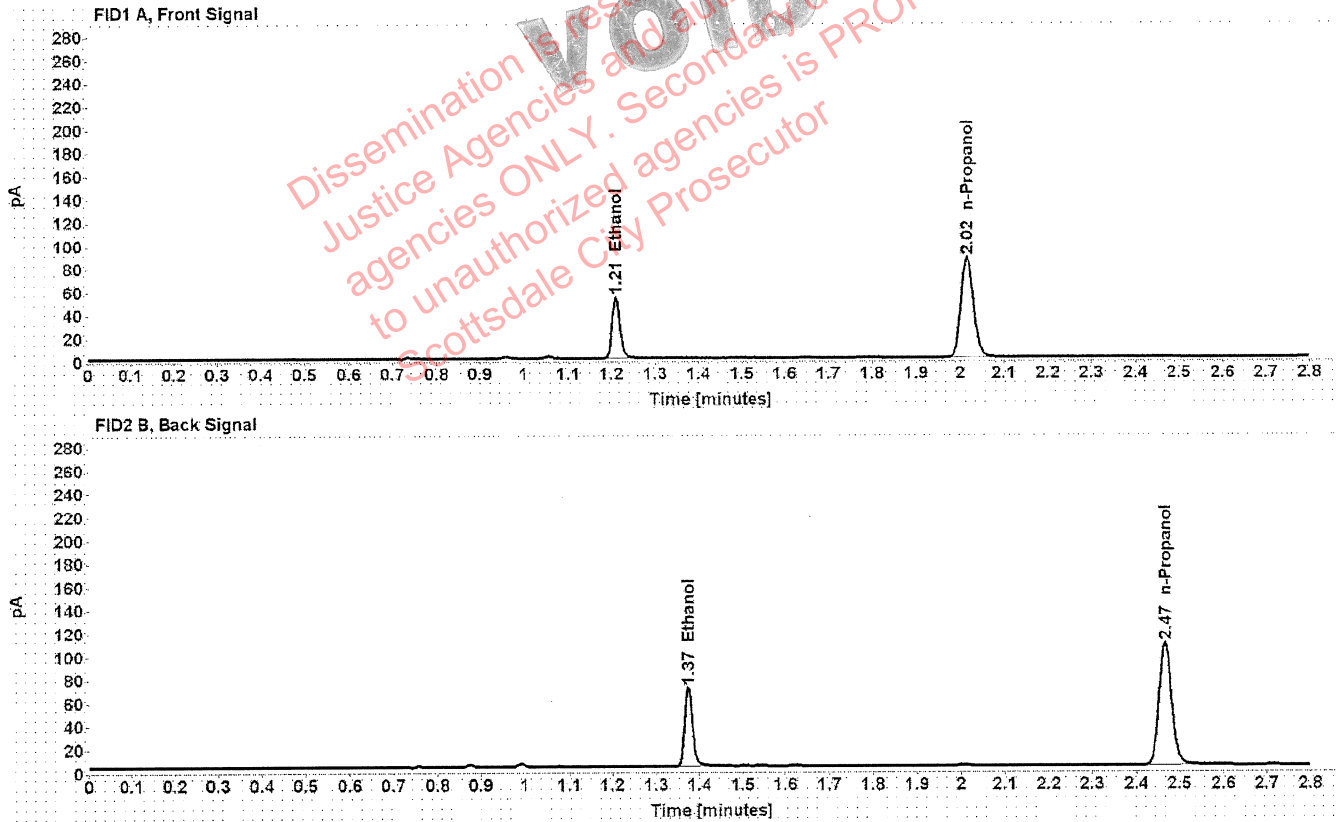


Table 1: FID 1 A (column DB-ALC1)

Compound	Amount (g/100mL)	Time (min)	Peak Area
>Ethanol	0.1076	1.210	68.090
n-Propanol	-----	2.016	172.605

Table 2: FID 2 B (column DB-ALC2)

Compound	Time (min)	Peak Area
Ethanol	1.374	84.433
n-Propanol	2.467	213.754



# Scottsdale Police Department Crime Lab Volatiles Analysis

Sample: 1375574	Vial: 38
Description: <span style="background-color: black; color: black;">XXXXXXXXXX</span>	LIMS ID: <span style="background-color: black; color: black;">XXXXXXXXXX</span>
Method: ethanol quant.M	Sequence: 22Jun21
Instrument: US14173023 CN14160045	Injection date: 6/22/2021 5:52:24 PM
Data file: C:\Chem32\1\Data\22Jun21\38.D	Analyst: Abbott <span style="float: right; font-family: cursive;">ah</span>

**VOID**  
 Dissemination is restricted to Criminal Justice Agencies and authorized ALP-C.J. agencies ONLY. Secondary dissemination to unauthorized agencies is PROHIBITED  
 Scottsdale City Prosecutor

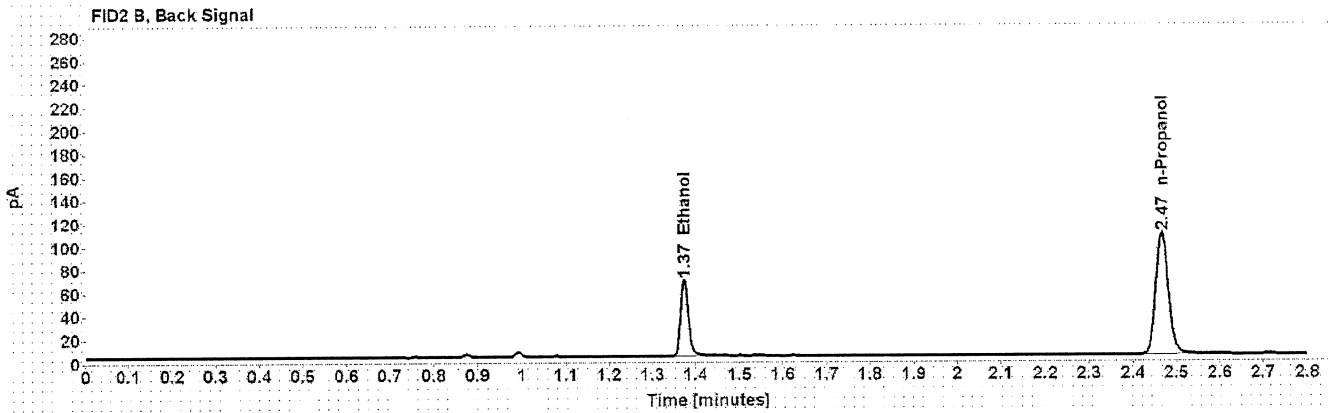
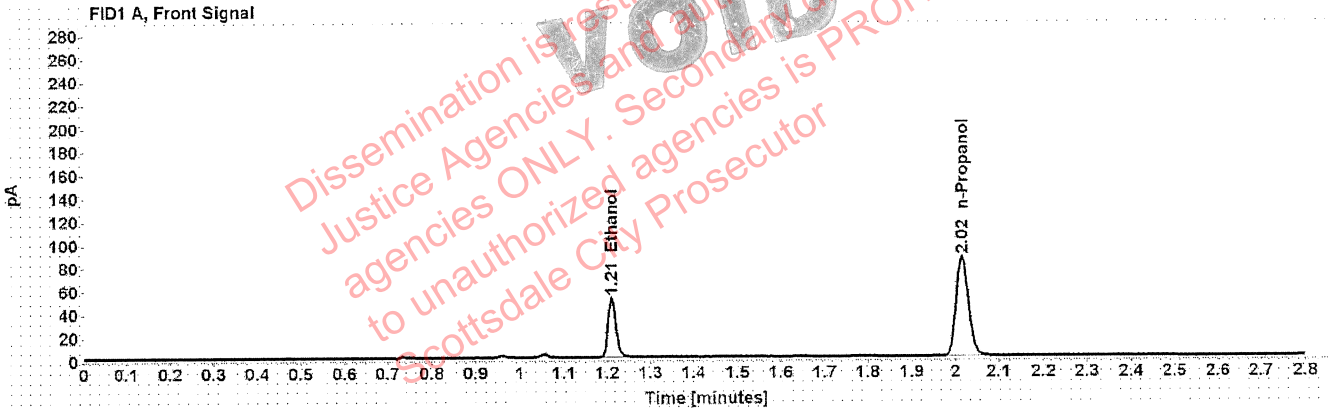


Table 1: FID 1 A (column DB-ALC1)

Compound	Amount (g/100mL)	Time (min)	Peak Area
>Ethanol	0.1042	1.210	65.606
n-Propanol	-----	2.016	171.828

Table 2: FID 2 B (column DB-ALC2)

Compound	Time (min)	Peak Area
Ethanol	1.374	81.353
n-Propanol	2.467	212.659

# Scottsdale Police Department Crime Lab Volatiles Analysis

Sample: 1375574	Vial: 39
Description: <span style="background-color: black; color: black;">XXXXXXXXXX</span>	LIMS ID: <span style="background-color: black; color: black;">XXXXXXXXXX</span>
Method: ethanol quant.M	Sequence: 22Jun21
Instrument: US14173023 CN14160045	Injection date: 6/22/2021 5:56:25 PM
Data file: C:\Chem32\1\Data\22Jun21\39.D	Analyst: Abbott <span style="float: right;">JH</span>

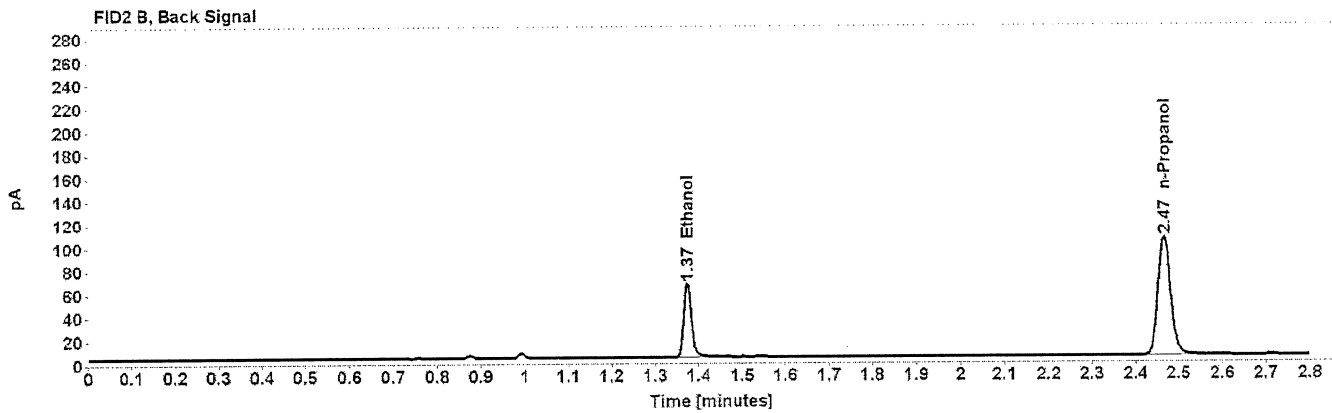
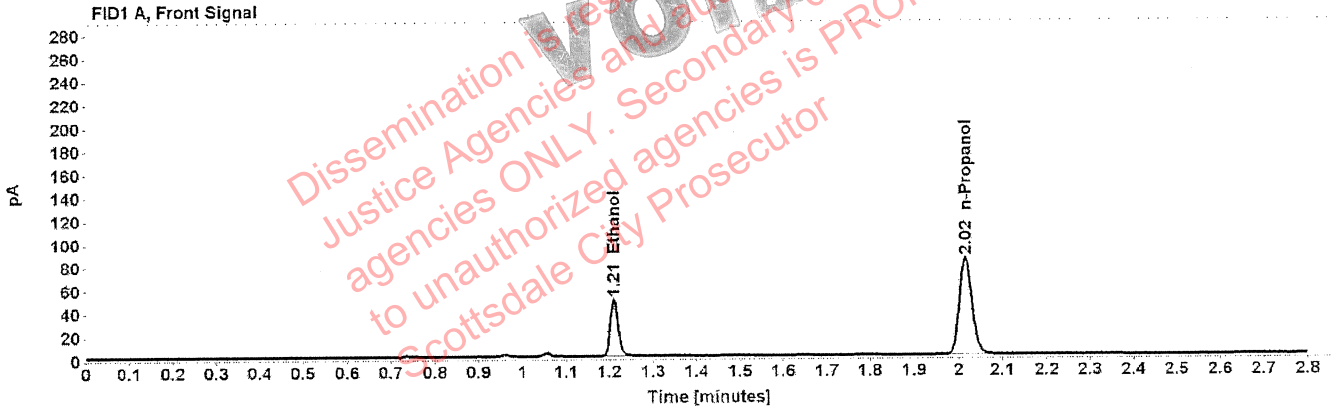


Table 1: FID 1 A (column DB-ALC1)

Compound	Amount (g/100mL)	Time (min)	Peak Area
>Ethanol	0.1031	1.210	63.261
n-Propanol	-----	2.016	167.442

Table 2: FID 2 B (column DB-ALC2)

Compound	Time (min)	Peak Area
Ethanol	1.374	78.235
n-Propanol	2.467	207.300

# Scottsdale Police Department Crime Lab Volatiles Analysis

Sample:	13501AM	Vial:	40
Description:	[REDACTED]	LIMS ID:	[REDACTED]
Method:	ethanol quant.M	Sequence:	22Jun21
Instrument:	US14173023 CN14160045	Injection date:	6/22/2021 6:00:24 PM
Data file:	C:\Chem32\1\Data\22Jun21\40.D	Analyst:	Abbott <i>ph</i>

**VOID**  
 Dissemination is restricted to Criminal Justice Agencies and authorized agencies ONLY. Secondary dissemination to unauthorized agencies is PROHIBITED  
 Scottsdale City Prosecutor

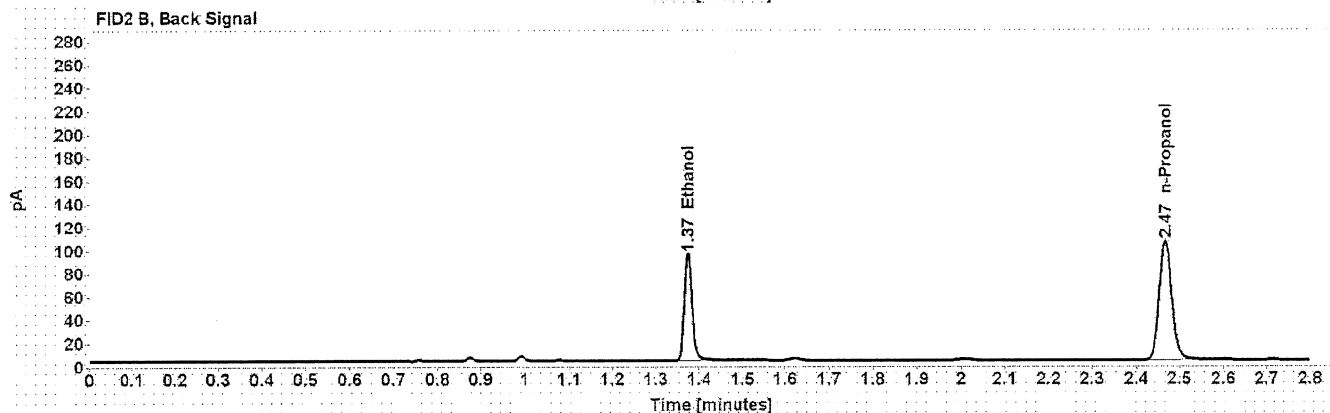
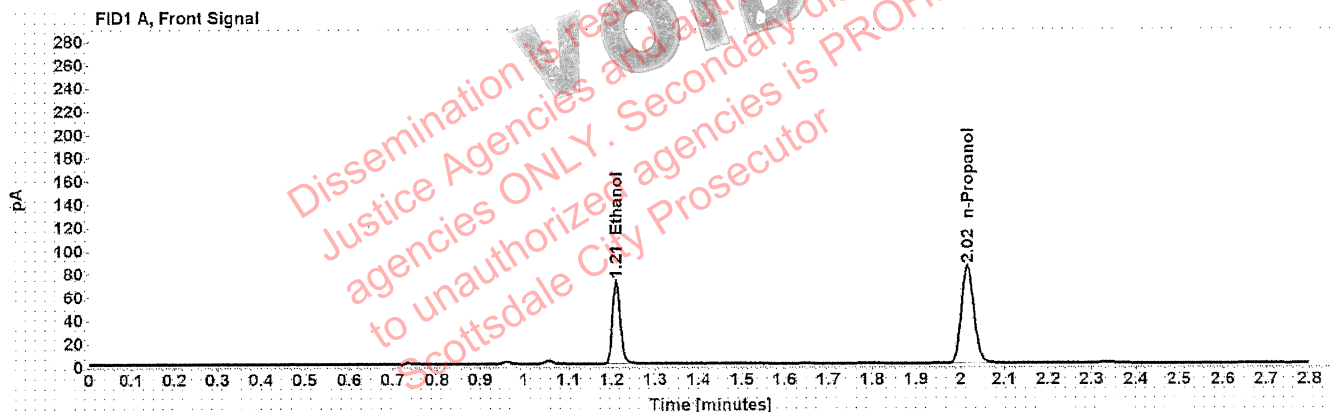


Table 1: FID 1 A (column DB-ALC1)

Compound	Amount (g/100mL)	Time (min)	Peak Area
>Ethanol	0.1469	1.210	91.725
n-Propanol	-----	2.016	169.665

Table 2: FID 2 B (column DB-ALC2)

Compound	Time (min)	Peak Area
Ethanol	1.374	114.201
n-Propanol	2.467	209.445

# Scottsdale Police Department Crime Lab Volatiles Analysis

Sample: 13501AM	Vial: 41
Description: <span style="background-color: black; color: black;">XXXXXXXXXX</span>	LIMS ID: <span style="background-color: black; color: black;">XXXXXXXXXX</span>
Method: ethanol quant.M	Sequence: 22Jun21
Instrument: US14173023 CN14160045	Injection date: 6/22/2021 6:04:23 PM
Data file: C:\Chem32\1\Data\22Jun21\41.D	Analyst: Abbott <span style="float: right;">Jh</span>

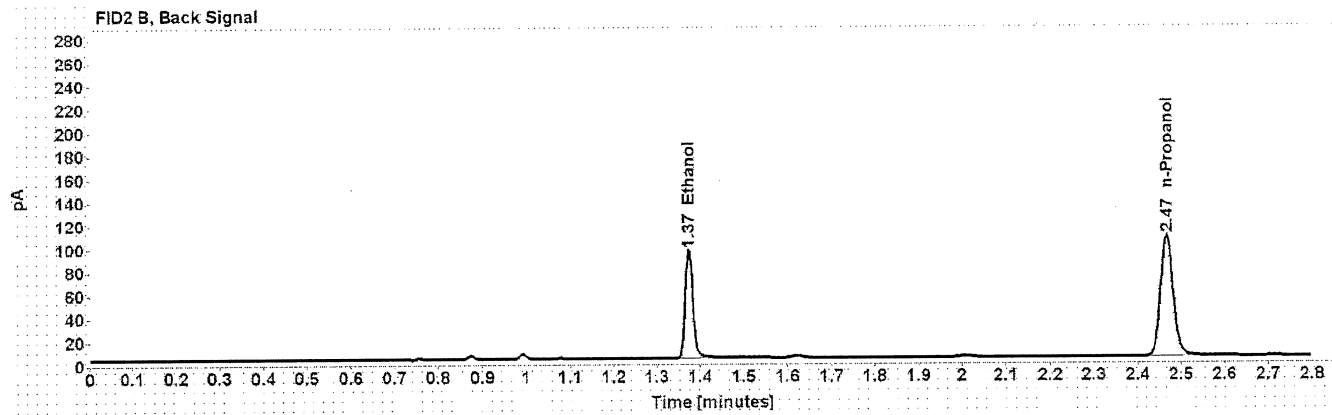
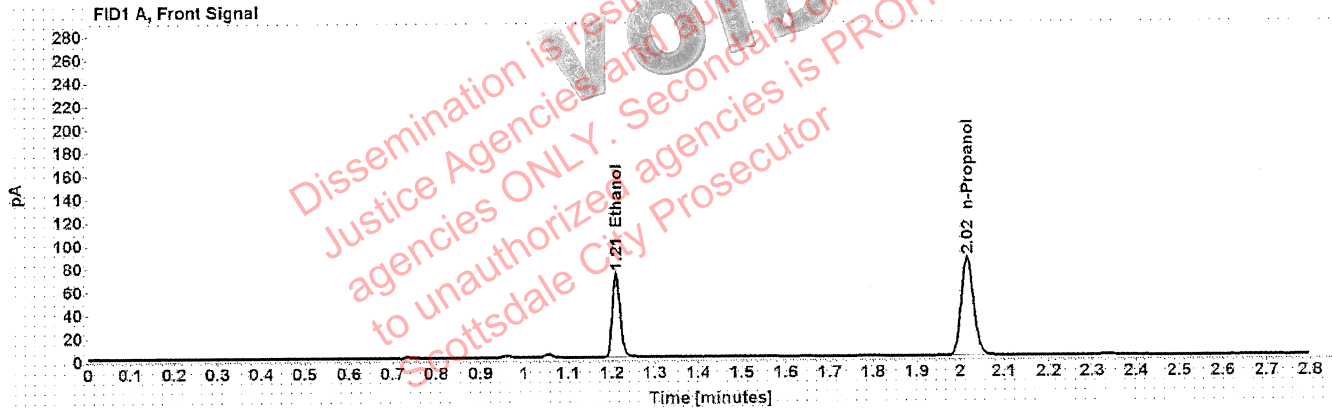


Table 1: FID 1 A (column DB-ALC1)

Compound	Amount (g/100mL)	Time (min)	Peak Area
>Ethanol	0.1481	1.210	92.629
n-Propanol	-----	2.016	169.864

Table 2: FID 2 B (column DB-ALC2)

Compound	Time (min)	Peak Area
Ethanol	1.374	115.379
n-Propanol	2.467	211.425

# Scottsdale Police Department Crime Lab Volatiles Analysis

Sample:	1375401	Vial:	43
Description:	[REDACTED]	LIMS ID:	[REDACTED]
Method:	ethanol quant.M	Sequence:	22Jun21
Instrument:	US14173023 CN14160045	Injection date:	6/22/2021 6:12:40 PM
Data file:	C:\Chem32\1\Data\22Jun21\43.D	Analyst:	Abbott <span style="float: right;">Jh</span>

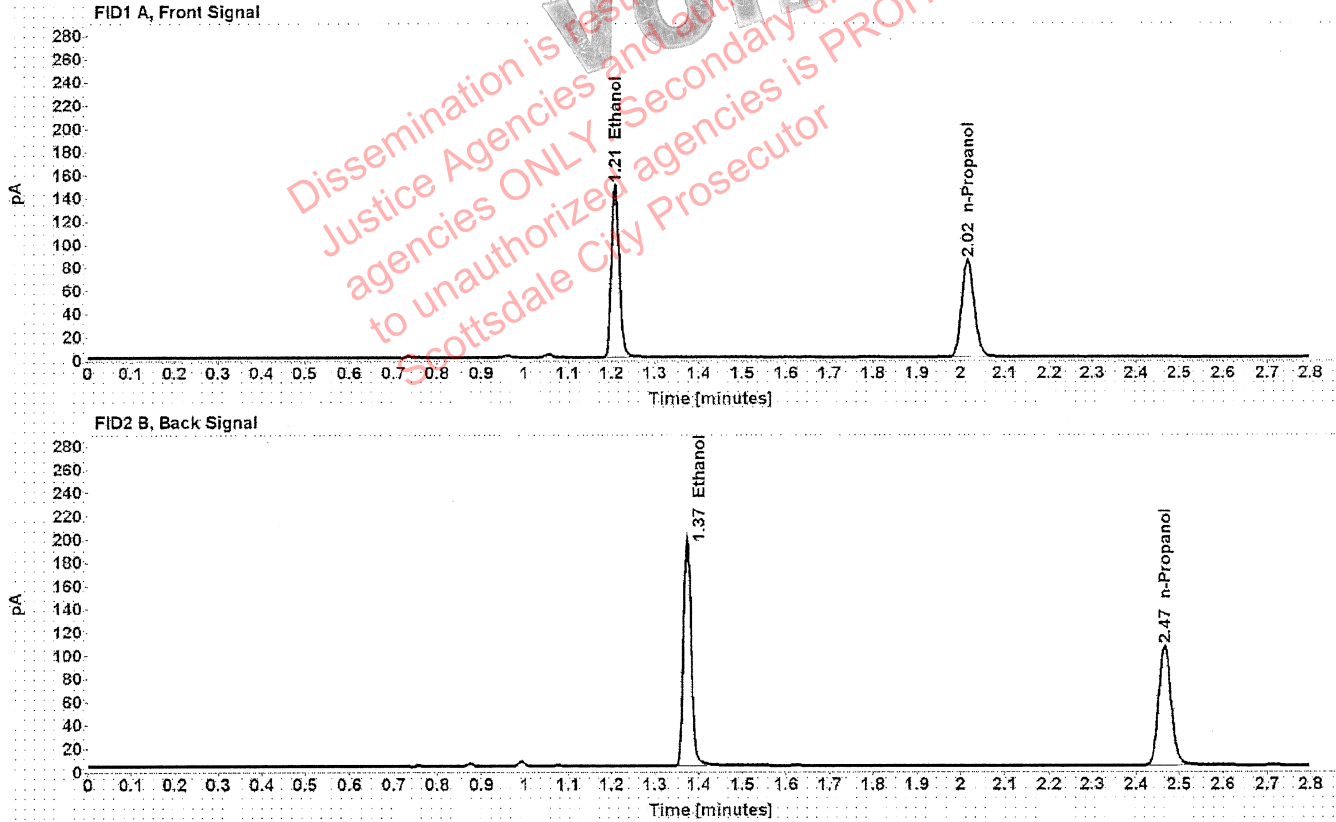


Table 1: FID 1 A (column DB-ALC1)

Compound	Amount (g/100mL)	Time (min)	Peak Area
>Ethanol	0.3061	1.209	190.987
n-Propanol	-----	2.016	168.515

Table 2: FID 2 B (column DB-ALC2)

Compound	Time (min)	Peak Area
Ethanol	1.374	238.897
n-Propanol	2.467	208.484

# Scottsdale Police Department Crime Lab Volatiles Analysis

Sample:	1375401	Vial:	44
Description:	[REDACTED]	LIMS ID:	[REDACTED]
Method:	ethanol quant.M	Sequence:	22Jun21
Instrument:	US14173023 CN14160045	Injection date:	6/22/2021 6:16:38 PM
Data file:	C:\Chem32\1\Data\22Jun21\44.D	Analyst:	Abbott <i>JA</i>

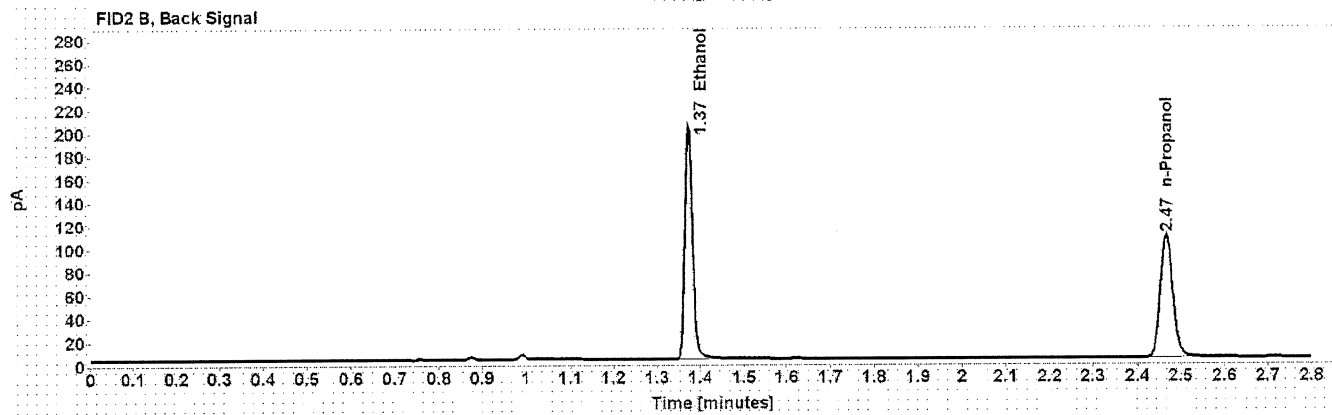
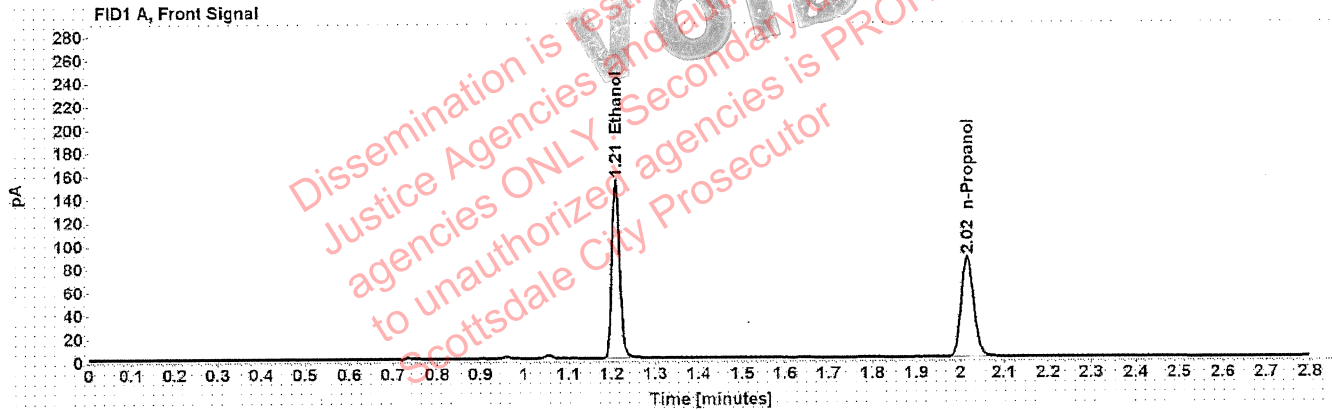


Table 1: FID 1 A (column DB-ALC1)

Compound	Amount (g/100mL)	Time (min)	Peak Area
>Ethanol	0.3066	1.209	196.295
n-Propanol	-----	2.016	172.903

Table 2: FID 2 B (column DB-ALC2)

Compound	Time (min)	Peak Area
Ethanol	1.374	245.699
n-Propanol	2.467	213.664

# Scottsdale Police Department Crime Lab Volatiles Analysis

Sample:	1377997	Vial:	45
Description:	[REDACTED]	LIMS ID:	[REDACTED]
Method:	ethanol quant.M	Sequence:	22Jun21
Instrument:	US14173023 CN14160045	Injection date:	6/22/2021 6:20:40 PM
Data file:	C:\Chem32\1\Data\22Jun21\45.D	Analyst:	Abbott <i>ph</i>

**VOID**  
 Dissemination is restricted to Criminal Justice Agencies and authorized ALP-C.J. agencies ONLY. Secondary dissemination to unauthorized agencies is PROHIBITED.  
 Scottsdale City Prosecutor

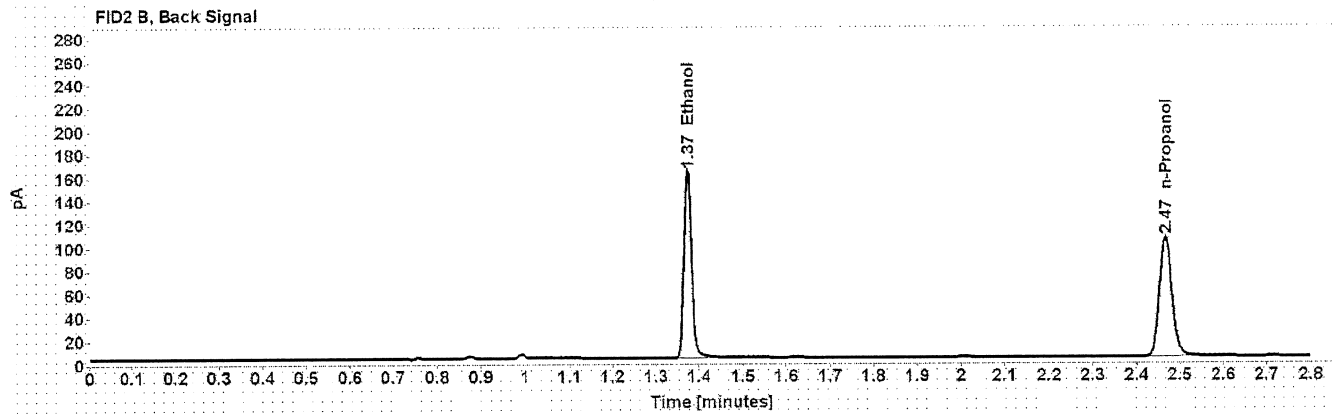
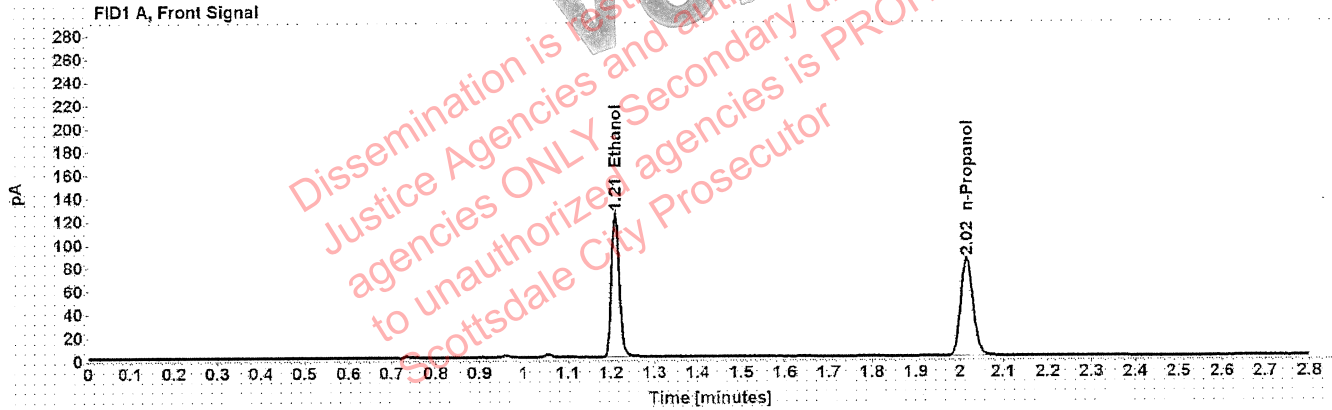


Table 1: FID 1 A (column DB-ALC1)

Compound	Amount (g/100mL)	Time (min)	Peak Area
>Ethanol	0.2549	1.209	158.804
n-Propanol	-----	2.016	168.454

Table 2: FID 2 B (column DB-ALC2)

Compound	Time (min)	Peak Area
Ethanol	1.374	198.454
n-Propanol	2.467	208.276

# Scottsdale Police Department Crime Lab Volatiles Analysis

Sample:	1377997	Vial:	46
Description:	[REDACTED]	LIMS ID:	[REDACTED]
Method:	ethanol quant.M	Sequence:	22Jun21
Instrument:	US14173023 CN14160045	Injection date:	6/22/2021 6:24:39 PM
Data file:	C:\Chem32\1\Data\22Jun21\46.D	Analyst:	Abbott <i>ah</i>

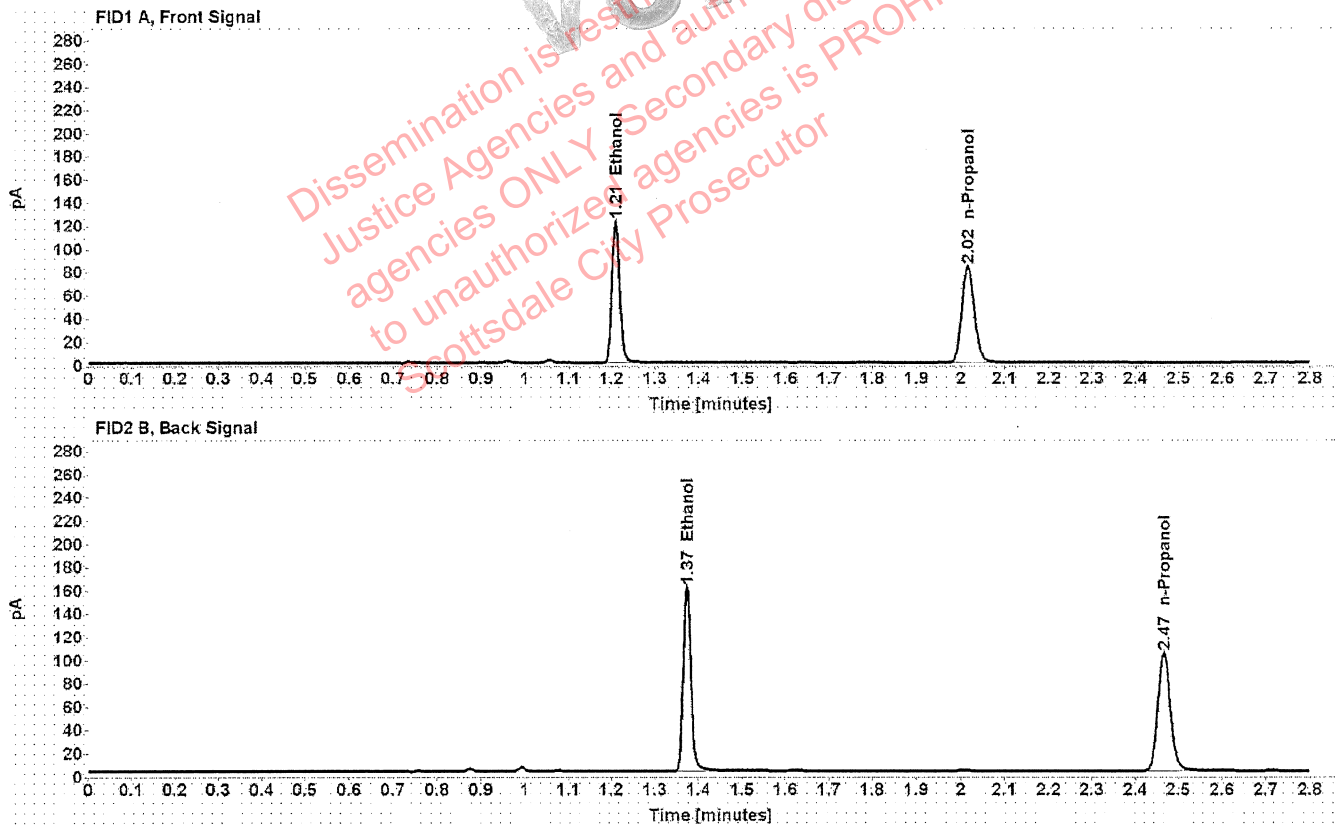


Table 1: FID 1 A (column DB-ALC1)

Compound	Amount (g/100mL)	Time (min)	Peak Area
>Ethanol	0.2539	1.209	156.305
n-Propanol	-----	2.016	166.430

Table 2: FID 2 B (column DB-ALC2)

Compound	Time (min)	Peak Area
Ethanol	1.374	195.456
n-Propanol	2.467	205.921



# Scottsdale Police Department Crime Lab Volatiles Analysis

Sample: 1377898	Vial: 47
Description: [REDACTED]	LIMS ID: [REDACTED]
Method: ethanol quant.M	Sequence: 22Jun21
Instrument: US14173023 CN14160045	Injection date: 6/22/2021 6:28:38 PM
Data file: C:\Chem32\1\Data\22Jun21\47.D	Analyst: Abbott <i>JA</i>

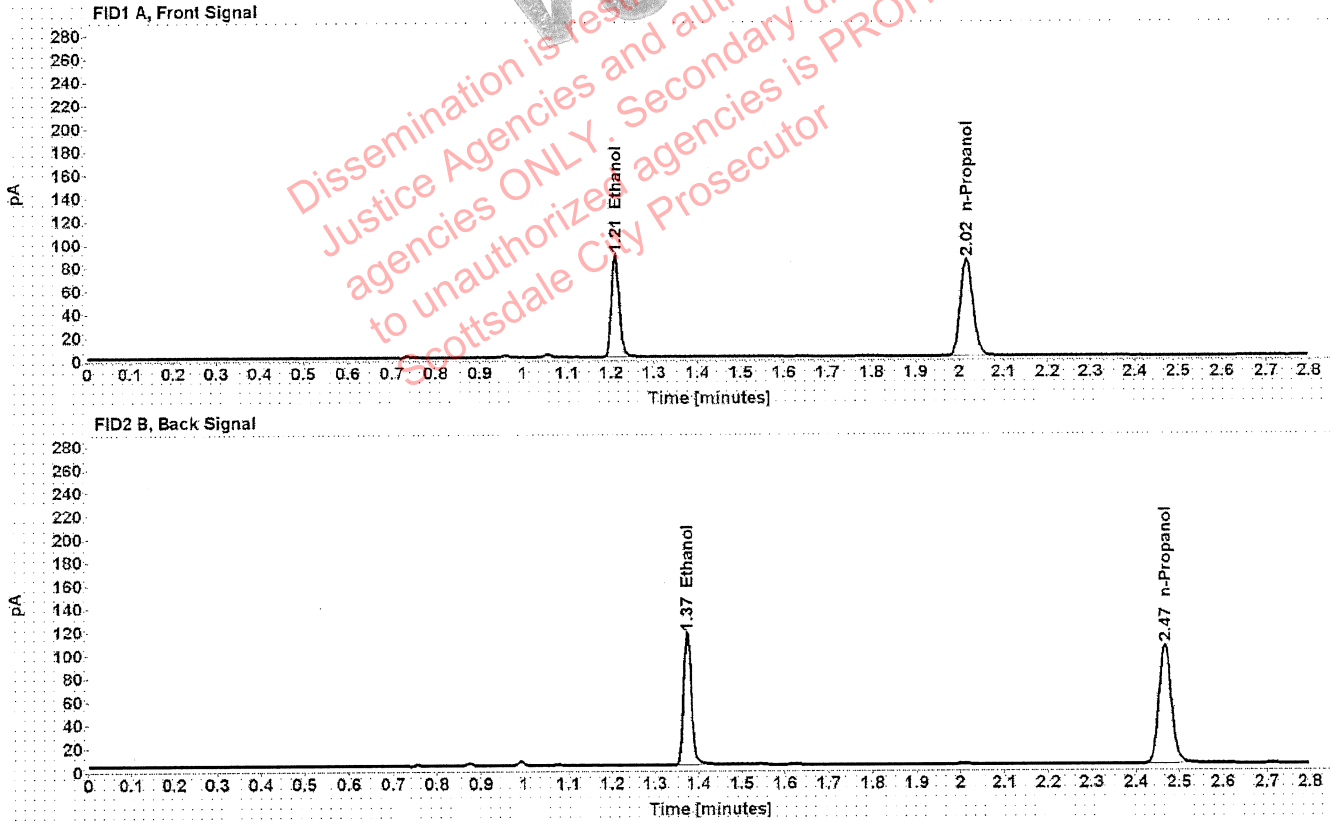


Table 1: FID 1 A (column DB-ALC1)

Compound	Amount (g/100mL)	Time (min)	Peak Area
>Ethanol	0.1820	1.210	112.652
n-Propanol	-----	2.016	167.772

Table 2: FID 2 B (column DB-ALC2)

Compound	Time (min)	Peak Area
Ethanol	1.374	140.339
n-Propanol	2.467	207.415

# Scottsdale Police Department Crime Lab Volatiles Analysis

Sample: 1377898	Vial: 48
Description: <span style="background-color: black; color: black;">XXXXXXXXXX</span>	LIMS ID: <span style="background-color: black; color: black;">XXXXXXXXXX</span>
Method: ethanol quant.M	Sequence: 22Jun21
Instrument: US14173023 CN14160045	Injection date: 6/22/2021 6:32:38 PM
Data file: C:\Chem32\1\Data\22Jun21\48.D	Analyst: Abbott <i>JA</i>

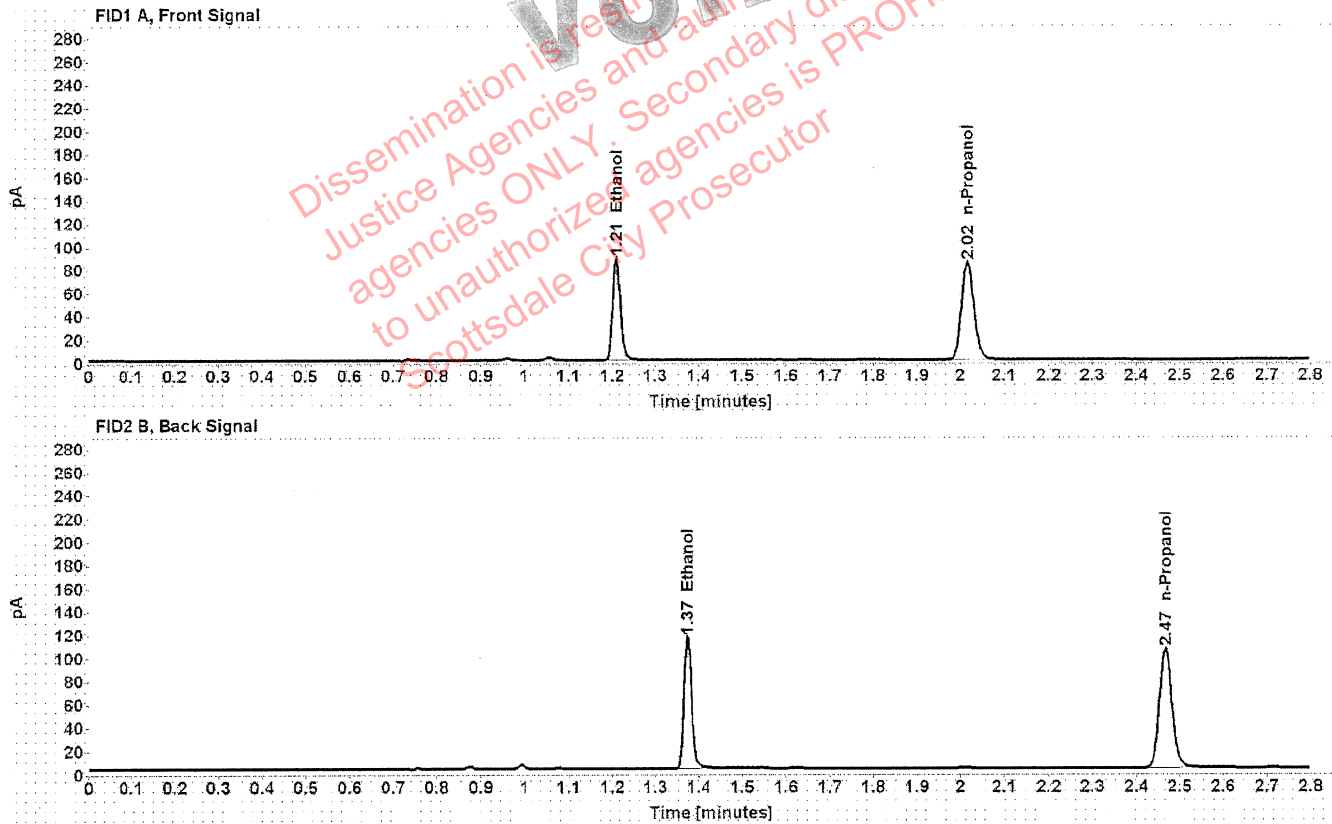


Table 1: FID 1 A (column DB-ALC1)

Compound	Amount (g/100mL)	Time (min)	Peak Area
>Ethanol	0.1813	1.210	112.657
n-Propanol	-----	2.016	168.413

Table 2: FID 2 B (column DB-ALC2)

Compound	Time (min)	Peak Area
Ethanol	1.374	140.350
n-Propanol	2.467	208.316

# Scottsdale Police Department Crime Lab Volatiles Analysis

<b>Sample:</b>	1336053	<b>Vial:</b>	49
<b>Description:</b>	[REDACTED]	<b>LIMS ID:</b>	[REDACTED]
<b>Method:</b>	ethanol quant.M	<b>Sequence:</b>	22Jun21
<b>Instrument:</b>	US14173023 CN14160045	<b>Injection date:</b>	6/22/2021 6:36:55 PM
<b>Data file:</b>	C:\Chem32\1\Data\22Jun21\49.D	<b>Analyst:</b>	Abbott <span style="float: right;">[Signature]</span>

**VOID**  
 Dissemination is restricted to Criminal Justice Agencies and authorized Law Enforcement agencies ONLY. Secondary dissemination to unauthorized agencies is PROHIBITED.  
 Scottsdale City Prosecutor

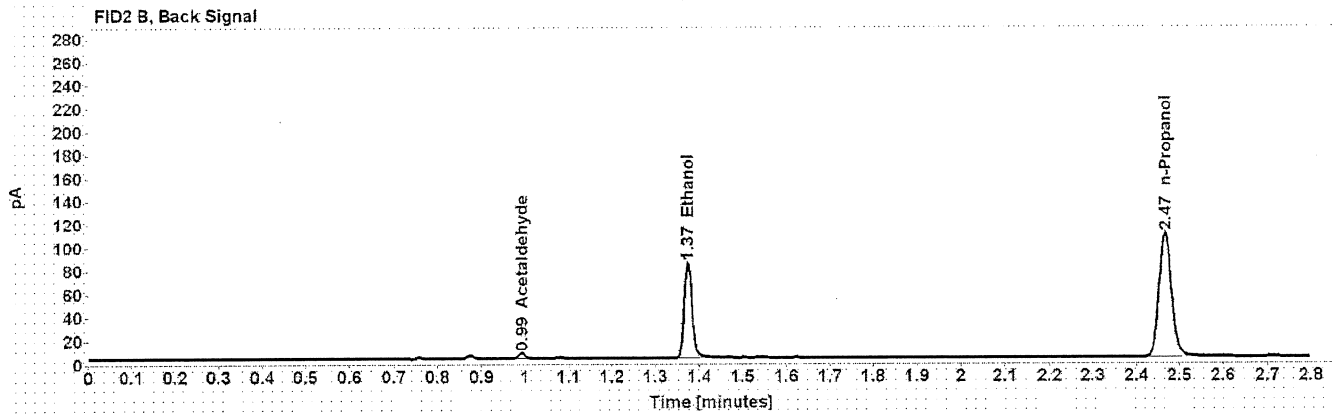
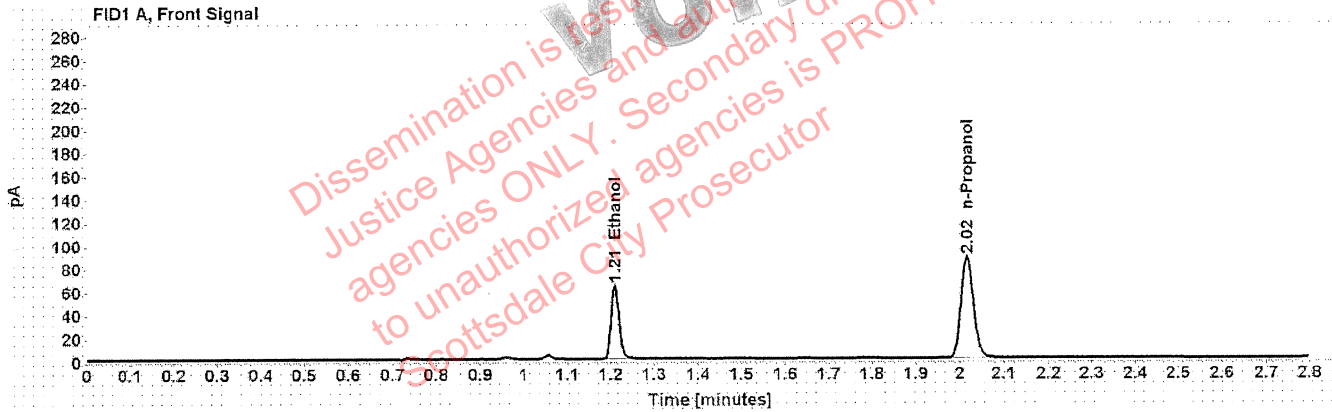


Table 1: FID 1 A (column DB-ALC1)

Compound	Amount (g/100mL)	Time (min)	Peak Area
>Ethanol	0.1274	1.210	81.891
n-Propanol	-----	2.016	174.977

Table 2: FID 2 B (column DB-ALC2)

Compound	Time (min)	Peak Area
Acetaldehyde	0.992	4.308
Ethanol	1.374	101.307
n-Propanol	2.467	216.861

# Scottsdale Police Department Crime Lab Volatiles Analysis

Sample:	1336053	Vial:	50
Description:	[REDACTED]	LIMS ID:	[REDACTED]
Method:	ethanol quant.M	Sequence:	22Jun21
Instrument:	US14173023 CN14160045	Injection date:	6/22/2021 6:40:56 PM
Data file:	C:\Chem32\1\Data\22Jun21\50.D	Analyst:	Abbott <span style="float: right;">gh</span>

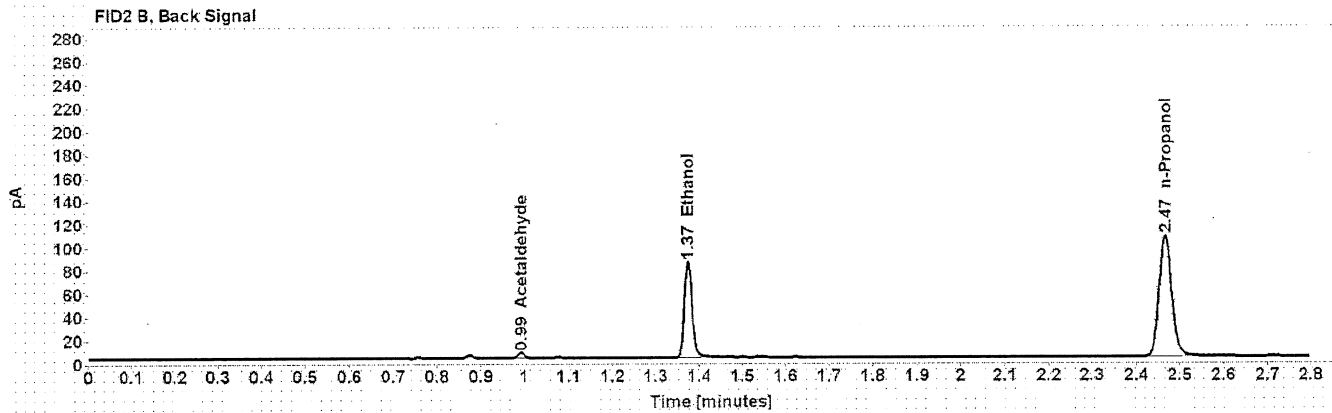
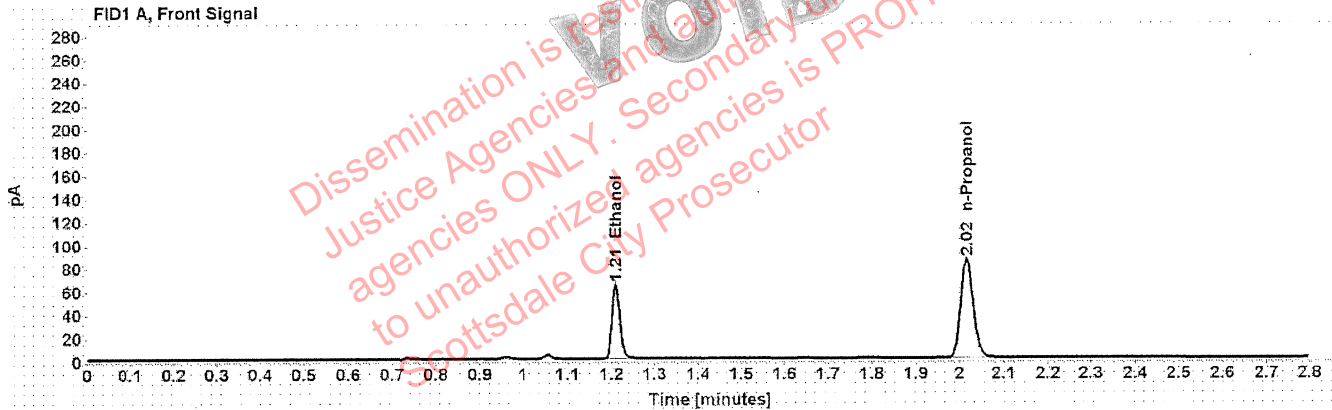


Table 1: FID 1 A (column DB-ALC1)

Compound	Amount (g/100mL)	Time (min)	Peak Area
>Ethanol	0.1313	1.210	82.395
n-Propanol	-----	2.016	170.704

Table 2: FID 2 B (column DB-ALC2)

Compound	Time (min)	Peak Area
Acetaldehyde	0.992	4.448
Ethanol	1.374	102.423
n-Propanol	2.467	211.663

# Scottsdale Police Department Crime Lab Volatiles Analysis

Sample:	1349438	Vial:	51
Description:	[REDACTED]	LIMS ID:	[REDACTED]
Method:	ethanol quant.M	Sequence:	22Jun21
Instrument:	US14173023 CN14160045	Injection date:	6/22/2021 6:44:53 PM
Data file:	C:\Chem32\1\Data\22Jun21\51.D	Analyst:	Abbott <span style="float: right;">[Signature]</span>

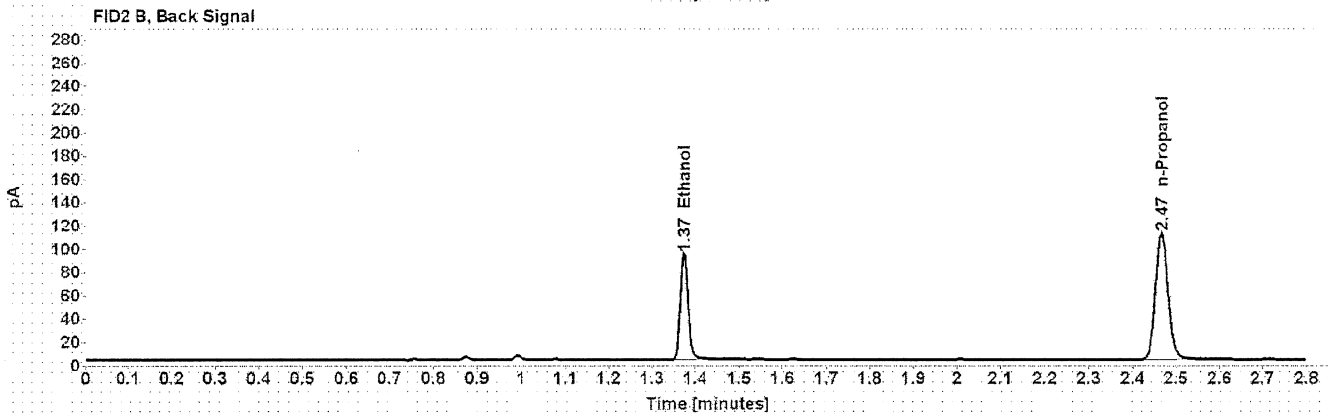
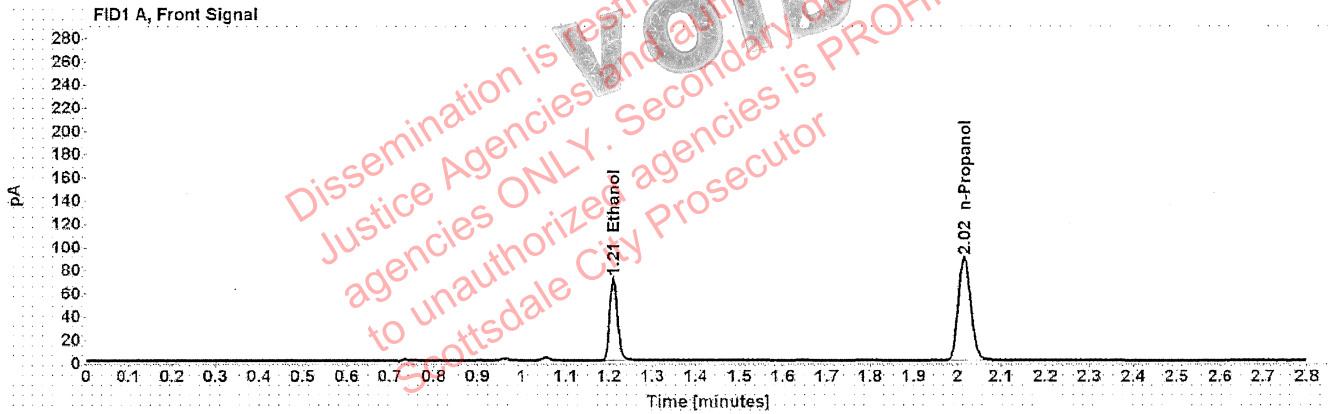


Table 1: FID 1 A (column DB-ALC1)

Compound	Amount (g/100mL)	Time (min)	Peak Area
>Ethanol	0.1388	1.210	90.834
n-Propanol	-----	2.016	177.956

Table 2: FID 2 B (column DB-ALC2)

Compound	Time (min)	Peak Area
Ethanol	1.374	113.188
n-Propanol	2.467	220.553

# Scottsdale Police Department Crime Lab Volatiles Analysis

Sample: 1349438	Vial: 52
Description: <span style="background-color: black; color: black;">XXXXXXXXXX</span>	LIMS ID: <span style="background-color: black; color: black;">XXXXXXXXXX</span>
Method: ethanol quant.M	Sequence: 22Jun21
Instrument: US14173023 CN14160045	Injection date: 6/22/2021 6:48:56 PM
Data file: C:\Chem32\1\Data\22Jun21\52.D	Analyst: Abbott <i>ol</i>

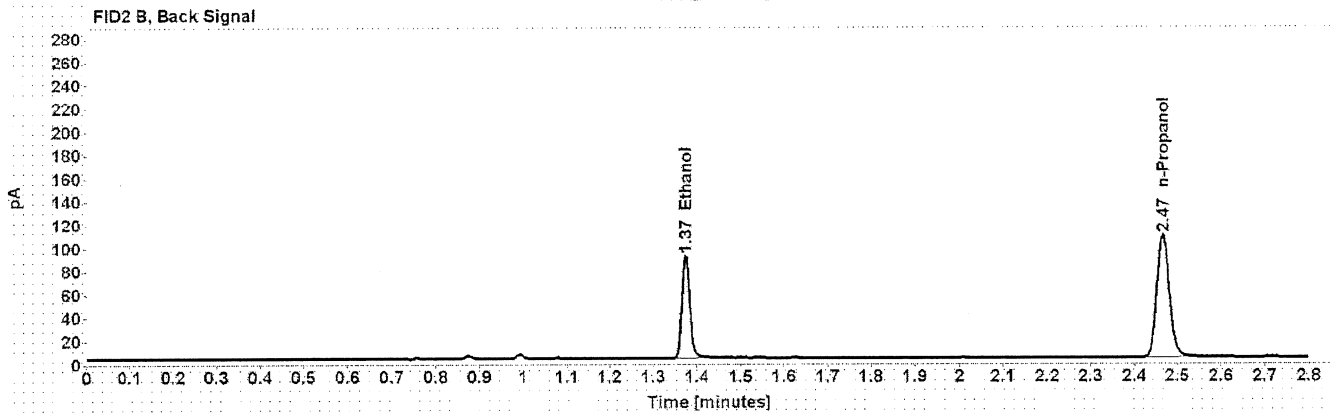
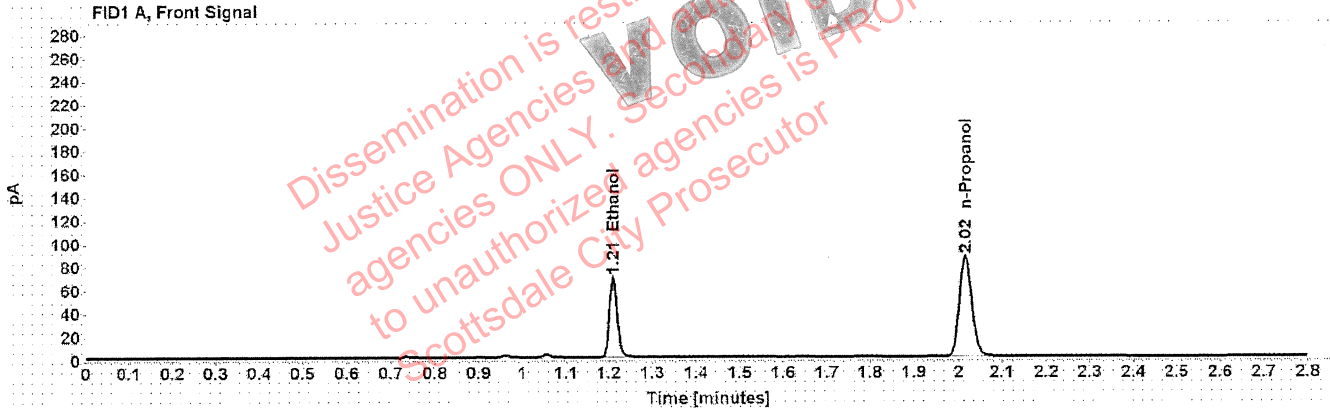


Table 1: FID 1 A (column DB-ALC1)

Compound	Amount (g/100mL)	Time (min)	Peak Area
>Ethanol	0.1385	1.210	88.133
n-Propanol	-----	2.016	173.005

Table 2: FID 2 B (column DB-ALC2)

Compound	Time (min)	Peak Area
Ethanol	1.374	109.516
n-Propanol	2.467	214.323