

SCOTTSDALE POLICE DEPARTMENT CRIME LABORATORY BLOOD ALCOHOL FACE SHEET

ANALYSIS DATE 12/21/2021 SEQUENCE NAME 21Dec21

EQUIPMENT

Pipettor Hamilton ML600EH7497 Hamilton ML600GJ10749
 Gas Chromatograph Agilent US14173023

INSTRUMENT CALIBRATION

Vial 1 0.02 calibrator Lot FN06141806 Coefficient of determination (r²)
 Vial 2 0.10 calibrator Lot FN05311902 0.99996
 Vial 3 0.20 calibrator Lot FN05101903
 Vial 4 0.40 calibrator Lot FN10051906

CALIBRATION VERIFICATION AND RESOLUTION TEST

Vial	Sample	Expected result	Measured result	Manufacturer/lot
5	Blank	Not detected	Not detected	SPD lab 100421AQ
6	Volatiles mixture	6 compounds	6 compounds	SPD lab 050721MIX
7	Aqueous control	0.400 g/dL	0.402 g/dL	Lipomed 11092018-A
8	Aqueous control	0.040 g/dL	0.041 g/dL	Lipomed 14082019-B
9	Blood control	0.199 g/dL	0.202 g/dL	ACQ 4110320133/2
20	Aqueous control	0.080 g/dL	0.081 g/dL	Lipomed 20012020-B
31	Aqueous control	0.080 g/dL	0.081 g/dL	Lipomed 20012020-B
42	Blood control	0.199 g/dL	0.202 g/dL	ACQ 4110320133/2
53	Aqueous control	0.080 g/dL	0.081 g/dL	Lipomed 20012020-B
64	Aqueous control	0.080 g/dL	0.080 g/dL	Lipomed 20012020-B
73	Aqueous control	0.400 g/dL	0.404 g/dL	Lipomed 11092018-A
74	Aqueous control	0.040 g/dL	0.041 g/dL	Lipomed 14082019-B
75	Blood control	0.199 g/dL	0.200 g/dL	ACQ 4110320133/2
76	Blank	Not detected	Not detected	SPD lab 111020WB

SUBJECT SAMPLES

Subjects in the sequence 29 Subjects requiring reanalysis 0

ADDITIONAL NOTES: All testing proceeded as expected.

Run valid Run invalid ASU Abbott Analyst
 Run valid Run invalid Philip Brooks Technical Reviewer

Scottsdale Police Department Crime Laboratory Sequence Quality Assurance Summary

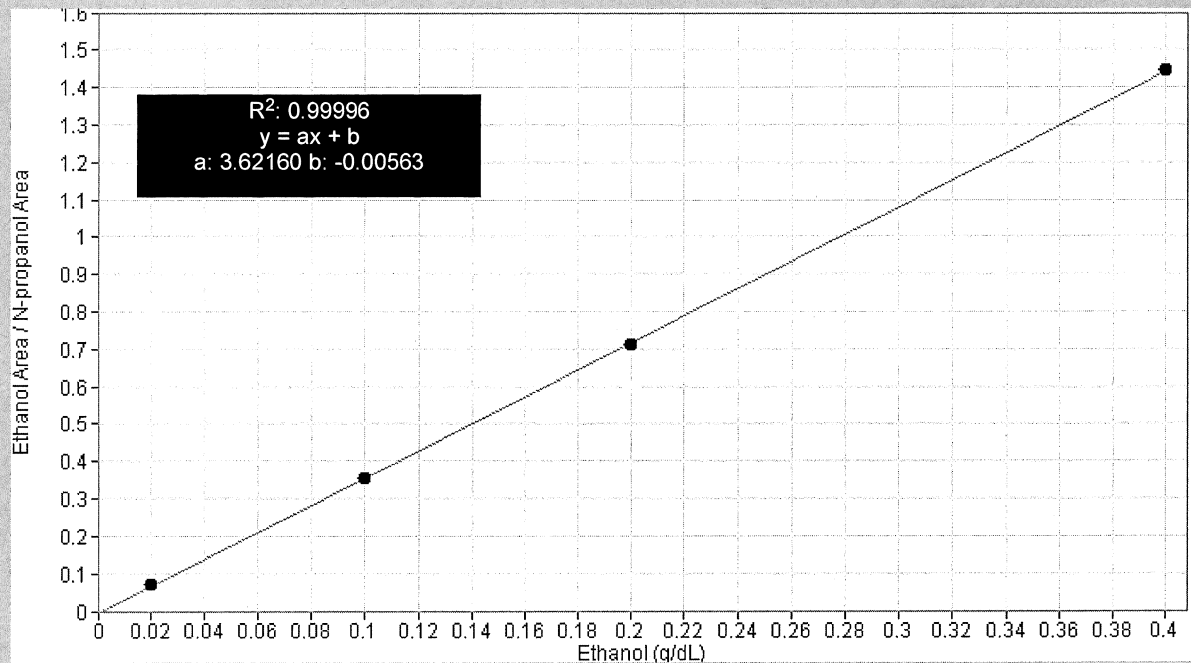
SEQUENCE NAME: 21Dec21

ANALYST: Abbott *Abbott*

Sample Name	Vial	Measured Value (g/dL)	Expected Value (g/dL)	Percent Difference	Absolute Difference (g/dL)
blank 100421AQ	5	negative	negative	-	-
0.400 11092018-A	7	0.402	0.400	0.50	0.002
0.040 14082019-B	8	0.041	0.040	2.50	0.001
0.199 4110320133/2	9	0.202	0.199	1.51	0.003
0.080 20012020-B	20	0.081	0.080	1.25	0.001
0.080 20012020-B	31	0.081	0.080	1.25	0.001
0.199 4110320133/2	42	0.202	0.199	1.51	0.003
0.080 20012020-B	53	0.081	0.080	1.25	0.001
0.080 20012020-B	64	0.080	0.080	0.00	0.000
0.400 11092018-A	73	0.404	0.400	1.00	0.004
0.040 14082019-B	74	0.041	0.040	2.50	0.001
0.199 4110320133/2	75	0.200	0.199	0.50	0.001
blank 111020WB	76	negative	negative	-	-

Calibrator	Ethanol Area	N-propanol Area	Ratio
0.020	11.668	166.930	0.070
0.100	59.698	167.820	0.356
0.200	119.991	168.047	0.714
0.400	243.727	168.623	1.445

Calibration Line



Scottsdale Police Department Crime Lab Volatiles Analysis

Sample: FN06141806	Vial: 1	
Description: 0.020 calibrator	Sequence: 21Dec21	
Method: ethanol quant.M	Injection date: 12/21/2021 1:55:14 PM	
Instrument: US14173023 CN14160045	Analyst: Abbott <i>gh</i>	
Data file: C:\Chem32\1\Data\21Dec21\1.D		

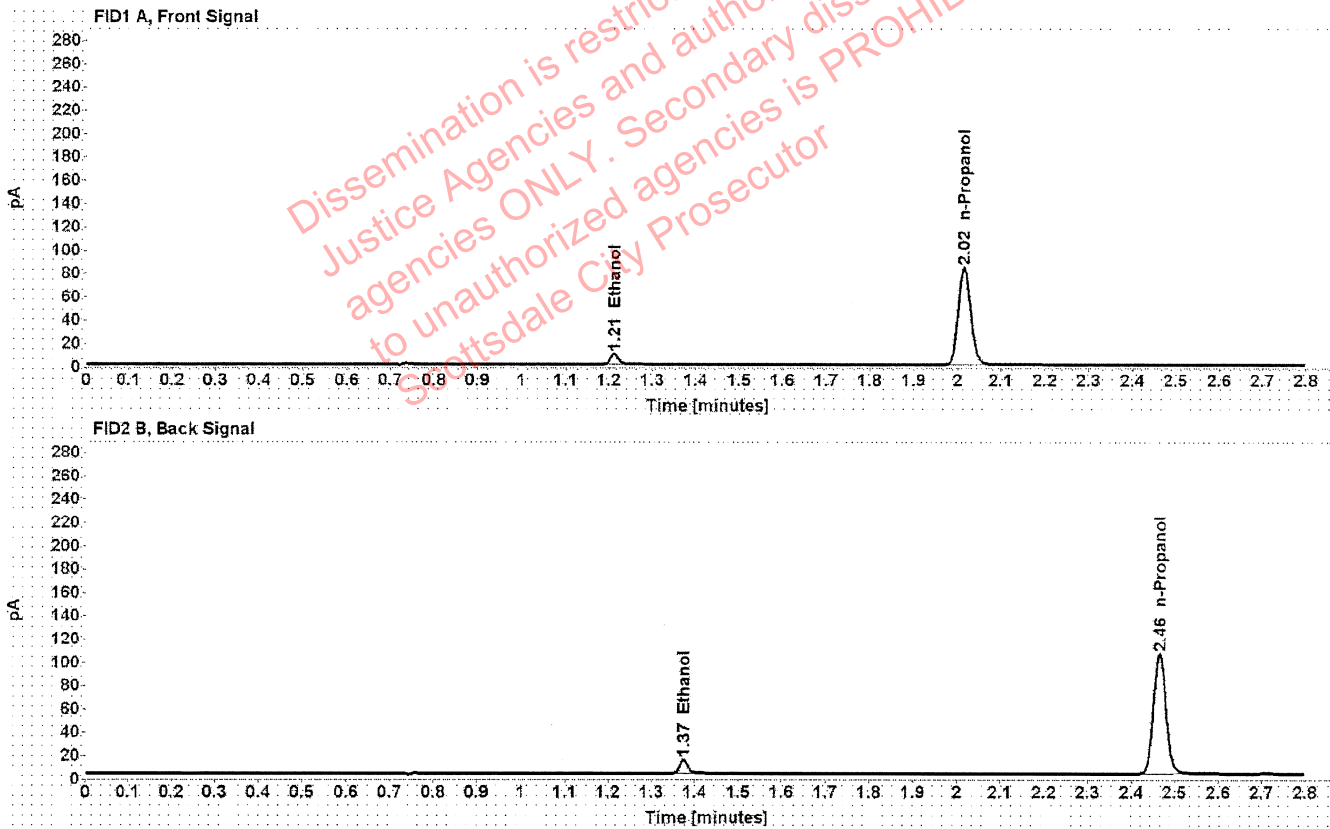


Table 1: FID 1 A (column DB-ALC1)

Compound	Time (min)	Peak Area
Ethanol	1.212	11.668
n-Propanol	2.015	166.930

Table 2: FID 2 B (column DB-ALC2)

Compound	Time (min)	Peak Area
Ethanol	1.374	14.515
n-Propanol	2.465	207.767

Scottsdale Police Department Crime Lab Volatiles Analysis

Sample: FN05311902	Vial: 2
Description: 0.100 calibrator	Sequence: 21Dec21
Method: ethanol quant.M	Injection date: 12/21/2021 1:59:14 PM
Instrument: US14173023 CN14160045	Analyst: Abbott <i>AK</i>
Data file: C:\Chem32\1\Data\21Dec21\2.D	

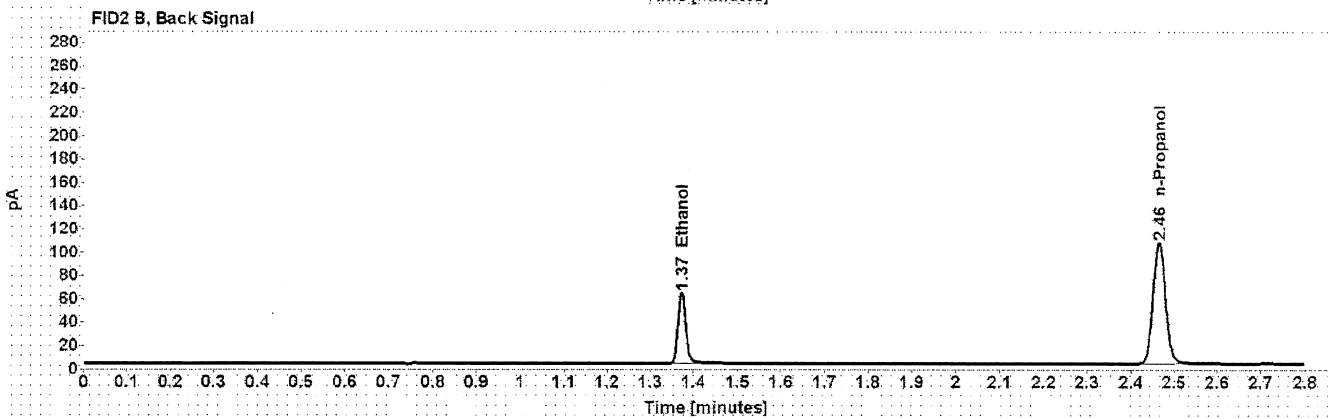
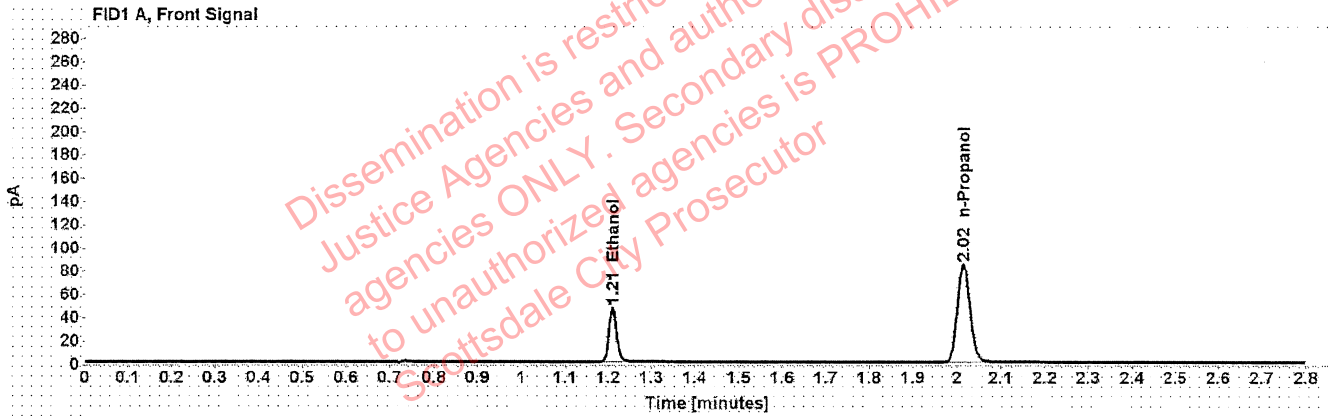


Table 1: FID 1 A (column DB-ALC1)

Compound	Time (min)	Peak Area
Ethanol	1.210	59.698
n-Propanol	2.015	167.820

Table 2: FID 2 B (column DB-ALC2)

Compound	Time (min)	Peak Area
Ethanol	1.373	74.869
n-Propanol	2.465	209.344

Scottsdale Police Department Crime Lab Volatiles Analysis

Sample: FN05101903	Vial: 3
Description: 0.200 calibrator	Sequence: 21Dec21
Method: ethanol quant.M	Injection date: 12/21/2021 2:03:15 PM
Instrument: US14173023 CN14160045	Analyst: Abbott <i>JA</i>
Data file: C:\Chem32\1\Data\21Dec21\3.D	

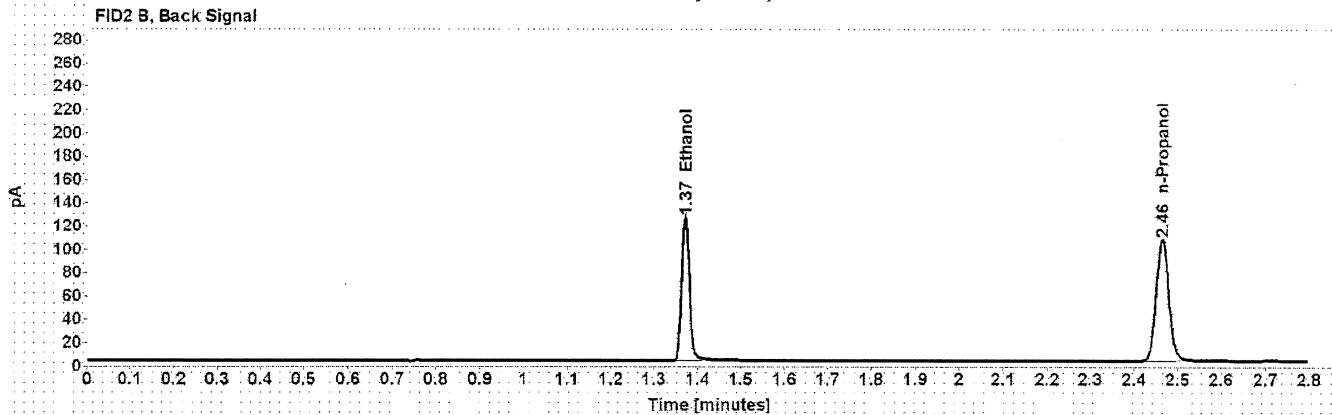
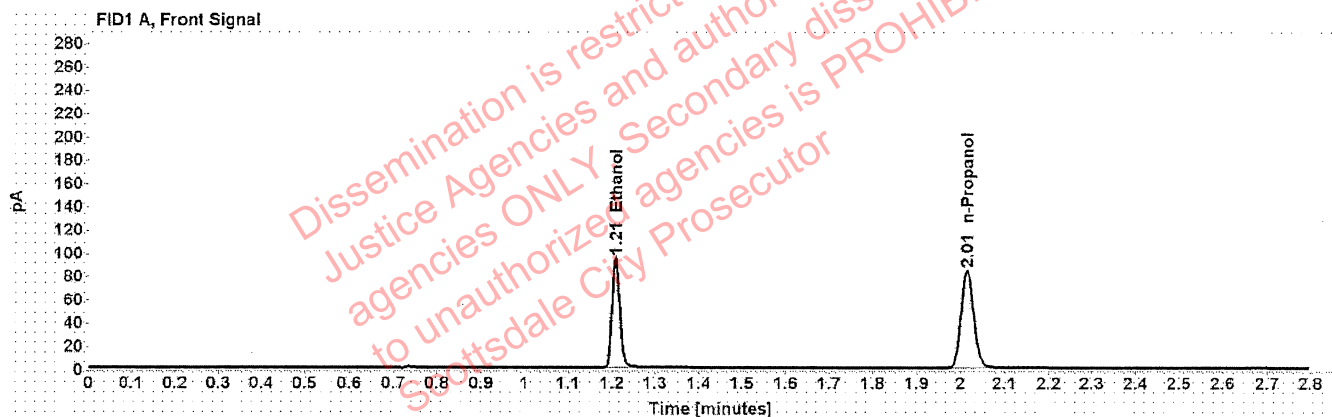


Table 1: FID 1 A (column DB-ALC1)

Compound	Time (min)	Peak Area
Ethanol	1.209	119.991
n-Propanol	2.015	168.047

Table 2: FID 2 B (column DB-ALC2)

Compound	Time (min)	Peak Area
Ethanol	1.372	150.813
n-Propanol	2.465	209.651

Scottsdale Police Department Crime Lab Volatiles Analysis

Sample: FN10051906	Vial: 4
Description: 0.400 calibrator	Sequence: 21Dec21
Method: ethanol quant.M	Injection date: 12/21/2021 2:07:13 PM
Instrument: US14173023 CN14160045	Analyst: Abbott <i>JA</i>
Data file: C:\Chem32\1\Data\21Dec21\4.D	

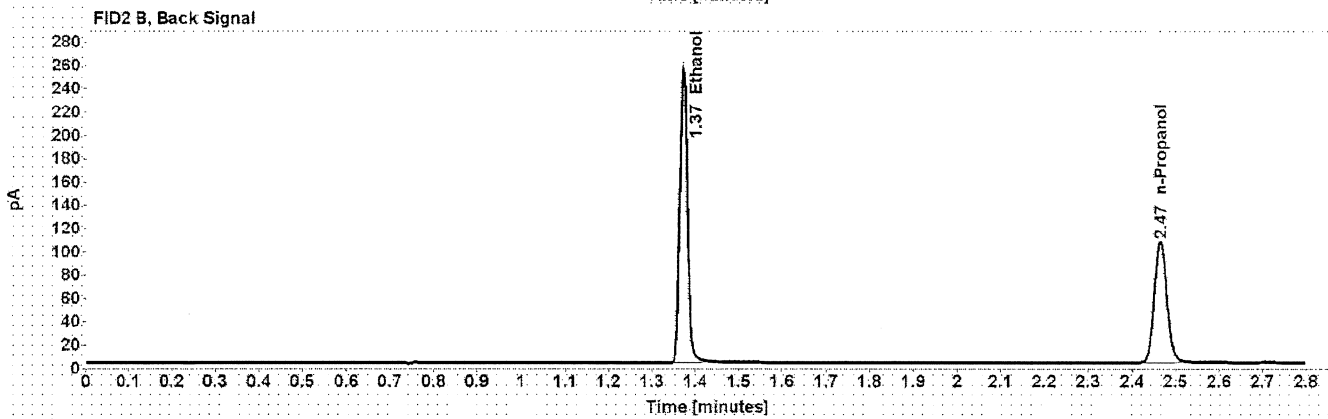
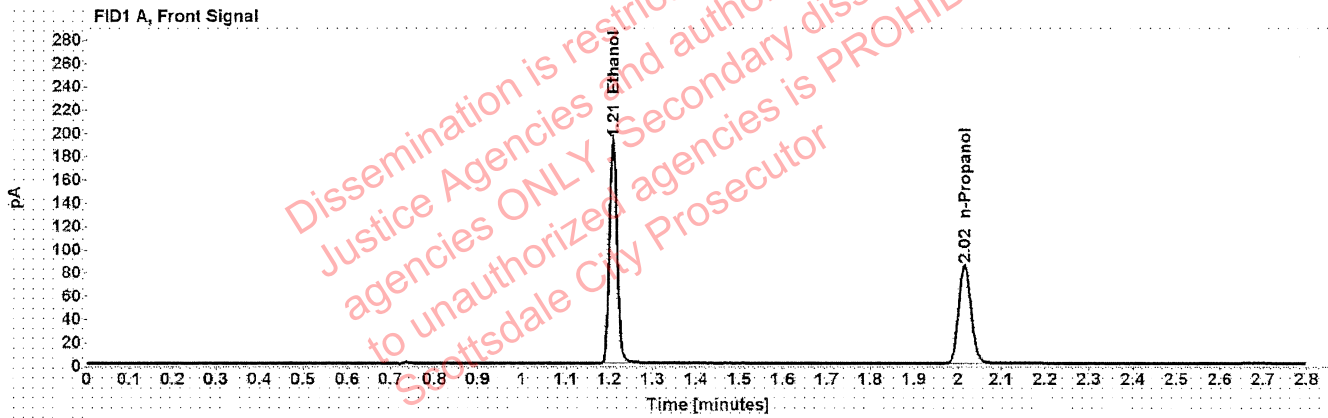


Table 1: FID 1 A (column DB-ALC1)

Compound	Time (min)	Peak Area
Ethanol	1.209	243.727
n-Propanol	2.015	168.623

Table 2: FID 2 B (column DB-ALC2)

Compound	Time (min)	Peak Area
Ethanol	1.372	307.285
n-Propanol	2.465	210.481

Scottsdale Police Department Crime Lab Volatiles Analysis

Sample: 100421AQ	Vial: 5
Description: Negative	LIMS ID:
Method: ethanol quant.M	Sequence: 21Dec21
Instrument: US14173023 CN14160045	Injection date: 12/21/2021 2:11:13 PM
Data file: C:\Chem32\1\Data\21Dec21\5.D	Analyst: Abbott JA

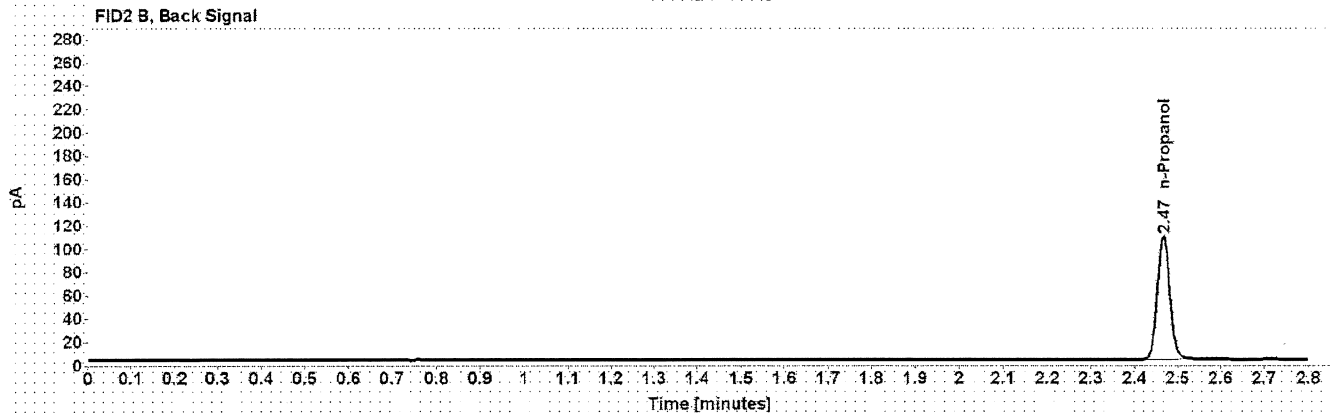
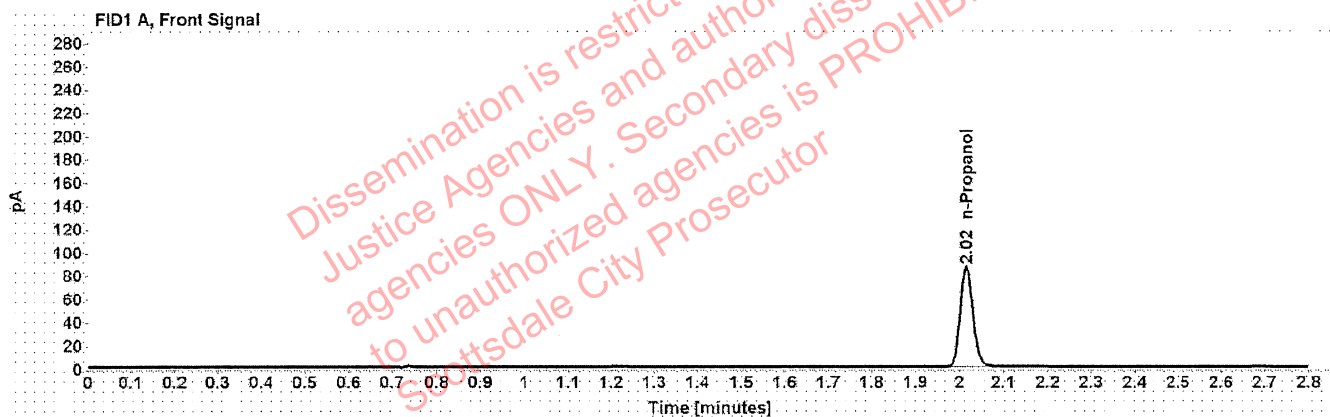


Table 1: FID 1 A (column DB-ALC1)

Compound	Amount (g/100mL)	Time (min)	Peak Area
n-Propanol	-----	2.016	171.673

Table 2: FID 2 B (column DB-ALC2)

Compound	Time (min)	Peak Area
n-Propanol	2.466	214.245

Scottsdale Police Department Crime Lab Volatiles Analysis

Sample: 050721MIX	Vial: 6
Description: Volatiles mix	LIMS ID:
Method: ethanol quant.M	Sequence: 21Dec21
Instrument: US14173023 CN14160045	Injection date: 12/21/2021 2:15:14 PM
Data file: C:\Chem32\1\Data\21Dec21\6.D	Analyst: Abbott <i>JA</i>

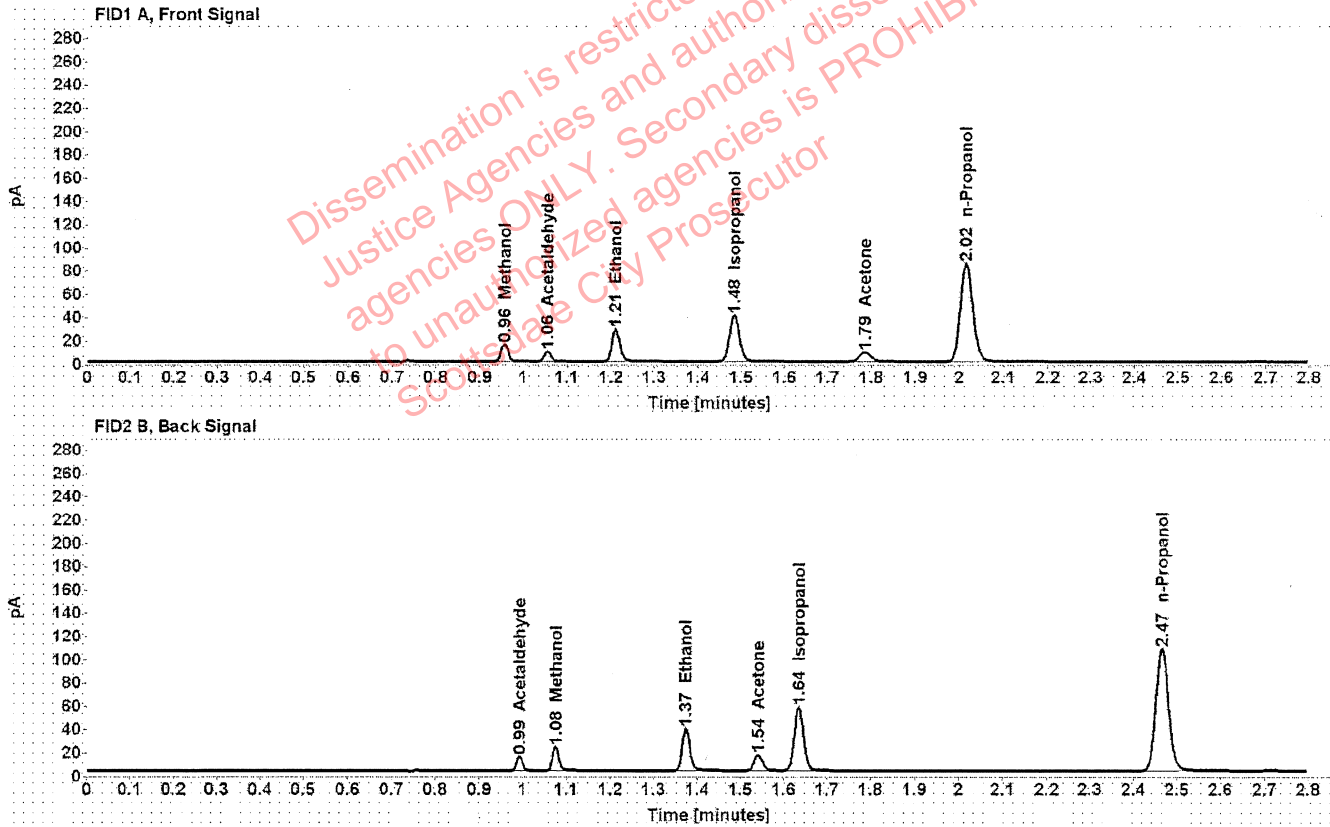


Table 1: FID 1 A (column DB-ALC1)

Compound	Amount (g/100mL)	Time (min)	Peak Area
Methanol	-----	0.957	16.799
Acetaldehyde	-----	1.055	8.921
>Ethanol	0.0596	1.211	35.473
Isopropanol	-----	1.484	63.760
Acetone	-----	1.785	14.037
n-Propanol	-----	2.016	168.719

Table 2: FID 2 B (column DB-ALC2)

Compound	Time (min)	Peak Area
Acetaldehyde	0.992	11.726
Methanol	1.075	21.671
Ethanol	1.374	44.396
Acetone	1.541	17.650
Isopropanol	1.635	81.994
n-Propanol	2.466	211.027

Scottsdale Police Department Crime Lab Volatiles Analysis

Sample:	11092018-A	Vial:	7
Description:	0.400	LIMS ID:	
Method:	ethanol quant.M	Sequence:	21Dec21
Instrument:	US14173023 CN14160045	Injection date:	12/21/2021 2:19:28 PM
Data file:	C:\Chem32\1\Data\21Dec21\7.D	Analyst:	Abbott DA

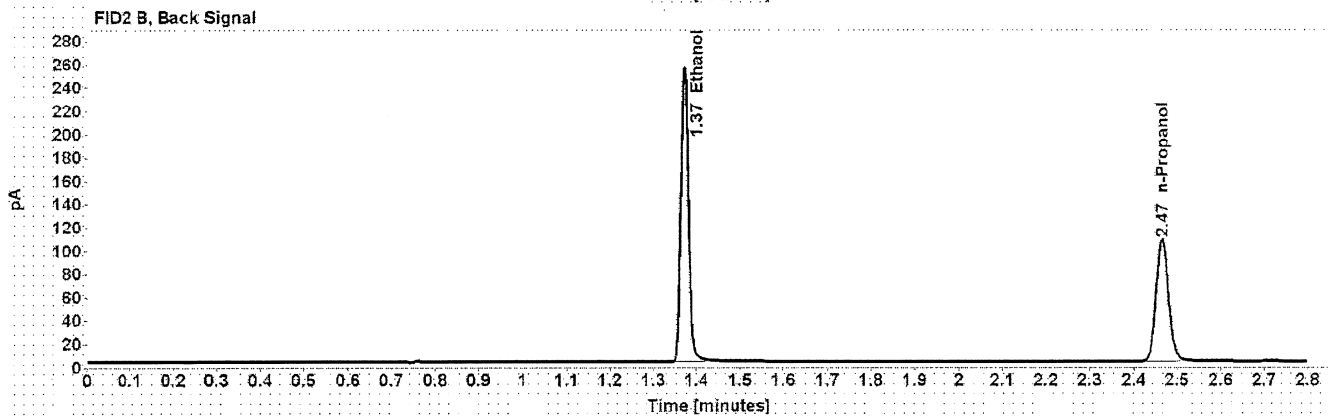
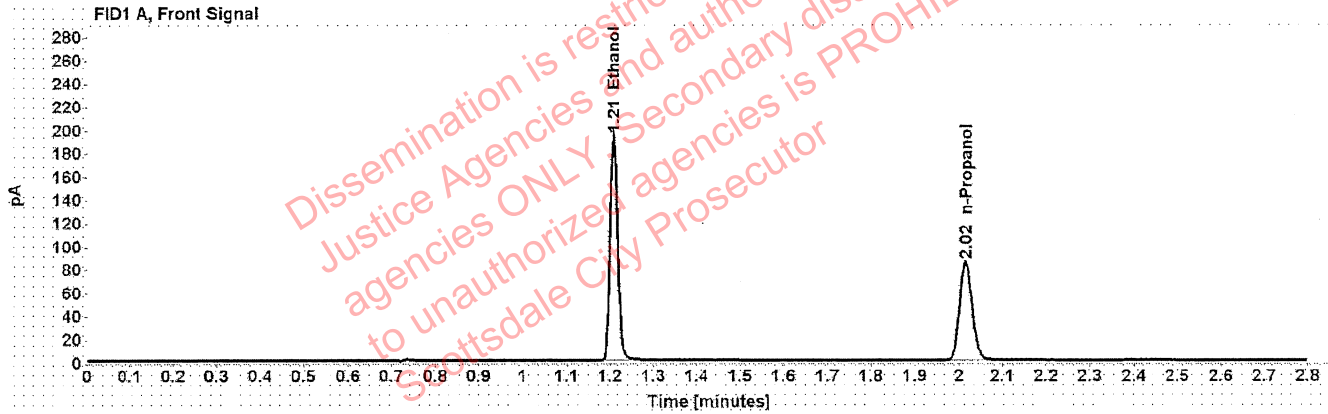


Table 1: FID 1 A (column DB-ALC1)

Compound	Amount (g/100mL)	Time (min)	Peak Area
>Ethanol	0.4025	1.209	245.051
n-Propanol	-----	2.016	168.777

Table 2: FID 2 B (column DB-ALC2)

Compound	Time (min)	Peak Area
Ethanol	1.373	309.693
n-Propanol	2.466	210.952

Scottsdale Police Department Crime Lab Volatiles Analysis

Sample:	14082019-B	Vial:	8
Description:	0.040	LIMS ID:	
Method:	ethanol quant.M	Sequence:	21Dec21
Instrument:	US14173023 CN14160045	Injection date:	12/21/2021 2:23:30 PM
Data file:	C:\Chem32\1\Data\21Dec21\8.D	Analyst:	Abbott DA

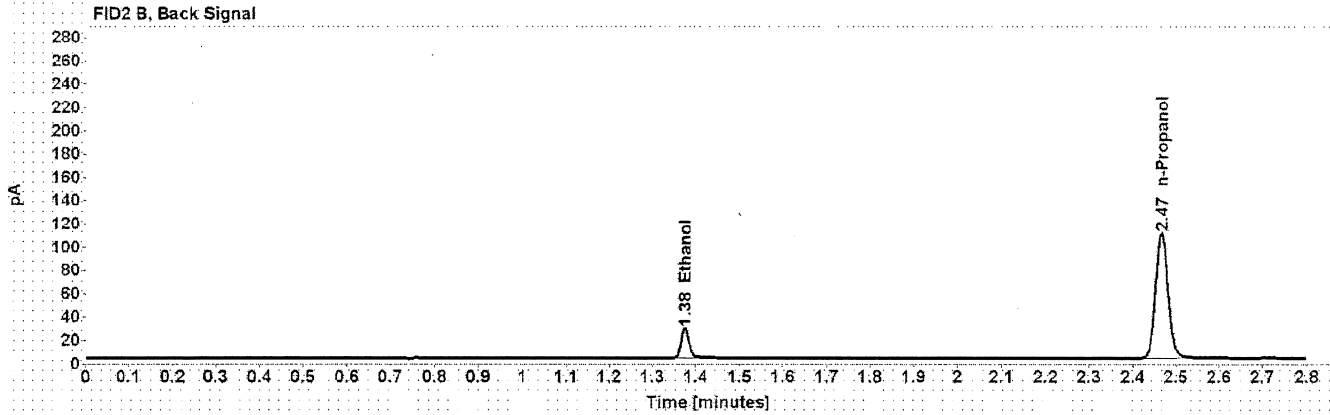
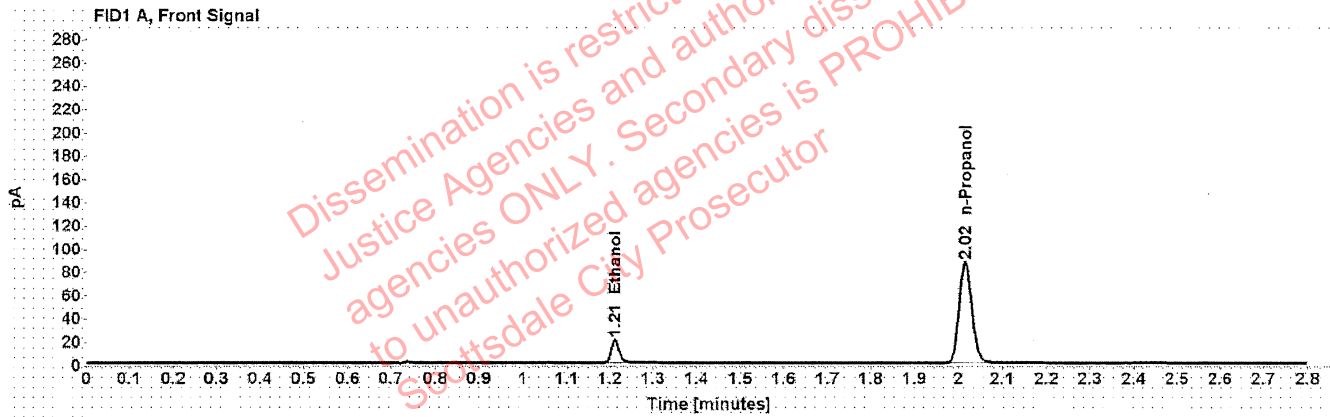


Table 1: FID 1 A (column DB-ALC1)

Compound	Amount (g/100mL)	Time (min)	Peak Area
>Ethanol	0.0419	1.212	25.287
n-Propanol	-----	2.016	173.255

Table 2: FID 2 B (column DB-ALC2)

Compound	Time (min)	Peak Area
Ethanol	1.375	31.789
n-Propanol	2.466	216.789

Scottsdale Police Department Crime Lab Volatiles Analysis

Sample:	4110320133/2	Vial:	9
Description:	0.199	LIMS ID:	
Method:	ethanol quant.M	Sequence:	21Dec21
Instrument:	US14173023 CN14160045	Injection date:	12/21/2021 2:27:28 PM
Data file:	C:\Chem32\1\Data\21Dec21\9.D	Analyst:	Abbott <i>JA</i>

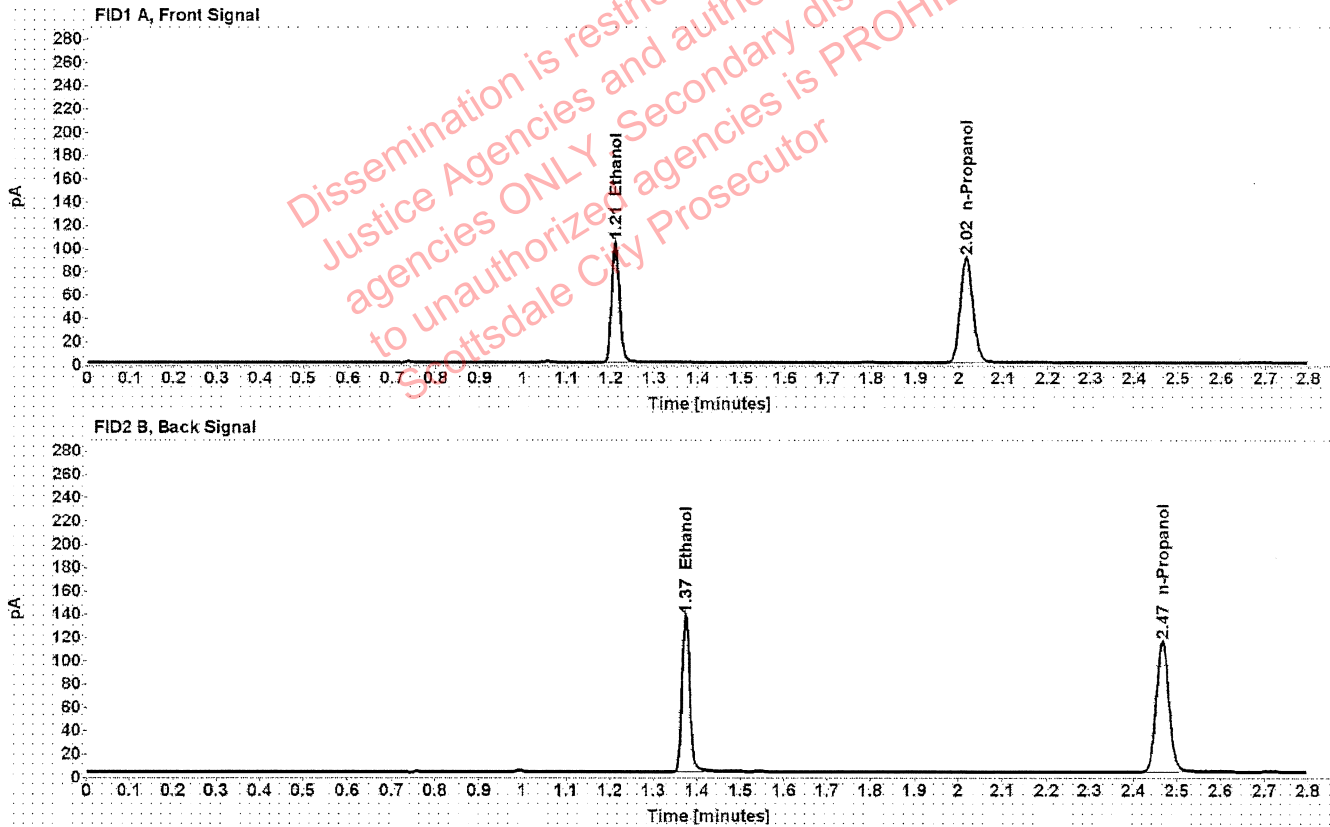


Table 1: FID 1 A (column DB-ALC1)

Compound	Amount (g/100mL)	Time (min)	Peak Area
>Ethanol	0.2027	1.210	131.352
n-Propanol	-----	2.016	180.285

Table 2: FID 2 B (column DB-ALC2)

Compound	Time (min)	Peak Area
Ethanol	1.374	165.912
n-Propanol	2.467	226.147

Scottsdale Police Department Crime Lab Volatiles Analysis

Sample: 20012020-B	Vial: 20
Description: 0.080	LIMS ID:
Method: ethanol quant.M	Sequence: 21Dec21
Instrument: US14173023 CN14160045	Injection date: 12/21/2021 3:11:58 PM
Data file: C:\Chem32\1\Data\21Dec21\20.D	Analyst: Abbott

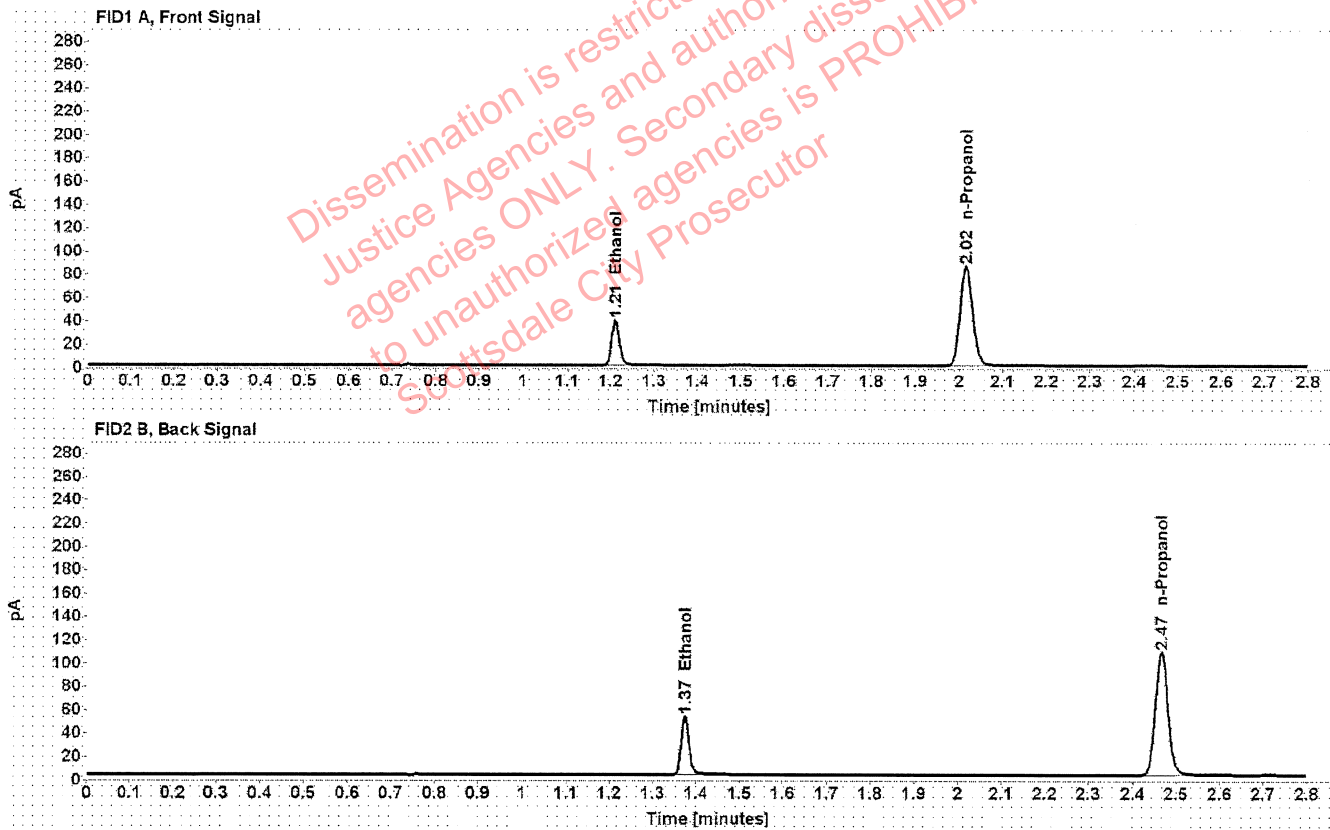


Table 1: FID 1 A (column DB-ALC1)

Compound	Amount (g/100mL)	Time (min)	Peak Area
>Ethanol	0.0810	1.211	49.052
n-Propanol	-----	2.016	170.416

Table 2: FID 2 B (column DB-ALC2)

Compound	Time (min)	Peak Area
Ethanol	1.374	61.990
n-Propanol	2.466	213.683

Scottsdale Police Department Crime Lab Volatiles Analysis

Sample:	20012020-B	Vial:	31
Description:	0.080	LIMS ID:	
Method:	ethanol quant.M	Sequence:	21Dec21
Instrument:	US14173023 CN14160045	Injection date:	12/21/2021 3:56:29 PM
Data file:	C:\Chem32\1\Data\21Dec21\31.D	Analyst:	Abbott [Signature]

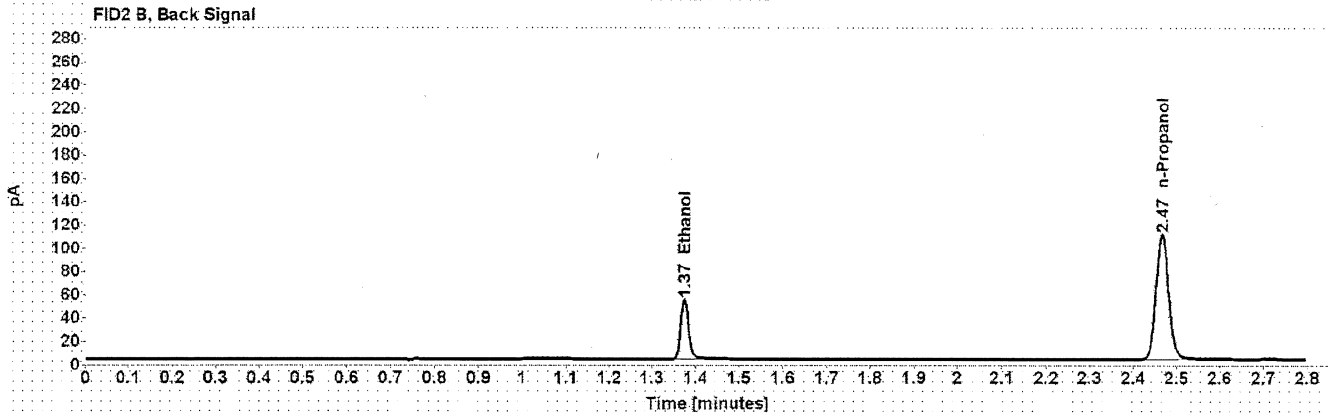
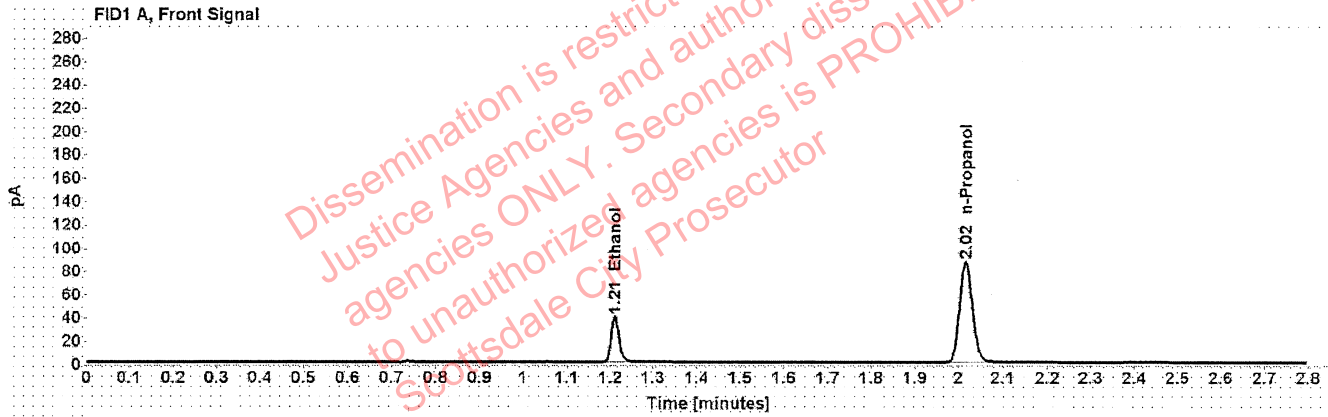


Table 1: FID 1 A (column DB-ALC1)

Compound	Amount (g/100mL)	Time (min)	Peak Area
>Ethanol	0.0815	1.211	50.082
n-Propanol	-----	2.016	172.969

Table 2: FID 2 B (column DB-ALC2)

Compound	Time (min)	Peak Area
Ethanol	1.374	63.068
n-Propanol	2.467	216.972

Scottsdale Police Department Crime Lab Volatiles Analysis

Sample: 4110320133/2	Vial: 42
Description: 0.199	LIMS ID:
Method: ethanol quant.M	Sequence: 21Dec21
Instrument: US14173023 CN14160045	Injection date: 12/21/2021 4:40:44 PM
Data file: C:\Chem32\1\Data\21Dec21\42.D	Analyst: Abbott <i>JA</i>

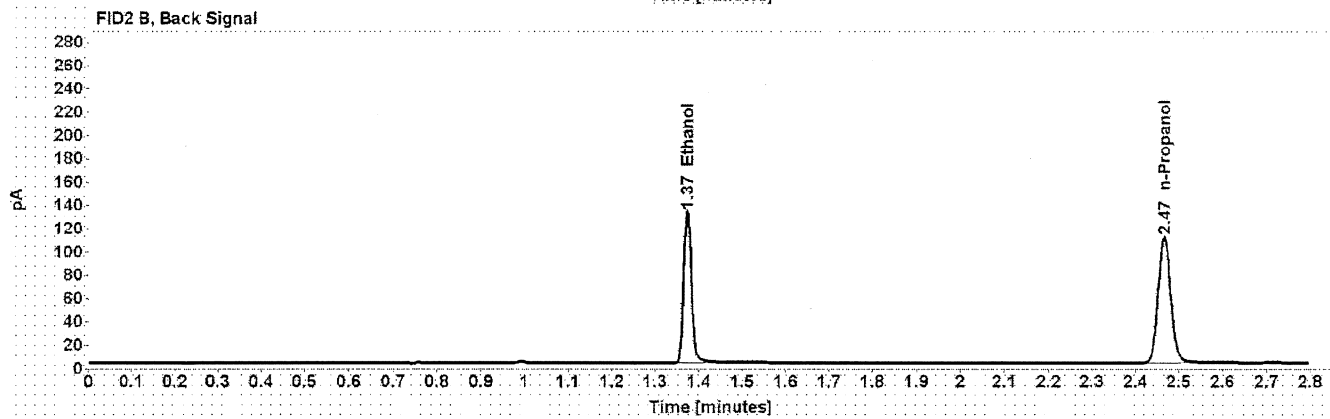
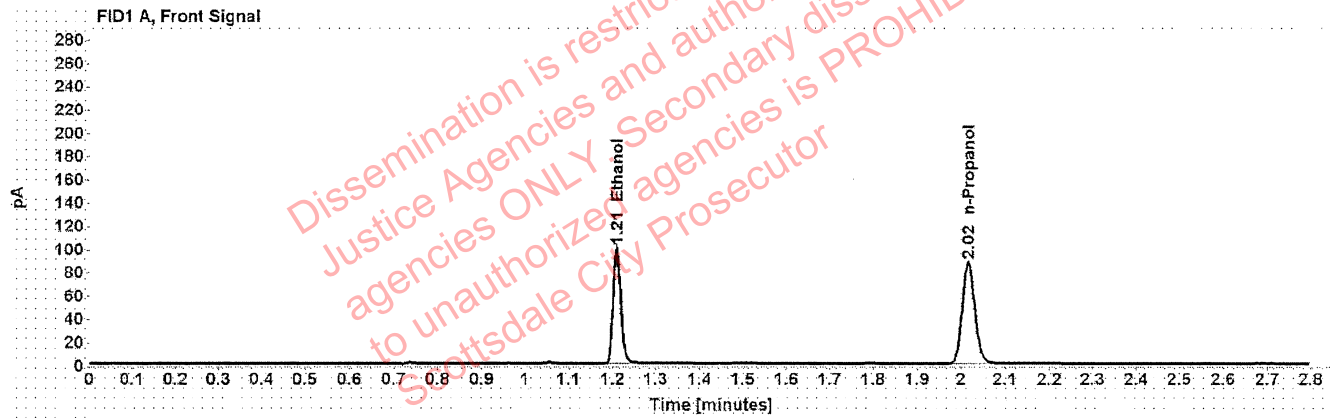


Table 1: FID 1 A (column DB-ALC1)

Compound	Amount (g/100mL)	Time (min)	Peak Area
>Ethanol	0.2022	1.210	126.416
n-Propanol	-----	2.016	173.987

Table 2: FID 2 B (column DB-ALC2)

Compound	Time (min)	Peak Area
Ethanol	1.374	160.174
n-Propanol	2.467	218.839

Scottsdale Police Department Crime Lab Volatiles Analysis

Sample:	20012020-B	Vial:	53
Description:	0.080	LIMS ID:	
Method:	ethanol quant.M	Sequence:	21Dec21
Instrument:	US14173023 CN14160045	Injection date:	12/21/2021 5:25:14 PM
Data file:	C:\Chem32\1\Data\21Dec21\53.D	Analyst:	Abbott <i>DA</i>

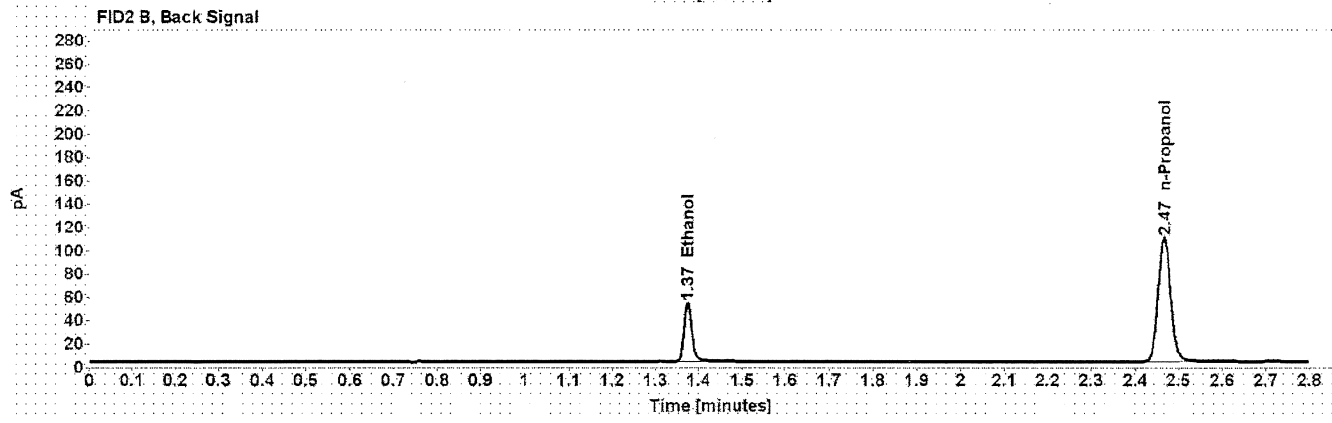
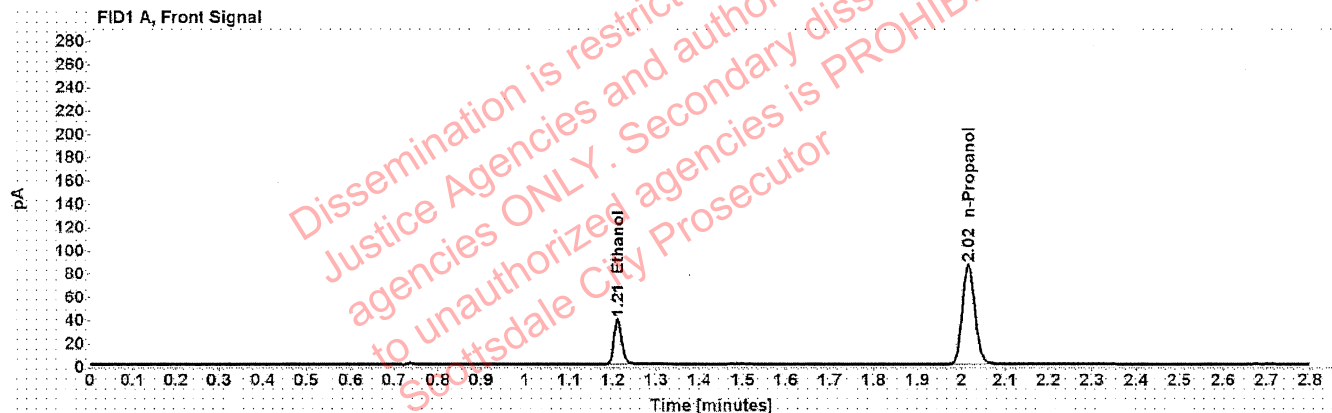


Table 1: FID 1 A (column DB-ALC1)

Compound	Amount (g/100mL)	Time (min)	Peak Area
>Ethanol	0.0815	1.211	49.655
n-Propanol	-----	2.016	171.424

Table 2: FID 2 B (column DB-ALC2)

Compound	Time (min)	Peak Area
Ethanol	1.374	62.872
n-Propanol	2.467	215.262

Scottsdale Police Department Crime Lab Volatiles Analysis

Sample:	20012020-B	Vial:	64
Description:	0.080	LIMS ID:	
Method:	ethanol quant.M	Sequence:	21Dec21
Instrument:	US14173023 CN14160045	Injection date:	12/21/2021 6:09:46 PM
Data file:	C:\Chem32\1\Data\21Dec21\64.D	Analyst:	Abbott <i>JA</i>

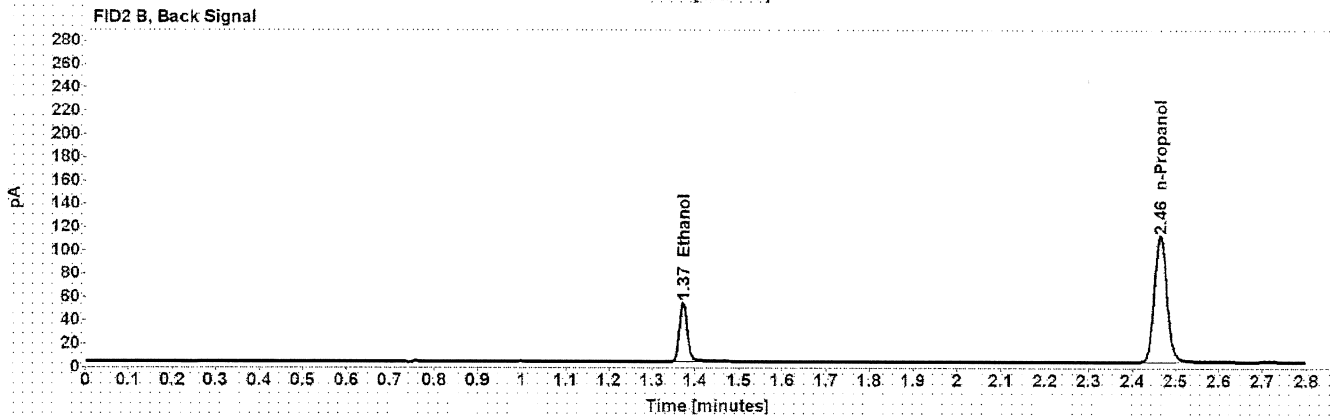
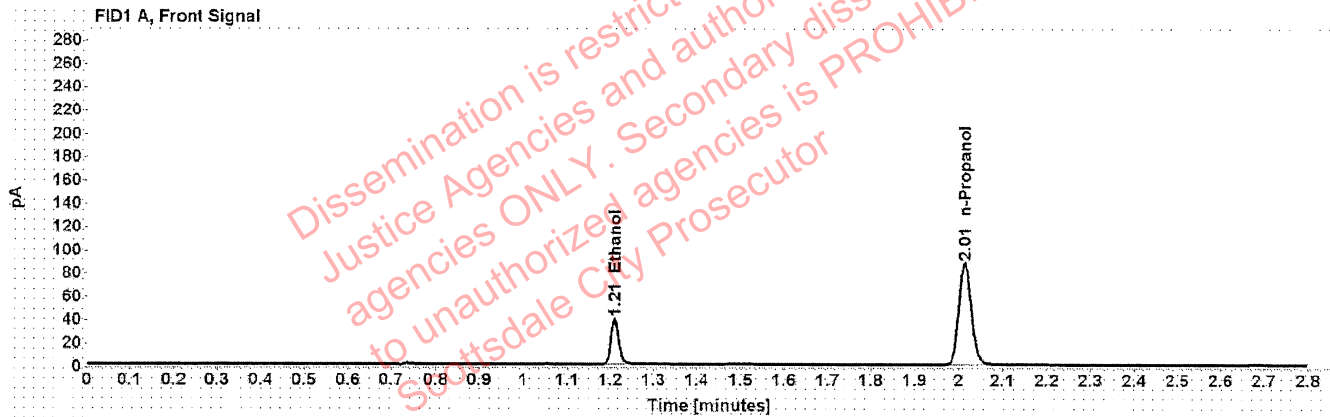


Table 1: FID 1 A (column DB-ALC1)

Compound	Amount (g/100mL)	Time (min)	Peak Area
>Ethanol	0.0805	1.210	49.713
n-Propanol	-----	2.015	173.864

Table 2: FID 2 B (column DB-ALC2)

Compound	Time (min)	Peak Area
Ethanol	1.372	62.910
n-Propanol	2.464	218.411

Scottsdale Police Department Crime Lab Volatiles Analysis

Sample: 11092018-A	Vial: 73
Description: 0.400	LIMS ID:
Method: ethanol quant.M	Sequence: 21Dec21
Instrument: US14173023 CN14160045	Injection date: 12/21/2021 6:46:14 PM
Data file: C:\Chem32\1\Data\21Dec21\73.D	Analyst: Abbott DA

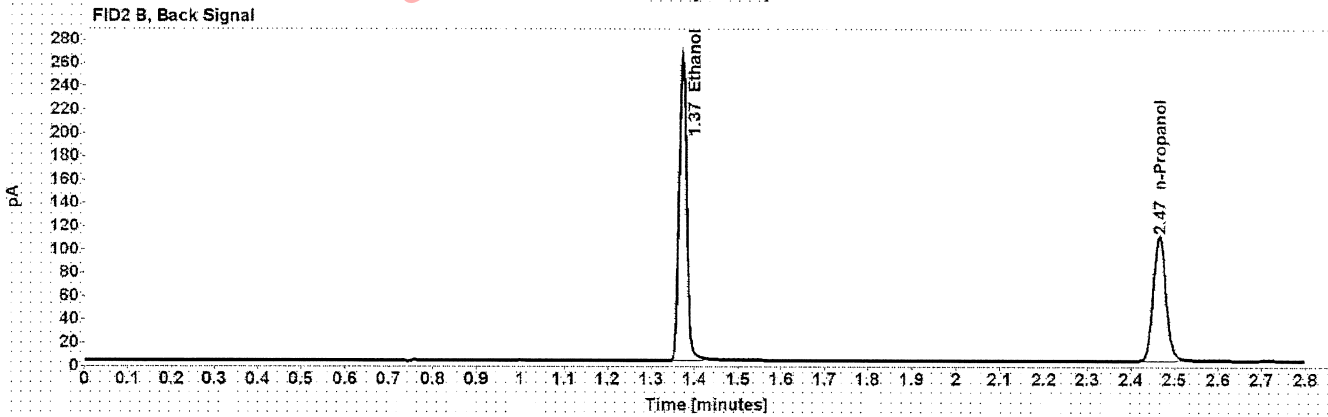
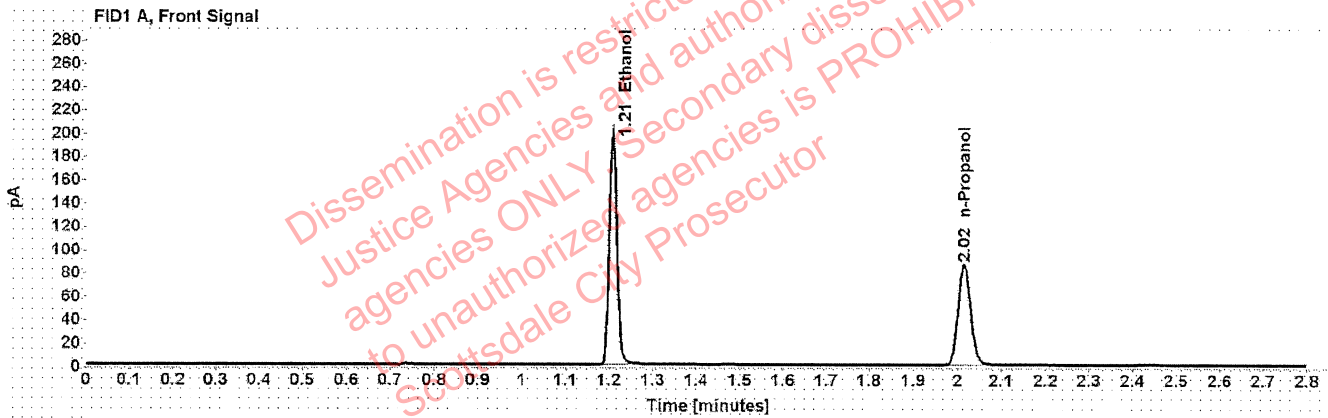


Table 1: FID 1 A (column DB-ALC1)

Compound	Amount (g/100mL)	Time (min)	Peak Area
>Ethanol	0.4040	1.208	251.727
n-Propanol	-----	2.015	172.724

Table 2: FID 2 B (column DB-ALC2)

Compound	Time (min)	Peak Area
Ethanol	1.372	319.119
n-Propanol	2.465	216.872

Scottsdale Police Department Crime Lab Volatiles Analysis

Sample:	14082019-B	Vial:	74
Description:	0.040	LIMS ID:	
Method:	ethanol quant.M	Sequence:	21Dec21
Instrument:	US14173023 CN14160045	Injection date:	12/21/2021 6:50:16 PM
Data file:	C:\Chem32\1\Data\21Dec21\74.D	Analyst:	Abbott <i>JA</i>

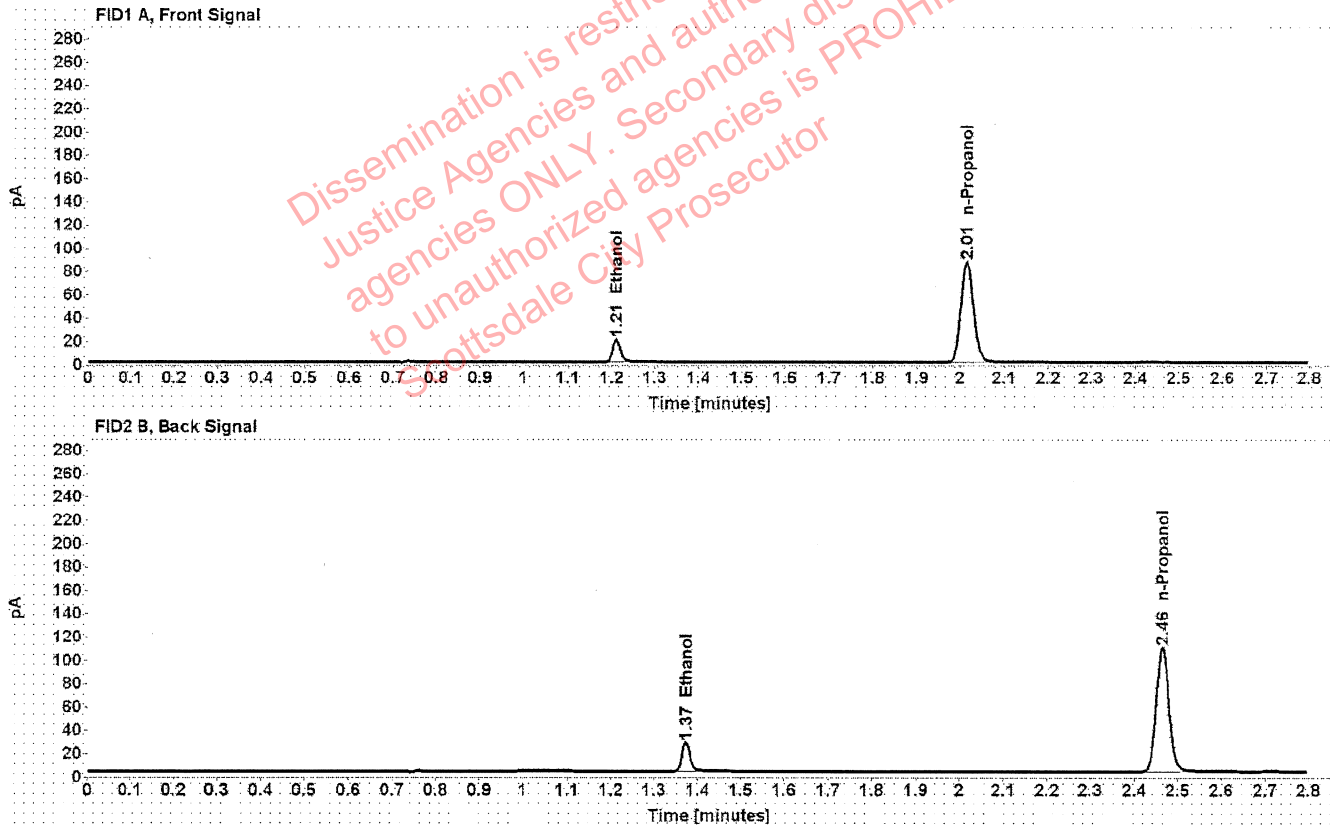


Table 1: FID 1 A (column DB-ALC1)

Compound	Amount (g/100mL)	Time (min)	Peak Area
>Ethanol	0.0412	1.211	24.762
n-Propanol	-----	2.015	172.304

Table 2: FID 2 B (column DB-ALC2)

Compound	Time (min)	Peak Area
Ethanol	1.373	31.189
n-Propanol	2.465	216.607

Scottsdale Police Department Crime Lab Volatiles Analysis

Sample: 4110320133/2	Vial: 75
Description: 0.199	LIMS ID:
Method: ethanol quant.M	Sequence: 21Dec21
Instrument: US14173023 CN14160045	Injection date: 12/21/2021 6:54:14 PM
Data file: C:\Chem32\1\Data\21Dec21\75.D	Analyst: Abbott JAB

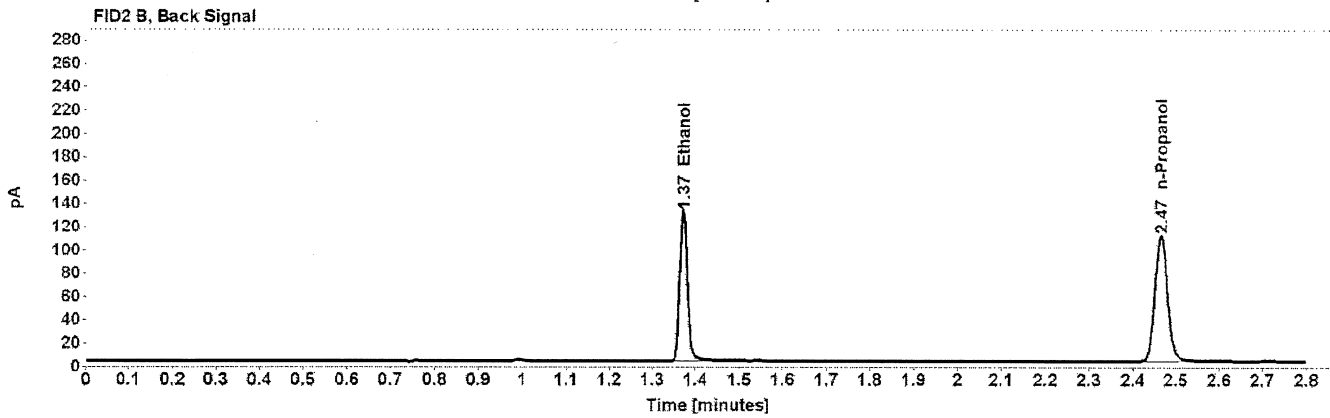
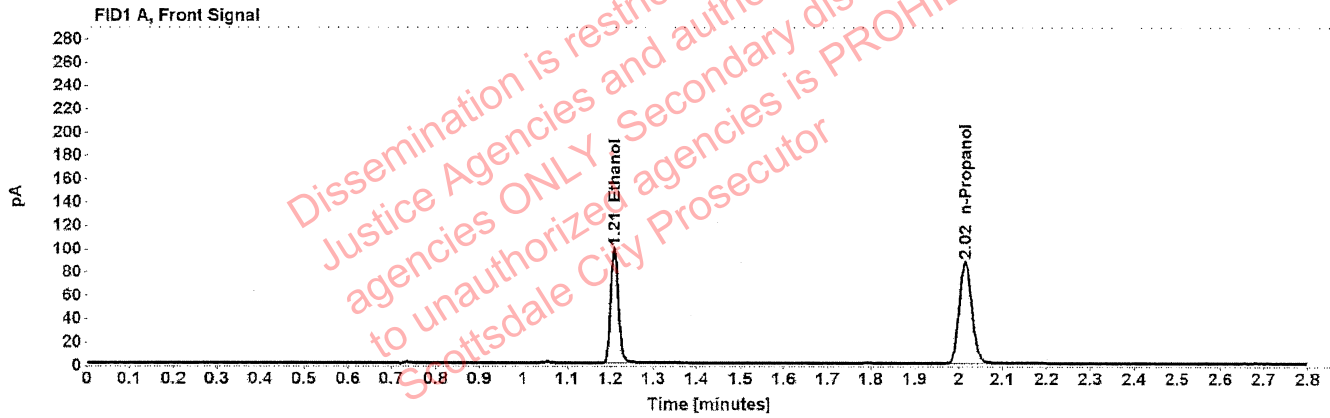


Table 1: FID 1 A (column DB-ALC1)

Compound	Amount (g/100mL)	Time (min)	Peak Area
>Ethanol	0.2008	1.209	125.557
n-Propanol	-----	2.015	174.028

Table 2: FID 2 B (column DB-ALC2)

Compound	Time (min)	Peak Area
Ethanol	1.372	159.056
n-Propanol	2.465	218.811

Scottsdale Police Department Crime Lab Volatiles Analysis

Sample:	111020WB	Vial:	76
Description:	Negative	LIMS ID:	
Method:	ethanol quant.M	Sequence:	21Dec21
Instrument:	US14173023 CN14160045	Injection date:	12/21/2021 6:58:14 PM
Data file:	C:\Chem32\1\Data\21Dec21\76.D	Analyst:	Abbott <i>JA</i>

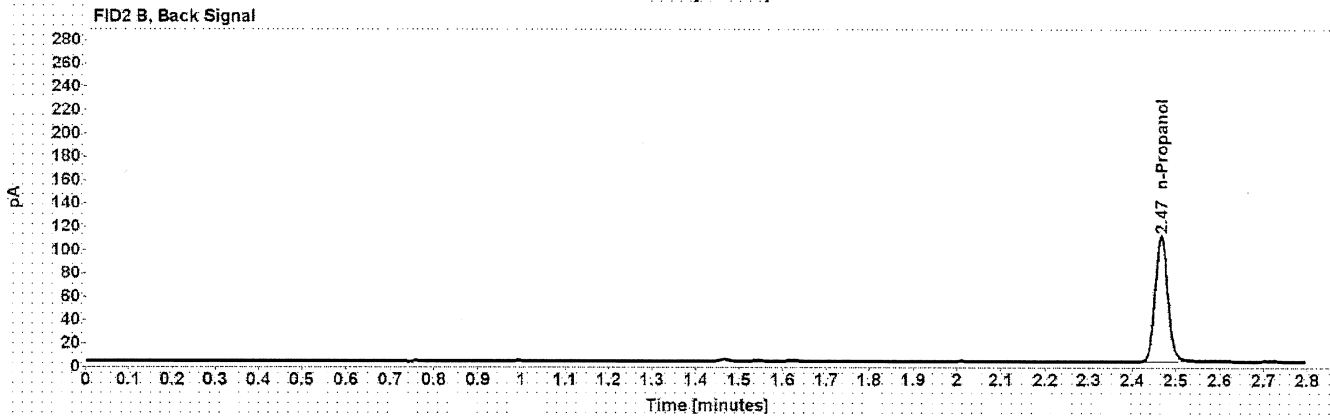



Table 1: FID 1 A (column DB-ALC1)

Compound	Amount (g/100mL)	Time (min)	Peak Area
n-Propanol	-----	2.016	172.731

Table 2: FID 2 B (column DB-ALC2)

Compound	Time (min)	Peak Area
n-Propanol	2.467	217.247

Sequence Summary

Sequence name: 21Dec21 Instrument: US14173023 CN14160045 Analyst: Abbott

Vial	Sample	Description	Type	LIMS ID	Method
1	FN06141806	0.020 calibrator	Calibration		ethanol quant.M
2	FN05311902	0.100 calibrator	Calibration		ethanol quant.M
3	FN05101903	0.200 calibrator	Calibration		ethanol quant.M
4	FN10051906	0.400 calibrator	Calibration		ethanol quant.M
5	100421AQ	Negative	Control		ethanol quant.M
6	050721MIX	Volatiles mix	Control		ethanol quant.M
7	11092018-A	0.400	Control		ethanol quant.M
8	14082019-B	0.040	Control		ethanol quant.M
9	4110320133/2	0.199	Control		ethanol quant.M
10	1398952		Sample		ethanol quant.M
11	1398952		Sample		ethanol quant.M
12	1399964		Sample		ethanol quant.M
13	1399964		Sample		ethanol quant.M
14	1400569		Sample		ethanol quant.M
15	1400569		Sample		ethanol quant.M
16	1399839		Sample		ethanol quant.M
17	1399839		Sample		ethanol quant.M
18	1399726		Sample		ethanol quant.M
19	1399726		Sample		ethanol quant.M
20	20012020-B	0.080	Control		ethanol quant.M
21	1399707		Sample		ethanol quant.M
22	1399707		Sample		ethanol quant.M
23	1399092		Sample		ethanol quant.M
24	1399092		Sample		ethanol quant.M
25	1399640		Sample		ethanol quant.M
26	1399640		Sample		ethanol quant.M
27	1400725		Sample		ethanol quant.M
28	1400725		Sample		ethanol quant.M
29	1400165		Sample		ethanol quant.M
30	1400165		Sample		ethanol quant.M
31	20012020-B	0.080	Control		ethanol quant.M
32	1400824		Sample		ethanol quant.M
33	1400824		Sample		ethanol quant.M
34	1400736		Sample		ethanol quant.M
35	1400736		Sample		ethanol quant.M
36	1400928		Sample		ethanol quant.M
37	1400928		Sample		ethanol quant.M
38	1373766		Sample		ethanol quant.M
39	1373766		Sample		ethanol quant.M
40	1400889		Sample		ethanol quant.M
41	1400889		Sample		ethanol quant.M
42	4110320133/2	0.199	Control		ethanol quant.M
43	1400903		Sample		ethanol quant.M
44	1400903		Sample		ethanol quant.M
45	38601LS		Sample		ethanol quant.M
46	38601LS		Sample		ethanol quant.M
47	1400870		Sample		ethanol quant.M

Sequence Summary

48	1400870		Sample		ethanol quant.M
49	32701DL		Sample		ethanol quant.M
50	32701DL		Sample		ethanol quant.M
51	17601JW		Sample		ethanol quant.M
52	17601JW		Sample		ethanol quant.M
53	20012020-B	0.080	Control		ethanol quant.M
54	1401021		Sample		ethanol quant.M
55	1401021		Sample		ethanol quant.M
56	1401472		Sample		ethanol quant.M
57	1401472		Sample		ethanol quant.M
58	1396143		Sample		ethanol quant.M
59	1396143		Sample		ethanol quant.M
60	1398865		Sample		ethanol quant.M
61	1398865		Sample		ethanol quant.M
62	1401616		Sample		ethanol quant.M
63	1401616		Sample		ethanol quant.M
64	20012020-B	0.080	Control		ethanol quant.M
65	1401222		Sample		ethanol quant.M
66	1401222		Sample		ethanol quant.M
67	1401474		Sample		ethanol quant.M
68	1401474		Sample		ethanol quant.M
69	1398827		Sample		ethanol quant.M
70	1398827		Sample		ethanol quant.M
71	1401751		Sample		ethanol quant.M
72	1401751		Sample		ethanol quant.M
73	11092018-A	0.400	Control		ethanol quant.M
74	14082019-B	0.040	Control		ethanol quant.M
75	4110320133/2	0.199	Control		ethanol quant.M
76	111020WB	Negative	Control		ethanol quant.M

Dissemination is restricted to Criminal Justice Agencies and authorized agencies ONLY. Secondary dissemination to unauthorized agencies is PROHIBITED. Scottsdale City Prosecutor

Scottsdale Police Department Crime Laboratory Summary of Cases

SEQUENCE NAME: 21Dec21

ANALYST: Abbott 

Vials	Test 1 (g/dL)	Test 2 (g/dL)	Mean (g/dL)	Percent Difference*	Absolute Difference (g/dL)*
10 11	0.2386	0.2359	0.23725	0.57	0.00135
12 13	0.2821	0.2831	0.28260	0.18	0.00050
14 15	0.2277	0.2290	0.22835	0.28	0.00065
16 17	0.1935	0.1920	0.19275	0.39	0.00075
18 19	0.1652	0.1653	0.16525	0.03	0.00005
21 22	0.1411	0.1432	0.14215	0.74	0.00105
23 24	0.1725	0.1730	0.17275	0.14	0.00025
25 26	0.1856	0.1856	0.18560	0.00	0.00000
27 28	0.2091	0.2090	0.20905	0.02	0.00005
29 30	0.1326	0.1327	0.13265	0.04	0.00005
32 33	0.1045	0.1051	0.10480	0.29	0.00030
34 35	0.2464	0.2470	0.24670	0.12	0.00030
36 37	0.1101	0.1103	0.11020	0.09	0.00010
38 39	0.1470	0.1526	0.14980	1.87	0.00280
40 41	0.0861	0.0862	0.08615	0.06	0.00005
43 44	0.2472	0.2486	0.24790	0.28	0.00070
45 46	0.2944	0.2955	0.29495	0.19	0.00055
47 48	0.1264	0.1268	0.12660	0.16	0.00020
49 50	0.1189	0.1186	0.11875	0.13	0.00015
51 52	0.1546	0.1560	0.15530	0.45	0.00070
54 55	0.2191	0.2187	0.21890	0.09	0.00020
56 57	0.1462	0.1455	0.14585	0.24	0.00035
58 59	0.1891	0.1888	0.18895	0.08	0.00015
60 61	0.0571	0.0570	0.05705	0.09	0.00005
62 63	0.2313	0.2324	0.23185	0.24	0.00055
65 66	0.2174	0.2175	0.21745	0.02	0.00005
67 68	0.2345	0.2335	0.23400	0.21	0.00050
69 70	0.2310	0.2297	0.23035	0.28	0.00065
71 72	0.1118	0.1137	0.11275	0.84	0.00095

*Calculated differences are differences from the mean of the two results.

Scottsdale Police Department Crime Lab Volatiles Analysis

Sample:	1398952	Vial:	10
Description:	[REDACTED]	LIMS ID:	[REDACTED]
Method:	ethanol quant.M	Sequence:	21Dec21
Instrument:	US14173023 CN14160045	Injection date:	12/21/2021 2:31:28 PM
Data file:	C:\Chem32\1\Data\21Dec21\10.D	Analyst:	Abbott

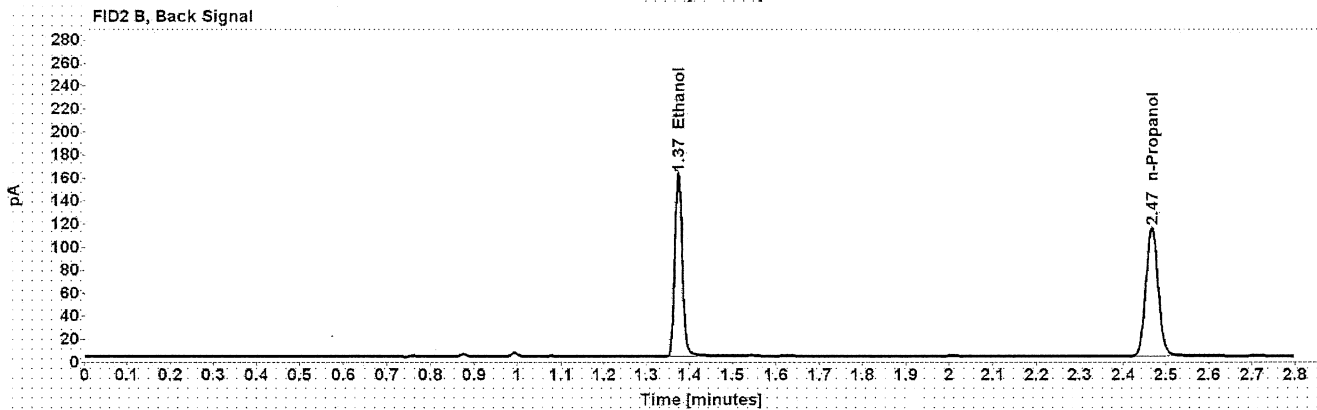
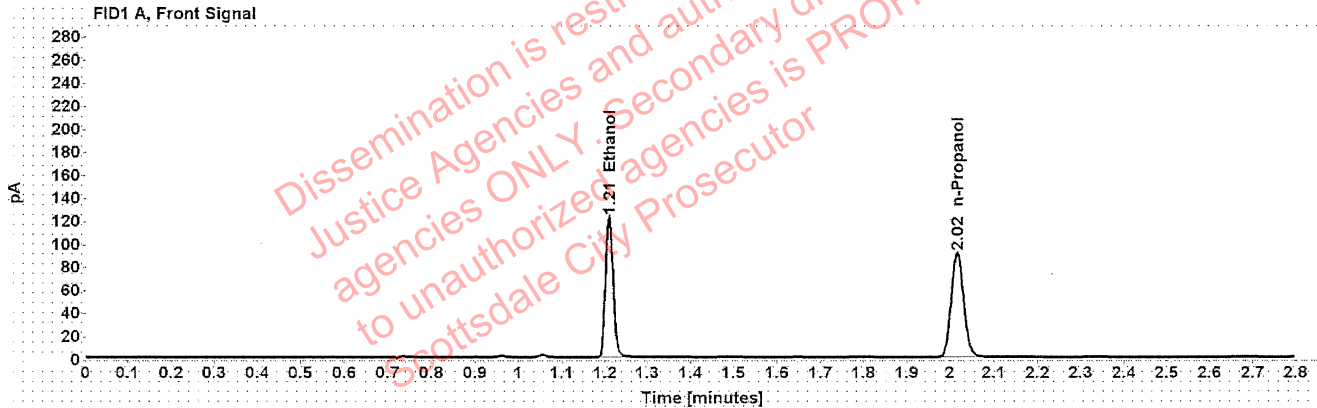


Table 1: FID 1 A (column DB-ALC1)

Compound	Amount (g/100mL)	Time (min)	Peak Area
>Ethanol	0.2386	1.210	154.424
n-Propanol	-----	2.016	179.909

Table 2: FID 2 B (column DB-ALC2)

Compound	Time (min)	Peak Area
Ethanol	1.374	194.957
n-Propanol	2.467	225.134

Scottsdale Police Department Crime Lab Volatiles Analysis

Sample:	1398952	Vial:	11
Description:		LIMS ID:	
Method:	ethanol quant.M	Sequence:	21Dec21
Instrument:	US14173023 CN14160045	Injection date:	12/21/2021 2:35:29 PM
Data file:	C:\Chem32\1\Data\21Dec21\11.D	Analyst:	Abbott

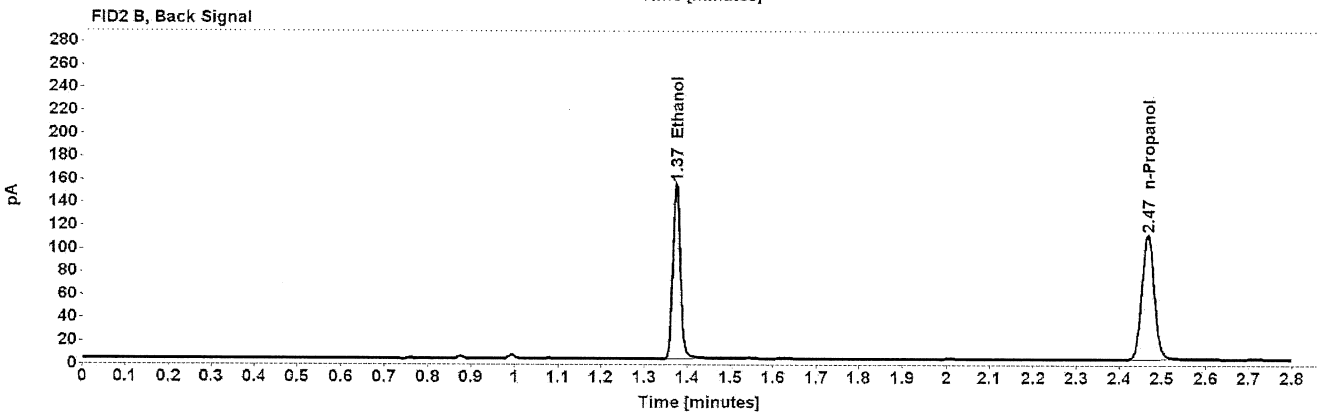
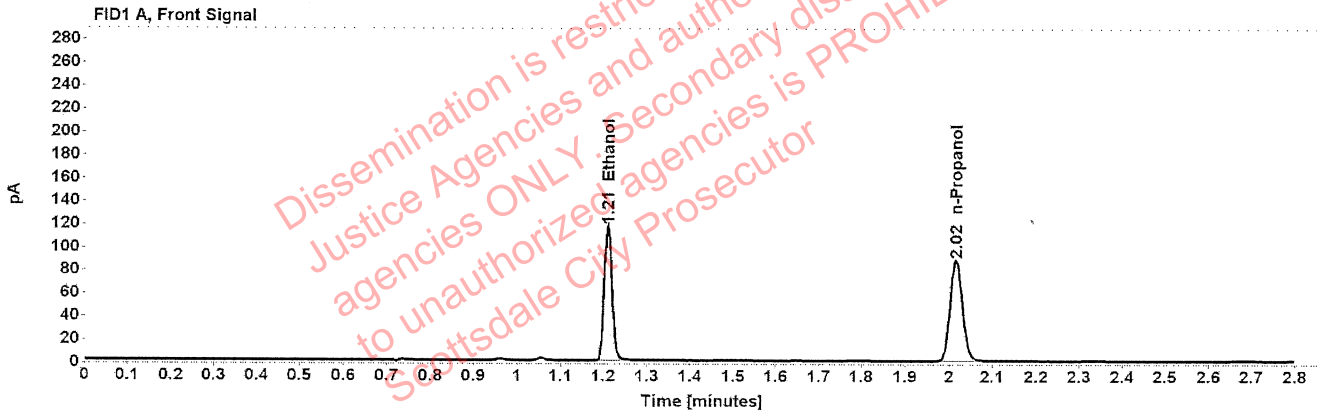


Table 1: FID 1 A (column DB-ALC1)

Compound	Amount (g/100mL)	Time (min)	Peak Area
>Ethanol	0.2359	1.210	147.888
n-Propanol	-----	2.016	174.278

Table 2: FID 2 B (column DB-ALC2)

Compound	Time (min)	Peak Area
Ethanol	1.374	186.653
n-Propanol	2.467	218.116

Scottsdale Police Department Crime Lab Volatiles Analysis

Sample:	1399964	Vial:	12
Description:	[REDACTED]	LIMS ID:	[REDACTED]
Method:	ethanol quant.M	Sequence:	21Dec21
Instrument:	US14173023 CN14160045	Injection date:	12/21/2021 2:39:29 PM
Data file:	C:\Chem32\1\Data\21Dec21\12.D	Analyst:	Abbott

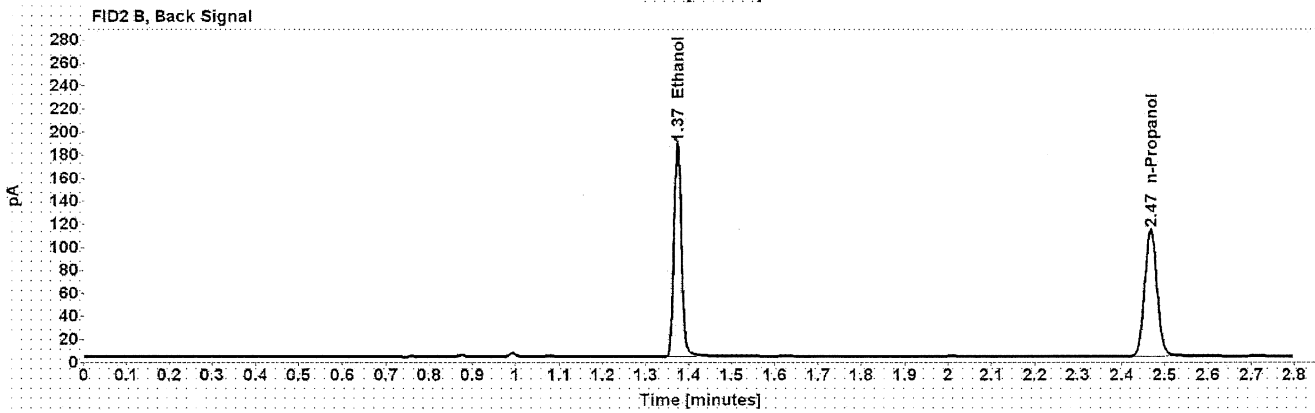
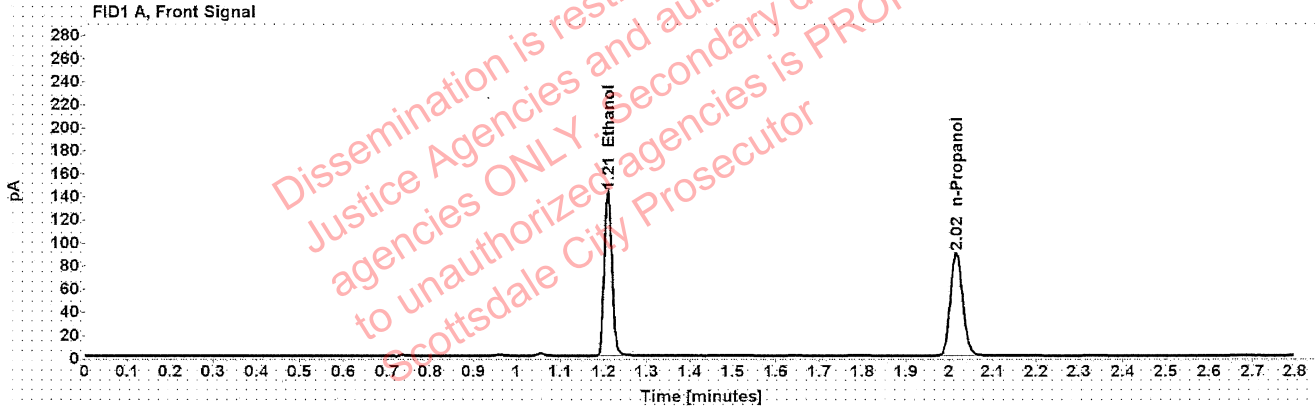


Table 1: FID 1 A (column DB-ALC1)

Compound	Amount (g/100mL)	Time (min)	Peak Area
>Ethanol	0.2821	1.210	180.065
n-Propanol	-----	2.016	177.254

Table 2: FID 2 B (column DB-ALC2)

Compound	Time (min)	Peak Area
Ethanol	1.374	227.714
n-Propanol	2.467	222.136

Scottsdale Police Department Crime Lab Volatiles Analysis

Sample:	1399964	Vial:	13
Description:	[REDACTED]	LIMS ID:	[REDACTED]
Method:	ethanol quant.M	Sequence:	21Dec21
Instrument:	US14173023 CN14160045	Injection date:	12/21/2021 2:43:44 PM
Data file:	C:\Chem32\1\Data\21Dec21\13.D	Analyst:	Abbott

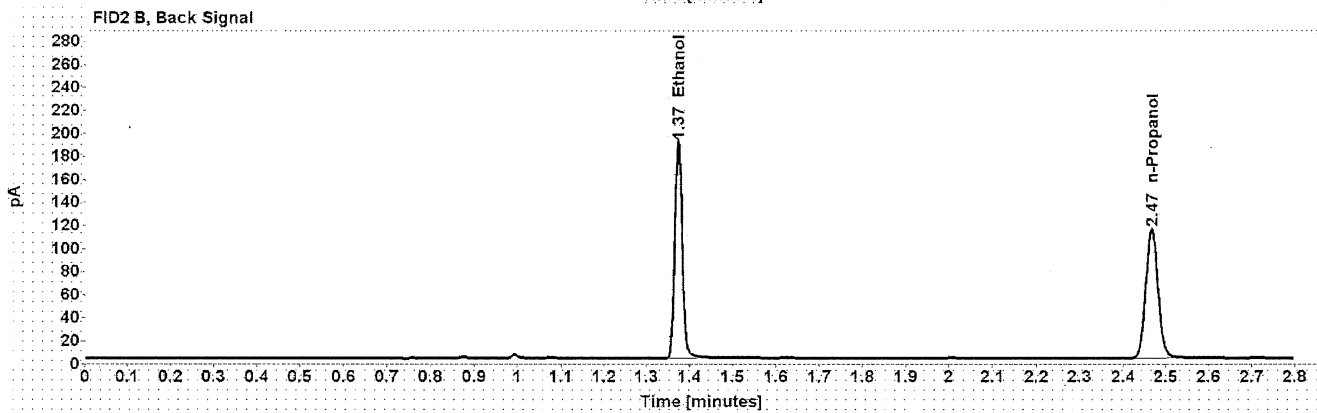
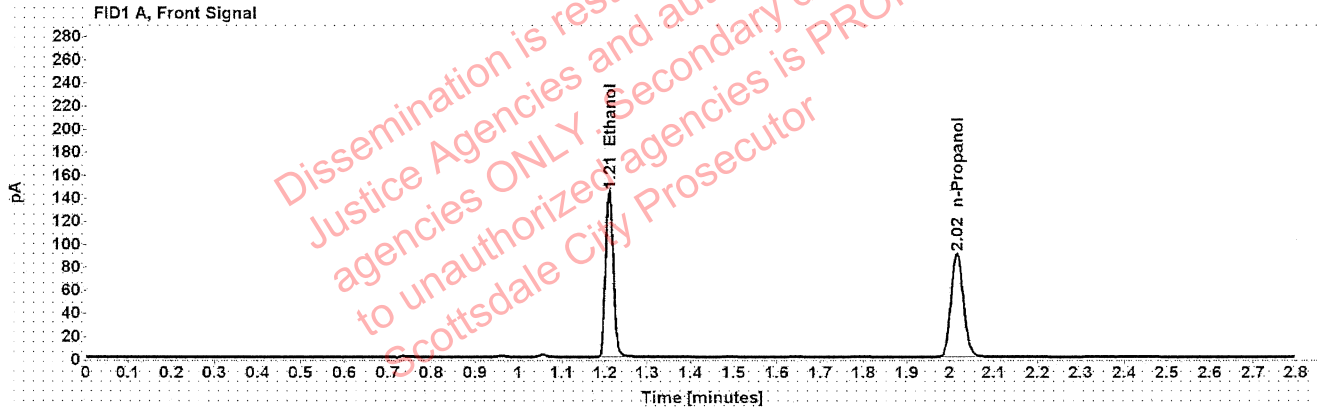


Table 1: FID 1 A (column DB-ALC1)

Compound	Amount (g/100mL)	Time (min)	Peak Area
>Ethanol	0.2831	1.210	182.903
n-Propanol	-----	2.016	179.377

Table 2: FID 2 B (column DB-ALC2)

Compound	Time (min)	Peak Area
Ethanol	1.374	230.854
n-Propanol	2.467	224.794

Scottsdale Police Department Crime Lab Volatiles Analysis

Sample:	1400569	Vial:	14
Description:	[REDACTED]	LIMS ID:	[REDACTED]
Method:	ethanol quant.M	Sequence:	21Dec21
Instrument:	US14173023 CN14160045	Injection date:	12/21/2021 2:47:44 PM
Data file:	C:\Chem32\1\Data\21Dec21\14.D	Analyst:	Abbott

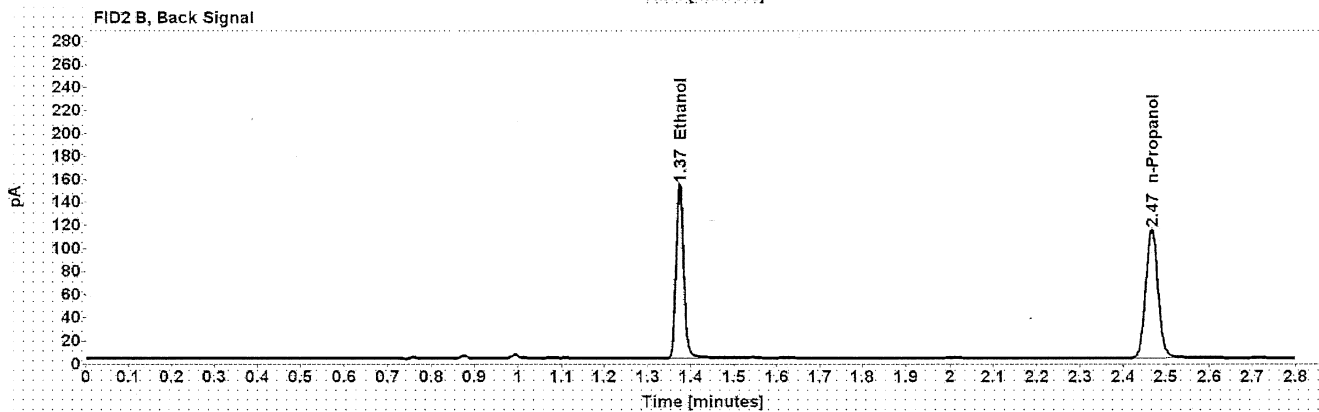
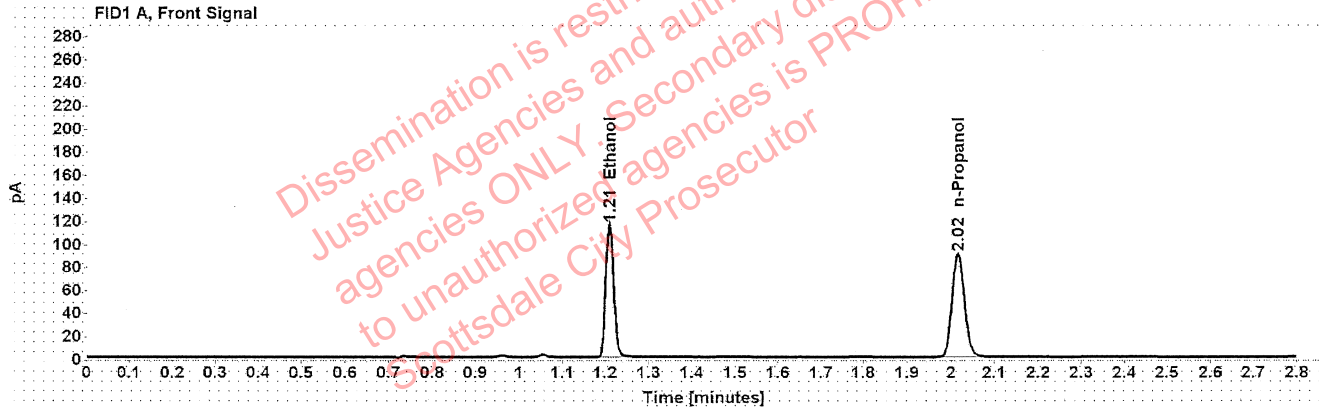


Table 1: FID 1 A (column DB-ALC1)

Compound	Amount (g/100mL)	Time (min)	Peak Area
>Ethanol	0.2277	1.210	146.589
n-Propanol	-----	2.016	178.981

Table 2: FID 2 B (column DB-ALC2)

Compound	Time (min)	Peak Area
Ethanol	1.374	186.606
n-Propanol	2.467	224.625

Scottsdale Police Department Crime Lab Volatiles Analysis

Sample:	1400569	Vial:	15
Description:		LIMS ID:	
Method:	ethanol quant.M	Sequence:	21Dec21
Instrument:	US14173023 CN14160045	Injection date:	12/21/2021 2:51:43 PM
Data file:	C:\Chem32\1\Data\21Dec21\15.D	Analyst:	Abbott

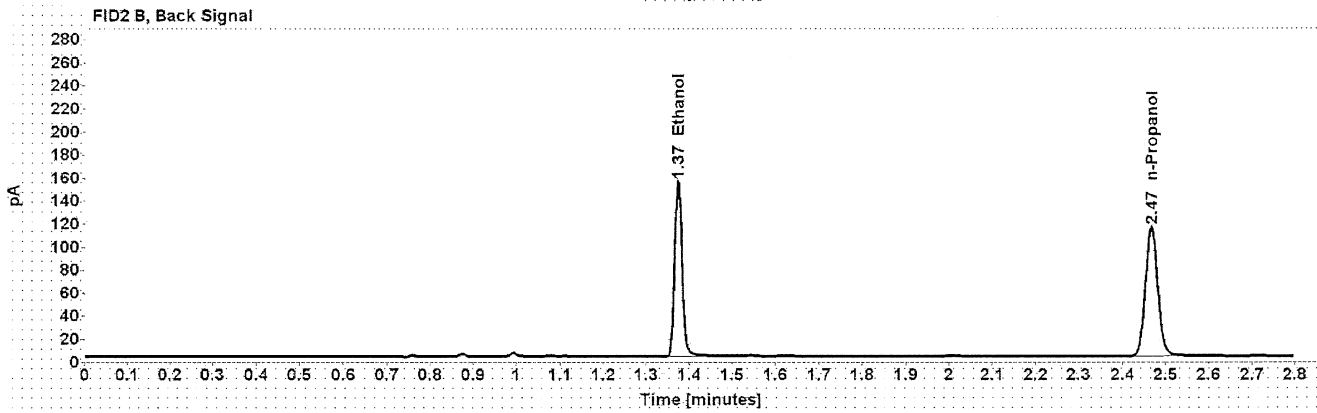
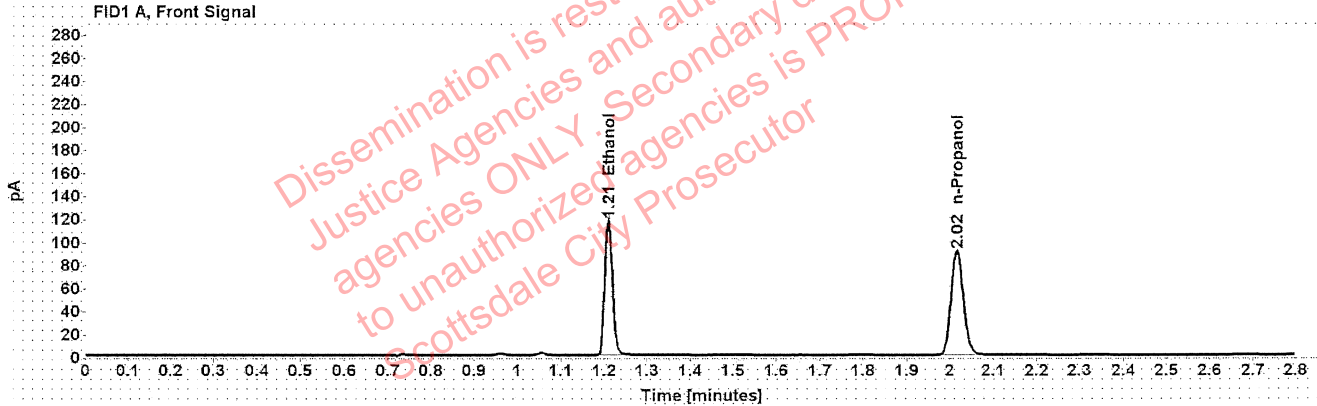


Table 1: FID 1 A (column DB-ALC1)

Compound	Amount (g/100mL)	Time (min)	Peak Area
>Ethanol	0.2290	1.210	148.520
n-Propanol	-----	2.016	180.324

Table 2: FID 2 B (column DB-ALC2)

Compound	Time (min)	Peak Area
Ethanol	1.374	189.182
n-Propanol	2.467	226.280

Scottsdale Police Department Crime Lab Volatiles Analysis

Sample:	1399839	Vial:	16
Description:	[redacted]	LIMS ID:	[redacted]
Method:	ethanol quant.M	Sequence:	21Dec21
Instrument:	US14173023 CN14160045	Injection date:	12/21/2021 2:55:45 PM
Data file:	C:\Chem32\1\Data\21Dec21\16.D	Analyst:	Abbott

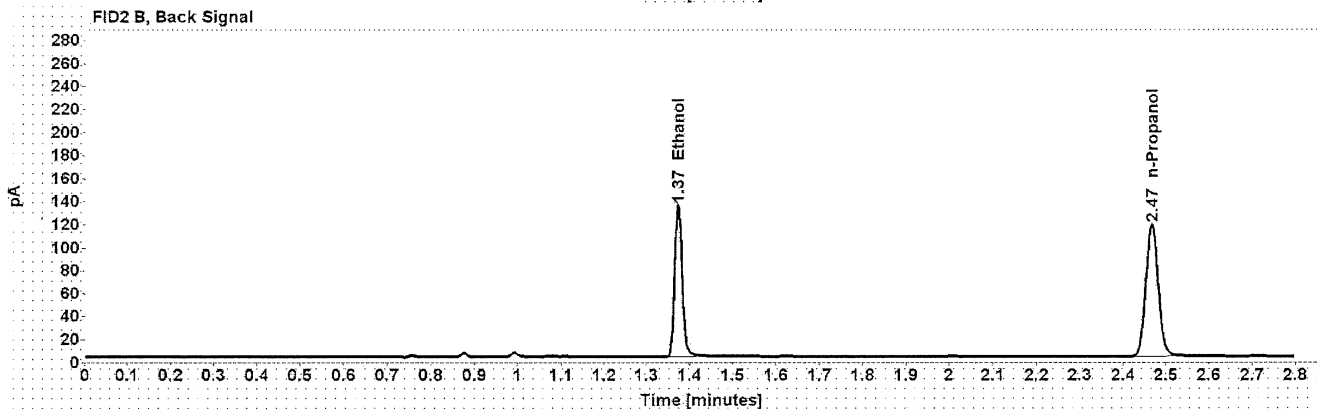
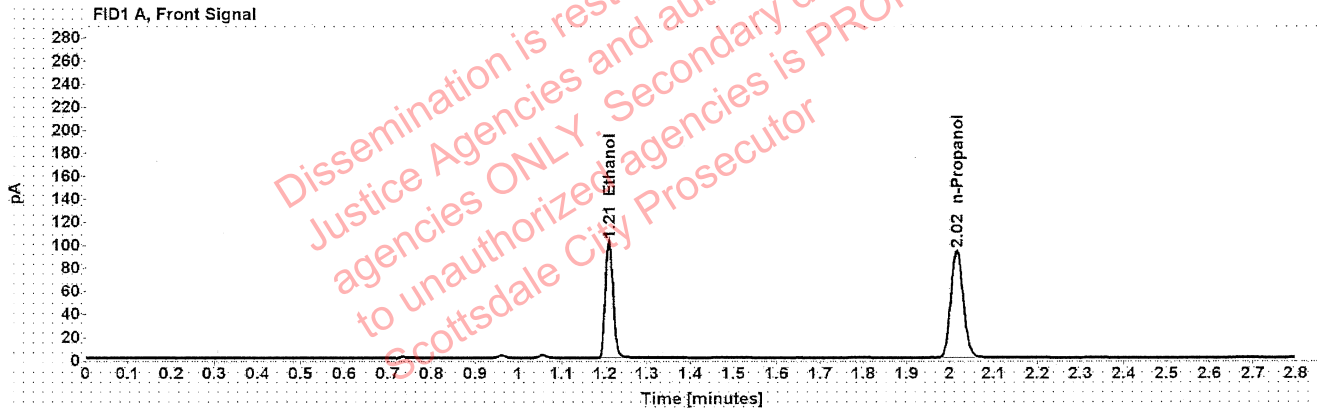


Table 1: FID 1 A (column DB-ALC1)

Compound	Amount (g/100mL)	Time (min)	Peak Area
>Ethanol	0.1935	1.210	128.796
n-Propanol	-----	2.016	185.235

Table 2: FID 2 B (column DB-ALC2)

Compound	Time (min)	Peak Area
Ethanol	1.374	162.959
n-Propanol	2.467	232.522

Scottsdale Police Department Crime Lab Volatiles Analysis

Sample:	1399839	Vial:	17
Description:	[REDACTED]	LIMS ID:	[REDACTED]
Method:	ethanol quant.M	Sequence:	21Dec21
Instrument:	US14173023 CN14160045	Injection date:	12/21/2021 2:59:44 PM
Data file:	C:\Chem32\1\Data\21Dec21\17.D	Analyst:	Abbott

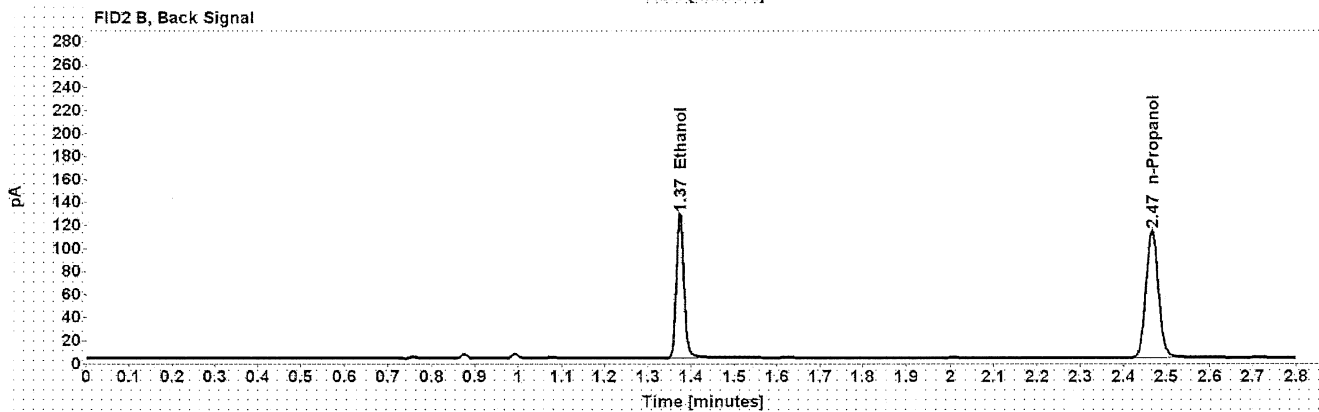
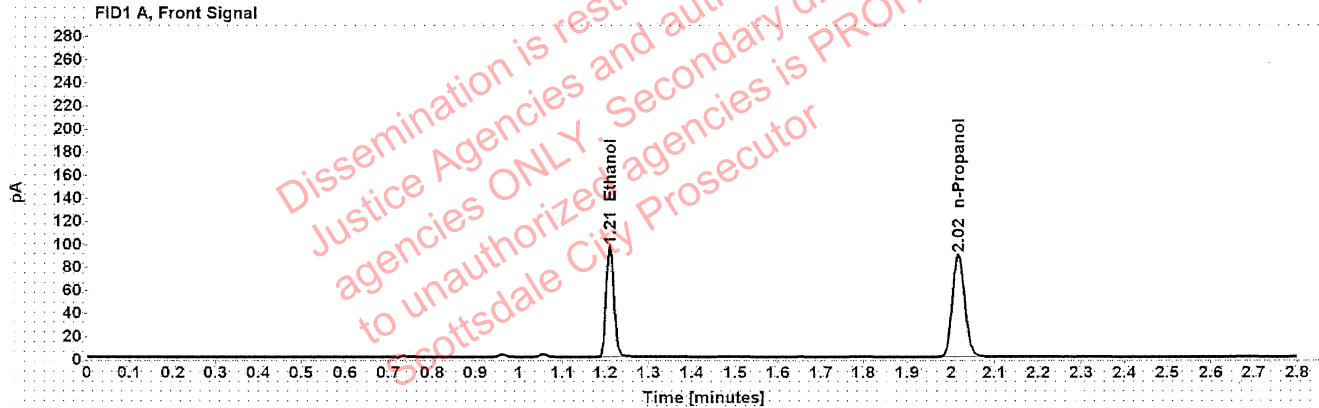


Table 1: FID 1 A (column DB-ALC1)

Compound	Amount (g/100mL)	Time (min)	Peak Area
>Ethanol	0.1920	1.210	122.162
n-Propanol	-----	2.016	177.105

Table 2: FID 2 B (column DB-ALC2)

Compound	Time (min)	Peak Area
Ethanol	1.374	154.568
n-Propanol	2.467	222.526

Scottsdale Police Department Crime Lab Volatiles Analysis

Sample:	1399726	Vial:	18
Description:	[REDACTED]	LIMS ID:	[REDACTED]
Method:	ethanol quant.M	Sequence:	21Dec21
Instrument:	US14173023 CN14160045	Injection date:	12/21/2021 3:03:43 PM
Data file:	C:\Chem32\1\Data\21Dec21\18.D	Analyst:	Abbott

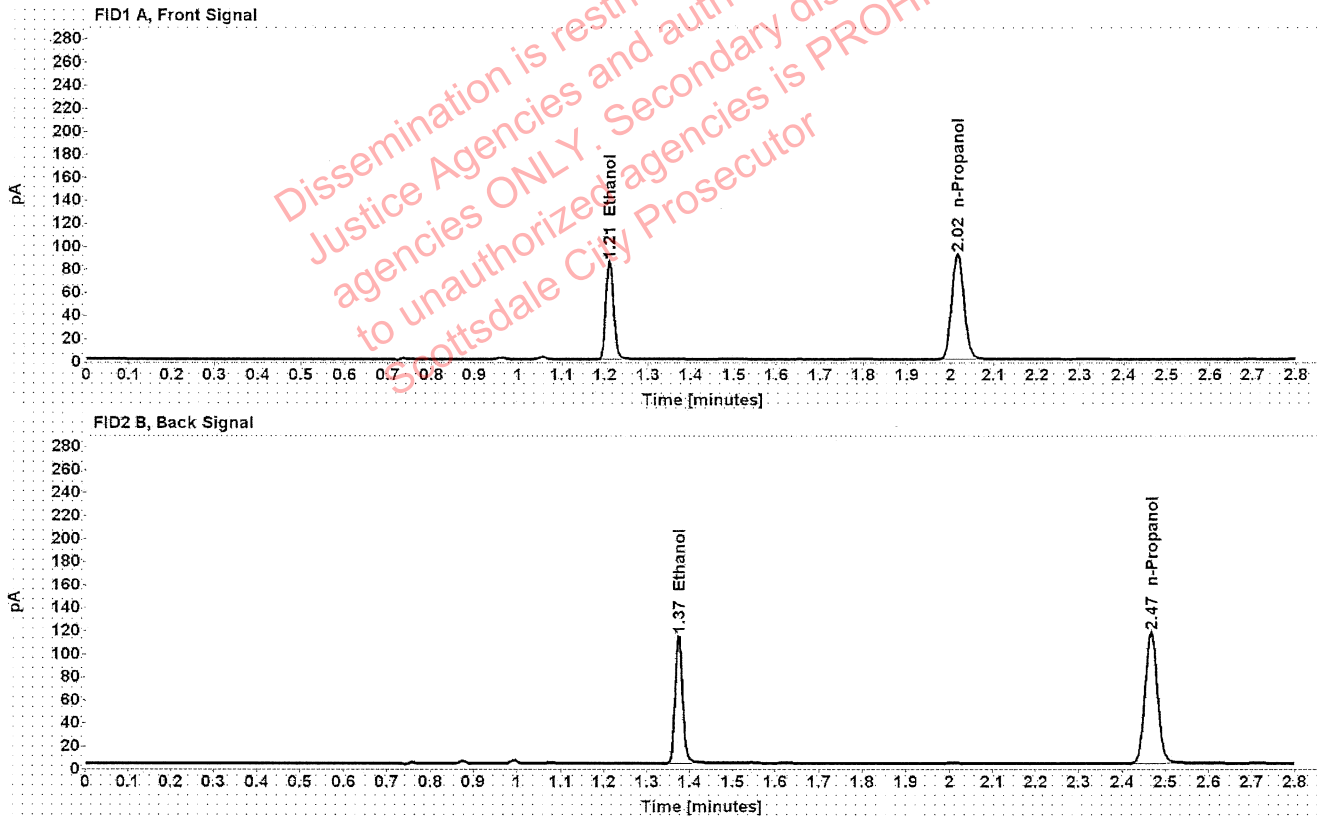


Table 1: FID 1 A (column DB-ALC1)

Compound	Amount (g/100mL)	Time (min)	Peak Area
>Ethanol	0.1652	1.210	108.121
n-Propanol	-----	2.016	182.378

Table 2: FID 2 B (column DB-ALC2)

Compound	Time (min)	Peak Area
Ethanol	1.374	136.443
n-Propanol	2.467	229.025

Scottsdale Police Department Crime Lab Volatiles Analysis

Sample:	1399726	Vial:	19
Description:	[REDACTED]	LIMS ID:	[REDACTED]
Method:	ethanol quant.M	Sequence:	21Dec21
Instrument:	US14173023 CN14160045	Injection date:	12/21/2021 3:08:00 PM
Data file:	C:\Chem32\1\Data\21Dec21\19.D	Analyst:	Abbott

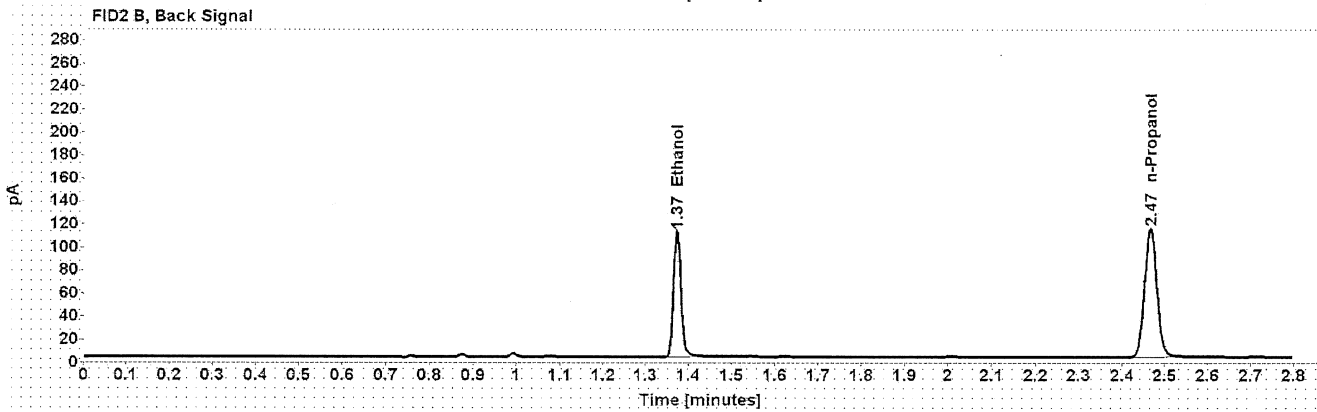
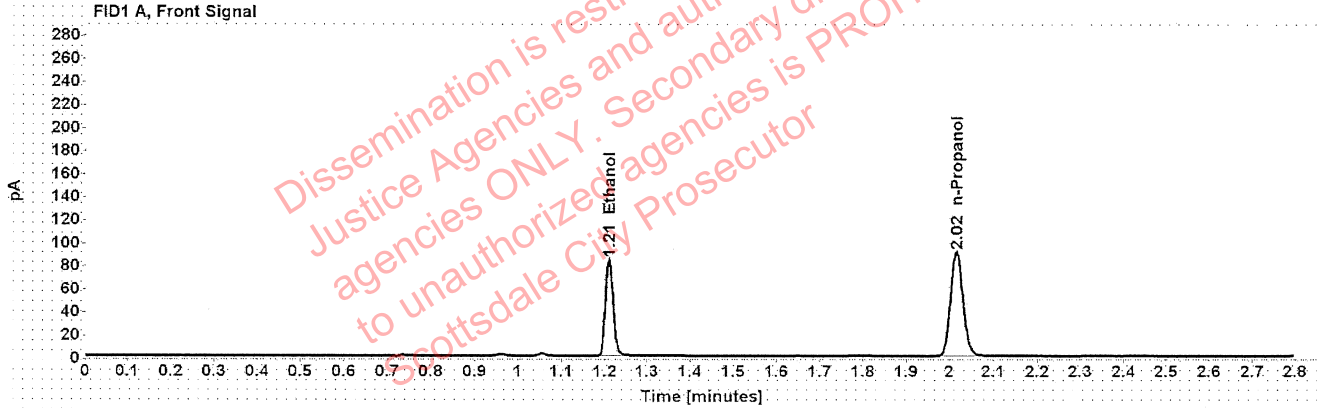


Table 1: FID 1 A (column DB-ALC1)

Compound	Amount (g/100mL)	Time (min)	Peak Area
>Ethanol	0.1653	1.210	106.811
n-Propanol	-----	2.016	180.150

Table 2: FID 2 B (column DB-ALC2)

Compound	Time (min)	Peak Area
Ethanol	1.374	134.706
n-Propanol	2.467	226.135

Scottsdale Police Department Crime Lab Volatiles Analysis

Sample:	1399707	Vial:	21
Description:	[REDACTED]	LIMS ID:	[REDACTED]
Method:	ethanol quant.M	Sequence:	21Dec21
Instrument:	US14173023 CN14160045	Injection date:	12/21/2021 3:15:59 PM
Data file:	C:\Chem32\1\Data\21Dec21\21.D	Analyst:	Abbott

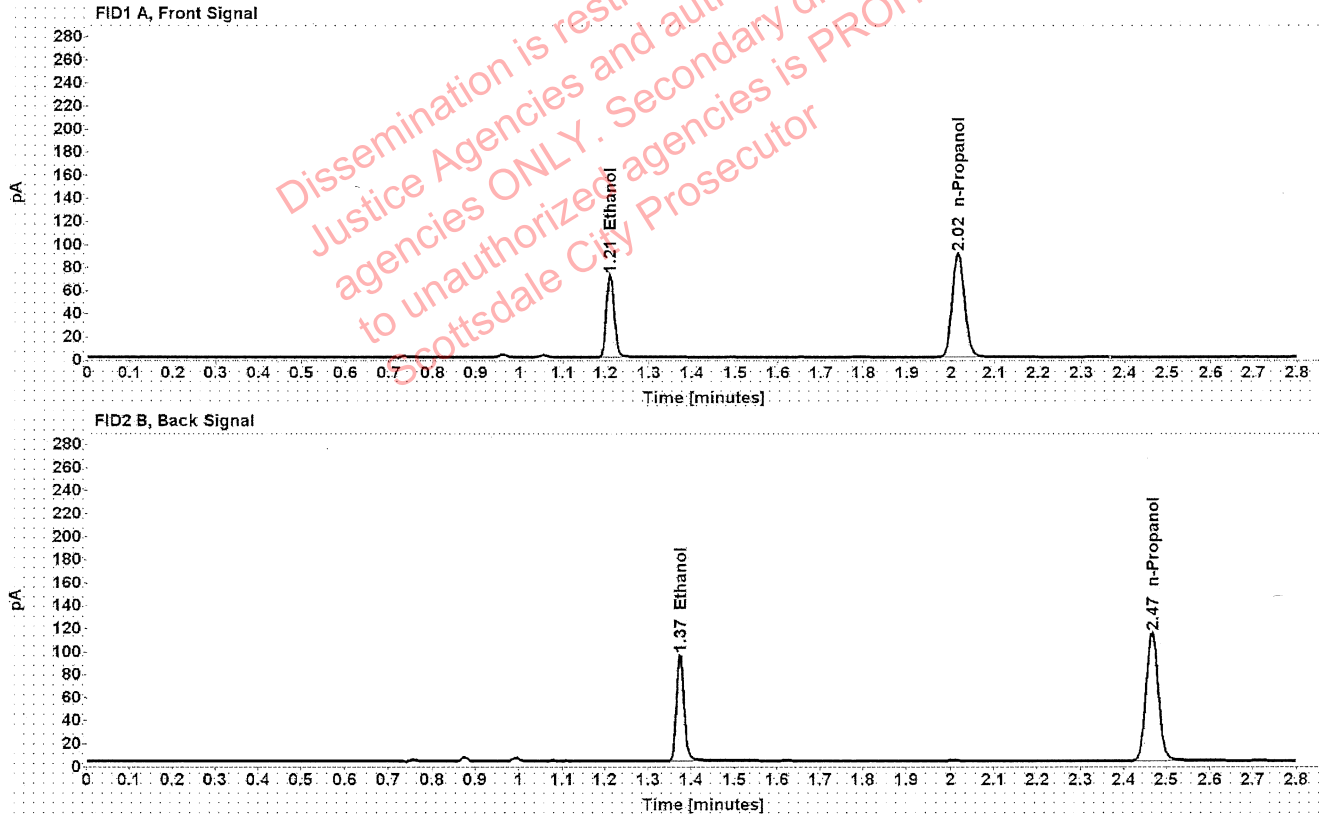


Table 1: FID 1 A (column DB-ALC1)

Compound	Amount (g/100mL)	Time (min)	Peak Area
>Ethanol	0.1411	1.210	90.652
n-Propanol	-----	2.016	179.350

Table 2: FID 2 B (column DB-ALC2)

Compound	Time (min)	Peak Area
Ethanol	1.374	114.333
n-Propanol	2.466	224.939

Scottsdale Police Department Crime Lab Volatiles Analysis

Sample:	1399707	Vial:	22
Description:	[REDACTED]	LIMS ID:	[REDACTED]
Method:	ethanol quant.M	Sequence:	21Dec21
Instrument:	US14173023 CN14160045	Injection date:	12/21/2021 3:19:59 PM
Data file:	C:\Chem32\1\Data\21Dec21\22.D	Analyst:	Abbott

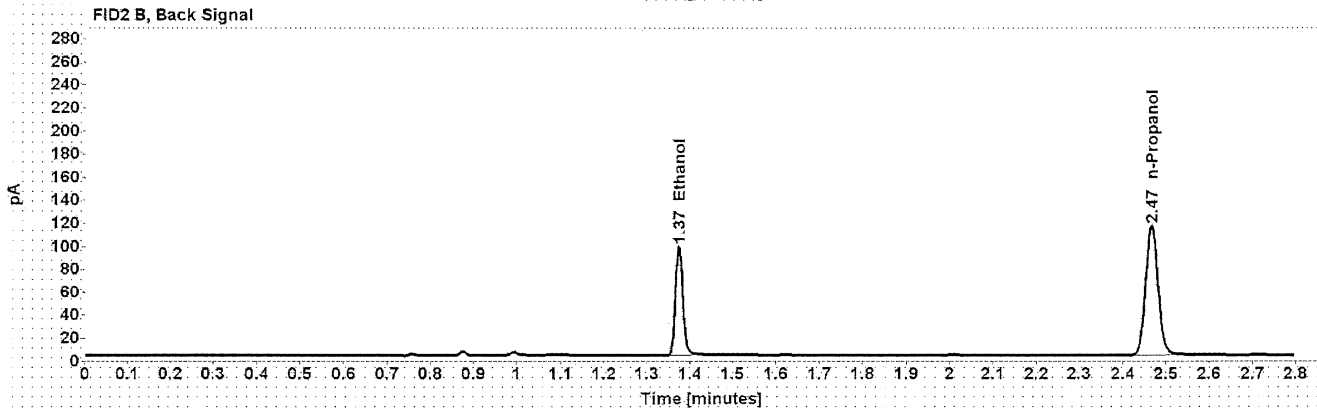
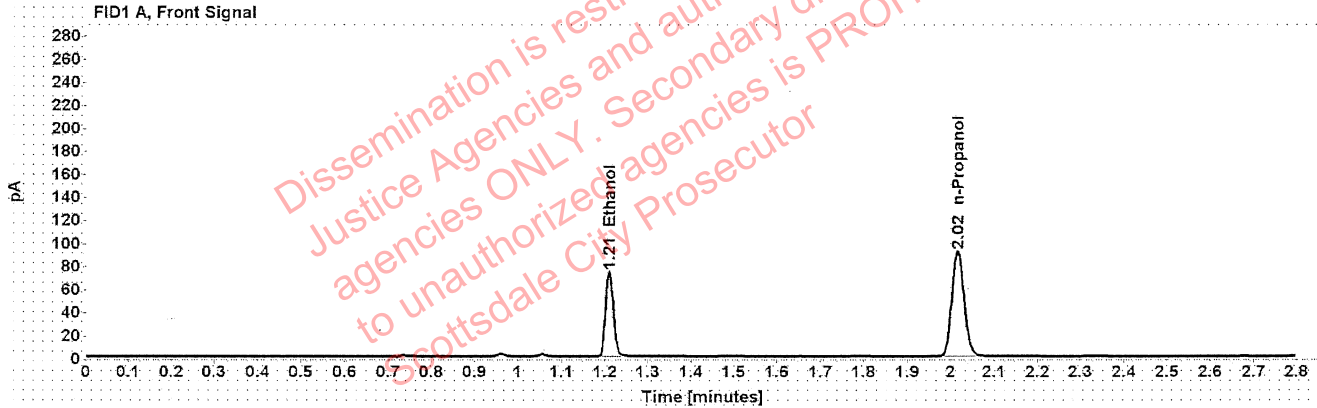


Table 1: FID 1 A (column DB-ALC1)

Compound	Amount (g/100mL)	Time (min)	Peak Area
>Ethanol	0.1432	1.210	93.168
n-Propanol	-----	2.016	181.624

Table 2: FID 2 B (column DB-ALC2)

Compound	Time (min)	Peak Area
Ethanol	1.374	117.010
n-Propanol	2.467	227.677

Scottsdale Police Department Crime Lab Volatiles Analysis

Sample:	1399092	Vial:	23
Description:		LIMS ID:	
Method:	ethanol quant.M	Sequence:	21Dec21
Instrument:	US14173023 CN14160045	Injection date:	12/21/2021 3:23:59 PM
Data file:	C:\Chem32\1\Data\21Dec21\23.D	Analyst:	Abbott

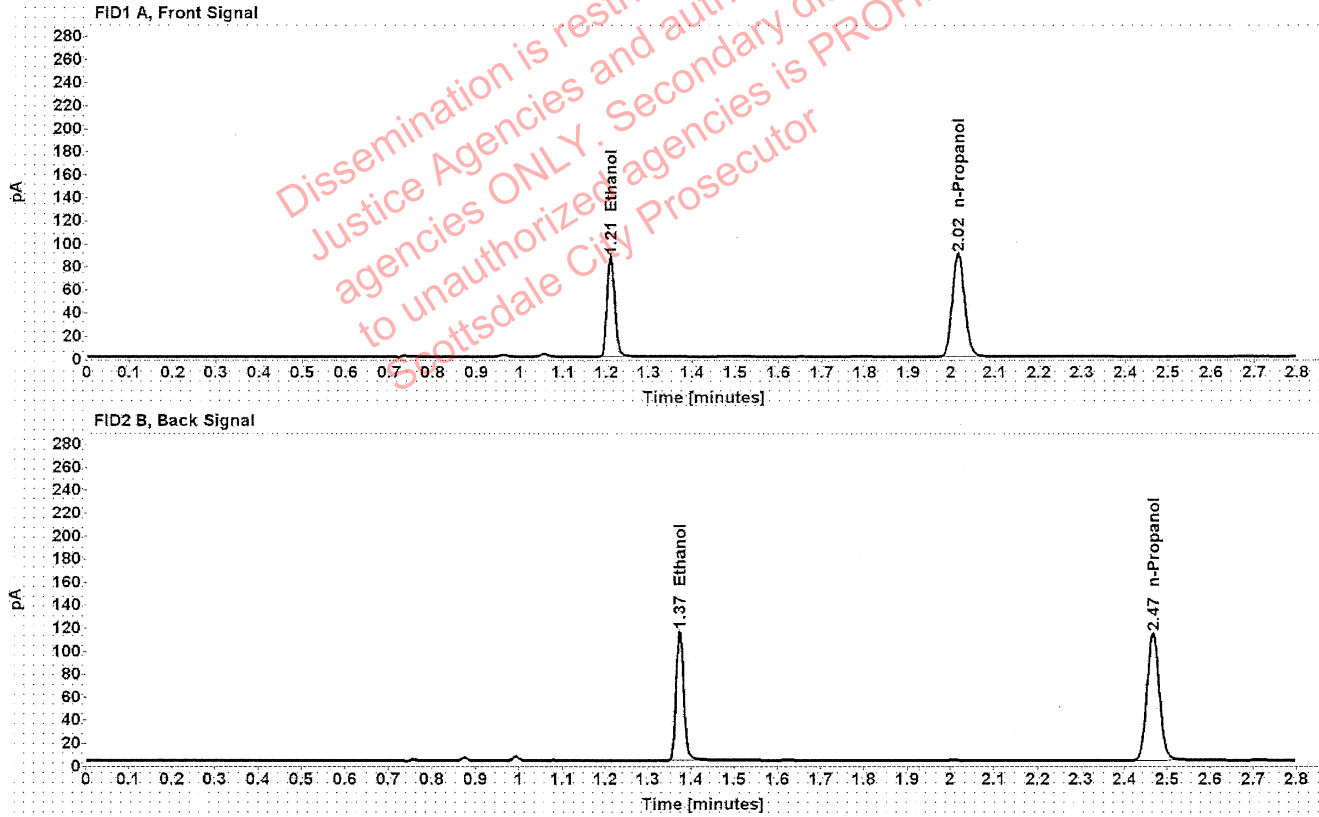


Table 1: FID 1 A (column DB-ALC1)

Compound	Amount (g/100mL)	Time (min)	Peak Area
>Ethanol	0.1725	1.210	110.214
n-Propanol	-----	2.016	178.073

Table 2: FID 2 B (column DB-ALC2)

Compound	Time (min)	Peak Area
Ethanol	1.374	139.524
n-Propanol	2.466	223.379

Scottsdale Police Department Crime Lab Volatiles Analysis

Sample:	1399092	Vial:	24
Description:	[REDACTED]	LIMS ID:	[REDACTED]
Method:	ethanol quant.M	Sequence:	21Dec21
Instrument:	US14173023 CN14160045	Injection date:	12/21/2021 3:27:58 PM
Data file:	C:\Chem32\1\Data\21Dec21\24.D	Analyst:	Abbott

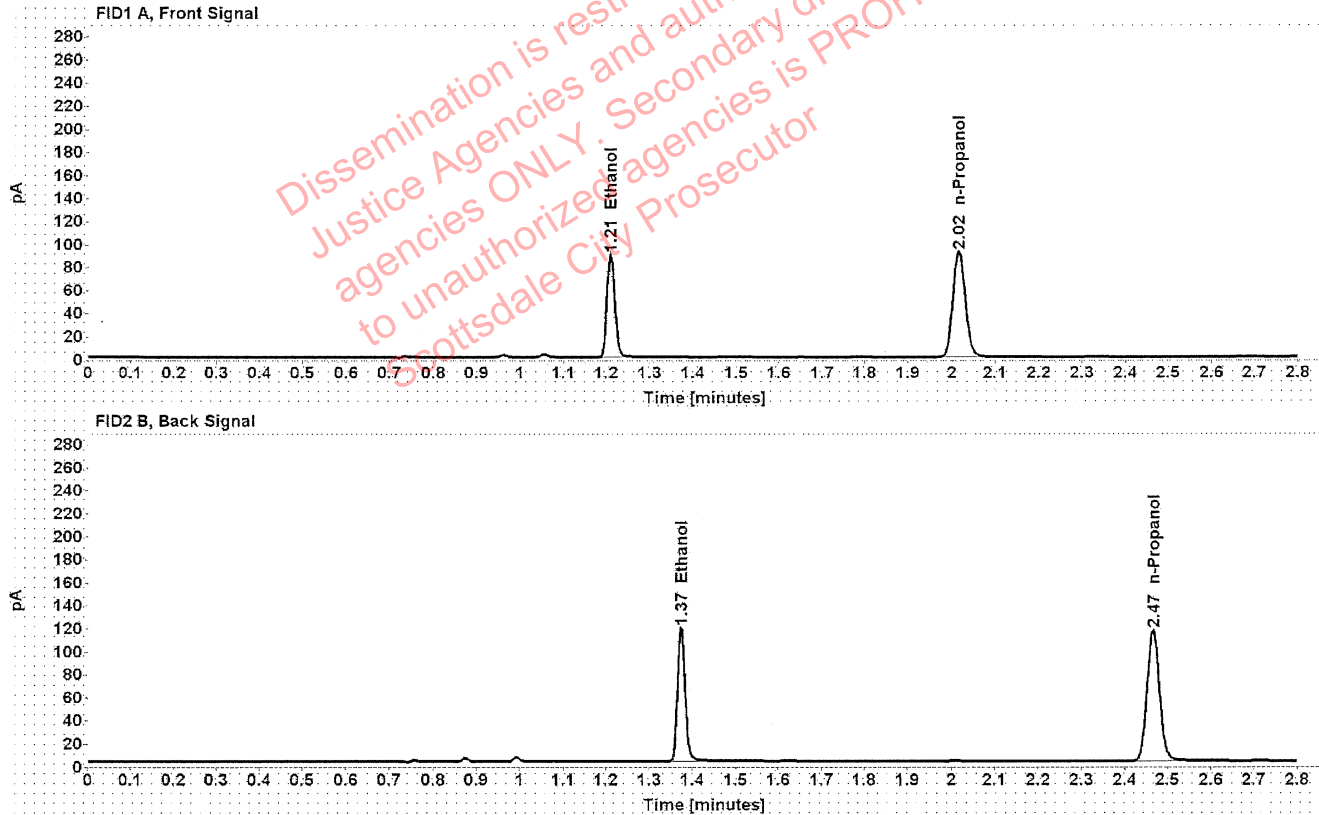


Table 1: FID 1 A (column DB-ALC1)

Compound	Amount (g/100mL)	Time (min)	Peak Area
>Ethanol	0.1730	1.210	113.496
n-Propanol	-----	2.016	182.779

Table 2: FID 2 B (column DB-ALC2)

Compound	Time (min)	Peak Area
Ethanol	1.374	143.640
n-Propanol	2.466	229.383

Scottsdale Police Department Crime Lab Volatiles Analysis

Sample:	1399640	Vial:	25
Description:		LIMS ID:	
Method:	ethanol quant.M	Sequence:	21Dec21
Instrument:	US14173023 CN14160045	Injection date:	12/21/2021 3:32:14 PM
Data file:	C:\Chem32\1\Data\21Dec21\25.D	Analyst:	Abbott

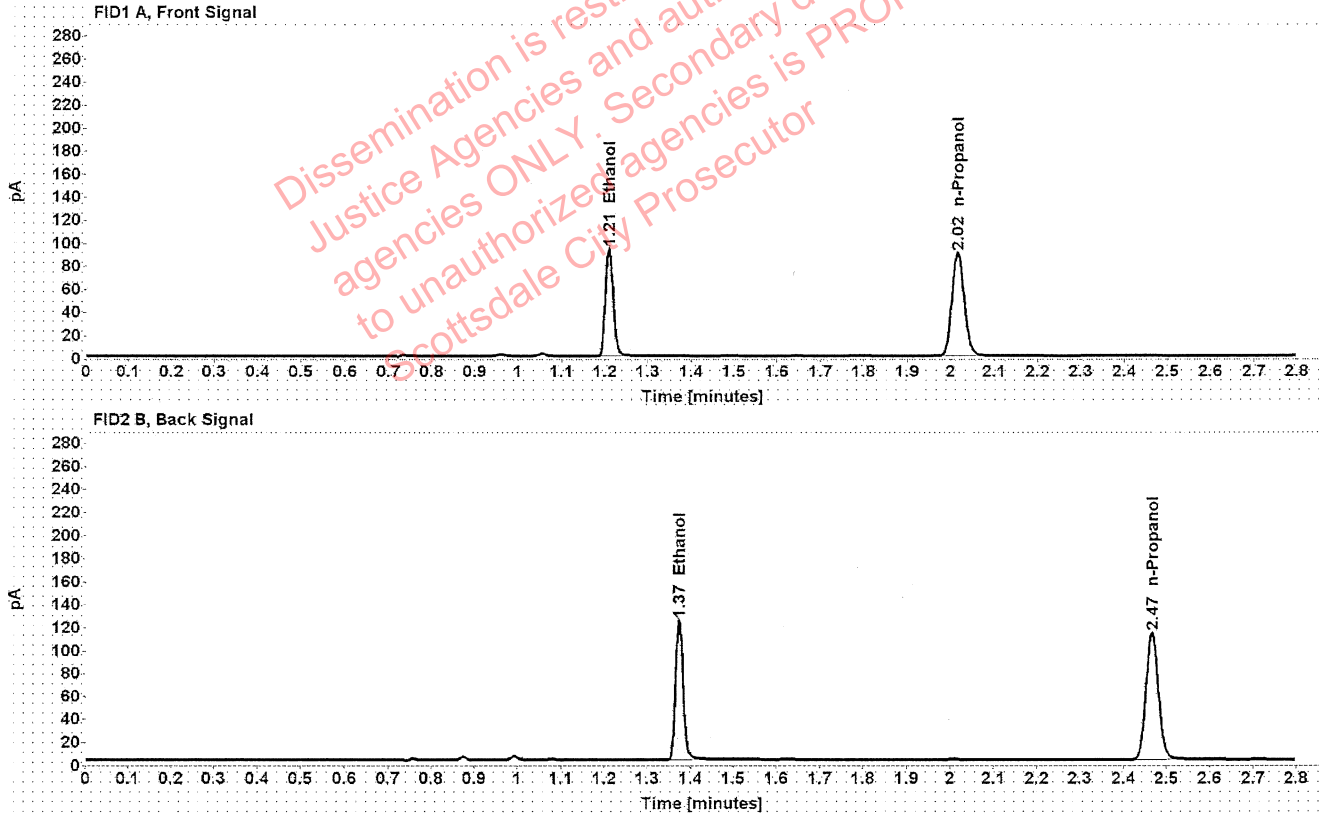


Table 1: FID 1 A (column DB-ALC1)

Compound	Amount (g/100mL)	Time (min)	Peak Area
>Ethanol	0.1856	1.210	118.836
n-Propanol	-----	2.016	178.317

Table 2: FID 2 B (column DB-ALC2)

Compound	Time (min)	Peak Area
Ethanol	1.374	149.854
n-Propanol	2.466	223.538

Scottsdale Police Department Crime Lab Volatiles Analysis

Sample:	1399640	Vial:	26
Description:	[REDACTED]	LIMS ID:	[REDACTED]
Method:	ethanol quant.M	Sequence:	21Dec21
Instrument:	US14173023 CN14160045	Injection date:	12/21/2021 3:36:15 PM
Data file:	C:\Chem32\1\Data\21Dec21\26.D	Analyst:	Abbott

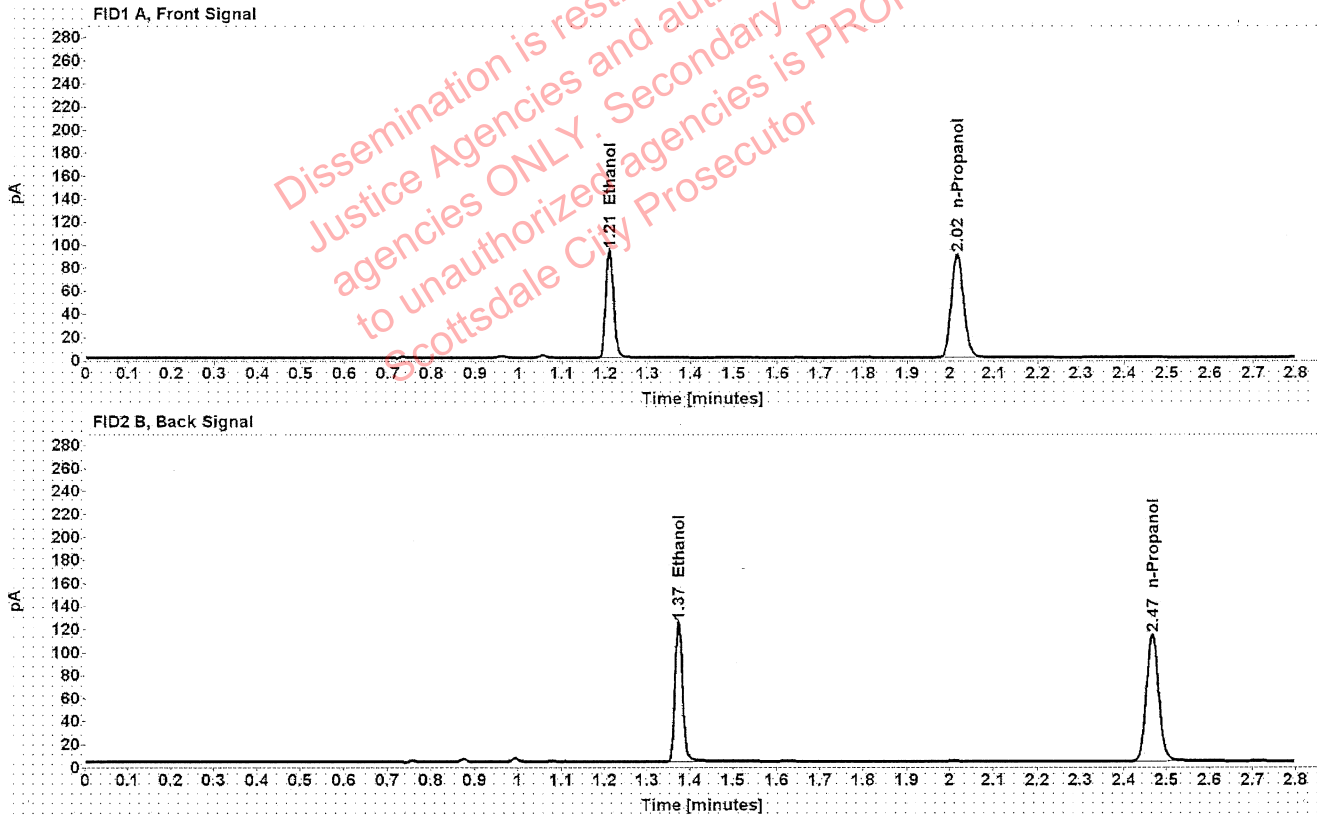


Table 1: FID 1 A (column DB-ALC1)

Compound	Amount (g/100mL)	Time (min)	Peak Area
>Ethanol	0.1856	1.210	118.649
n-Propanol	-----	2.016	177.990

Table 2: FID 2 B (column DB-ALC2)

Compound	Time (min)	Peak Area
Ethanol	1.374	150.127
n-Propanol	2.467	223.144

[REDACTED] : Abbott, Lori - (22-Dec-2021)

Case: [REDACTED] User: LAbbott 12/22/2021

Scottsdale Police Department Crime Lab Volatiles Analysis

Sample:	1400725	Vial:	27
Description:	[REDACTED]	LIMS ID:	[REDACTED]
Method:	ethanol quant.M	Sequence:	21Dec21
Instrument:	US14173023 CN14160045	Injection date:	12/21/2021 3:40:15 PM
Data file:	C:\Chem32\1\Data\21Dec21\27.D	Analyst:	Abbott

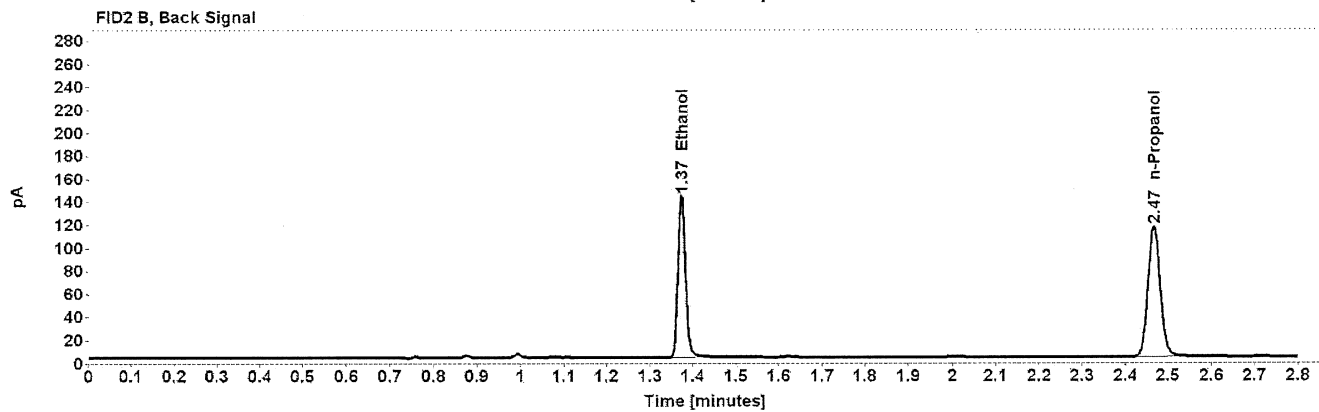
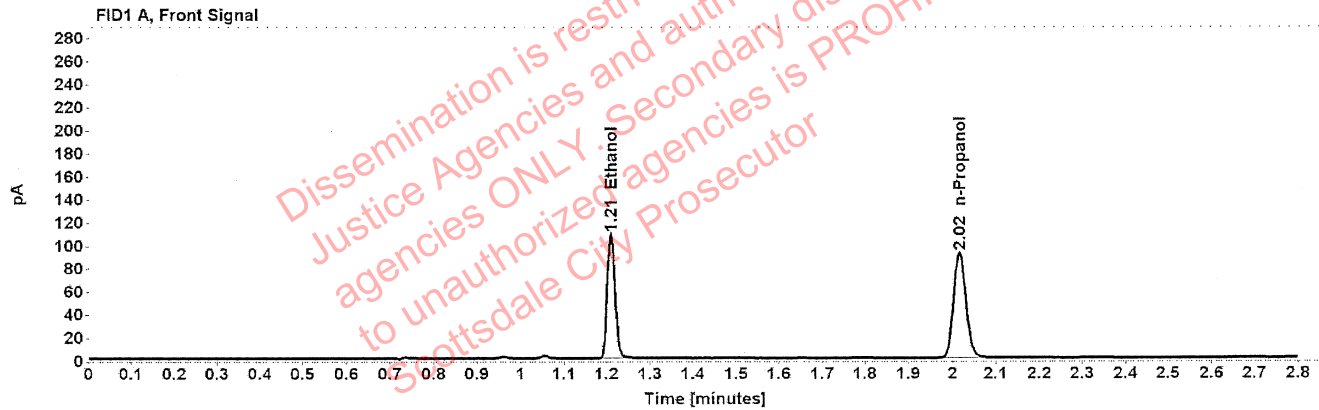


Table 1: FID 1 A (column DB-ALC1)

Compound	Amount (g/100mL)	Time (min)	Peak Area
>Ethanol	0.2091	1.210	137.122
n-Propanol	-----	2.016	182.386

Table 2: FID 2 B (column DB-ALC2)

Compound	Time (min)	Peak Area
Ethanol	1.374	172.893
n-Propanol	2.467	229.144

Scottsdale Police Department Crime Lab Volatiles Analysis

Sample:	1400725	Vial:	28
Description:	[REDACTED]	LIMS ID:	[REDACTED]
Method:	ethanol quant.M	Sequence:	21Dec21
Instrument:	US14173023 CN14160045	Injection date:	12/21/2021 3:44:16 PM
Data file:	C:\Chem32\1\Data\21Dec21\28.D	Analyst:	Abbott

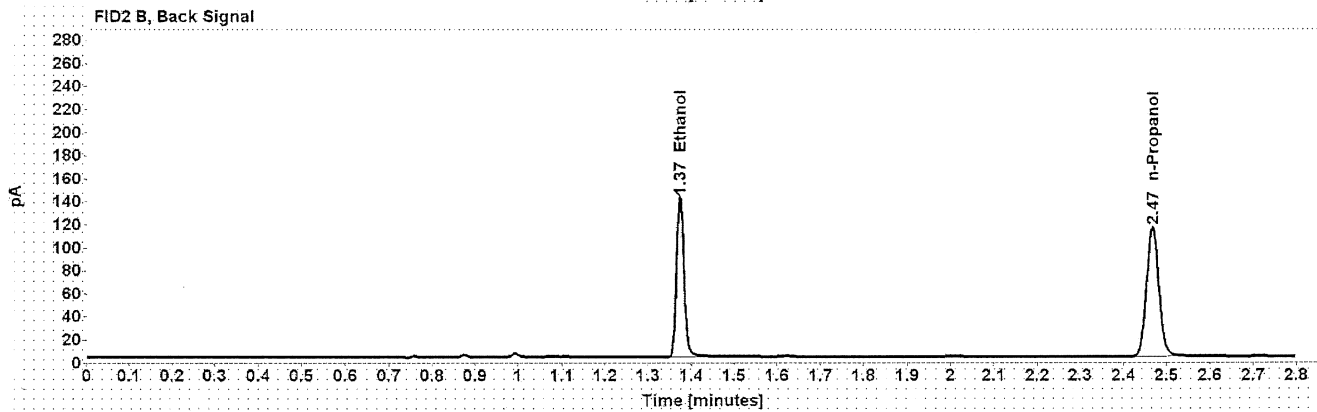
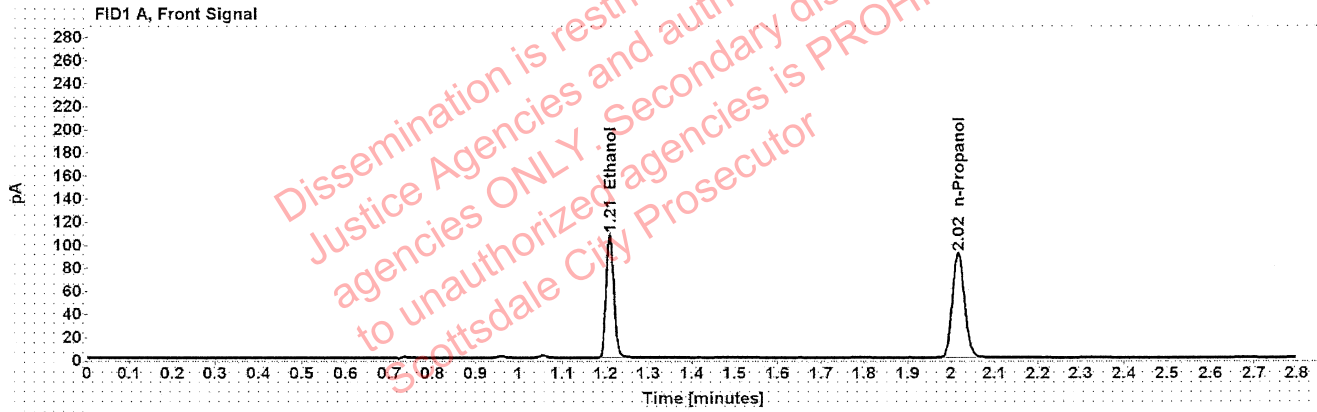


Table 1: FID 1 A (column DB-ALC1)

Compound	Amount (g/100mL)	Time (min)	Peak Area
>Ethanol	0.2090	1.210	135.614
n-Propanol	-----	2.016	180.477

Table 2: FID 2 B (column DB-ALC2)

Compound	Time (min)	Peak Area
Ethanol	1.374	172.817
n-Propanol	2.467	226.629

Scottsdale Police Department Crime Lab Volatiles Analysis

Sample:	1400165	Vial:	29
Description:		LIMS ID:	
Method:	ethanol quant.M	Sequence:	21Dec21
Instrument:	US14173023 CN14160045	Injection date:	12/21/2021 3:48:15 PM
Data file:	C:\Chem32\1\Data\21Dec21\29.D	Analyst:	Abbott

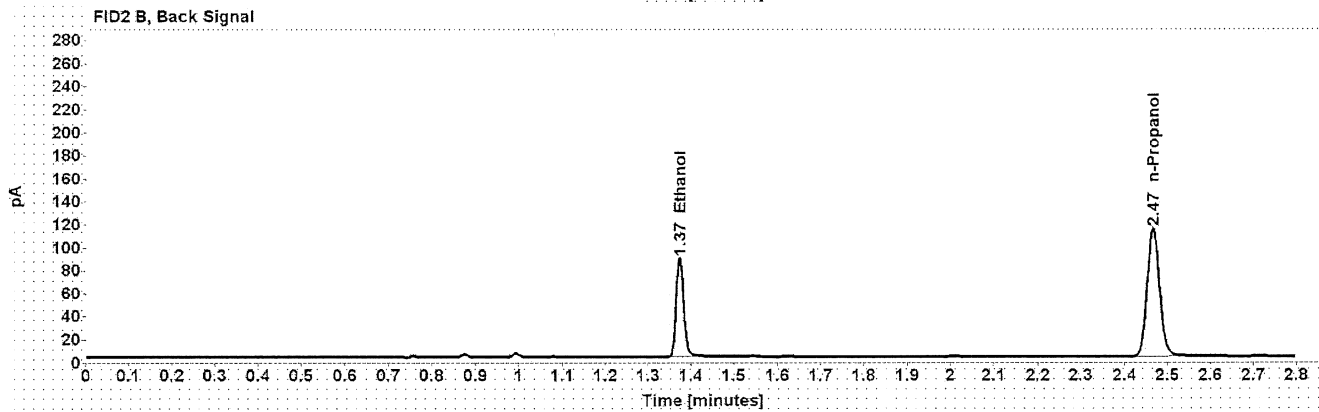
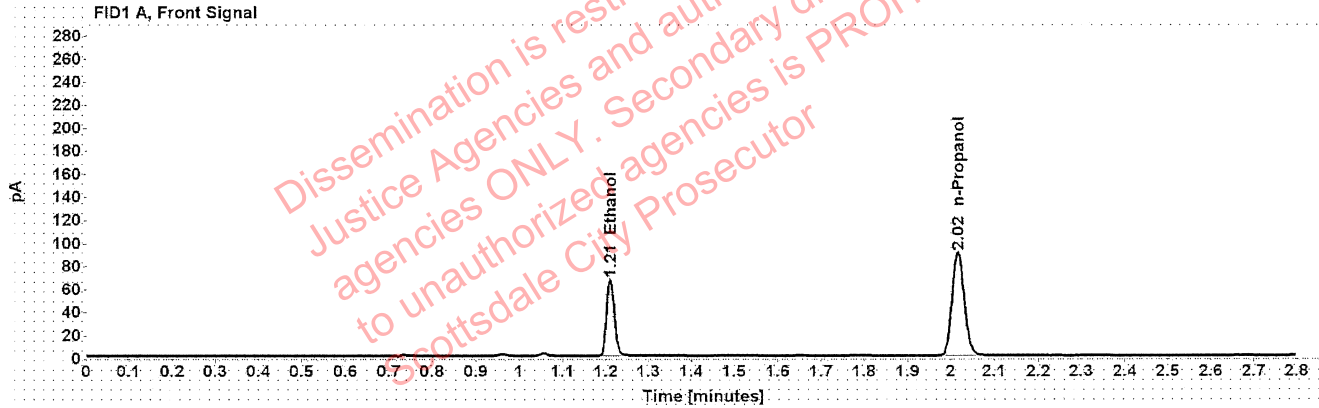


Table 1: FID 1 A (column DB-ALC1)

Compound	Amount (g/100mL)	Time (min)	Peak Area
>Ethanol	0.1326	1.210	84.802
n-Propanol	-----	2.016	178.663

Table 2: FID 2 B (column DB-ALC2)

Compound	Time (min)	Peak Area
Ethanol	1.374	106.491
n-Propanol	2.467	224.240

Scottsdale Police Department Crime Lab Volatiles Analysis

Sample:	1400165	Vial:	30
Description:		LIMS ID:	
Method:	ethanol quant.M	Sequence:	21Dec21
Instrument:	US14173023 CN14160045	Injection date:	12/21/2021 3:52:14 PM
Data file:	C:\Chem32\1\Data\21Dec21\30.D	Analyst:	Abbott

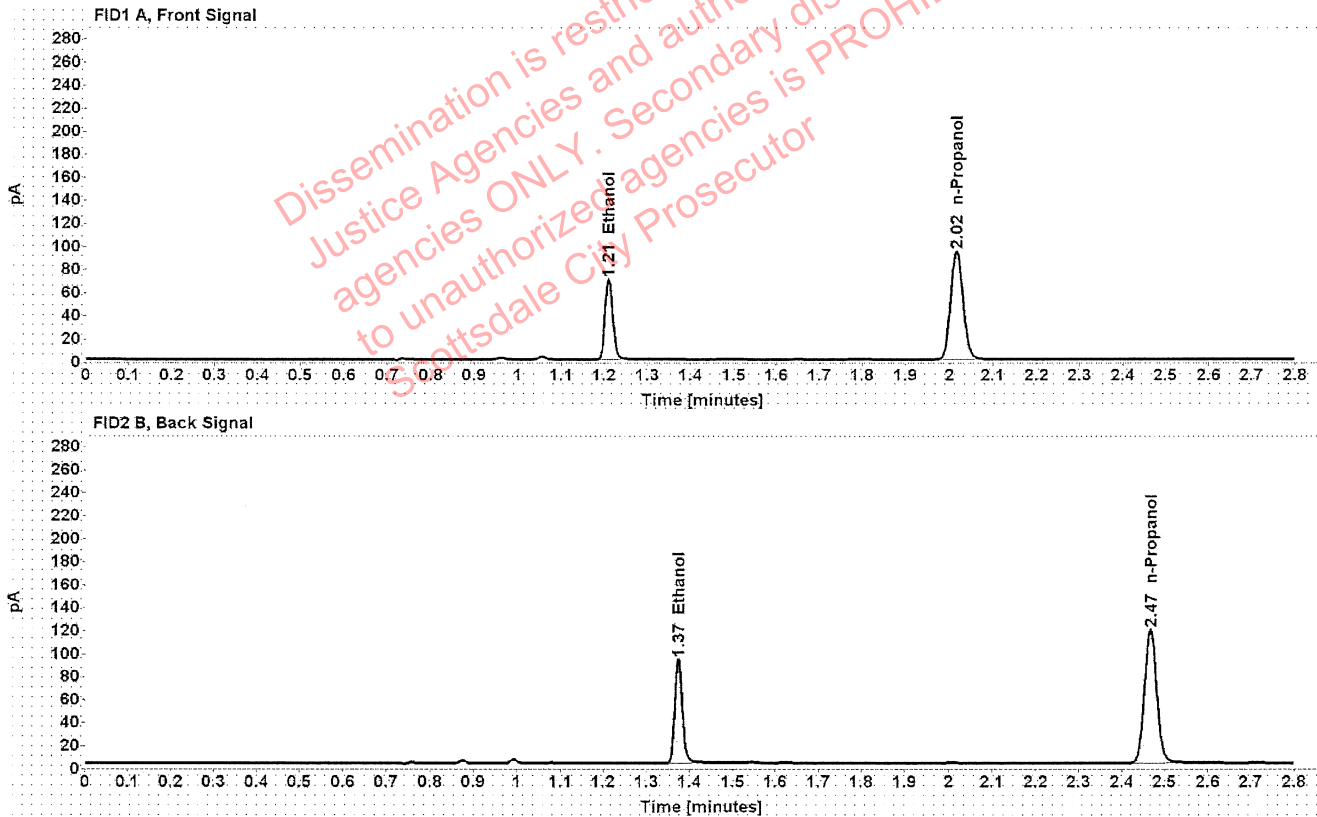


Table 1: FID 1 A (column DB-ALC1)

Compound	Amount (g/100mL)	Time (min)	Peak Area
>Ethanol	0.1327	1.210	88.638
n-Propanol	-----	2.016	186.662

Table 2: FID 2 B (column DB-ALC2)

Compound	Time (min)	Peak Area
Ethanol	1.374	111.511
n-Propanol	2.467	234.271

Scottsdale Police Department Crime Lab Volatiles Analysis

Sample:	1400824	Vial:	32
Description:	[REDACTED]	LIMS ID:	[REDACTED]
Method:	ethanol quant.M	Sequence:	21Dec21
Instrument:	US14173023 CN14160045	Injection date:	12/21/2021 4:00:31 PM
Data file:	C:\Chem32\1\Data\21Dec21\32.D	Analyst:	Abbott

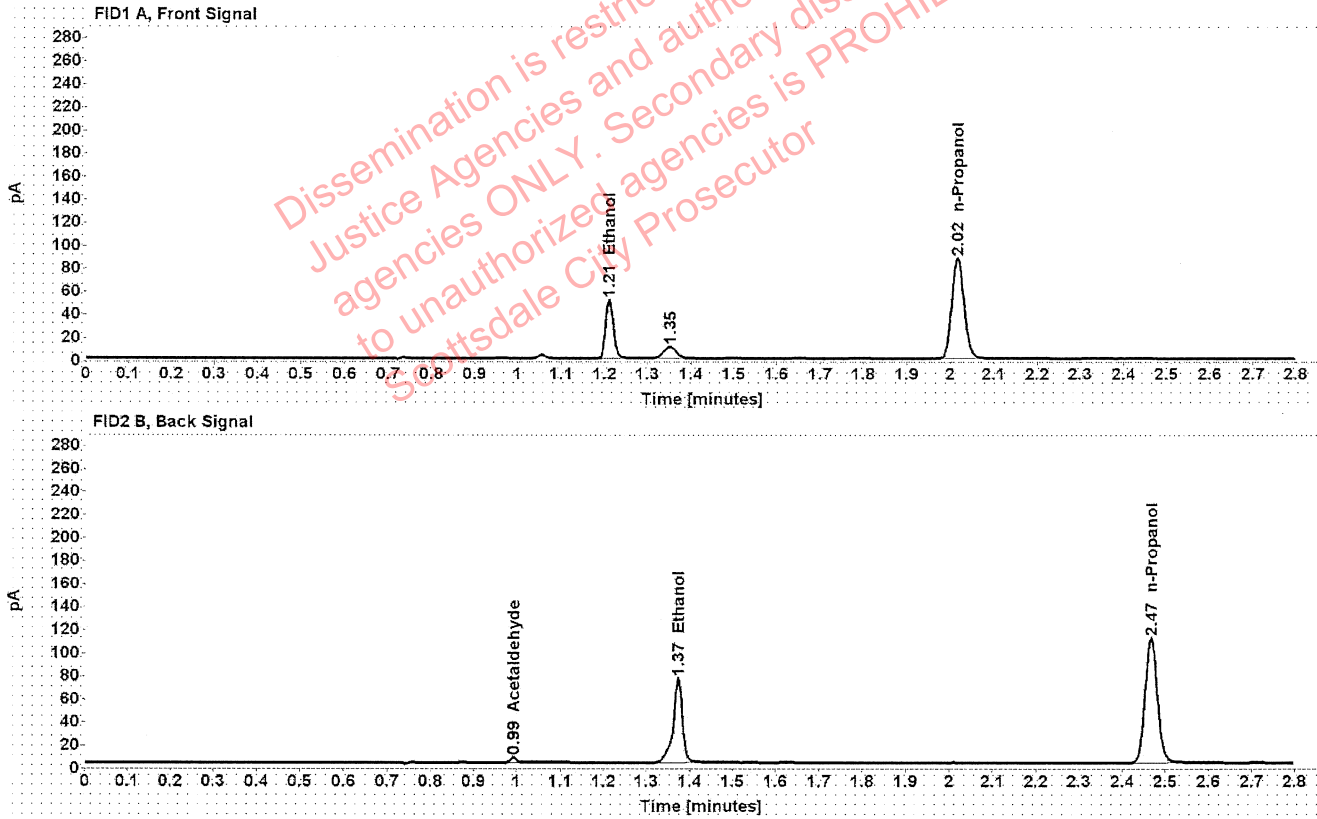


Table 1: FID 1 A (column DB-ALC1)

Compound	Amount (g/100mL)	Time (min)	Peak Area
>Ethanol	0.1045	1.211	64.778
n-Propanol	-----	2.016	173.699

Table 2: FID 2 B (column DB-ALC2)

Compound	Time (min)	Peak Area
Acetaldehyde	0.993	4.456
Ethanol	1.374	111.230
n-Propanol	2.467	218.403

Scottsdale Police Department Crime Lab Volatiles Analysis

Sample:	1400824	Vial:	33
Description:	[REDACTED]	LIMS ID:	[REDACTED]
Method:	ethanol quant.M	Sequence:	21Dec21
Instrument:	US14173023 CN14160045	Injection date:	12/21/2021 4:04:29 PM
Data file:	C:\Chem32\1\Data\21Dec21\33.D	Analyst:	Abbott

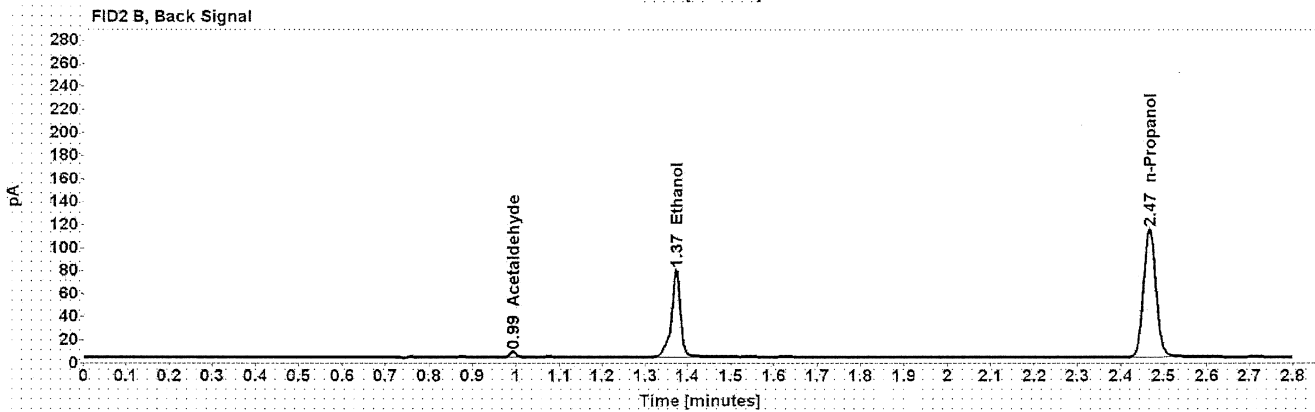
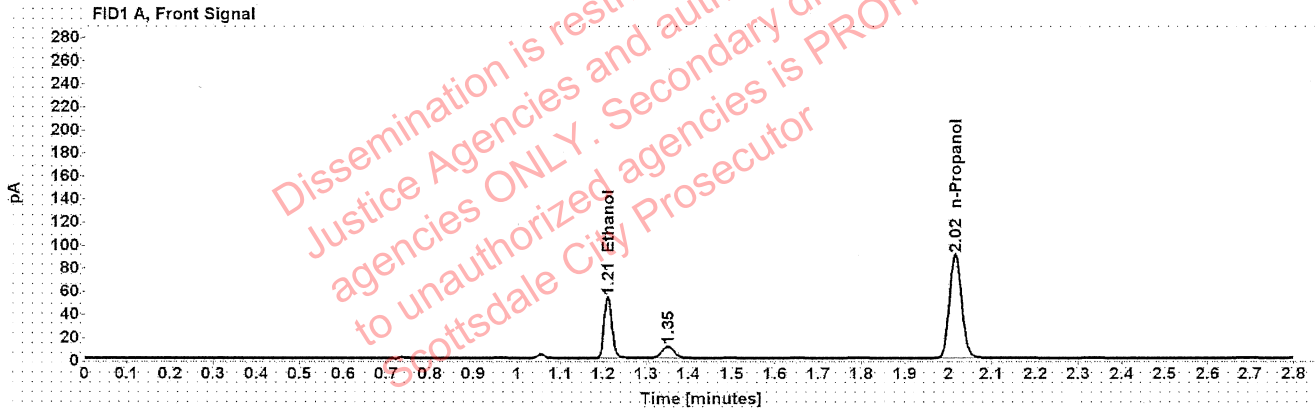


Table 1: FID 1 A (column DB-ALC1)

Compound	Amount (g/100mL)	Time (min)	Peak Area
>Ethanol	0.1051	1.211	67.173
n-Propanol	-----	2.016	179.062

Table 2: FID 2 B (column DB-ALC2)

Compound	Time (min)	Peak Area
Acetaldehyde	0.993	4.645
Ethanol	1.374	115.283
n-Propanol	2.467	225.128

Scottsdale Police Department Crime Lab Volatiles Analysis

Sample:	1400736	Vial:	34
Description:		LIMS ID:	
Method:	ethanol quant.M	Sequence:	21Dec21
Instrument:	US14173023 CN14160045	Injection date:	12/21/2021 4:08:30 PM
Data file:	C:\Chem32\1\Data\21Dec21\34.D	Analyst:	Abbott

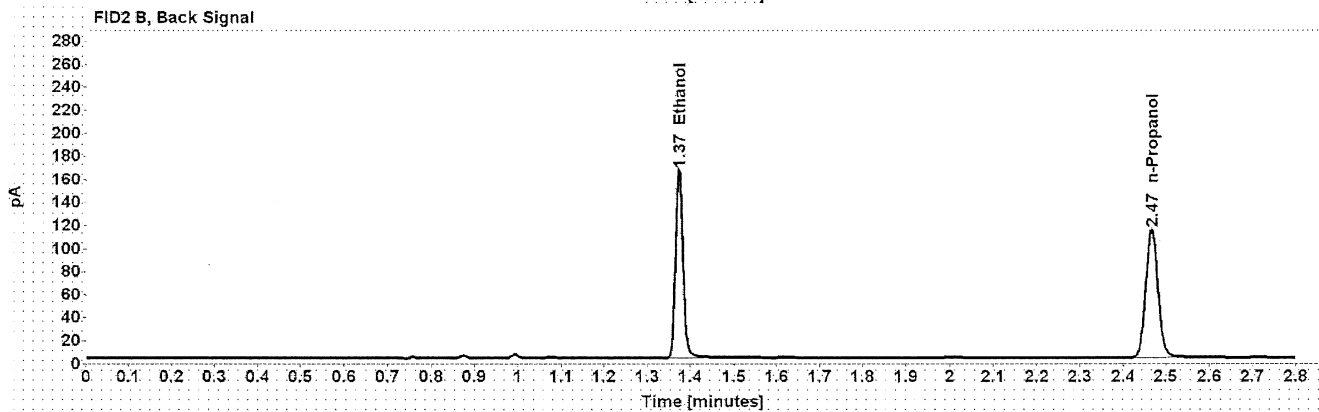
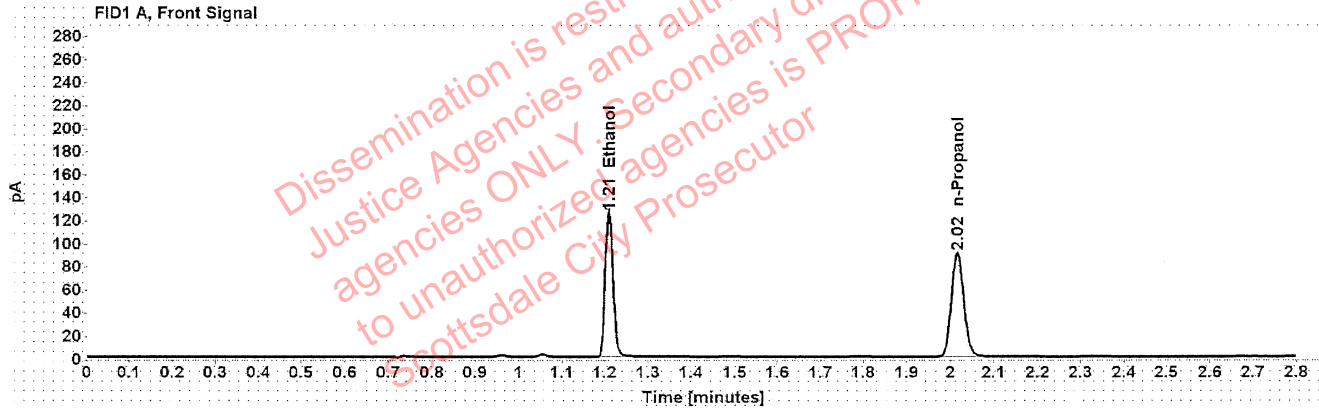


Table 1: FID 1 A (column DB-ALC1)

Compound	Amount (g/100mL)	Time (min)	Peak Area
>Ethanol	0.2464	1.210	158.712
n-Propanol	-----	2.016	178.955

Table 2: FID 2 B (column DB-ALC2)

Compound	Time (min)	Peak Area
Ethanol	1.374	202.707
n-Propanol	2.467	225.490

Scottsdale Police Department Crime Lab Volatiles Analysis

Sample:	1400736	Vial:	35
Description:	[REDACTED]	LIMS ID:	[REDACTED]
Method:	ethanol quant.M	Sequence:	21Dec21
Instrument:	US14173023 CN14160045	Injection date:	12/21/2021 4:12:29 PM
Data file:	C:\Chem32\1\Data\21Dec21\35.D	Analyst:	Abbott

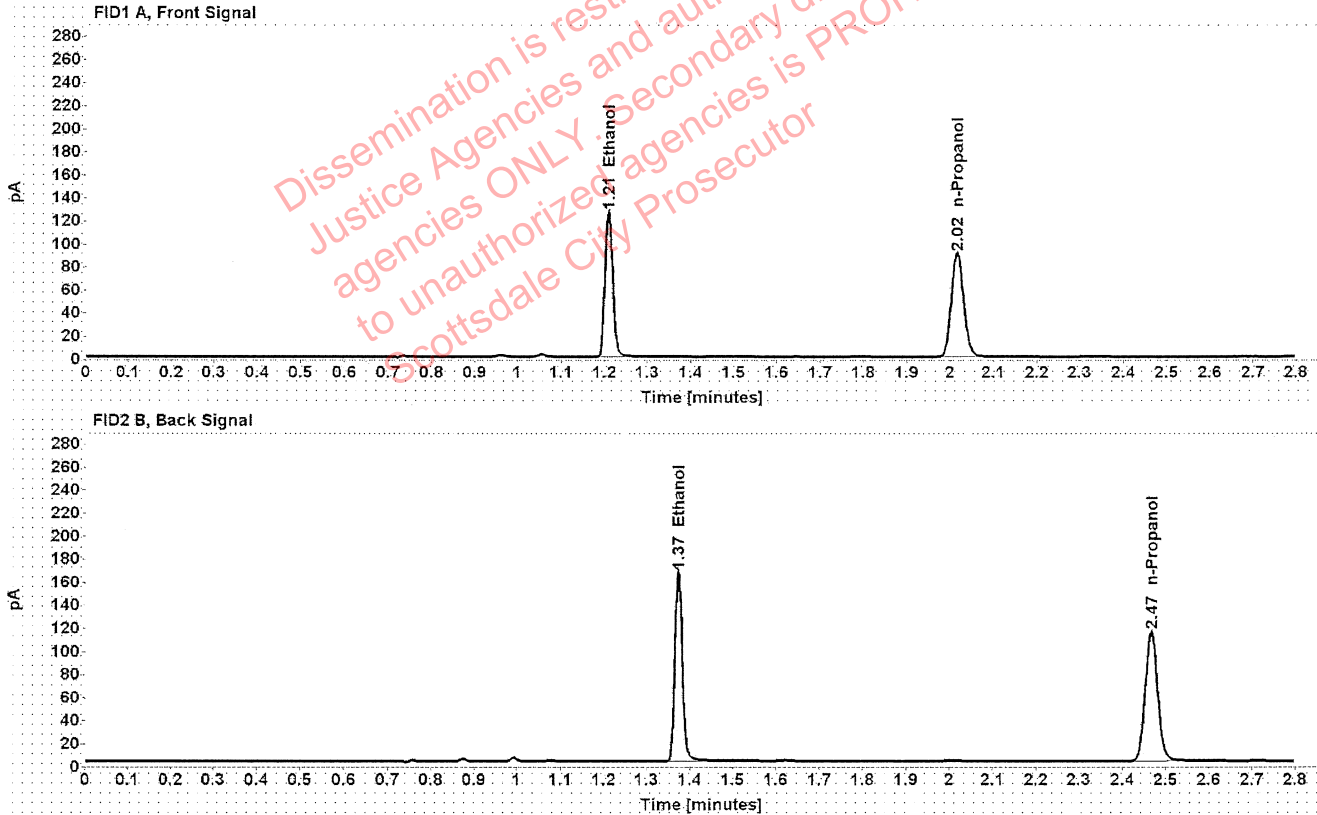


Table 1: FID 1 A (column DB-ALC1)

Compound	Amount (g/100mL)	Time (min)	Peak Area
>Ethanol	0.2470	1.210	159.785
n-Propanol	-----	2.016	179.790

Table 2: FID 2 B (column DB-ALC2)

Compound	Time (min)	Peak Area
Ethanol	1.374	203.673
n-Propanol	2.467	226.545

Scottsdale Police Department Crime Lab Volatiles Analysis

Sample:	1400928	Vial:	36
Description:	[REDACTED]	LIMS ID:	[REDACTED]
Method:	ethanol quant.M	Sequence:	21Dec21
Instrument:	US14173023 CN14160045	Injection date:	12/21/2021 4:16:30 PM
Data file:	C:\Chem32\1\Data\21Dec21\36.D	Analyst:	Abbott

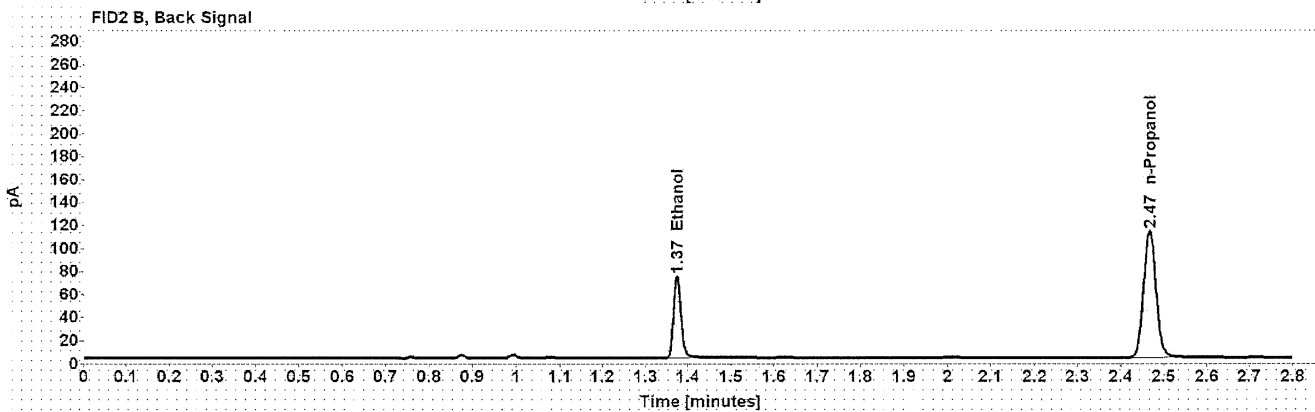
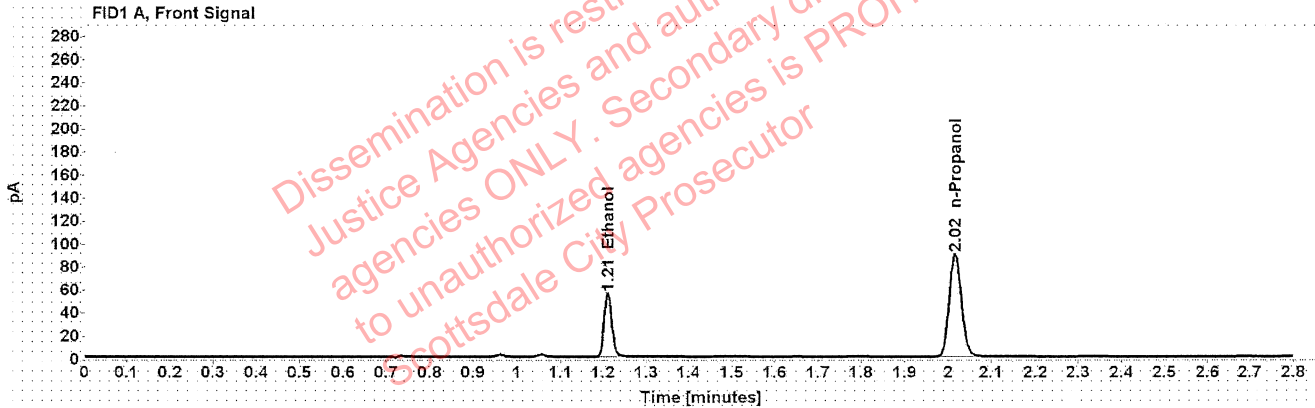


Table 1: FID 1 A (column DB-ALC1)

Compound	Amount (g/100mL)	Time (min)	Peak Area
>Ethanol	0.1101	1.211	69.756
n-Propanol	-----	2.016	177.417

Table 2: FID 2 B (column DB-ALC2)

Compound	Time (min)	Peak Area
Ethanol	1.374	87.739
n-Propanol	2.467	223.255

[REDACTED] : Abbott, Lori - (22-Dec-2021)

Case: [REDACTED] User: LAbbott 12/22/2021

Scottsdale Police Department Crime Lab Volatiles Analysis

Sample:	1400928	Vial:	37
Description:	[REDACTED]	LIMS ID:	[REDACTED]
Method:	ethanol quant.M	Sequence:	21Dec21
Instrument:	US14173023 CN14160045	Injection date:	12/21/2021 4:20:45 PM
Data file:	C:\Chem32\1\Data\21Dec21\37.D	Analyst:	Abbott

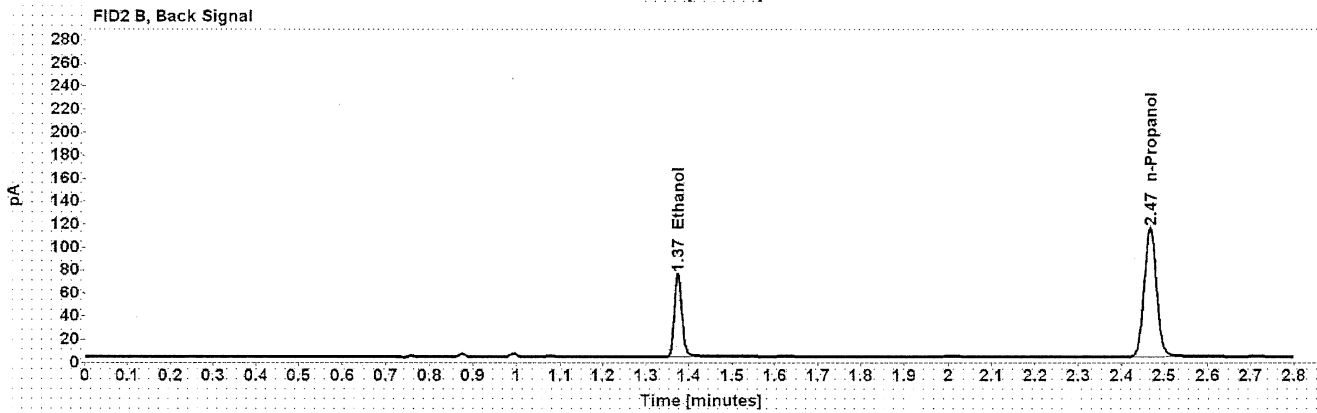
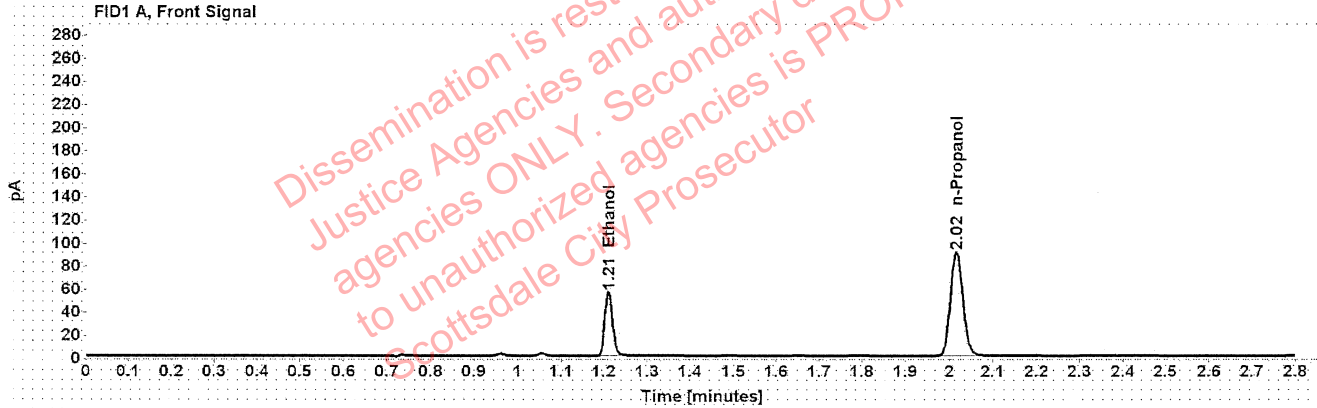


Table 1: FID 1 A (column DB-ALC1)

Compound	Amount (g/100mL)	Time (min)	Peak Area
>Ethanol	0.1103	1.211	70.712
n-Propanol	-----	2.016	179.584

Table 2: FID 2 B (column DB-ALC2)

Compound	Time (min)	Peak Area
Ethanol	1.374	88.976
n-Propanol	2.467	226.030

Scottsdale Police Department Crime Lab Volatiles Analysis

Sample:	1373766	Vial:	38
Description:	[REDACTED]	LIMS ID:	[REDACTED]
Method:	ethanol quant.M	Sequence:	21Dec21
Instrument:	US14173023 CN14160045	Injection date:	12/21/2021 4:24:45 PM
Data file:	C:\Chem32\1\Data\21Dec21\38.D	Analyst:	Abbott

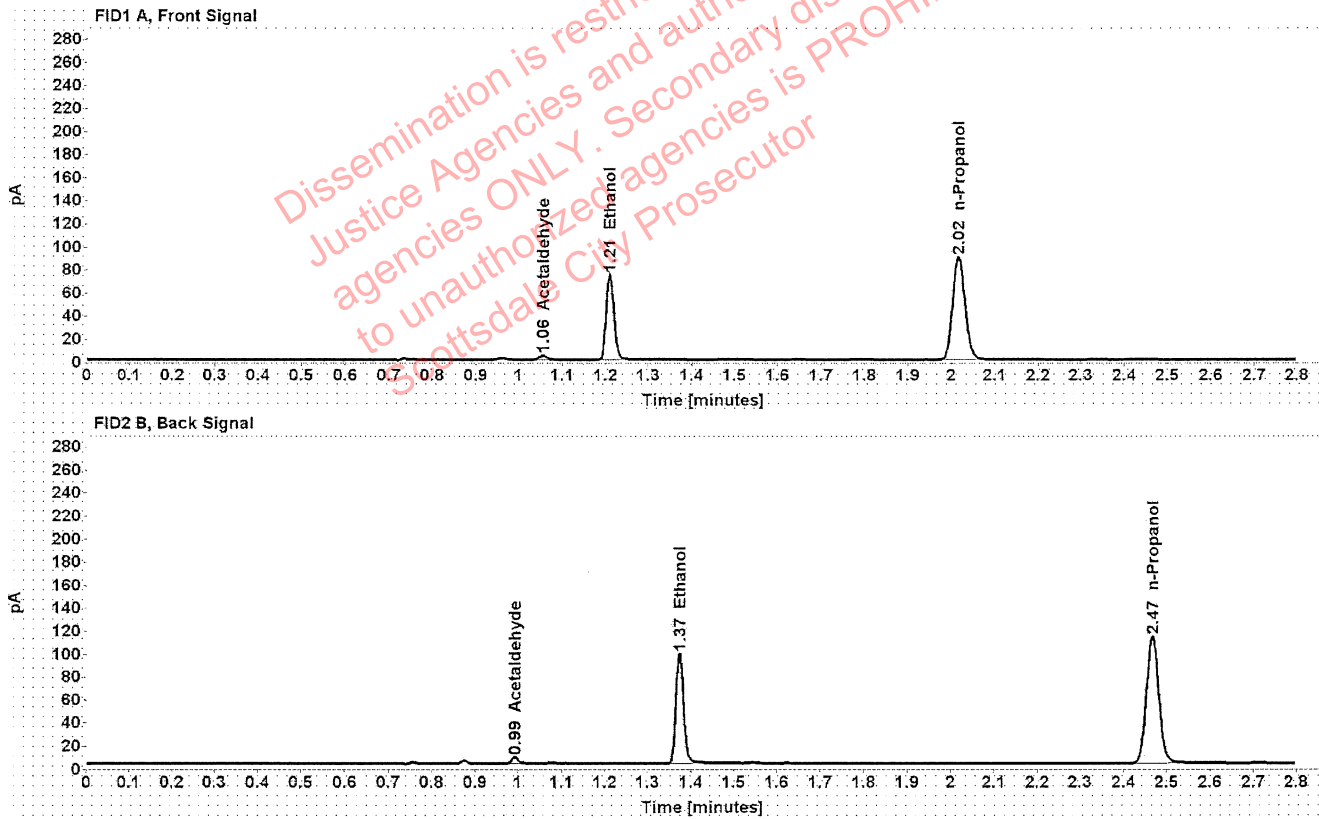


Table 1: FID 1 A (column DB-ALC1)

Compound	Amount (g/100mL)	Time (min)	Peak Area
Acetaldehyde	-----	1.056	3.979
>Ethanol	0.1470	1.210	93.716
n-Propanol	-----	2.016	177.875

Table 2: FID 2 B (column DB-ALC2)

Compound	Time (min)	Peak Area
Acetaldehyde	0.993	5.273
Ethanol	1.374	118.374
n-Propanol	2.467	223.487

Scottsdale Police Department Crime Lab Volatiles Analysis

Sample:	1373766	Vial:	39
Description:		LIMS ID:	
Method:	ethanol quant.M	Sequence:	21Dec21
Instrument:	US14173023 CN14160045	Injection date:	12/21/2021 4:28:45 PM
Data file:	C:\Chem32\1\Data\21Dec21\39.D	Analyst:	Abbott

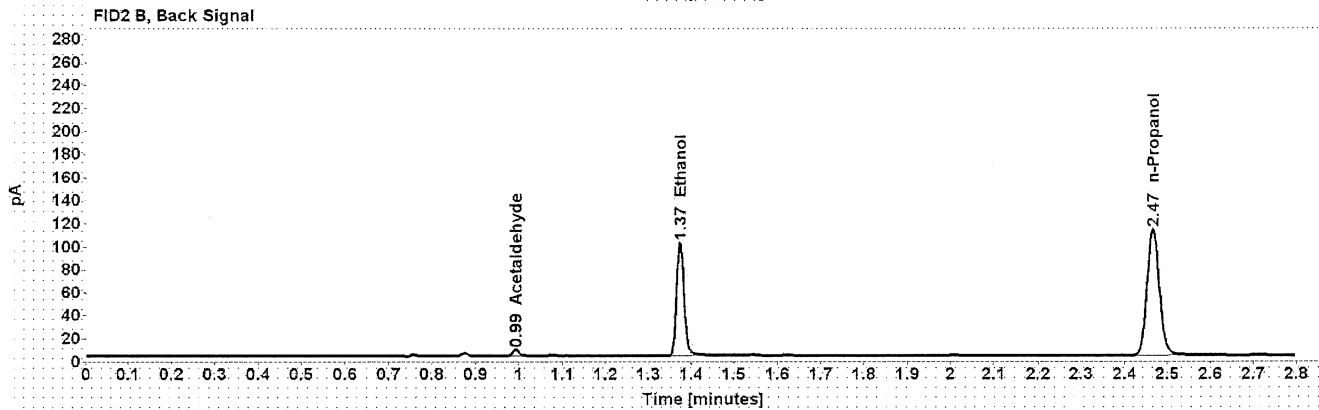
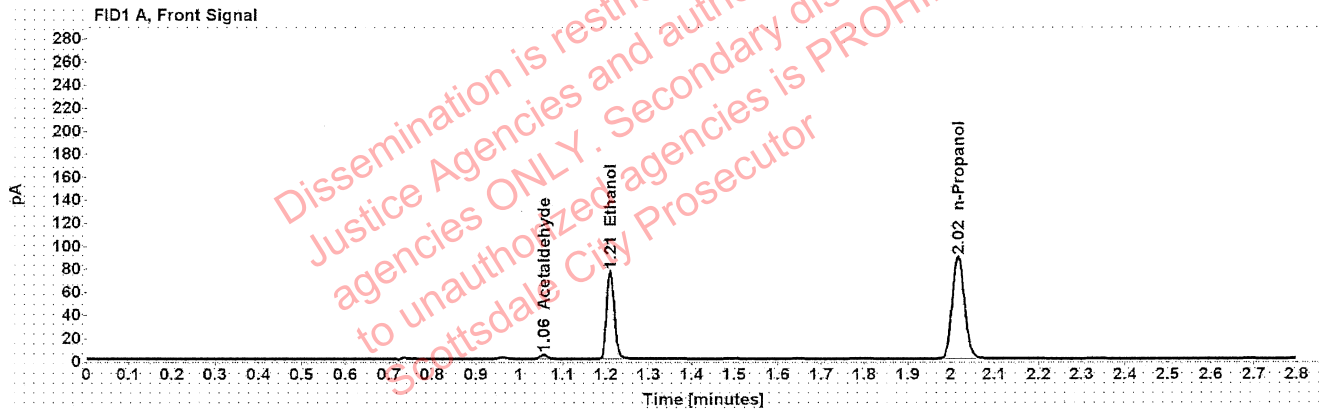


Table 1: FID 1 A (column DB-ALC1)

Compound	Amount (g/100mL)	Time (min)	Peak Area
Acetaldehyde	-----	1.056	3.977
>Ethanol	0.1526	1.210	96.732
n-Propanol	-----	2.016	176.774

Table 2: FID 2 B (column DB-ALC2)

Compound	Time (min)	Peak Area
Acetaldehyde	0.993	5.265
Ethanol	1.374	122.087
n-Propanol	2.467	222.257

Scottsdale Police Department Crime Lab Volatiles Analysis

Sample:	1400889	Vial:	40
Description:		LIMS ID:	
Method:	ethanol quant.M	Sequence:	21Dec21
Instrument:	US14173023 CN14160045	Injection date:	12/21/2021 4:32:44 PM
Data file:	C:\Chem32\1\Data\21Dec21\40.D	Analyst:	Abbott

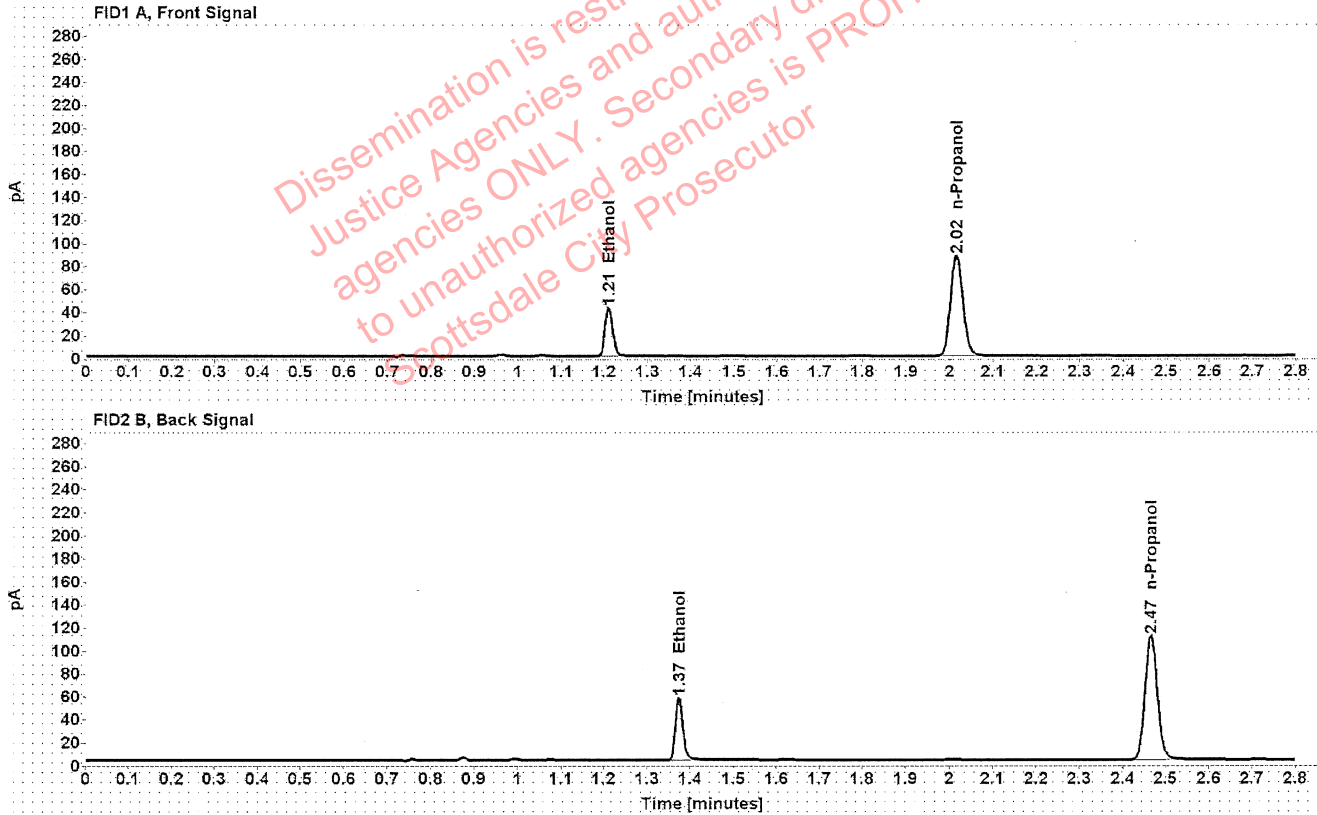


Table 1: FID 1 A (column DB-ALC1)

Compound	Amount (g/100mL)	Time (min)	Peak Area
>Ethanol	0.0861	1.211	53.151
n-Propanol	-----	2.016	173.605

Table 2: FID 2 B (column DB-ALC2)

Compound	Time (min)	Peak Area
Ethanol	1.374	66.846
n-Propanol	2.466	218.808

Scottsdale Police Department Crime Lab Volatiles Analysis

Sample:	1400889	Vial:	41
Description:		LIMS ID:	
Method:	ethanol quant.M	Sequence:	21Dec21
Instrument:	US14173023 CN14160045	Injection date:	12/21/2021 4:36:44 PM
Data file:	C:\Chem32\1\Data\21Dec21\41.D	Analyst:	Abbott

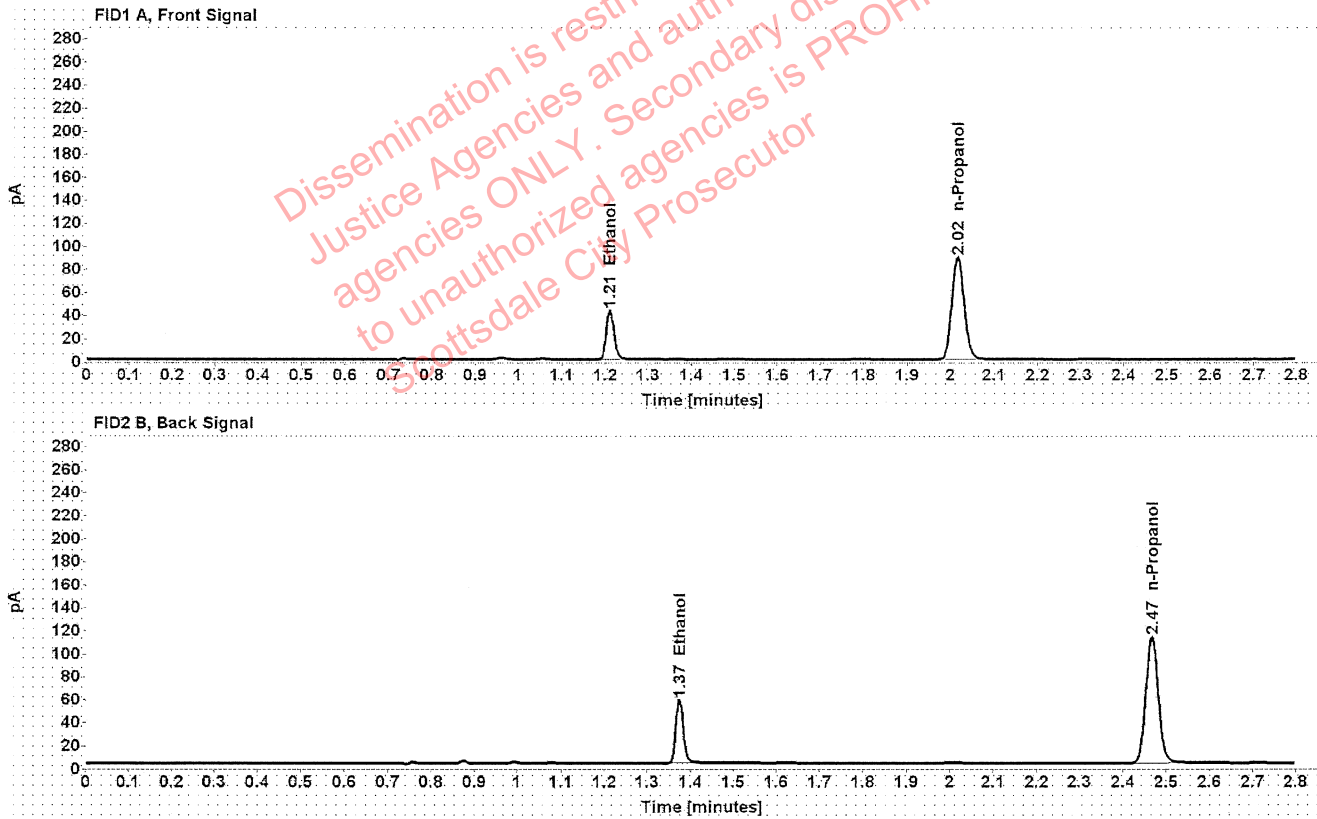


Table 1: FID 1 A (column DB-ALC1)

Compound	Amount (g/100mL)	Time (min)	Peak Area
>Ethanol	0.0862	1.211	53.901
n-Propanol	-----	2.016	175.752

Table 2: FID 2 B (column DB-ALC2)

Compound	Time (min)	Peak Area
Ethanol	1.374	67.950
n-Propanol	2.466	221.450

Scottsdale Police Department Crime Lab Volatiles Analysis

Sample:	1400903	Vial:	43
Description:	[REDACTED]	LIMS ID:	[REDACTED]
Method:	ethanol quant.M	Sequence:	21Dec21
Instrument:	US14173023 CN14160045	Injection date:	12/21/2021 4:44:59 PM
Data file:	C:\Chem32\1\Data\21Dec21\43.D	Analyst:	Abbott

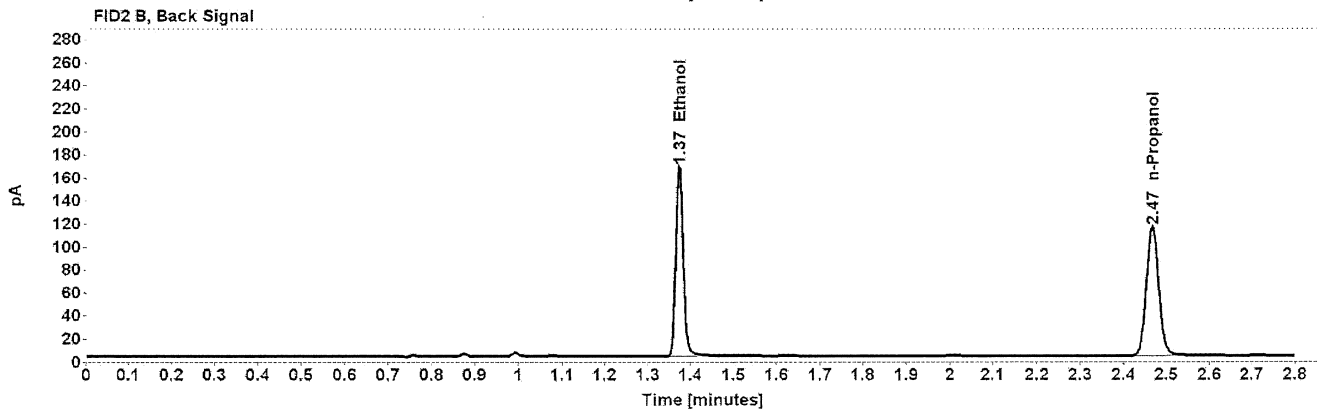
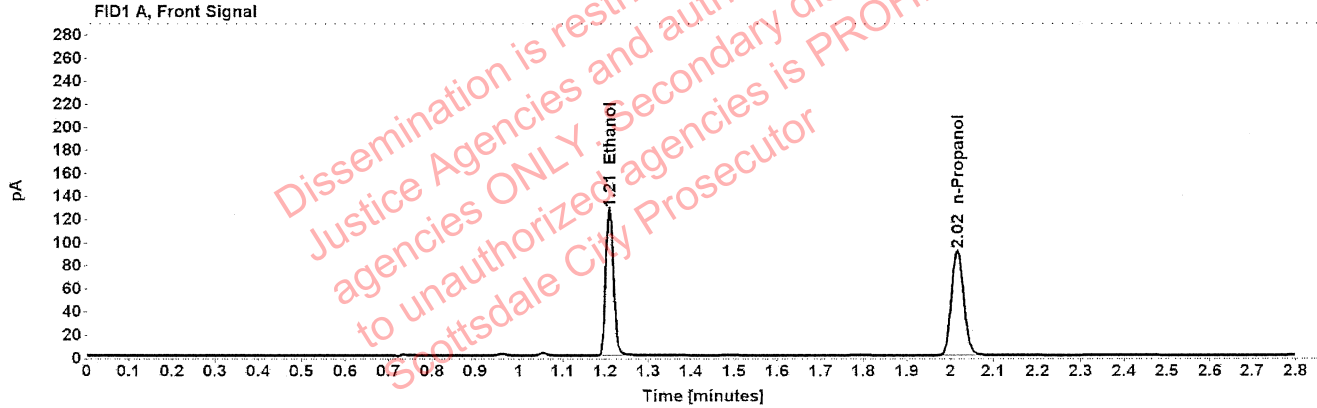


Table 1: FID 1 A (column DB-ALC1)

Compound	Amount (g/100mL)	Time (min)	Peak Area
>Ethanol	0.2472	1.210	160.408
n-Propanol	-----	2.016	180.291

Table 2: FID 2 B (column DB-ALC2)

Compound	Time (min)	Peak Area
Ethanol	1.374	203.004
n-Propanol	2.467	226.580

Scottsdale Police Department Crime Lab Volatiles Analysis

Sample:	1400903	Vial:	44
Description:	[REDACTED]	LIMS ID:	[REDACTED]
Method:	ethanol quant.M	Sequence:	21Dec21
Instrument:	US14173023 CN14160045	Injection date:	12/21/2021 4:48:59 PM
Data file:	C:\Chem32\1\Data\21Dec21\44.D	Analyst:	Abbott

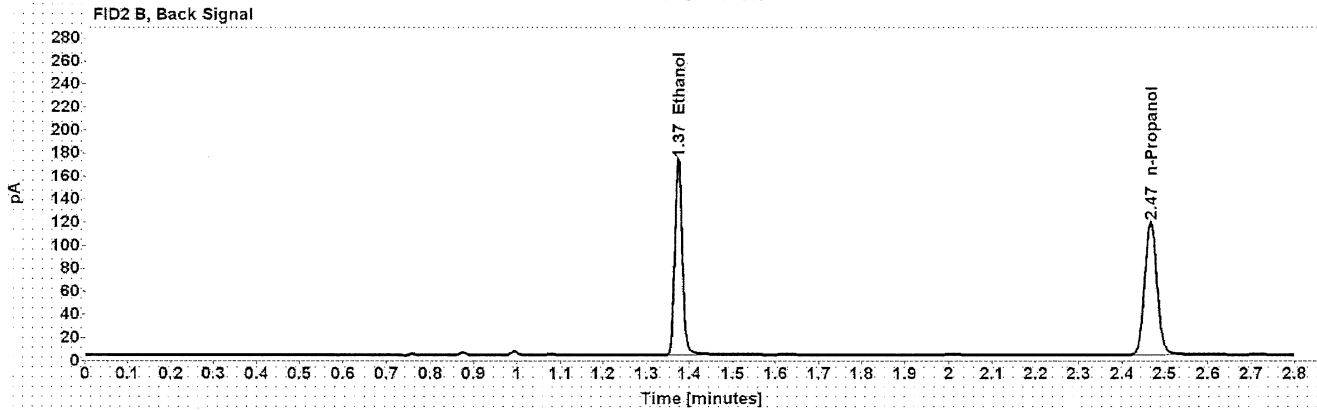
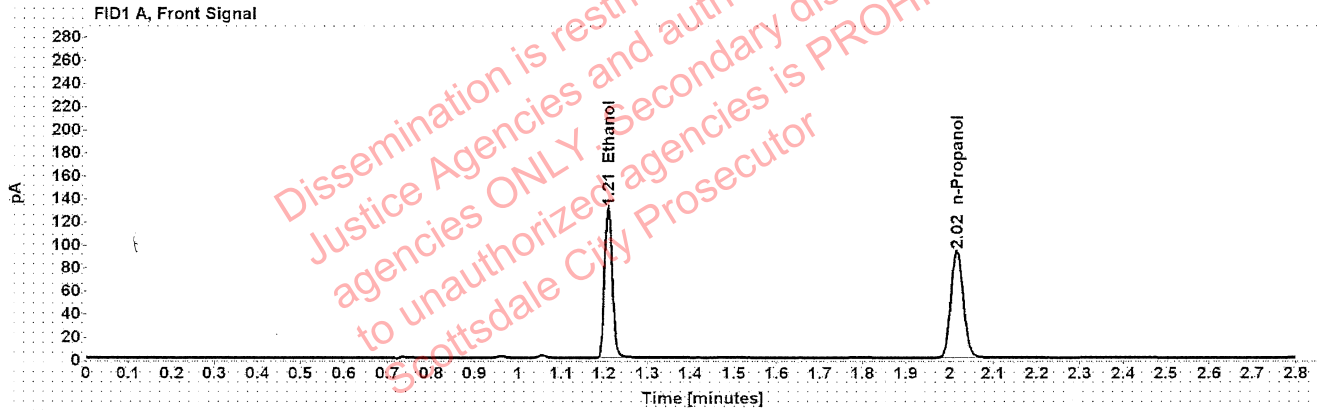


Table 1: FID 1 A (column DB-ALC1)

Compound	Amount (g/100mL)	Time (min)	Peak Area
>Ethanol	0.2486	1.210	165.171
n-Propanol	-----	2.016	184.616

Table 2: FID 2 B (column DB-ALC2)

Compound	Time (min)	Peak Area
Ethanol	1.374	210.616
n-Propanol	2.467	232.197

Scottsdale Police Department Crime Lab Volatiles Analysis

Sample:	38601LS	Vial:	45
Description:	██████████	LIMS ID:	██████████
Method:	ethanol quant.M	Sequence:	21Dec21
Instrument:	US14173023 CN14160045	Injection date:	12/21/2021 4:52:59 PM
Data file:	C:\Chem32\1\Data\21Dec21\45.D	Analyst:	Abbott

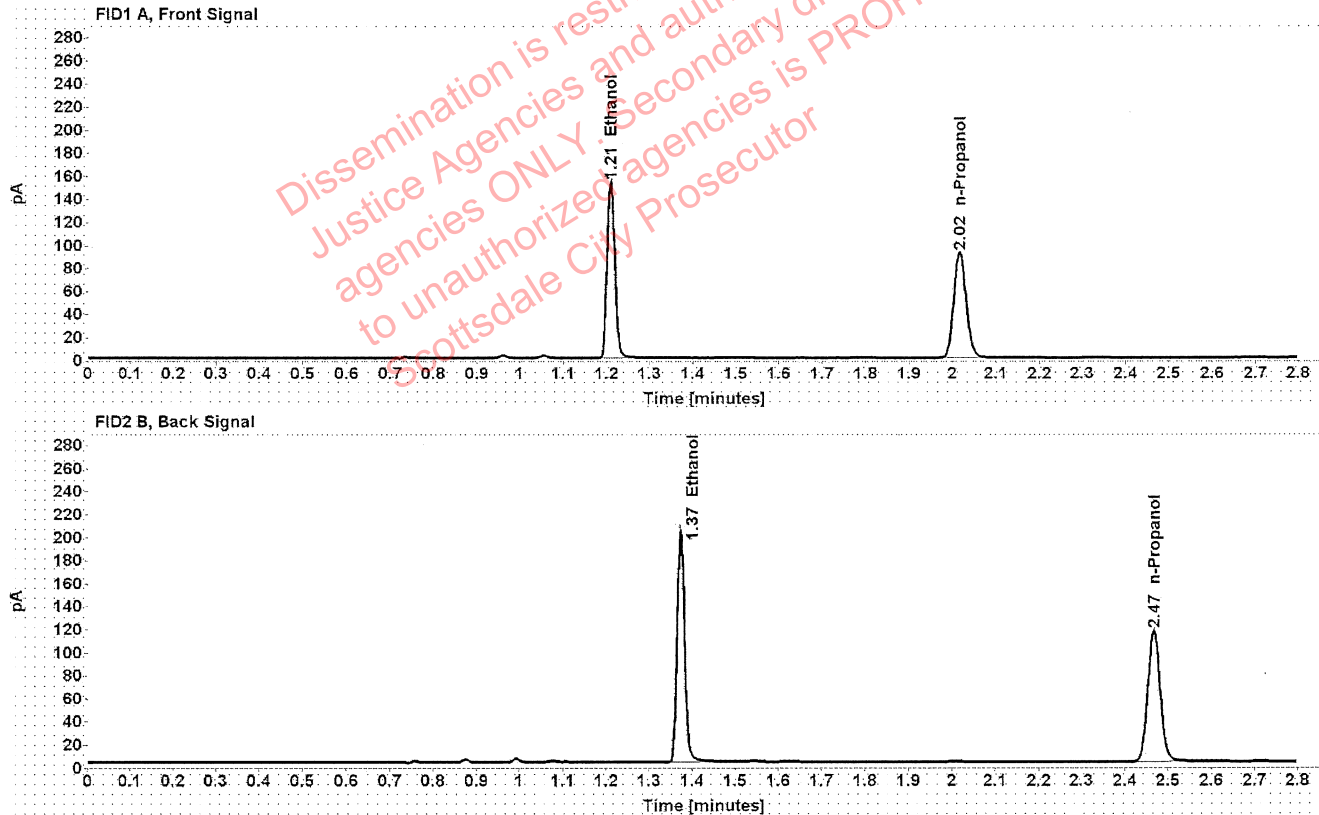


Table 1: FID 1 A (column DB-ALC1)

Compound	Amount (g/100mL)	Time (min)	Peak Area
>Ethanol	0.2944	1.210	194.162
n-Propanol	-----	2.016	183.048

Table 2: FID 2 B (column DB-ALC2)

Compound	Time (min)	Peak Area
Ethanol	1.374	245.812
n-Propanol	2.467	230.183

Scottsdale Police Department Crime Lab Volatiles Analysis

Sample:	38601LS	Vial:	46
Description:	[REDACTED]	LIMS ID:	[REDACTED]
Method:	ethanol quant.M	Sequence:	21Dec21
Instrument:	US14173023 CN14160045	Injection date:	12/21/2021 4:57:00 PM
Data file:	C:\Chem32\1\Data\21Dec21\46.D	Analyst:	Abbott

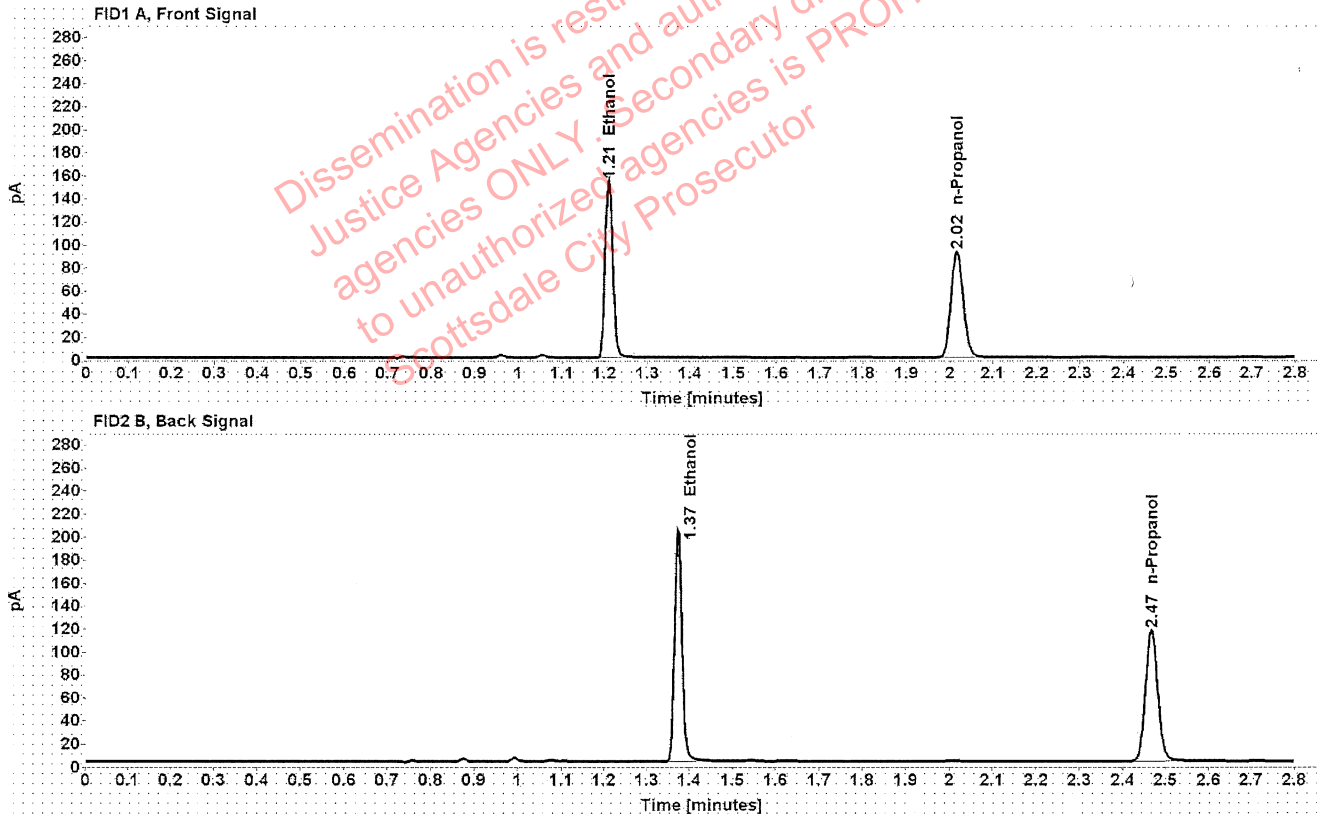


Table 1: FID 1 A (column DB-ALC1)

Compound	Amount (g/100mL)	Time (min)	Peak Area
>Ethanol	0.2955	1.210	195.194
n-Propanol	-----	2.016	183.354

Table 2: FID 2 B (column DB-ALC2)

Compound	Time (min)	Peak Area
Ethanol	1.374	246.962
n-Propanol	2.467	230.504

Scottsdale Police Department Crime Lab Volatiles Analysis

Sample:	1400870	Vial:	47
Description:		LIMS ID:	
Method:	ethanol quant.M	Sequence:	21Dec21
Instrument:	US14173023 CN14160045	Injection date:	12/21/2021 5:01:00 PM
Data file:	C:\Chem32\1\Data\21Dec21\47.D	Analyst:	Abbott

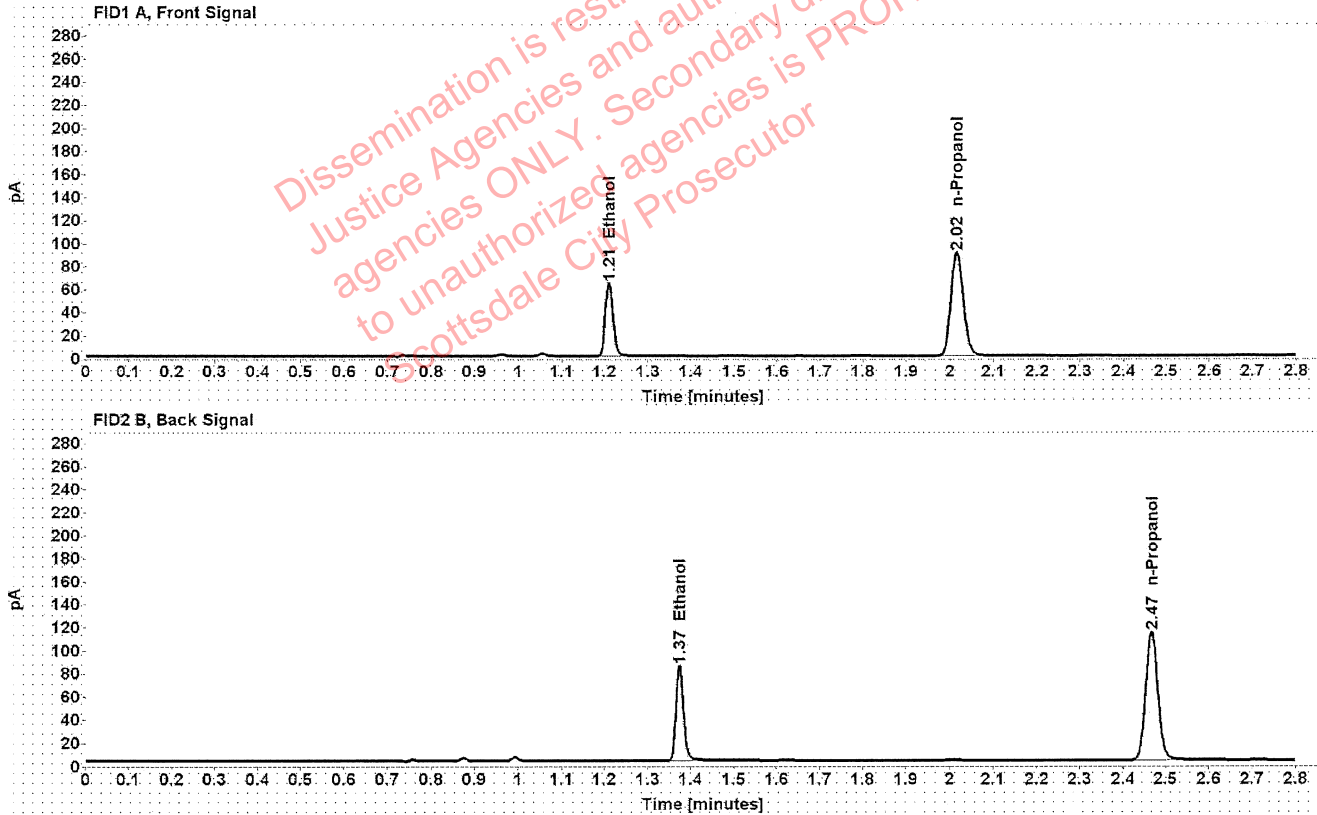


Table 1: FID 1 A (column DB-ALC1)

Compound	Amount (g/100mL)	Time (min)	Peak Area
>Ethanol	0.1264	1.211	80.783
n-Propanol	-----	2.016	178.661

Table 2: FID 2 B (column DB-ALC2)

Compound	Time (min)	Peak Area
Ethanol	1.374	101.583
n-Propanol	2.467	225.058

Scottsdale Police Department Crime Lab Volatiles Analysis

Sample:	1400870	Vial:	48
Description:	[REDACTED]	LIMS ID:	[REDACTED]
Method:	ethanol quant.M	Sequence:	21Dec21
Instrument:	US14173023 CN14160045	Injection date:	12/21/2021 5:05:00 PM
Data file:	C:\Chem32\1\Data\21Dec21\48.D	Analyst:	Abbott

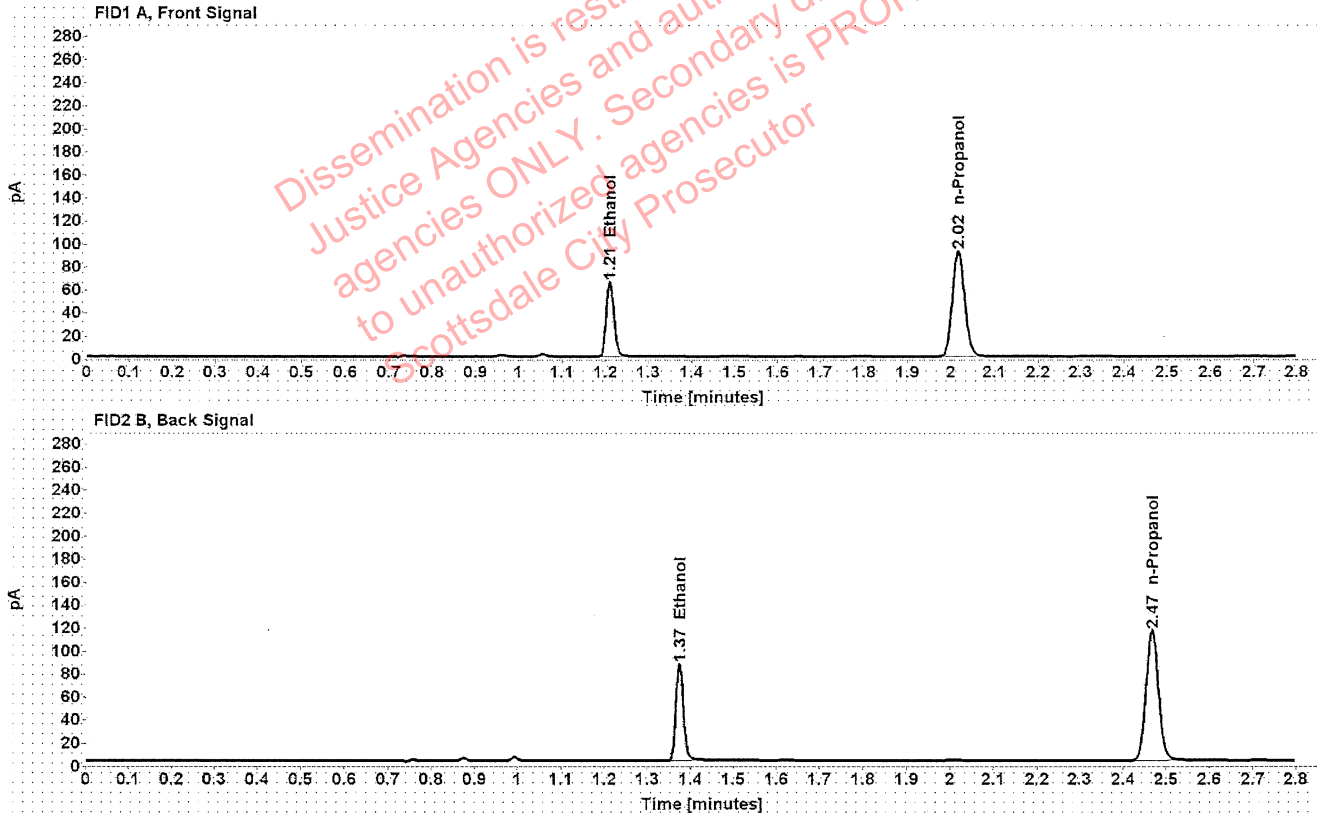


Table 1: FID 1 A (column DB-ALC1)

Compound	Amount (g/100mL)	Time (min)	Peak Area
>Ethanol	0.1268	1.211	82.492
n-Propanol	-----	2.016	181.922

Table 2: FID 2 B (column DB-ALC2)

Compound	Time (min)	Peak Area
Ethanol	1.374	103.758
n-Propanol	2.467	229.018

Scottsdale Police Department Crime Lab Volatiles Analysis

Sample:	32701DL	Vial:	49
Description:	[REDACTED]	LIMS ID:	[REDACTED]
Method:	ethanol quant.M	Sequence:	21Dec21
Instrument:	US14173023 CN14160045	Injection date:	12/21/2021 5:09:16 PM
Data file:	C:\Chem32\1\Data\21Dec21\49.D	Analyst:	Abbott

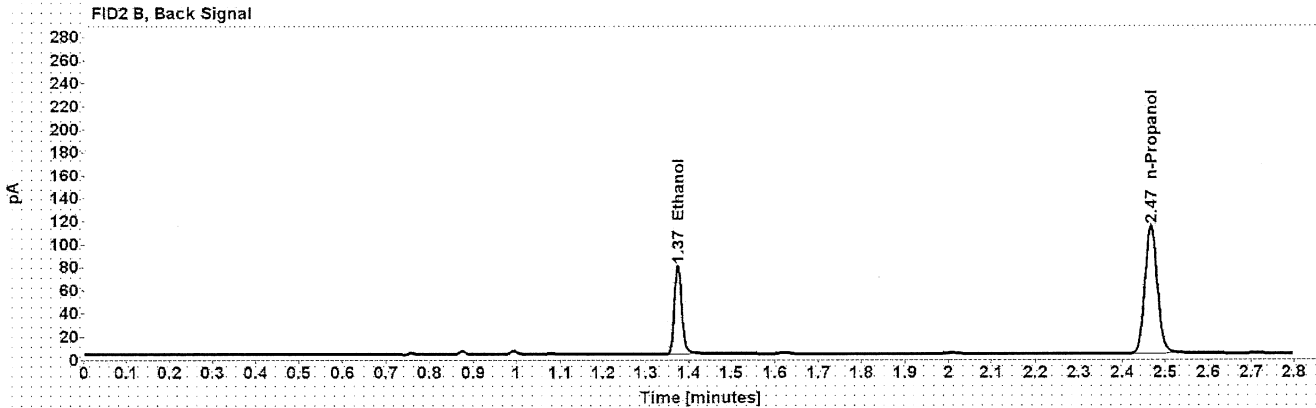
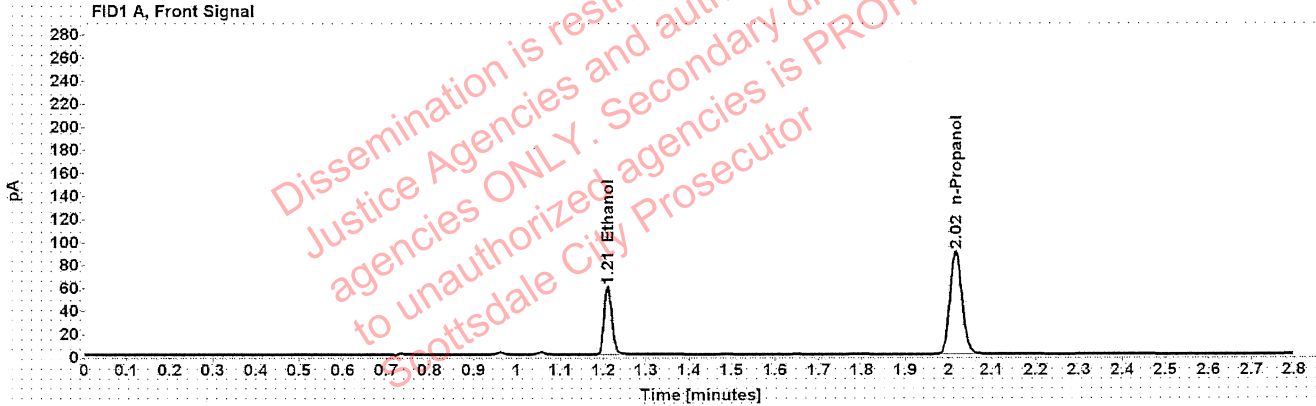


Table 1: FID 1 A (column DB-ALC1)

Compound	Amount (g/100mL)	Time (min)	Peak Area
>Ethanol	0.1189	1.211	75.545
n-Propanol	-----	2.016	177.821

Table 2: FID 2 B (column DB-ALC2)

Compound	Time (min)	Peak Area
Ethanol	1.374	94.997
n-Propanol	2.467	224.126

Scottsdale Police Department Crime Lab Volatiles Analysis

Sample:	32701DL	Vial:	50
Description:	[REDACTED]	LIMS ID:	[REDACTED]
Method:	ethanol quant.M	Sequence:	21Dec21
Instrument:	US14173023 CN14160045	Injection date:	12/21/2021 5:13:15 PM
Data file:	C:\Chem32\11\Data\21Dec21\50.D	Analyst:	Abbott

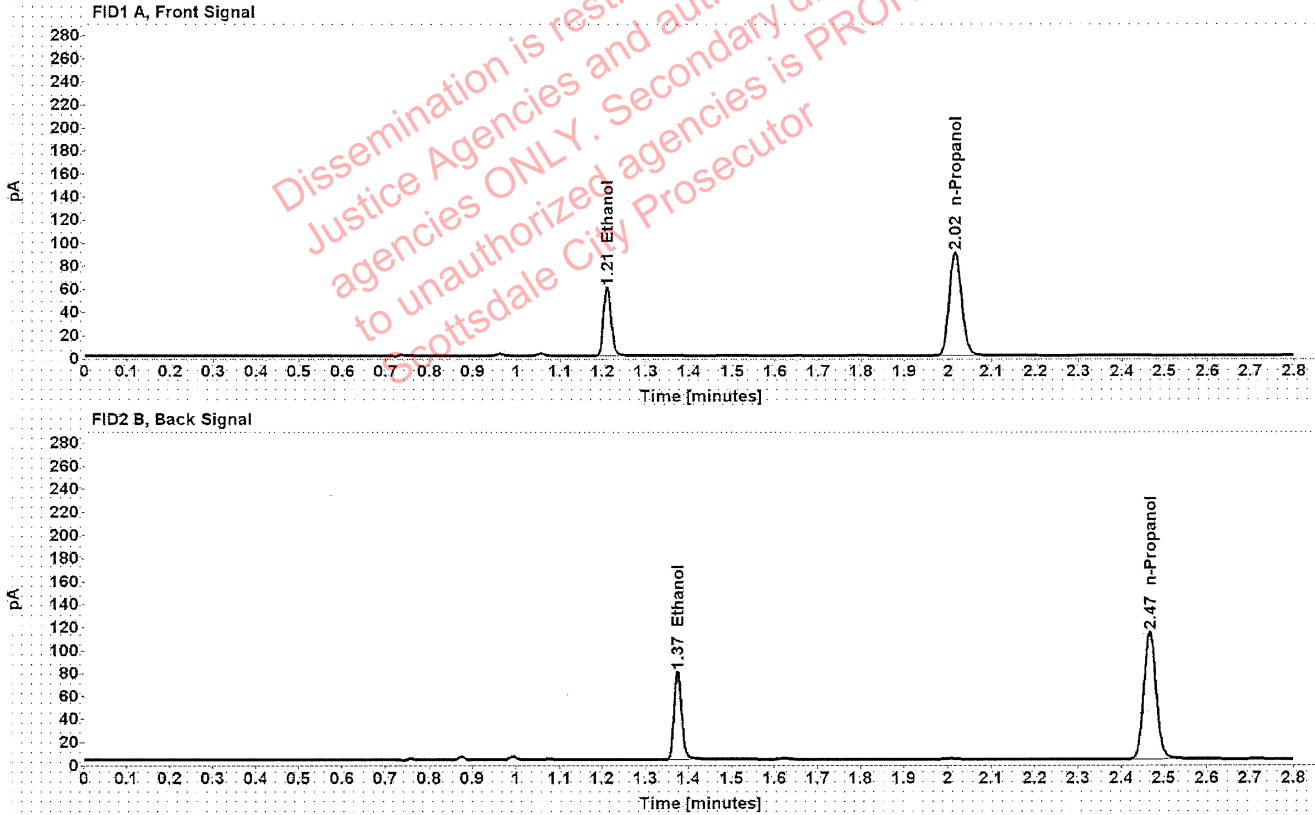


Table 1: FID 1 A (column DB-ALC1)

Compound	Amount (g/100mL)	Time (min)	Peak Area
>Ethanol	0.1186	1.211	75.436
n-Propanol	-----	2.016	177.993

Table 2: FID 2 B (column DB-ALC2)

Compound	Time (min)	Peak Area
Ethanol	1.374	94.871
n-Propanol	2.467	224.217

Scottsdale Police Department Crime Lab Volatiles Analysis

Sample:	17601JW	Vial:	51
Description:	[REDACTED]	LIMS ID:	[REDACTED]
Method:	ethanol quant.M	Sequence:	21Dec21
Instrument:	US14173023 CN14160045	Injection date:	12/21/2021 5:17:16 PM
Data file:	C:\Chem32\1\Data\21Dec21\51.D	Analyst:	Abbott

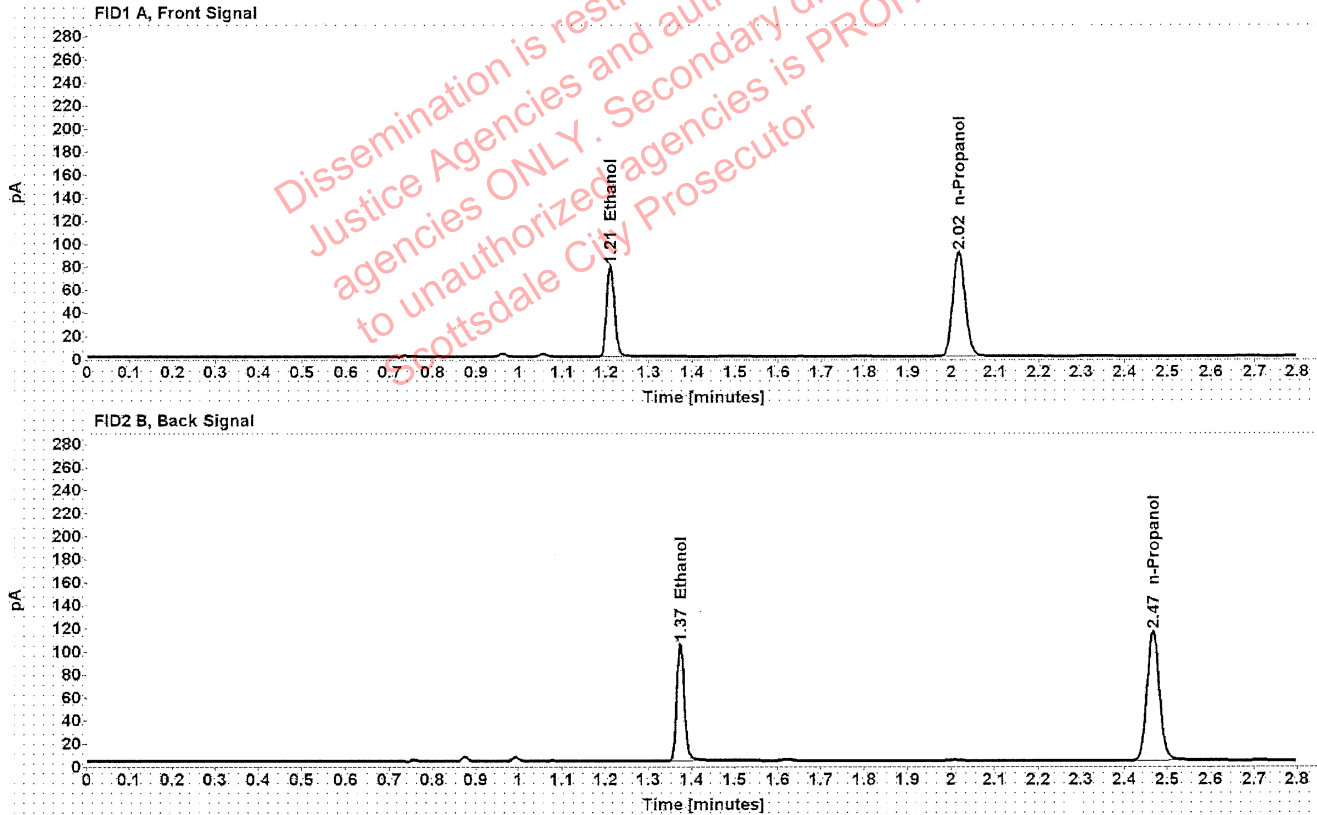


Table 1: FID 1 A (column DB-ALC1)

Compound	Amount (g/100mL)	Time (min)	Peak Area
>Ethanol	0.1546	1.210	99.834
n-Propanol	-----	2.016	180.144

Table 2: FID 2 B (column DB-ALC2)

Compound	Time (min)	Peak Area
Ethanol	1.374	125.865
n-Propanol	2.467	226.987

Scottsdale Police Department Crime Lab Volatiles Analysis

Sample:	17601JW	Vial:	52
Description:		LIMS ID:	
Method:	ethanol quant.M	Sequence:	21Dec21
Instrument:	US14173023 CN14160045	Injection date:	12/21/2021 5:21:14 PM
Data file:	C:\Chem32\1\Data\21Dec21\52.D	Analyst:	Abbott

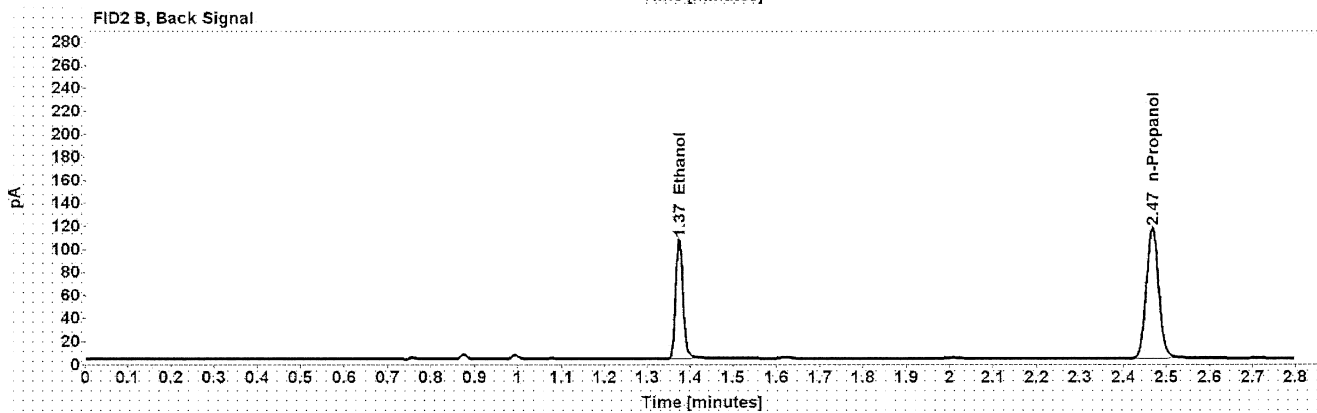
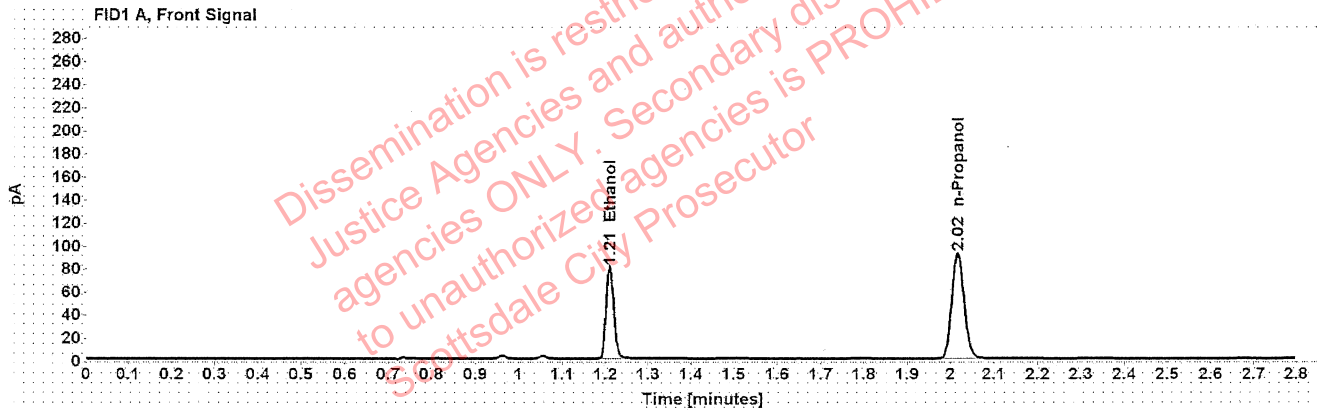


Table 1: FID 1 A (column DB-ALC1)

Compound	Amount (g/100mL)	Time (min)	Peak Area
>Ethanol	0.1560	1.210	101.693
n-Propanol	-----	2.016	181.833

Table 2: FID 2 B (column DB-ALC2)

Compound	Time (min)	Peak Area
Ethanol	1.374	128.284
n-Propanol	2.467	229.119

Scottsdale Police Department Crime Lab Volatiles Analysis

Sample:	1401021	Vial:	54
Description:	[REDACTED]	LIMS ID:	[REDACTED]
Method:	ethanol quant.M	Sequence:	21Dec21
Instrument:	US14173023 CN14160045	Injection date:	12/21/2021 5:29:14 PM
Data file:	C:\Chem32\1\Data\21Dec21\54.D	Analyst:	Abbott

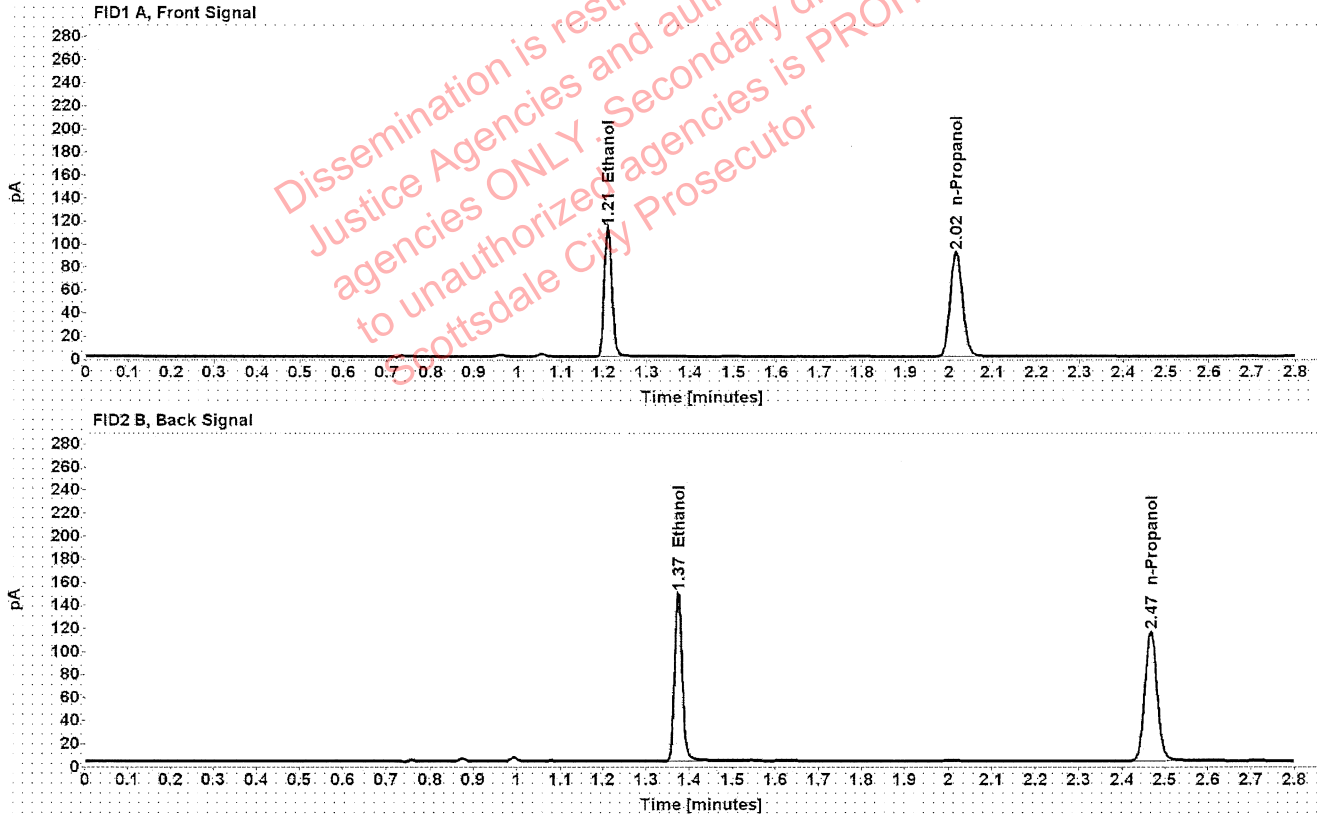


Table 1: FID 1 A (column DB-ALC1)

Compound	Amount (g/100mL)	Time (min)	Peak Area
>Ethanol	0.2191	1.210	142.525
n-Propanol	-----	2.016	180.881

Table 2: FID 2 B (column DB-ALC2)

Compound	Time (min)	Peak Area
Ethanol	1.374	181.393
n-Propanol	2.467	227.512

Scottsdale Police Department Crime Lab Volatiles Analysis

Sample:	1401021	Vial:	55
Description:	[REDACTED]	LIMS ID:	[REDACTED]
Method:	ethanol quant.M	Sequence:	21Dec21
Instrument:	US14173023 CN14160045	Injection date:	12/21/2021 5:33:30 PM
Data file:	C:\Chem32\1\Data\21Dec21\55.D	Analyst:	Abbott

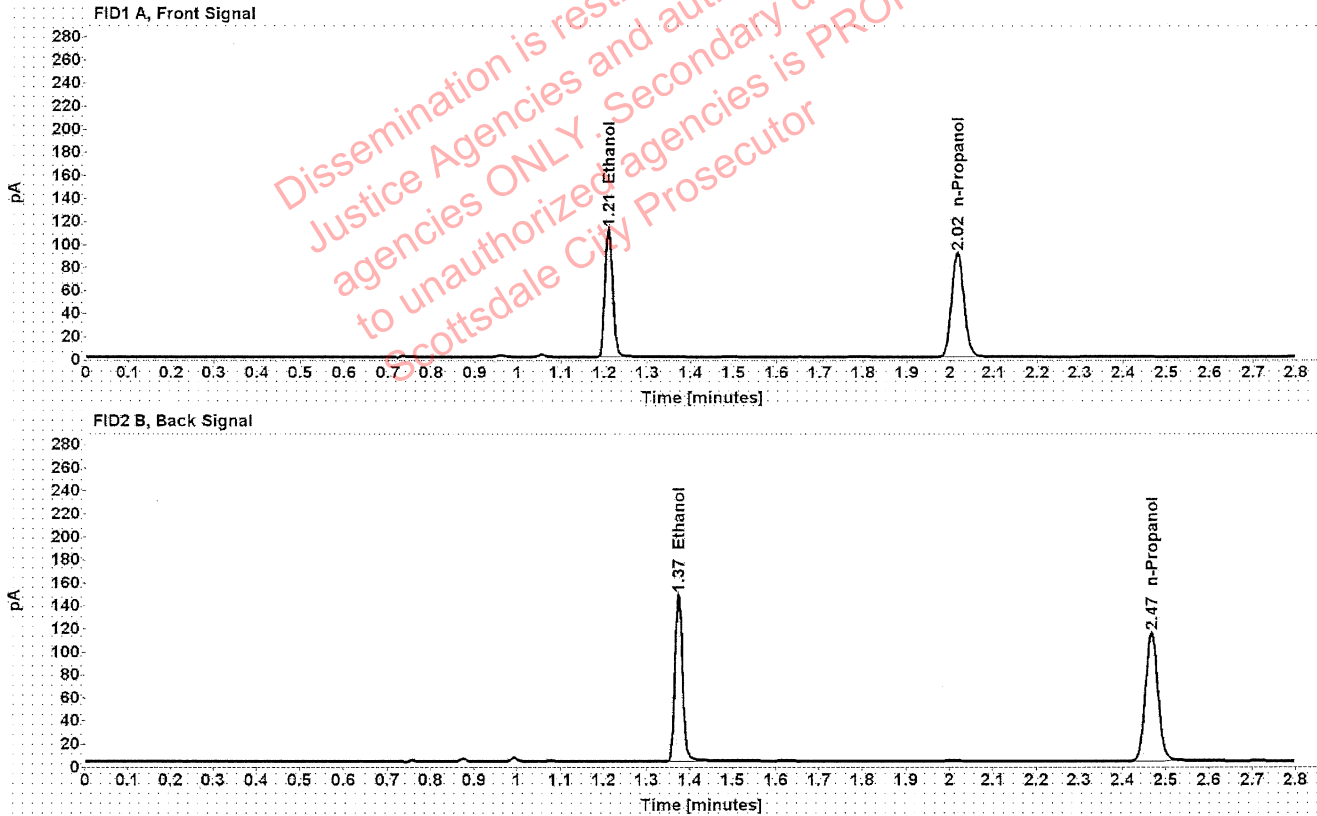


Table 1: FID 1 A (column DB-ALC1)

Compound	Amount (g/100mL)	Time (min)	Peak Area
>Ethanol	0.2187	1.210	141.440
n-Propanol	-----	2.016	179.838

Table 2: FID 2 B (column DB-ALC2)

Compound	Time (min)	Peak Area
Ethanol	1.374	180.235
n-Propanol	2.467	226.045

Scottsdale Police Department Crime Lab Volatiles Analysis

Sample:	1401472	Vial:	56
Description:	[REDACTED]	LIMS ID:	[REDACTED]
Method:	ethanol quant.M	Sequence:	21Dec21
Instrument:	US14173023 CN14160045	Injection date:	12/21/2021 5:37:29 PM
Data file:	C:\Chem32\1\Data\21Dec21\56.D	Analyst:	Abbott

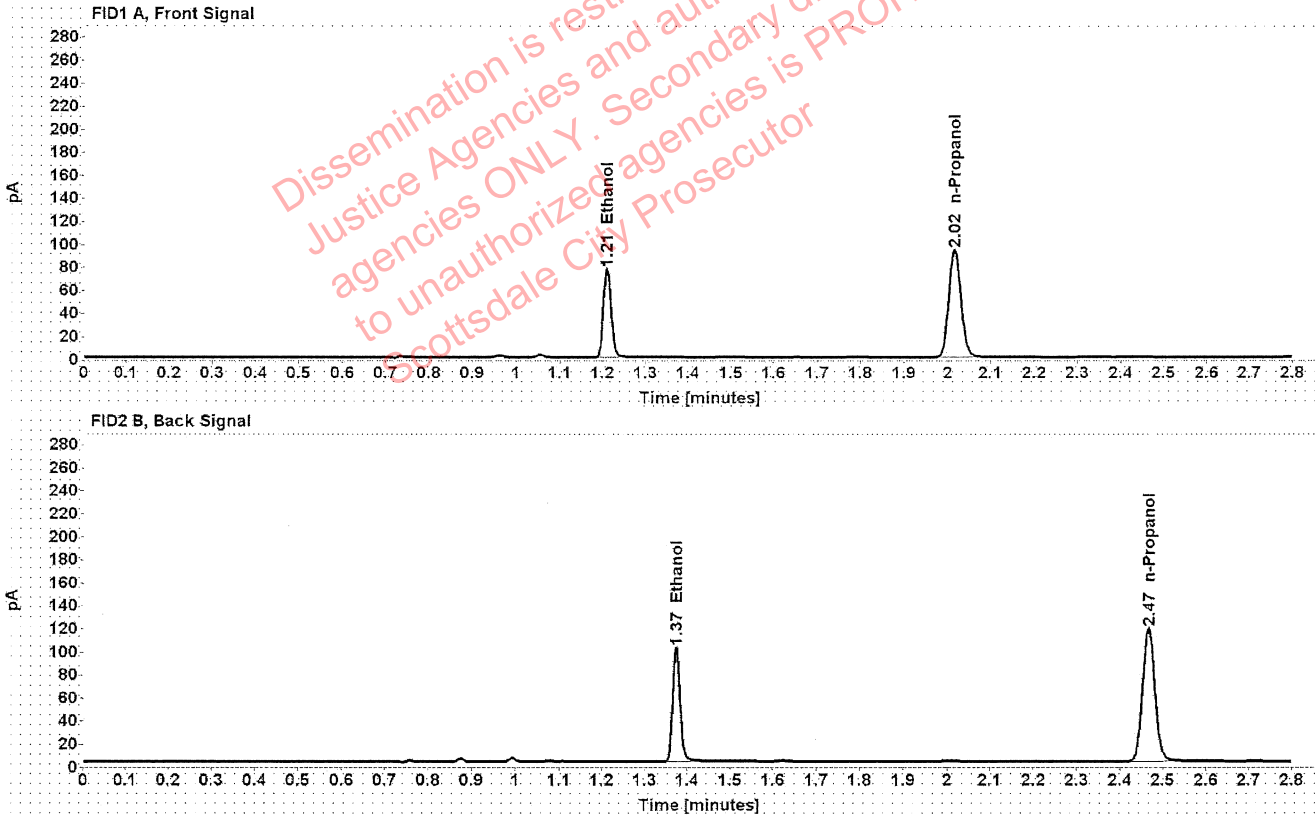


Table 1: FID 1 A (column DB-ALC1)

Compound	Amount (g/100mL)	Time (min)	Peak Area
>Ethanol	0.1462	1.210	97.157
n-Propanol	-----	2.016	185.516

Table 2: FID 2 B (column DB-ALC2)

Compound	Time (min)	Peak Area
Ethanol	1.374	122.668
n-Propanol	2.467	233.322

Scottsdale Police Department Crime Lab Volatiles Analysis

Sample:	1401472	Vial:	57
Description:	██████████	LIMS ID:	██████████
Method:	ethanol quant.M	Sequence:	21Dec21
Instrument:	US14173023 CN14160045	Injection date:	12/21/2021 5:41:29 PM
Data file:	C:\Chem32\1\Data\21Dec21\57.D	Analyst:	Abbott

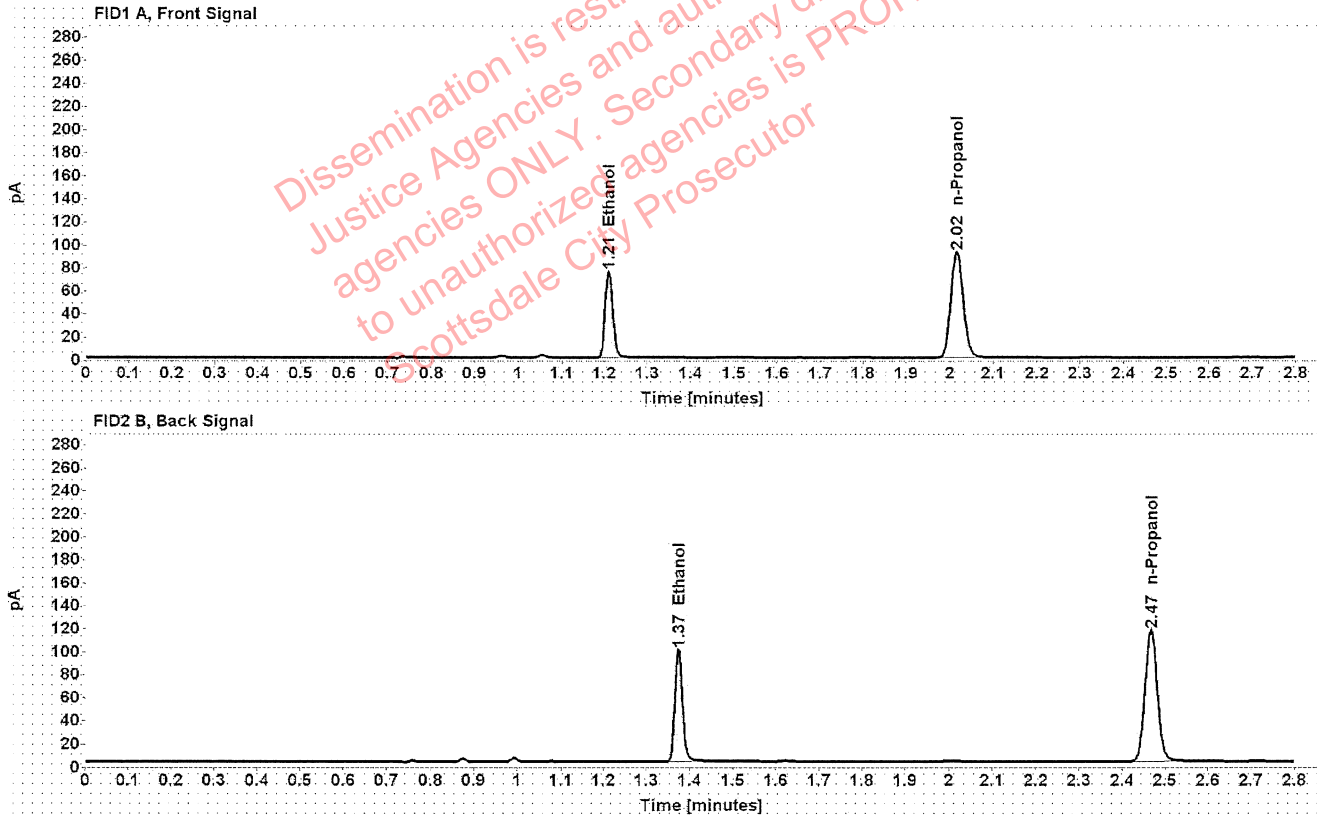


Table 1: FID 1 A (column DB-ALC1)

Compound	Amount (g/100mL)	Time (min)	Peak Area
>Ethanol	0.1455	1.210	95.235
n-Propanol	-----	2.016	182.681

Table 2: FID 2 B (column DB-ALC2)

Compound	Time (min)	Peak Area
Ethanol	1.374	119.920
n-Propanol	2.467	229.693

Scottsdale Police Department Crime Lab Volatiles Analysis

Sample:	1396143	Vial:	58
Description:	[REDACTED]	LIMS ID:	[REDACTED]
Method:	ethanol quant.M	Sequence:	21Dec21
Instrument:	US14173023 CN14160045	Injection date:	12/21/2021 5:45:29 PM
Data file:	C:\Chem32\1\Data\21Dec21\58.D	Analyst:	Abbott

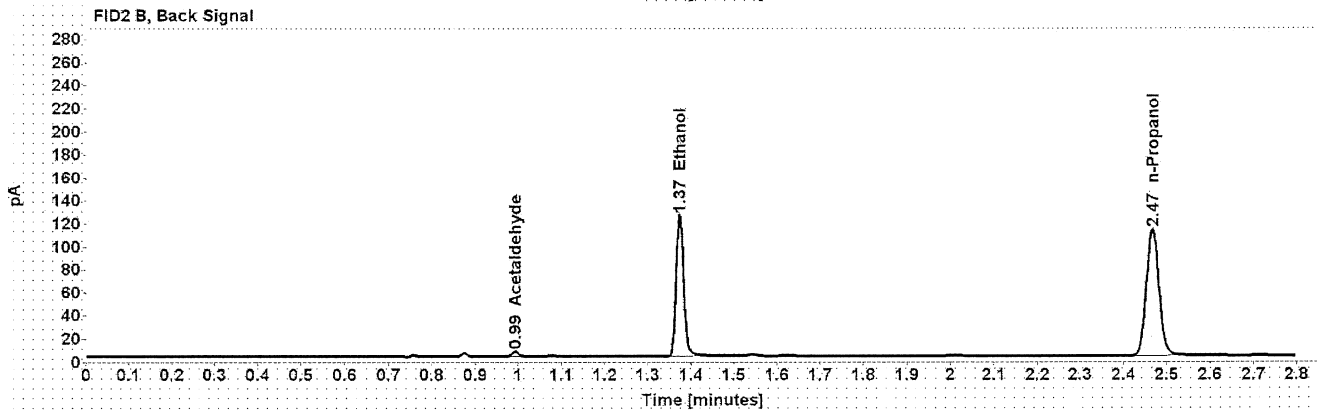
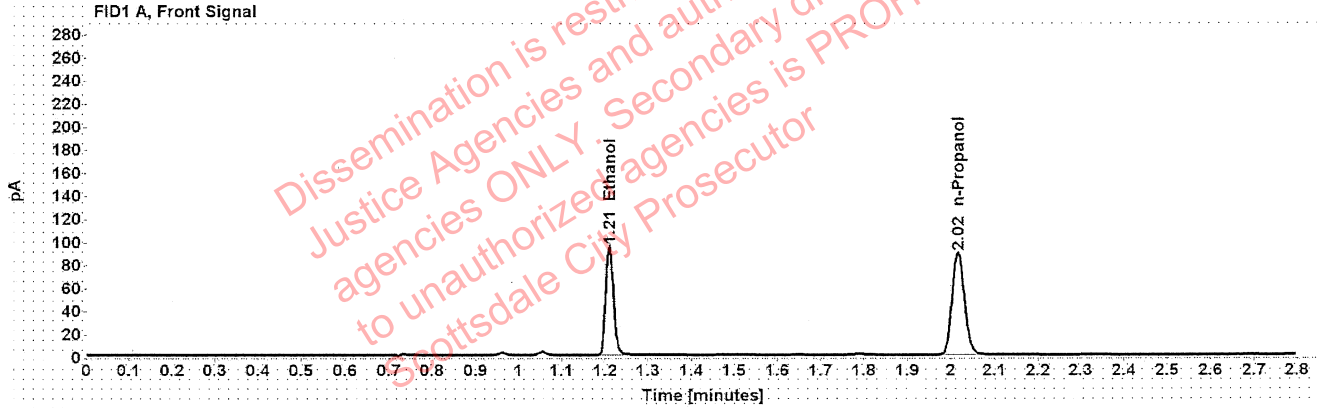


Table 1: FID 1 A (column DB-ALC1)

Compound	Amount (g/100mL)	Time (min)	Peak Area
>Ethanol	0.1891	1.210	119.935
n-Propanol	-----	2.016	176.562

Table 2: FID 2 B (column DB-ALC2)

Compound	Time (min)	Peak Area
Acetaldehyde	0.993	4.045
Ethanol	1.374	151.281
n-Propanol	2.467	222.146

Scottsdale Police Department Crime Lab Volatiles Analysis

Sample:	1396143	Vial:	59
Description:	[REDACTED]	LIMS ID:	[REDACTED]
Method:	ethanol quant.M	Sequence:	21Dec21
Instrument:	US14173023 CN14160045	Injection date:	12/21/2021 5:49:29 PM
Data file:	C:\Chem32\1\Data\21Dec21\59.D	Analyst:	Abbott

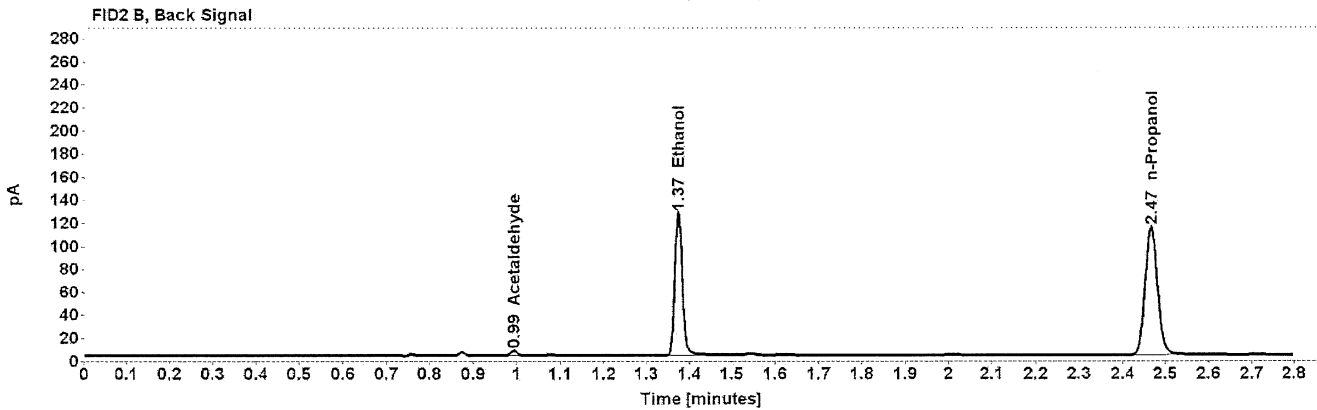
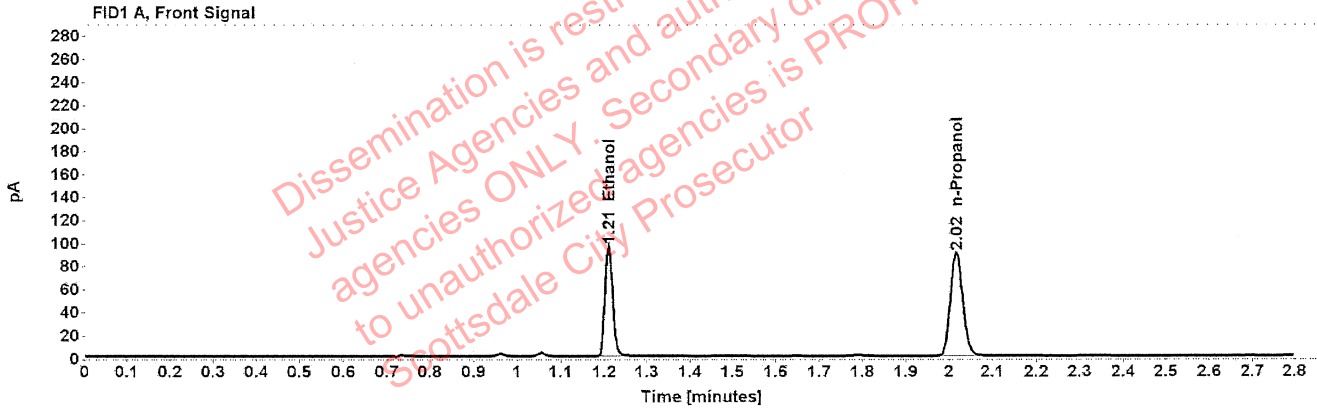


Table 1: FID 1 A (column DB-ALC1)

Compound	Amount (g/100mL)	Time (min)	Peak Area
>Ethanol	0.1888	1.210	121.042
n-Propanol	-----	2.016	178.484

Table 2: FID 2 B (column DB-ALC2)

Compound	Time (min)	Peak Area
Acetaldehyde	0.993	4.142
Ethanol	1.374	154.428
n-Propanol	2.467	224.706

Scottsdale Police Department Crime Lab Volatiles Analysis

Sample:	1398865	Vial:	60
Description:	[REDACTED]	LIMS ID:	[REDACTED]
Method:	ethanol quant.M	Sequence:	21Dec21
Instrument:	US14173023 CN14160045	Injection date:	12/21/2021 5:53:31 PM
Data file:	C:\Chem32\1\Data\21Dec21\60.D	Analyst:	Abbott

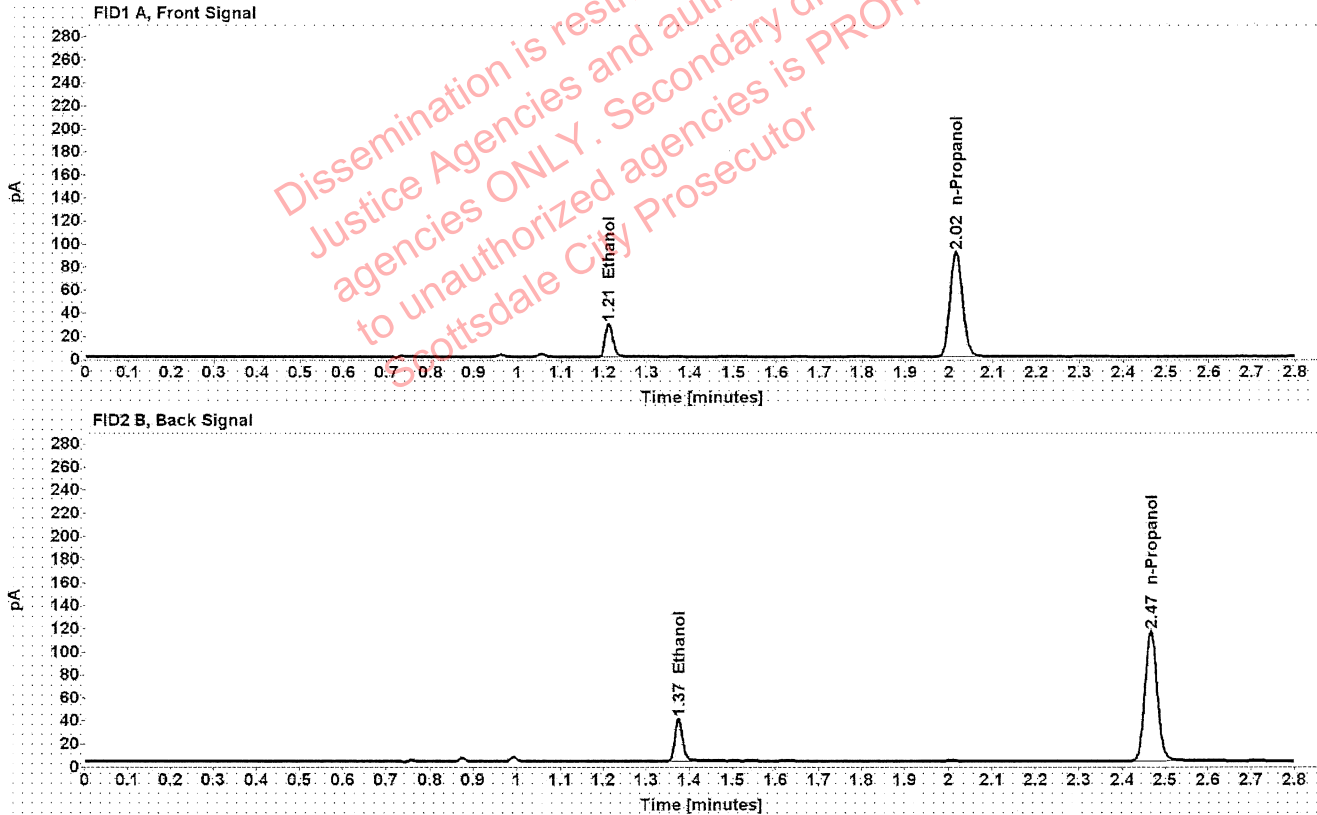


Table 1: FID 1 A (column DB-ALC1)

Compound	Amount (g/100mL)	Time (min)	Peak Area
>Ethanol	0.0571	1.211	36.495
n-Propanol	-----	2.016	181.420

Table 2: FID 2 B (column DB-ALC2)

Compound	Time (min)	Peak Area
Ethanol	1.375	46.415
n-Propanol	2.467	228.222

Scottsdale Police Department Crime Lab Volatiles Analysis

Sample:	1398865	Vial:	61
Description:	[REDACTED]	LIMS ID:	[REDACTED]
Method:	ethanol quant.M	Sequence:	21Dec21
Instrument:	US14173023 CN14160045	Injection date:	12/21/2021 5:57:44 PM
Data file:	C:\Chem32\1\Data\21Dec21\61.D	Analyst:	Abbott

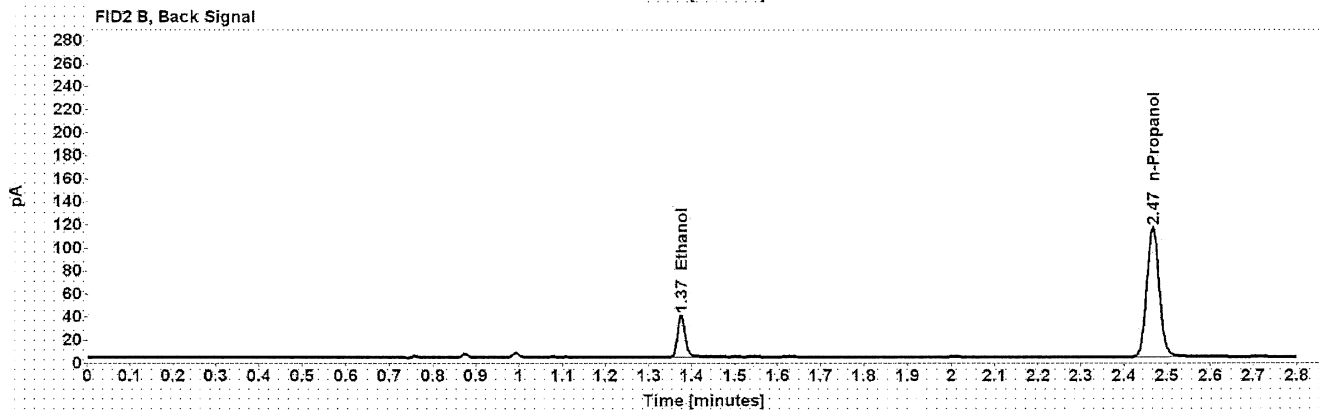
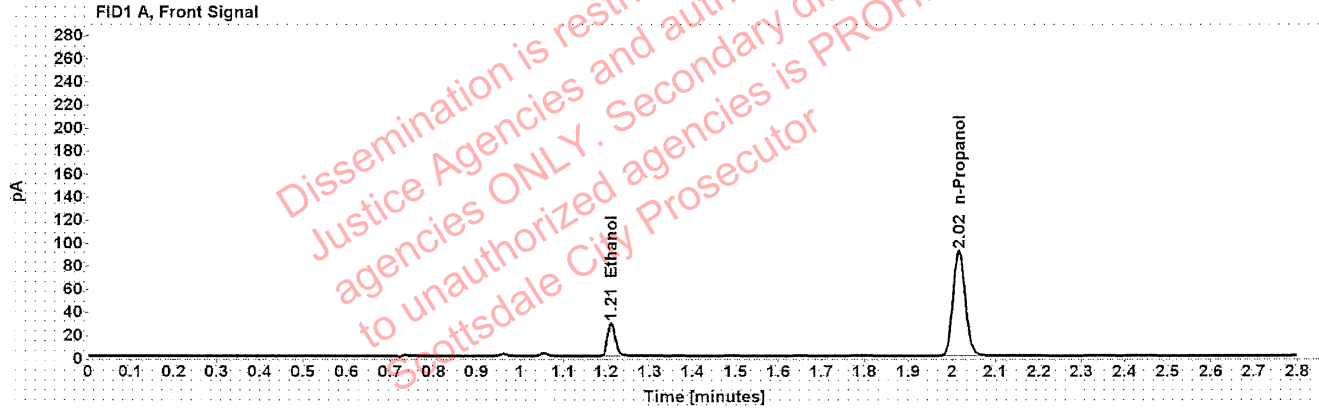


Table 1: FID 1 A (column DB-ALC1)

Compound	Amount (g/100mL)	Time (min)	Peak Area
>Ethanol	0.0570	1.211	36.366
n-Propanol	-----	2.016	181.013

Table 2: FID 2 B (column DB-ALC2)

Compound	Time (min)	Peak Area
Ethanol	1.375	46.319
n-Propanol	2.467	227.547

Scottsdale Police Department Crime Lab Volatiles Analysis

Sample:	1401616	Vial:	62
Description:		LIMS ID:	
Method:	ethanol quant.M	Sequence:	21Dec21
Instrument:	US14173023 CN14160045	Injection date:	12/21/2021 6:01:45 PM
Data file:	C:\Chem32\1\Data\21Dec21\62.D	Analyst:	Abbott

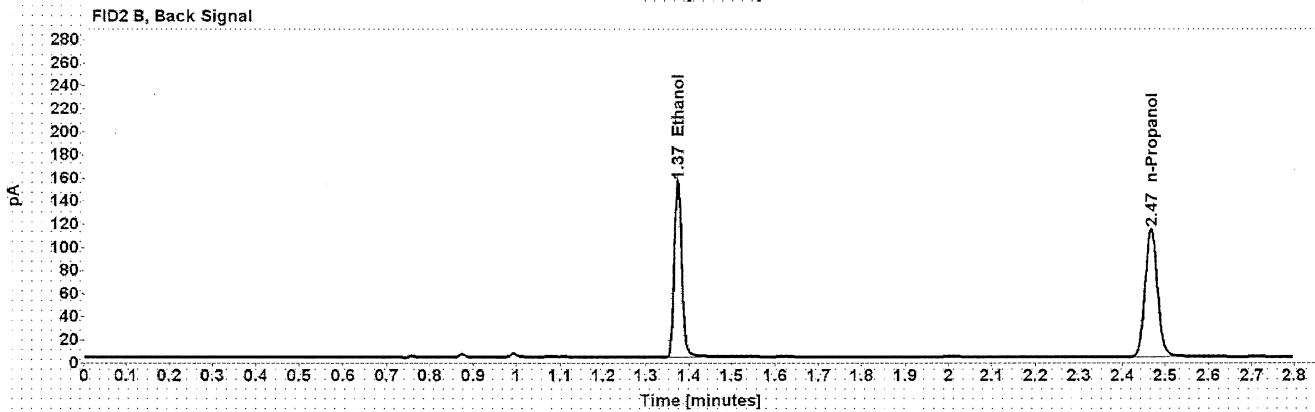
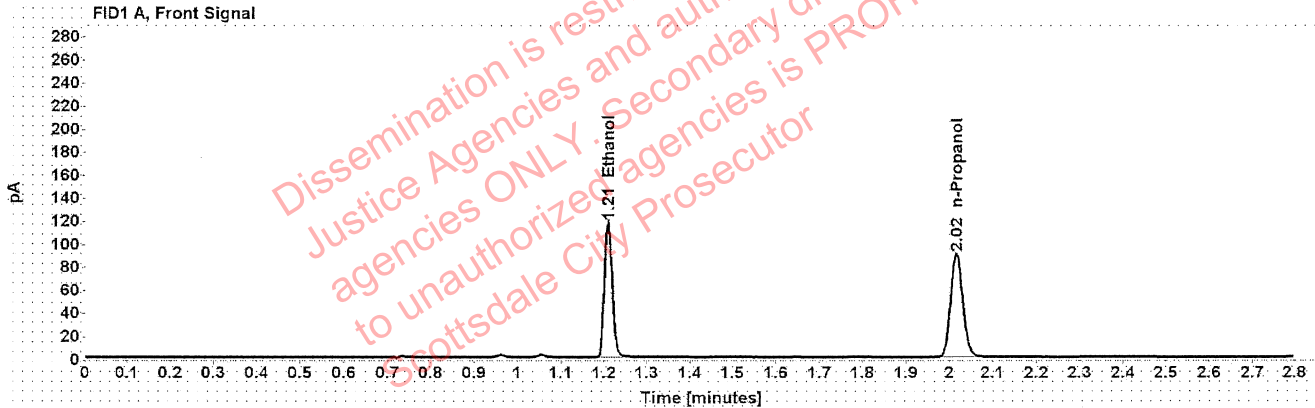


Table 1: FID 1 A (column DB-ALC1)

Compound	Amount (g/100mL)	Time (min)	Peak Area
>Ethanol	0.2313	1.210	148.321
n-Propanol	-----	2.016	178.291

Table 2: FID 2 B (column DB-ALC2)

Compound	Time (min)	Peak Area
Ethanol	1.374	188.911
n-Propanol	2.467	224.266

Scottsdale Police Department Crime Lab Volatiles Analysis

Sample:	1401616	Vial:	63
Description:	[REDACTED]	LIMS ID:	[REDACTED]
Method:	ethanol quant.M	Sequence:	21Dec21
Instrument:	US14173023 CN14160045	Injection date:	12/21/2021 6:05:45 PM
Data file:	C:\Chem32\1\Data\21Dec21\63.D	Analyst:	Abbott

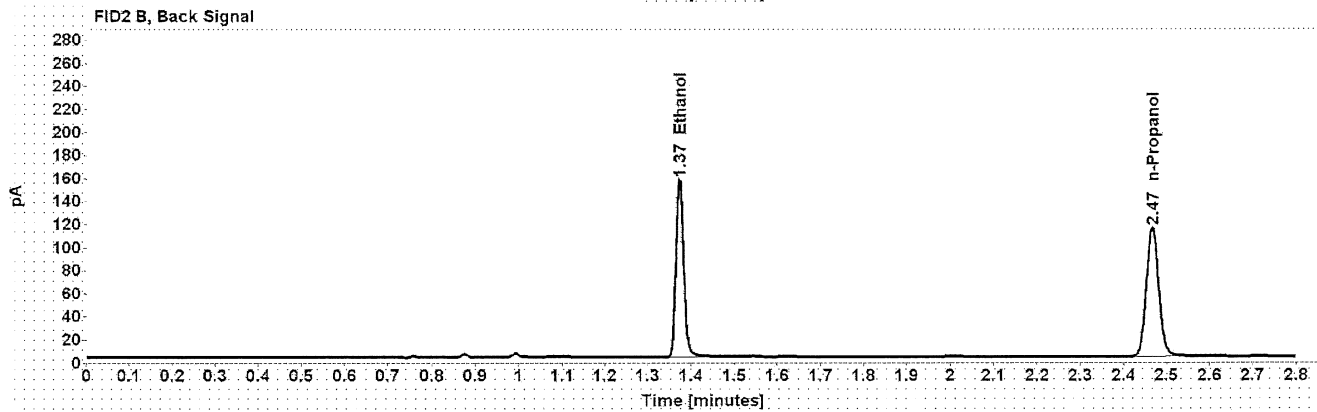
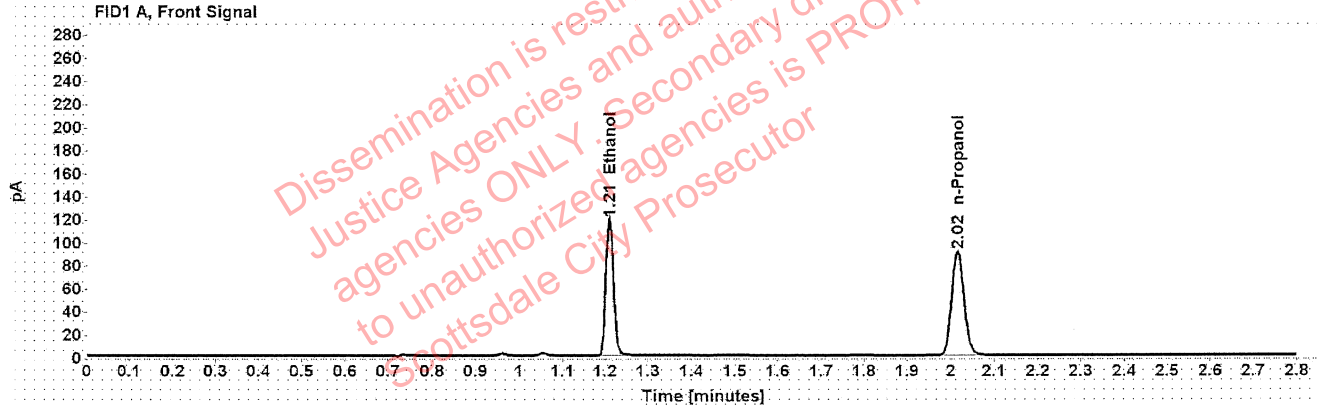


Table 1: FID 1 A (column DB-ALC1)

Compound	Amount (g/100mL)	Time (min)	Peak Area
>Ethanol	0.2324	1.210	150.688
n-Propanol	-----	2.016	180.271

Table 2: FID 2 B (column DB-ALC2)

Compound	Time (min)	Peak Area
Ethanol	1.374	191.975
n-Propanol	2.467	226.726

Scottsdale Police Department Crime Lab Volatiles Analysis

Sample:	1401222	Vial:	65
Description:	[REDACTED]	LIMS ID:	[REDACTED]
Method:	ethanol quant.M	Sequence:	21Dec21
Instrument:	US14173023 CN14160045	Injection date:	12/21/2021 6:13:44 PM
Data file:	C:\Chem32\1\Data\21Dec21\65.D	Analyst:	Abbott

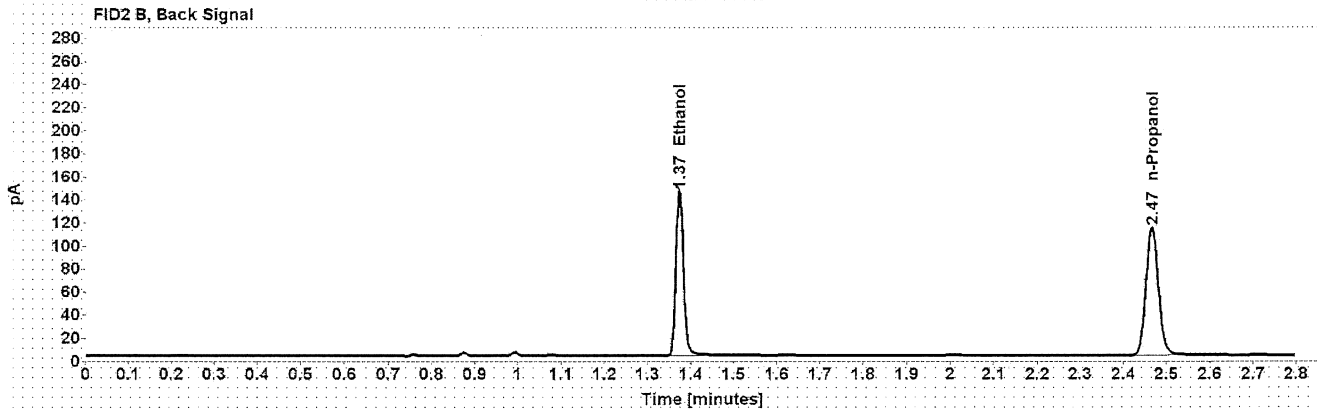
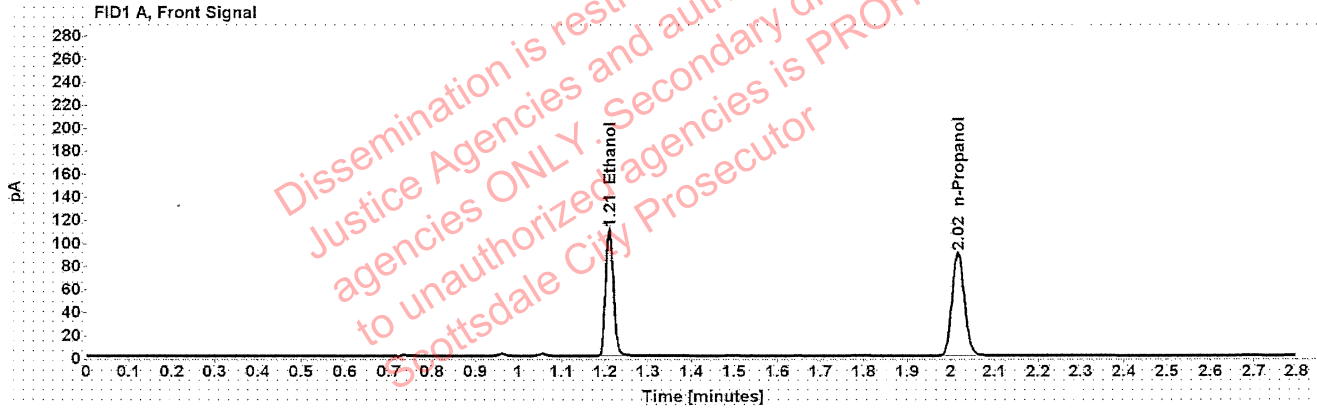


Table 1: FID 1 A (column DB-ALC1)

Compound	Amount (g/100mL)	Time (min)	Peak Area
>Ethanol	0.2174	1.210	139.310
n-Propanol	-----	2.016	178.213

Table 2: FID 2 B (column DB-ALC2)

Compound	Time (min)	Peak Area
Ethanol	1.374	177.496
n-Propanol	2.467	223.955

Scottsdale Police Department Crime Lab Volatiles Analysis

Sample:	1401222	Vial:	66
Description:	[REDACTED]	LIMS ID:	[REDACTED]
Method:	ethanol quant.M	Sequence:	21Dec21
Instrument:	US14173023 CN14160045	Injection date:	12/21/2021 6:17:47 PM
Data file:	C:\Chem32\1\Data\21Dec21\66.D	Analyst:	Abbott

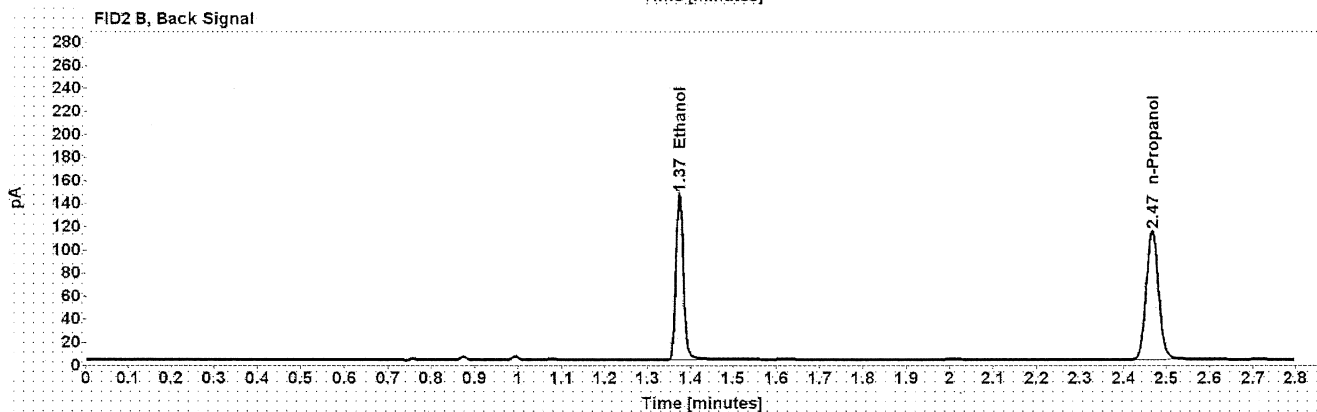
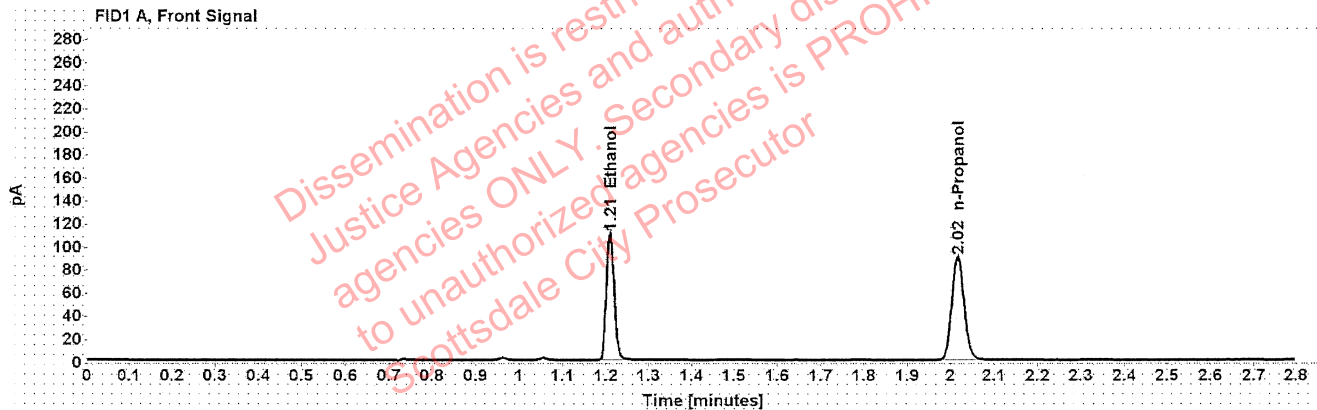


Table 1: FID 1 A (column DB-ALC1)

Compound	Amount (g/100mL)	Time (min)	Peak Area
>Ethanol	0.2175	1.210	139.808
n-Propanol	-----	2.016	178.793

Table 2: FID 2 B (column DB-ALC2)

Compound	Time (min)	Peak Area
Ethanol	1.374	178.141
n-Propanol	2.466	224.672

Scottsdale Police Department Crime Lab Volatiles Analysis

Sample:	1401474	Vial:	67
Description:	██████████	LIMS ID:	██████████
Method:	ethanol quant.M	Sequence:	21Dec21
Instrument:	US14173023 CN14160045	Injection date:	12/21/2021 6:21:59 PM
Data file:	C:\Chem32\1\Data\21Dec21\67.D	Analyst:	Abbott

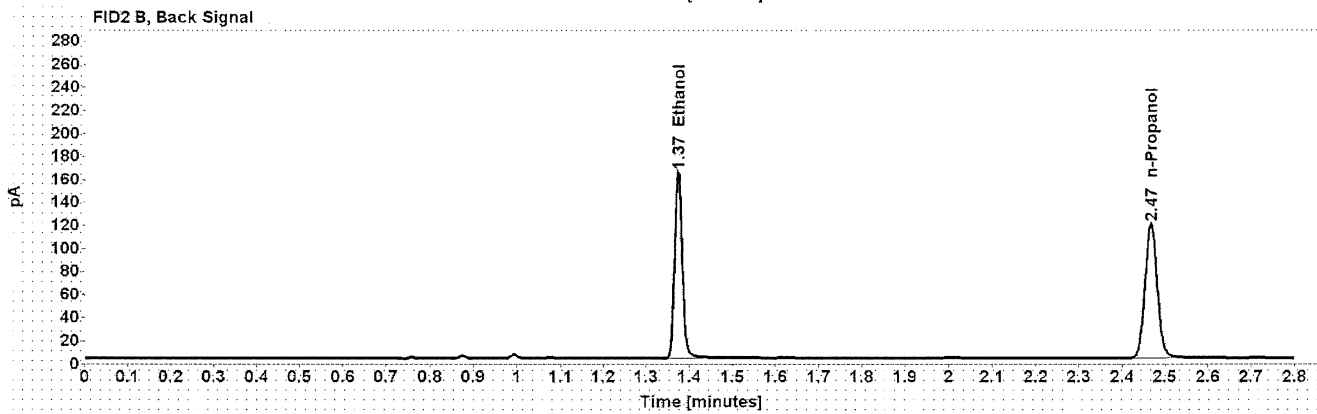
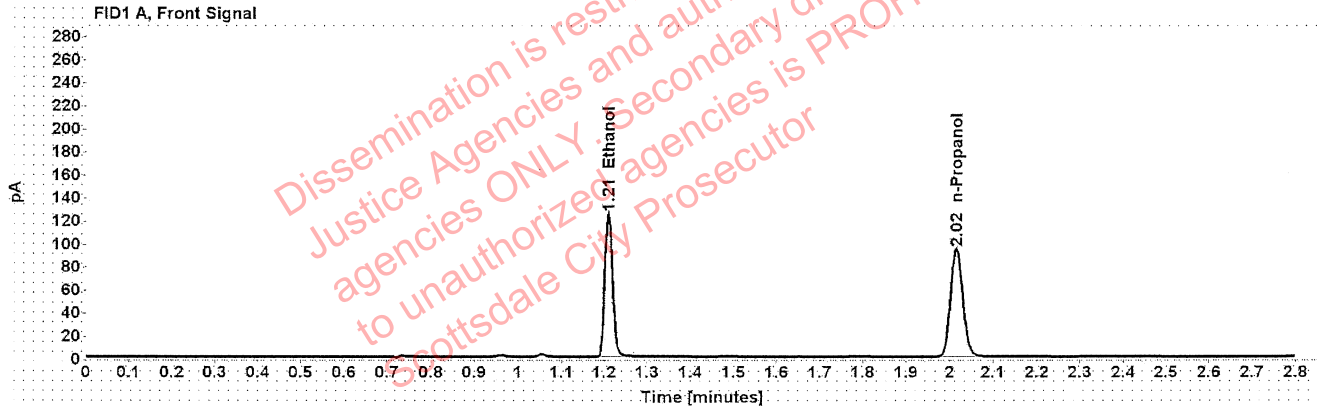


Table 1: FID 1 A (column DB-ALC1)

Compound	Amount (g/100mL)	Time (min)	Peak Area
>Ethanol	0.2345	1.210	158.016
n-Propanol	-----	2.016	187.291

Table 2: FID 2 B (column DB-ALC2)

Compound	Time (min)	Peak Area
Ethanol	1.374	201.045
n-Propanol	2.467	235.600

Scottsdale Police Department Crime Lab Volatiles Analysis

Sample:	1401474	Vial:	68
Description:	[REDACTED]	LIMS ID:	[REDACTED]
Method:	ethanol quant.M	Sequence:	21Dec21
Instrument:	US14173023 CN14160045	Injection date:	12/21/2021 6:26:00 PM
Data file:	C:\Chem32\1\Data\21Dec21\168.D	Analyst:	Abbott

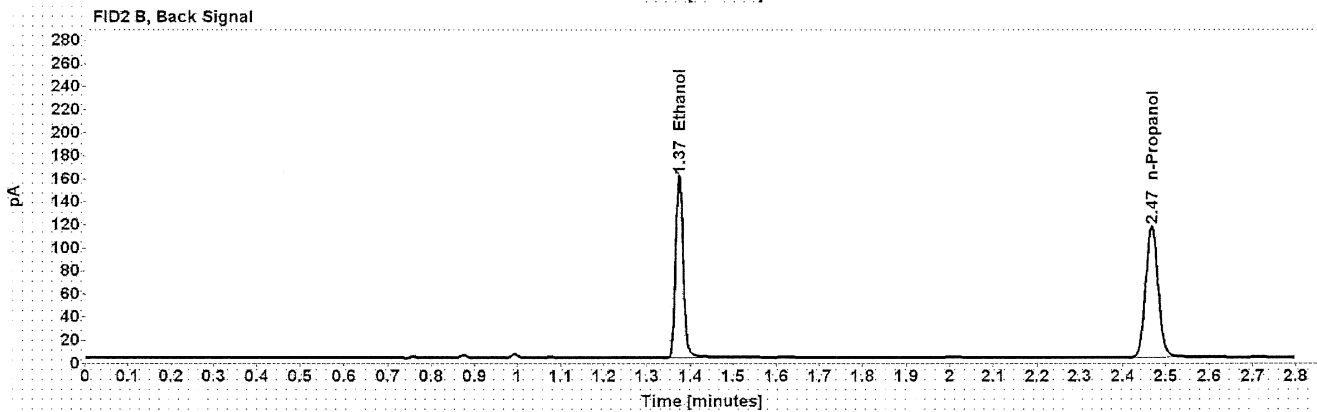
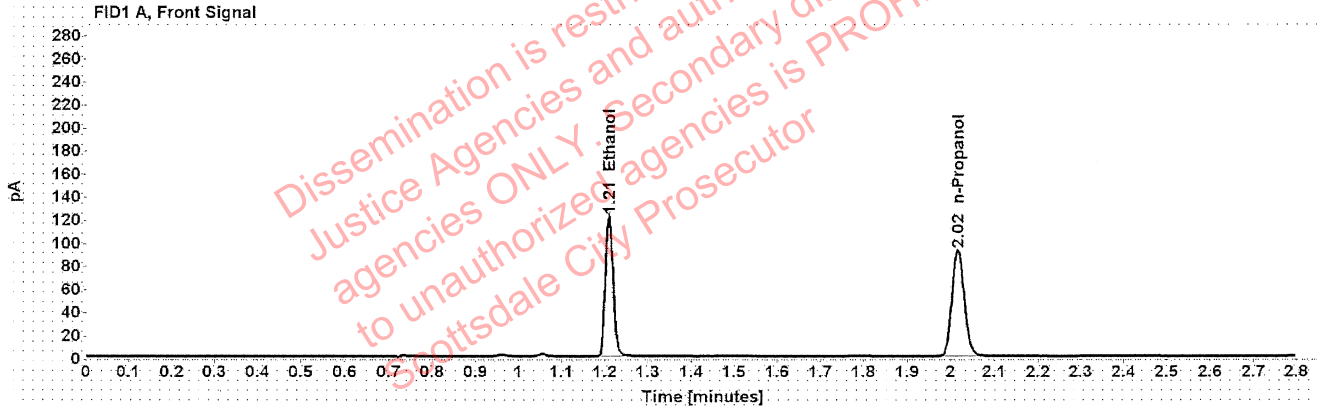


Table 1: FID 1 A (column DB-ALC1)

Compound	Amount (g/100mL)	Time (min)	Peak Area
>Ethanol	0.2335	1.210	153.630
n-Propanol	-----	2.016	182.875

Table 2: FID 2 B (column DB-ALC2)

Compound	Time (min)	Peak Area
Ethanol	1.374	195.691
n-Propanol	2.467	229.915

Scottsdale Police Department Crime Lab Volatiles Analysis

Sample:	1398827	Vial:	69
Description:	[REDACTED]	LIMS ID:	[REDACTED]
Method:	ethanol quant.M	Sequence:	21Dec21
Instrument:	US14173023 CN14160045	Injection date:	12/21/2021 6:30:00 PM
Data file:	C:\Chem32\1\Data\21Dec21\69.D	Analyst:	Abbott

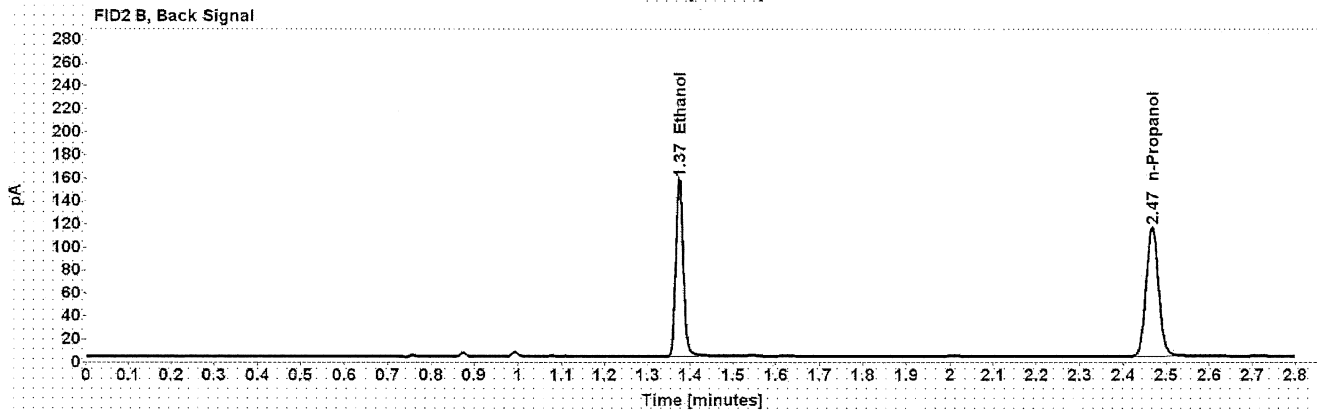
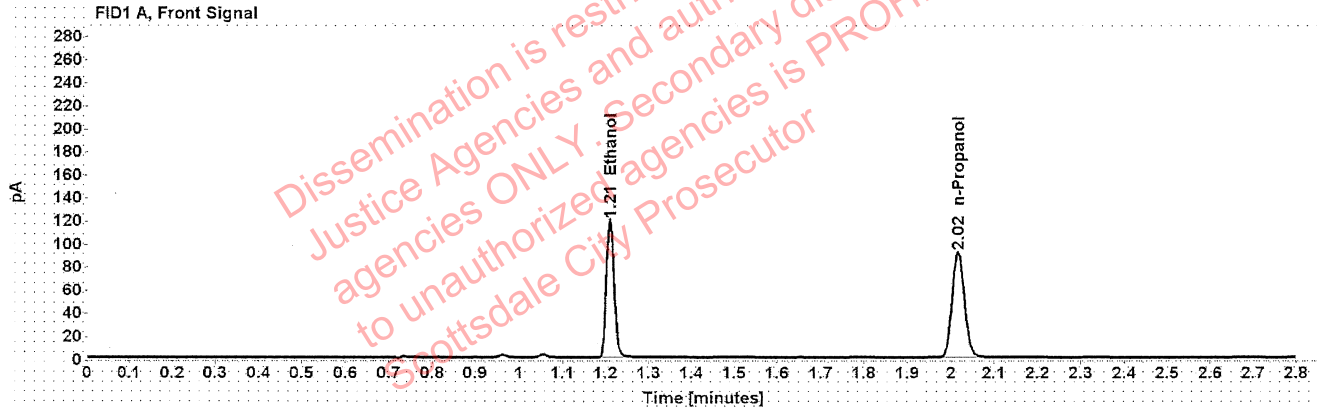


Table 1: FID 1 A (column DB-ALC1)

Compound	Amount (g/100mL)	Time (min)	Peak Area
>Ethanol	0.2310	1.210	150.564
n-Propanol	-----	2.016	181.171

Table 2: FID 2 B (column DB-ALC2)

Compound	Time (min)	Peak Area
Ethanol	1.374	190.370
n-Propanol	2.467	227.485

Scottsdale Police Department Crime Lab Volatiles Analysis

Sample:	1398827	Vial:	70
Description:	[REDACTED]	LIMS ID:	[REDACTED]
Method:	ethanol quant.M	Sequence:	21Dec21
Instrument:	US14173023 CN14160045	Injection date:	12/21/2021 6:33:59 PM
Data file:	C:\Chem32\1\Data\21Dec21\70.D	Analyst:	Abbott

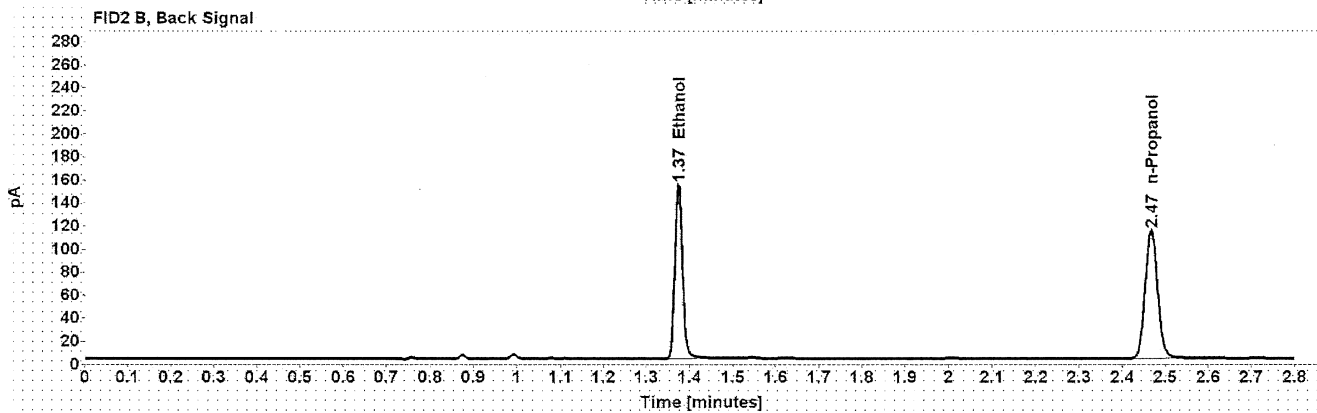
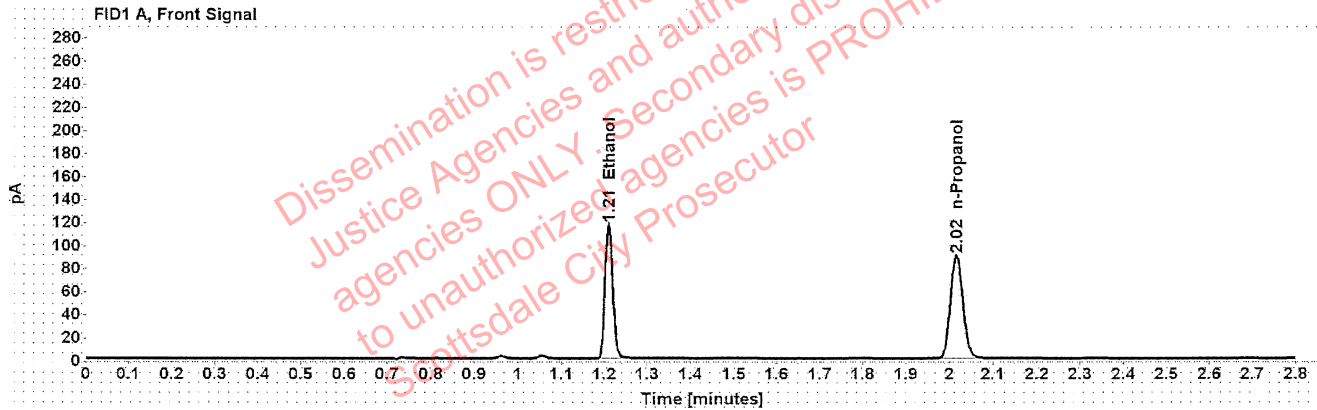


Table 1: FID 1 A (column DB-ALC1)

Compound	Amount (g/100mL)	Time (min)	Peak Area
>Ethanol	0.2297	1.210	147.550
n-Propanol	-----	2.016	178.539

Table 2: FID 2 B (column DB-ALC2)

Compound	Time (min)	Peak Area
Ethanol	1.374	186.686
n-Propanol	2.467	224.287

Scottsdale Police Department Crime Lab Volatiles Analysis

Sample:	1401751	Vial:	71
Description:	[REDACTED]	LIMS ID:	[REDACTED]
Method:	ethanol quant.M	Sequence:	21Dec21
Instrument:	US14173023 CN14160045	Injection date:	12/21/2021 6:37:59 PM
Data file:	C:\Chem32\1\Data\21Dec21\71.D	Analyst:	Abbott

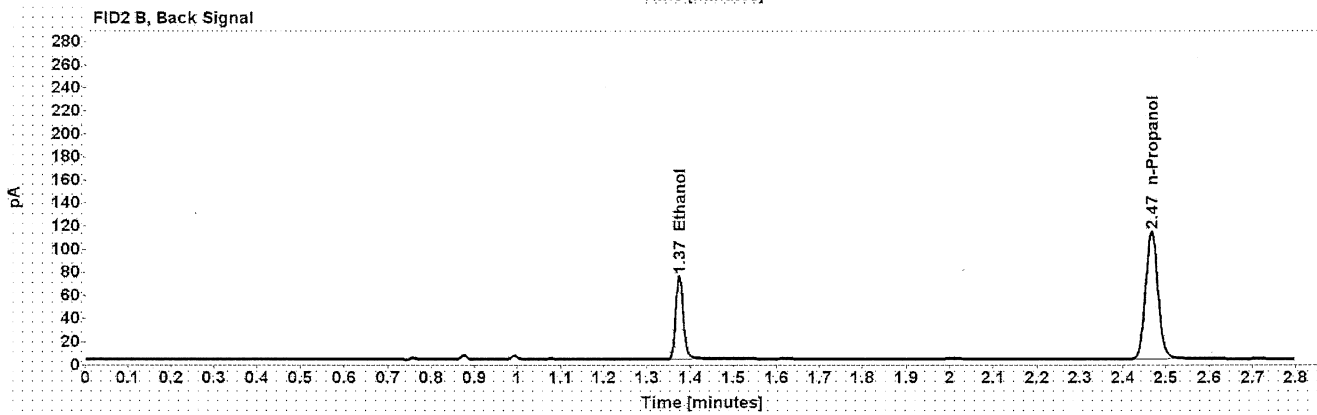
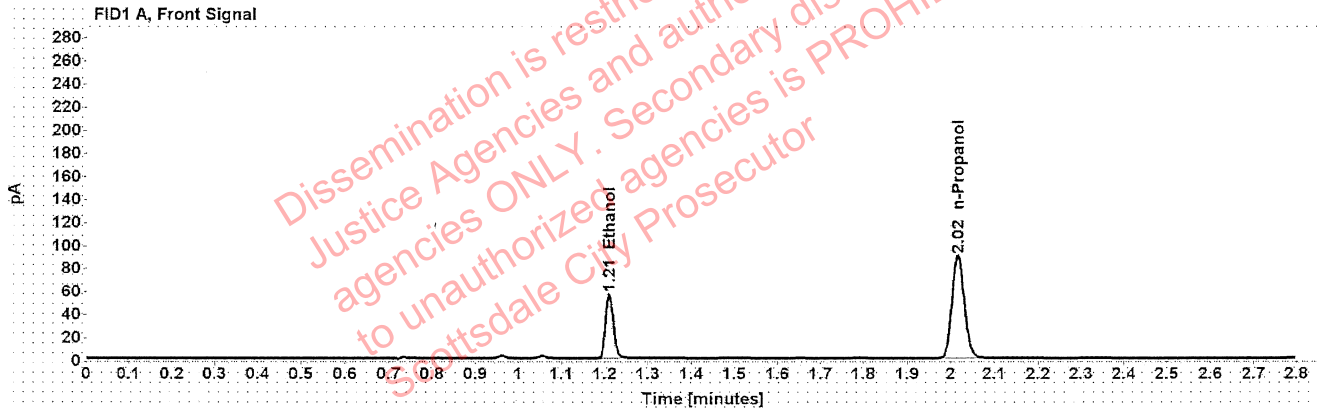


Table 1: FID 1 A (column DB-ALC1)

Compound	Amount (g/100mL)	Time (min)	Peak Area
>Ethanol	0.1118	1.211	70.781
n-Propanol	-----	2.016	177.350

Table 2: FID 2 B (column DB-ALC2)

Compound	Time (min)	Peak Area
Ethanol	1.374	89.090
n-Propanol	2.467	223.304

Scottsdale Police Department Crime Lab Volatiles Analysis

Sample:	1401751	Vial:	72
Description:	[REDACTED]	LIMS ID:	[REDACTED]
Method:	ethanol quant.M	Sequence:	21Dec21
Instrument:	US14173023 CN14160045	Injection date:	12/21/2021 6:41:59 PM
Data file:	C:\Chem32\1\Data\21Dec21\72.D	Analyst:	Abbott

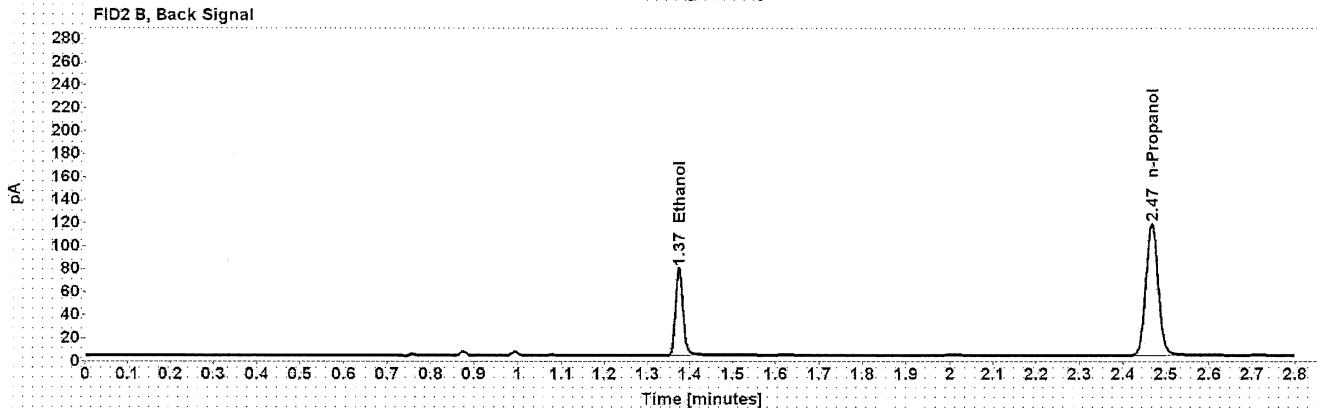
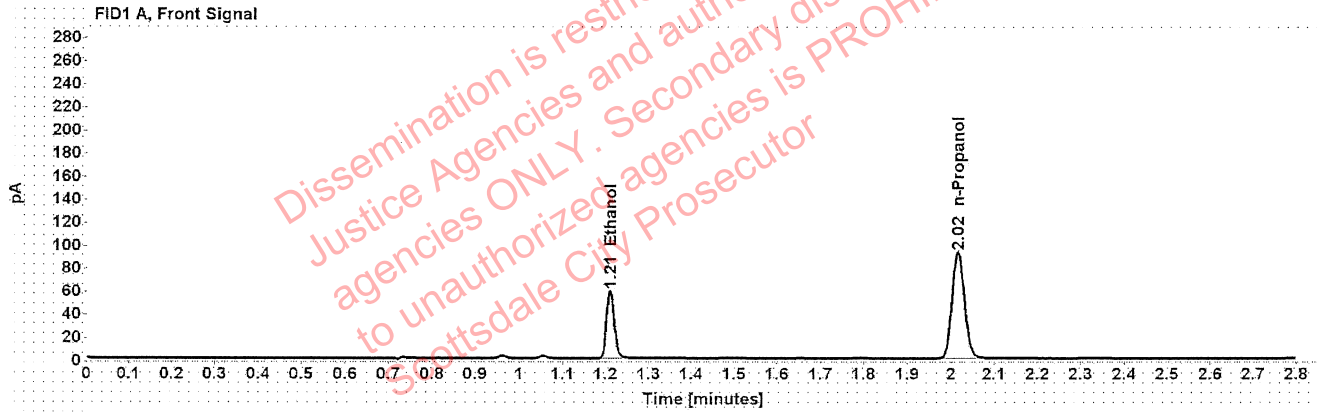


Table 1: FID 1 A (column DB-ALC1)

Compound	Amount (g/100mL)	Time (min)	Peak Area
>Ethanol	0.1137	1.211	74.689
n-Propanol	-----	2.016	183.833

Table 2: FID 2 B (column DB-ALC2)

Compound	Time (min)	Peak Area
Ethanol	1.374	93.824
n-Propanol	2.467	231.291