

SCOTTSDALE POLICE DEPARTMENT CRIME LABORATORY BLOOD ALCOHOL FACE SHEET

ANALYSIS DATE 09/08/2022 SEQUENCE NAME 08Sep22

EQUIPMENT

Pipettor Hamilton ML600EH7497 Hamilton ML600GJ10749
 Gas Chromatograph Agilent US14173023

INSTRUMENT CALIBRATION

Vial 1 0.02 calibrator Lot FN10051909 Coefficient of determination (r²)
 Vial 2 0.10 calibrator Lot FN05311902 0.99998
 Vial 3 0.20 calibrator Lot FN02052101
 Vial 4 0.40 calibrator Lot FN03052102

CALIBRATION VERIFICATION AND RESOLUTION TEST

Vial	Sample	Expected result	Measured result	Manufacturer/lot
5	Blank	Not detected	Not detected	SPD lab 070622AQ
6	Volatiles mixture	6 compounds	6 compounds	SPD lab 050721MIX
7	Aqueous control	0.400 g/dL	0.401 g/dL	Lipomed 11092018-A
8	Aqueous control	0.040 g/dL	0.041 g/dL	Lipomed 14082019-B
9	Blood control	0.199 g/dL	0.201 g/dL	ACQ 4110320133/8
20	Aqueous control	0.080 g/dL	0.080 g/dL	Lipomed 20012020-B
31	Aqueous control	0.080 g/dL	0.081 g/dL	Lipomed 20012020-B
42	Blood control	0.199 g/dL	0.202 g/dL	ACQ 4110320133/8
53	Aqueous control	0.400 g/dL	0.404 g/dL	Lipomed 11092018-A
54	Aqueous control	0.040 g/dL	0.041 g/dL	Lipomed 14082019-B
55	Blood control	0.199 g/dL	0.204 g/dL	ACQ 4110320133/8
56	Blank	Not detected	Not detected	SPD lab 101921WB

SUBJECT SAMPLES

Subjects in the sequence 20 Subjects requiring reanalysis 0

ADDITIONAL NOTES: All testing proceeded as expected.

Run valid Don Abbott
 Run invalid Analyst

Run valid Erika Curcio
 Run invalid Technical Reviewer

Scottsdale Police Department Crime Laboratory Sequence Quality Assurance Summary

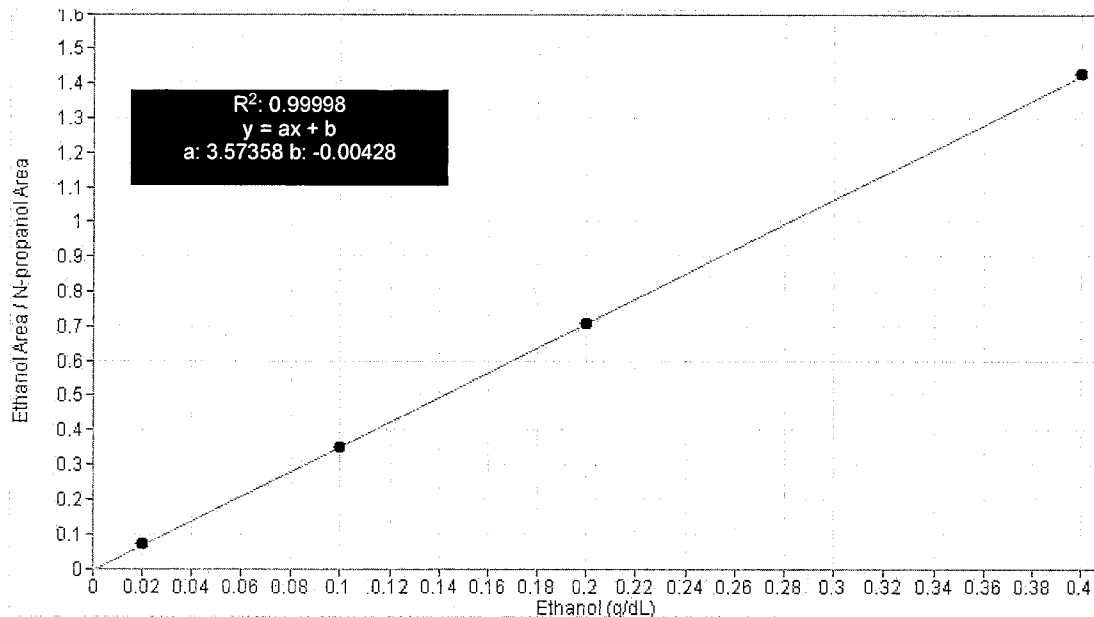
SEQUENCE NAME: 08Sep22

ANALYST: Abbott *JA*

Sample Name	Vial	Measured Value (g/dL)	Expected Value (g/dL)	Percent Difference	Absolute Difference (g/dL)
blank 070622AQ	5	negative	negative	-	-
0.400 11092018-A	7	0.401	0.400	0.25	0.001
0.040 14082019-B	8	0.041	0.040	2.50	0.001
0.199 4110320133/8	9	0.201	0.199	1.01	0.002
0.080 20012020-B	20	0.080	0.080	0.00	0.000
0.080 20012020-B	31	0.081	0.080	1.25	0.001
0.199 4110320133/8	42	0.202	0.199	1.51	0.003
0.400 11092018-A	53	0.404	0.400	1.00	0.004
0.040 14082019-B	54	0.041	0.040	2.50	0.001
0.199 4110320133/8	55	0.204	0.199	2.51	0.005
blank 101921VWB	56	negative	negative	-	-

Calibrator	Ethanol Area	N-propanol Area	Ratio
0.020	11.337	162.414	0.070
0.100	58.308	165.646	0.352
0.200	114.909	162.507	0.707
0.400	230.914	161.822	1.427

Calibration Line



Scottsdale Police Department Crime Lab Volatiles Analysis

Sample: FN10051909	Vial: 1
Description: 0.020 calibrator	Sequence: 08Sep22
Method: ethanol quant.M	Injection date: 9/8/2022 11:35:37 AM
Instrument: US14173023 CN14160045	Analyst: Abbott
Data file: C:\Chem32\1\Data\08Sep22\1.D	

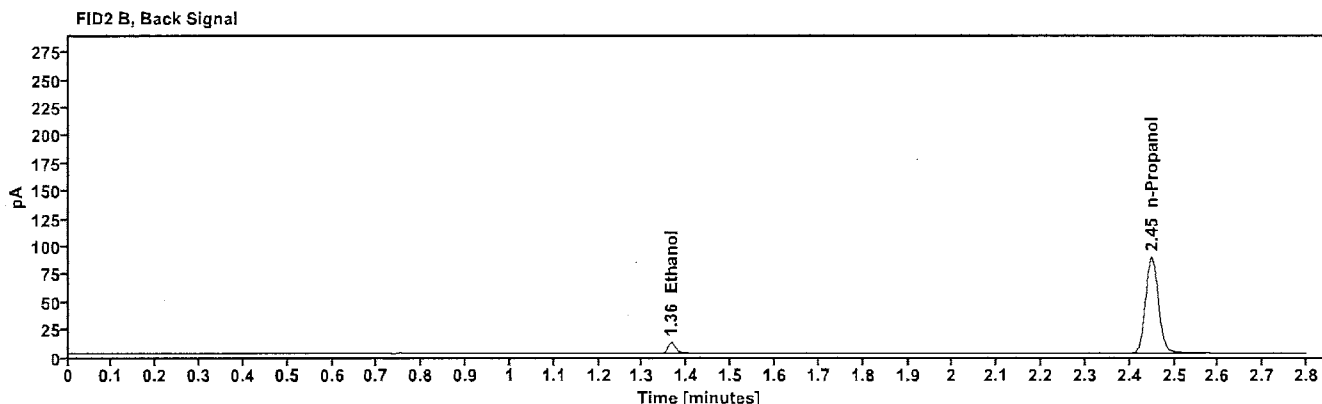
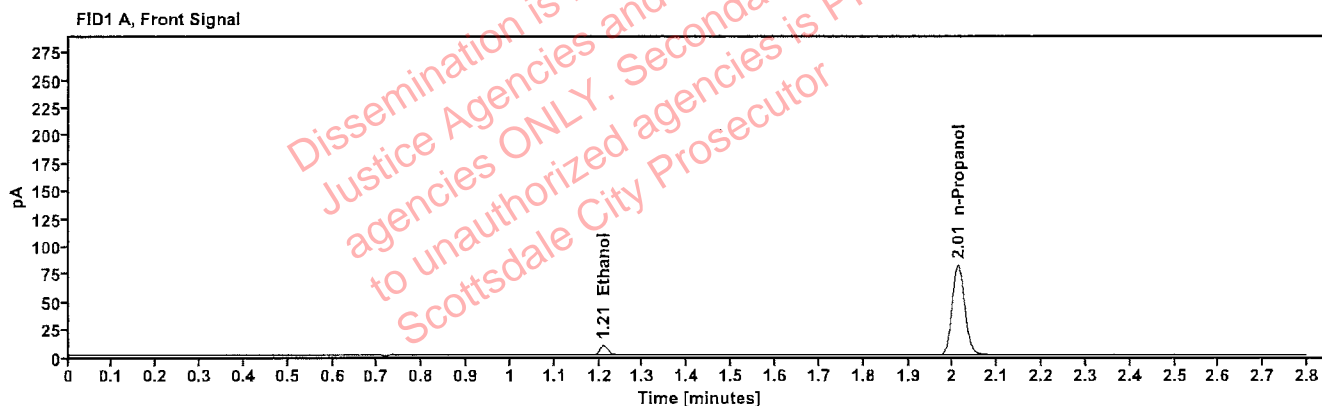


Table 1: FID 1 A (column DB-ALC1)

Compound	Time (min)	Peak Area
Ethanol	1.210	11.337
n-Propanol	2.012	162.414

Table 2: FID 2 B (column DB-ALC2)

Compound	Time (min)	Peak Area
Ethanol	1.365	12.116
n-Propanol	2.449	174.923

Scottsdale Police Department Crime Lab Volatiles Analysis

Sample: FN05311902	Vial: 2
Description: 0.100 calibrator	Sequence: 08Sep22
Method: ethanol quant.M	Injection date: 9/8/2022 11:39:37 AM
Instrument: US14173023 CN14160045	Analyst: Abbott
Data file: C:\Chem32\1\Data\08Sep22\2.D	

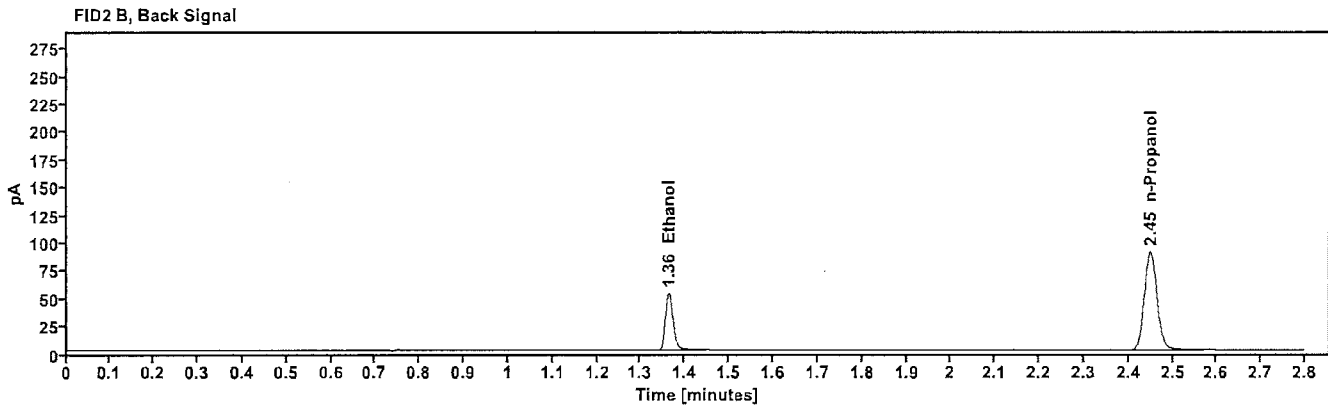
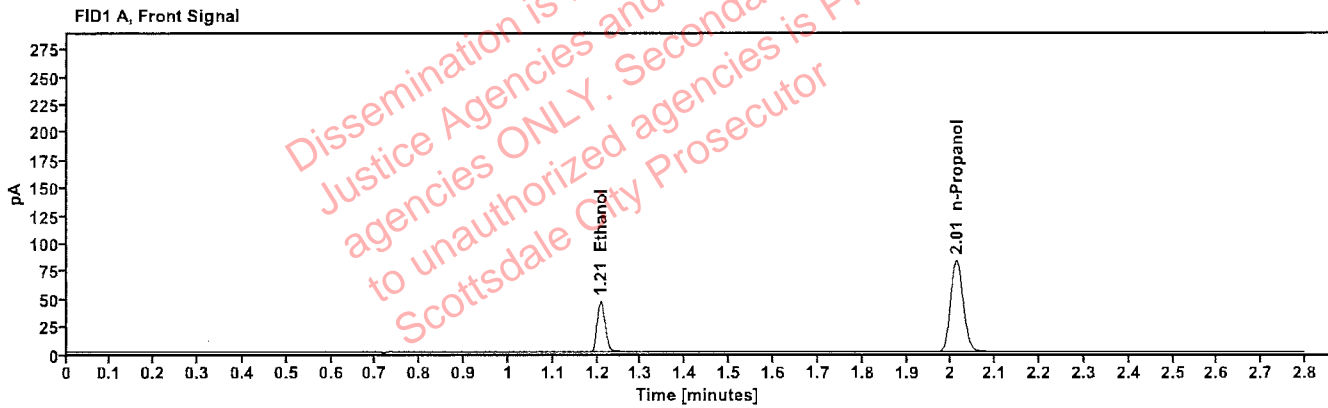


Table 1: FID 1 A (column DB-ALC1)

Compound	Time (min)	Peak Area
Ethanol	1.207	58.308
n-Propanol	2.012	165.646

Table 2: FID 2 B (column DB-ALC2)

Compound	Time (min)	Peak Area
Ethanol	1.364	63.355
n-Propanol	2.450	179.123

Scottsdale Police Department Crime Lab Volatiles Analysis

Sample: FN02052101	Vial: 3
Description: 0.200 calibrator	Sequence: 08Sep22
Method: ethanol quant.M	Injection date: 9/8/2022 11:43:38 AM
Instrument: US14173023 CN14160045	Analyst: Abbott <i>ah</i>
Data file: C:\Chem32\1\Data\08Sep22\3.D	

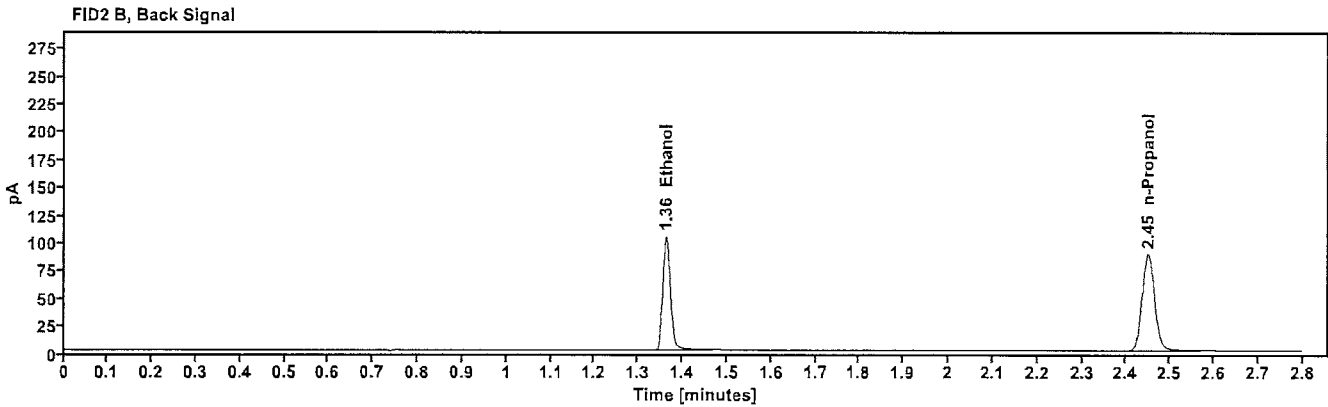
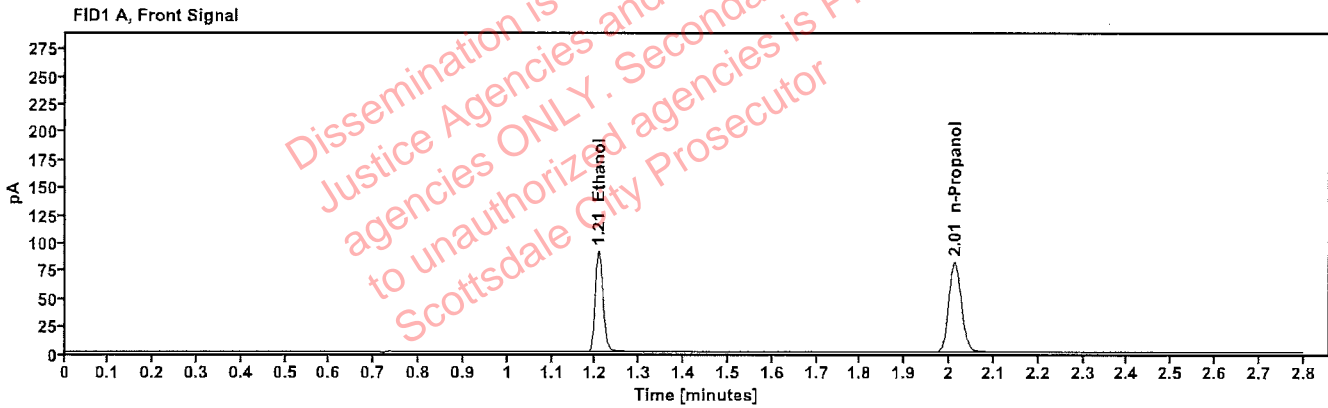


Table 1: FID 1 A (column DB-ALC1)

Compound	Time (min)	Peak Area
Ethanol	1.207	114.909
n-Propanol	2.012	162.507

Table 2: FID 2 B (column DB-ALC2)

Compound	Time (min)	Peak Area
Ethanol	1.363	126.178
n-Propanol	2.450	176.062

Scottsdale Police Department Crime Lab Volatiles Analysis

Sample: FN03052102	Vial: 4
Description: 0.400 calibrator	Sequence: 08Sep22
Method: ethanol quant.M	Injection date: 9/8/2022 11:47:38 AM
Instrument: US14173023 CN14160045	Analyst: Abbott
Data file: C:\Chem32\1\Data\08Sep22\4.D	

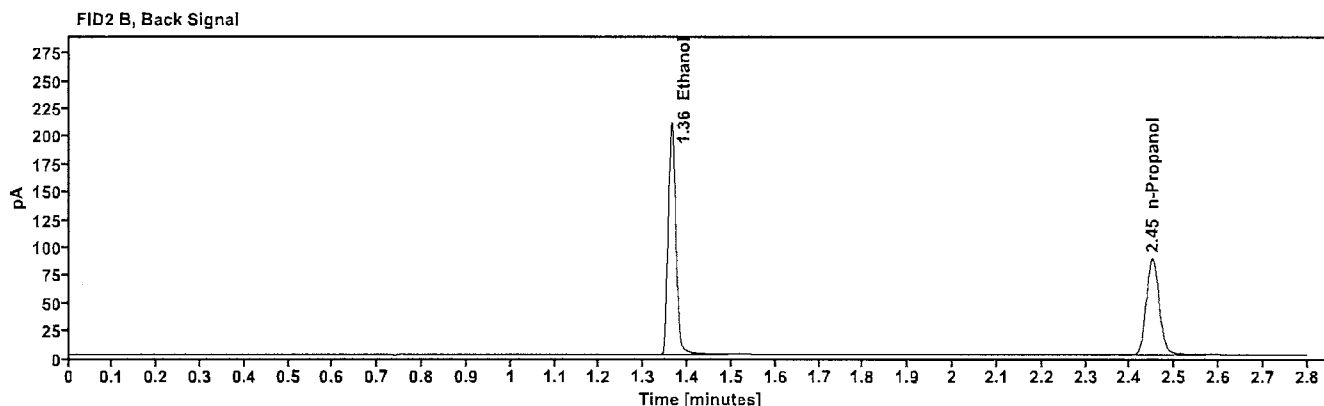
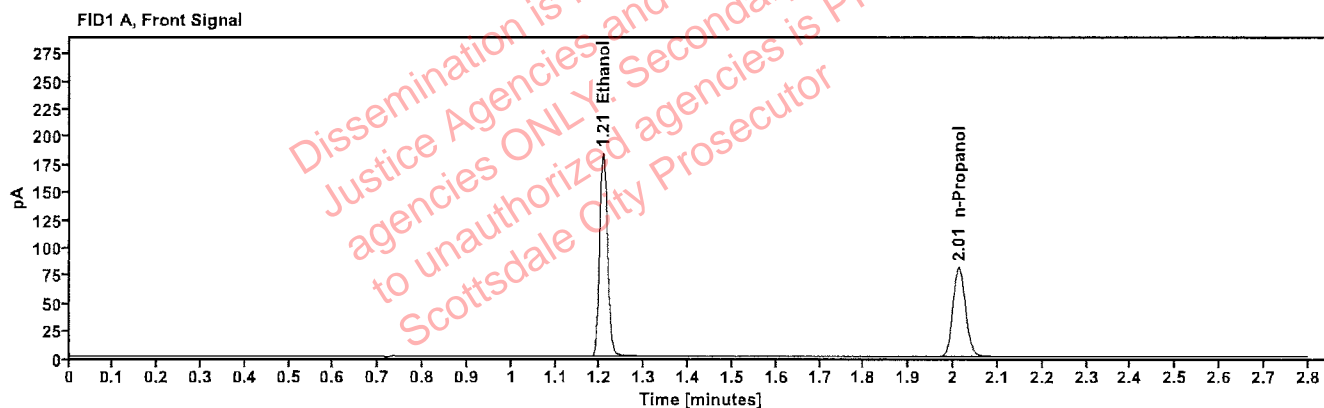


Table 1: FID 1 A (column DB-ALC1)

Compound	Time (min)	Peak Area
Ethanol	1.206	230.914
n-Propanol	2.012	161.822

Table 2: FID 2 B (column DB-ALC2)

Compound	Time (min)	Peak Area
Ethanol	1.363	255.588
n-Propanol	2.450	175.820

Scottsdale Police Department Crime Lab Volatiles Analysis

Sample: 070622AQ	Vial: 5
Description: Negative	LIMS ID:
Method: ethanol quant.M	Sequence: 08Sep22
Instrument: US14173023 CN14160045	Injection date: 9/8/2022 11:51:38 AM
Data file: C:\Chem32\1\Data\08Sep22\5.D	Analyst: Abbott <i>Abbott</i>

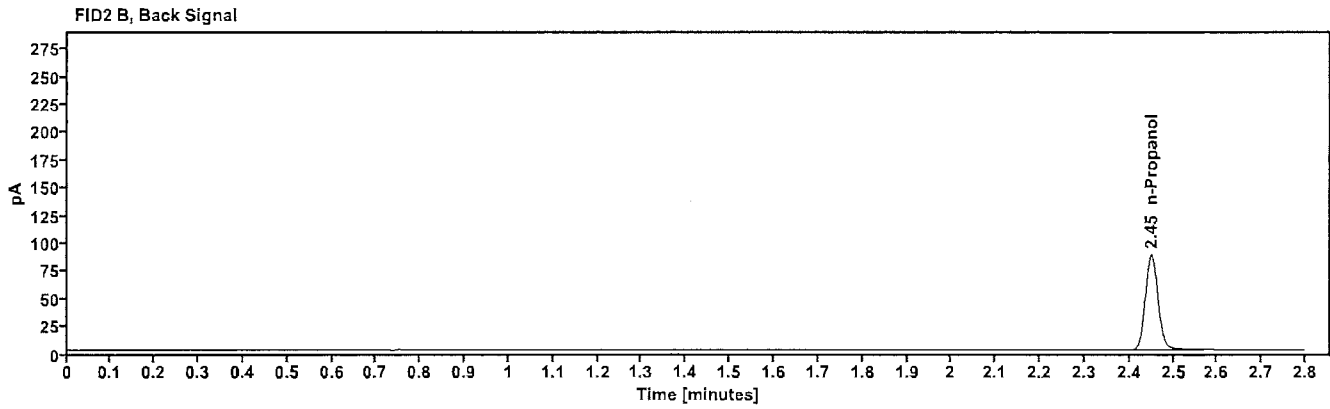
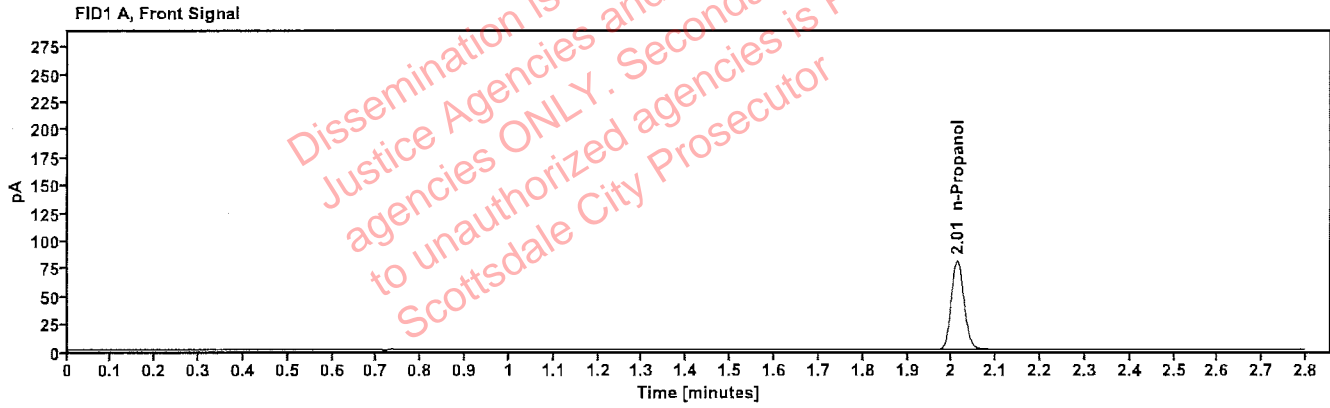


Table 1: FID 1 A (column DB-ALC1)

Compound	Amount (g/100mL)	Time (min)	Peak Area
n-Propanol	-----	2.012	160.576

Table 2: FID 2 B (column DB-ALC2)

Compound	Time (min)	Peak Area
n-Propanol	2.450	174.547

Scottsdale Police Department Crime Lab Volatiles Analysis

Sample: 050721MIX	Vial: 6
Description: Volatiles mix	LIMS ID:
Method: ethanol quant.M	Sequence: 08Sep22
Instrument: US14173023 CN14160045	Injection date: 9/8/2022 11:55:38 AM
Data file: C:\Chem32\1\Data\08Sep22\6.D	Analyst: Abbott <i>Abbott</i>

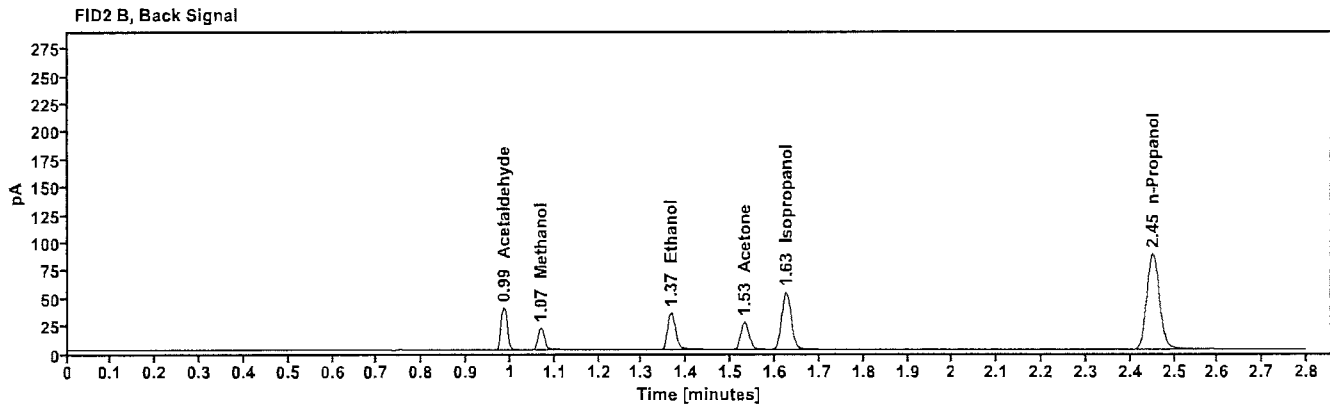
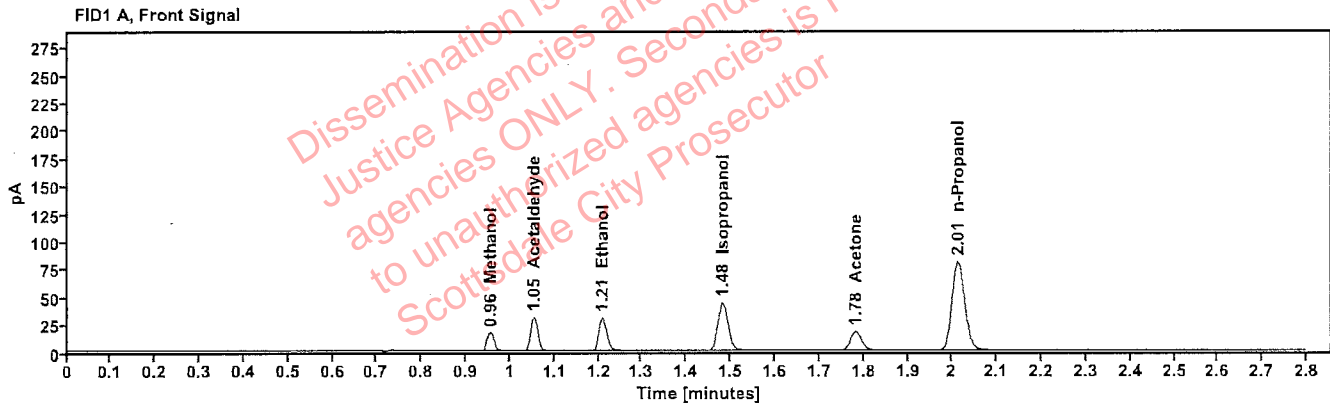


Table 1: FID 1 A (column DB-ALC1)

Compound	Amount (g/100mL)	Time (min)	Peak Area
Methanol	-----	0.955	18.791
Acetaldehyde	-----	1.053	33.080
>Ethanol	0.0680	1.209	38.200
Isopropanol	-----	1.481	69.110
Acetone	-----	1.782	29.712
n-Propanol	-----	2.013	160.105

Table 2: FID 2 B (column DB-ALC2)

Compound	Time (min)	Peak Area
Acetaldehyde	0.986	37.246
Methanol	1.068	20.804
Ethanol	1.365	41.592
Acetone	1.531	32.935
Isopropanol	1.625	77.557
n-Propanol	2.451	174.524

Scottsdale Police Department Crime Lab Volatiles Analysis

Sample:	11092018-A	Vial:	7
Description:	0.400	LIMS ID:	
Method:	ethanol quant.M	Sequence:	08Sep22
Instrument:	US14173023 CN14160045	Injection date:	9/8/2022 11:59:52 AM
Data file:	C:\Chem32\1\Data\08Sep22\7.D	Analyst:	Abbott OH

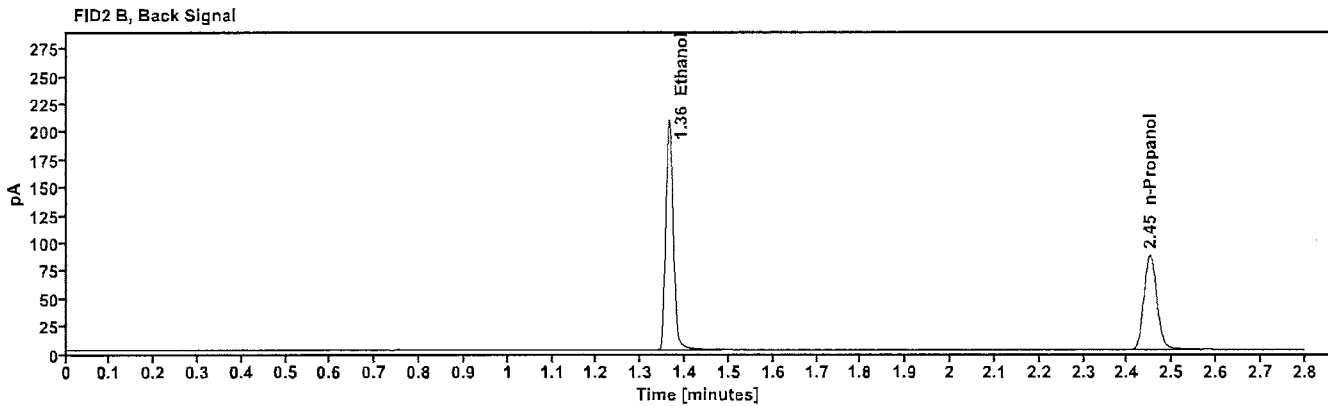
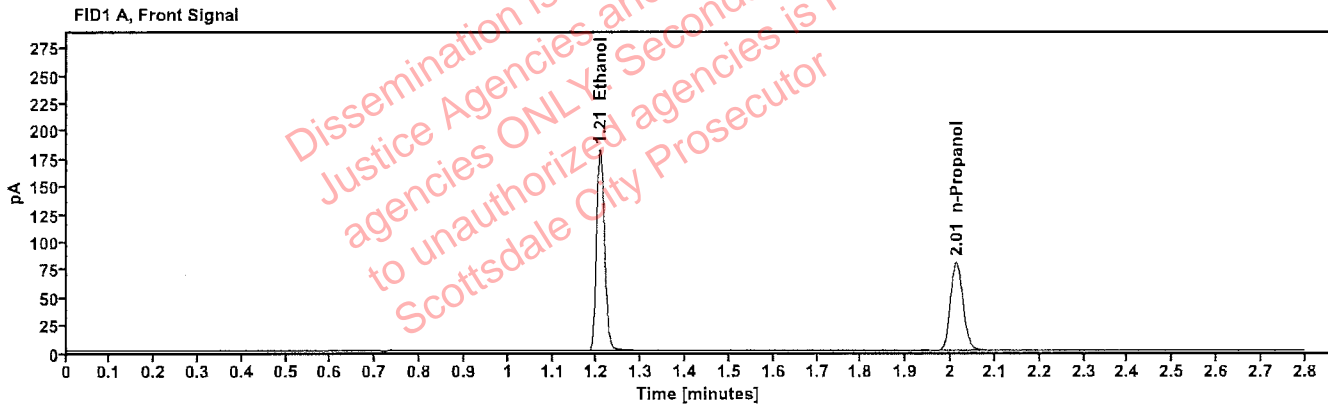


Table 1: FID 1 A (column DB-ALC1)

Compound	Amount (g/100mL)	Time (min)	Peak Area
>Ethanol	0.4019	1.207	228.669
n-Propanol	-----	2.013	159.680

Table 2: FID 2 B (column DB-ALC2)

Compound	Time (min)	Peak Area
Ethanol	1.364	253.365
n-Propanol	2.451	173.874

Scottsdale Police Department Crime Lab Volatiles Analysis

Sample:	14082019-B	Vial:	8
Description:	0.040	LIMS ID:	
Method:	ethanol quant.M	Sequence:	08Sep22
Instrument:	US14173023 CN14160045	Injection date:	9/8/2022 12:03:53 PM
Data file:	C:\Chem32\1\Data\08Sep22\8.D	Analyst:	Abbott <i>JA</i>

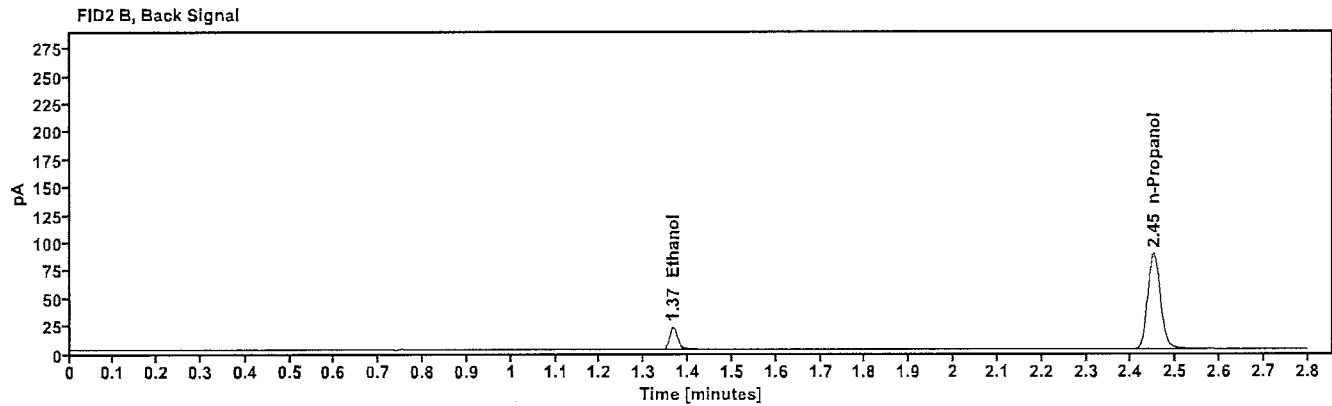
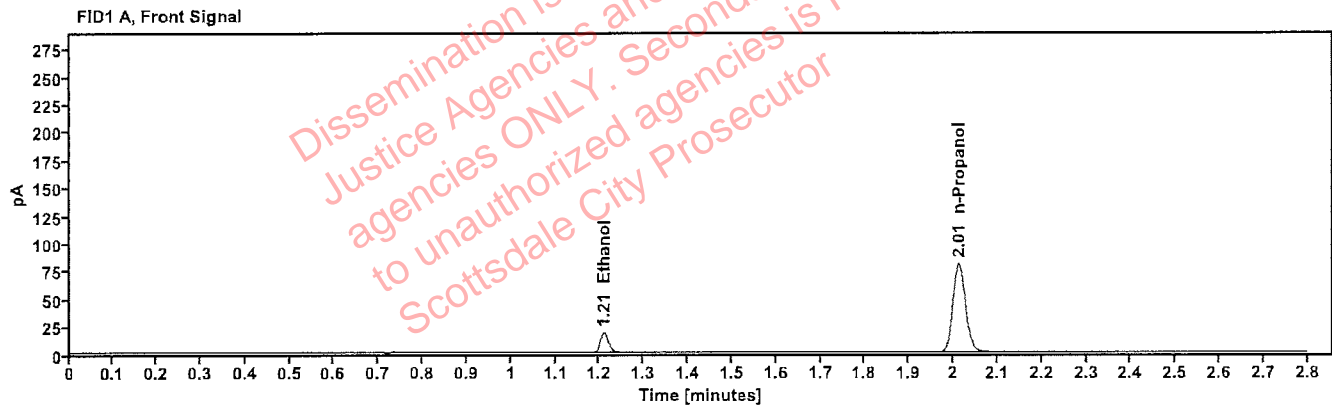


Table 1: FID 1 A (column DB-ALC1)

Compound	Amount (g/100mL)	Time (min)	Peak Area
>Ethanol	0.0415	1.209	23.085
n-Propanol	---	2.013	160.149

Table 2: FID 2 B (column DB-ALC2)

Compound	Time (min)	Peak Area
Ethanol	1.366	25.096
n-Propanol	2.451	174.816

Scottsdale Police Department Crime Lab Volatiles Analysis

Sample: 4110320133/8	Vial: 9
Description: 0.199	LIMS ID:
Method: ethanol quant.M	Sequence: 08Sep22
Instrument: US14173023 CN14160045	Injection date: 9/8/2022 12:07:53 PM
Data file: C:\Chem32\1\Data\08Sep22\9.D	Analyst: Abbott <i>JA</i>

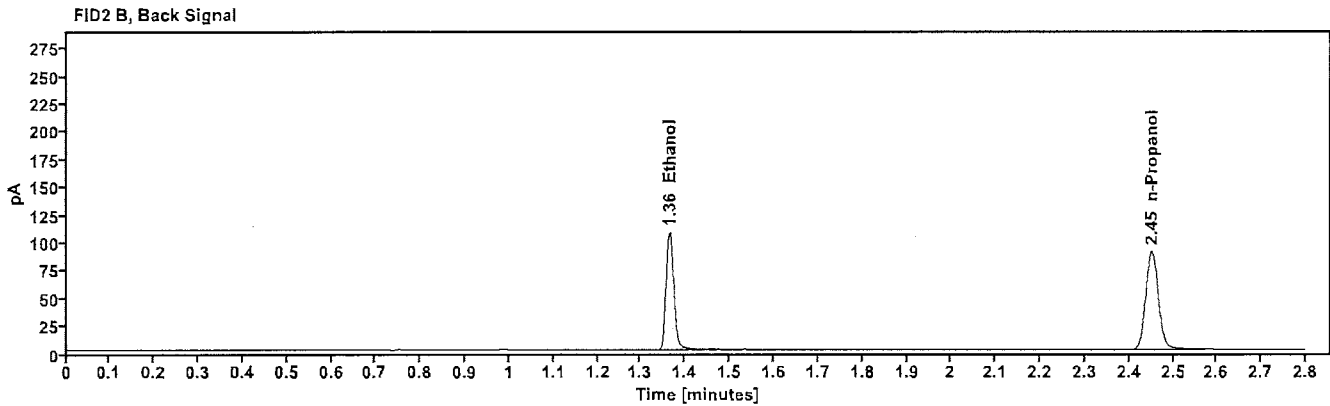
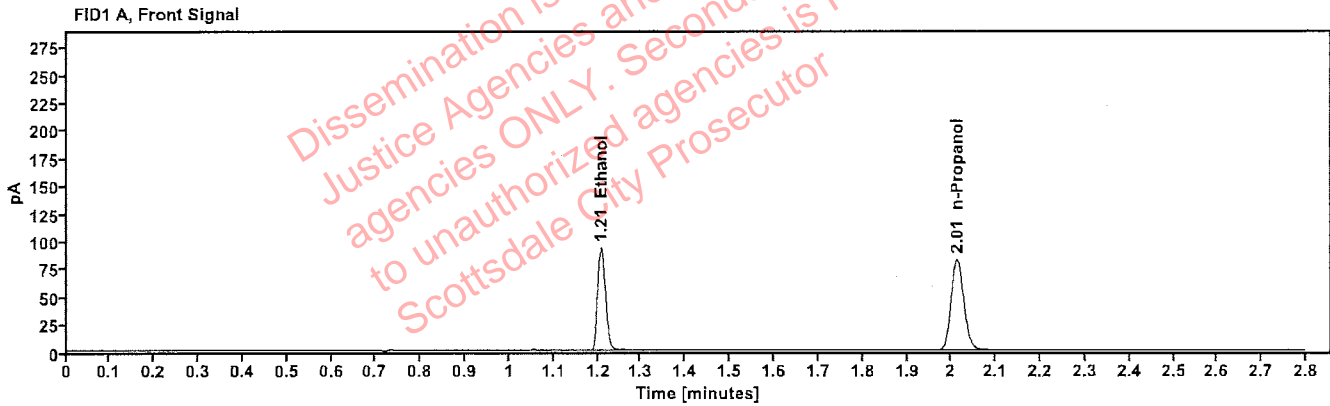


Table 1: FID 1 A (column DB-ALC1)

Compound	Amount (g/100mL)	Time (min)	Peak Area
>Ethanol	0.2012	1.208	117.695
n-Propanol	-----	2.013	164.677

Table 2: FID 2 B (column DB-ALC2)

Compound	Time (min)	Peak Area
Ethanol	1.365	130.178
n-Propanol	2.451	179.809

Scottsdale Police Department Crime Lab Volatiles Analysis

Sample:	20012020-B	Vial:	20
Description:	0.080	LIMS ID:	
Method:	ethanol quant.M	Sequence:	08Sep22
Instrument:	US14173023 CN14160045	Injection date:	9/8/2022 12:52:23 PM
Data file:	C:\Chem32\1\Data\08Sep22\20.D	Analyst:	Abbott AM

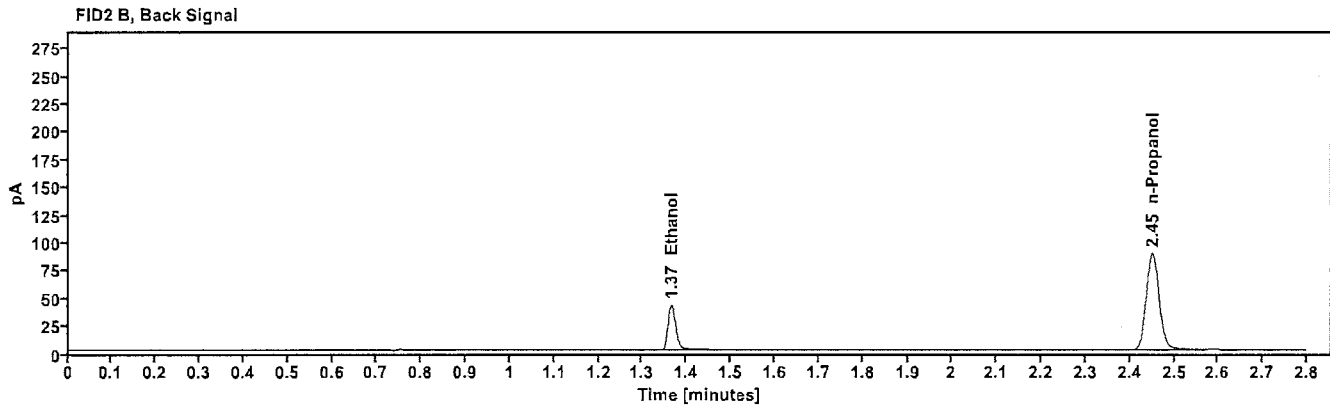
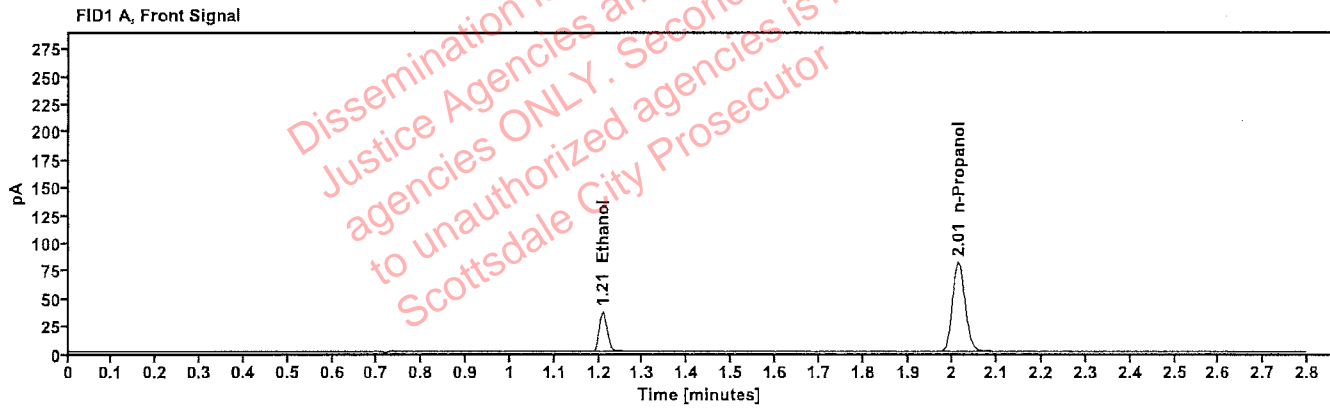


Table 1: FID 1 A (column DB-ALC1)

Compound	Amount (g/100mL)	Time (min)	Peak Area
>Ethanol	0.0805	1.209	45.760
n-Propanol	-----	2.013	161.527

Table 2: FID 2 B (column DB-ALC2)

Compound	Time (min)	Peak Area
Ethanol	1.365	50.375
n-Propanol	2.451	176.841

Scottsdale Police Department Crime Lab Volatiles Analysis

Sample:	20012020-B	Vial:	31
Description:	0.080	LIMS ID:	
Method:	ethanol quant.M	Sequence:	08Sep22
Instrument:	US14173023 CN14160045	Injection date:	9/8/2022 1:36:53 PM
Data file:	C:\Chem32\1\Data\08Sep22\31.D	Analyst:	Abbott JD

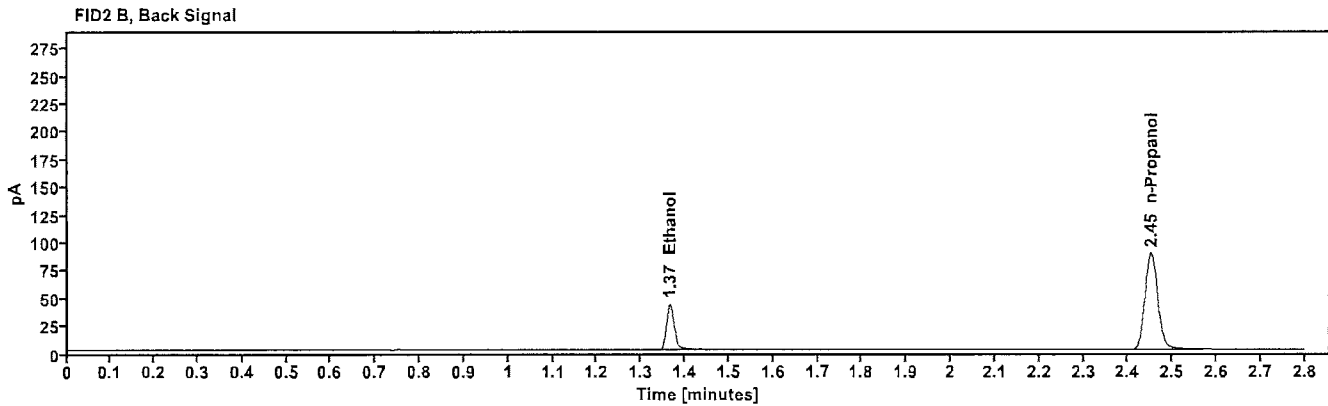
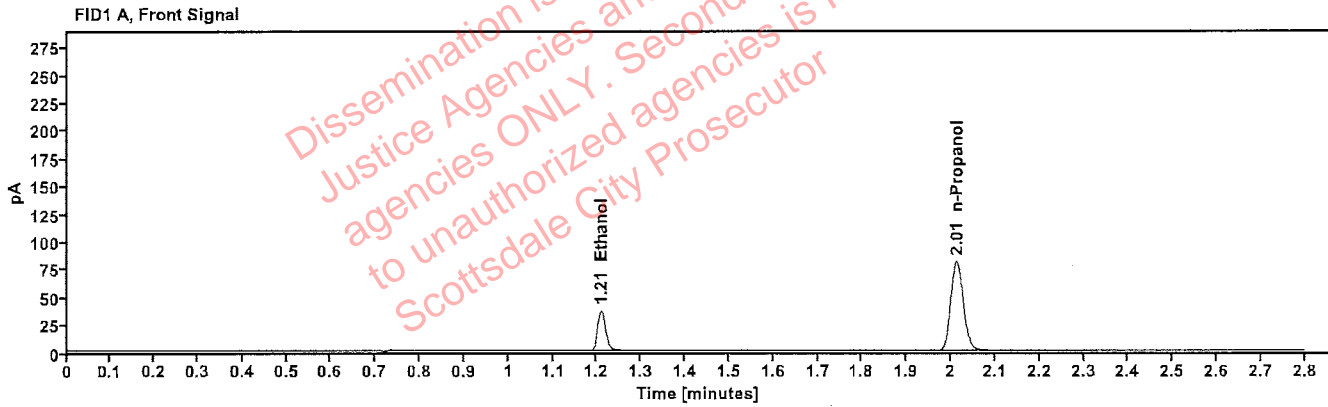


Table 1: FID 1 A (column DB-ALC1)

Compound	Amount (g/100mL)	Time (min)	Peak Area
>Ethanol	0.0819	1.209	46.444
n-Propanol	---	2.013	160.987

Table 2: FID 2 B (column DB-ALC2)

Compound	Time (min)	Peak Area
Ethanol	1.365	51.087
n-Propanol	2.451	176.261

Scottsdale Police Department Crime Lab Volatiles Analysis

Sample:	4110320133/8	Vial:	42
Description:	0.199	LIMS ID:	
Method:	ethanol quant.M	Sequence:	08Sep22
Instrument:	US14173023 CN14160045	Injection date:	9/8/2022 2:21:07 PM
Data file:	C:\Chem32\1\Data\08Sep22\42.D	Analyst:	Abbott Jh

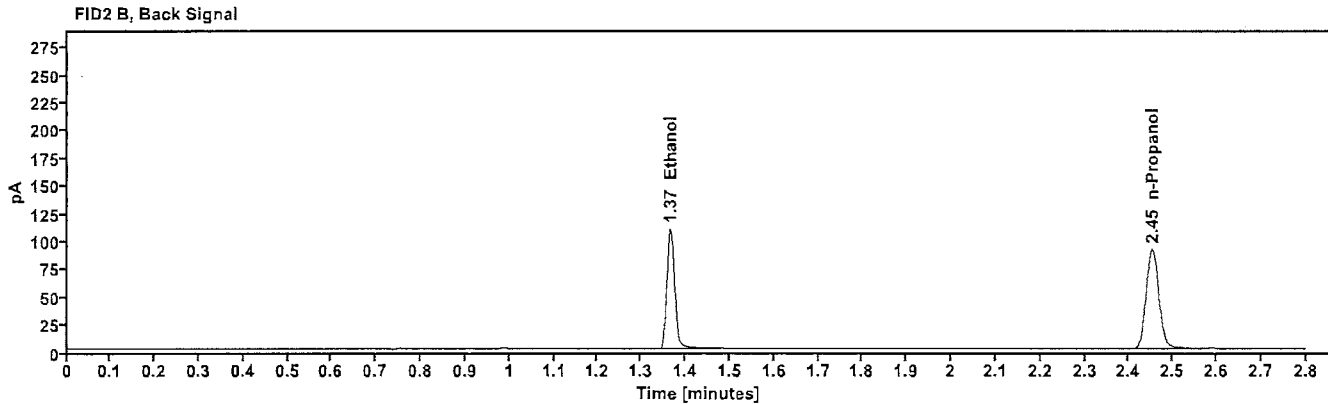
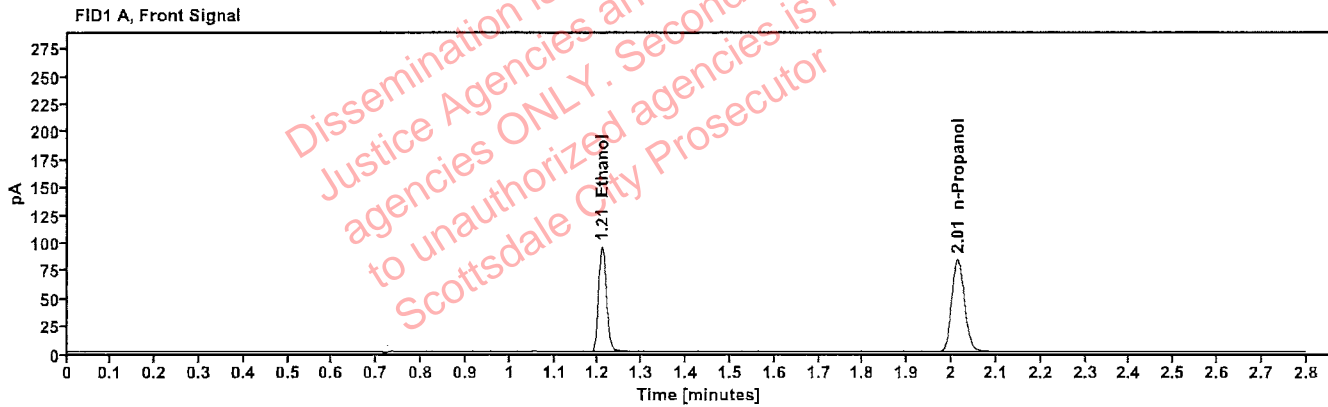


Table 1: FID 1 A (column DB-ALC1)

Compound	Amount (g/100mL)	Time (min)	Peak Area
>Ethanol	0.2023	1.208	119.886
n-Propanol	---	2.014	166.780

Table 2: FID 2 B (column DB-ALC2)

Compound	Time (min)	Peak Area
Ethanol	1.366	133.306
n-Propanol	2.452	182.980

Scottsdale Police Department Crime Lab Volatiles Analysis

Sample:	11092018-A	Vial:	53
Description:	0.400	LIMS ID:	
Method:	ethanol quant.M	Sequence:	08Sep22
Instrument:	US14173023 CN14160045	Injection date:	9/8/2022 3:05:38 PM
Data file:	C:\Chem32\1\Data\08Sep22\53.D	Analyst:	Abbott

JA

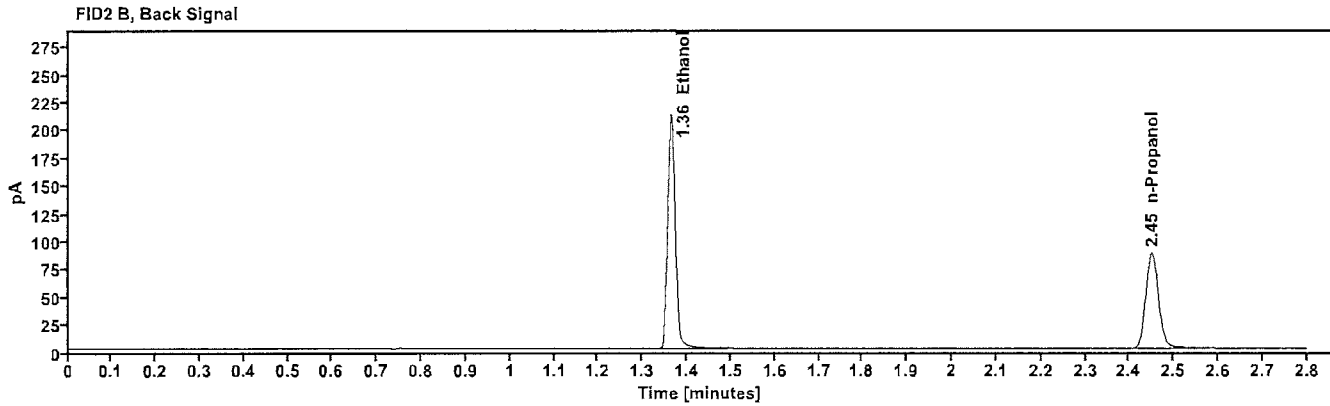
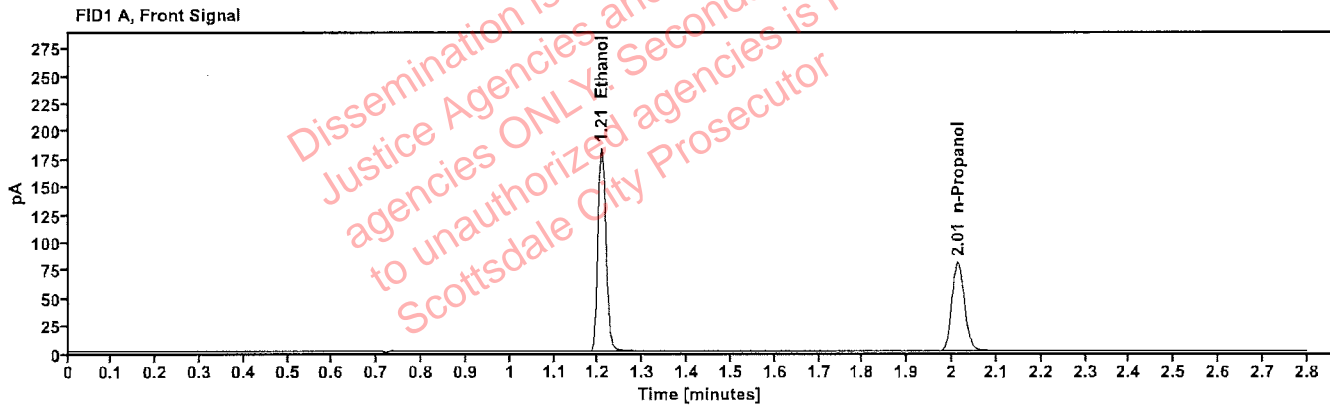


Table 1: FID 1 A (column DB-ALC1)

Compound	Amount (g/100mL)	Time (min)	Peak Area
>Ethanol	0.4046	1.207	231.424
n-Propanol	-----	2.013	160.544

Table 2: FID 2 B (column DB-ALC2)

Compound	Time (min)	Peak Area
Ethanol	1.364	257.768
n-Propanol	2.451	176.042

Scottsdale Police Department Crime Lab Volatiles Analysis

Sample: 14082019-B	Vial: 54
Description: 0.040	LIMS ID:
Method: ethanol quant.M	Sequence: 08Sep22
Instrument: US14173023 CN14160045	Injection date: 9/8/2022 3:09:38 PM
Data file: C:\Chem32\1\Data\08Sep22\54.D	Analyst: Abbott <i>JA</i>

Dissemination is restricted to Criminal Justice Agencies and authorized agencies ONLY. Secondary dissemination to unauthorized agencies is PROHIBITED. Scottsdale City Prosecutor

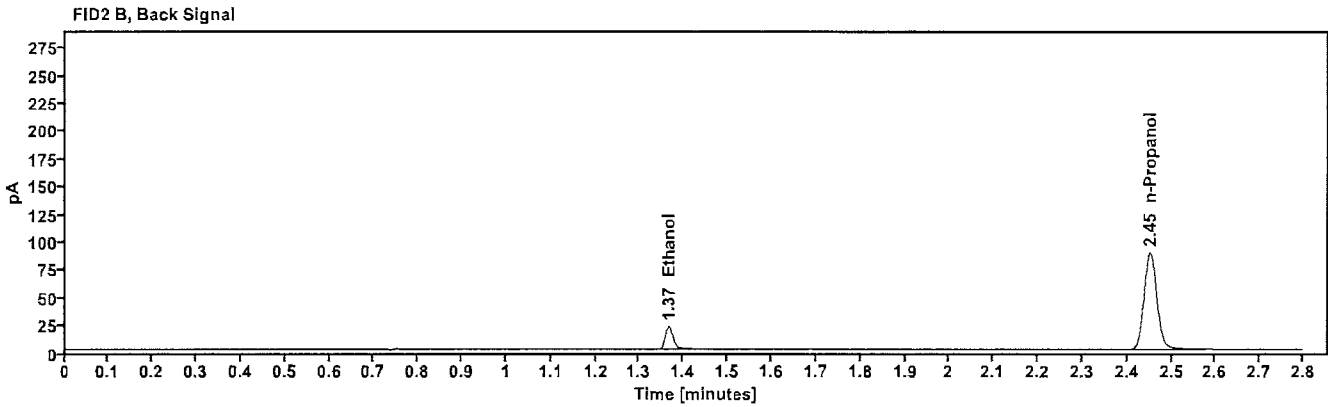
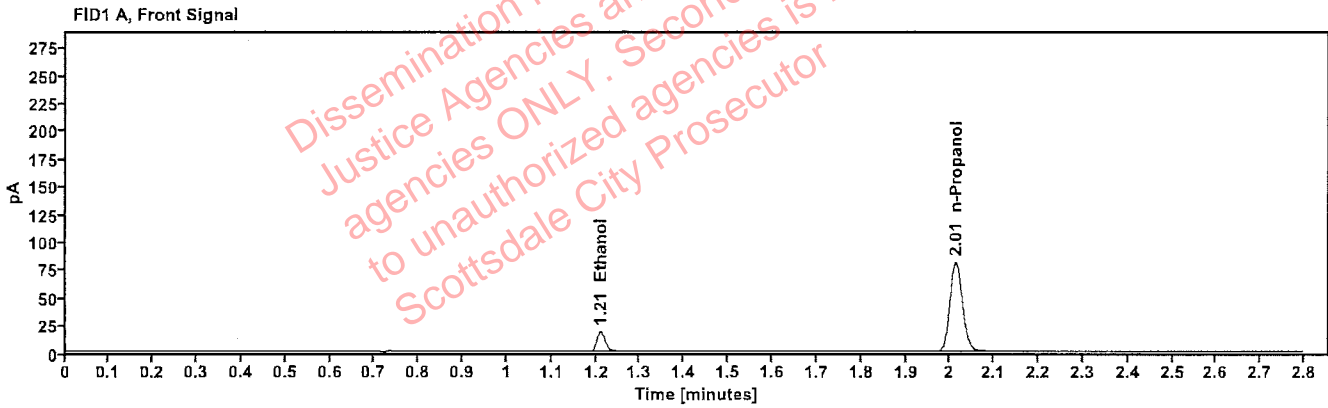


Table 1: FID 1 A (column DB-ALC1)

Compound	Amount (g/100mL)	Time (min)	Peak Area
>Ethanol	0.0418	1.210	23.443
n-Propanol	-----	2.013	161.467

Table 2: FID 2 B (column DB-ALC2)

Compound	Time (min)	Peak Area
Ethanol	1.367	25.673
n-Propanol	2.452	177.022

Scottsdale Police Department Crime Lab Volatiles Analysis

Sample:	4110320133/8	Vial:	55
Description:	0.199	LIMS ID:	
Method:	ethanol quant.M	Sequence:	08Sep22
Instrument:	US14173023 CN14160045	Injection date:	9/8/2022 3:13:53 PM
Data file:	C:\Chem32\1\Data\08Sep22\55.D	Analyst:	Abbott JLH

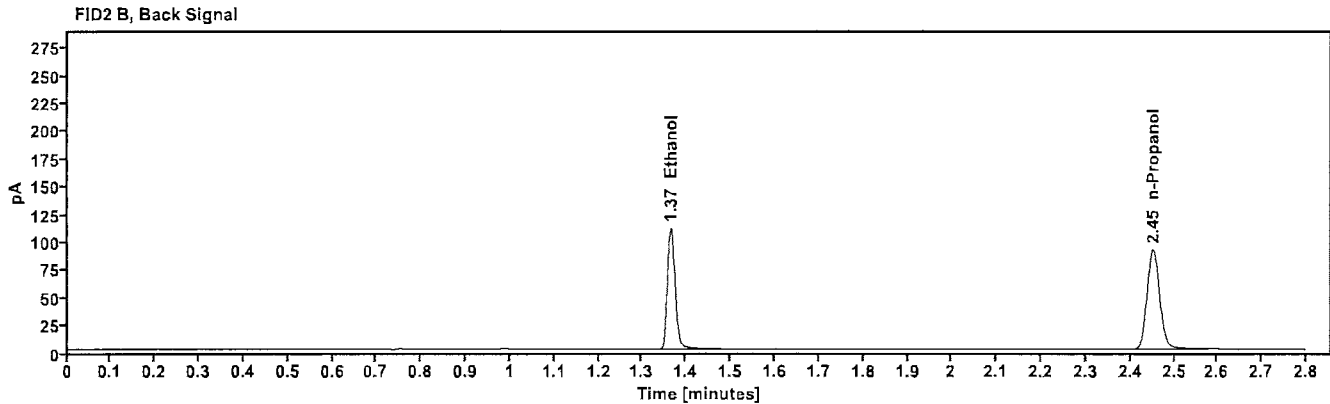
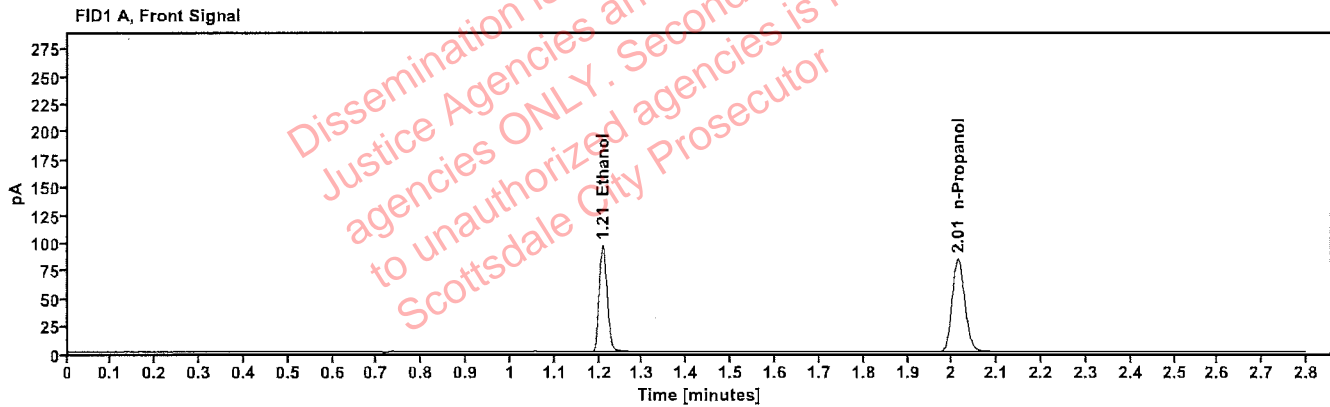


Table 1: FID 1 A (column DB-ALC1)

Compound	Amount (g/100mL)	Time (min)	Peak Area
>Ethanol	0.2044	1.208	121.576
n-Propanol	----	2.014	167.448

Table 2: FID 2 B (column DB-ALC2)

Compound	Time (min)	Peak Area
Ethanol	1.365	135.053
n-Propanol	2.452	183.579

Scottsdale Police Department Crime Lab Volatiles Analysis

Sample:	101921WB	Vial:	56
Description:	Negative	LIMS ID:	
Method:	ethanol quant.M	Sequence:	08Sep22
Instrument:	US14173023 CN14160045	Injection date:	9/8/2022 3:17:52 PM
Data file:	C:\Chem32\1\Data\08Sep22\56.D	Analyst:	Abbott <i>JA</i>

Dissemination is restricted to Criminal Justice Agencies and authorized agencies ONLY. Secondary dissemination to unauthorized agencies is PROHIBITED. Scottsdale City Prosecutor

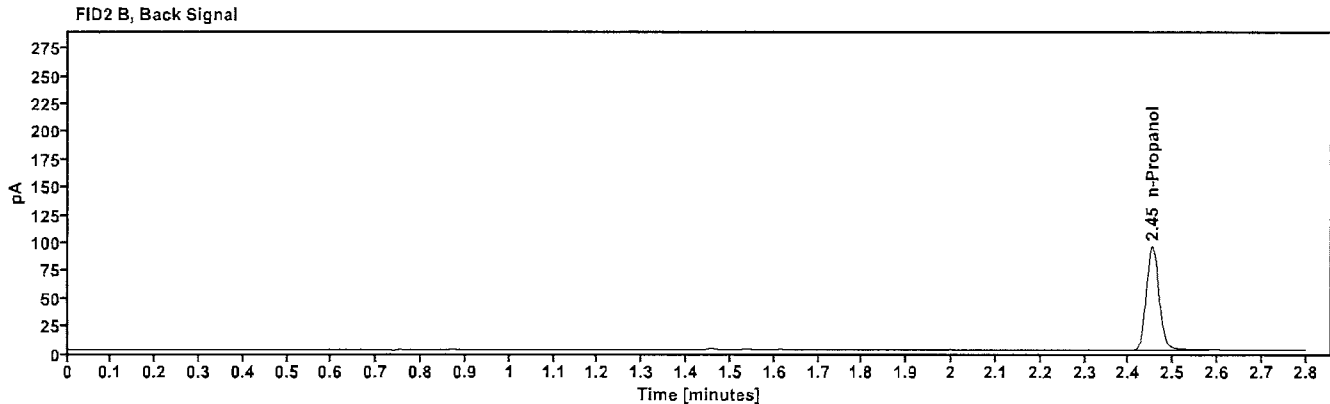
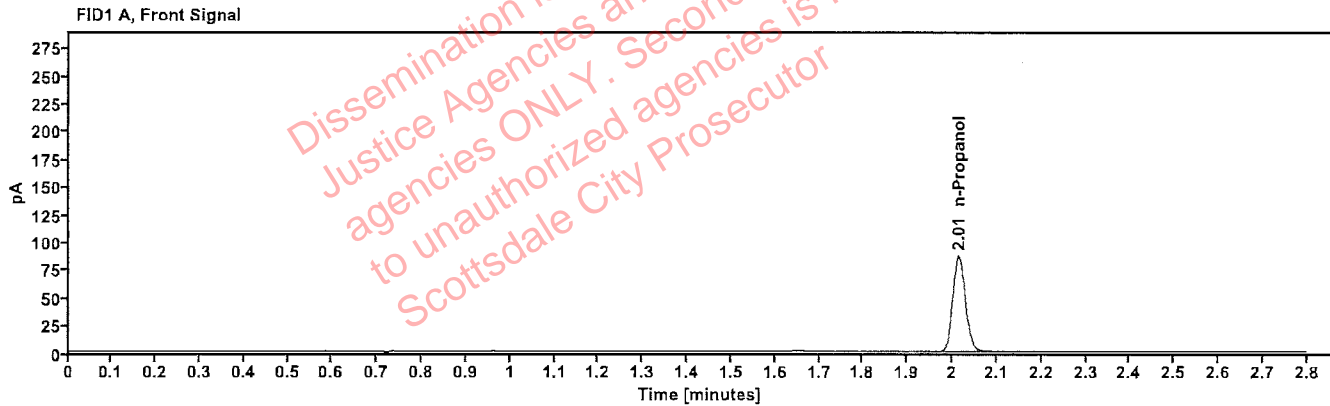


Table 1: FID 1 A (column DB-ALC1)

Compound	Amount (g/100mL)	Time (min)	Peak Area
n-Propanol	---	2.014	172.398

Table 2: FID 2 B (column DB-ALC2)

Compound	Time (min)	Peak Area
n-Propanol	2.453	189.504

Sequence Summary

Sequence name: 08Sep22 Instrument: US14173023 CN14160045 Analyst: Abbott *JA*

Vial	Sample	Description	Type	LIMS ID	Method
1	FN10051909	0.020 calibrator	Calibration		ethanol quant.M
2	FN05311902	0.100 calibrator	Calibration		ethanol quant.M
3	FN02052101	0.200 calibrator	Calibration		ethanol quant.M
4	FN03052102	0.400 calibrator	Calibration		ethanol quant.M
5	070622AQ	Negative	Control		ethanol quant.M
6	050721MIX	Volatiles mix	Control		ethanol quant.M
7	11092018-A	0.400	Control		ethanol quant.M
8	14082019-B	0.040	Control		ethanol quant.M
9	4110320133/8	0.199	Control		ethanol quant.M
10	31801JK		Sample		ethanol quant.M
11	31801JK		Sample		ethanol quant.M
12	40501BV		Sample		ethanol quant.M
13	40501BV		Sample		ethanol quant.M
14	35301DD		Sample		ethanol quant.M
15	35301DD		Sample		ethanol quant.M
16	39001JM		Sample		ethanol quant.M
17	39001JM		Sample		ethanol quant.M
18	4011JC		Sample		ethanol quant.M
19	4011JC		Sample		ethanol quant.M
20	20012020-B	0.080	Control		ethanol quant.M
21	40701AP		Sample		ethanol quant.M
22	40701AP		Sample		ethanol quant.M
23	1435336		Sample		ethanol quant.M
24	1435336		Sample		ethanol quant.M
25	1434942		Sample		ethanol quant.M
26	1434942		Sample		ethanol quant.M
27	1434784		Sample		ethanol quant.M
28	1434784		Sample		ethanol quant.M
29	1433848		Sample		ethanol quant.M
30	1433848		Sample		ethanol quant.M
31	20012020-B	0.080	Control		ethanol quant.M
32	1435441		Sample		ethanol quant.M
33	1435441		Sample		ethanol quant.M
34	1435436		Sample		ethanol quant.M
35	1435436		Sample		ethanol quant.M
36	1435237		Sample		ethanol quant.M
37	1435237		Sample		ethanol quant.M
38	1435541		Sample		ethanol quant.M
39	1435541		Sample		ethanol quant.M
40	1435623		Sample		ethanol quant.M
41	1435623		Sample		ethanol quant.M
42	4110320133/8	0.199	Control		ethanol quant.M
43	1435630		Sample		ethanol quant.M
44	1435630		Sample		ethanol quant.M
45	1435689		Sample		ethanol quant.M
46	1435689		Sample		ethanol quant.M
47	1435686		Sample		ethanol quant.M

Sequence Summary




48	1435686		Sample		ethanol quant.M
49	1435666		Sample		ethanol quant.M
50	1435666		Sample		ethanol quant.M
51	1435835		Sample		ethanol quant.M
52	1435835		Sample		ethanol quant.M
53	11092018-A	0.400	Control		ethanol quant.M
54	14082019-B	0.040	Control		ethanol quant.M
55	4110320133/8	0.199	Control		ethanol quant.M
56	101921WB	Negative	Control		ethanol quant.M

Dissemination is restricted to Criminal Justice Agencies and authorized agencies ONLY. Secondary dissemination to unauthorized agencies is PROHIBITED.
 Scottsdale City Prosecutor

Scottsdale Police Department Crime Laboratory Summary of Cases

SEQUENCE NAME: 08Sep22

ANALYST: Abbott 

Vials	Test 1 (g/dL)	Test 2 (g/dL)	Mean (g/dL)	Percent Difference*	Absolute Difference (g/dL)*
10 11	0.2536	0.2505	0.25205	0.61	0.00155
12 13	0.1987	0.2013	0.20000	0.65	0.00130
14 15	0.2028	0.2061	0.20445	0.81	0.00165
16 17	0.1881	0.1878	0.18795	0.08	0.00015
18 19	0.0000	0.0000	0.00000	0.00	0.00000
21 22	0.1131	0.1154	0.11425	1.01	0.00115
23 24	0.0564	0.0563	0.05635	0.09	0.00005
25 26	0.1838	0.1783	0.18105	1.52	0.00275
27 28	0.2851	0.2883	0.28670	0.56	0.00160
29 30	0.4283	0.4318	0.43005	0.41	0.00175
32 33	0.2251	0.2224	0.22375	0.60	0.00135
34 35	0.0855	0.0837	0.08460	1.06	0.00090
36 37	0.2139	0.2154	0.21465	0.35	0.00075
38 39	0.1784	0.1773	0.17785	0.31	0.00055
40 41	0.1488	0.1482	0.14850	0.20	0.00030
43 44	0.2082	0.2114	0.20980	0.76	0.00160
45 46	0.2561	0.2546	0.25535	0.29	0.00075
47 48	0.2060	0.2078	0.20690	0.43	0.00090
49 50	0.2418	0.2449	0.24335	0.64	0.00155
51 52	0.0725	0.0721	0.07230	0.28	0.00020

*Calculated differences are differences from the mean of the two results.

Scottsdale Police Department Crime Lab Volatiles Analysis

Sample:	31801JK	Vial:	10
Description:		LIMS ID:	
Method:	ethanol quant.M	Sequence:	08Sep22
Instrument:	US14173023 CN14160045	Injection date:	9/8/2022 12:11:52 PM
Data file:	C:\Chem32\1\Data\08Sep22\10.D	Analyst:	Abbott

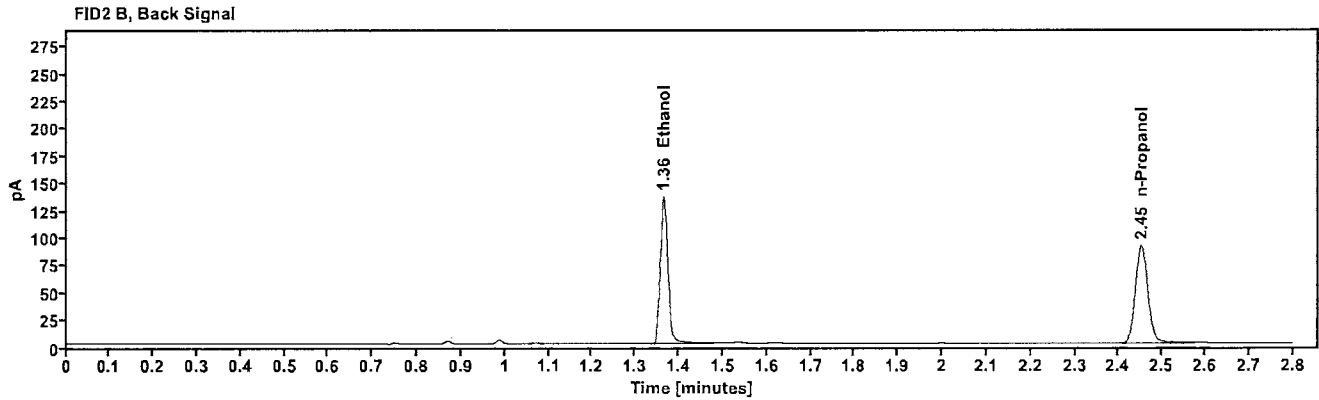
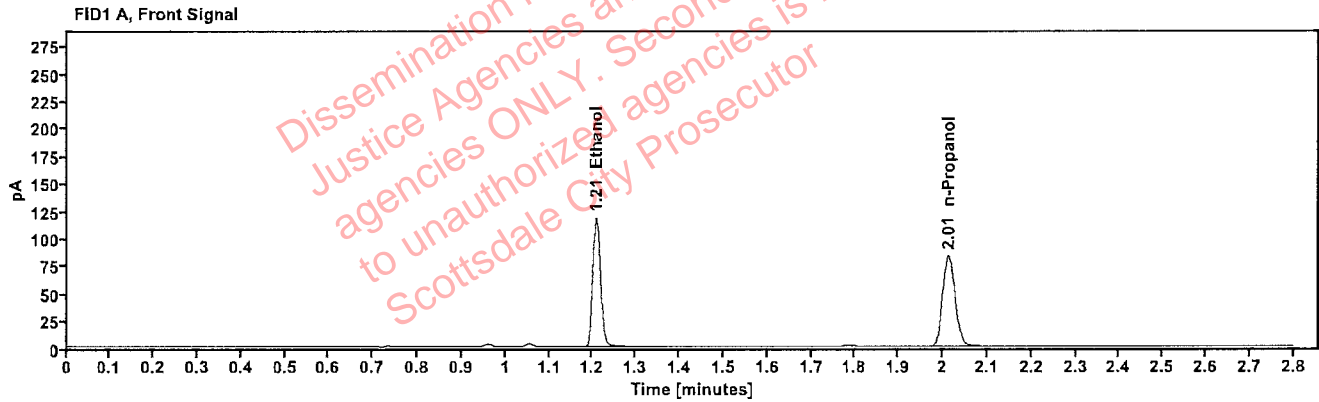


Table 1: FID 1 A (column DB-ALC1)

Compound	Amount (g/100mL)	Time (min)	Peak Area
>Ethanol	0.2536	1.208	149.040
n-Propanol	-----	2.013	165.241

Table 2: FID 2 B (column DB-ALC2)

Compound	Time (min)	Peak Area
Ethanol	1.365	165.017
n-Propanol	2.452	180.652

Scottsdale Police Department Crime Lab Volatiles Analysis

Sample:	31801JK	Vial:	11
Description:	[REDACTED]	LIMS ID:	[REDACTED]
Method:	ethanol quant.M	Sequence:	08Sep22
Instrument:	US14173023 CN14160045	Injection date:	9/8/2022 12:15:52 PM
Data file:	C:\Chem32\1\Data\08Sep22\11.D	Analyst:	Abbott

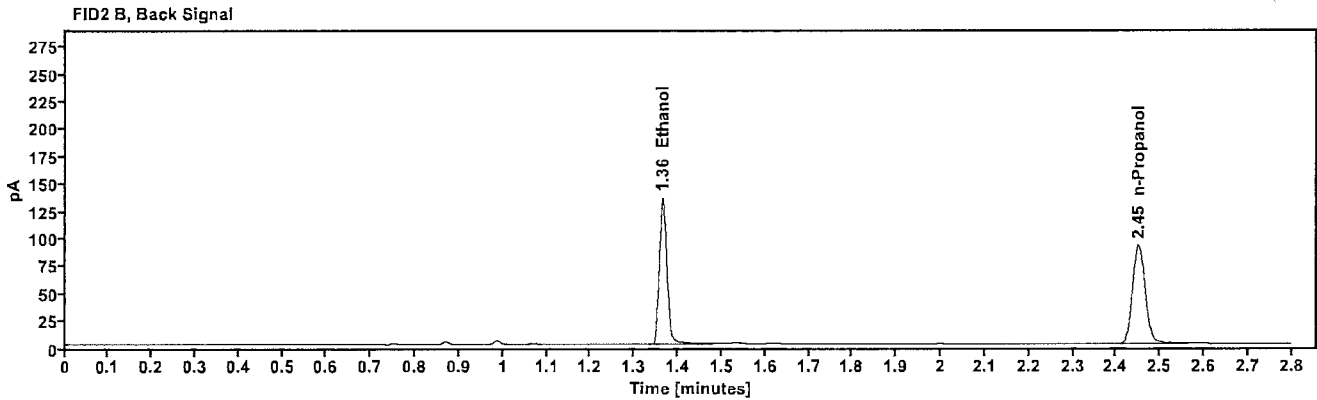
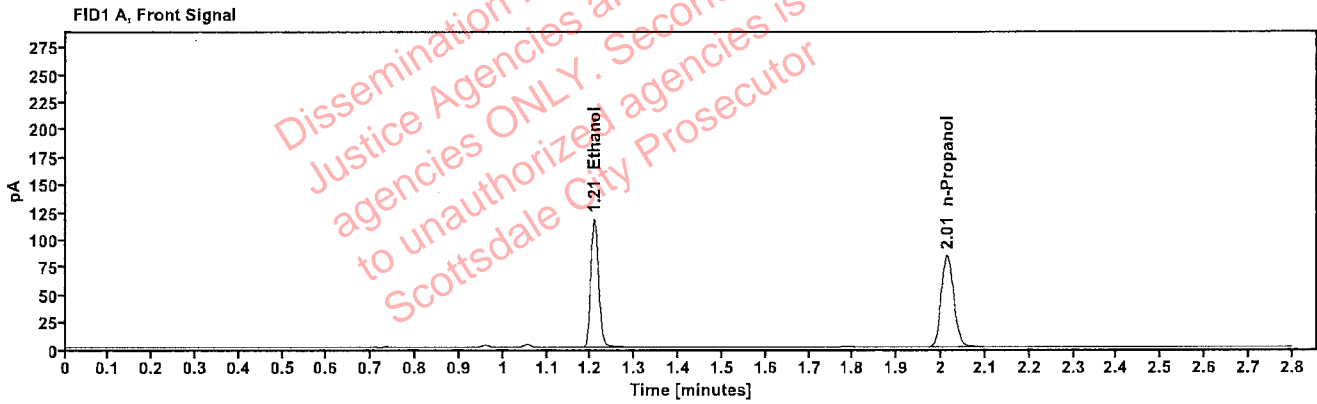


Table 1: FID 1 A (column DB-ALC1)

Compound	Amount (g/100mL)	Time (min)	Peak Area
>Ethanol	0.2505	1.207	148.871
n-Propanol	---	2.013	167.079

Table 2: FID 2 B (column DB-ALC2)

Compound	Time (min)	Peak Area
Ethanol	1.364	165.119
n-Propanol	2.451	182.640

Scottsdale Police Department Crime Lab Volatiles Analysis

Sample:	40501BV	Vial:	12
Description:		LIMS ID:	
Method:	ethanol quant.M	Sequence:	08Sep22
Instrument:	US14173023 CN14160045	Injection date:	9/8/2022 12:19:53 PM
Data file:	C:\Chem32\1\Data\08Sep22\12.D	Analyst:	Abbott

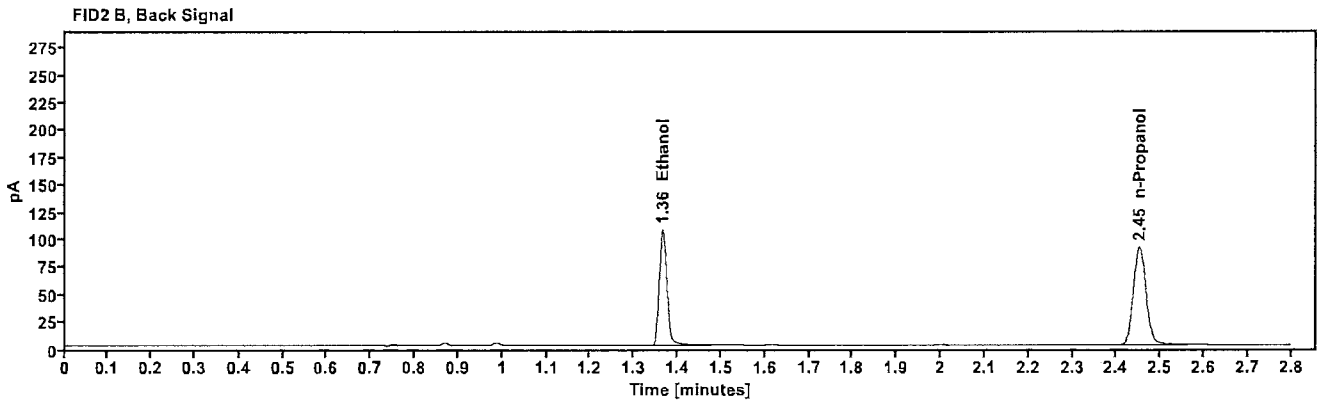
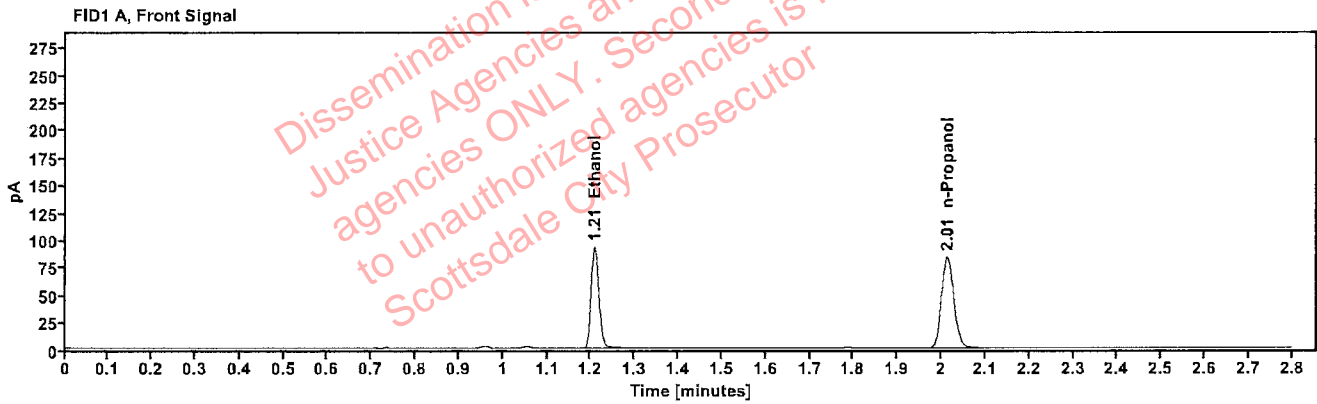


Table 1: FID 1 A (column DB-ALC1)

Compound	Amount (g/100mL)	Time (min)	Peak Area
>Ethanol	0.1987	1.208	117.087
n-Propanol	-----	2.013	165.869

Table 2: FID 2 B (column DB-ALC2)

Compound	Time (min)	Peak Area
Ethanol	1.365	131.061
n-Propanol	2.452	181.111

Scottsdale Police Department Crime Lab Volatiles Analysis

Sample:	40501BV	Vial:	13
Description:	[REDACTED]	LIMS ID:	[REDACTED]
Method:	ethanol quant.M	Sequence:	08Sep22
Instrument:	US14173023 CN14160045	Injection date:	9/8/2022 12:24:07 PM
Data file:	C:\Chem32\1\Data\08Sep22\13.D	Analyst:	Abbott

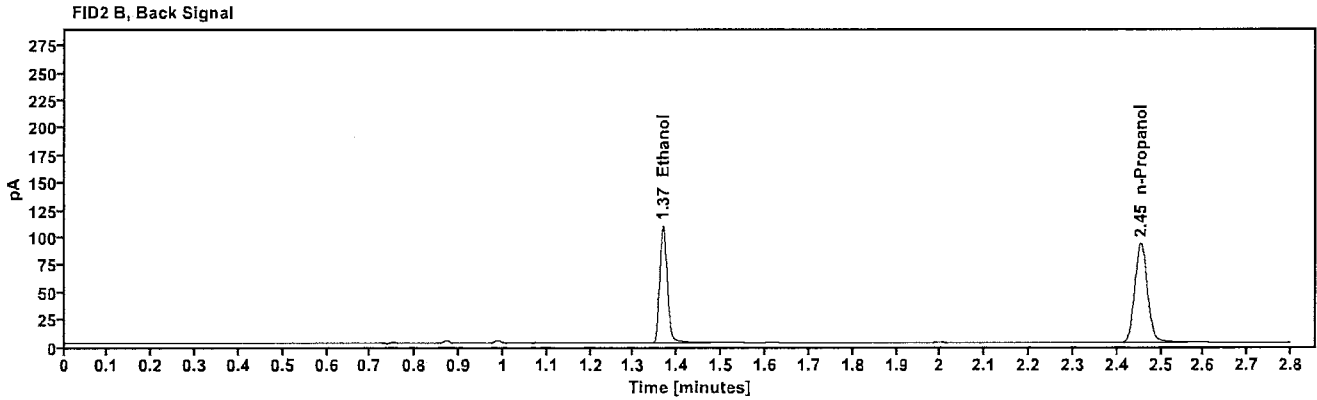
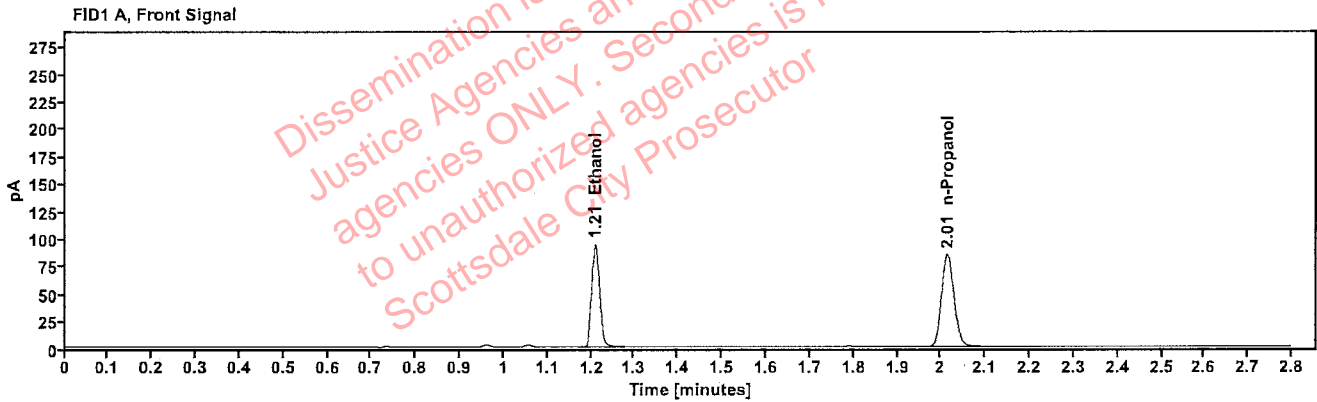


Table 1: FID 1 A (column DB-ALC1)

Compound	Amount (g/100mL)	Time (min)	Peak Area
>Ethanol	0.2013	1.209	120.058
n-Propanol	---	2.015	167.914

Table 2: FID 2 B (column DB-ALC2)

Compound	Time (min)	Peak Area
Ethanol	1.367	132.949
n-Propanol	2.454	183.261

Scottsdale Police Department Crime Lab Volatiles Analysis

Sample:	35301DD	Vial:	14
Description:	[REDACTED]	LIMS ID:	[REDACTED]
Method:	ethanol quant.M	Sequence:	08Sep22
Instrument:	US14173023 CN14160045	Injection date:	9/8/2022 12:28:07 PM
Data file:	C:\Chem32\1\Data\08Sep22\14.D	Analyst:	Abbott

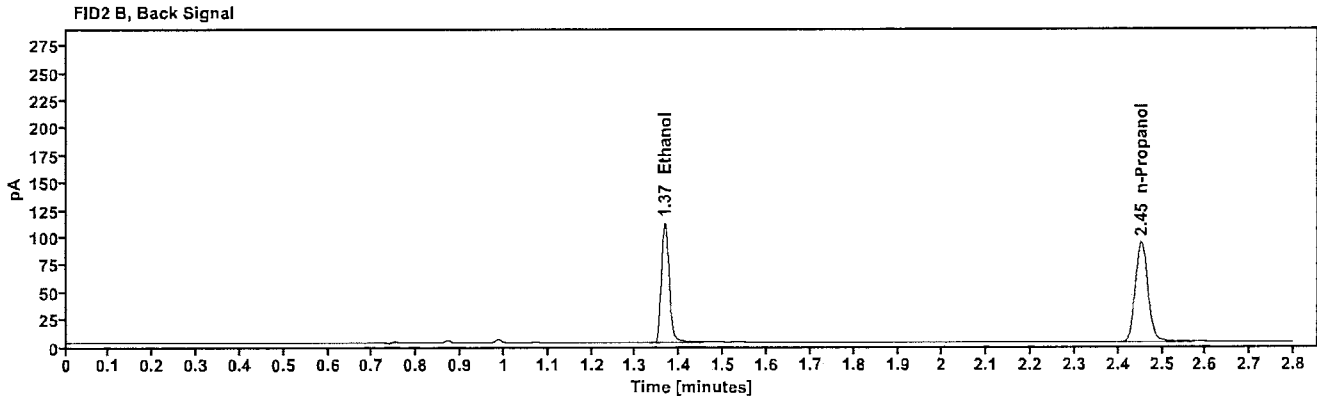
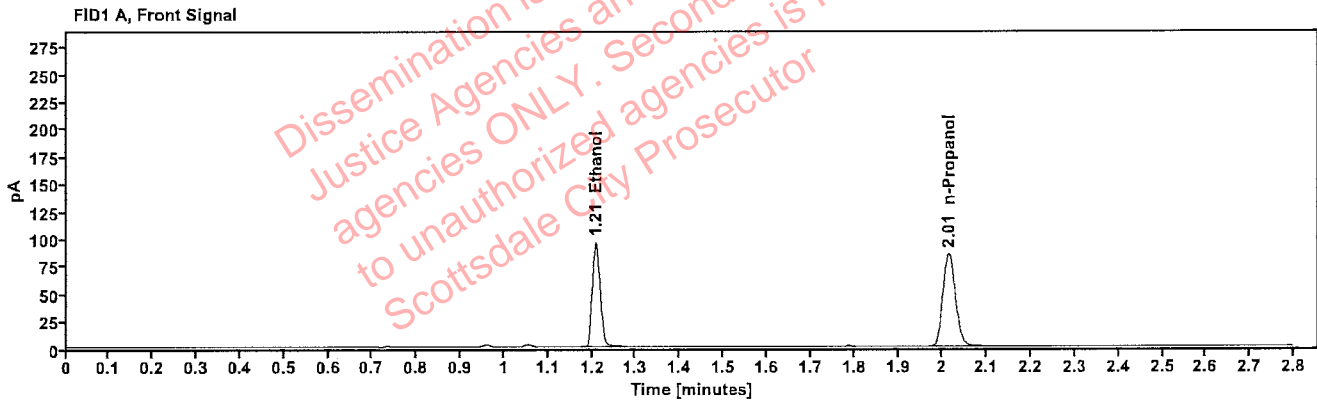


Table 1: FID 1 A (column DB-ALC1)

Compound	Amount (g/100mL)	Time (min)	Peak Area
>Ethanol	0.2028	1.209	121.568
n-Propanol	-----	2.014	168.758

Table 2: FID 2 B (column DB-ALC2)

Compound	Time (min)	Peak Area
Ethanol	1.366	134.281
n-Propanol	2.453	184.630

Scottsdale Police Department Crime Lab Volatiles Analysis

Sample:	35301DD	Vial:	15
Description:	[REDACTED]	LIMS ID:	[REDACTED]
Method:	ethanol quant.M	Sequence:	08Sep22
Instrument:	US14173023 CN14160045	Injection date:	9/8/2022 12:32:08 PM
Data file:	C:\Chem32\1\Data\08Sep22\15.D	Analyst:	Abbott

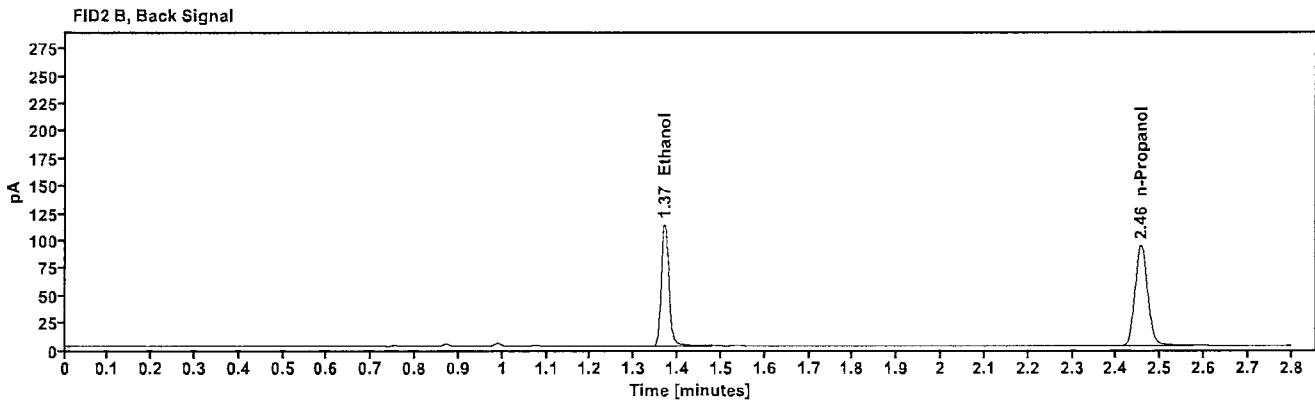
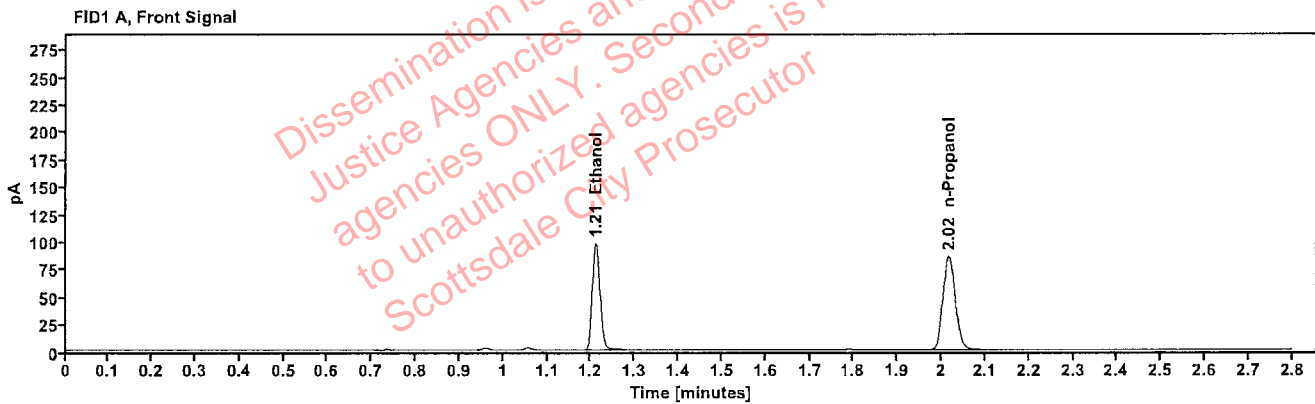


Table 1: FID 1 A (column DB-ALC1)

Compound	Amount (g/100mL)	Time (min)	Peak Area
>Ethanol	0.2061	1.211	124.685
n-Propanol	-----	2.016	170.304

Table 2: FID 2 B (column DB-ALC2)

Compound	Time (min)	Peak Area
Ethanol	1.370	138.282
n-Propanol	2.456	186.394

Scottsdale Police Department Crime Lab Volatiles Analysis

Sample:	39001JM	Vial:	16
Description:		LIMS ID:	
Method:	ethanol quant.M	Sequence:	08Sep22
Instrument:	US14173023 CN14160045	Injection date:	9/8/2022 12:36:08 PM
Data file:	C:\Chem32\1\Data\08Sep22\16.D	Analyst:	Abbott

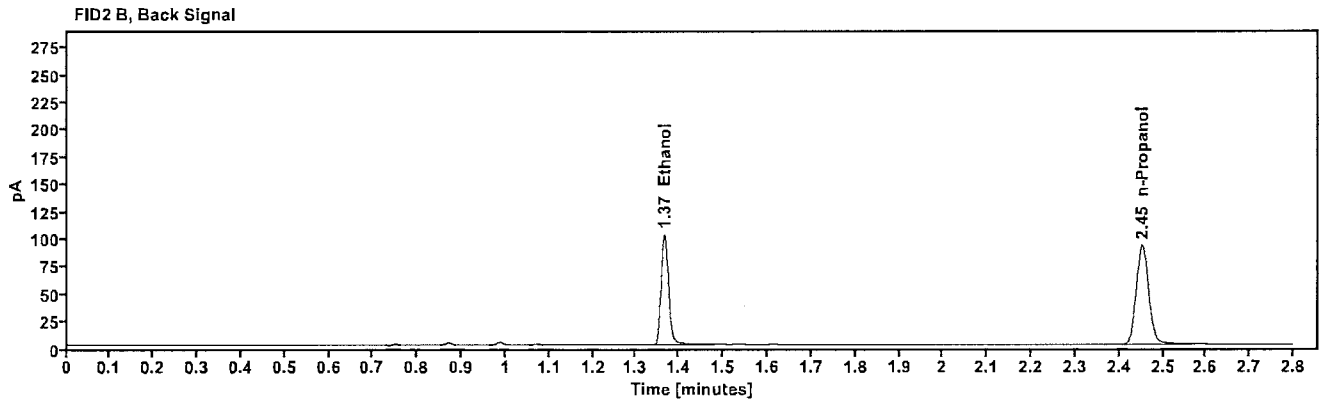
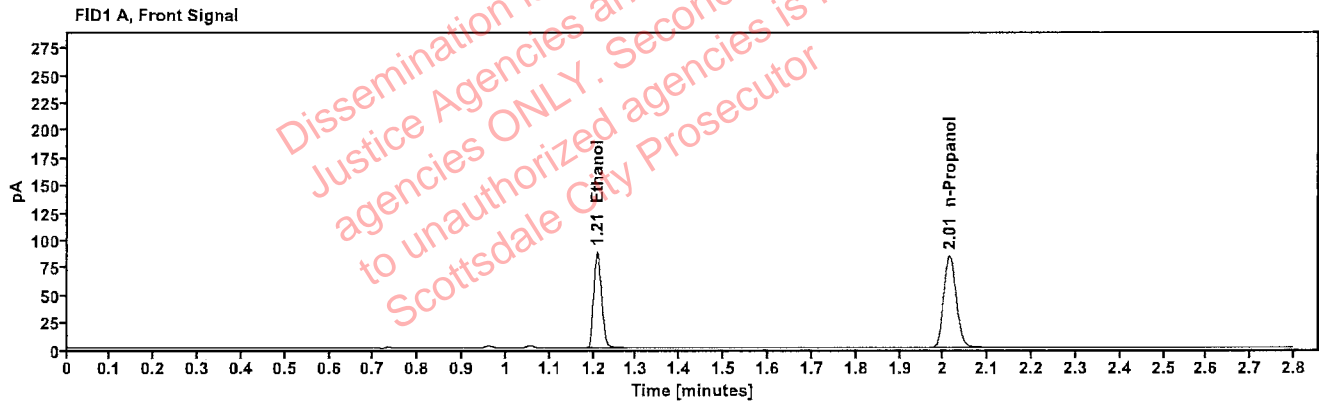


Table 1: FID 1 A (column DB-ALC1)

Compound	Amount (g/100mL)	Time (min)	Peak Area
>Ethanol	0.1881	1.209	111.863
n-Propanol	-----	2.014	167.501

Table 2: FID 2 B (column DB-ALC2)

Compound	Time (min)	Peak Area
Ethanol	1.366	124.017
n-Propanol	2.452	182.991

Scottsdale Police Department Crime Lab Volatiles Analysis

Sample:	39001JM	Vial:	17
Description:	[REDACTED]	LIMS ID:	[REDACTED]
Method:	ethanol quant.M	Sequence:	08Sep22
Instrument:	US14173023 CN14160045	Injection date:	9/8/2022 12:40:07 PM
Data file:	C:\Chem32\1\Data\08Sep22\17.D	Analyst:	Abbott

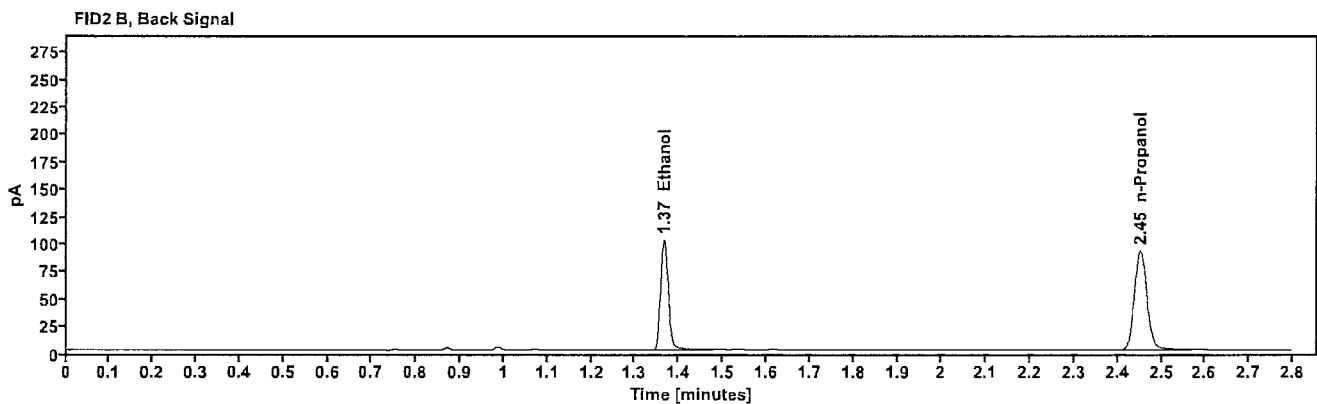
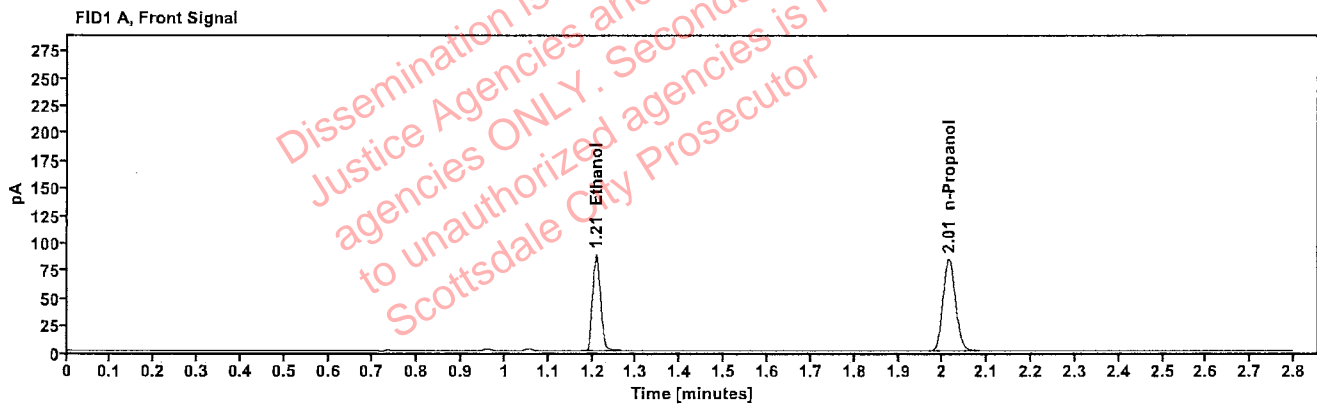


Table 1: FID 1 A (column DB-ALC1)

Compound	Amount (g/100mL)	Time (min)	Peak Area
>Ethanol	0.1878	1.208	111.552
n-Propanol	-----	2.013	167.270

Table 2: FID 2 B (column DB-ALC2)

Compound	Time (min)	Peak Area
Ethanol	1.366	123.446
n-Propanol	2.452	182.762

Scottsdale Police Department Crime Lab Volatiles Analysis

Sample:	4011JC	Vial:	18
Description:	[REDACTED]	LIMS ID:	[REDACTED]
Method:	ethanol quant.M	Sequence:	08Sep22
Instrument:	US14173023 CN14160045	Injection date:	9/8/2022 12:44:07 PM
Data file:	C:\Chem32\1\Data\08Sep22\18.D	Analyst:	Abbott

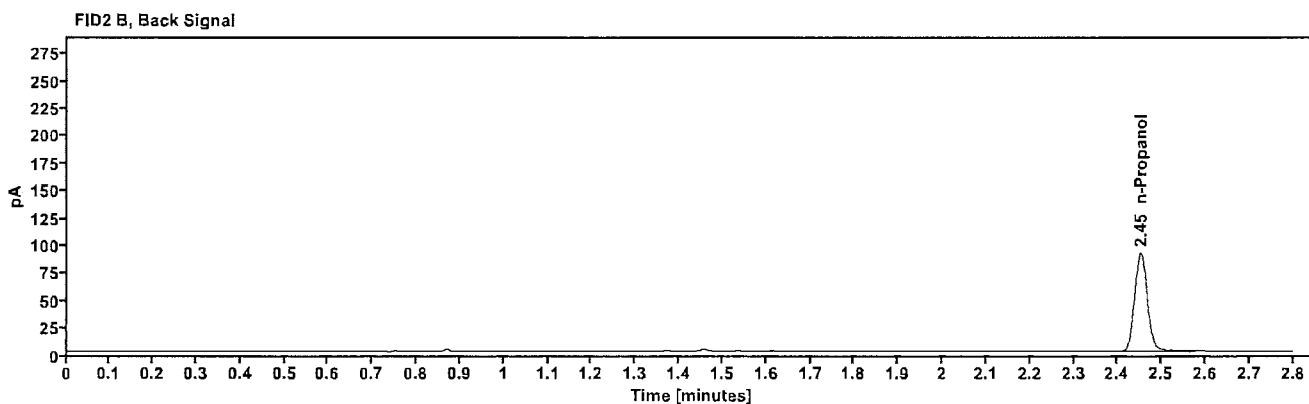
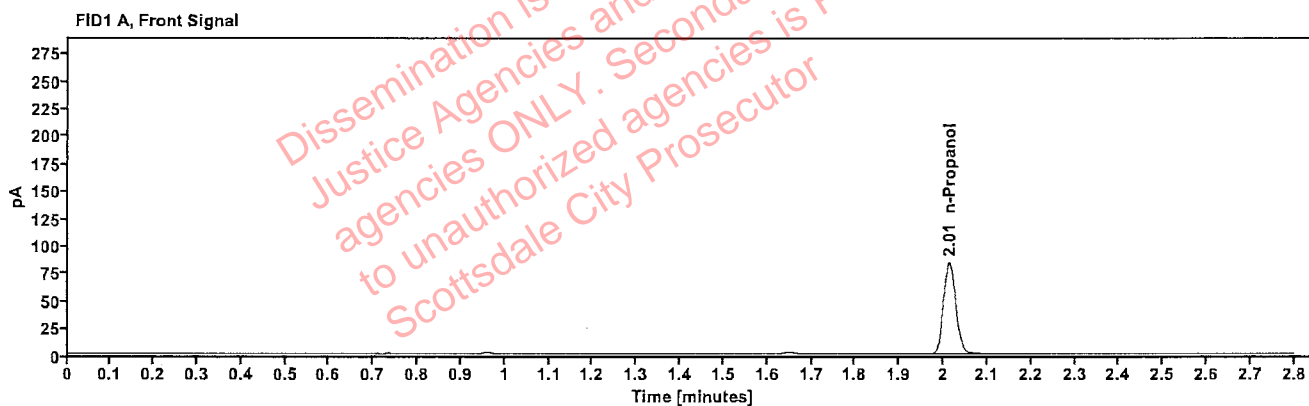


Table 1: FID 1 A (column DB-ALC1)

Compound	Amount (g/100mL)	Time (min)	Peak Area
n-Propanol	---	2.013	166.494

Table 2: FID 2 B (column DB-ALC2)

Compound	Time (min)	Peak Area
n-Propanol	2.452	182.761

Scottsdale Police Department Crime Lab Volatiles Analysis

Sample:	4011JC	Vial:	19
Description:	[REDACTED]	LIMS ID:	[REDACTED]
Method:	ethanol quant.M	Sequence:	08Sep22
Instrument:	US14173023 CN14160045	Injection date:	9/8/2022 12:48:23 PM
Data file:	C:\Chem32\1\Data\08Sep22\19.D	Analyst:	Abbott

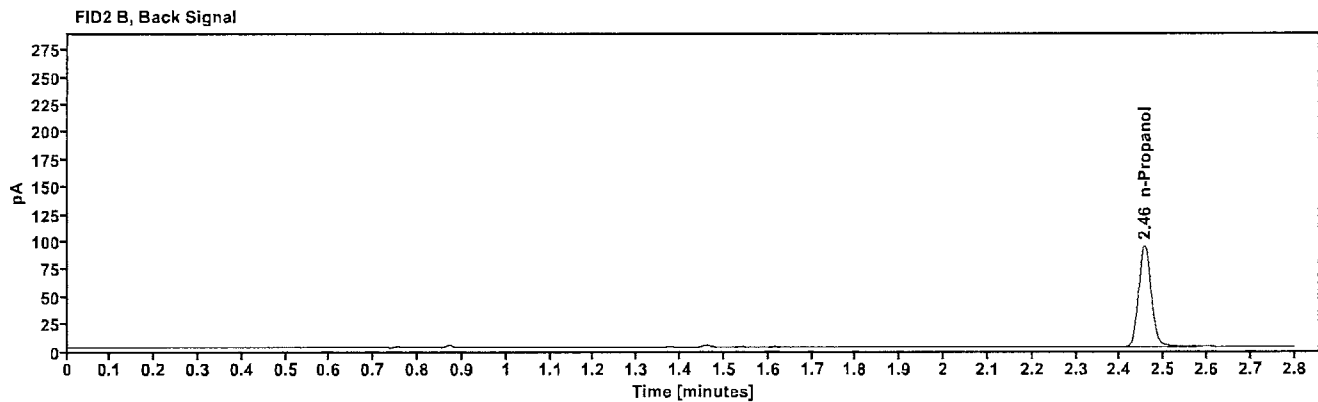
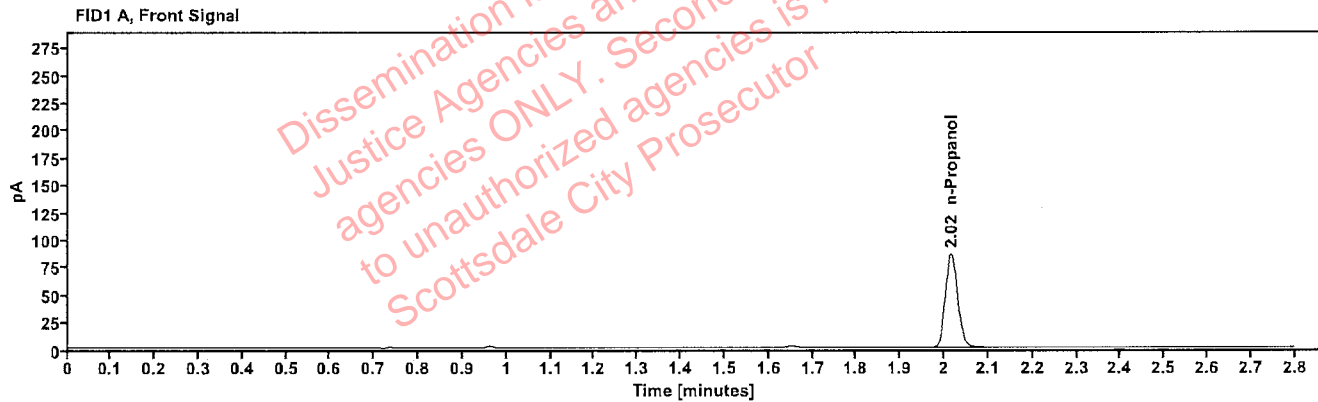


Table 1: FID 1 A (column DB-ALC1)

Compound	Amount (g/100mL)	Time (min)	Peak Area
n-Propanol	---	2.016	170.614

Table 2: FID 2 B (column DB-ALC2)

Compound	Time (min)	Peak Area
n-Propanol	2.456	187.056

Scottsdale Police Department Crime Lab Volatiles Analysis

Sample:	40701AP	Vial:	22
Description:		LIMS ID:	
Method:	ethanol quant.M	Sequence:	08Sep22
Instrument:	US14173023 CN14160045	Injection date:	9/8/2022 1:00:23 PM
Data file:	C:\Chem32\1\Data\08Sep22\22.D	Analyst:	Abbott

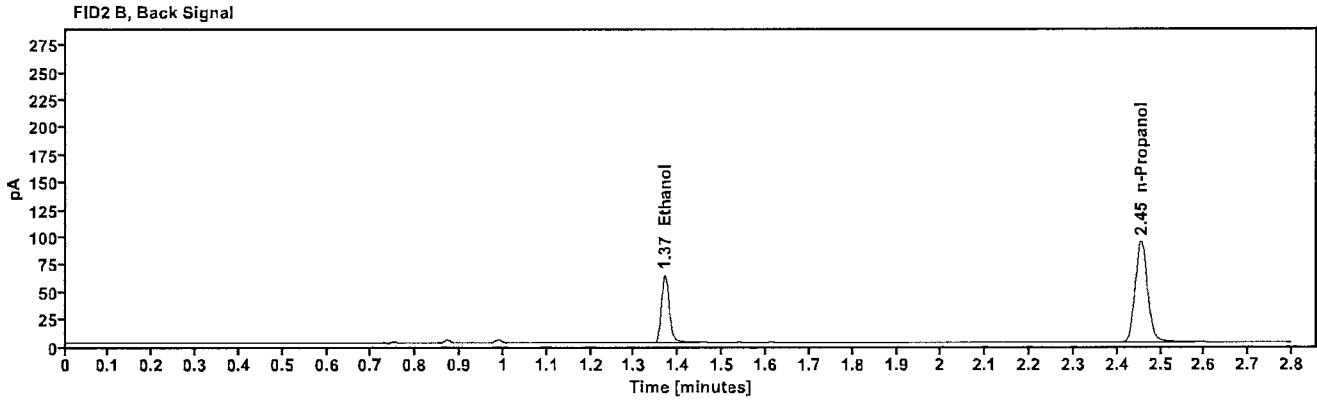
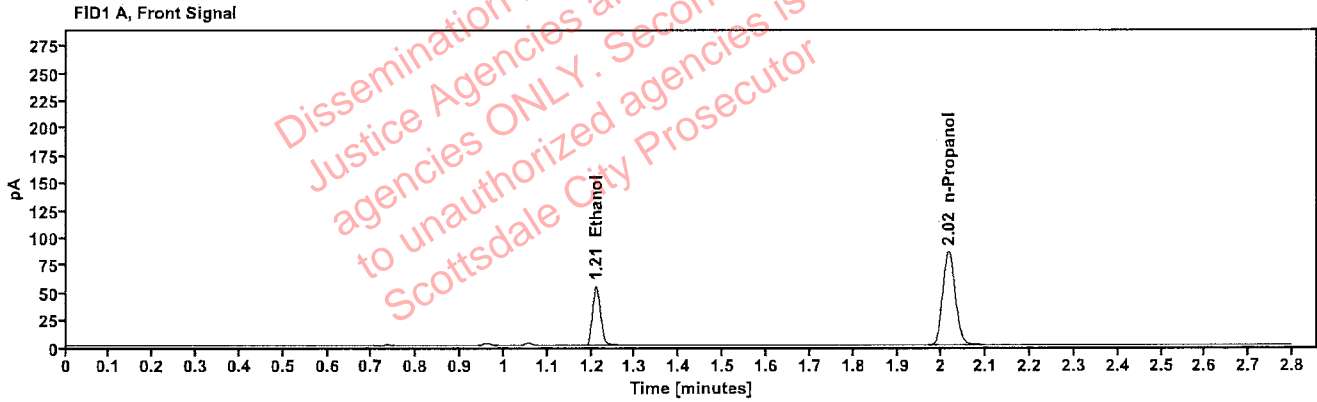


Table 1: FID 1 A (column DB-ALC1)

Compound	Amount (g/100mL)	Time (min)	Peak Area
>Ethanol	0.1154	1.211	69.756
n-Propanol	---	2.015	170.884

Table 2: FID 2 B (column DB-ALC2)

Compound	Time (min)	Peak Area
Ethanol	1.369	76.831
n-Propanol	2.455	187.337

Scottsdale Police Department Crime Lab Volatiles Analysis

Sample:	40701AP	Vial:	21
Description:	[REDACTED]	LIMS ID:	[REDACTED]
Method:	ethanol quant.M	Sequence:	08Sep22
Instrument:	US14173023 CN14160045	Injection date:	9/8/2022 12:56:23 PM
Data file:	C:\Chem32\1\Data\08Sep22\21.D	Analyst:	Abbott

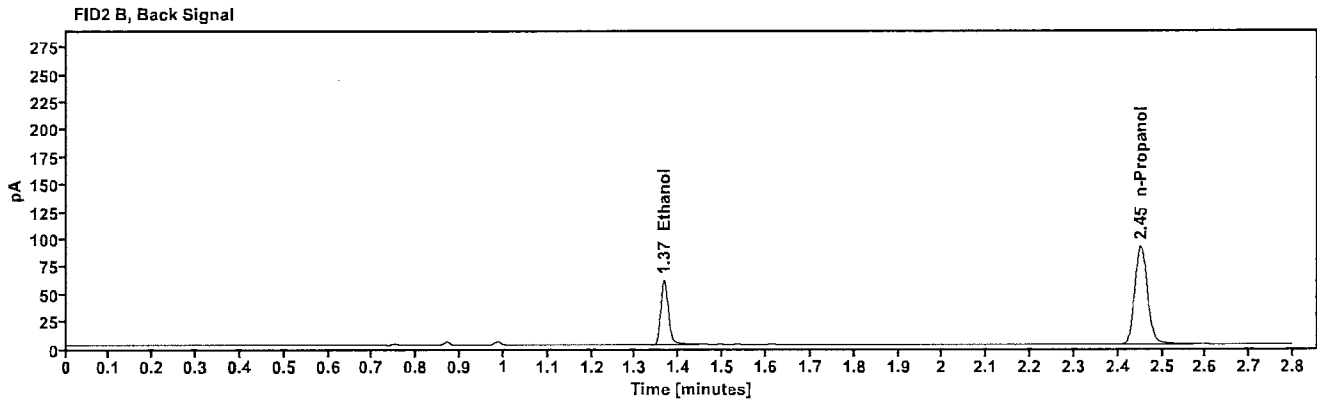
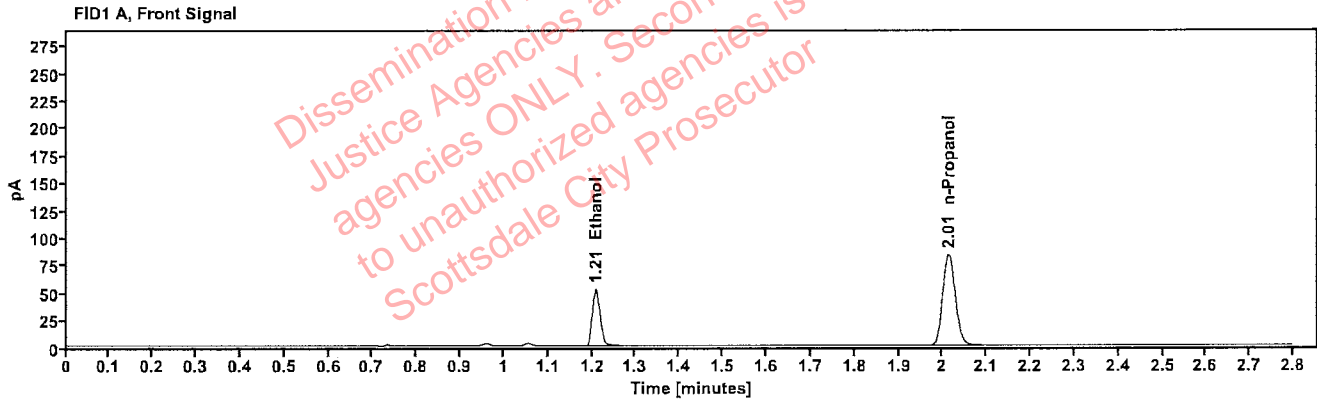


Table 1: FID 1 A (column DB-ALC1)

Compound	Amount (g/100mL)	Time (min)	Peak Area
>Ethanol	0.1131	1.208	66.356
n-Propanol	----	2.013	165.996

Table 2: FID 2 B (column DB-ALC2)

Compound	Time (min)	Peak Area
Ethanol	1.365	72.622
n-Propanol	2.452	181.798

Scottsdale Police Department Crime Lab Volatiles Analysis

Sample:	1435336	Vial:	23
Description:	[REDACTED]	LIMS ID:	[REDACTED]
Method:	ethanol quant.M	Sequence:	08Sep22
Instrument:	US14173023 CN14160045	Injection date:	9/8/2022 1:04:23 PM
Data file:	C:\Chem32\1\Data\08Sep22\23.D	Analyst:	Abbott

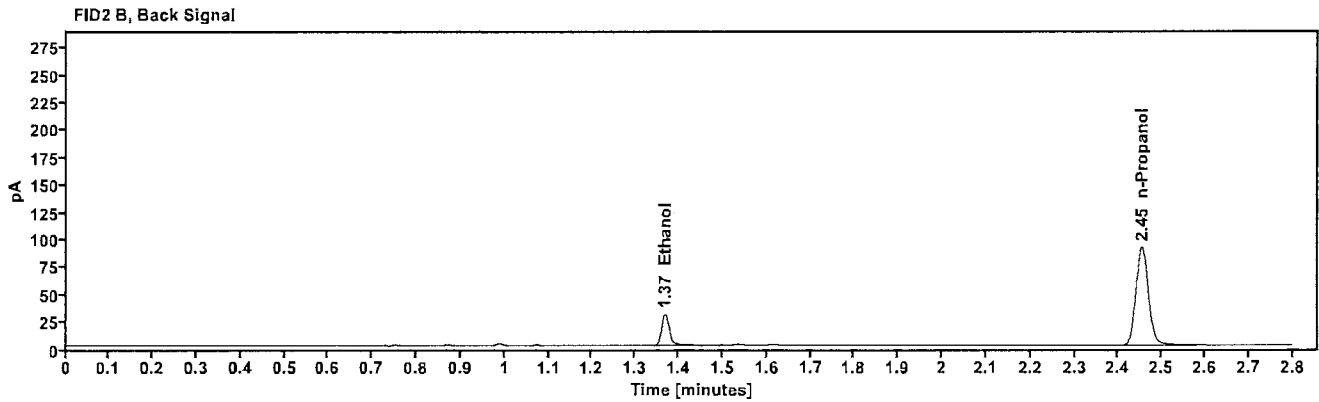
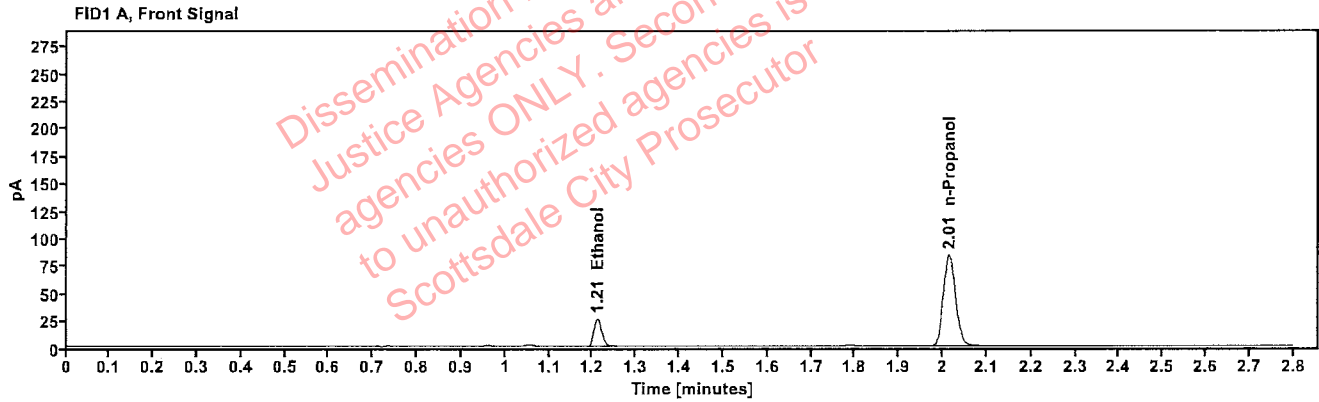


Table 1: FID 1 A (column DB-ALC1)

Compound	Amount (g/100mL)	Time (min)	Peak Area
>Ethanol	0.0564	1.211	32.704
n-Propanol	---	2.015	165.663

Table 2: FID 2 B (column DB-ALC2)

Compound	Time (min)	Peak Area
Ethanol	1.368	35.806
n-Propanol	2.454	182.214

Scottsdale Police Department Crime Lab Volatiles Analysis

Sample:	1435336	Vial:	24
Description:	[REDACTED]	LIMS ID:	[REDACTED]
Method:	ethanol quant.M	Sequence:	08Sep22
Instrument:	US14173023 CN14160045	Injection date:	9/8/2022 1:08:22 PM
Data file:	C:\Chem32\1\Data\08Sep22\24.D	Analyst:	Abbott

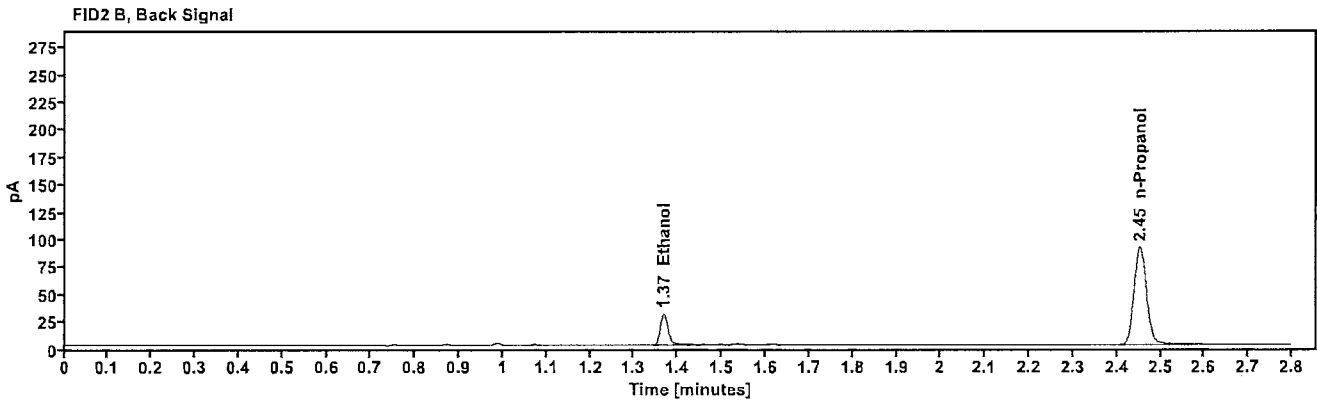
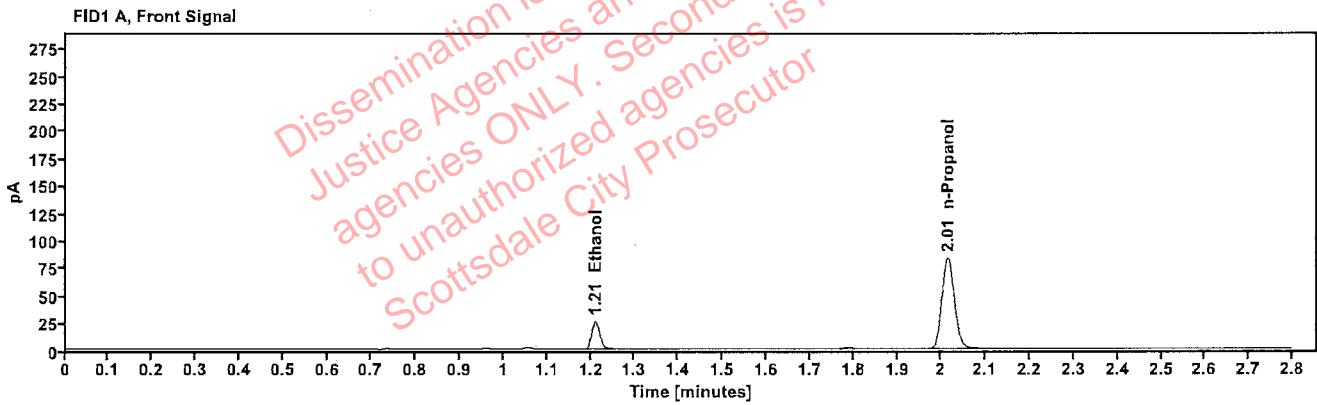


Table 1: FID 1 A (column DB-ALC1)

Compound	Amount (g/100mL)	Time (min)	Peak Area
>Ethanol	0.0563	1.210	32.547
n-Propanol	-----	2.014	165.141

Table 2: FID 2 B (column DB-ALC2)

Compound	Time (min)	Peak Area
Ethanol	1.367	35.744
n-Propanol	2.453	181.630

Scottsdale Police Department Crime Lab Volatiles Analysis

Sample:	1434942	Vial:	25
Description:	[REDACTED]	LIMS ID:	[REDACTED]
Method:	ethanol quant.M	Sequence:	08Sep22
Instrument:	US14173023 CN14160045	Injection date:	9/8/2022 1:12:37 PM
Data file:	C:\Chem32\1\Data\08Sep22\25.D	Analyst:	Abbott

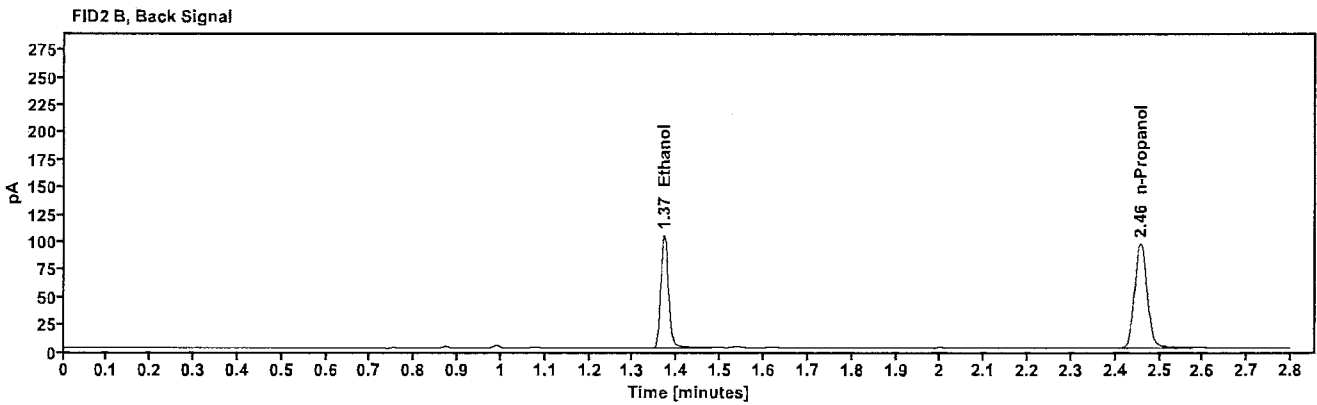
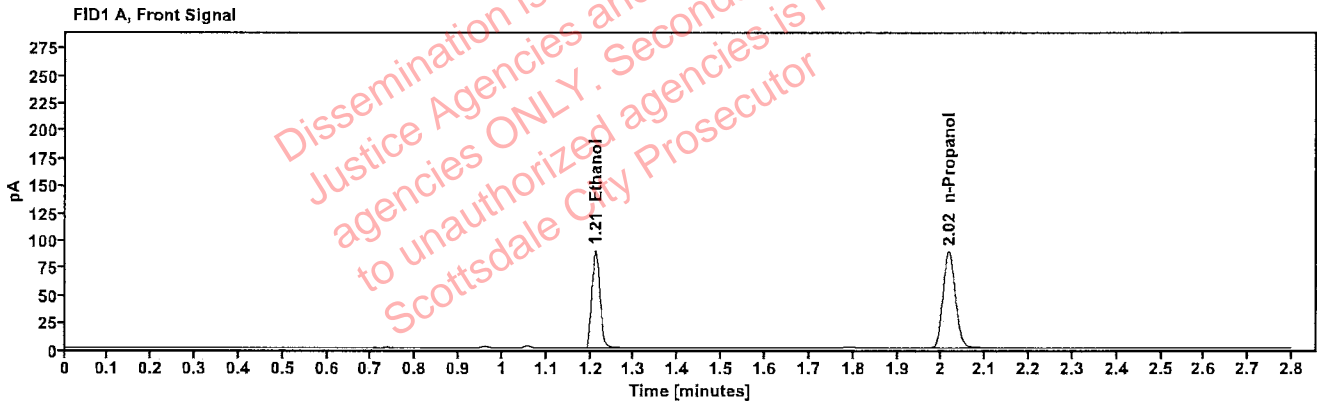


Table 1: FID 1 A (column DB-ALC1)

Compound	Amount (g/100mL)	Time (min)	Peak Area
>Ethanol	0.1838	1.211	115.056
n-Propanol	---	2.017	176.361

Table 2: FID 2 B (column DB-ALC2)

Compound	Time (min)	Peak Area
Ethanol	1.371	127.602
n-Propanol	2.457	193.335

Scottsdale Police Department Crime Lab Volatiles Analysis

Sample:	1434942	Vial:	26
Description:	[REDACTED]	LIMS ID:	[REDACTED]
Method:	ethanol quant.M	Sequence:	08Sep22
Instrument:	US14173023 CN14160045	Injection date:	9/8/2022 1:16:38 PM
Data file:	C:\Chem32\1\Data\08Sep22\26.D	Analyst:	Abbott

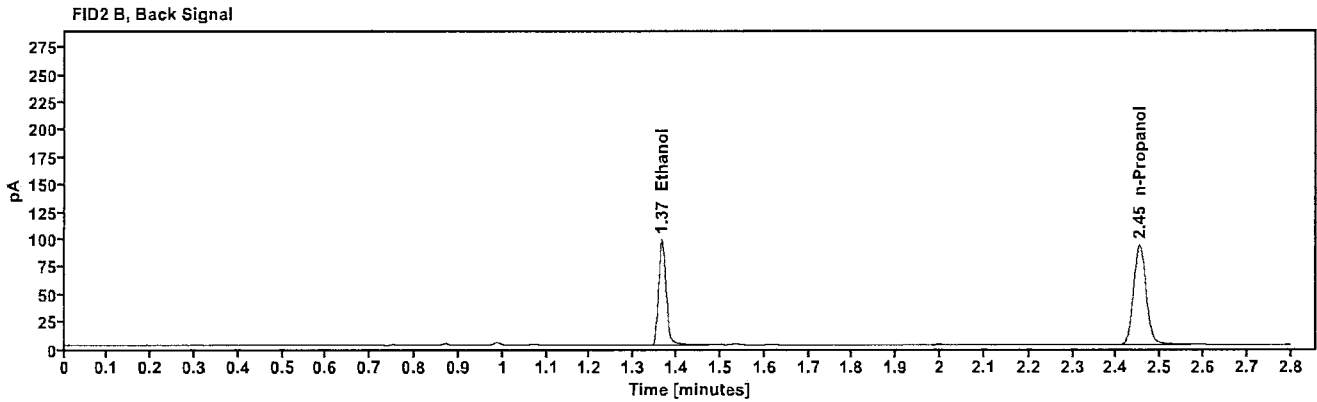
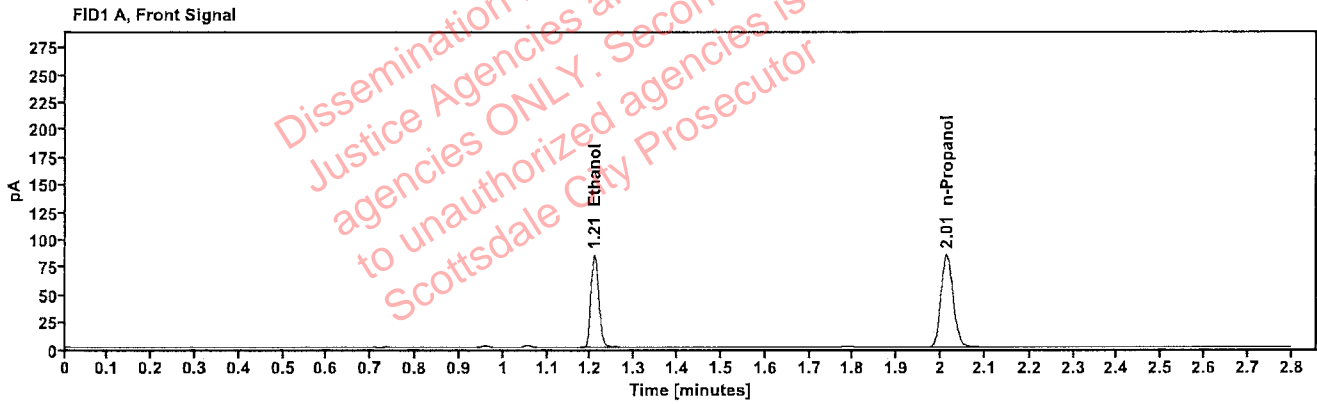


Table 1: FID 1 A (column DB-ALC1)

Compound	Amount (g/100mL)	Time (min)	Peak Area
>Ethanol	0.1783	1.208	106.865
n-Propanol	---	2.013	168.807

Table 2: FID 2 B (column DB-ALC2)

Compound	Time (min)	Peak Area
Ethanol	1.365	118.545
n-Propanol	2.452	185.092

Scottsdale Police Department Crime Lab Volatiles Analysis

Sample:	1434784	Vial:	27
Description:	[REDACTED]	LIMS ID:	[REDACTED]
Method:	ethanol quant.M	Sequence:	08Sep22
Instrument:	US14173023 CN14160045	Injection date:	9/8/2022 1:20:38 PM
Data file:	C:\Chem32\1\Data\08Sep22\27.D	Analyst:	Abbott

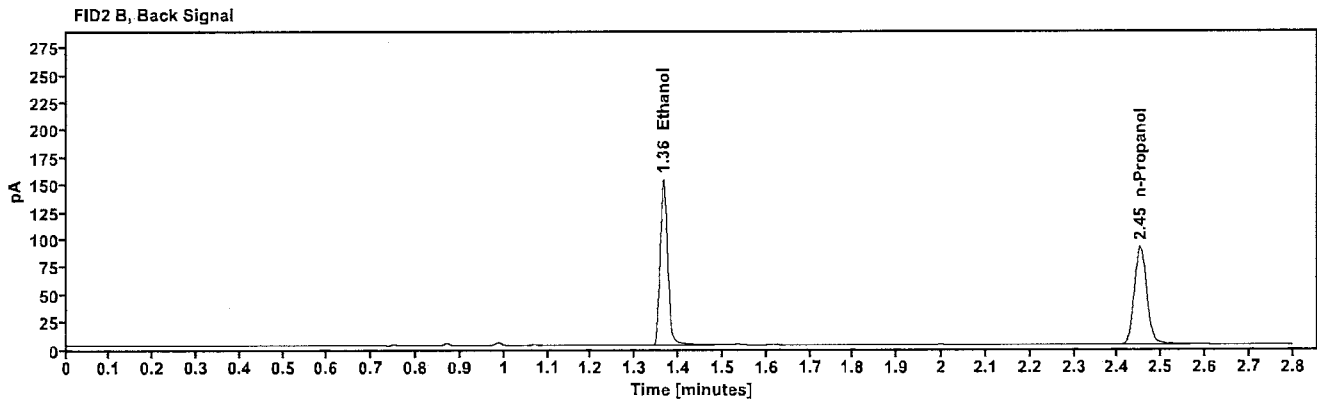
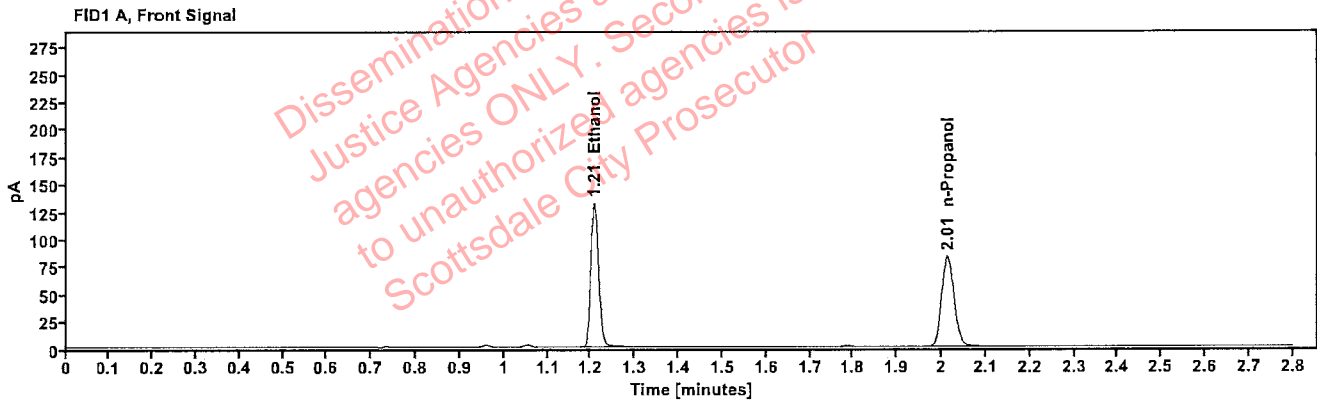


Table 1: FID 1 A (column DB-ALC1)

Compound	Amount (g/100mL)	Time (min)	Peak Area
>Ethanol	0.2851	1.207	167.036
n-Propanol	---	2.013	164.625

Table 2: FID 2 B (column DB-ALC2)

Compound	Time (min)	Peak Area
Ethanol	1.364	185.547
n-Propanol	2.451	180.382

Scottsdale Police Department Crime Lab Volatiles Analysis

Sample:	1434784	Vial:	28
Description:	[REDACTED]	LIMS ID:	[REDACTED]
Method:	ethanol quant.M	Sequence:	08Sep22
Instrument:	US14173023 CN14160045	Injection date:	9/8/2022 1:24:38 PM
Data file:	C:\Chem32\1\Data\08Sep22\28.D	Analyst:	Abbott

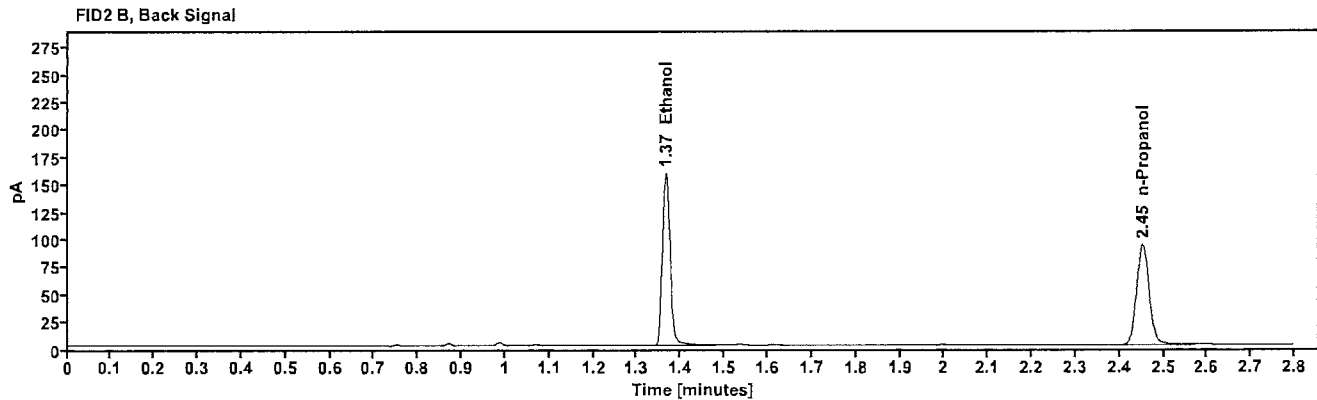
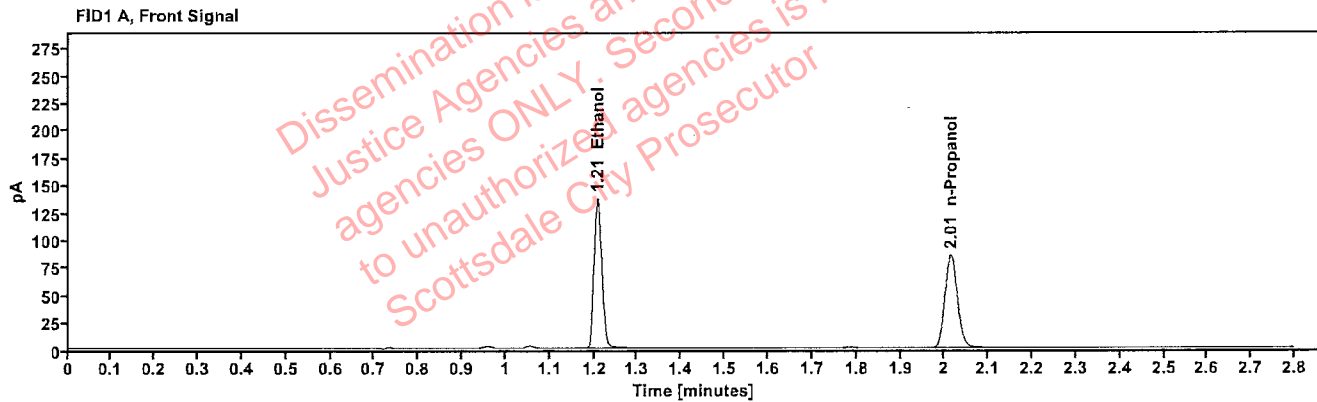


Table 1: FID 1 A (column DB-ALC1)

Compound	Amount (g/100mL)	Time (min)	Peak Area
>Ethanol	0.2883	1.208	173.240
n-Propanol	-----	2.014	168.874

Table 2: FID 2 B (column DB-ALC2)

Compound	Time (min)	Peak Area
Ethanol	1.365	192.434
n-Propanol	2.452	184.917

Scottsdale Police Department Crime Lab Volatiles Analysis

Sample:	1433848	Vial:	29
Description:	[REDACTED]	LIMS ID:	[REDACTED]
Method:	ethanol quant.M	Sequence:	08Sep22
Instrument:	US14173023 CN14160045	Injection date:	9/8/2022 1:28:38 PM
Data file:	C:\Chem32\1\Data\08Sep22\29.D	Analyst:	Abbott

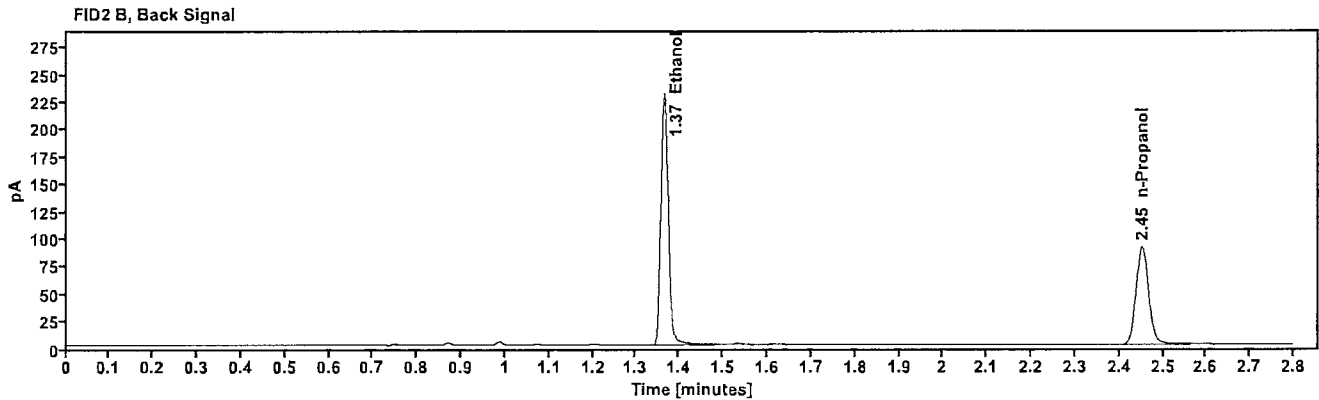
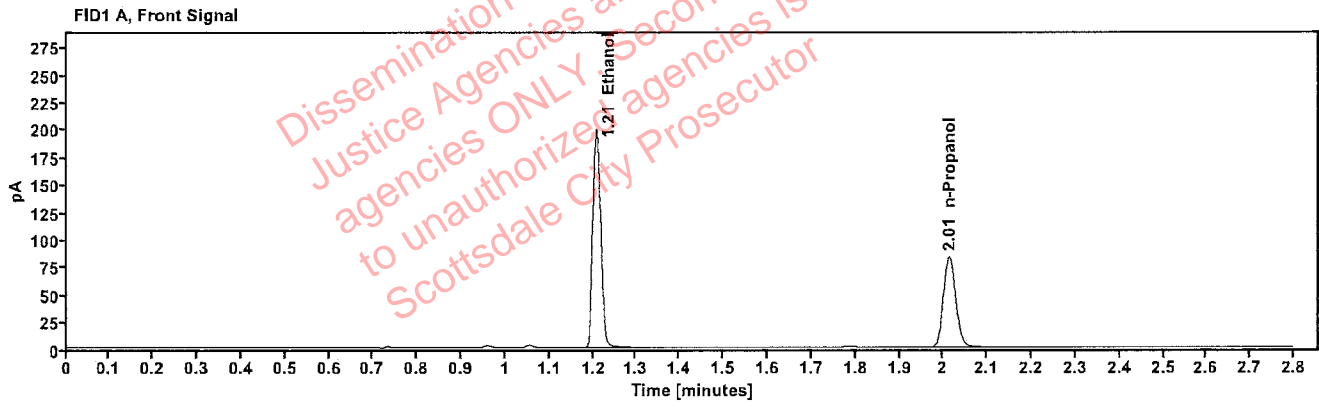


Table 1: FID 1 A (column DB-ALC1)

Compound	Amount (g/100mL)	Time (min)	Peak Area
>Ethanol	0.4283	1.208	251.707
n-Propanol	-----	2.014	164.927

Table 2: FID 2 B (column DB-ALC2)

Compound	Time (min)	Peak Area
Ethanol	1.365	279.781
n-Propanol	2.452	180.325

Scottsdale Police Department Crime Lab Volatiles Analysis

Sample:	1433848	Vial:	30
Description:	[REDACTED]	LIMS ID:	[REDACTED]
Method:	ethanol quant.M	Sequence:	08Sep22
Instrument:	US14173023 CN14160045	Injection date:	9/8/2022 1:32:38 PM
Data file:	C:\Chem32\1\Data\08Sep22\30.D	Analyst:	Abbott

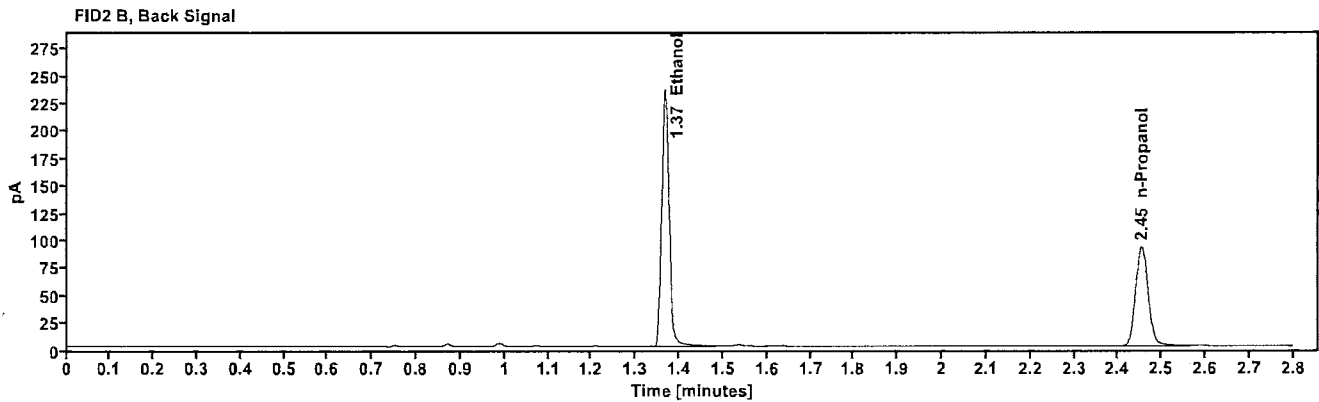
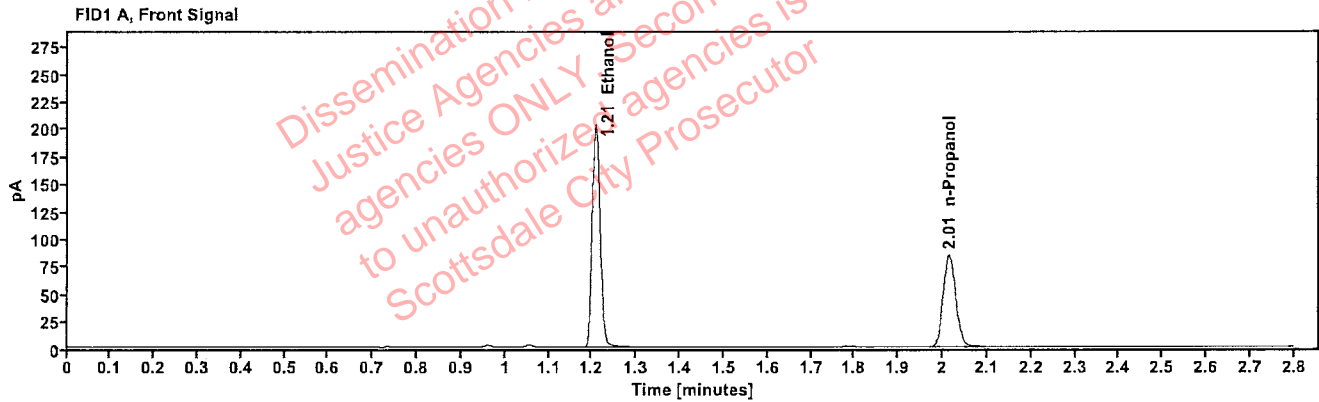


Table 1: FID 1 A (column DB-ALC1)

Compound	Amount (g/100mL)	Time (min)	Peak Area
>Ethanol	0.4318	1.208	257.661
n-Propanol	—	2.014	167.440

Table 2: FID 2 B (column DB-ALC2)

Compound	Time (min)	Peak Area
Ethanol	1.366	286.595
n-Propanol	2.453	182.867

Scottsdale Police Department Crime Lab Volatiles Analysis

Sample:	1435441	Vial:	32
Description:	[REDACTED]	LIMS ID:	[REDACTED]
Method:	ethanol quant.M	Sequence:	08Sep22
Instrument:	US14173023 CN14160045	Injection date:	9/8/2022 1:40:52 PM
Data file:	C:\Chem32\1\Data\08Sep22\32.D	Analyst:	Abbott

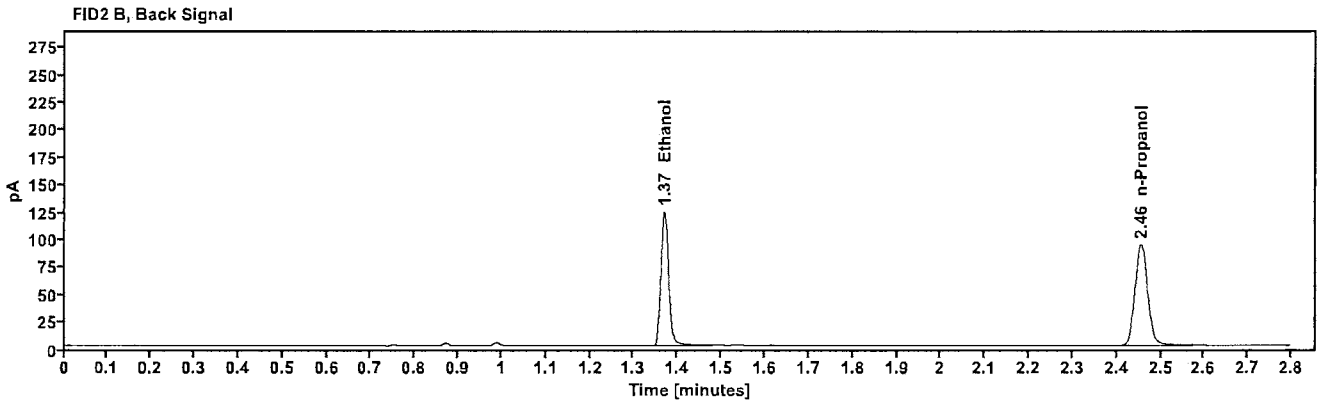
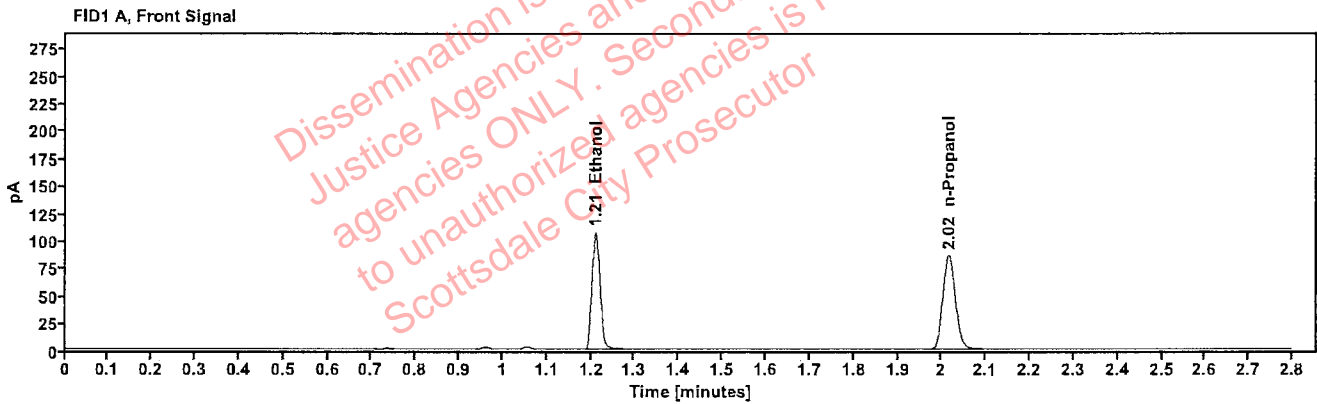


Table 1: FID 1 A (column DB-ALC1)

Compound	Amount (g/100mL)	Time (min)	Peak Area
>Ethanol	0.2251	1.210	136.597
n-Propanol	-----	2.016	170.690

Table 2: FID 2 B (column DB-ALC2)

Compound	Time (min)	Peak Area
Ethanol	1.369	151.670
n-Propanol	2.455	186.992

Scottsdale Police Department Crime Lab Volatiles Analysis

Sample:	1435441	Vial:	33
Description:	[REDACTED]	LIMS ID:	[REDACTED]
Method:	ethanol quant.M	Sequence:	08Sep22
Instrument:	US14173023 CN14160045	Injection date:	9/8/2022 1:44:53 PM
Data file:	C:\Chem32\1\Data\08Sep22\33.D	Analyst:	Abbott

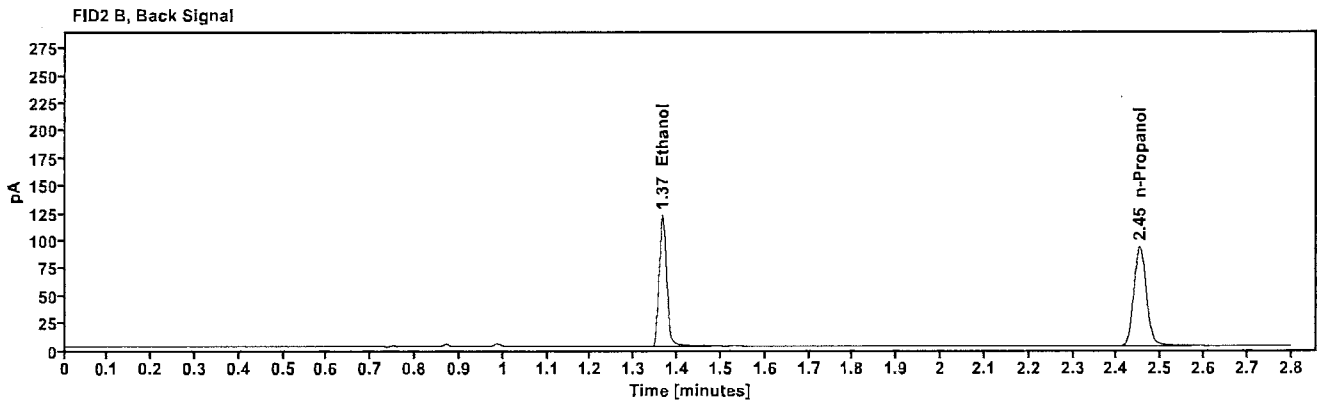
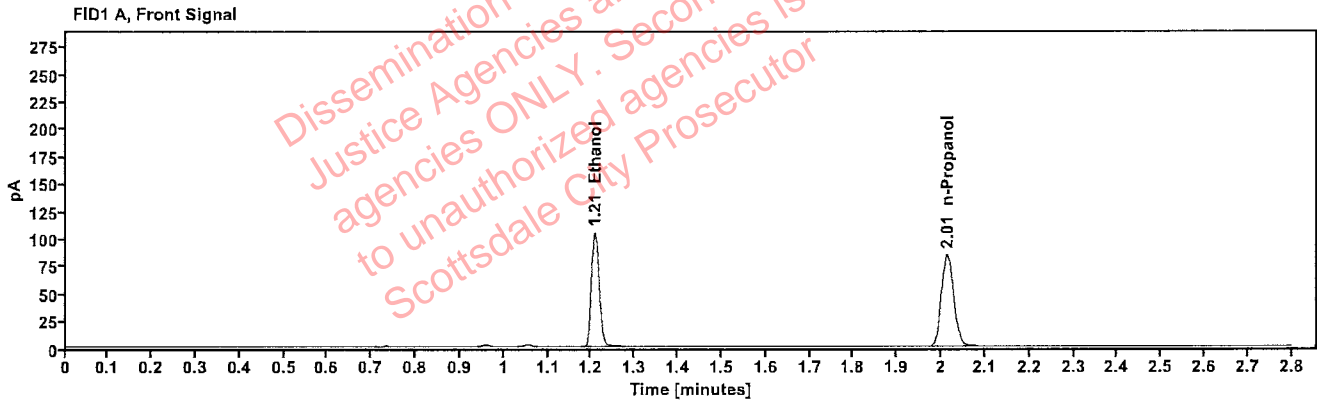


Table 1: FID 1 A (column DB-ALC1)

Compound	Amount (g/100mL)	Time (min)	Peak Area
>Ethanol	0.2224	1.208	132.417
n-Propanol	---	2.013	167.501

Table 2: FID 2 B (column DB-ALC2)

Compound	Time (min)	Peak Area
Ethanol	1.365	147.001
n-Propanol	2.452	183.479

Scottsdale Police Department Crime Lab Volatiles Analysis

Sample:	1435436	Vial:	34
Description:	[REDACTED]	LIMS ID:	[REDACTED]
Method:	ethanol quant.M	Sequence:	08Sep22
Instrument:	US14173023 CN14160045	Injection date:	9/8/2022 1:48:53 PM
Data file:	C:\Chem32\1\Data\08Sep22\34.D	Analyst:	Abbott

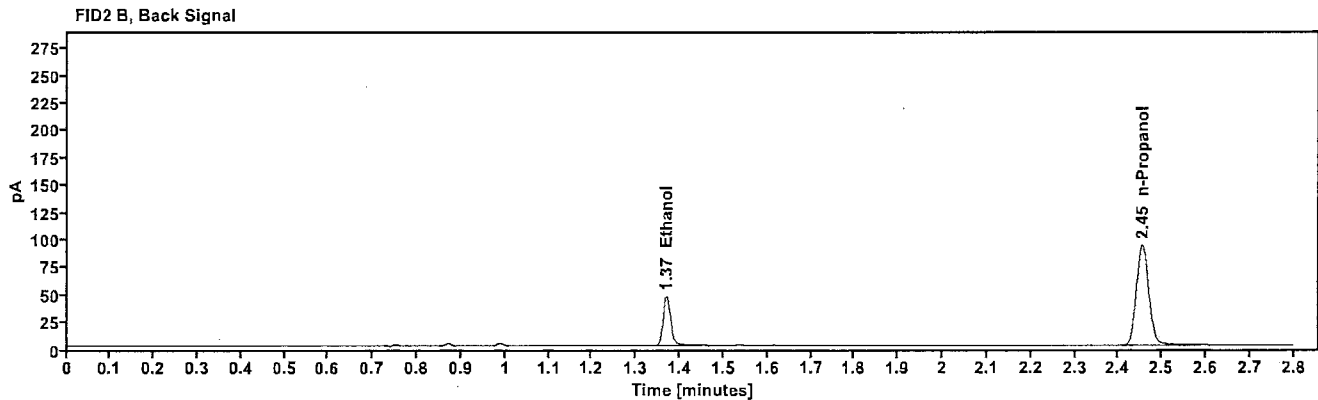
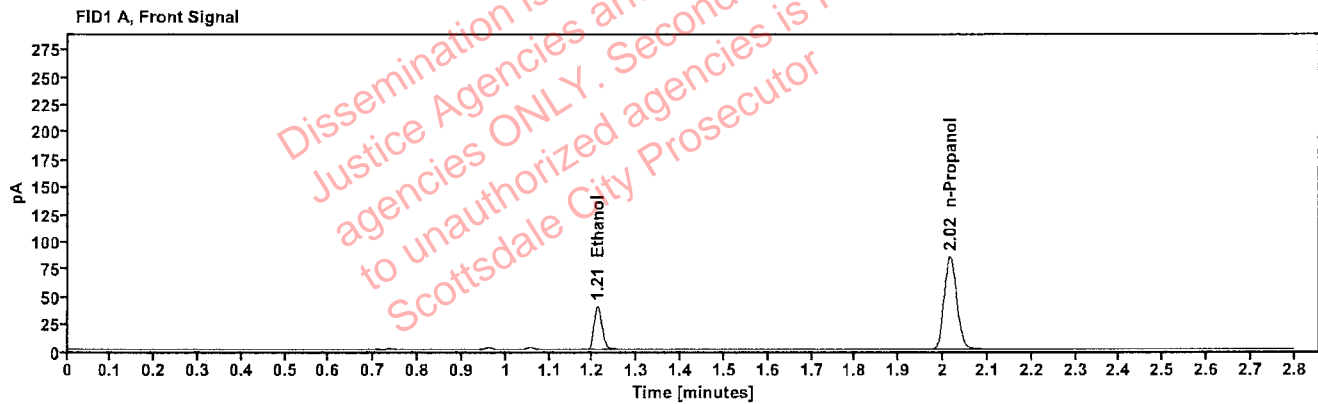


Table 1: FID 1 A (column DB-ALC1)

Compound	Amount (g/100mL)	Time (min)	Peak Area
>Ethanol	0.0855	1.211	51.059
n-Propanol	—	2.015	169.410

Table 2: FID 2 B (column DB-ALC2)

Compound	Time (min)	Peak Area
Ethanol	1.369	55.895
n-Propanol	2.454	185.829

Scottsdale Police Department Crime Lab Volatiles Analysis

Sample:	1435436	Vial:	35
Description:	██████████	LIMS ID:	██████████
Method:	ethanol quant.M	Sequence:	08Sep22
Instrument:	US14173023 CN14160045	Injection date:	9/8/2022 1:52:53 PM
Data file:	C:\Chem32\1\Data\08Sep22\35.D	Analyst:	Abbott

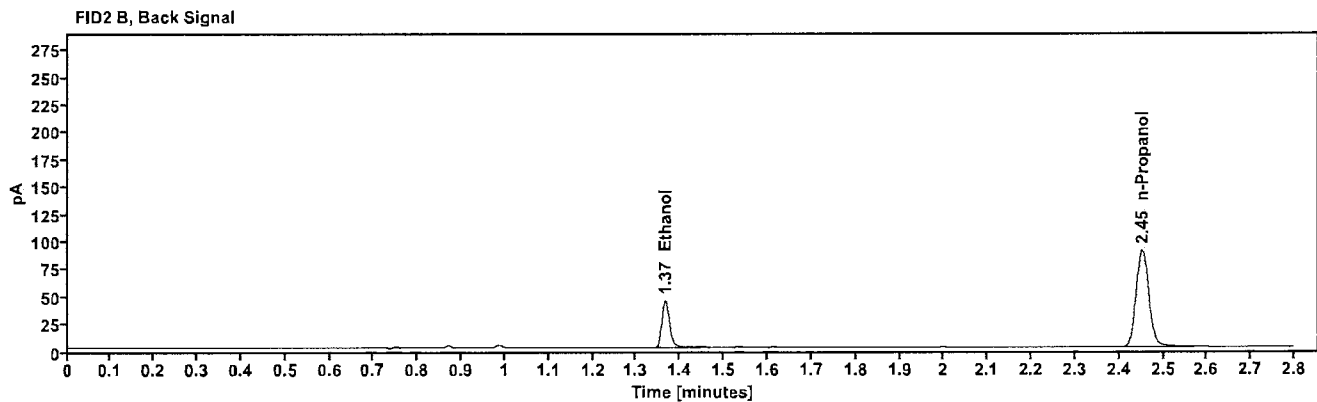
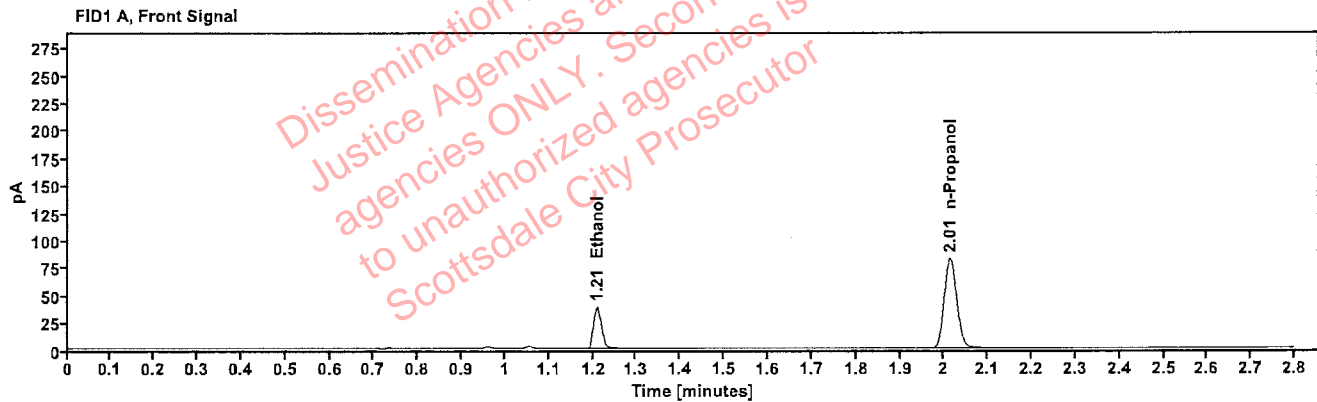


Table 1: FID 1 A (column DB-ALC1)

Compound	Amount (g/100mL)	Time (min)	Peak Area
>Ethanol	0.0837	1.209	48.353
n-Propanol	-----	2.013	163.907

Table 2: FID 2 B (column DB-ALC2)

Compound	Time (min)	Peak Area
Ethanol	1.366	53.161
n-Propanol	2.452	179.817

Scottsdale Police Department Crime Lab Volatiles Analysis

Sample:	1435237	Vial:	36
Description:	[REDACTED]	LIMS ID:	[REDACTED]
Method:	ethanol quant.M	Sequence:	08Sep22
Instrument:	US14173023 CN14160045	Injection date:	9/8/2022 1:56:53 PM
Data file:	C:\Chem32\1\Data\08Sep22\36.D	Analyst:	Abbott

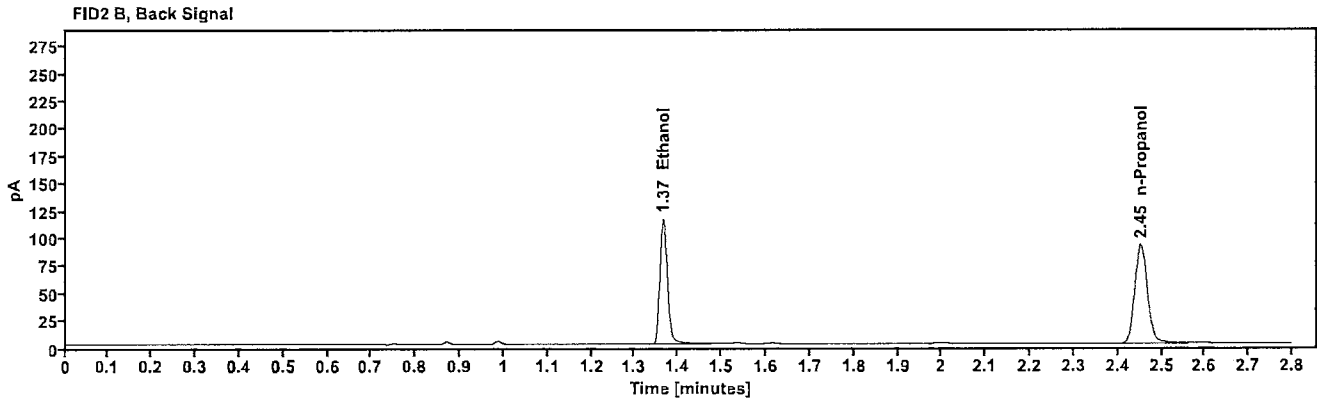
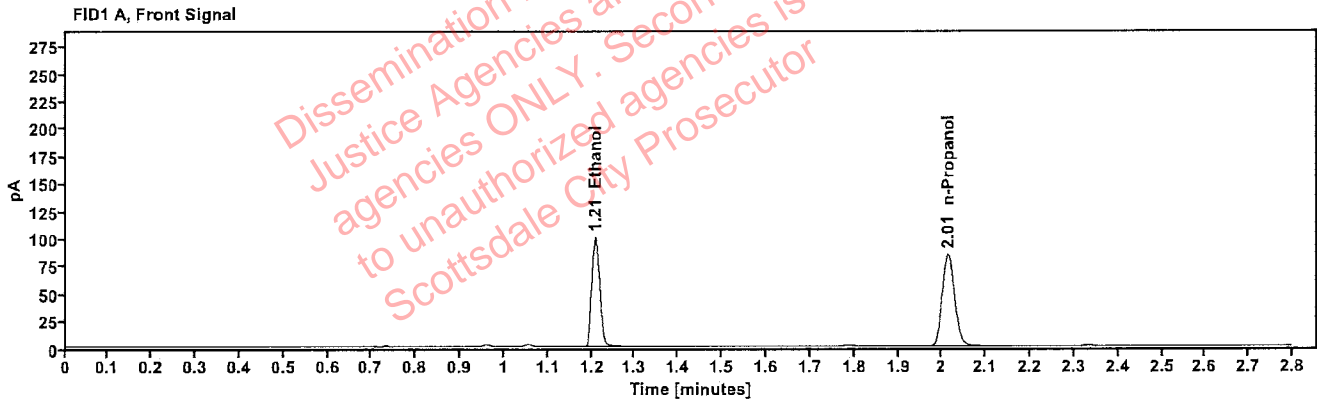


Table 1: FID 1 A (column DB-ALC1)

Compound	Amount (g/100mL)	Time (min)	Peak Area
>Ethanol	0.2139	1.208	126.689
n-Propanol	-----	2.014	166.661

Table 2: FID 2 B (column DB-ALC2)

Compound	Time (min)	Peak Area
Ethanol	1.366	141.530
n-Propanol	2.452	182.490

Scottsdale Police Department Crime Lab Volatiles Analysis

Sample:	1435237	Vial:	37
Description:	[REDACTED]	LIMS ID:	[REDACTED]
Method:	ethanol quant.M	Sequence:	08Sep22
Instrument:	US14173023 CN14160045	Injection date:	9/8/2022 2:01:08 PM
Data file:	C:\Chem32\1\Data\08Sep22\37.D	Analyst:	Abbott

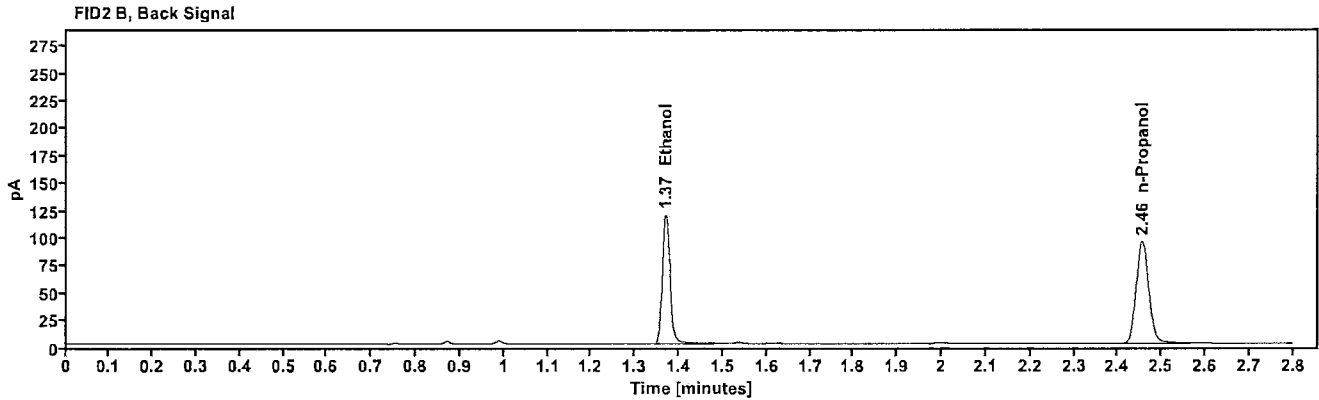
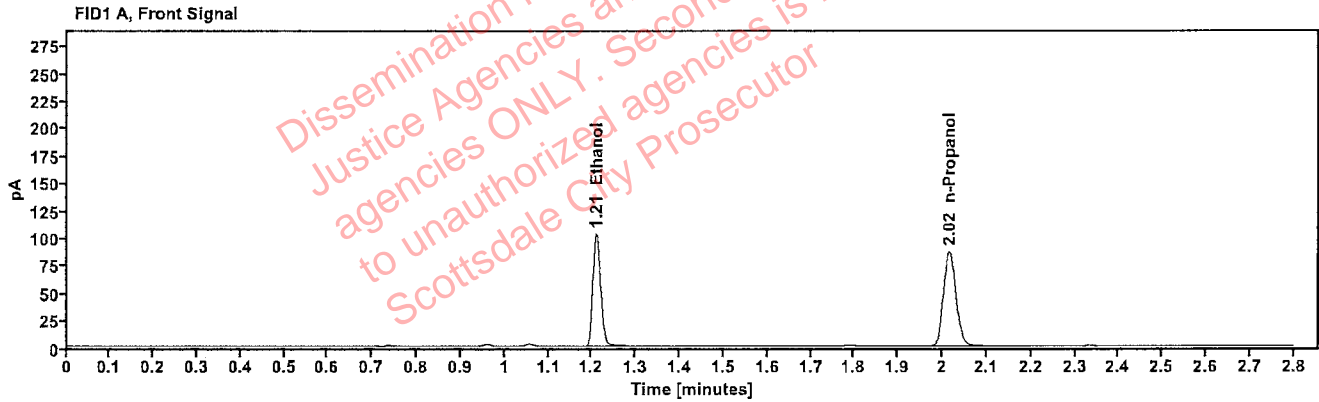


Table 1: FID 1 A (column DB-ALC1)

Compound	Amount (g/100mL)	Time (min)	Peak Area
>Ethanol	0.2154	1.210	131.621
n-Propanol	-----	2.016	171.928

Table 2: FID 2 B (column DB-ALC2)

Compound	Time (min)	Peak Area
Ethanol	1.369	147.084
n-Propanol	2.455	188.099

Scottsdale Police Department Crime Lab Volatiles Analysis

Sample:	1435541	Vial:	38
Description:		LIMS ID:	
Method:	ethanol quant.M	Sequence:	08Sep22
Instrument:	US14173023 CN14160045	Injection date:	9/8/2022 2:05:07 PM
Data file:	C:\Chem32\1\Data\08Sep22\38.D	Analyst:	Abbott

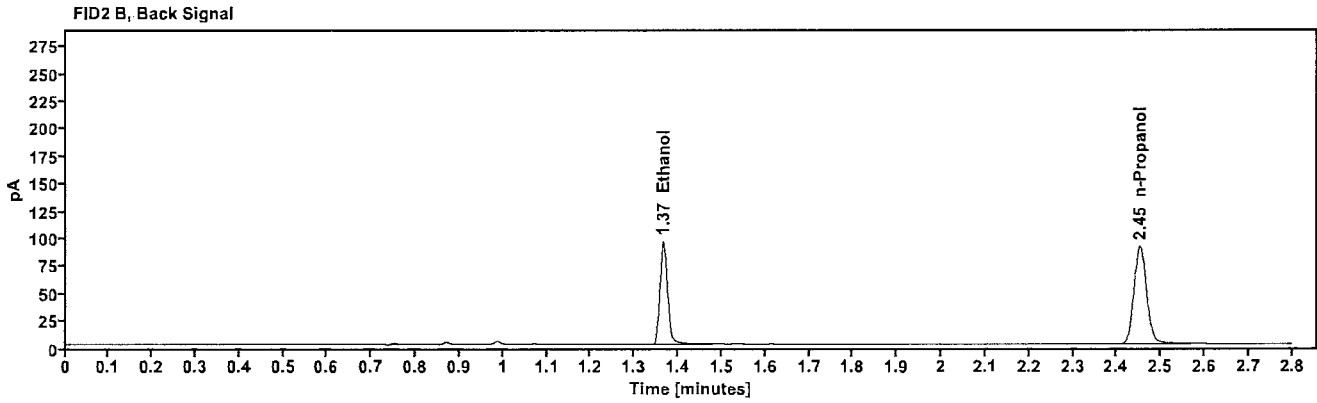
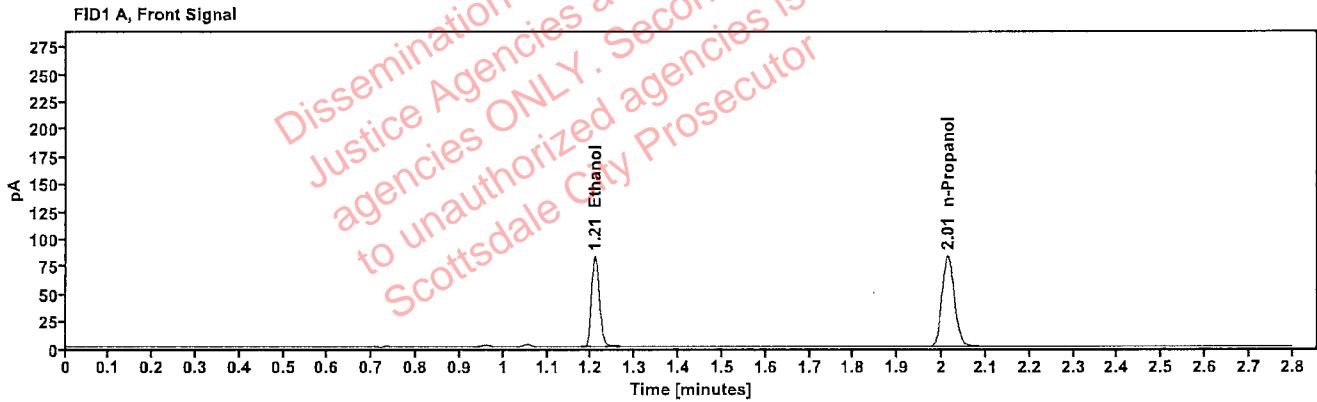


Table 1: FID 1 A (column DB-ALC1)

Compound	Amount (g/100mL)	Time (min)	Peak Area
>Ethanol	0.1784	1.208	104.573
n-Propanol	-----	2.014	165.161

Table 2: FID 2 B (column DB-ALC2)

Compound	Time (min)	Peak Area
Ethanol	1.365	115.967
n-Propanol	2.452	180.740

Scottsdale Police Department Crime Lab Volatiles Analysis

Sample:	1435541	Vial:	39
Description:	[REDACTED]	LIMS ID:	[REDACTED]
Method:	ethanol quant.M	Sequence:	08Sep22
Instrument:	US14173023 CN14160045	Injection date:	9/8/2022 2:09:08 PM
Data file:	C:\Chem32\1\Data\08Sep22\39.D	Analyst:	Abbott

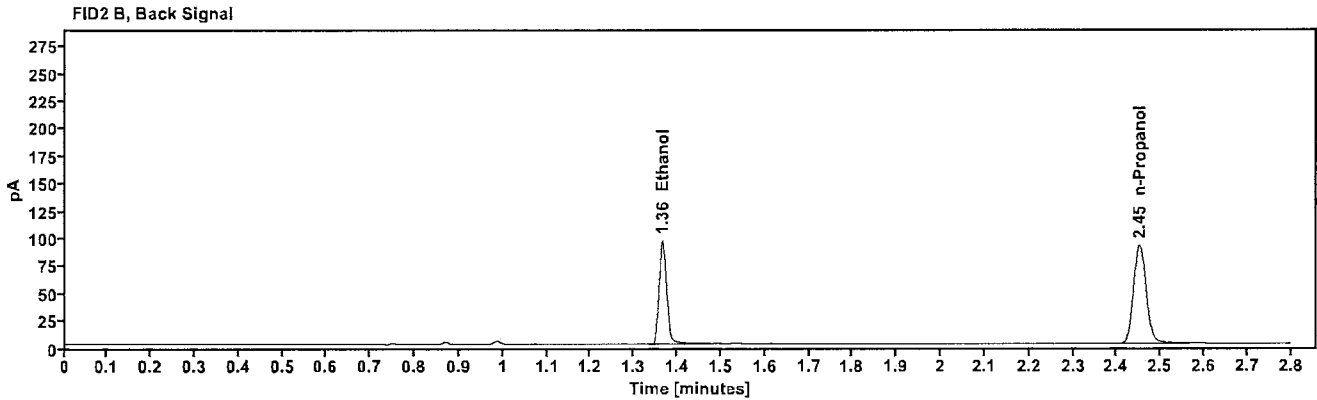
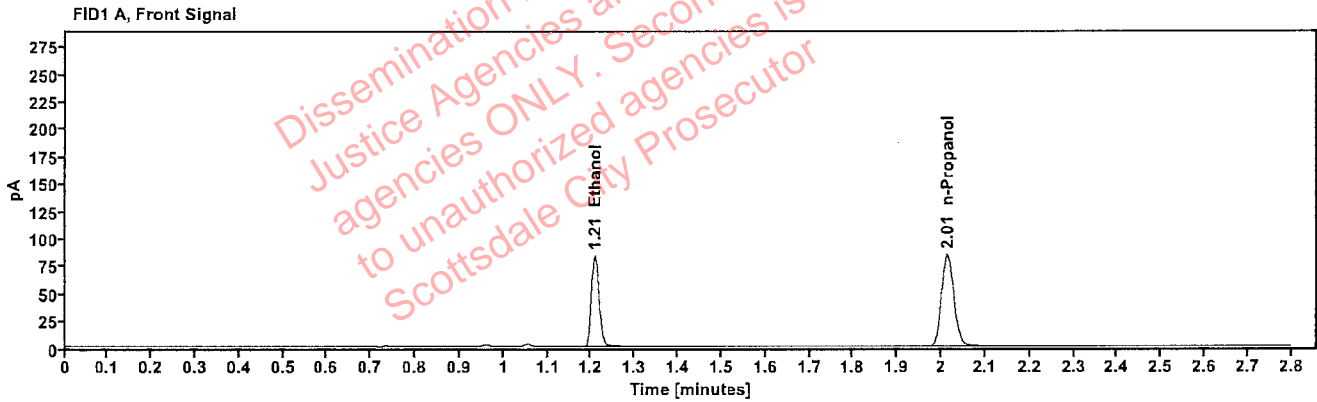


Table 1: FID 1 A (column DB-ALC1)

Compound	Amount (g/100mL)	Time (min)	Peak Area
>Ethanol	0.1773	1.208	105.247
n-Propanol	-----	2.013	167.215

Table 2: FID 2 B (column DB-ALC2)

Compound	Time (min)	Peak Area
Ethanol	1.365	116.796
n-Propanol	2.452	183.026

Scottsdale Police Department Crime Lab Volatiles Analysis

Sample:	1435623	Vial:	40
Description:	[REDACTED]	LIMS ID:	[REDACTED]
Method:	ethanol quant.M	Sequence:	08Sep22
Instrument:	US14173023 CN14160045	Injection date:	9/8/2022 2:13:08 PM
Data file:	C:\Chem32\1\Data\08Sep22\40.D	Analyst:	Abbott

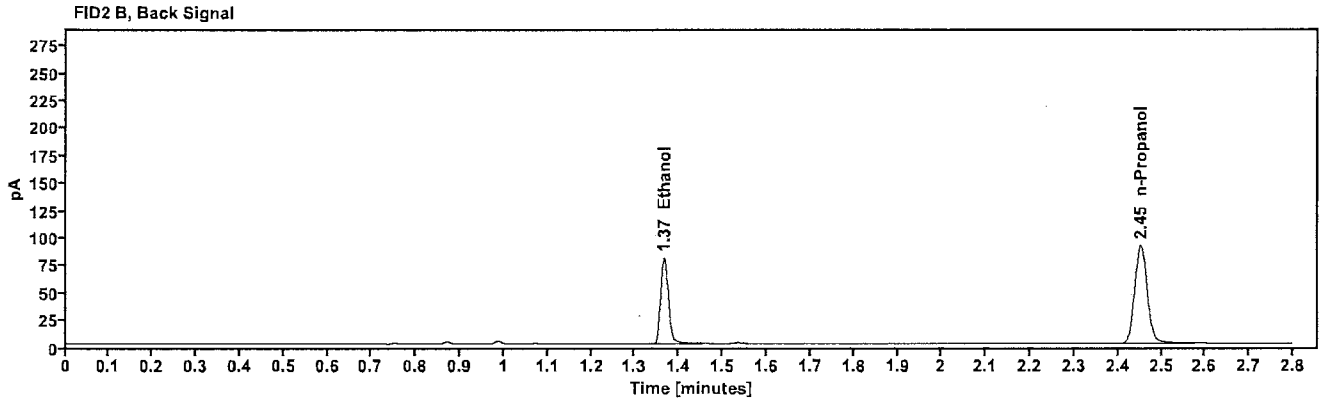
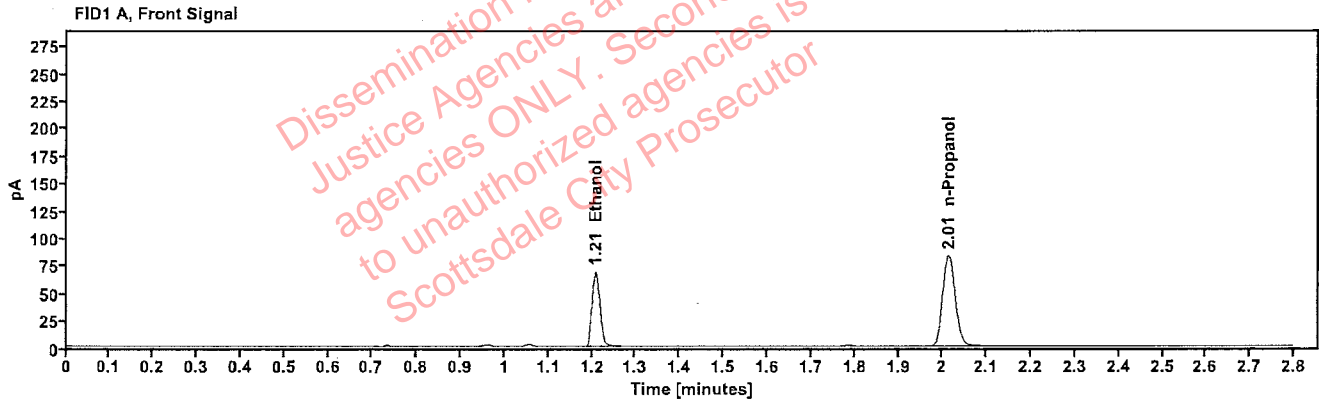


Table 1: FID 1 A (column DB-ALC1)

Compound	Amount (g/100mL)	Time (min)	Peak Area
>Ethanol	0.1488	1.208	87.502
n-Propanol	-----	2.014	165.873

Table 2: FID 2 B (column DB-ALC2)

Compound	Time (min)	Peak Area
Ethanol	1.366	96.558
n-Propanol	2.452	182.006

Scottsdale Police Department Crime Lab Volatiles Analysis

Sample:	1435623	Vial:	41
Description:	[REDACTED]	LIMS ID:	[REDACTED]
Method:	ethanol quant.M	Sequence:	08Sep22
Instrument:	US14173023 CN14160045	Injection date:	9/8/2022 2:17:08 PM
Data file:	C:\Chem32\1\Data\08Sep22\41.D	Analyst:	Abbott

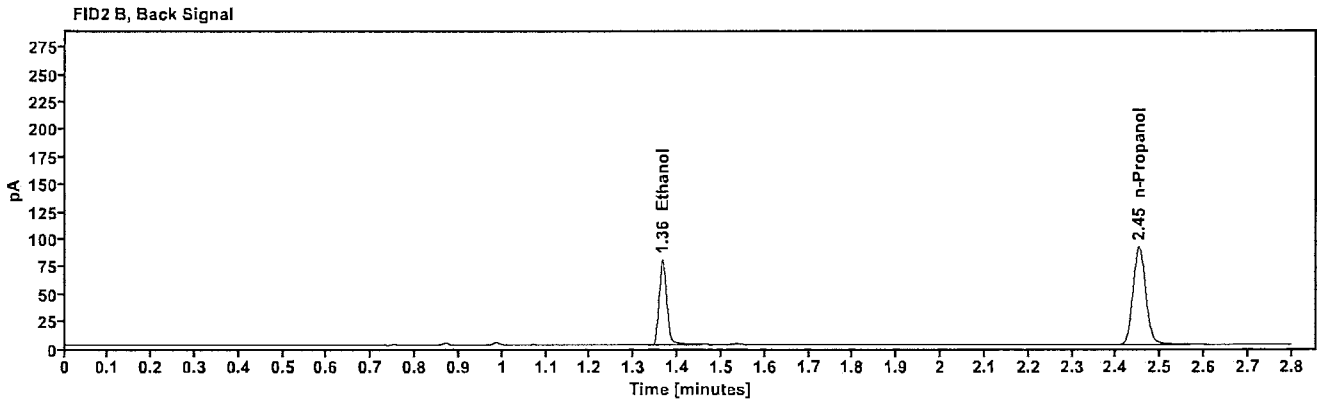
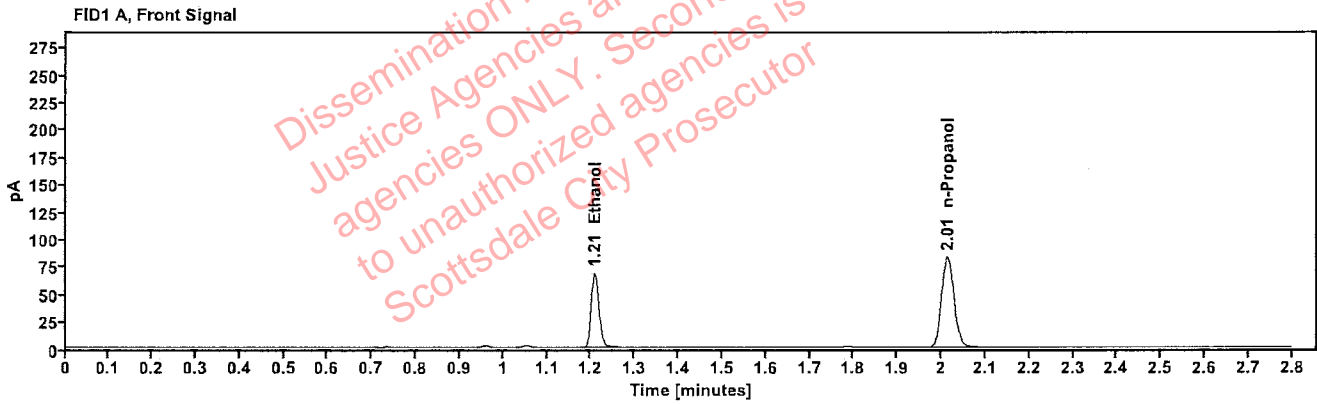


Table 1: FID 1 A (column DB-ALC1)

Compound	Amount (g/100mL)	Time (min)	Peak Area
>Ethanol	0.1482	1.208	86.817
n-Propanol	---	2.013	165.279

Table 2: FID 2 B (column DB-ALC2)

Compound	Time (min)	Peak Area
Ethanol	1.365	95.944
n-Propanol	2.451	181.223

Scottsdale Police Department Crime Lab Volatiles Analysis

Sample:	1435630	Vial:	43
Description:	[REDACTED]	LIMS ID:	[REDACTED]
Method:	ethanol quant.M	Sequence:	08Sep22
Instrument:	US14173023 CN14160045	Injection date:	9/8/2022 2:25:23 PM
Data file:	C:\Chem32\1\Data\08Sep22\43.D	Analyst:	Abbott

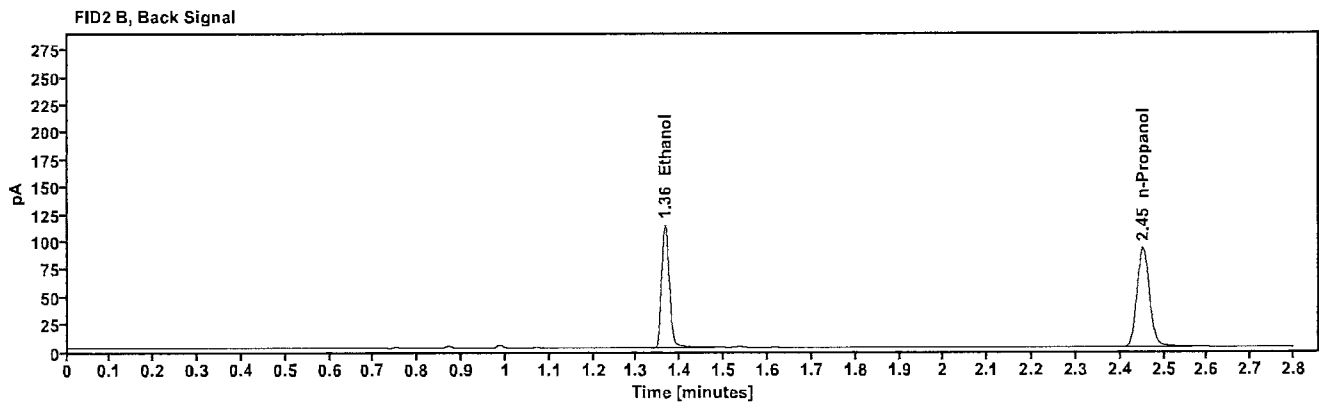
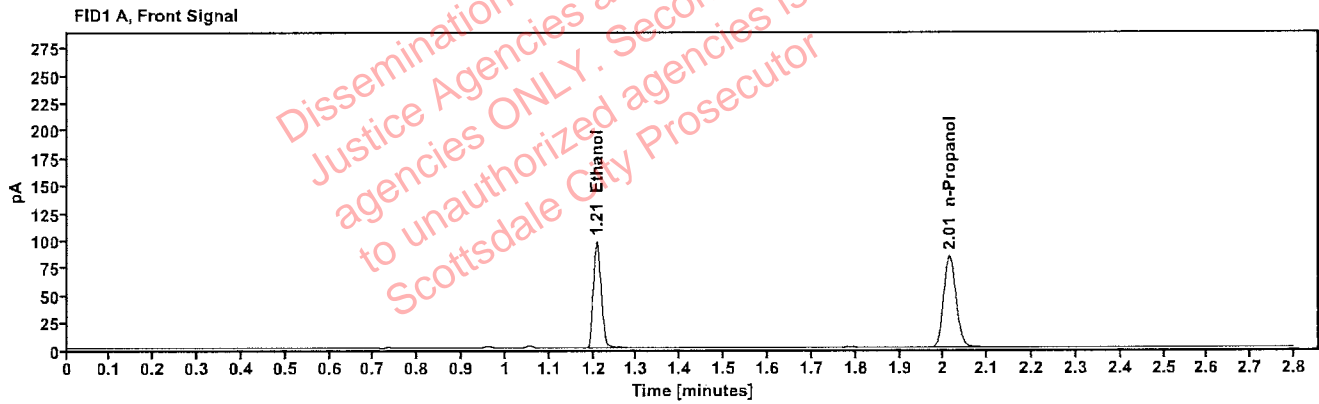


Table 1: FID 1 A (column DB-ALC1)

Compound	Amount (g/100mL)	Time (min)	Peak Area
>Ethanol	0.2082	1.208	123.660
n-Propanol	---	2.013	167.135

Table 2: FID 2 B (column DB-ALC2)

Compound	Time (min)	Peak Area
Ethanol	1.365	137.265
n-Propanol	2.452	182.788

Scottsdale Police Department Crime Lab Volatiles Analysis

Sample:	1435630	Vial:	44
Description:	[REDACTED]	LIMS ID:	[REDACTED]
Method:	ethanol quant.M	Sequence:	08Sep22
Instrument:	US14173023 CN14160045	Injection date:	9/8/2022 2:29:23 PM
Data file:	C:\Chem32\1\Data\08Sep22\44.D	Analyst:	Abbott

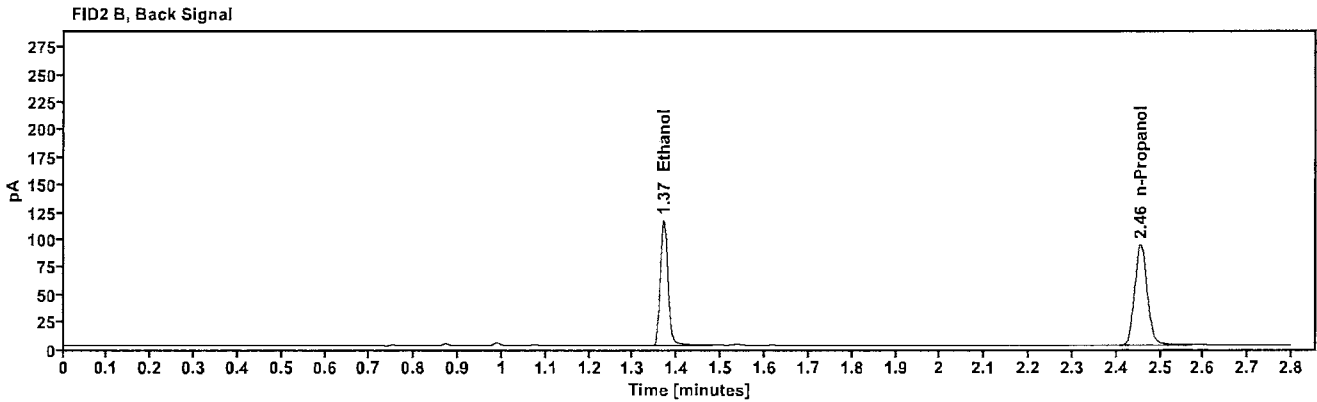
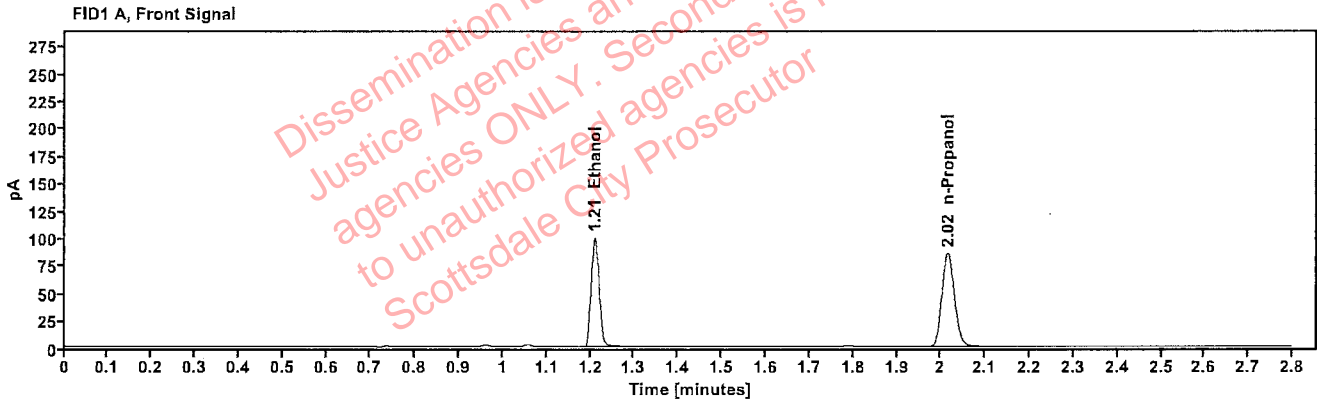


Table 1: FID 1 A (column DB-ALC1)

Compound	Amount (g/100mL)	Time (min)	Peak Area
>Ethanol	0.2114	1.210	127.693
n-Propanol	-----	2.015	170.024

Table 2: FID 2 B (column DB-ALC2)

Compound	Time (min)	Peak Area
Ethanol	1.369	141.737
n-Propanol	2.455	185.860

Scottsdale Police Department Crime Lab Volatiles Analysis

Sample:	1435689	Vial:	45
Description:	[REDACTED]	LIMS ID:	[REDACTED]
Method:	ethanol quant.M	Sequence:	08Sep22
Instrument:	US14173023 CN14160045	Injection date:	9/8/2022 2:33:23 PM
Data file:	C:\Chem32\1\Data\08Sep22\45.D	Analyst:	Abbott

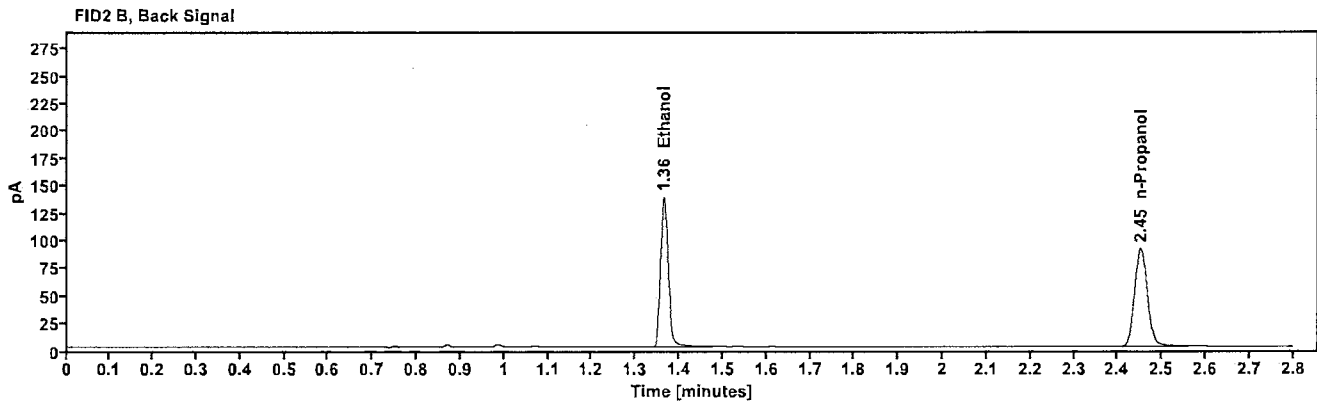
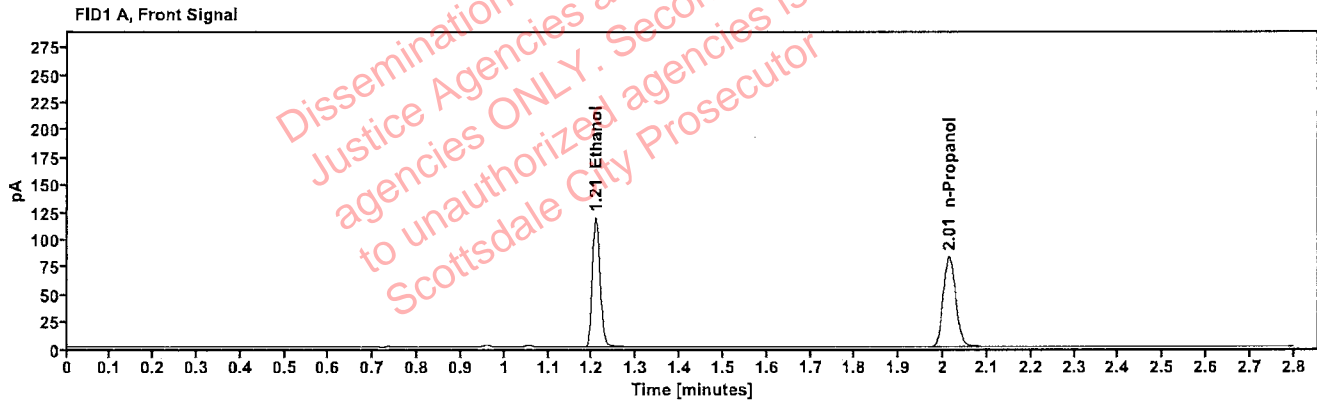


Table 1: FID 1 A (column DB-ALC1)

Compound	Amount (g/100mL)	Time (min)	Peak Area
>Ethanol	0.2561	1.208	150.478
n-Propanol	-----	2.013	165.186

Table 2: FID 2 B (column DB-ALC2)

Compound	Time (min)	Peak Area
Ethanol	1.365	167.011
n-Propanol	2.451	180.449

Scottsdale Police Department Crime Lab Volatiles Analysis

Sample:	1435689	Vial:	46
Description:		LIMS ID:	
Method:	ethanol quant.M	Sequence:	08Sep22
Instrument:	US14173023 CN14160045	Injection date:	9/8/2022 2:37:23 PM
Data file:	C:\Chem32\1\Data\08Sep22\46.D	Analyst:	Abbott

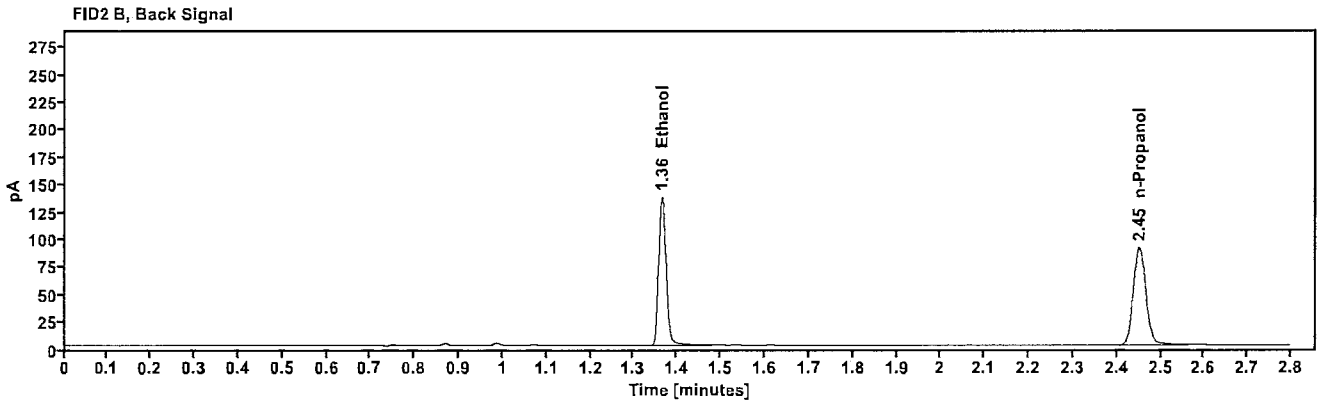
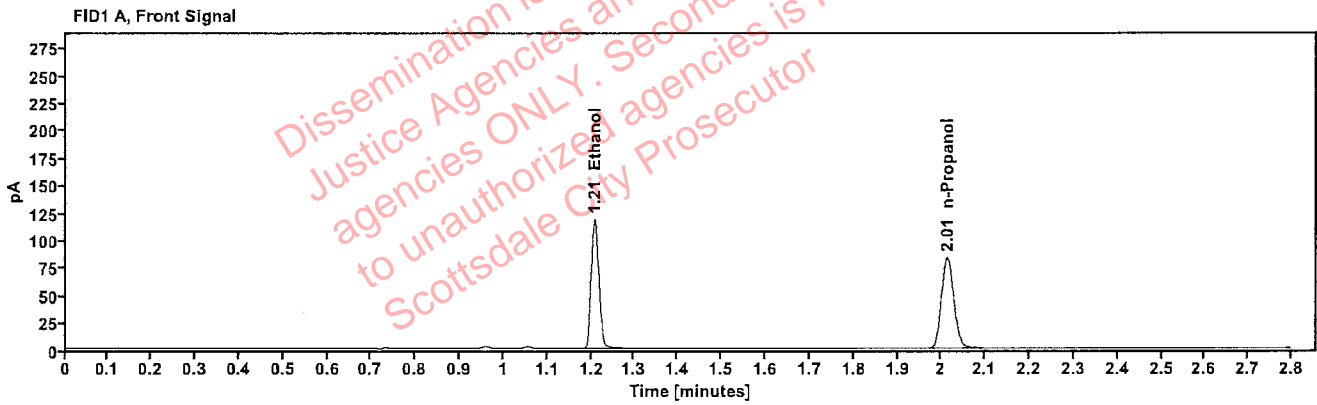


Table 1: FID 1 A (column DB-ALC1)

Compound	Amount (g/100mL)	Time (min)	Peak Area
>Ethanol	0.2546	1.207	149.606
n-Propanol	-----	2.013	165.235

Table 2: FID 2 B (column DB-ALC2)

Compound	Time (min)	Peak Area
Ethanol	1.364	166.184
n-Propanol	2.451	180.582

Scottsdale Police Department Crime Lab Volatiles Analysis

Sample:	1435686	Vial:	47
Description:	[REDACTED]	LIMS ID:	[REDACTED]
Method:	ethanol quant.M	Sequence:	08Sep22
Instrument:	US14173023 CN14160045	Injection date:	9/8/2022 2:41:23 PM
Data file:	C:\Chem32\11\Data\08Sep22\47.D	Analyst:	Abbott

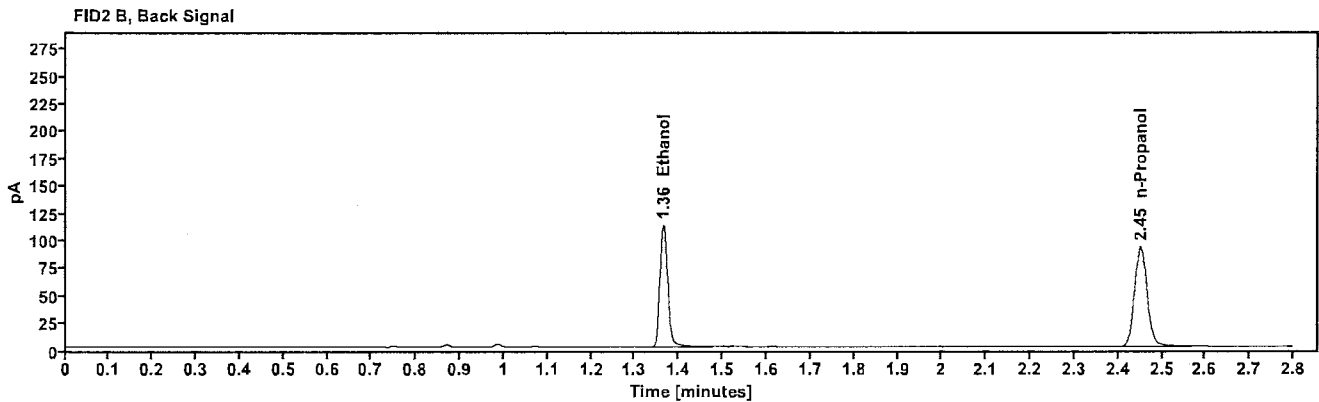
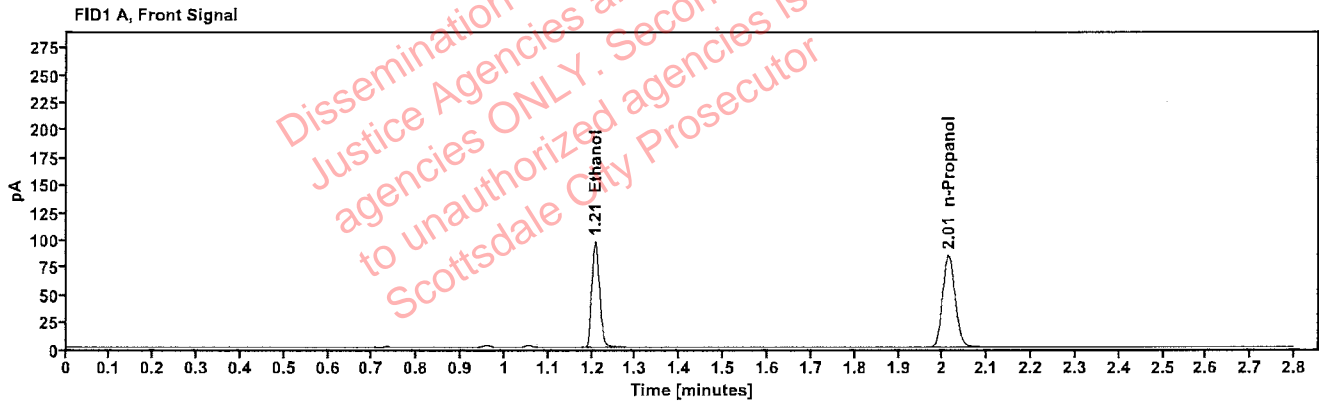


Table 1: FID 1 A (column DB-ALC1)

Compound	Amount (g/100mL)	Time (min)	Peak Area
>Ethanol	0.2060	1.207	122.814
n-Propanol	----	2.013	167.782

Table 2: FID 2 B (column DB-ALC2)

Compound	Time (min)	Peak Area
Ethanol	1.364	136.454
n-Propanol	2.451	184.075

Scottsdale Police Department Crime Lab Volatiles Analysis

Sample:	1435686	Vial:	48
Description:	[REDACTED]	LIMS ID:	[REDACTED]
Method:	ethanol quant.M	Sequence:	08Sep22
Instrument:	US14173023 CN14160045	Injection date:	9/8/2022 2:45:23 PM
Data file:	C:\Chem32\1\Data\08Sep22\48.D	Analyst:	Abbott

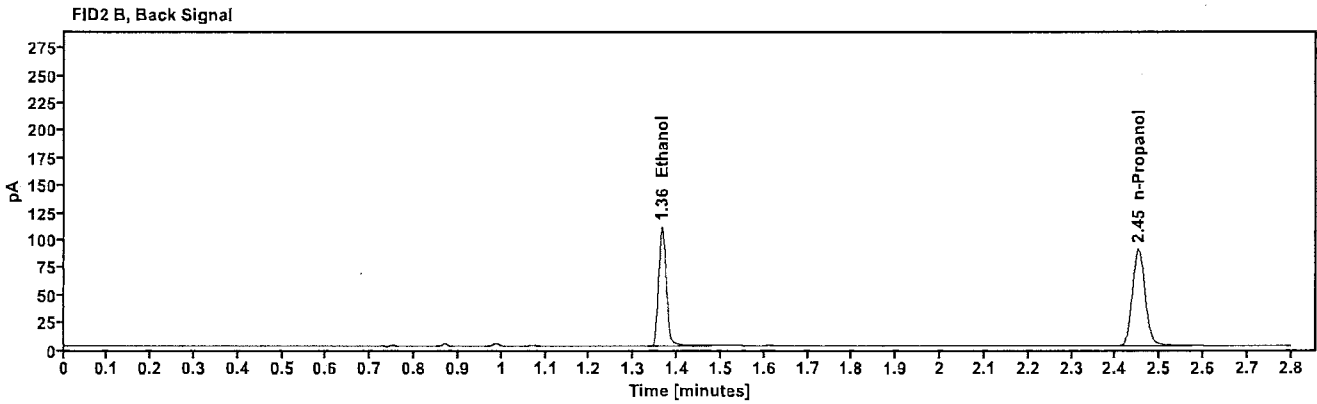
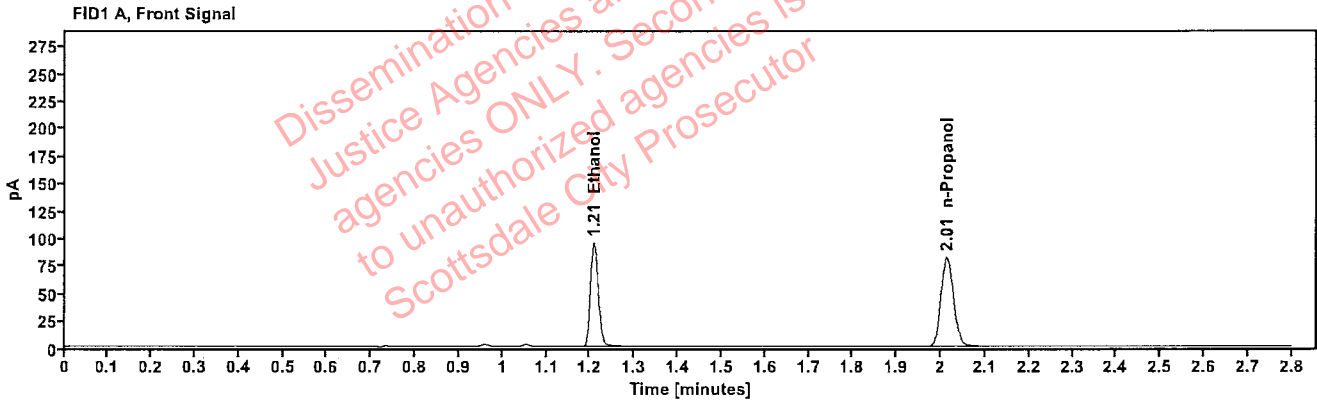


Table 1: FID 1 A (column DB-ALC1)

Compound	Amount (g/100mL)	Time (min)	Peak Area
>Ethanol	0.2078	1.208	120.355
n-Propanol	-----	2.013	163.031

Table 2: FID 2 B (column DB-ALC2)

Compound	Time (min)	Peak Area
Ethanol	1.365	133.504
n-Propanol	2.451	179.035

Scottsdale Police Department Crime Lab Volatiles Analysis

Sample:	1435666	Vial:	49
Description:	[REDACTED]	LIMS ID:	[REDACTED]
Method:	ethanol quant.M	Sequence:	08Sep22
Instrument:	US14173023 CN14160045	Injection date:	9/8/2022 2:49:38 PM
Data file:	C:\Chem32\1\Data\08Sep22\49.D	Analyst:	Abbott

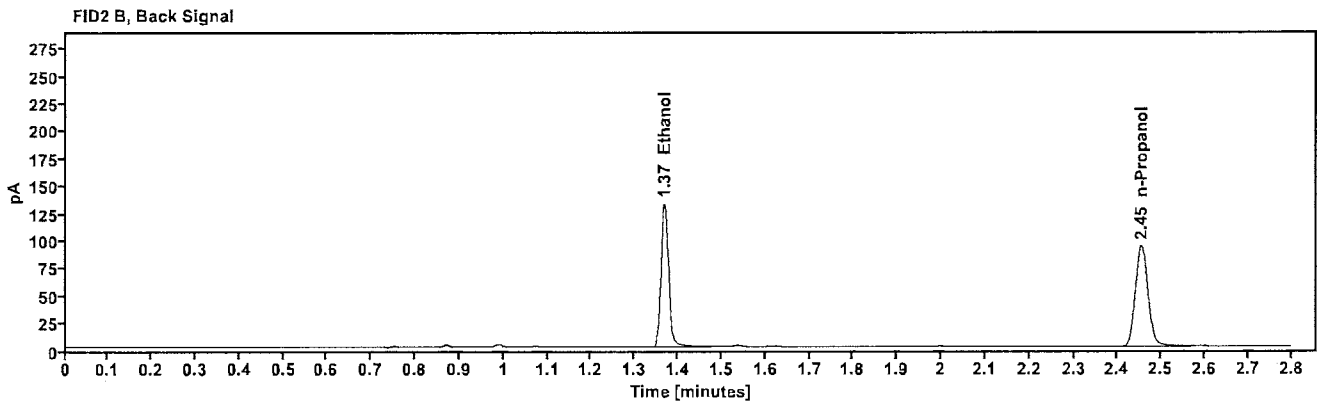
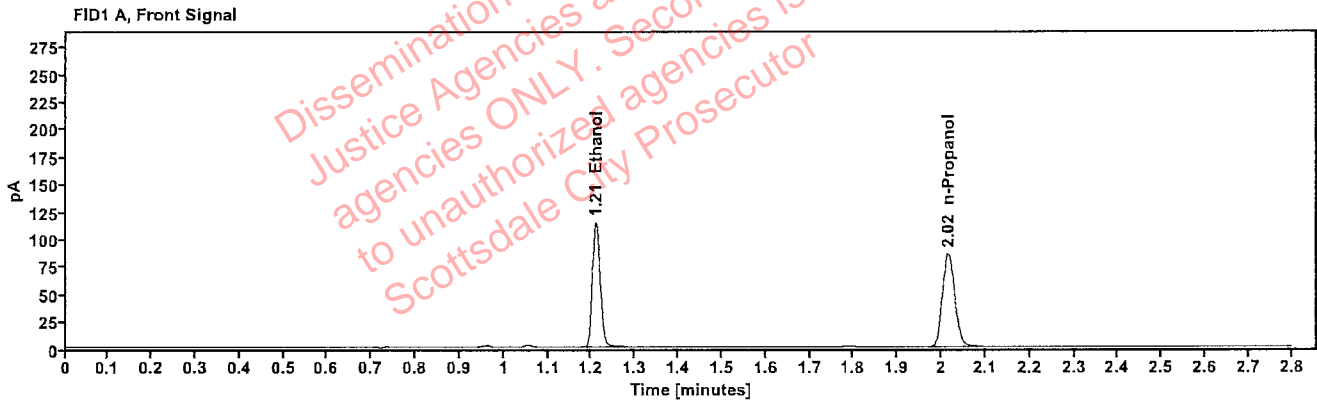


Table 1: FID 1 A (column DB-ALC1)

Compound	Amount (g/100mL)	Time (min)	Peak Area
>Ethanol	0.2418	1.210	146.215
n-Propanol	----	2.015	170.023

Table 2: FID 2 B (column DB-ALC2)

Compound	Time (min)	Peak Area
Ethanol	1.368	162.135
n-Propanol	2.454	186.147

Scottsdale Police Department Crime Lab Volatiles Analysis

Sample:	1435666	Vial:	50
Description:		LIMS ID:	
Method:	ethanol quant.M	Sequence:	08Sep22
Instrument:	US14173023 CN14160045	Injection date:	9/8/2022 2:53:38 PM
Data file:	C:\Chem32\1\Data\08Sep22\50.D	Analyst:	Abbott

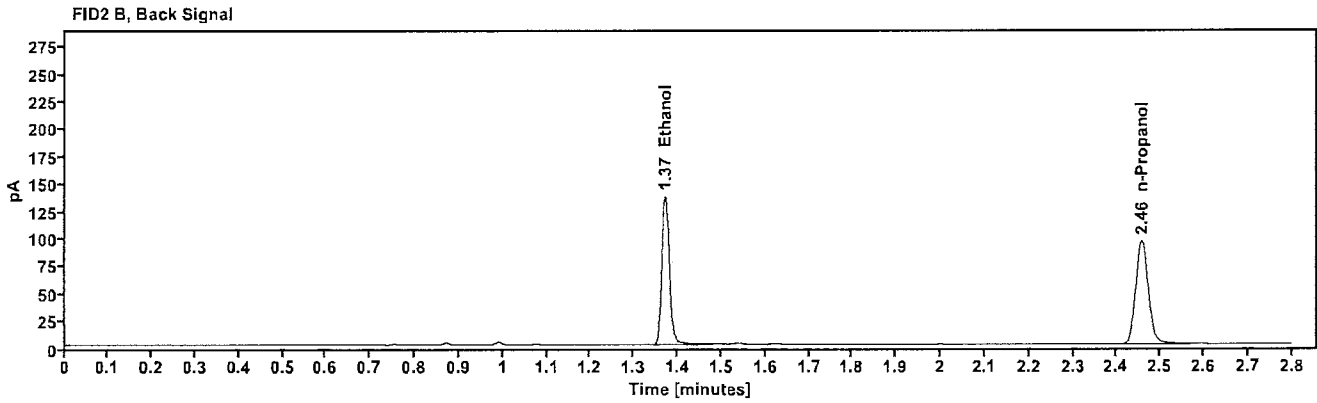
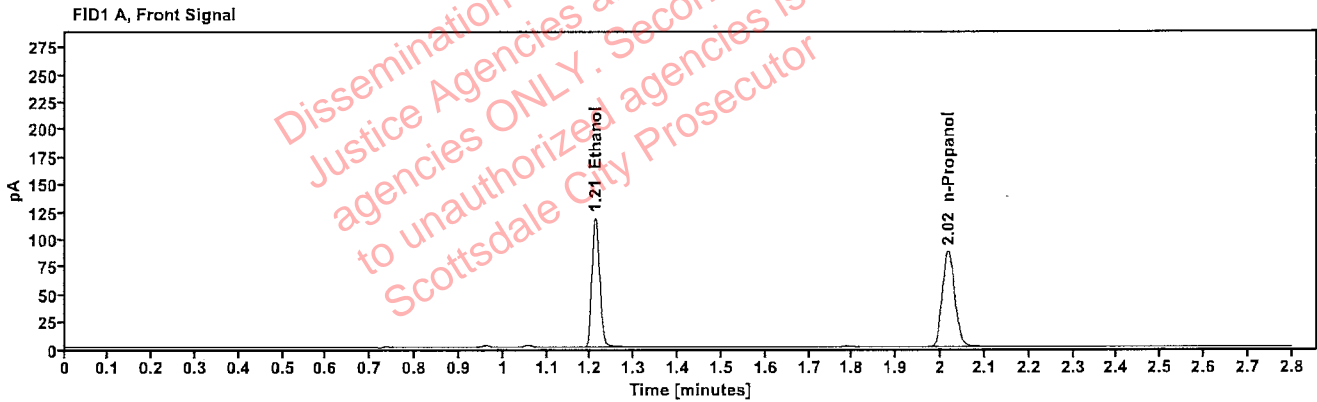


Table 1: FID 1 A (column DB-ALC1)

Compound	Amount (g/100mL)	Time (min)	Peak Area
>Ethanol	0.2449	1.211	151.687
n-Propanol	---	2.017	174.161

Table 2: FID 2 B (column DB-ALC2)

Compound	Time (min)	Peak Area
Ethanol	1.371	168.480
n-Propanol	2.457	190.361

Scottsdale Police Department Crime Lab Volatiles Analysis

Sample:	1435835	Vial:	51
Description:		LIMS ID:	
Method:	ethanol quant.M	Sequence:	08Sep22
Instrument:	US14173023 CN14160045	Injection date:	9/8/2022 2:57:38 PM
Data file:	C:\Chem32\1\Data\08Sep22\51.D	Analyst:	Abbott

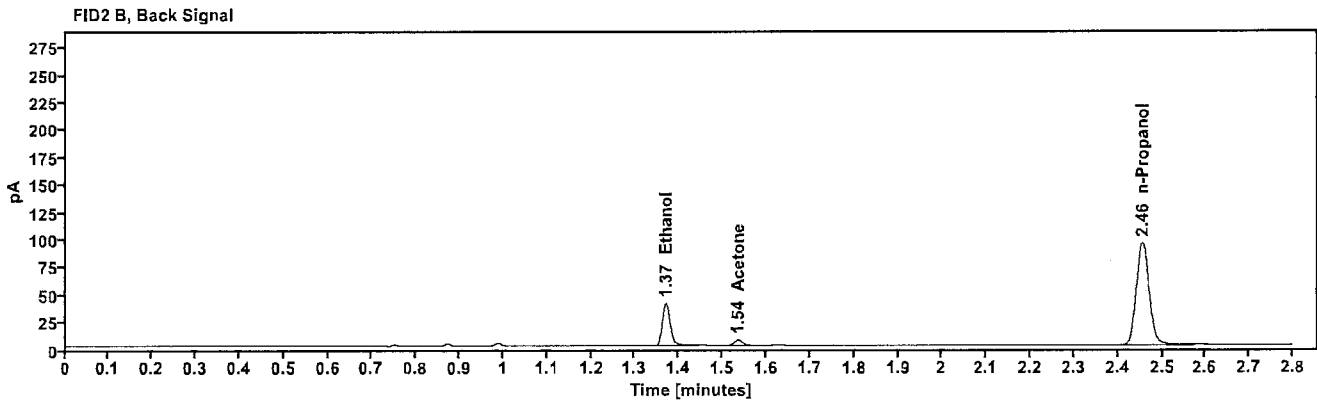
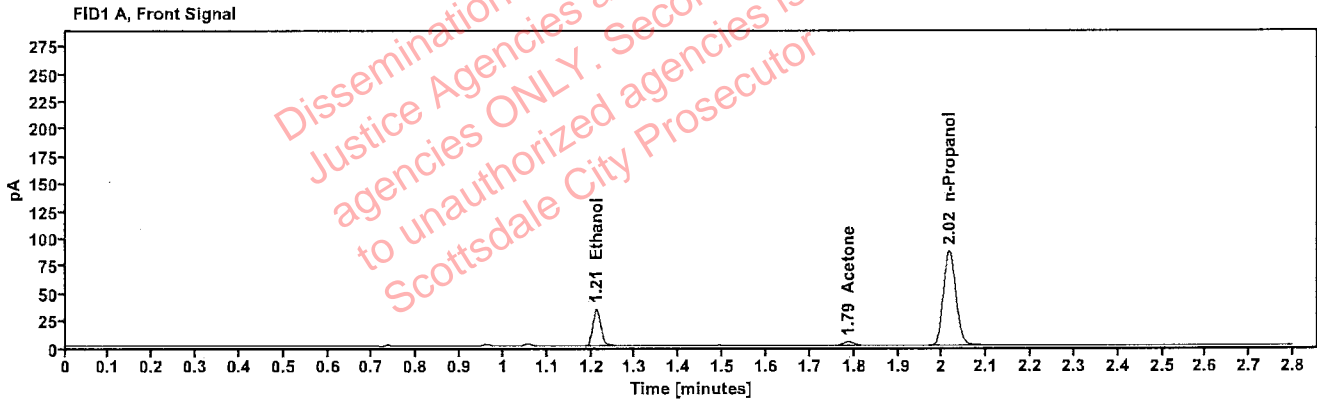


Table 1: FID 1 A (column DB-ALC1)

Compound	Amount (g/100mL)	Time (min)	Peak Area
>Ethanol	0.0725	1.212	44.074
Acetone	-----	1.787	6.157
n-Propanol	-----	2.016	172.974

Table 2: FID 2 B (column DB-ALC2)

Compound	Time (min)	Peak Area
Ethanol	1.370	48.243
Acetone	1.535	6.699
n-Propanol	2.456	189.425

Scottsdale Police Department Crime Lab Volatiles Analysis

Sample:	1435835	Vial:	52
Description:	[REDACTED]	LIMS ID:	[REDACTED]
Method:	ethanol quant.M	Sequence:	08Sep22
Instrument:	US14173023 CN14160045	Injection date:	9/8/2022 3:01:38 PM
Data file:	C:\Chem32\1\Data\08Sep22\52.D	Analyst:	Abbott

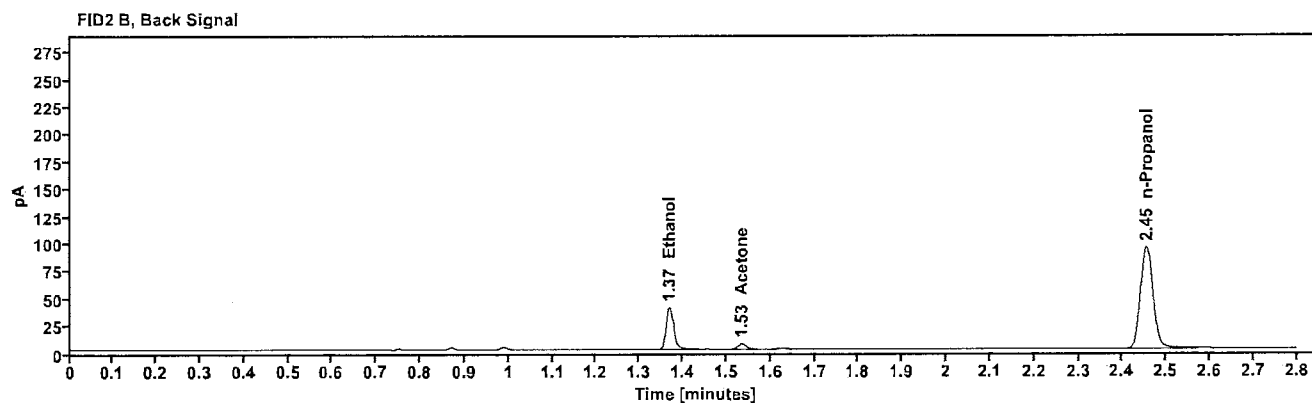
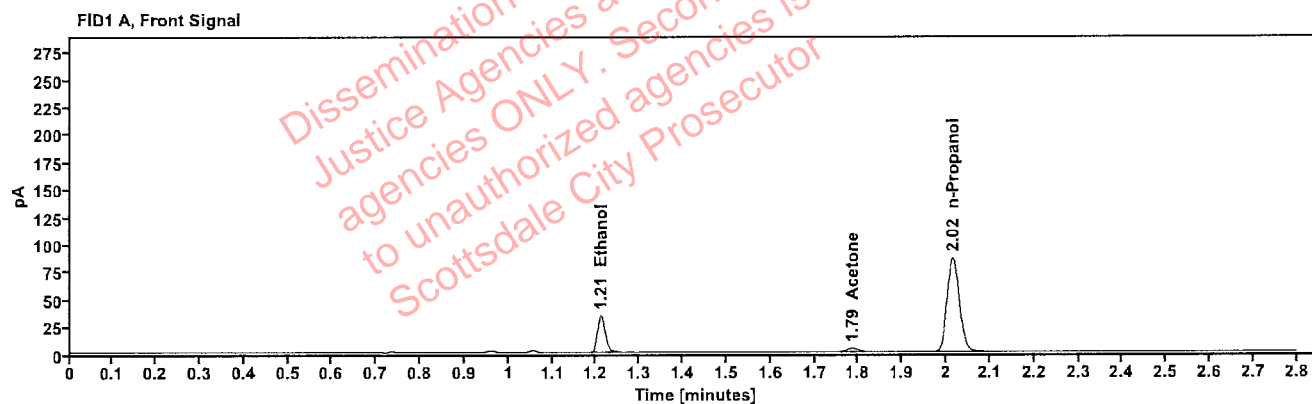


Table 1: FID 1 A (column DB-ALC1)

Compound	Amount (g/100mL)	Time (min)	Peak Area
>Ethanol	0.0721	1.211	43.480
Acetone	-----	1.786	6.228
n-Propanol	-----	2.015	171.511

Table 2: FID 2 B (column DB-ALC2)

Compound	Time (min)	Peak Area
Ethanol	1.369	47.717
Acetone	1.534	6.752
n-Propanol	2.454	187.756