

# SCOTTSDALE POLICE DEPARTMENT CRIME LABORATORY BLOOD ALCOHOL FACE SHEET

ANALYSIS DATE 12/27/22 SEQUENCE NAME 27Dec22

**EQUIPMENT**

Pipettor  Hamilton ML600EH7497  Hamilton ML600GJ10749  
 Gas Chromatograph  Agilent US14173023

**INSTRUMENT CALIBRATION**

Vial 1 0.02 calibrator Lot FN10051909 Coefficient of determination (r<sup>2</sup>)  
 Vial 2 0.10 calibrator Lot FN05311902 0.99998  
 Vial 3 0.20 calibrator Lot FN02052101  
 Vial 4 0.40 calibrator Lot FN03052102

**CALIBRATION VERIFICATION AND RESOLUTION TEST**

Vial	Sample	Expected result	Measured result	Manufacturer/lot
5	Blank	Not detected	Not detected	SPD lab 100722AQ
6	Volatiles mix	6 compounds	6 compounds	SPD lab 050721MIX
7	Aqueous control	0.400 g/dL	0.401 g/dL	Lipomed 11092018-A
8	Aqueous control	0.040 g/dL	0.040 g/dL	Lipomed 14082019-B
9	Blood control	0.199 g/dL	0.205 g/dL	ACQ 4110320133/8
20	Aqueous control	0.080 g/dL	0.080 g/dL	Lipomed 20012020-B
31	Blood control	0.199 g/dL	0.207 g/dL	ACQ 4110320133/8
42	Aqueous control	0.080 g/dL	0.080 g/dL	Lipomed 20012020-B
53	Aqueous control	0.400 g/dL	0.402 g/dL	Lipomed 11092018-A
54	Aqueous control	0.040 g/dL	0.041 g/dL	Lipomed 14082019-B
55	Blood control	0.199 g/dL	0.206 d/dL	ACQ 4110320133/8
56	Blank	Not detected	Not detected	SPD lab 101921WB

**SUBJECT SAMPLES**

Subjects in the sequence 20 Subjects requiring reanalysis 0

ADDITIONAL NOTES: All testing proceeded as expected.  
 \_\_\_\_\_  
 \_\_\_\_\_  
 \_\_\_\_\_

Run valid   
 Run invalid

*Philip Basso*  
 Analyst

Run valid   
 Run invalid

*Doni Abbott*  
 Technical Reviewer

# Scottsdale Police Department Crime Laboratory Sequence Quality Assurance Summary

RS

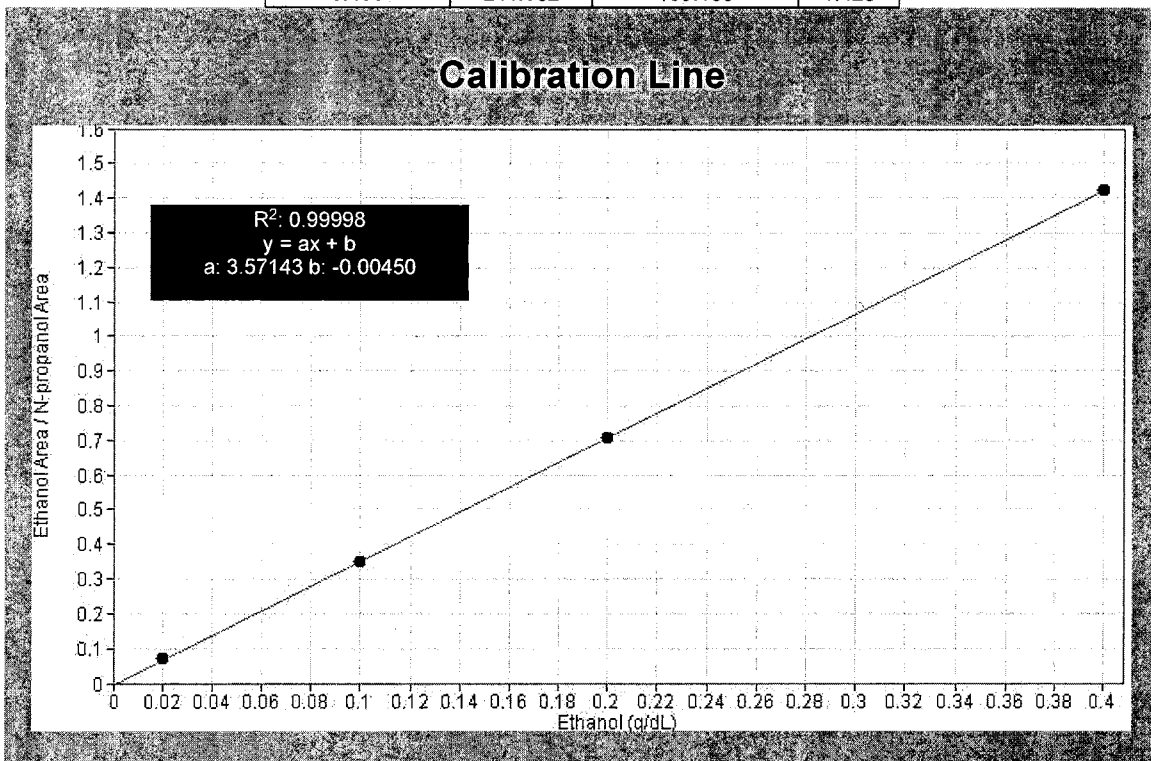
SEQUENCE NAME: 27Dec22

ANALYST: Brooke

Sample Name	Vial	Measured Value (g/dL)	Expected Value (g/dL)	Percent Difference	Absolute Difference (g/dL)
blank 100722AQ	5	negative	negative	-	-
0.400 11092018-A	7	0.401	0.400	0.25	0.001
0.040 14082019-B	8	0.040	0.040	0.00	0.000
0.199 4110320133/8	9	0.205	0.199	3.02	0.006
0.080 20012020-B	20	0.080	0.080	0.00	0.000
0.199 4110320133/8	31	0.207	0.199	4.02	0.008
0.080 20012020-B	42	0.080	0.080	0.00	0.000
0.400 11092018-A	53	0.402	0.400	0.50	0.002
0.040 14082019-B	54	0.041	0.040	2.50	0.001
0.199 4110320133/8	55	0.206	0.199	3.52	0.007
blank 101921WB	56	negative	negative	-	-

Calibrator	Ethanol Area	N-propanol Area	Ratio
0.020	11.470	166.403	0.069
0.100	58.431	165.881	0.352
0.200	116.593	165.010	0.707
0.400	241.082	169.100	1.426

**Calibration Line**



# Scottsdale Police Department Crime Lab Volatiles Analysis

<b>Sample:</b> FN10051909	<b>Vial:</b> 1
<b>Description:</b> 0.020 calibrator	<b>Sequence:</b> 27Dec22
<b>Method:</b> ethanol quant.M	<b>Injection date:</b> 12/27/2022 1:43:09 PM
<b>Instrument:</b> US14173023 CN14160045	<b>Analyst:</b> Brooke <span style="float: right;">10</span>
<b>Data file:</b> C:\Chem32\1\Data\27Dec22\1.D	

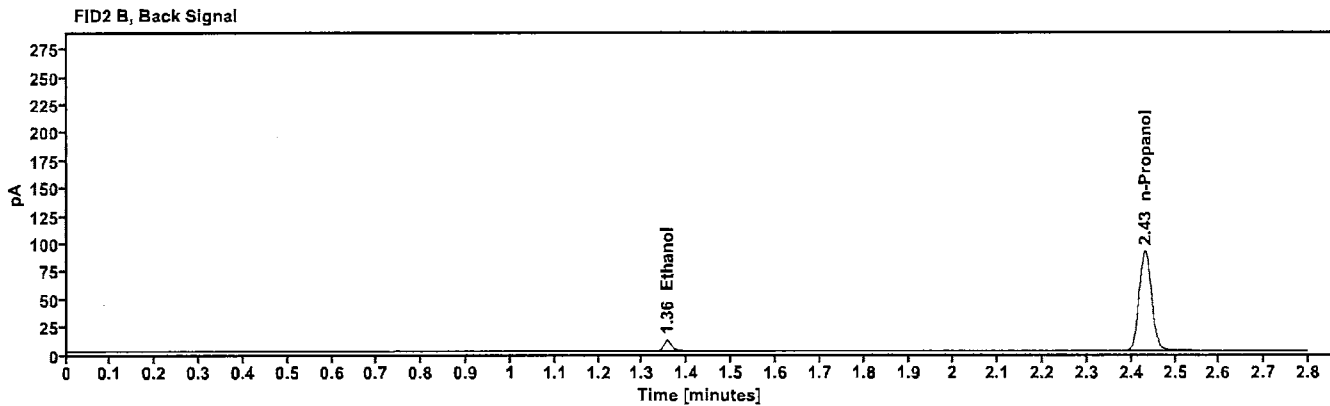
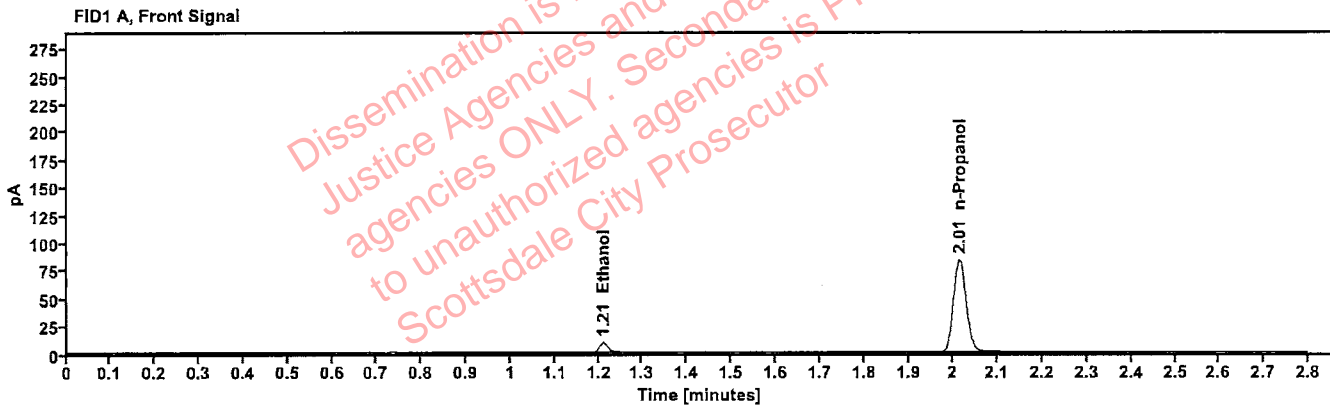


Table 1: FID 1 A (column DB-ALC1)

Compound	Time (min)	Peak Area
Ethanol	1.211	11.470
n-Propanol	2.013	166.403

Table 2: FID 2 B (column DB-ALC2)

Compound	Time (min)	Peak Area
Ethanol	1.355	12.281
n-Propanol	2.432	179.851

# Scottsdale Police Department Crime Lab Volatiles Analysis

<b>Sample:</b> FN05311902	<b>Vial:</b> 2
<b>Description:</b> 0.100 calibrator	<b>Sequence:</b> 27Dec22
<b>Method:</b> ethanol quant.M	<b>Injection date:</b> 12/27/2022 1:47:09 PM
<b>Instrument:</b> US14173023 CN14160045	<b>Analyst:</b> Brooke <span style="float: right;">PB</span>
<b>Data file:</b> C:\Chem32\1\Data\27Dec22\2.D	

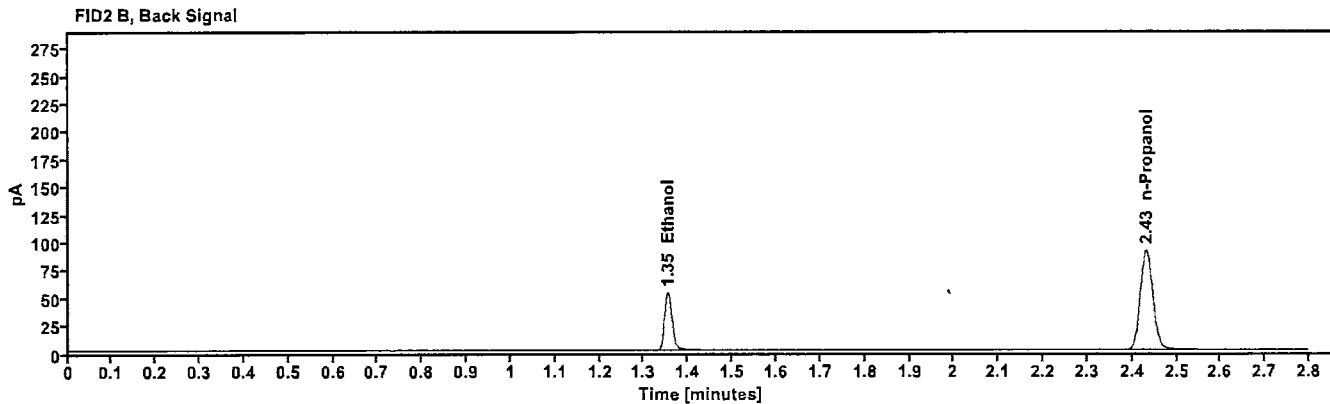
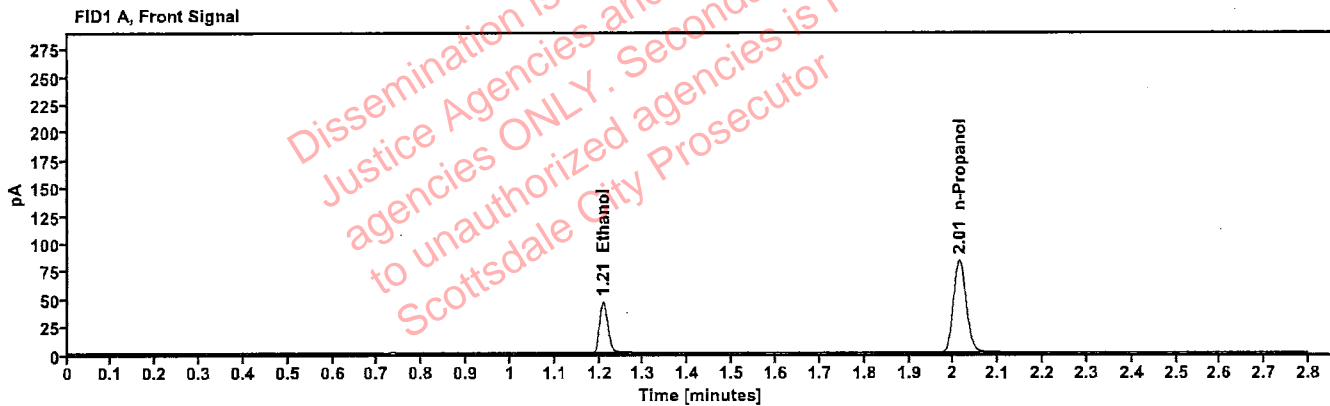


Table 1: FID 1 A (column DB-ALC1)

Compound	Time (min)	Peak Area
Ethanol	1.208	58.431
n-Propanol	2.013	165.881

Table 2: FID 2 B (column DB-ALC2)

Compound	Time (min)	Peak Area
Ethanol	1.354	63.467
n-Propanol	2.432	179.323

# Scottsdale Police Department Crime Lab Volatiles Analysis

<b>Sample:</b> FN02052101	<b>Vial:</b> 3
<b>Description:</b> 0.200 calibrator	<b>Sequence:</b> 27Dec22
<b>Method:</b> ethanol quant.M	<b>Injection date:</b> 12/27/2022 1:51:08 PM
<b>Instrument:</b> US14173023 CN14160045	<b>Analyst:</b> Brooke <span style="float: right;">YB</span>
<b>Data file:</b> C:\Chem32\1\Data\27Dec22\3.D	

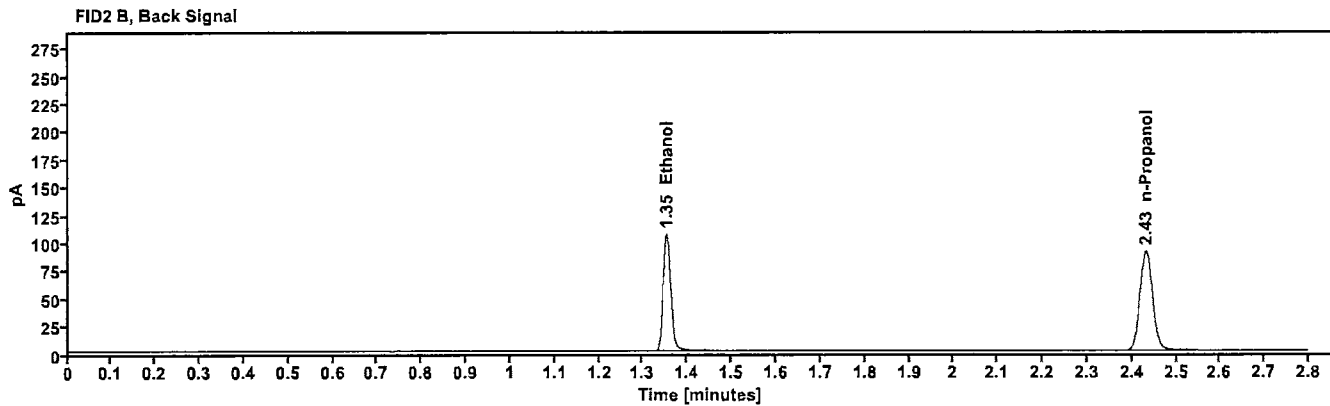
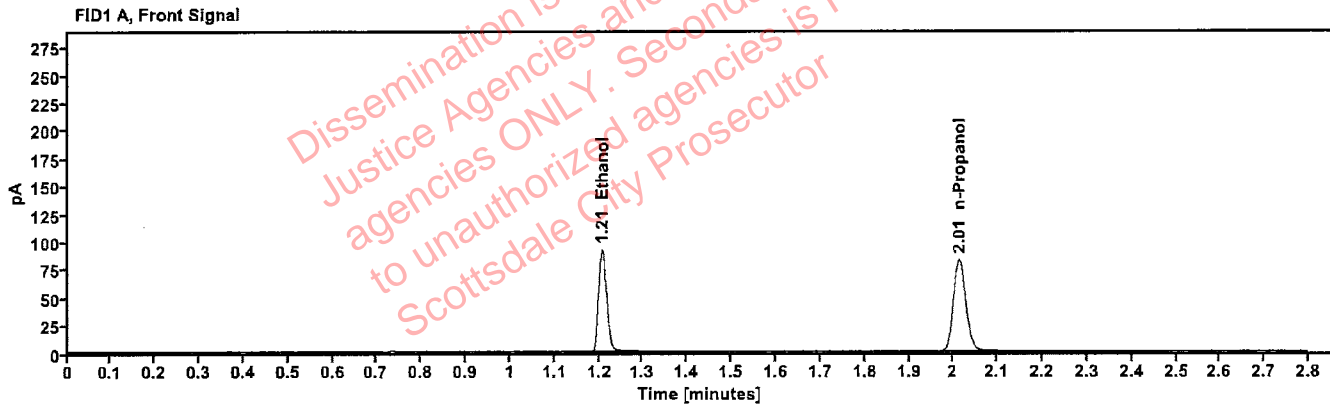


Table 1: FID 1 A (column DB-ALC1)

Compound	Time (min)	Peak Area
Ethanol	1.208	116.593
n-Propanol	2.014	165.010

Table 2: FID 2 B (column DB-ALC2)

Compound	Time (min)	Peak Area
Ethanol	1.353	127.311
n-Propanol	2.432	178.428

# Scottsdale Police Department Crime Lab Volatiles Analysis

<b>Sample:</b> FN03052102	<b>Vial:</b> 4
<b>Description:</b> 0.400 calibrator	<b>Sequence:</b> 27Dec22
<b>Method:</b> ethanol quant.M	<b>Injection date:</b> 12/27/2022 1:55:08 PM
<b>Instrument:</b> US14173023 CN14160045	<b>Analyst:</b> Brooke <span style="float: right;">AB</span>
<b>Data file:</b> C:\Chem32\1\Data\27Dec22\4.D	

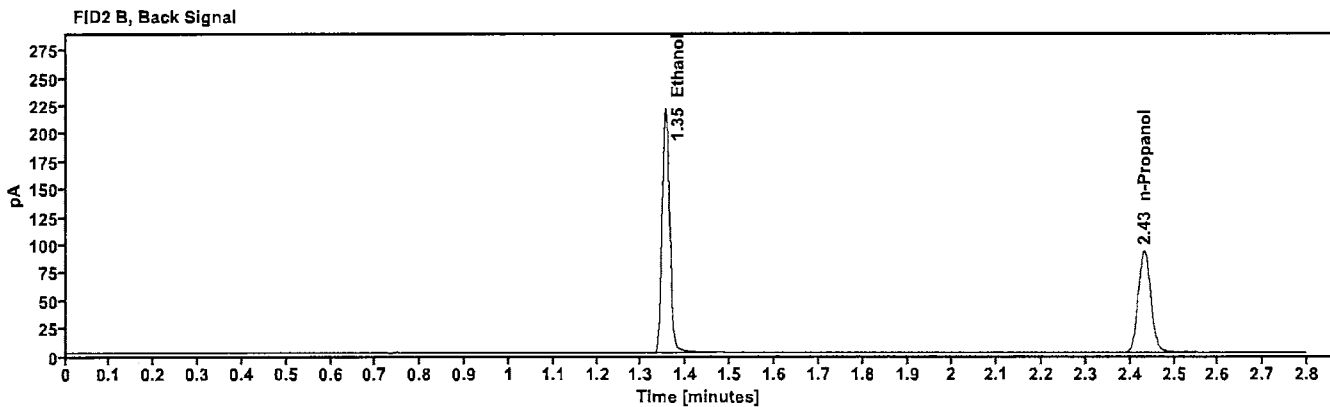
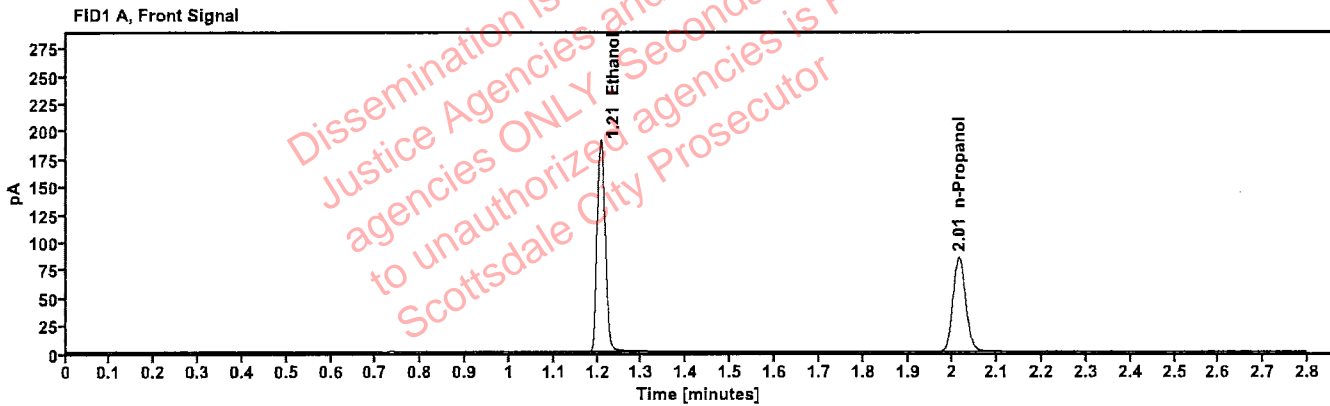


Table 1: FID 1 A (column DB-ALC1)

Compound	Time (min)	Peak Area
Ethanol	1.207	241.082
n-Propanol	2.014	169.100

Table 2: FID 2 B (column DB-ALC2)

Compound	Time (min)	Peak Area
Ethanol	1.353	264.089
n-Propanol	2.432	183.153

# Scottsdale Police Department Crime Lab Volatiles Analysis

<b>Sample:</b> 100722AQ	<b>Vial:</b> 5
<b>Description:</b> Negative	<b>LIMS ID:</b>
<b>Method:</b> ethanol quant.M	<b>Sequence:</b> 27Dec22
<b>Instrument:</b> US14173023 CN14160045	<b>Injection date:</b> 12/27/2022 1:59:09 PM
<b>Data file:</b> C:\Chem32\1\Data\27Dec22\5.D	<b>Analyst:</b> Brooke

AB

Dissemination is restricted to Criminal Justice Agencies and authorized agencies ONLY. Secondary dissemination to unauthorized agencies is PROHIBITED. Scottsdale City Prosecutor

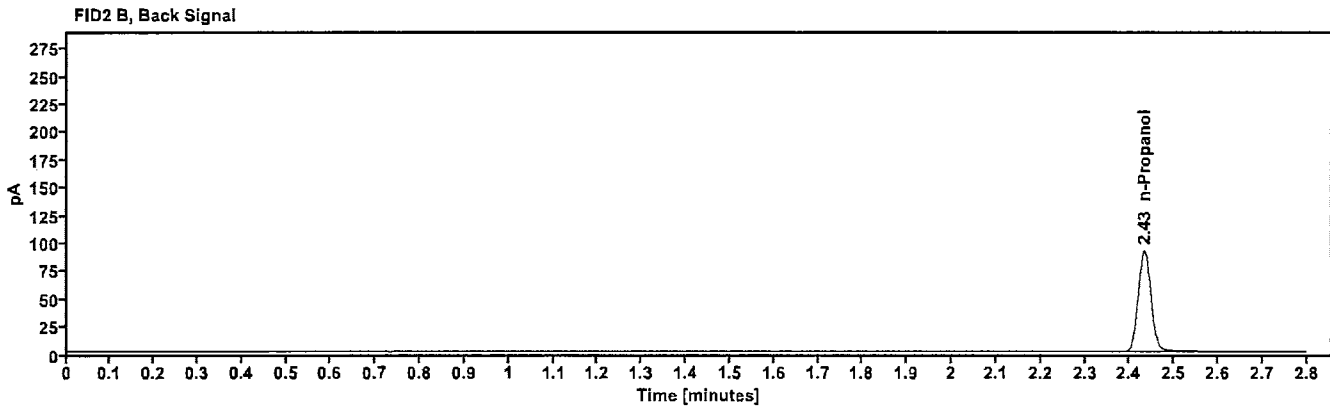
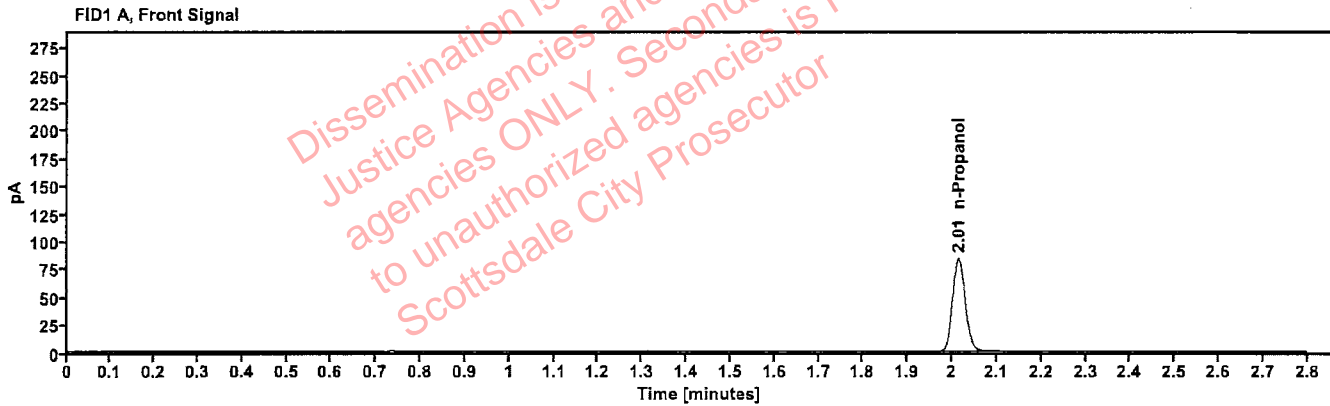


Table 1: FID 1 A (column DB-ALC1)

Compound	Amount (g/100mL)	Time (min)	Peak Area
n-Propanol	-----	2.014	167.547

Table 2: FID 2 B (column DB-ALC2)

Compound	Time (min)	Peak Area
n-Propanol	2.432	181.291

# Scottsdale Police Department Crime Lab Volatiles Analysis

<b>Sample:</b> 050721MIX	<b>Vial:</b> 6
<b>Description:</b> Volatiles mix	<b>LIMS ID:</b>
<b>Method:</b> ethanol quant.M	<b>Sequence:</b> 27Dec22
<b>Instrument:</b> US14173023 CN14160045	<b>Injection date:</b> 12/27/2022 2:03:09 PM
<b>Data file:</b> C:\Chem321\1\Data\27Dec22\6.D	<b>Analyst:</b> Brooke

AD

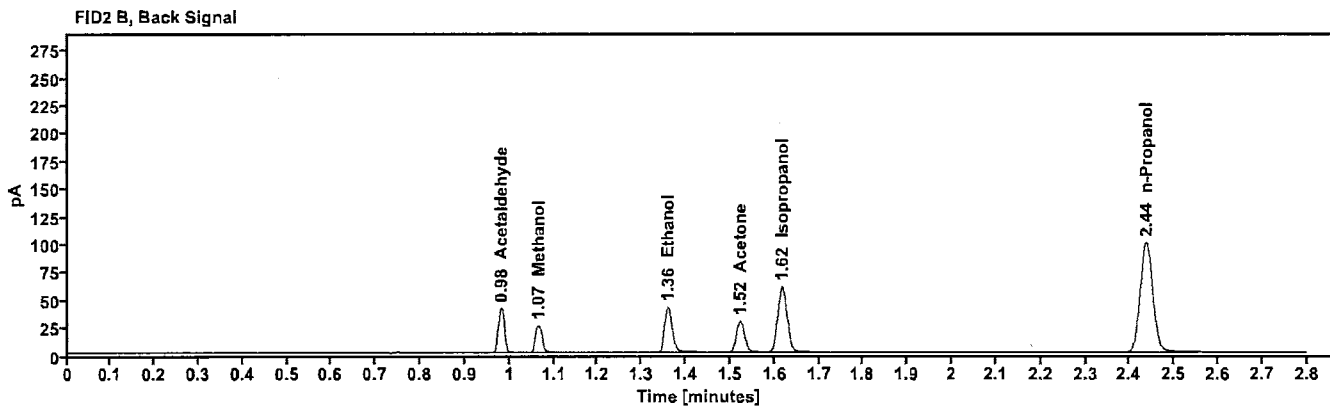
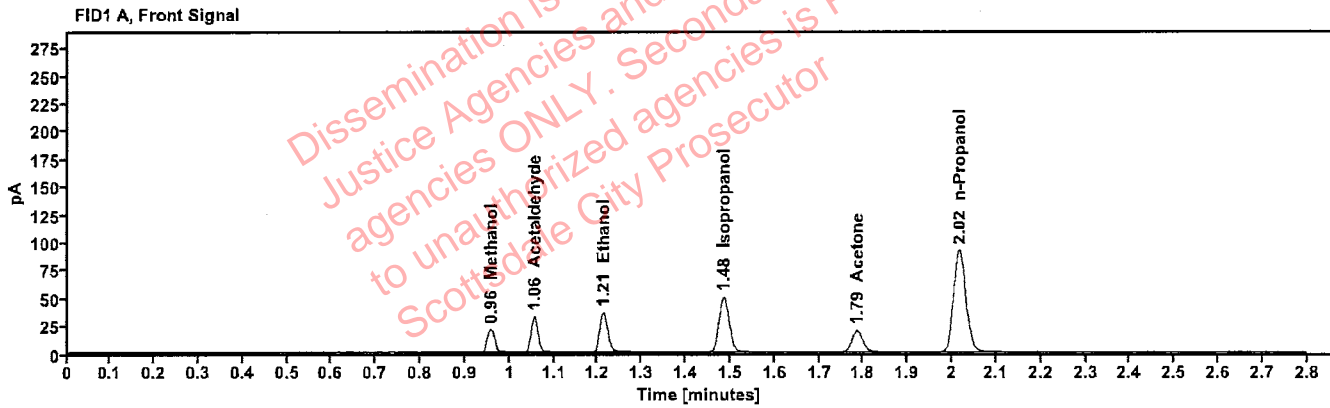


Table 1: FID 1 A (column DB-ALC1)

Compound	Amount (g/100mL)	Time (min)	Peak Area
Methanol	-----	0.958	24.028
Acetaldehyde	-----	1.056	34.702
>Ethanol	0.0720	1.212	46.074
Isopropanol	-----	1.485	79.183
Acetone	-----	1.785	33.218
n-Propanol	-----	2.017	182.446

Table 2: FID 2 B (column DB-ALC2)

Compound	Time (min)	Peak Area
Acetaldehyde	0.981	38.746
Methanol	1.065	26.374
Ethanol	1.359	50.094
Acetone	1.523	36.626
Isopropanol	1.617	87.588
n-Propanol	2.437	197.518



# Scottsdale Police Department Crime Lab Volatiles Analysis

<b>Sample:</b> 11092018-A	<b>Vial:</b> 7
<b>Description:</b> 0.400	<b>LIMS ID:</b>
<b>Method:</b> ethanol quant.M	<b>Sequence:</b> 27Dec22
<b>Instrument:</b> US14173023 CN14160045	<b>Injection date:</b> 12/27/2022 2:07:23 PM
<b>Data file:</b> C:\Chem32\1\Data\27Dec22\7.D	<b>Analyst:</b> Brooke <span style="float: right;">VJB</span>

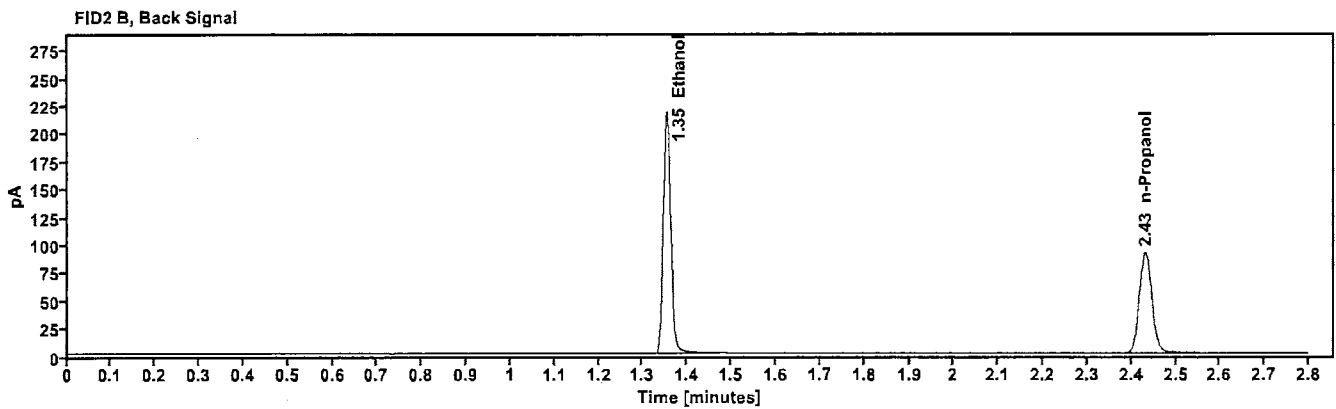
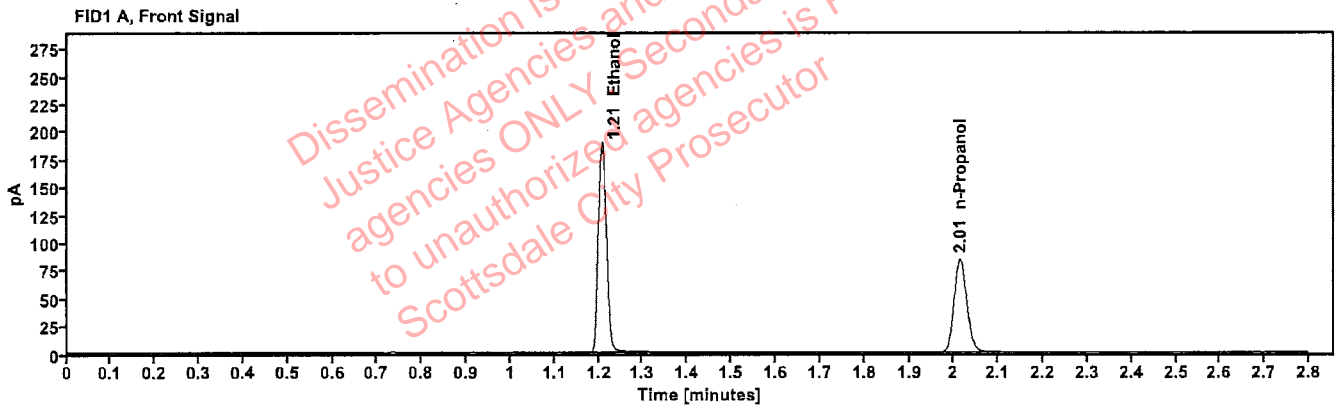


Table 1: FID 1 A (column DB-ALC1)

Compound	Amount (g/100mL)	Time (min)	Peak Area
>Ethanol	0.4015	1.207	239.653
n-Propanol	-----	2.014	167.658

Table 2: FID 2 B (column DB-ALC2)

Compound	Time (min)	Peak Area
Ethanol	1.353	262.707
n-Propanol	2.432	181.554

# Scottsdale Police Department Crime Lab Volatiles Analysis

<b>Sample:</b> 14082019-B	<b>Vial:</b> 8
<b>Description:</b> 0.040	<b>LIMS ID:</b>
<b>Method:</b> ethanol quant.M	<b>Sequence:</b> 27Dec22
<b>Instrument:</b> US14173023 CN14160045	<b>Injection date:</b> 12/27/2022 2:11:23 PM
<b>Data file:</b> C:\Chem32\1\Data\27Dec22\8.D	<b>Analyst:</b> Brooke

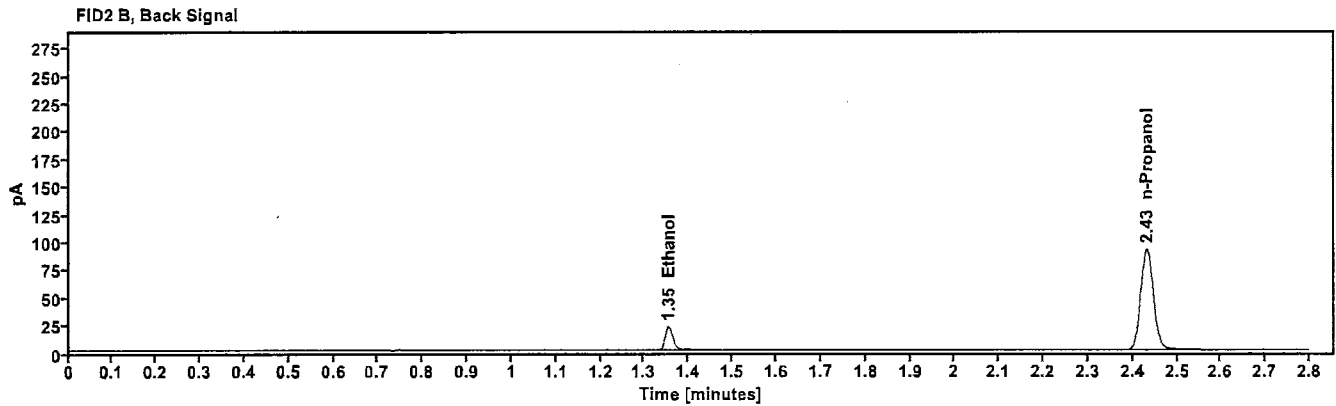
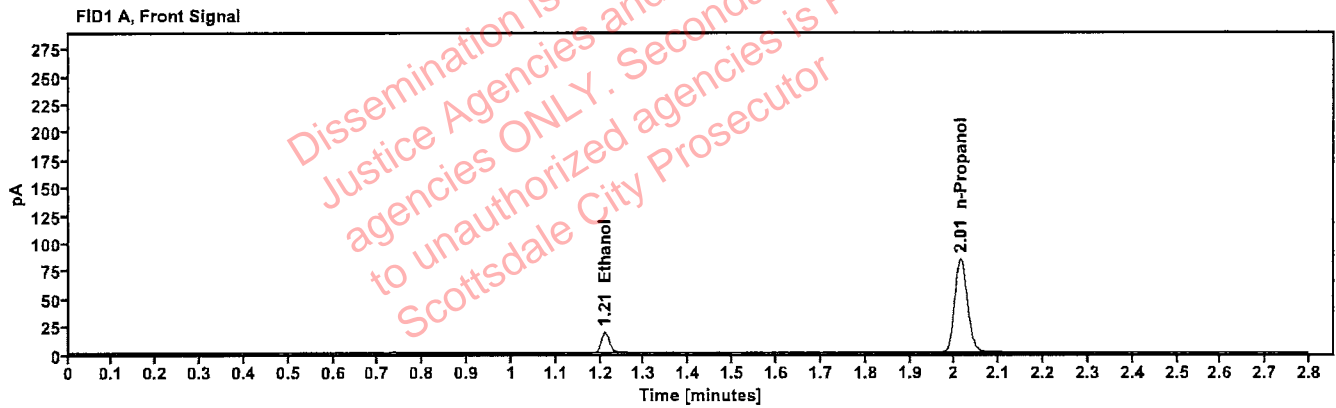


Table 1: FID 1 A (column DB-ALC1)

Compound	Amount (g/100mL)	Time (min)	Peak Area
>Ethanol	0.0408	1.210	23.729
n-Propanol	-----	2.014	168.159

Table 2: FID 2 B (column DB-ALC2)

Compound	Time (min)	Peak Area
Ethanol	1.355	25.770
n-Propanol	2.432	182.250

# Scottsdale Police Department Crime Lab Volatiles Analysis

<b>Sample:</b>	4110320133/8	<b>Vial:</b>	9
<b>Description:</b>	0.199	<b>LIMS ID:</b>	
<b>Method:</b>	ethanol quant.M	<b>Sequence:</b>	27Dec22
<b>Instrument:</b>	US14173023 CN14160045	<b>Injection date:</b>	12/27/2022 2:15:23 PM
<b>Data file:</b>	C:\Chem32\1\Data\27Dec22\9.D	<b>Analyst:</b>	Brooke

TB

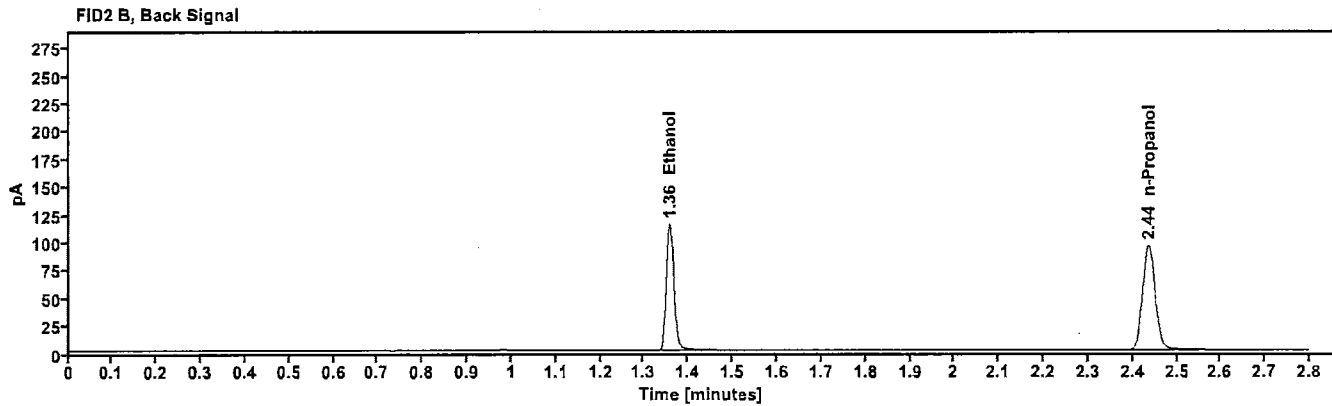
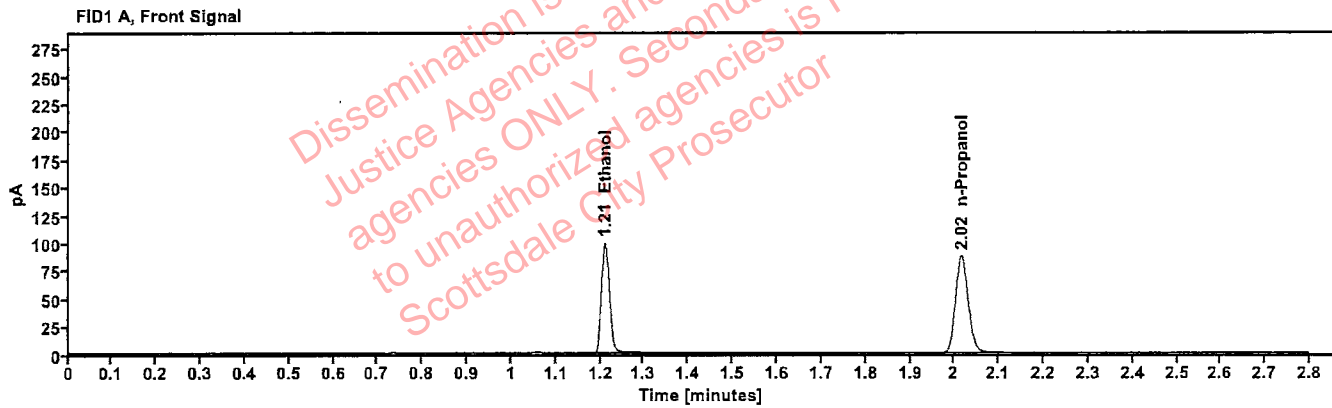


Table 1: FID 1 A (column DB-ALC1)

Compound	Amount (g/100mL)	Time (min)	Peak Area
>Ethanol	0.2057	1.211	127.154
n-Propanol	-----	2.016	174.146

Table 2: FID 2 B (column DB-ALC2)

Compound	Time (min)	Peak Area
Ethanol	1.358	139.061
n-Propanol	2.436	188.335

# Scottsdale Police Department Crime Lab Volatiles Analysis

<b>Sample:</b> 20012020-B	<b>Vial:</b> 20
<b>Description:</b> 0.080	<b>LIMS ID:</b>
<b>Method:</b> ethanol quant.M	<b>Sequence:</b> 27Dec22
<b>Instrument:</b> US14173023 CN14160045	<b>Injection date:</b> 12/27/2022 2:59:54 PM
<b>Data file:</b> C:\Chem32\1\Data\27Dec22\20.D	<b>Analyst:</b> Brooke

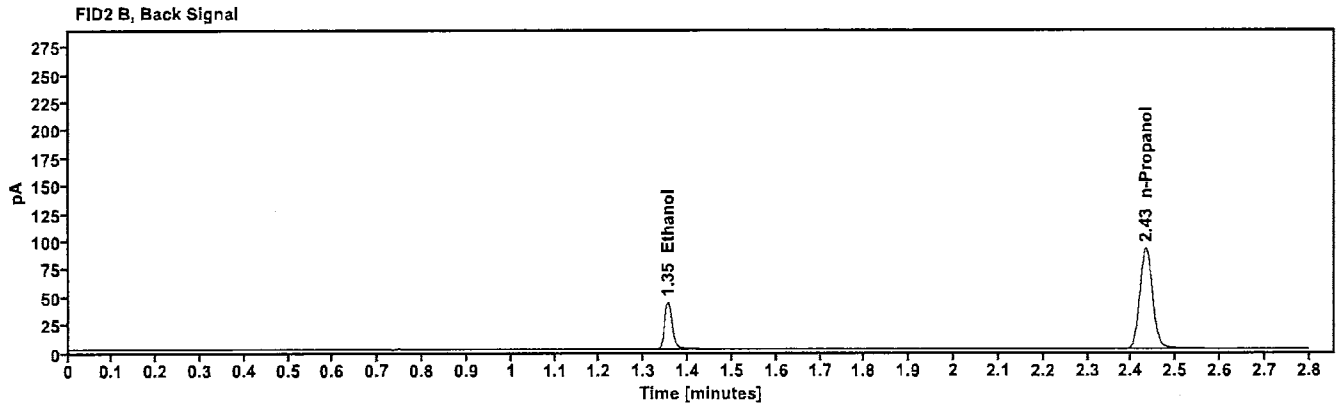
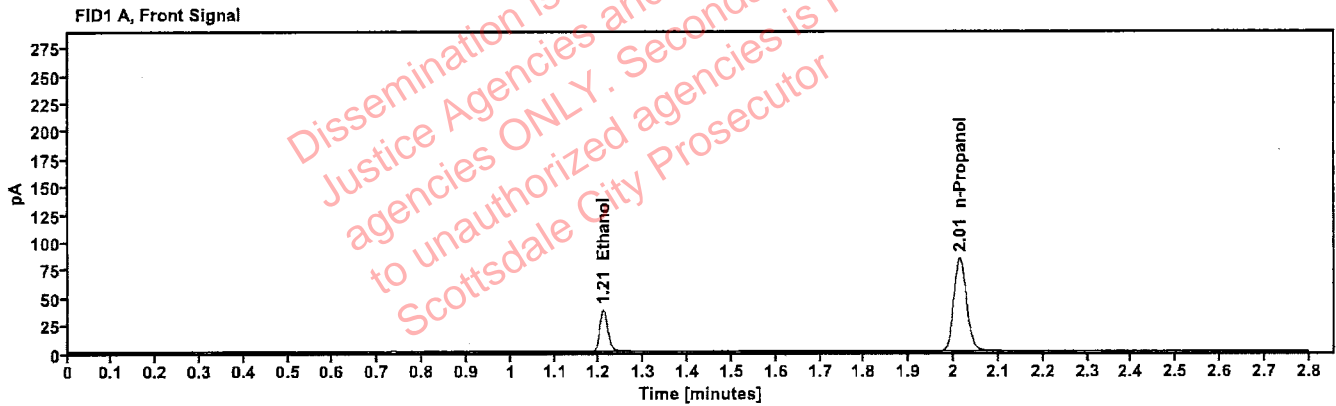


Table 1: FID 1 A (column DB-ALC1)

Compound	Amount (g/100mL)	Time (min)	Peak Area
>Ethanol	0.0805	1.209	47.474
n-Propanol	-----	2.014	167.822

Table 2: FID 2 B (column DB-ALC2)

Compound	Time (min)	Peak Area
Ethanol	1.354	51.621
n-Propanol	2.432	181.750

# Scottsdale Police Department Crime Lab Volatiles Analysis

<b>Sample:</b>	4110320133/8	<b>Vial:</b>	31
<b>Description:</b>	0.199	<b>LIMS ID:</b>	
<b>Method:</b>	ethanol quant.M	<b>Sequence:</b>	27Dec22
<b>Instrument:</b>	US14173023 CN14160045	<b>Injection date:</b>	12/27/2022 3:44:24 PM
<b>Data file:</b>	C:\Chem32\1\Data\27Dec22\31.D	<b>Analyst:</b>	Brooke

*Handwritten initials*

Dissemination is restricted to Criminal Justice Agencies and authorized agencies ONLY. Secondary dissemination to unauthorized agencies is PROHIBITED. Scottsdale City Prosecutor

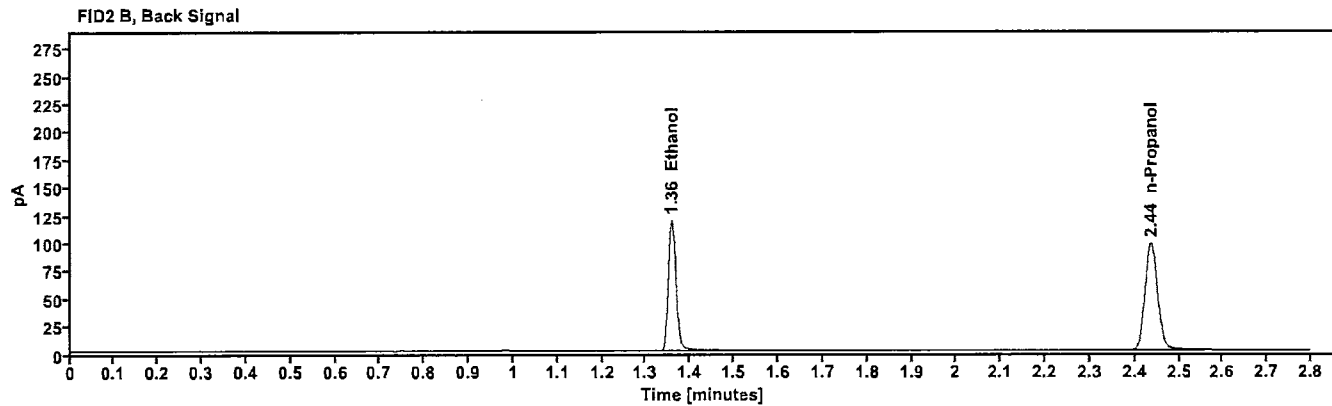
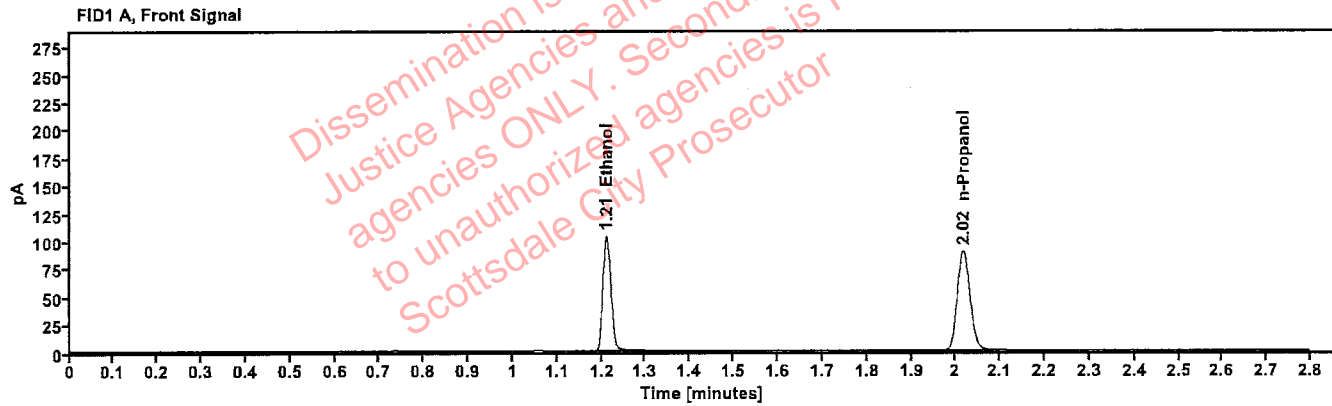


Table 1: FID 1 A (column DB-ALC1)

Compound	Amount (g/100mL)	Time (min)	Peak Area
>Ethanol	0.2077	1.211	132.293
n-Propanol	---	2.017	179.406

Table 2: FID 2 B (column DB-ALC2)

Compound	Time (min)	Peak Area
Ethanol	1.359	144.576
n-Propanol	2.437	194.102

# Scottsdale Police Department Crime Lab Volatiles Analysis

<b>Sample:</b> 20012020-B	<b>Vial:</b> 42
<b>Description:</b> 0.080	<b>LIMS ID:</b>
<b>Method:</b> ethanol quant.M	<b>Sequence:</b> 27Dec22
<b>Instrument:</b> US14173023 CN14160045	<b>Injection date:</b> 12/27/2022 4:28:39 PM
<b>Data file:</b> C:\Chem32\1\Data\27Dec22\42.D	<b>Analyst:</b> Brooke

YFB

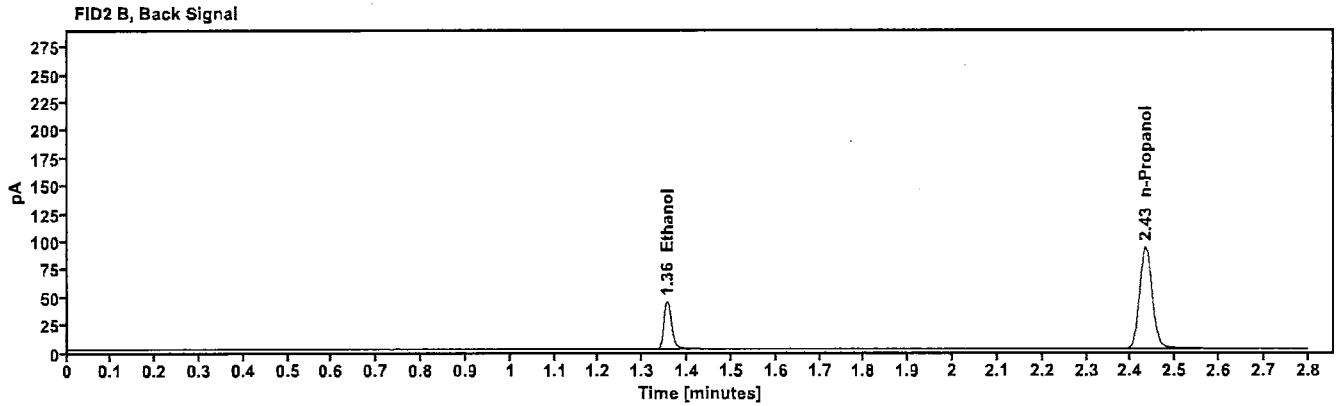
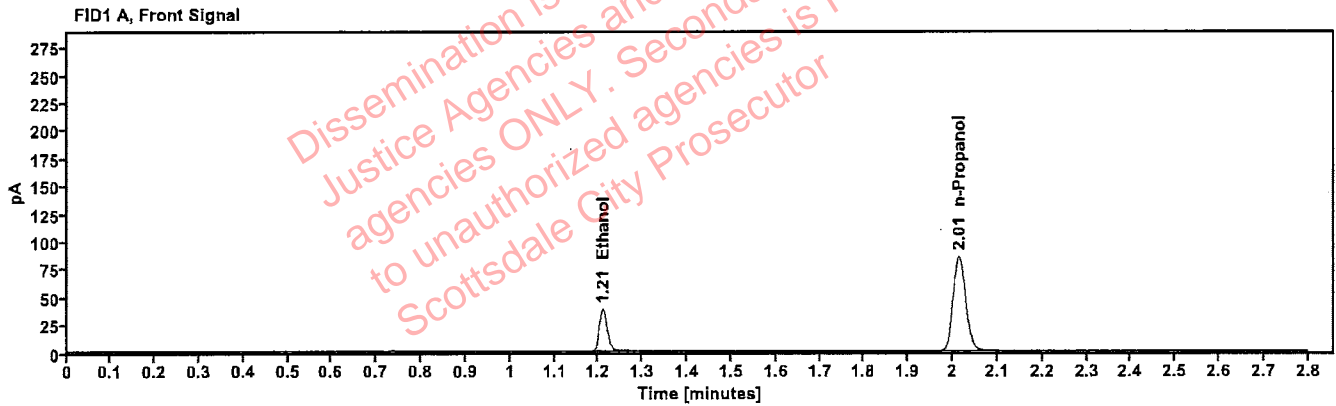


Table 1: FID 1 A (column DB-ALC1)

Compound	Amount (g/100mL)	Time (min)	Peak Area
>Ethanol	0.0808	1.209	48.286
n-Propanol	-----	2.014	169.941

Table 2: FID 2 B (column DB-ALC2)

Compound	Time (min)	Peak Area
Ethanol	1.355	52.413
n-Propanol	2.433	184.138

# Scottsdale Police Department Crime Lab Volatiles Analysis

<b>Sample:</b>	11092018-A	<b>Vial:</b>	53
<b>Description:</b>	0.400	<b>LIMS ID:</b>	
<b>Method:</b>	ethanol quant.M	<b>Sequence:</b>	27Dec22
<b>Instrument:</b>	US14173023 CN14160045	<b>Injection date:</b>	12/27/2022 5:13:09 PM
<b>Data file:</b>	C:\Chem32\1\Data\27Dec22\53.D	<b>Analyst:</b>	Brooke

7/23

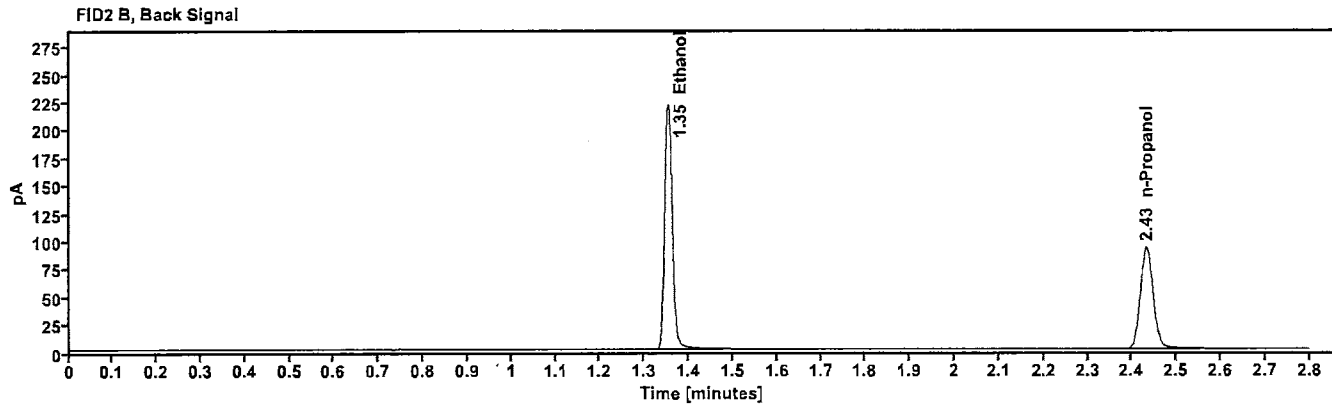
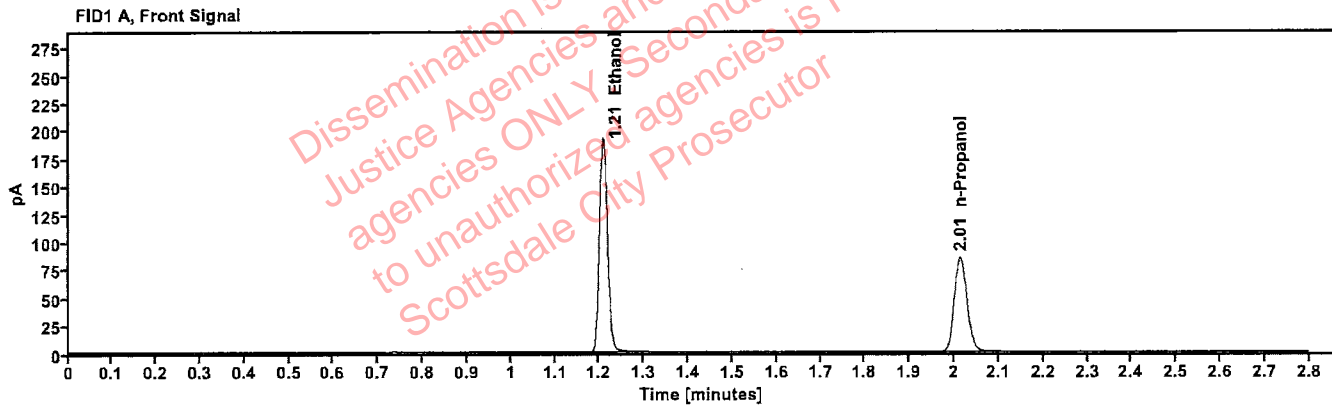


Table 1: FID 1 A (column DB-ALC1)

Compound	Amount (g/100mL)	Time (min)	Peak Area
>Ethanol	0.4027	1.207	243.467
n-Propanol	-----	2.014	169.799

Table 2: FID 2 B (column DB-ALC2)

Compound	Time (min)	Peak Area
Ethanol	1.353	267.253
n-Propanol	2.432	183.938

# Scottsdale Police Department Crime Lab Volatiles Analysis

<b>Sample:</b> 14082019-B	<b>Vial:</b> 54
<b>Description:</b> 0.040	<b>LIMS ID:</b>
<b>Method:</b> ethanol quant.M	<b>Sequence:</b> 27Dec22
<b>Instrument:</b> US14173023 CN14160045	<b>Injection date:</b> 12/27/2022 5:17:09 PM
<b>Data file:</b> C:\Chem32\1\Data\27Dec22\54.D	<b>Analyst:</b> Brooke

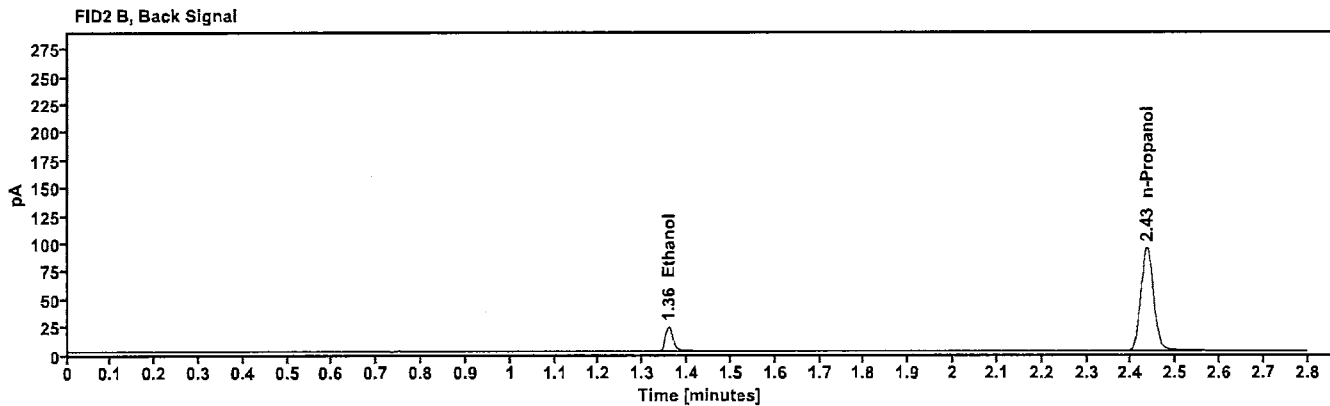
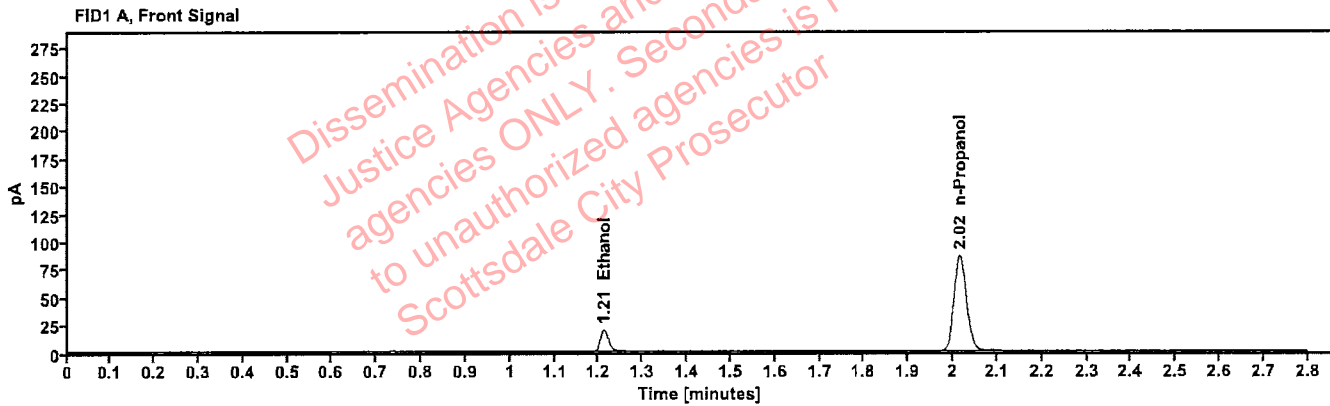


Table 1: FID 1 A (column DB-ALC1)

Compound	Amount (g/100mL)	Time (min)	Peak Area
>Ethanol	0.0419	1.212	25.025
n-Propanol	---	2.016	172.210

Table 2: FID 2 B (column DB-ALC2)

Compound	Time (min)	Peak Area
Ethanol	1.358	27.235
n-Propanol	2.435	186.565



# Scottsdale Police Department Crime Lab Volatiles Analysis

<b>Sample:</b>	4110320133/8	<b>Vial:</b>	55
<b>Description:</b>	0.199	<b>LIMS ID:</b>	
<b>Method:</b>	ethanol quant.M	<b>Sequence:</b>	27Dec22
<b>Instrument:</b>	US14173023 CN14160045	<b>Injection date:</b>	12/27/2022 5:21:24 PM
<b>Data file:</b>	C:\Chem32\1\Data\27Dec22\55.D	<b>Analyst:</b>	Brooke

PB

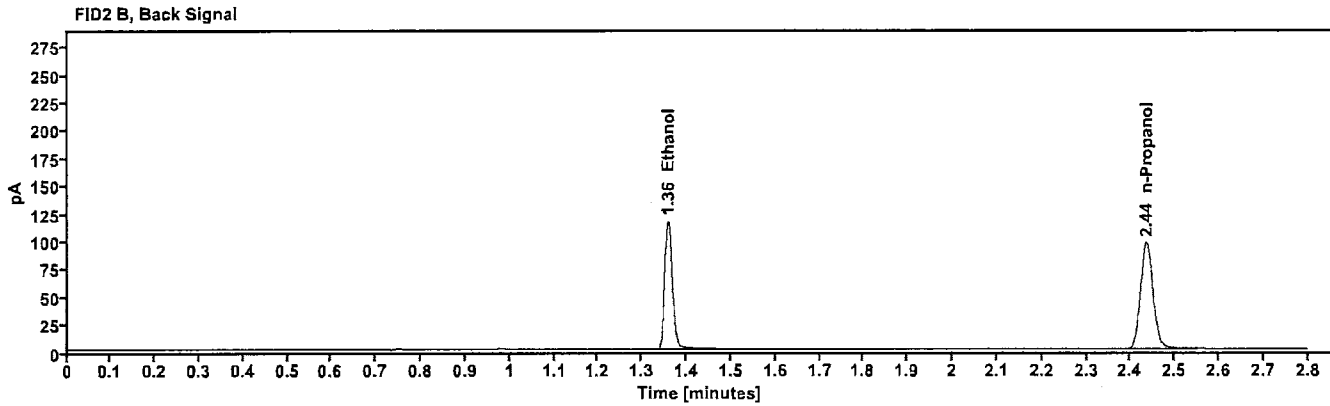
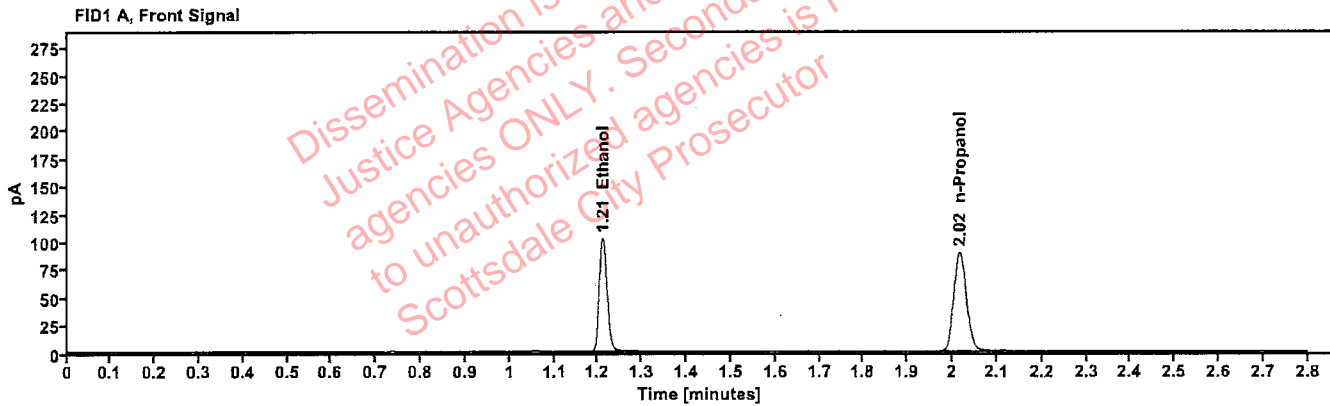


Table 1: FID 1 A (column DB-ALC1)

Compound	Amount (g/100mL)	Time (min)	Peak Area
>Ethanol	0.2060	1.210	129.974
n-Propanol	-----	2.016	177.773

Table 2: FID 2 B (column DB-ALC2)

Compound	Time (min)	Peak Area
Ethanol	1.358	142.236
n-Propanol	2.436	192.159

# Scottsdale Police Department Crime Lab Volatiles Analysis

<b>Sample:</b>	101921WB	<b>Vial:</b>	56
<b>Description:</b>	Negative	<b>LIMS ID:</b>	
<b>Method:</b>	ethanol quant.M	<b>Sequence:</b>	27Dec22
<b>Instrument:</b>	US14173023 CN14160045	<b>Injection date:</b>	12/27/2022 5:25:23 PM
<b>Data file:</b>	C:\Chem32\1\Data\27Dec22\56.D	<b>Analyst:</b>	Brooke

YB

Dissemination is restricted to Criminal Justice Agencies and authorized agencies ONLY. Secondary dissemination to unauthorized agencies is PROHIBITED. Scottsdale City Prosecutor

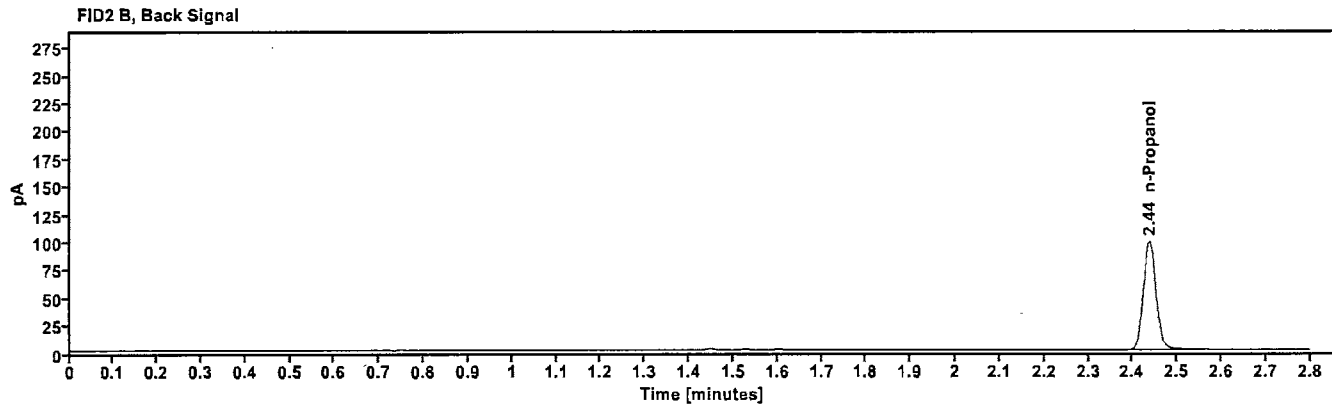
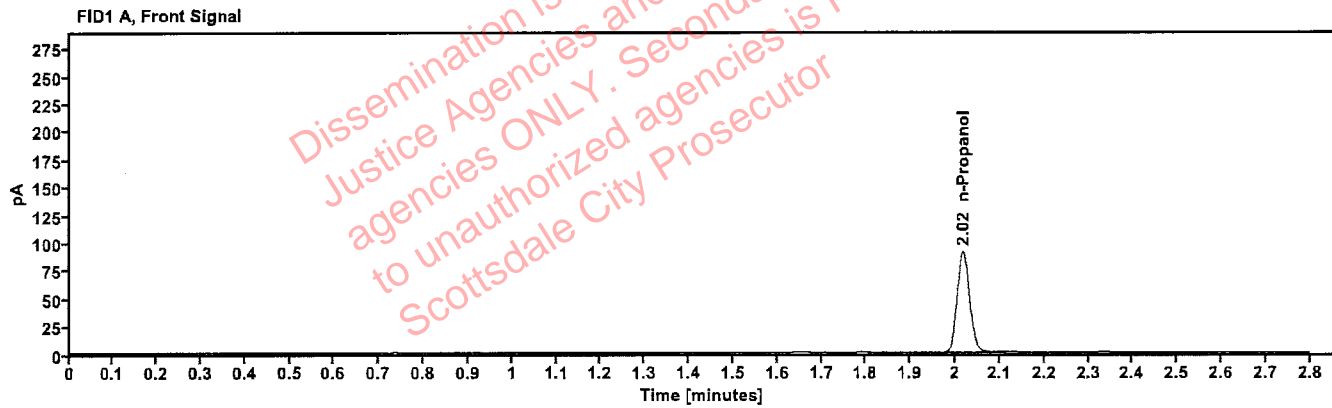


Table 1: FID 1 A (column DB-ALC1)

Compound	Amount (g/100mL)	Time (min)	Peak Area
n-Propanol	-----	2.017	180.652

Table 2: FID 2 B (column DB-ALC2)

Compound	Time (min)	Peak Area
n-Propanol	2.437	195.688

# Sequence Summary

Sequence name: 27Dec22      Instrument: US14173023 CN14160045      Analyst: Brooke

PB

Vial	Sample	Description	Type	LIMS ID	Method
1	FN10051909	0.020 calibrator	Calibration		ethanol quant.M
2	FN05311902	0.100 calibrator	Calibration		ethanol quant.M
3	FN02052101	0.200 calibrator	Calibration		ethanol quant.M
4	FN03052102	0.400 calibrator	Calibration		ethanol quant.M
5	100722AQ	Negative	Control		ethanol quant.M
6	050721MIX	Volatiles mix	Control		ethanol quant.M
7	11092018-A	0.400	Control		ethanol quant.M
8	14082019-B	0.040	Control		ethanol quant.M
9	4110320133/8	0.199	Control		ethanol quant.M
10	2224091-2		Sample		ethanol quant.M
11	2224091-2		Sample		ethanol quant.M
12	2224090-4		Sample		ethanol quant.M
13	2224090-4		Sample		ethanol quant.M
14	2224152-2		Sample		ethanol quant.M
15	2224152-2		Sample		ethanol quant.M
16	2224162-2		Sample		ethanol quant.M
17	2224162-2		Sample		ethanol quant.M
18	2224165-5		Sample		ethanol quant.M
19	2224165-5		Sample		ethanol quant.M
20	20012020-B	0.080	Control		ethanol quant.M
21	2224172-2		Sample		ethanol quant.M
22	2224172-2		Sample		ethanol quant.M
23	2224252-2		Sample		ethanol quant.M
24	2224252-2		Sample		ethanol quant.M
25	2224311-1		Sample		ethanol quant.M
26	2224311-1		Sample		ethanol quant.M
27	2224244-3		Sample		ethanol quant.M
28	2224244-3		Sample		ethanol quant.M
29	2224245-2		Sample		ethanol quant.M
30	2224245-2		Sample		ethanol quant.M
31	4110320133/8	0.199	Control		ethanol quant.M
32	2224341-2		Sample		ethanol quant.M
33	2224341-2		Sample		ethanol quant.M
34	2224338-2		Sample		ethanol quant.M
35	2224338-2		Sample		ethanol quant.M
36	2224385-2		Sample		ethanol quant.M
37	2224385-2		Sample		ethanol quant.M
38	2224420-1		Sample		ethanol quant.M
39	2224420-1		Sample		ethanol quant.M
40	2224259-3		Sample		ethanol quant.M
41	2224259-3		Sample		ethanol quant.M
42	20012020-B	0.080	Control		ethanol quant.M
43	2224334-2		Sample		ethanol quant.M
44	2224334-2		Sample		ethanol quant.M
45	394-01J.G.		Sample		ethanol quant.M
46	394-01J.G.		Sample		ethanol quant.M
47	411-1E.D.		Sample		ethanol quant.M

# Sequence Summary

RB

48	411-1E.D.		Sample		ethanol quant.M
49	390-01D.C.		Sample		ethanol quant.M
50	390-01D.C.		Sample		ethanol quant.M
51	2221389-2		Sample		ethanol quant.M
52	2221389-2		Sample		ethanol quant.M
53	11092018-A	0.400	Control		ethanol quant.M
54	14082019-B	0.040	Control		ethanol quant.M
55	4110320133/8	0.199	Control		ethanol quant.M
56	101921WB	Negative	Control		ethanol quant.M

Dissemination is restricted to Criminal Justice Agencies and authorized agencies ONLY. Secondary dissemination to unauthorized agencies is PROHIBITED.  
Scottsdale City Prosecutor

# Scottsdale Police Department Crime Laboratory Summary of Cases

1B

SEQUENCE NAME: 27Dec22

ANALYST: Brooke

Vials	Test 1 (g/dL)	Test 2 (g/dL)	Mean (g/dL)	Percent Difference*	Absolute Difference (g/dL)*
10 11	0.1741	0.1726	0.17335	0.43	0.00075
12 13	0.1680	0.1702	0.16910	0.65	0.00110
14 15	0.1317	0.1294	0.13055	0.88	0.00115
16 17	0.1016	0.1005	0.10105	0.54	0.00055
18 19	0.1491	0.1492	0.14915	0.03	0.00005
21 22	0.2065	0.2068	0.20665	0.07	0.00015
23 24	0.2569	0.2578	0.25735	0.17	0.00045
25 26	0.2250	0.2263	0.22565	0.29	0.00065
27 28	0.3068	0.3043	0.30555	0.41	0.00125
29 30	0.2547	0.2569	0.25580	0.43	0.00110
32 33	0.2322	0.2317	0.23195	0.11	0.00025
34 35	0.1264	0.1276	0.12700	0.47	0.00060
36 37	0.2114	0.2114	0.21140	0.00	0.00000
38 39	0.3031	0.2991	0.30110	0.66	0.00200
40 41	0.1847	0.1869	0.18580	0.59	0.00110
43 44	0.2286	0.2315	0.23005	0.63	0.00145
45 46	0.1417	0.1412	0.14145	0.18	0.00025
47 48	0.1552	0.1571	0.15615	0.61	0.00095
49 50	0.1223	0.1216	0.12195	0.29	0.00035
51 52	0.1277	0.1278	0.12775	0.04	0.00005

\*Calculated differences are differences from the mean of the two results.

# Scottsdale Forensic Lab

## Blood Alcohol Pipetting Log

YB

ANALYST: Brooke

SEQUENCE: 27Dec22

Instrument Position	Headspace Vial 1	Headspace Vial 2	Blood Tube	Barcode Match
Vials 10 and 11	2224091-2	2224091-2	2224091-2	Yes
Vials 12 and 13	2224090-4	2224090-4	2224090-4	Yes
Vials 14 and 15	2224152-2	2224152-2	2224152-2	Yes
Vials 16 and 17	2224162-2	2224162-2	2224162-2	Yes
Vials 18 and 19	2224165-5	2224165-5	2224165-5	Yes
Vials 21 and 22	2224172-2	2224172-2	2224172-2	Yes
Vials 23 and 24	2224252-2	2224252-2	2224252-2	Yes
Vials 25 and 26	2224311-1	2224311-1	2224311-1	Yes
Vials 27 and 28	2224244-3	2224244-3	2224244-3	Yes
Vials 29 and 30	2224245-2	2224245-2	2224245-2	Yes
Vials 32 and 33	2224341-2	2224341-2	2224341-2	Yes
Vials 34 and 35	2224338-2	2224338-2	2224338-2	Yes
Vials 36 and 37	2224385-2	2224385-2	2224385-2	Yes
Vials 38 and 39	2224420-1	2224420-1	2224420-1	Yes
Vials 40 and 41	2224259-3	2224259-3	2224259-3	Yes
Vials 43 and 44	2224334-2	2224334-2	2224334-2	Yes
Vials 45 and 46	394-01J.G.	394-01J.G.	394-01J.G.	Yes
Vials 47 and 48	411-1E.D.	411-1E.D.	411-1E.D.	Yes
Vials 49 and 50	390-01D.C.	390-01D.C.	390-01D.C.	Yes
Vials 51 and 52	2221389-2	2221389-2	2221389-2	Yes

### Scottsdale Police Department Crime Lab Volatiles Analysis

Sample:	2224091-2	Vial:	10
Description:	[REDACTED]	LIMS ID:	[REDACTED]
Method:	ethanol quant.M	Sequence:	27Dec22
Instrument:	US14173023 CN14160045	Injection date:	12/27/2022 2:19:23 PM
Data file:	C:\Chem32\1\Data\27Dec22\10.D	Analyst:	Brooke

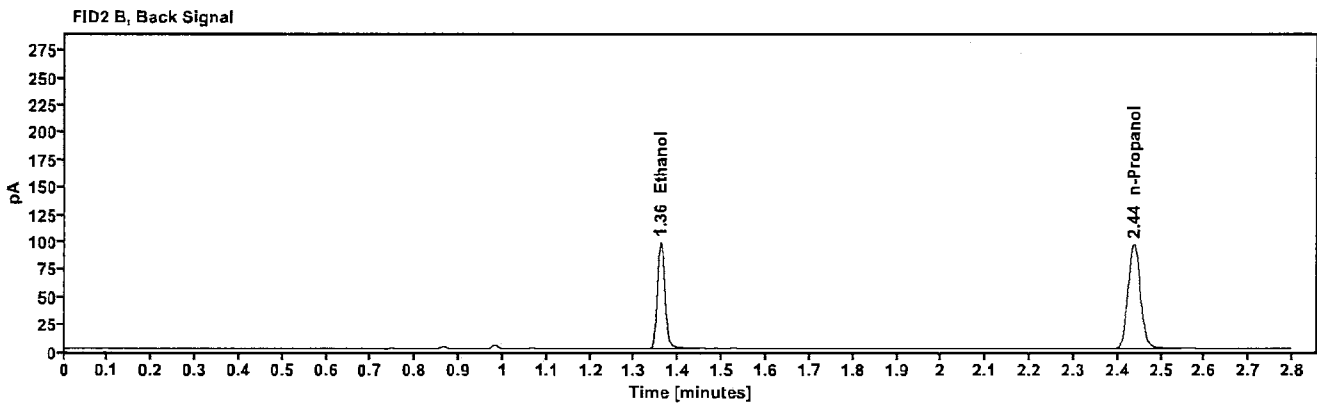
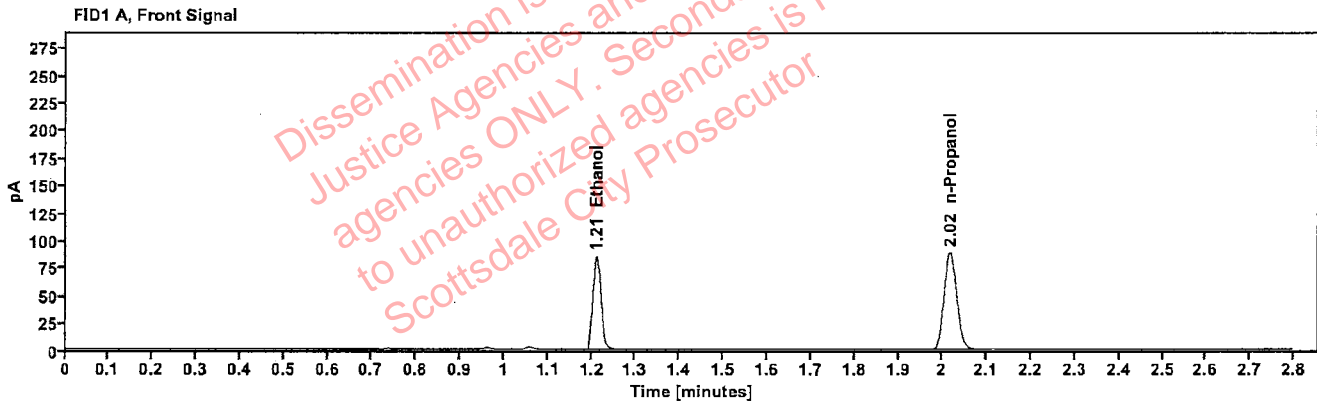


Table 1: FID 1 A (column DB-ALC1)

Compound	Amount (g/100mL)	Time (min)	Peak Area
>Ethanol	0.1741	1.211	108.559
n-Propanol	-----	2.017	175.913

Table 2: FID 2 B (column DB-ALC2)

Compound	Time (min)	Peak Area
Ethanol	1.359	118.295
n-Propanol	2.437	190.285

### Scottsdale Police Department Crime Lab Volatiles Analysis

Sample:	2224091-2	Vial:	11
Description:	[REDACTED]	LIMS ID:	[REDACTED]
Method:	ethanol quant.M	Sequence:	27Dec22
Instrument:	US14173023 CN14160045	Injection date:	12/27/2022 2:23:23 PM
Data file:	C:\Chem32\1\Data\27Dec22\11.D	Analyst:	Brooke

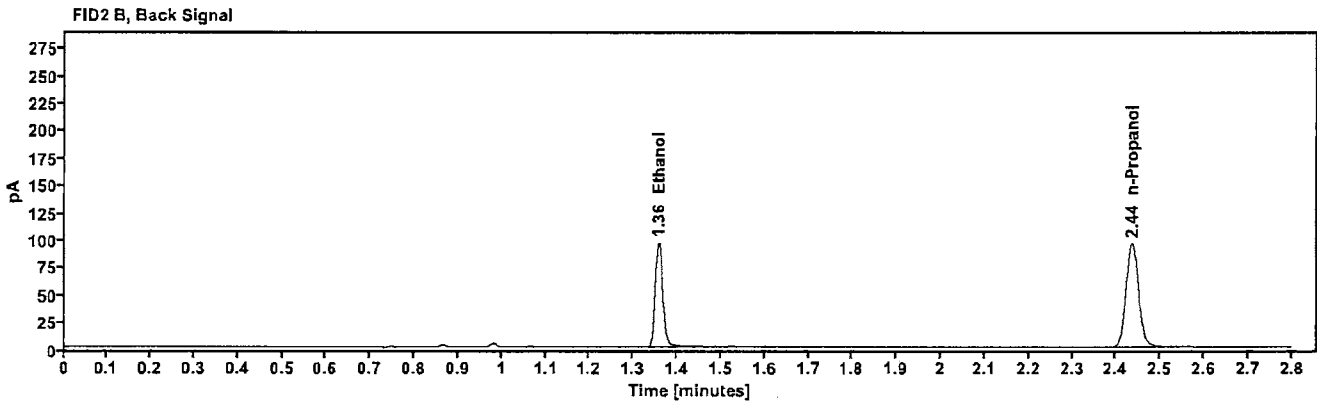
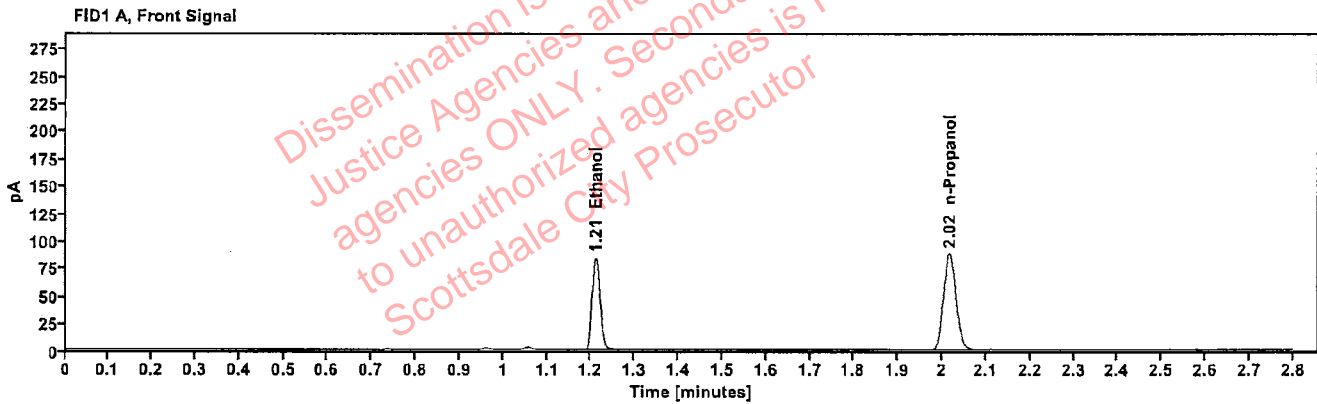


Table 1: FID 1 A (column DB-ALC1)

Compound	Amount (g/100mL)	Time (min)	Peak Area
>Ethanol	0.1726	1.210	107.030
n-Propanol	---	2.016	174.955

Table 2: FID 2 B (column DB-ALC2)

Compound	Time (min)	Peak Area
Ethanol	1.358	116.489
n-Propanol	2.436	189.143



### Scottsdale Police Department Crime Lab Volatiles Analysis

Sample:	2224090-4	Vial:	12
Description:	[REDACTED]	LIMS ID:	[REDACTED]
Method:	ethanol quant.M	Sequence:	27Dec22
Instrument:	US14173023 CN14160045	Injection date:	12/27/2022 2:27:23 PM
Data file:	C:\Chem32\1\Data\27Dec22\12.D	Analyst:	Brooke

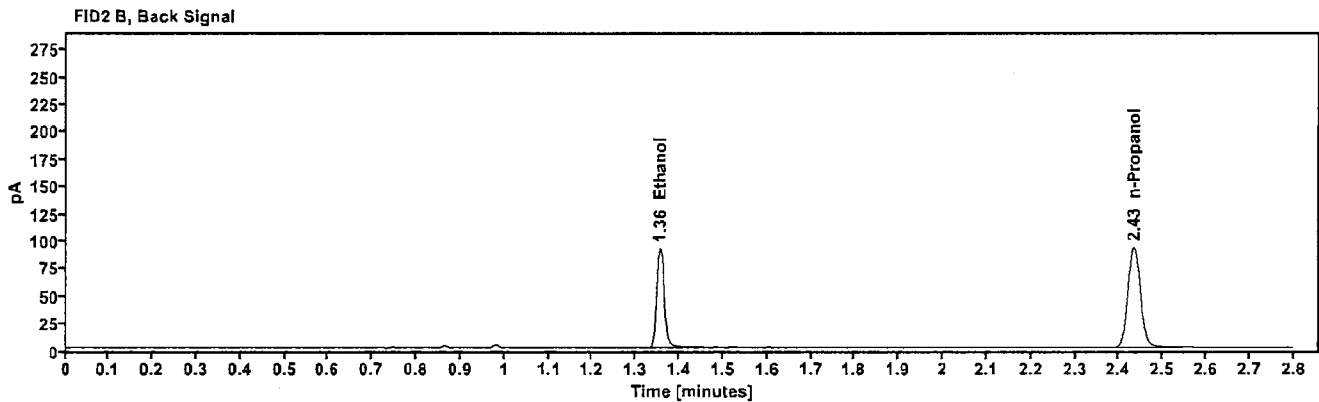
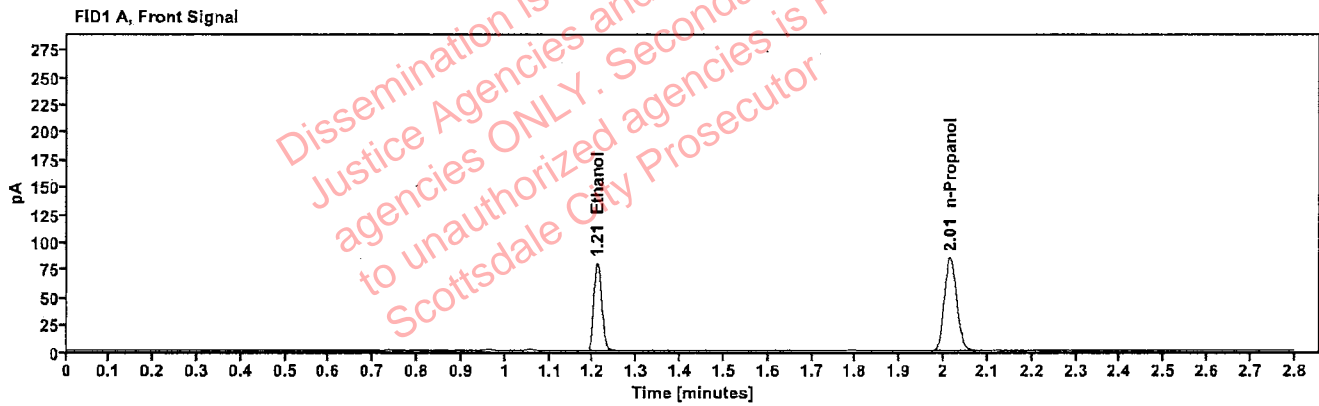


Table 1: FID 1 A (column DB-ALC1)

Compound	Amount (g/100mL)	Time (min)	Peak Area
>Ethanol	0.1680	1.209	101.049
n-Propanol	—	2.015	169.656

Table 2: FID 2 B (column DB-ALC2)

Compound	Time (min)	Peak Area
Ethanol	1.355	110.395
n-Propanol	2.434	183.547

### Scottsdale Police Department Crime Lab Volatiles Analysis

Sample:	2224090-4	Vial:	13
Description:	[REDACTED]	LIMS ID:	[REDACTED]
Method:	ethanol quant.M	Sequence:	27Dec22
Instrument:	US14173023 CN14160045	Injection date:	12/27/2022 2:31:38 PM
Data file:	C:\Chem32\1\Data\27Dec22\13.D	Analyst:	Brooke

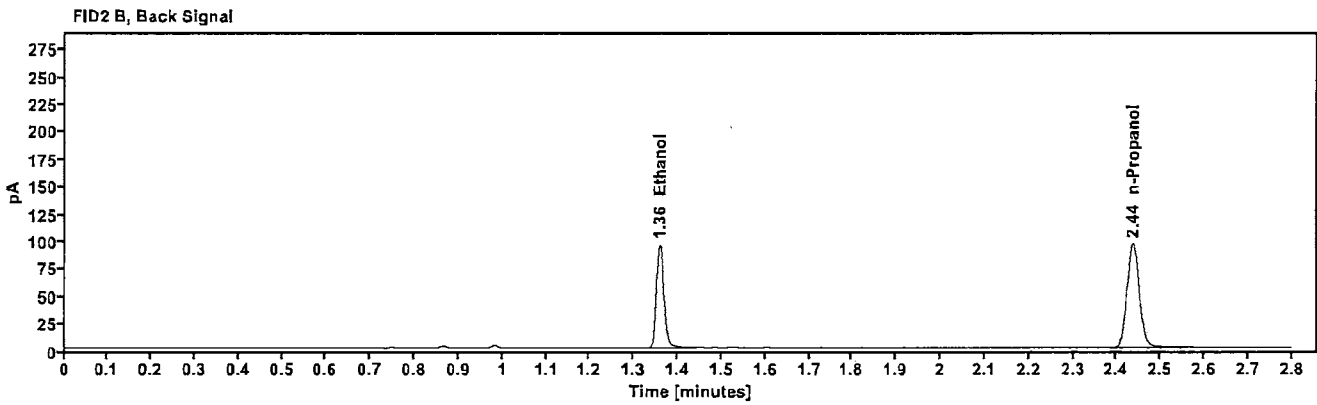
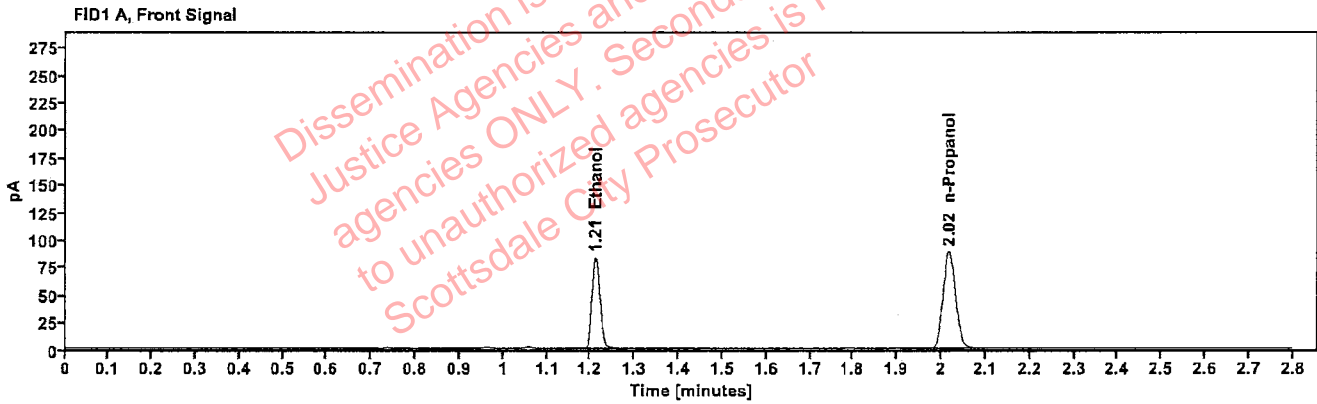


Table 1: FID 1 A (column DB-ALC1)

Compound	Amount (g/100mL)	Time (min)	Peak Area
>Ethanol	0.1702	1.211	105.930
n-Propanol	---	2.017	175.583

Table 2: FID 2 B (column DB-ALC2)

Compound	Time (min)	Peak Area
Ethanol	1.359	115.357
n-Propanol	2.437	189.987

### Scottsdale Police Department Crime Lab Volatiles Analysis

Sample:	2224152-2	Vial:	14
Description:	[REDACTED]	LIMS ID:	[REDACTED]
Method:	ethanol quant.M	Sequence:	27Dec22
Instrument:	US14173023 CN14160045	Injection date:	12/27/2022 2:35:38 PM
Data file:	C:\Chem32\1\Data\27Dec22\14.D	Analyst:	Brooke

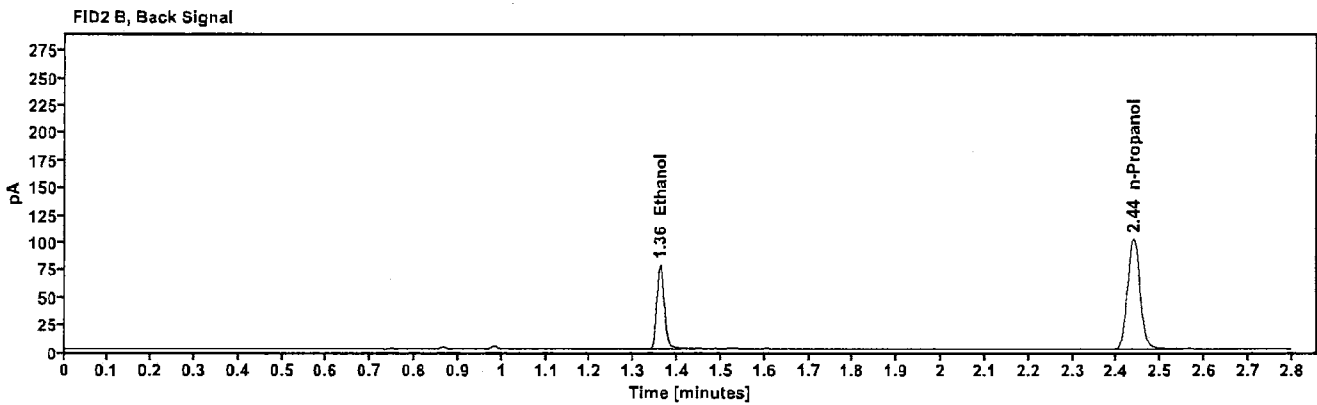
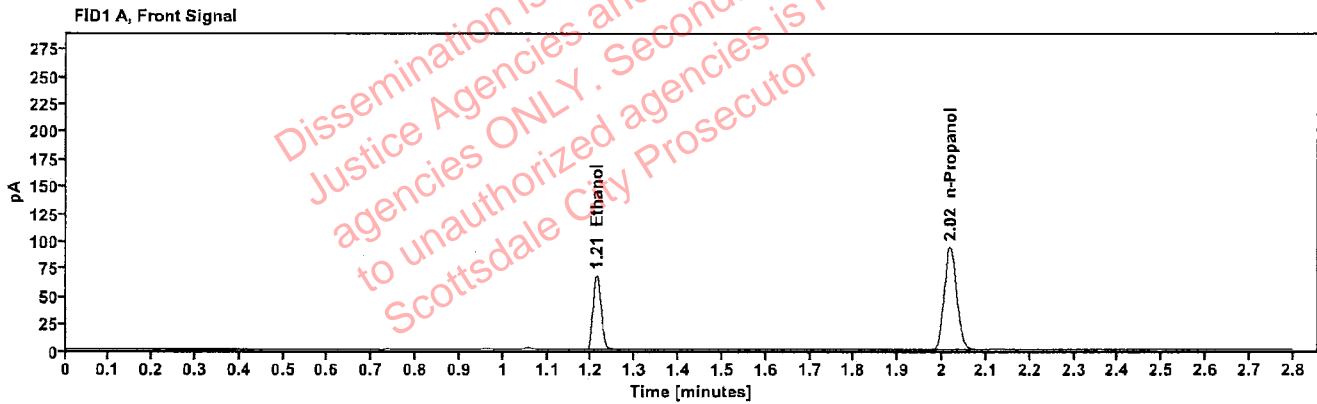


Table 1: FID 1 A (column DB-ALC1)

Compound	Amount (g/100mL)	Time (min)	Peak Area
>Ethanol	0.1317	1.212	86.910
n-Propanol	-----	2.018	186.614

Table 2: FID 2 B (column DB-ALC2)

Compound	Time (min)	Peak Area
Ethanol	1.360	94.620
n-Propanol	2.438	201.947

### Scottsdale Police Department Crime Lab Volatiles Analysis

Sample:	2224152-2	Vial:	15
Description:	[REDACTED]	LIMS ID:	[REDACTED]
Method:	ethanol quant.M	Sequence:	27Dec22
Instrument:	US14173023 CN14160045	Injection date:	12/27/2022 2:39:38 PM
Data file:	C:\Chem32\1\Data\27Dec22\15.D	Analyst:	Brooke

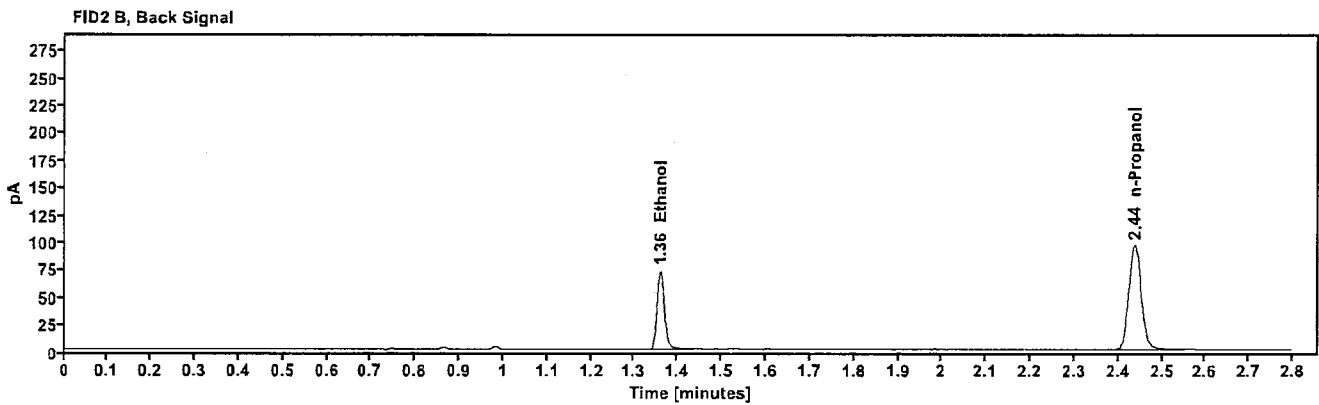
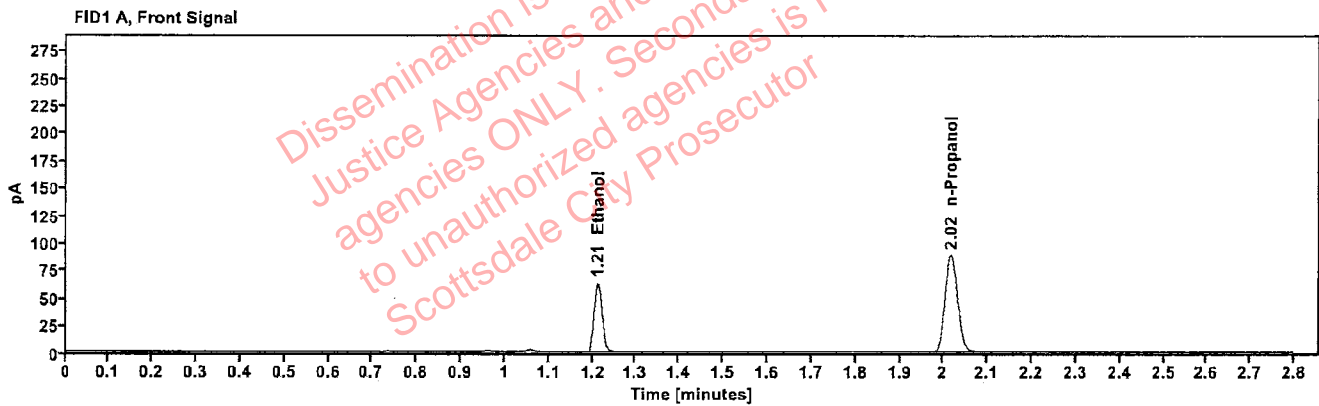


Table 1: FID 1 A (column DB-ALC1)

Compound	Amount (g/100mL)	Time (min)	Peak Area
>Ethanol	0.1294	1.212	80.423
n-Propanol	-----	2.017	175.772

Table 2: FID 2 B (column DB-ALC2)

Compound	Time (min)	Peak Area
Ethanol	1.360	87.471
n-Propanol	2.437	190.020

### Scottsdale Police Department Crime Lab Volatiles Analysis

Sample:	2224162-2	Vial:	16
Description:		LIMS ID:	
Method:	ethanol quant.M	Sequence:	27Dec22
Instrument:	US14173023 CN14160045	Injection date:	12/27/2022 2:43:38 PM
Data file:	C:\Chem32\1\Data\27Dec22\16.D	Analyst:	Brooke

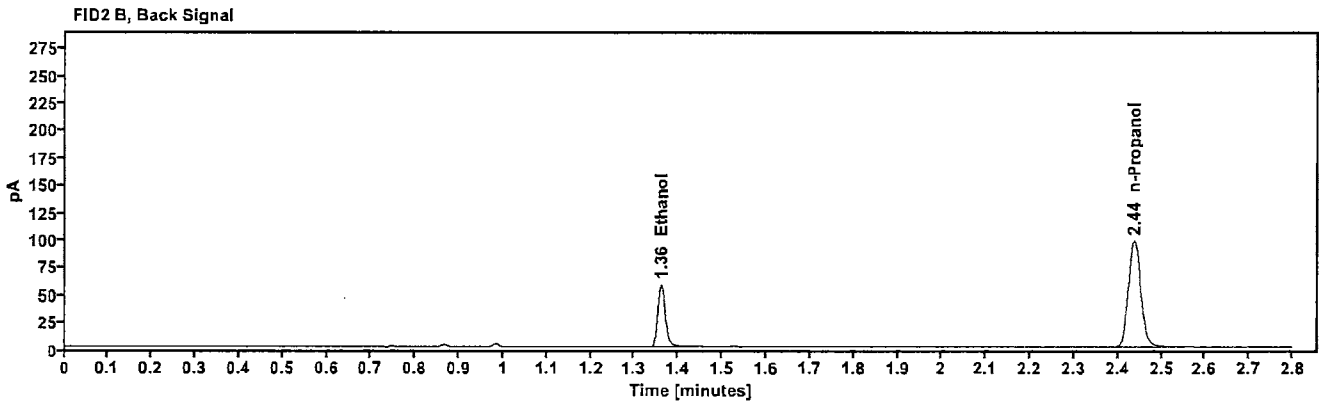
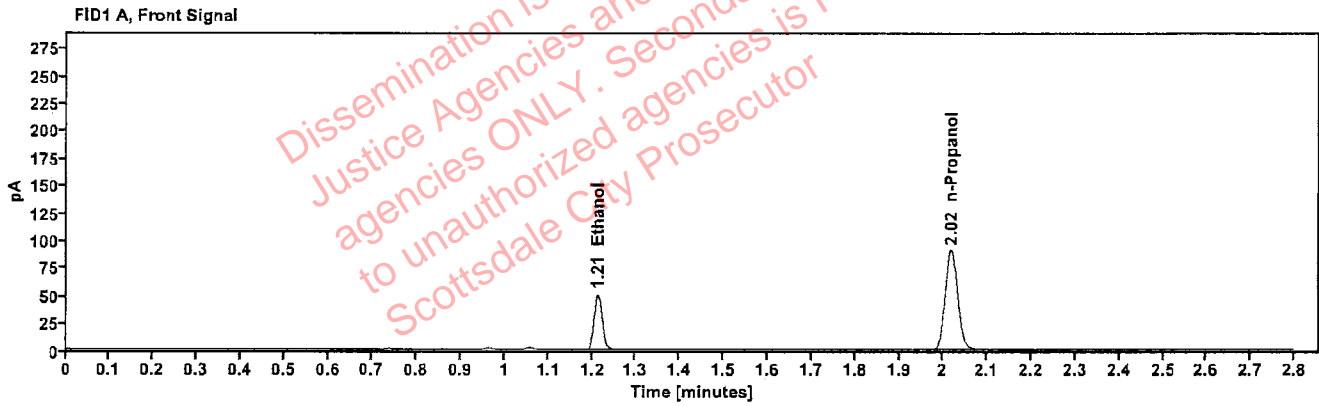


Table 1: FID 1 A (column DB-ALC1)

Compound	Amount (g/100mL)	Time (min)	Peak Area
>Ethanol	0.1016	1.212	64.272
n-Propanol	---	2.018	179.424

Table 2: FID 2 B (column DB-ALC2)

Compound	Time (min)	Peak Area
Ethanol	1.360	69.512
n-Propanol	2.438	194.002

### Scottsdale Police Department Crime Lab Volatiles Analysis

Sample:	2224162-2	Vial:	17
Description:	[REDACTED]	LIMS ID:	[REDACTED]
Method:	ethanol quant.M	Sequence:	27Dec22
Instrument:	US14173023 CN14160045	Injection date:	12/27/2022 2:47:39 PM
Data file:	C:\Chem32\1\Data\27Dec22\17.D	Analyst:	Brooke

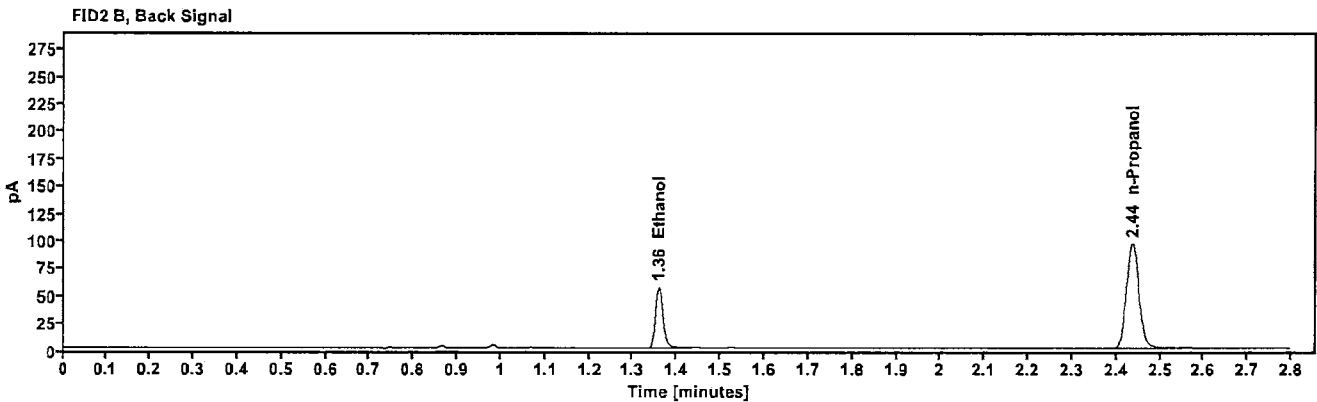
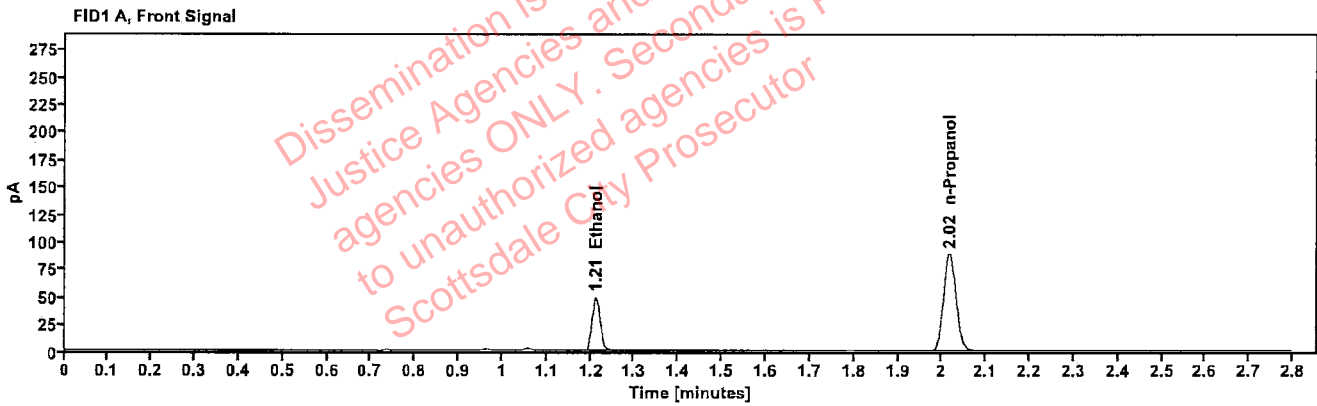


Table 1: FID 1 A (column DB-ALC1)

Compound	Amount (g/100mL)	Time (min)	Peak Area
>Ethanol	0.1005	1.211	62.583
n-Propanol	---	2.017	176.598

Table 2: FID 2 B (column DB-ALC2)

Compound	Time (min)	Peak Area
Ethanol	1.359	67.798
n-Propanol	2.437	190.969

██████████: Brooke, Phillip - (28-Dec-2022)

Case: ██████████ User: pbrooke 12/28/2022

### Scottsdale Police Department Crime Lab Volatiles Analysis

Sample:	2224165-5	Vial:	18
Description:	██████████	LIMS ID:	██████████
Method:	ethanol quant.M	Sequence:	27Dec22
Instrument:	US14173023 CN14160045	Injection date:	12/27/2022 2:51:39 PM
Data file:	C:\Chem32\1\Data\27Dec22\18.D	Analyst:	Brooke

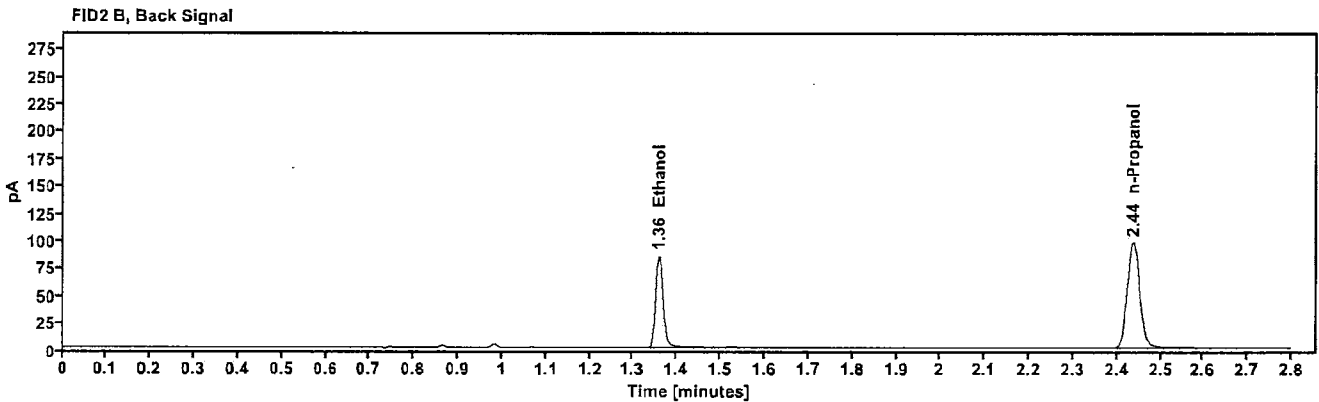
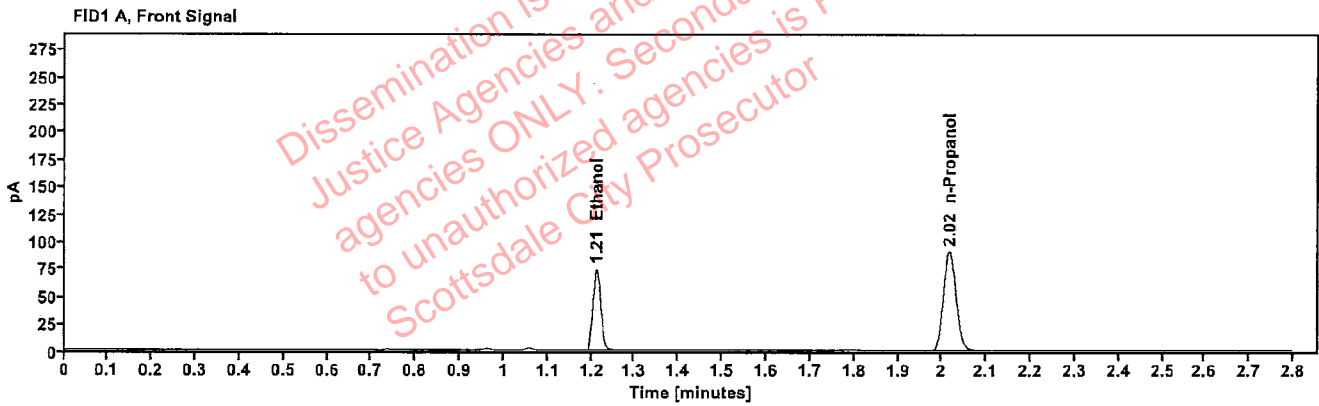


Table 1: FID 1 A (column DB-ALC1)

Compound	Amount (g/100mL)	Time (min)	Peak Area
>Ethanol	0.1491	1.211	94.557
n-Propanol	-----	2.017	179.104

Table 2: FID 2 B (column DB-ALC2)

Compound	Time (min)	Peak Area
Ethanol	1.359	103.087
n-Propanol	2.437	193.617

Case: [REDACTED]: Brooke, Phillip - (28-Dec-2022)

User: pbrooke 12/28/2022

### Scottsdale Police Department Crime Lab Volatiles Analysis

Sample:	2224165-5	Vial:	19
Description:	[REDACTED]	LIMS ID:	[REDACTED]
Method:	ethanol quant.M	Sequence:	27Dec22
Instrument:	US14173023 CN14160045	Injection date:	12/27/2022 2:55:54 PM
Data file:	C:\Chem32\1\Data\27Dec22\19.D	Analyst:	Brooke

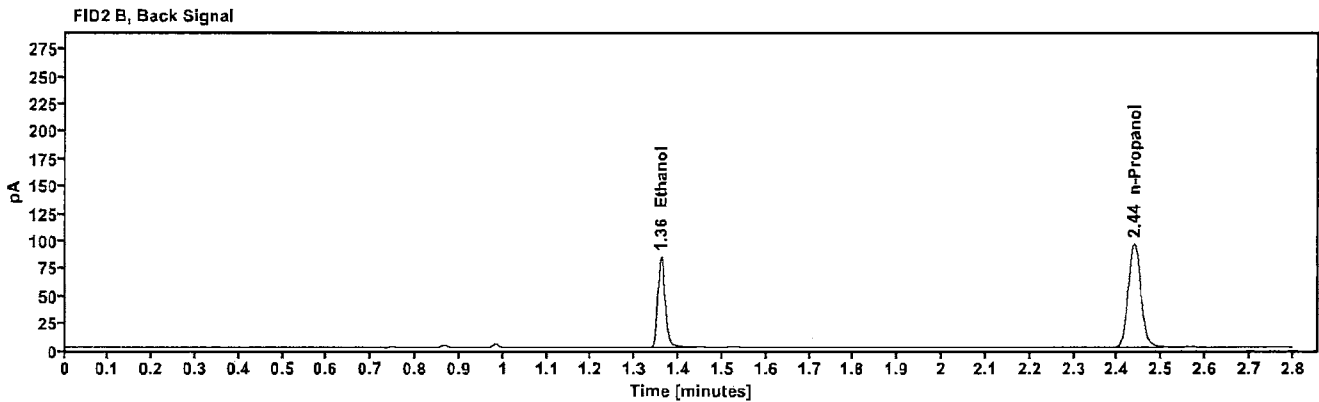
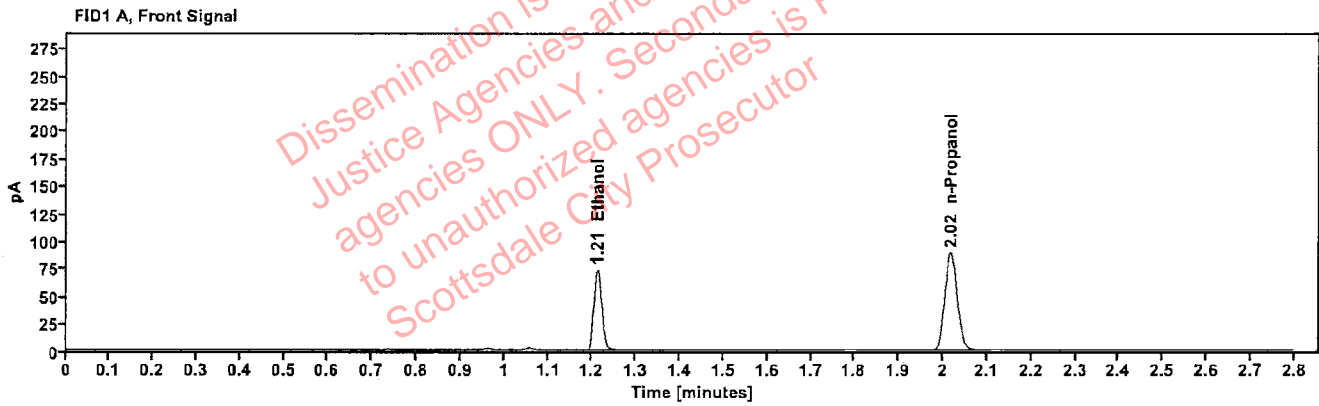


Table 1: FID 1 A (column DB-ALC1)

Compound	Amount (g/100mL)	Time (min)	Peak Area
>Ethanol	0.1492	1.212	93.207
n-Propanol	---	2.017	176.418

Table 2: FID 2 B (column DB-ALC2)

Compound	Time (min)	Peak Area
Ethanol	1.360	101.361
n-Propanol	2.438	190.822



### Scottsdale Police Department Crime Lab Volatiles Analysis

Sample:	2224172-2	Vial:	21
Description:	[REDACTED]	LIMS ID:	[REDACTED]
Method:	ethanol quant.M	Sequence:	27Dec22
Instrument:	US14173023 CN14160045	Injection date:	12/27/2022 3:03:54 PM
Data file:	C:\Chem32\1\Data\27Dec22\21.D	Analyst:	Brooke

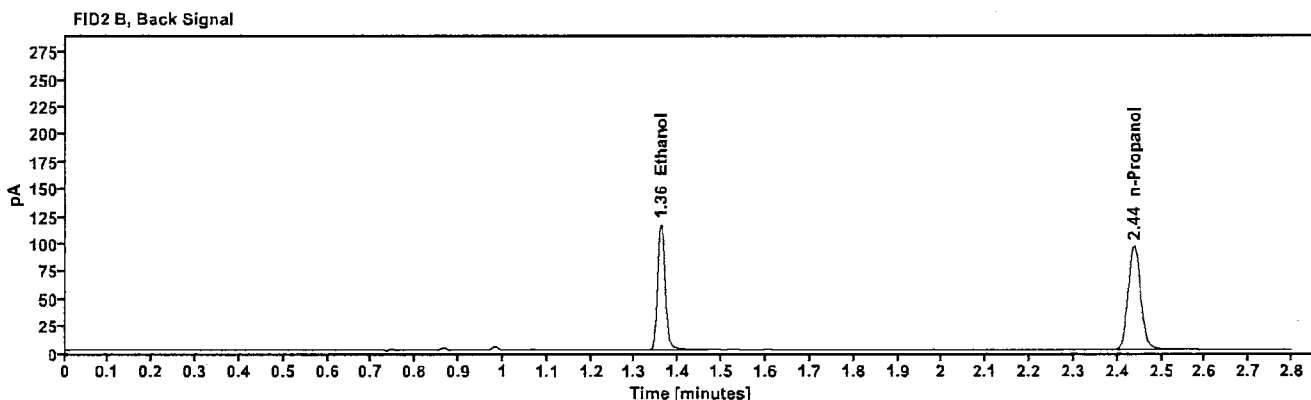
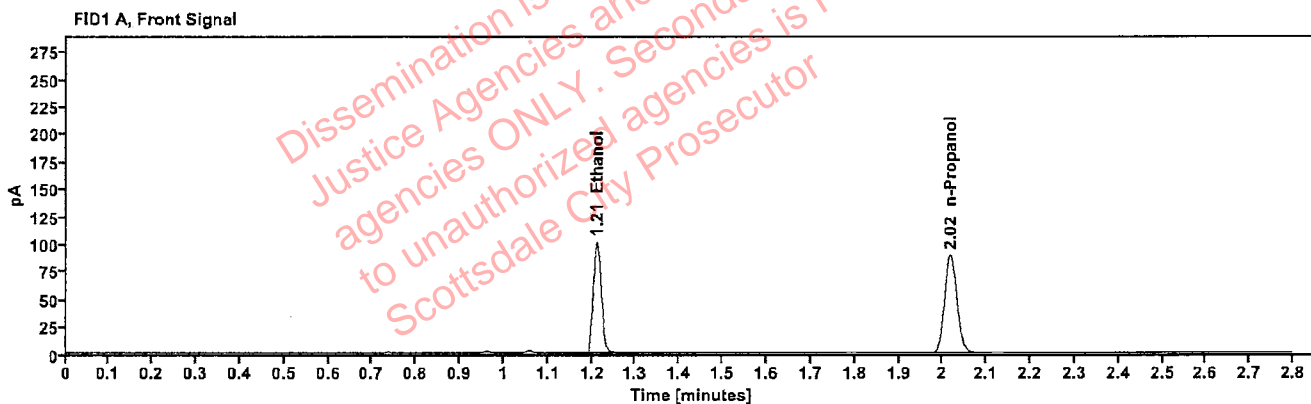


Table 1: FID 1 A (column DB-ALC1)

Compound	Amount (g/100mL)	Time (min)	Peak Area
>Ethanol	0.2065	1.211	129.103
n-Propanol	---	2.017	176.145

Table 2: FID 2 B (column DB-ALC2)

Compound	Time (min)	Peak Area
Ethanol	1.359	141.113
n-Propanol	2.437	190.169

### Scottsdale Police Department Crime Lab Volatiles Analysis

Sample:	2224172-2	Vial:	22
Description:	[REDACTED]	LIMS ID:	[REDACTED]
Method:	ethanol quant.M	Sequence:	27Dec22
Instrument:	US14173023 CN14160045	Injection date:	12/27/2022 3:07:54 PM
Data file:	C:\Chem32\1\Data\27Dec22\22.D	Analyst:	Brooke

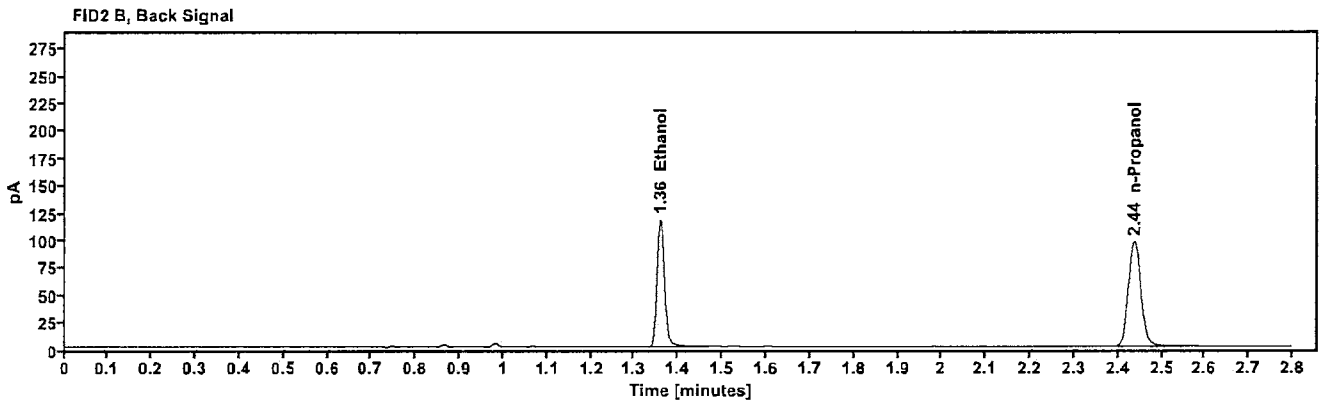
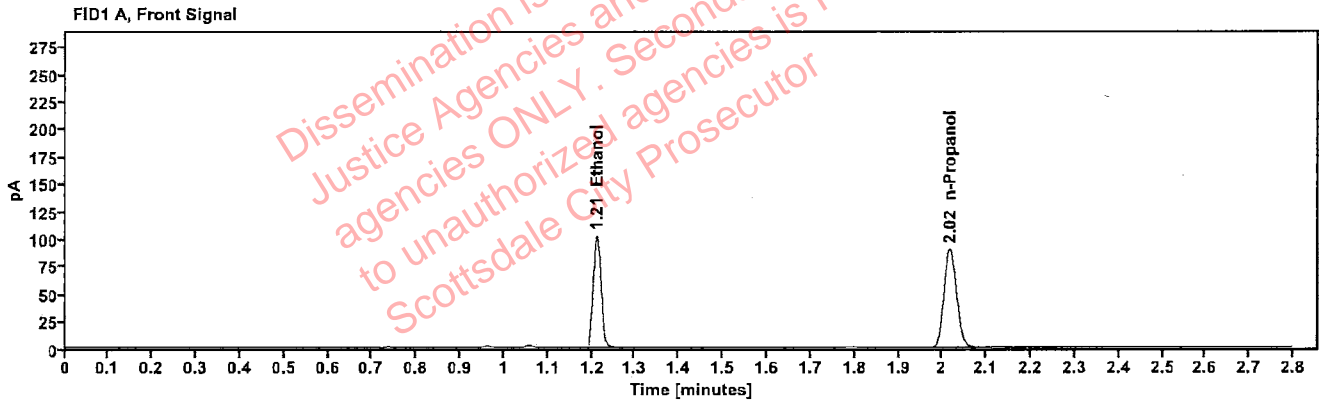


Table 1: FID 1 A (column DB-ALC1)

Compound	Amount (g/100mL)	Time (min)	Peak Area
>Ethanol	0.2068	1.211	130.620
n-Propanol	---	2.017	177.936

Table 2: FID 2 B (column DB-ALC2)

Compound	Time (min)	Peak Area
Ethanol	1.359	142.891
n-Propanol	2.437	192.153

### Scottsdale Police Department Crime Lab Volatiles Analysis

Sample:	2224252-2	Vial:	23
Description:		LIMS ID:	
Method:	ethanol quant.M	Sequence:	27Dec22
Instrument:	US14173023 CN14160045	Injection date:	12/27/2022 3:11:54 PM
Data file:	C:\Chem32\1\Data\27Dec22\23.D	Analyst:	Brooke

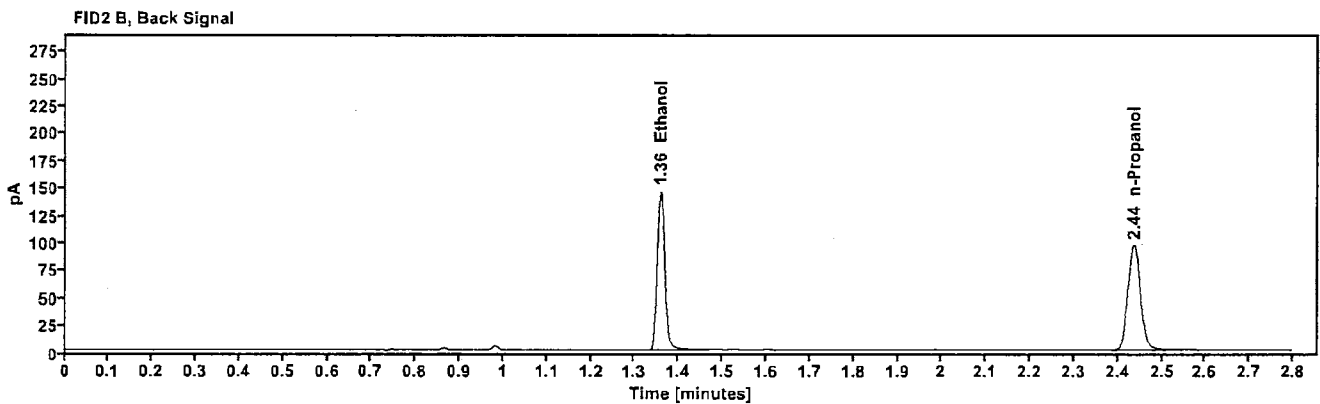
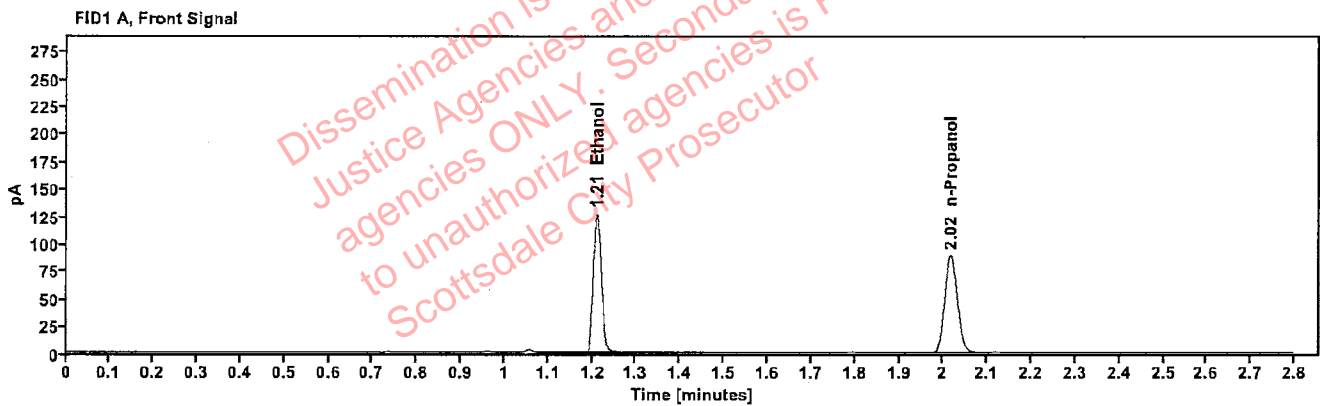


Table 1: FID 1 A (column DB-ALC1)

Compound	Amount (g/100mL)	Time (min)	Peak Area
>Ethanol	0.2569	1.211	161.744
n-Propanol	-----	2.017	177.186

Table 2: FID 2 B (column DB-ALC2)

Compound	Time (min)	Peak Area
Ethanol	1.359	176.870
n-Propanol	2.437	191.463

### Scottsdale Police Department Crime Lab Volatiles Analysis

Sample:	2224252-2	Vial:	24
Description:	[REDACTED]	LIMS ID:	[REDACTED]
Method:	ethanol quant.M	Sequence:	27Dec22
Instrument:	US14173023 CN14160045	Injection date:	12/27/2022 3:15:54 PM
Data file:	C:\Chem32\1\Data\27Dec22\24.D	Analyst:	Brooke

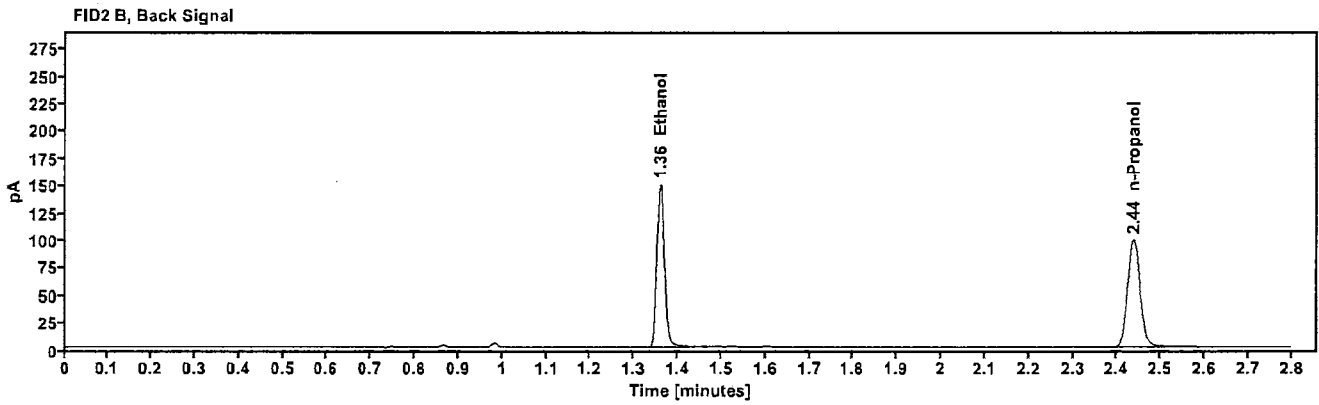
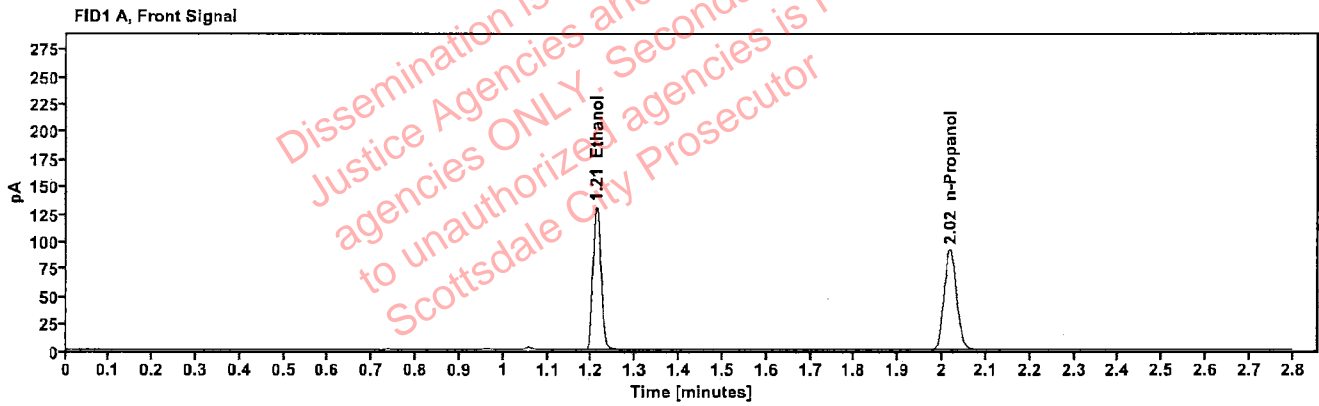


Table 1: FID 1 A (column DB-ALC1)

Compound	Amount (g/100mL)	Time (min)	Peak Area
>Ethanol	0.2578	1.211	166.552
n-Propanol	-----	2.017	181.774

Table 2: FID 2 B (column DB-ALC2)

Compound	Time (min)	Peak Area
Ethanol	1.359	182.289
n-Propanol	2.437	196.625

### Scottsdale Police Department Crime Lab Volatiles Analysis

Sample:	2224311-1	Vial:	25
Description:	[REDACTED]	LIMS ID:	[REDACTED]
Method:	ethanol quant.M	Sequence:	27Dec22
Instrument:	US14173023 CN14160045	Injection date:	12/27/2022 3:20:09 PM
Data file:	C:\Chem32\1\Data\27Dec22\25.D	Analyst:	Brooke

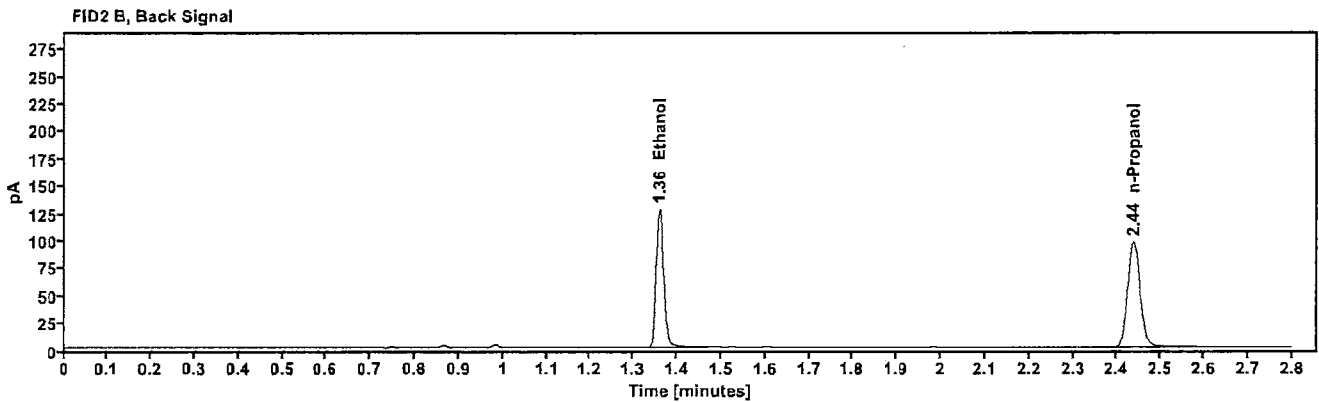
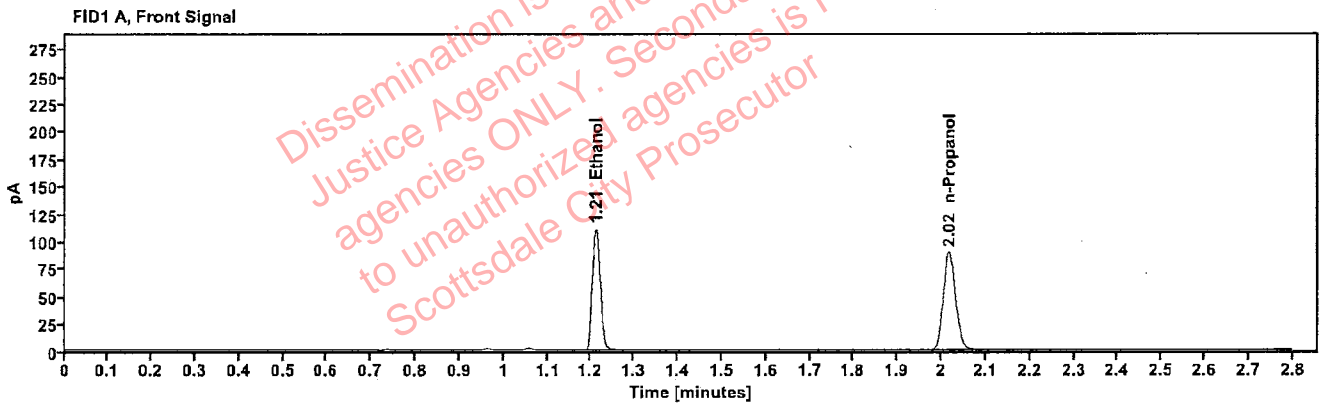


Table 1: FID 1 A (column DB-ALC1)

Compound	Amount (g/100mL)	Time (min)	Peak Area
>Ethanol	0.2250	1.211	141.625
n-Propanol	-----	2.017	177.222

Table 2: FID 2 B (column DB-ALC2)

Compound	Time (min)	Peak Area
Ethanol	1.360	154.771
n-Propanol	2.438	191.283

### Scottsdale Police Department Crime Lab Volatiles Analysis

Sample:	2224311-1	Vial:	26
Description:	[REDACTED]	LIMS ID:	[REDACTED]
Method:	ethanol quant.M	Sequence:	27Dec22
Instrument:	US14173023 CN14160045	Injection date:	12/27/2022 3:24:09 PM
Data file:	C:\Chem32\1\Data\27Dec22\26.D	Analyst:	Brooke

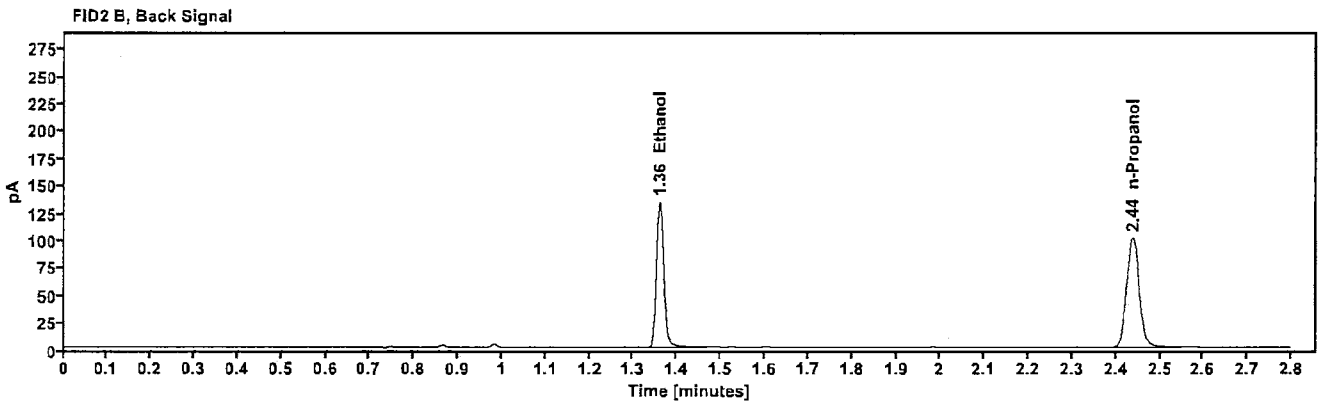
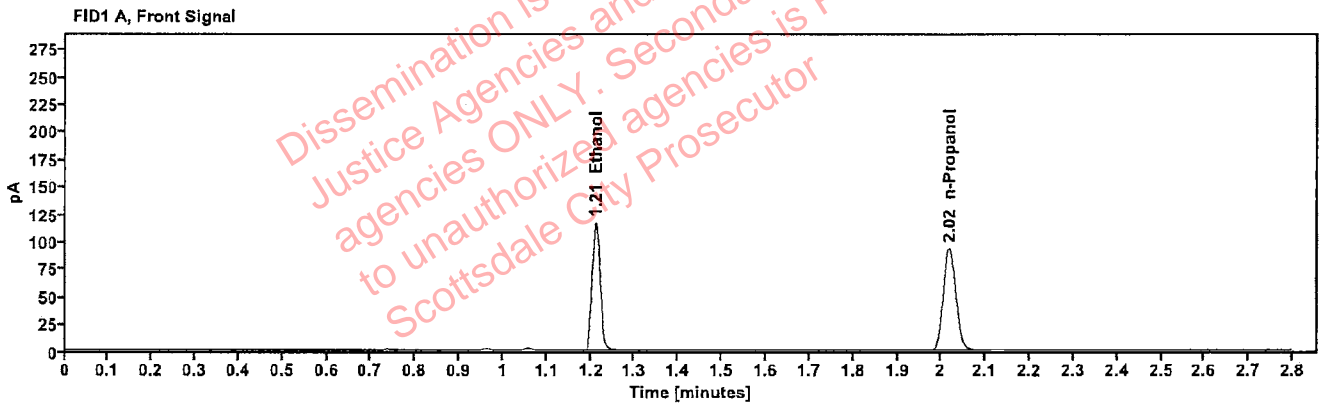


Table 1: FID 1 A (column DB-ALC1)

Compound	Amount (g/100mL)	Time (min)	Peak Area
>Ethanol	0.2263	1.211	149.173
n-Propanol	---	2.017	185.629

Table 2: FID 2 B (column DB-ALC2)

Compound	Time (min)	Peak Area
Ethanol	1.360	163.060
n-Propanol	2.438	200.502

### Scottsdale Police Department Crime Lab Volatiles Analysis

Sample:	2224244-3	Vial:	27
Description:		LIMS ID:	
Method:	ethanol quant.M	Sequence:	27Dec22
Instrument:	US14173023 CN14160045	Injection date:	12/27/2022 3:28:09 PM
Data file:	C:\Chem32\1\Data\27Dec22\27.D	Analyst:	Brooke

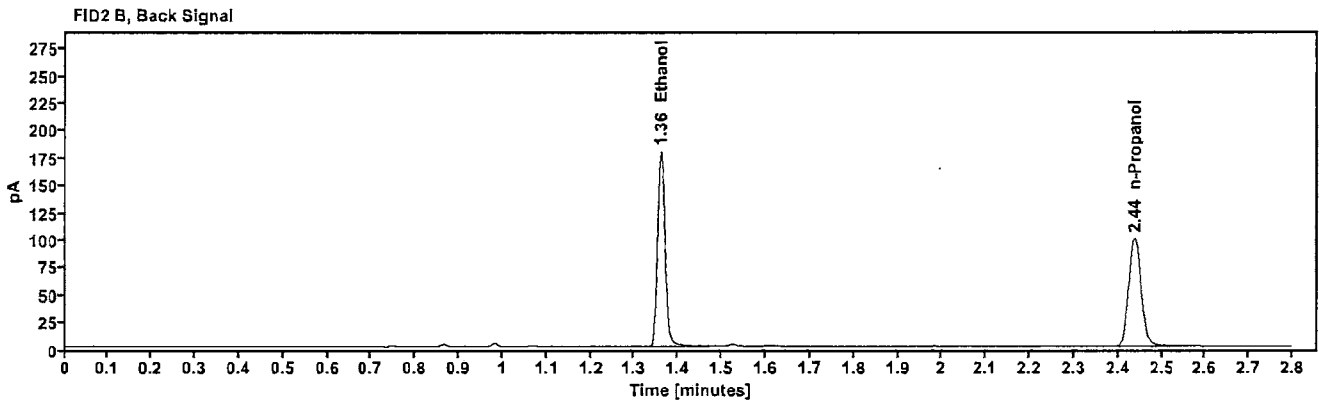
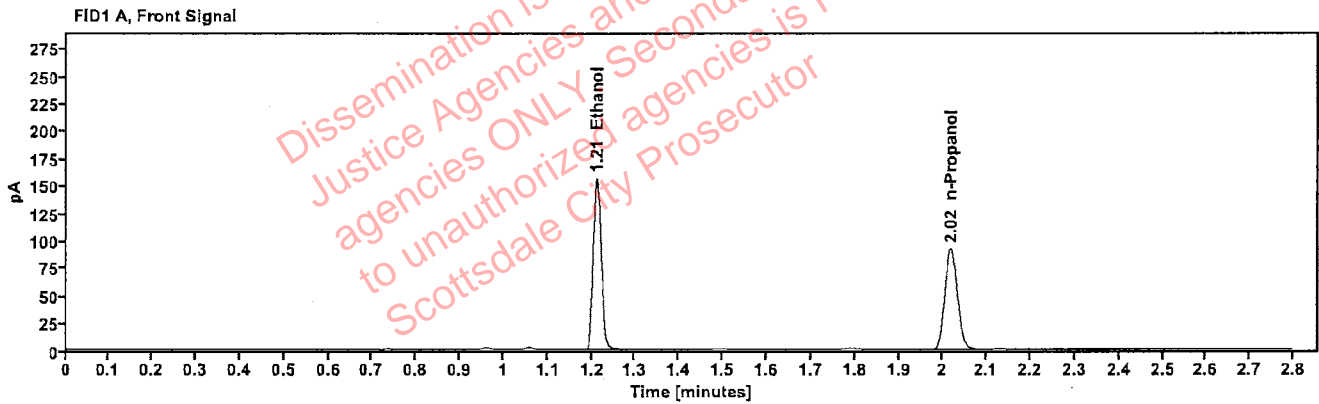


Table 1: FID 1 A (column DB-ALC1)

Compound	Amount (g/100mL)	Time (min)	Peak Area
>Ethanol	0.3068	1.211	199.672
n-Propanol	-----	2.018	182.998

Table 2: FID 2 B (column DB-ALC2)

Compound	Time (min)	Peak Area
Ethanol	1.360	218.624
n-Propanol	2.438	197.419

### Scottsdale Police Department Crime Lab Volatiles Analysis

Sample:	2224244-3	Vial:	28
Description:	[REDACTED]	LIMS ID:	[REDACTED]
Method:	ethanol quant.M	Sequence:	27Dec22
Instrument:	US14173023 CN14160045	Injection date:	12/27/2022 3:32:09 PM
Data file:	C:\Chem32\1\Data\27Dec22\28.D	Analyst:	Brooke

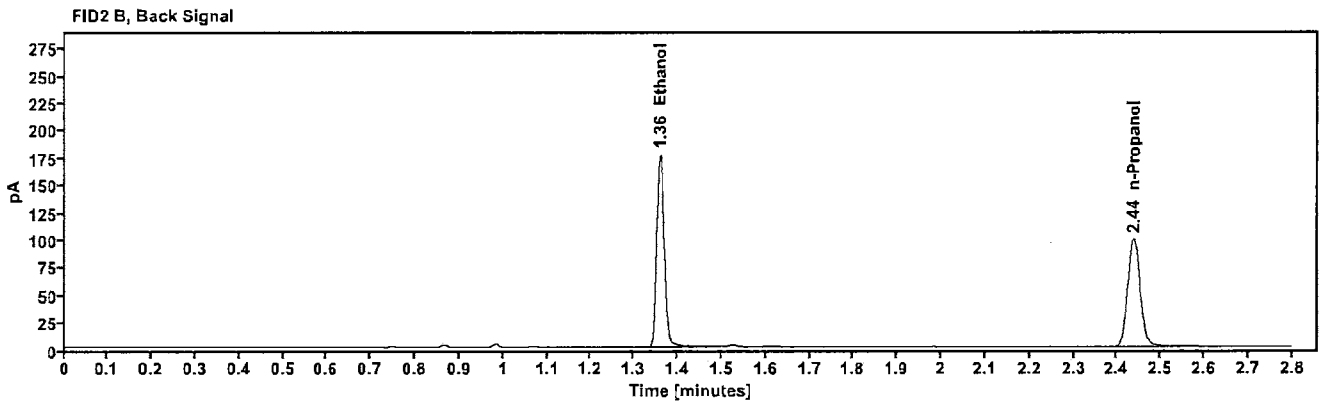
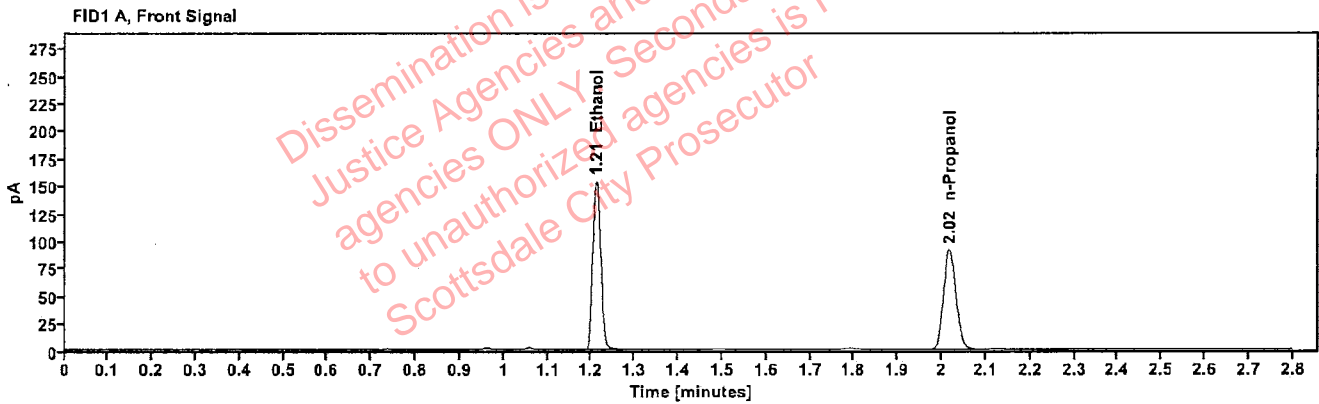


Table 1: FID 1 A (column DB-ALC1)

Compound	Amount (g/100mL)	Time (min)	Peak Area
>Ethanol	0.3043	1.211	196.394
n-Propanol	-----	2.017	181.469

Table 2: FID 2 B (column DB-ALC2)

Compound	Time (min)	Peak Area
Ethanol	1.360	215.111
n-Propanol	2.438	195.827



### Scottsdale Police Department Crime Lab Volatiles Analysis

Sample:	2224245-2	Vial:	29
Description:	[REDACTED]	LIMS ID:	[REDACTED]
Method:	ethanol quant.M	Sequence:	27Dec22
Instrument:	US14173023 CN14160045	Injection date:	12/27/2022 3:36:08 PM
Data file:	C:\Chem32\1\Data\27Dec22\29.D	Analyst:	Brooke

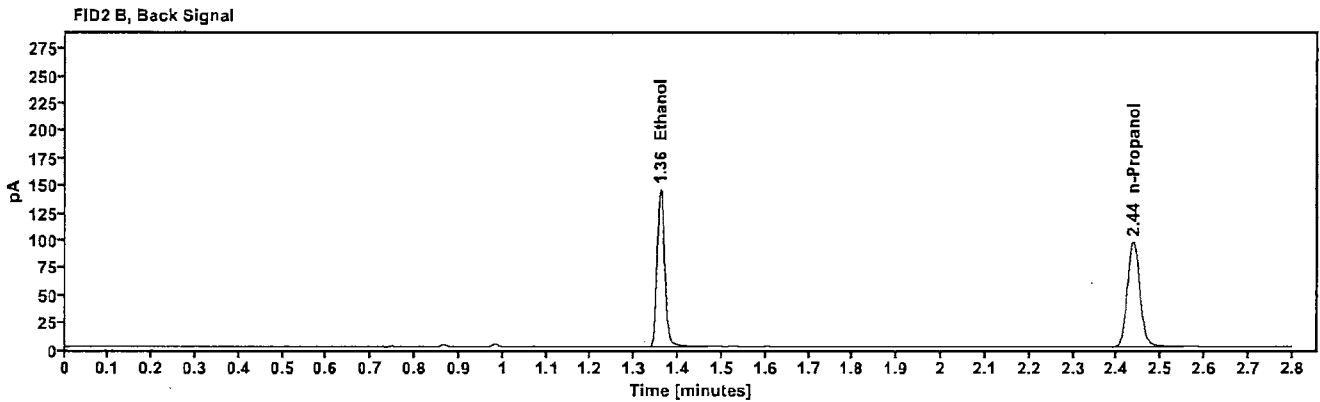
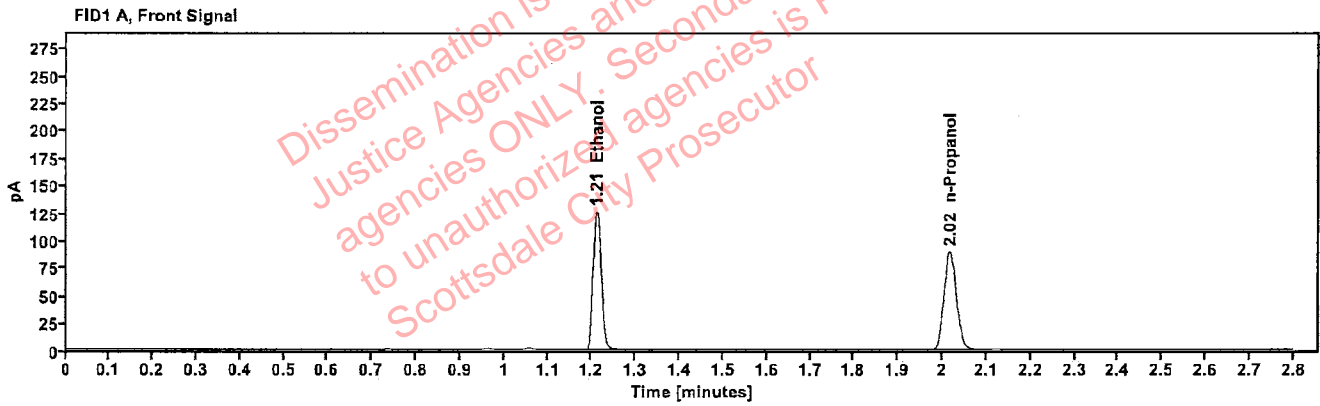


Table 1: FID 1 A (column DB-ALC1)

Compound	Amount (g/100mL)	Time (min)	Peak Area
>Ethanol	0.2547	1.211	160.671
n-Propanol	---	2.017	177.504

Table 2: FID 2 B (column DB-ALC2)

Compound	Time (min)	Peak Area
Ethanol	1.359	175.854
n-Propanol	2.437	191.726

### Scottsdale Police Department Crime Lab Volatiles Analysis

Sample:	2224245-2	Vial:	30
Description:	[REDACTED]	LIMS ID:	[REDACTED]
Method:	ethanol quant.M	Sequence:	27Dec22
Instrument:	US14173023 CN14160045	Injection date:	12/27/2022 3:40:09 PM
Data file:	C:\Chem32\1\Data\27Dec22\30.D	Analyst:	Brooke

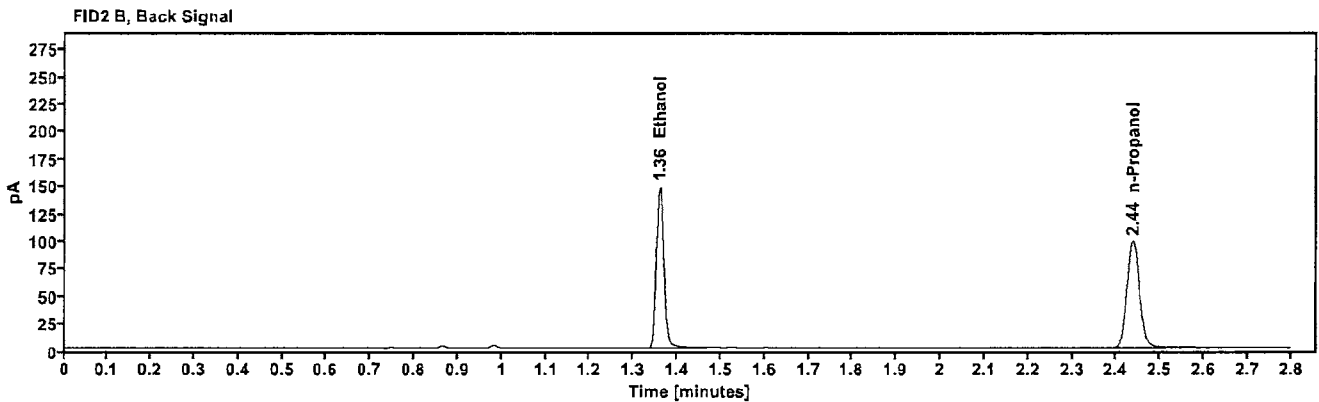
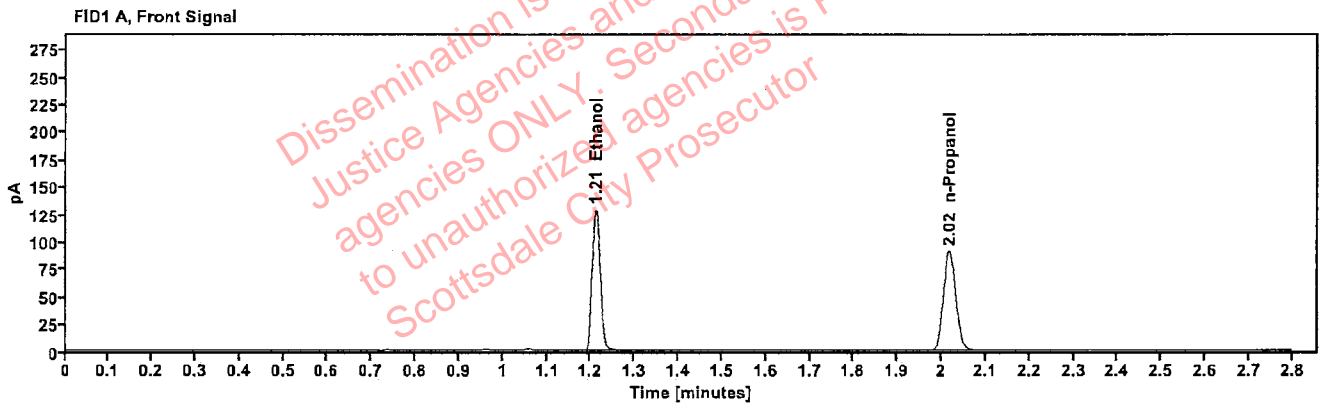


Table 1: FID 1 A (column DB-ALC1)

Compound	Amount (g/100mL)	Time (min)	Peak Area
>Ethanol	0.2569	1.211	164.471
n-Propanol	---	2.017	180.146

Table 2: FID 2 B (column DB-ALC2)

Compound	Time (min)	Peak Area
Ethanol	1.359	180.093
n-Propanol	2.437	194.646

### Scottsdale Police Department Crime Lab Volatiles Analysis

Sample:	2224341-2	Vial:	32
Description:		LIMS ID:	
Method:	ethanol quant.M	Sequence:	27Dec22
Instrument:	US14173023 CN14160045	Injection date:	12/27/2022 3:48:24 PM
Data file:	C:\Chem32\1\Data\27Dec22\32.D	Analyst:	Brooke

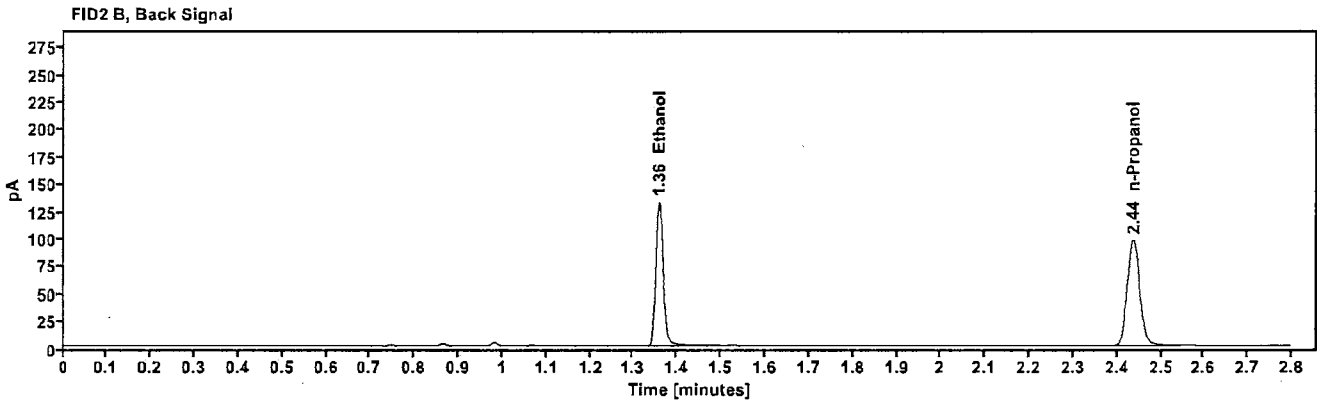
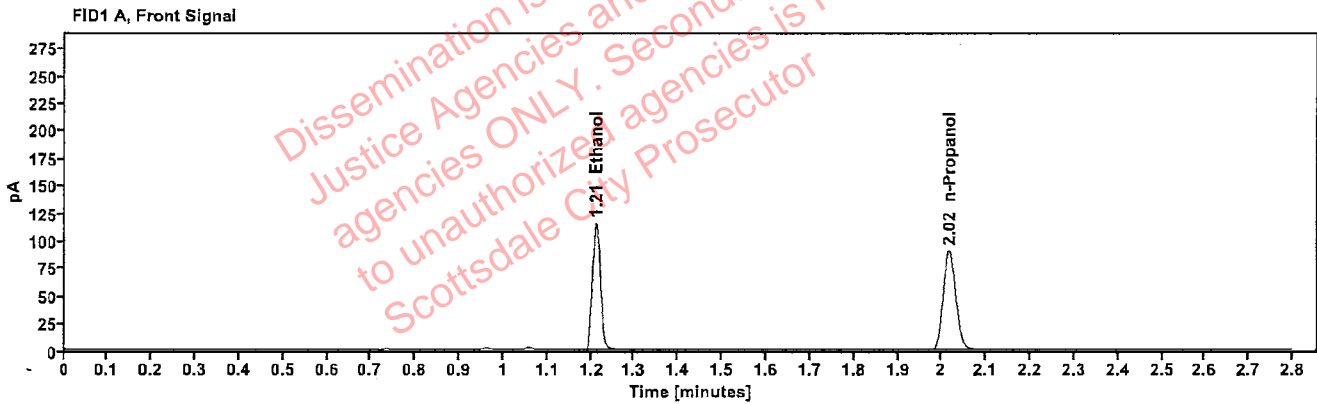


Table 1: FID 1 A (column DB-ALC1)

Compound	Amount (g/100mL)	Time (min)	Peak Area
>Ethanol	0.2322	1.211	147.235
n-Propanol	---	2.017	178.501

Table 2: FID 2 B (column DB-ALC2)

Compound	Time (min)	Peak Area
Ethanol	1.359	161.020
n-Propanol	2.437	192.750

### Scottsdale Police Department Crime Lab Volatiles Analysis

Sample:	2224341-2	Vial:	33
Description:	[REDACTED]	LIMS ID:	[REDACTED]
Method:	ethanol quant.M	Sequence:	27Dec22
Instrument:	US14173023 CN14160045	Injection date:	12/27/2022 3:52:24 PM
Data file:	C:\Chem32\1\Data\27Dec22\33.D	Analyst:	Brooke

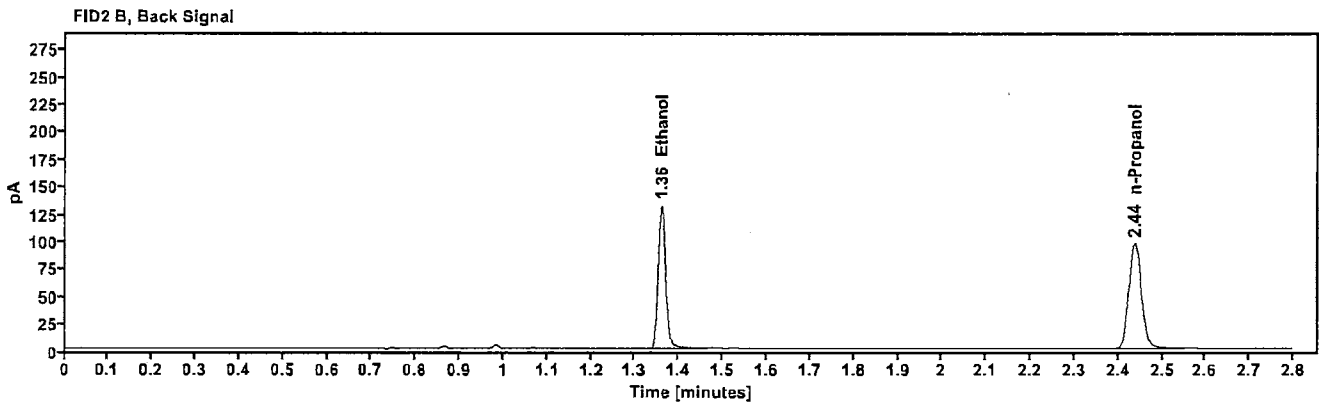
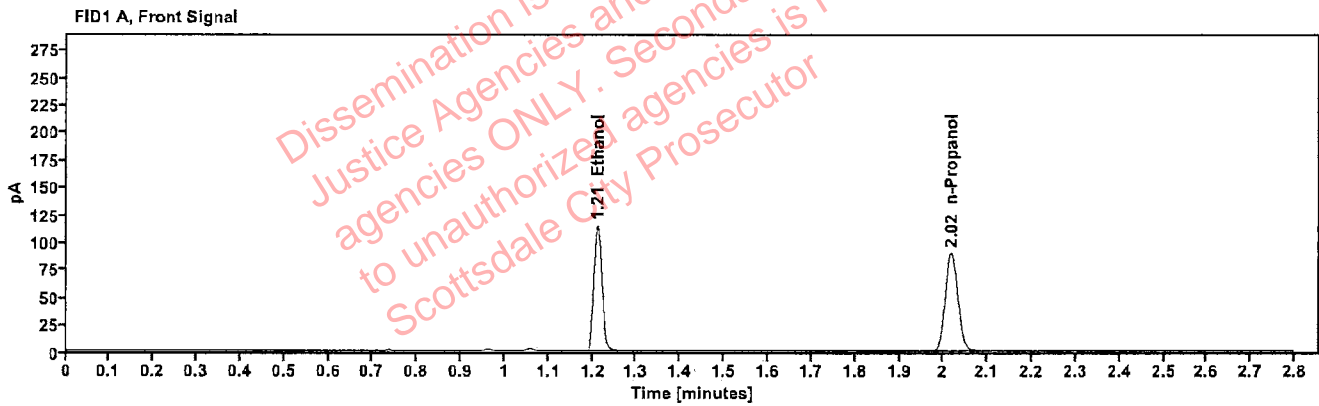


Table 1: FID 1 A (column DB-ALC1)

Compound	Amount (g/100mL)	Time (min)	Peak Area
>Ethanol	0.2317	1.211	146.720
n-Propanol	----	2.018	178.313

Table 2: FID 2 B (column DB-ALC2)

Compound	Time (min)	Peak Area
Ethanol	1.360	160.381
n-Propanol	2.438	192.767

### Scottsdale Police Department Crime Lab Volatiles Analysis

Sample:	2224338-2	Vial:	34
Description:	[REDACTED]	LIMS ID:	[REDACTED]
Method:	ethanol quant.M	Sequence:	27Dec22
Instrument:	US14173023 CN14160045	Injection date:	12/27/2022 3:56:24 PM
Data file:	C:\Chem32\1\Data\27Dec22\34.D	Analyst:	Brooke

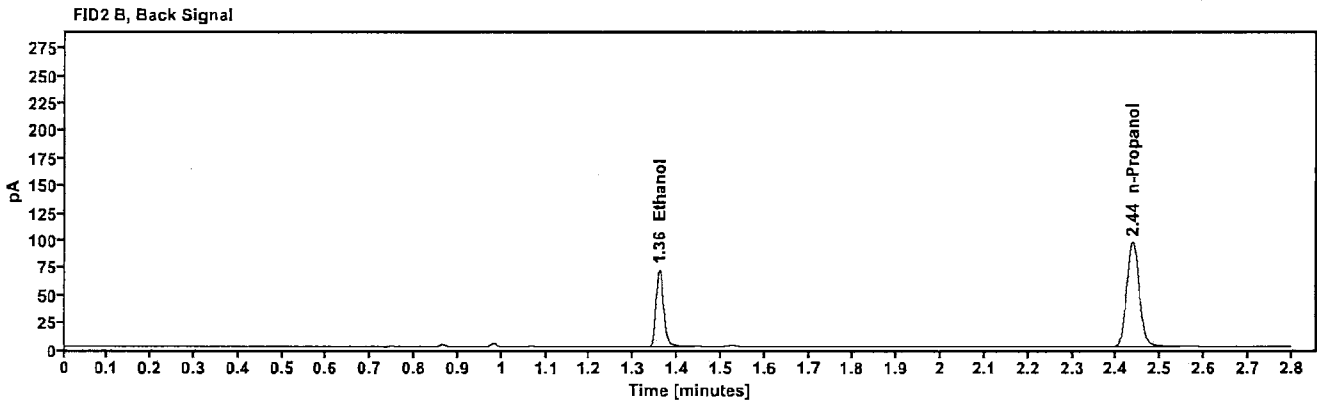
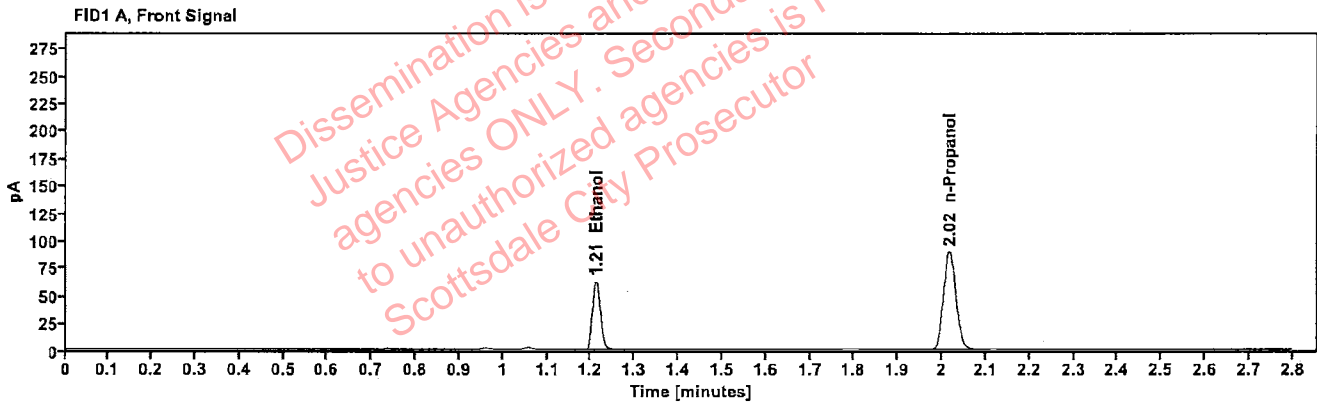


Table 1: FID 1 A (column DB-ALC1)

Compound	Amount (g/100mL)	Time (min)	Peak Area
>Ethanol	0.1264	1.211	79.305
n-Propanol	—	2.017	177.433

Table 2: FID 2 B (column DB-ALC2)

Compound	Time (min)	Peak Area
Ethanol	1.359	86.168
n-Propanol	2.437	191.037

### Scottsdale Police Department Crime Lab Volatiles Analysis

Sample:	2224338-2	Vial:	35
Description:	[REDACTED]	LIMS ID:	[REDACTED]
Method:	ethanol quant.M	Sequence:	27Dec22
Instrument:	US14173023 CN14160045	Injection date:	12/27/2022 4:00:24 PM
Data file:	C:\Chem32\1\Data\27Dec22\35.D	Analyst:	Brooke

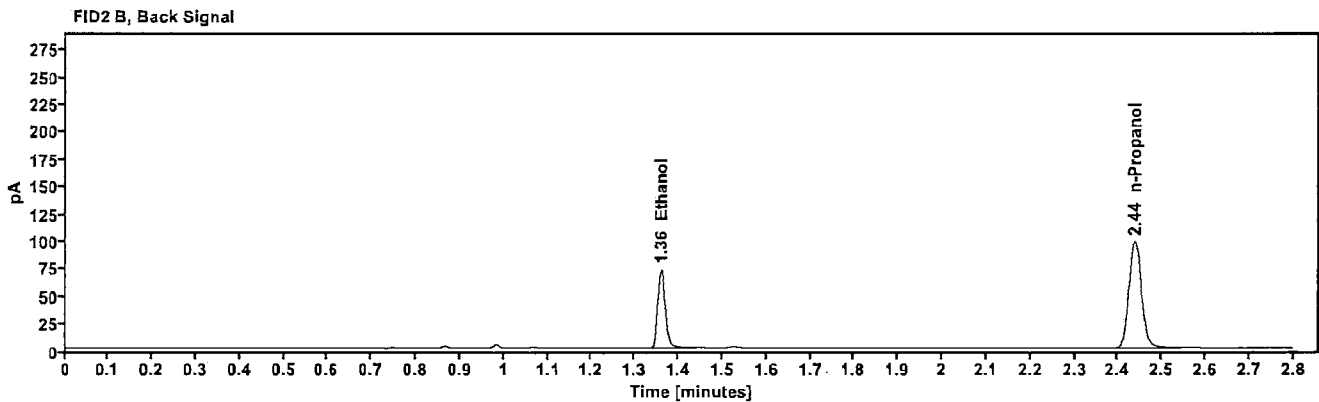
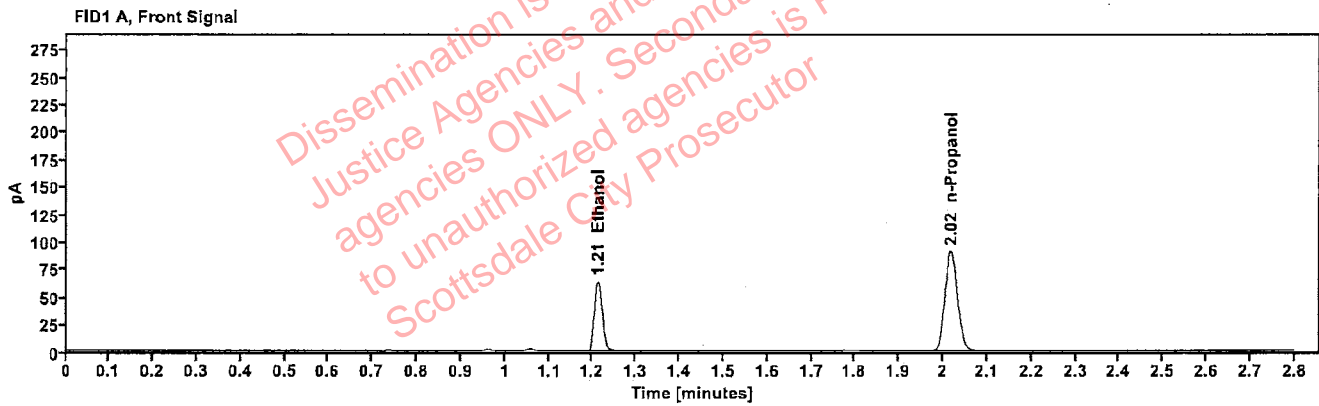


Table 1: FID 1 A (column DB-ALC1)

Compound	Amount (g/100mL)	Time (min)	Peak Area
>Ethanol	0.1276	1.212	81.294
n-Propanol	---	2.017	180.212

Table 2: FID 2 B (column DB-ALC2)

Compound	Time (min)	Peak Area
Ethanol	1.360	88.131
n-Propanol	2.438	194.142

### Scottsdale Police Department Crime Lab Volatiles Analysis

Sample:	2224385-2	Vial:	36
Description:	[REDACTED]	LIMS ID:	[REDACTED]
Method:	ethanol quant.M	Sequence:	27Dec22
Instrument:	US14173023 CN14160045	Injection date:	12/27/2022 4:04:24 PM
Data file:	C:\Chem32\1\Data\27Dec22\36.D	Analyst:	Brooke

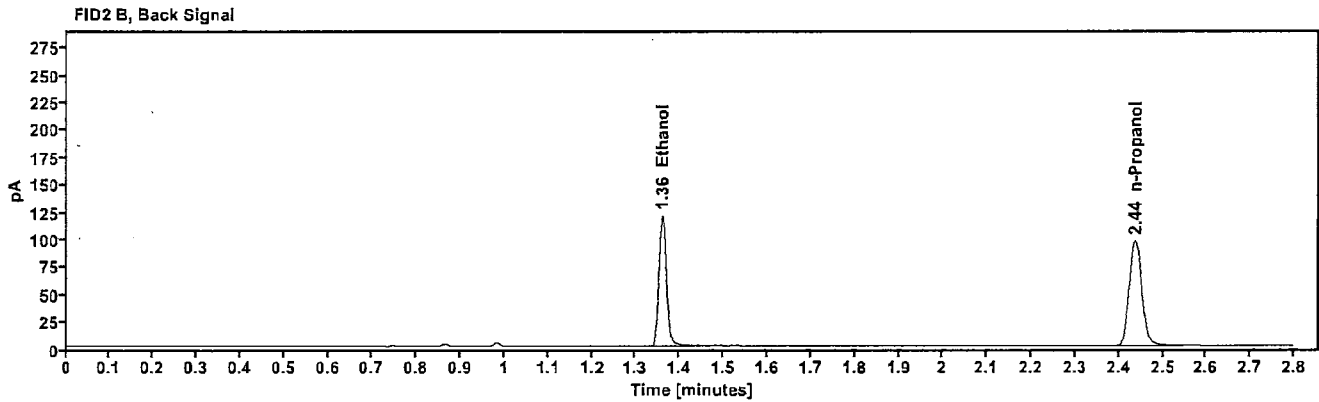
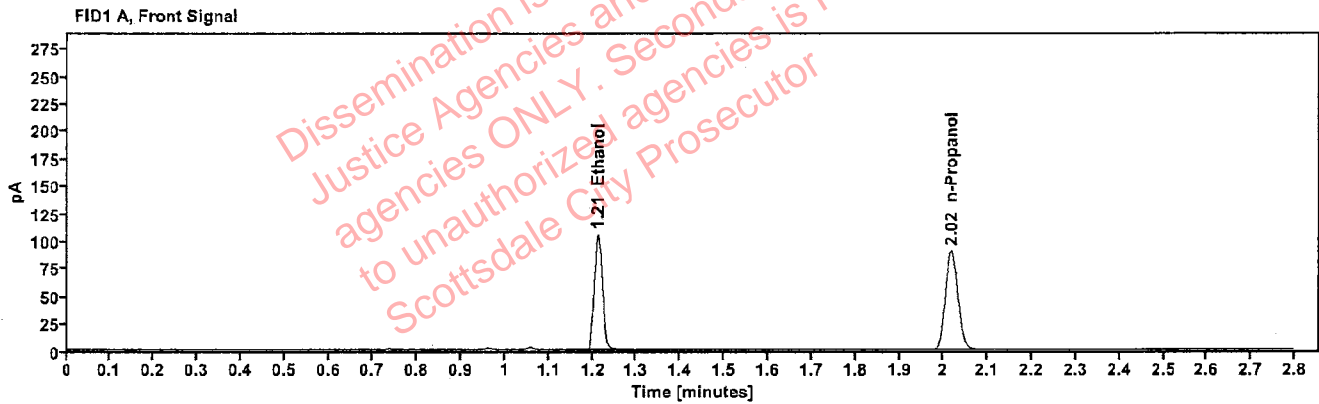


Table 1: FID 1 A (column DB-ALC1)

Compound	Amount (g/100mL)	Time (min)	Peak Area
>Ethanol	0.2114	1.212	133.993
n-Propanol	---	2.017	178.497

Table 2: FID 2 B (column DB-ALC2)

Compound	Time (min)	Peak Area
Ethanol	1.360	146.421
n-Propanol	2.438	192.858

[REDACTED]: Brooke, Phillip - (28-Dec-2022)

Case: [REDACTED] User: pbrooke 12/28/2022

### Scottsdale Police Department Crime Lab Volatiles Analysis

Sample:	2224385-2	Vial:	37
Description:	[REDACTED]	LIMS ID:	[REDACTED]
Method:	ethanol quant.M	Sequence:	27Dec22
Instrument:	US14173023 CN14160045	Injection date:	12/27/2022 4:08:38 PM
Data file:	C:\Chem32\1\Data\27Dec22\37.D	Analyst:	Brooke

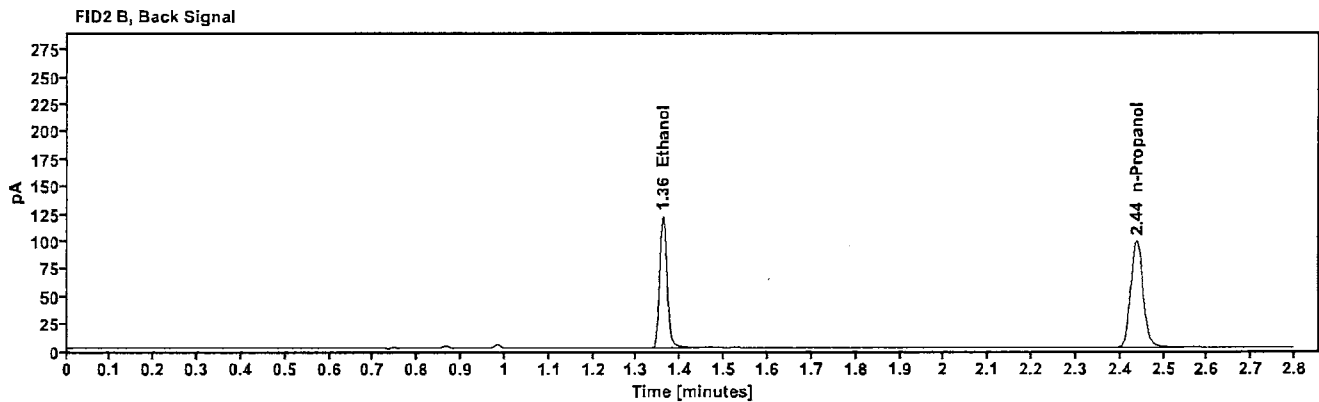
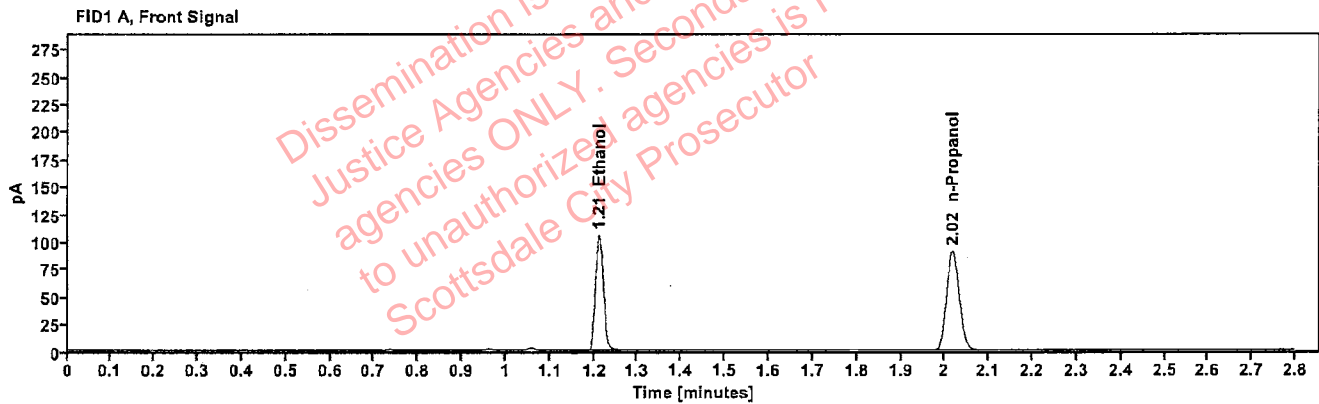


Table 1: FID 1 A (column DB-ALC1)

Compound	Amount (g/100mL)	Time (min)	Peak Area
>Ethanol	0.2114	1.211	134.977
n-Propanol	---	2.017	179.886

Table 2: FID 2 B (column DB-ALC2)

Compound	Time (min)	Peak Area
Ethanol	1.360	146.855
n-Propanol	2.438	194.133



### Scottsdale Police Department Crime Lab Volatiles Analysis

Sample:	2224420-1	Vial:	38
Description:	[REDACTED]	LIMS ID:	[REDACTED]
Method:	ethanol quant.M	Sequence:	27Dec22
Instrument:	US14173023 CN14160045	Injection date:	12/27/2022 4:12:38 PM
Data file:	C:\Chem32\1\Data\27Dec22\38.D	Analyst:	Brooke

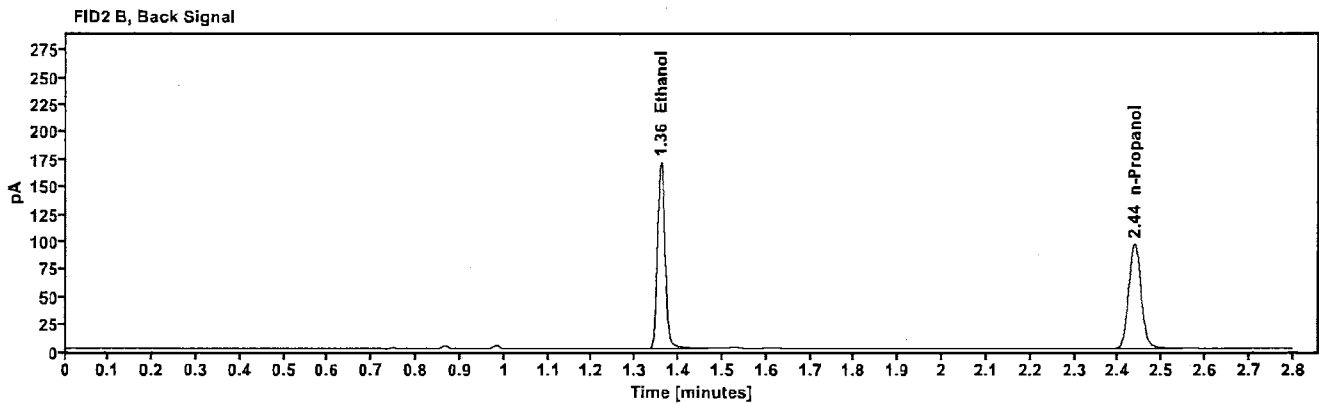
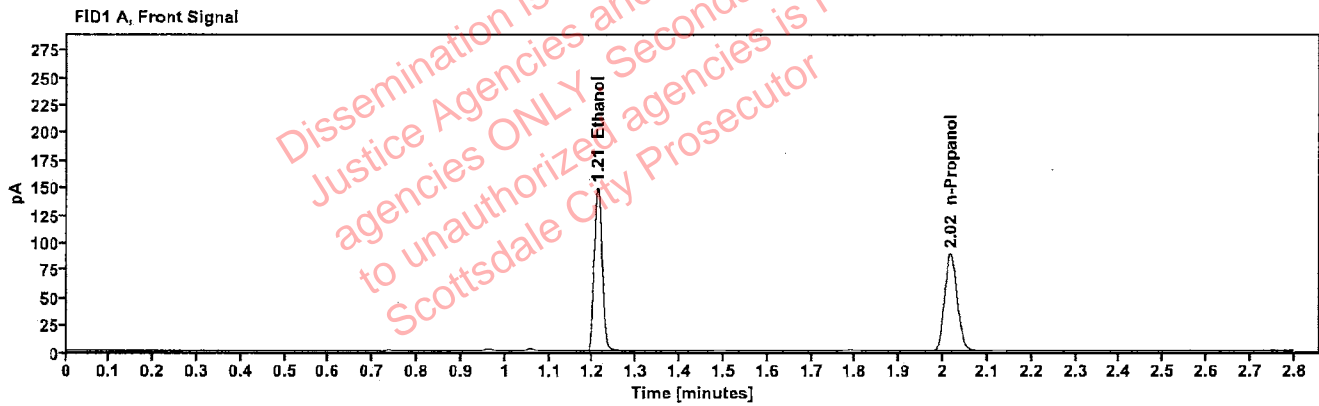


Table 1: FID 1 A (column DB-ALC1)

Compound	Amount (g/100mL)	Time (min)	Peak Area
>Ethanol	0.3031	1.211	189.738
n-Propanol	-----	2.017	176.006

Table 2: FID 2 B (column DB-ALC2)

Compound	Time (min)	Peak Area
Ethanol	1.359	207.468
n-Propanol	2.437	190.210

Brooke, Phillip - (28-Dec-2022)

Case: User: pbrooke 12/28/2022

### Scottsdale Police Department Crime Lab Volatiles Analysis

Sample:	2224420-1	Vial:	39
Description:		LIMS ID:	
Method:	ethanol quant.M	Sequence:	27Dec22
Instrument:	US14173023 CN14160045	Injection date:	12/27/2022 4:16:38 PM
Data file:	C:\Chem32\1\Data\27Dec22\39.D	Analyst:	Brooke

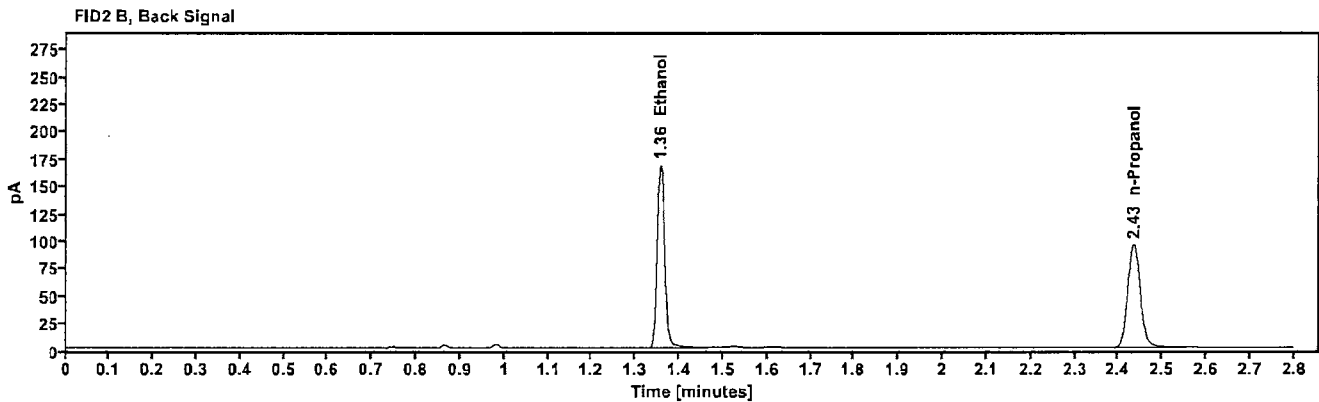
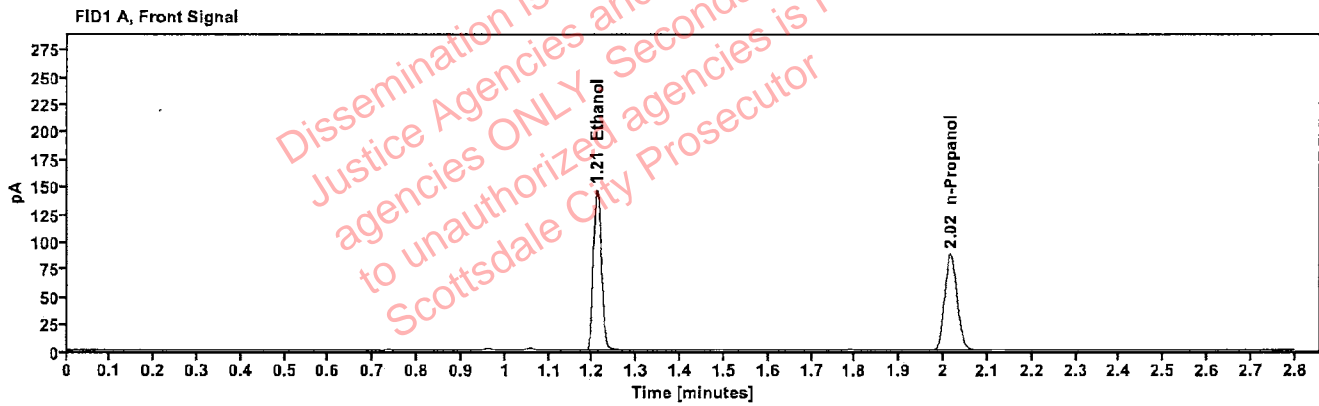


Table 1: FID 1 A (column DB-ALC1)

Compound	Amount (g/100mL)	Time (min)	Peak Area
>Ethanol	0.2991	1.209	185.485
n-Propanol	-----	2.016	174.346

Table 2: FID 2 B (column DB-ALC2)

Compound	Time (min)	Peak Area
Ethanol	1.356	202.987
n-Propanol	2.435	188.642

### Scottsdale Police Department Crime Lab Volatiles Analysis

Sample:	2224259-3	Vial:	40
Description:	[REDACTED]	LIMS ID:	[REDACTED]
Method:	ethanol quant.M	Sequence:	27Dec22
Instrument:	US14173023 CN14160045	Injection date:	12/27/2022 4:20:39 PM
Data file:	C:\Chem32\1\Data\27Dec22\40.D	Analyst:	Brooke

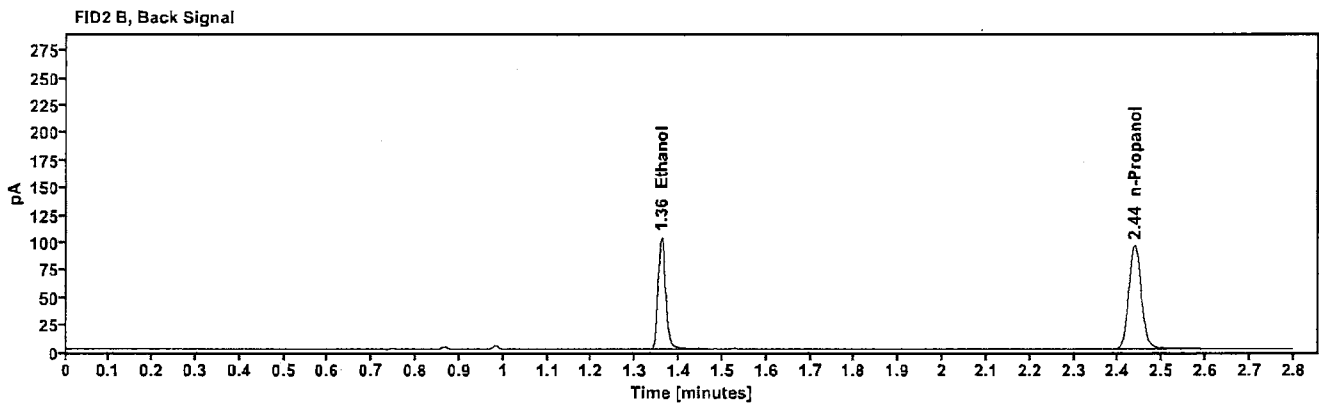
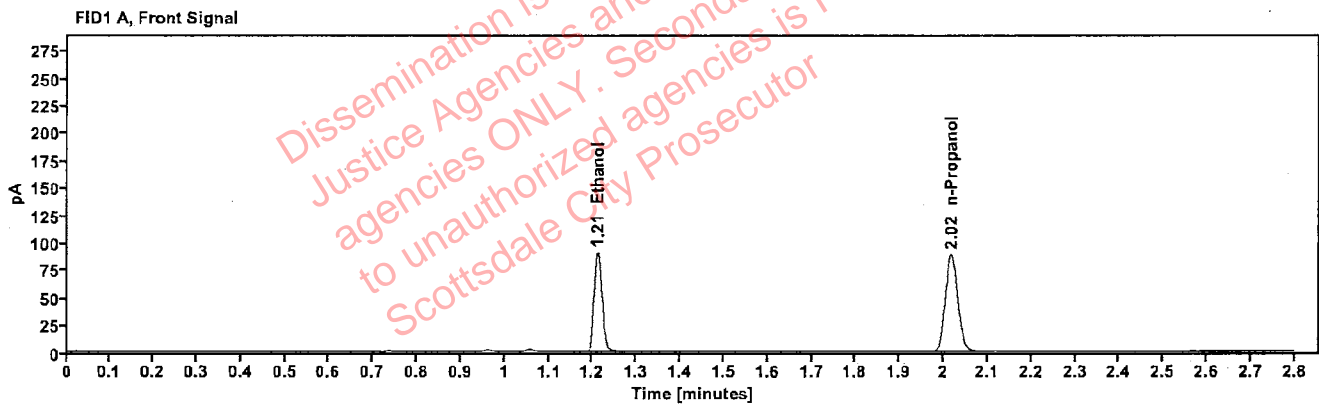


Table 1: FID 1 A (column DB-ALC1)

Compound	Amount (g/100mL)	Time (min)	Peak Area
>Ethanol	0.1847	1.211	114.930
n-Propanol	-----	2.017	175.457

Table 2: FID 2 B (column DB-ALC2)

Compound	Time (min)	Peak Area
Ethanol	1.359	125.575
n-Propanol	2.437	188.942

### Scottsdale Police Department Crime Lab Volatiles Analysis

Sample:	2224259-3	Vial:	41
Description:	[REDACTED]	LIMS ID:	[REDACTED]
Method:	ethanol quant.M	Sequence:	27Dec22
Instrument:	US14173023 CN14160045	Injection date:	12/27/2022 4:24:39 PM
Data file:	C:\Chem32\1\Data\27Dec22\41.D	Analyst:	Brooke

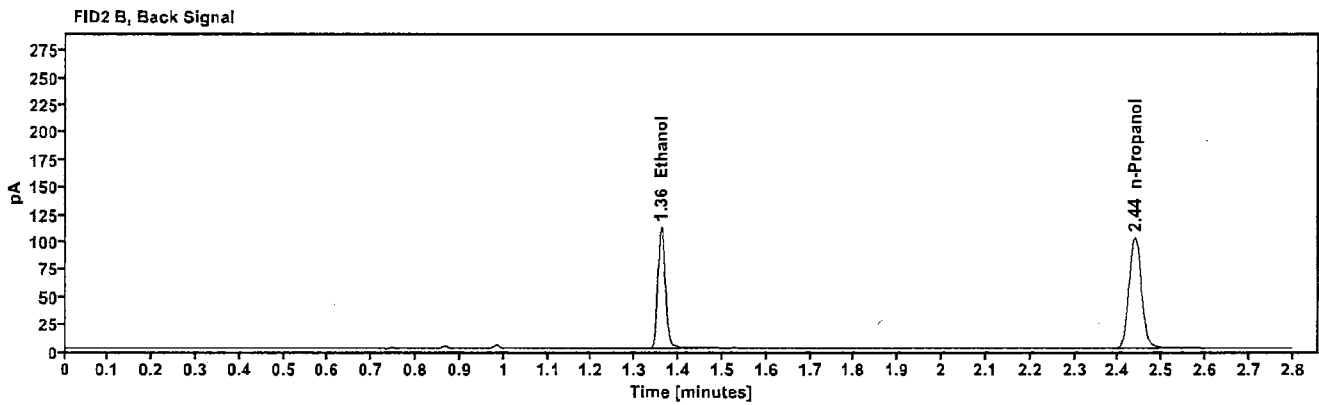
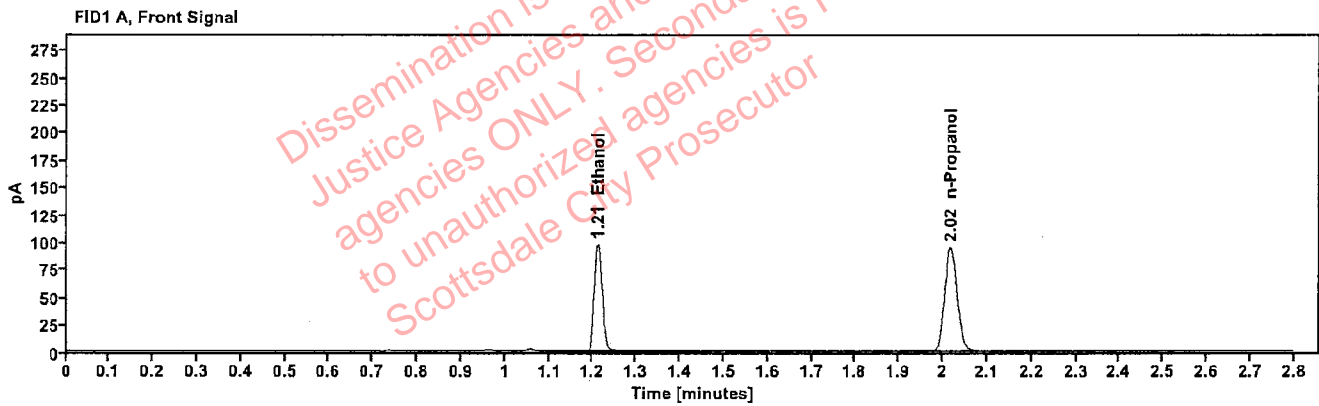


Table 1: FID 1 A (column DB-ALC1)

Compound	Amount (g/100mL)	Time (min)	Peak Area
>Ethanol	0.1869	1.211	124.770
n-Propanol	----	2.017	188.171

Table 2: FID 2 B (column DB-ALC2)

Compound	Time (min)	Peak Area
Ethanol	1.360	136.366
n-Propanol	2.438	202.827

### Scottsdale Police Department Crime Lab Volatiles Analysis

Sample:	2224334-2	Vial:	43
Description:	[REDACTED]	LIMS ID:	[REDACTED]
Method:	ethanol quant.M	Sequence:	27Dec22
Instrument:	US14173023 CN14160045	Injection date:	12/27/2022 4:32:54 PM
Data file:	C:\Chem32\1\Data\27Dec22\43.D	Analyst:	Brooke

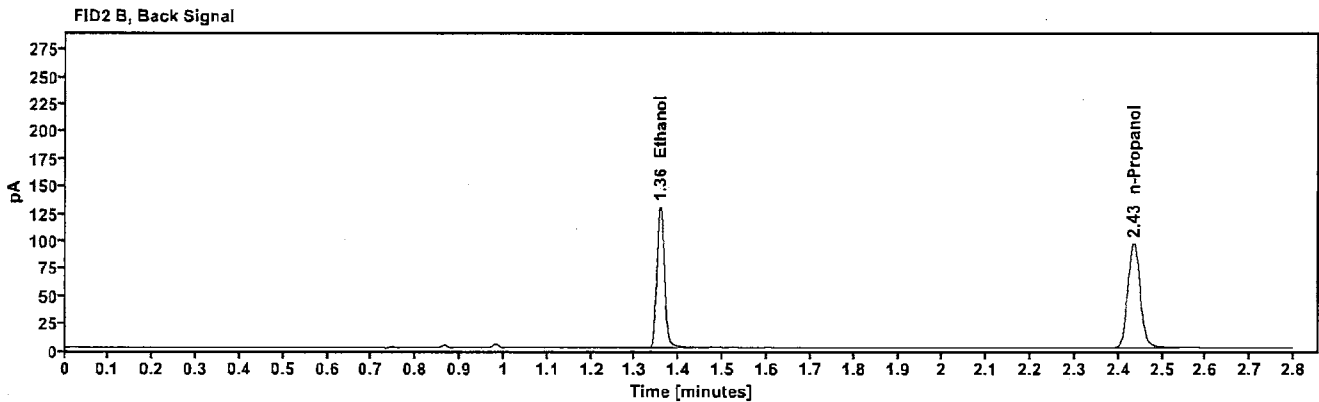
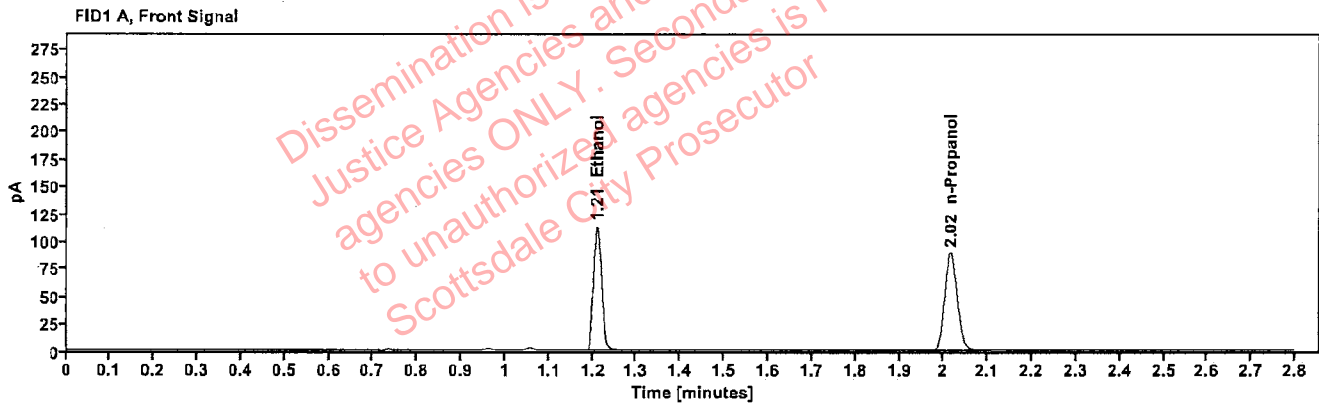


Table 1: FID 1 A (column DB-ALC1)

Compound	Amount (g/100mL)	Time (min)	Peak Area
>Ethanol	0.2286	1.210	143.430
n-Propanol	—	2.016	176.629

Table 2: FID 2 B (column DB-ALC2)

Compound	Time (min)	Peak Area
Ethanol	1.357	156.869
n-Propanol	2.435	190.629

### Scottsdale Police Department Crime Lab Volatiles Analysis

Sample:	2224334-2	Vial:	44
Description:	[REDACTED]	LIMS ID:	[REDACTED]
Method:	ethanol quant.M	Sequence:	27Dec22
Instrument:	US14173023 CN14160045	Injection date:	12/27/2022 4:36:54 PM
Data file:	C:\Chem32\1\Data\27Dec22\44.D	Analyst:	Brooke

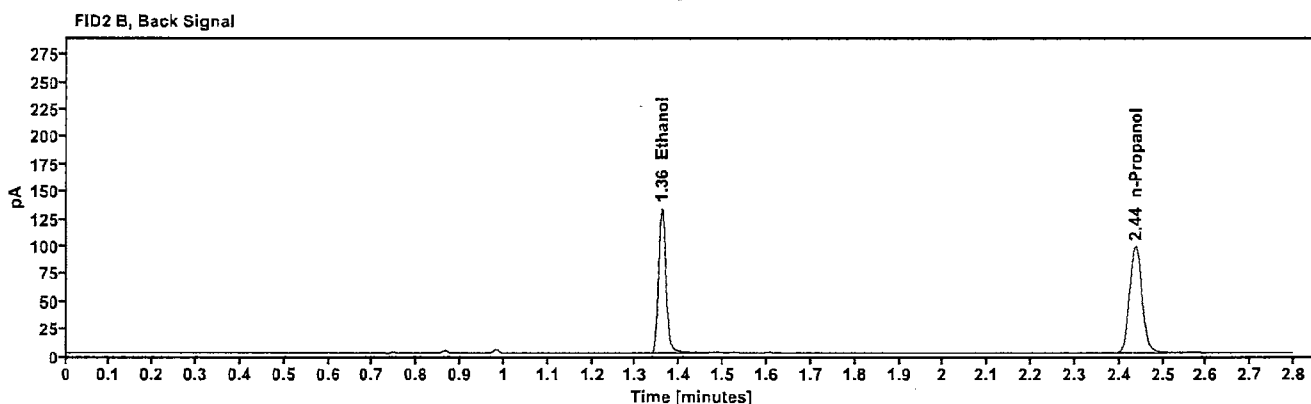
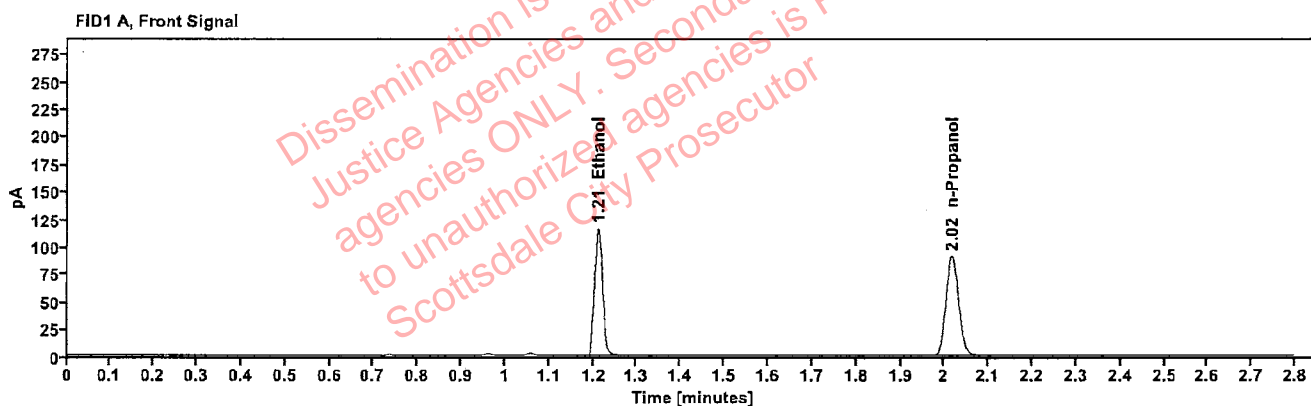


Table 1: FID 1 A (column DB-ALC1)

Compound	Amount (g/100mL)	Time (min)	Peak Area
>Ethanol	0.2315	1.211	148.058
n-Propanol	-----	2.017	180.055

Table 2: FID 2 B (column DB-ALC2)

Compound	Time (min)	Peak Area
Ethanol	1.359	161.970
n-Propanol	2.437	194.280

### Scottsdale Police Department Crime Lab Volatiles Analysis

Sample:	394-01J.G.	Vial:	45
Description:	[REDACTED]	LIMS ID:	[REDACTED]
Method:	ethanol quant.M	Sequence:	27Dec22
Instrument:	US14173023 CN14160045	Injection date:	12/27/2022 4:40:54 PM
Data file:	C:\Chem32\1\Data\27Dec22\45.D	Analyst:	Brooke

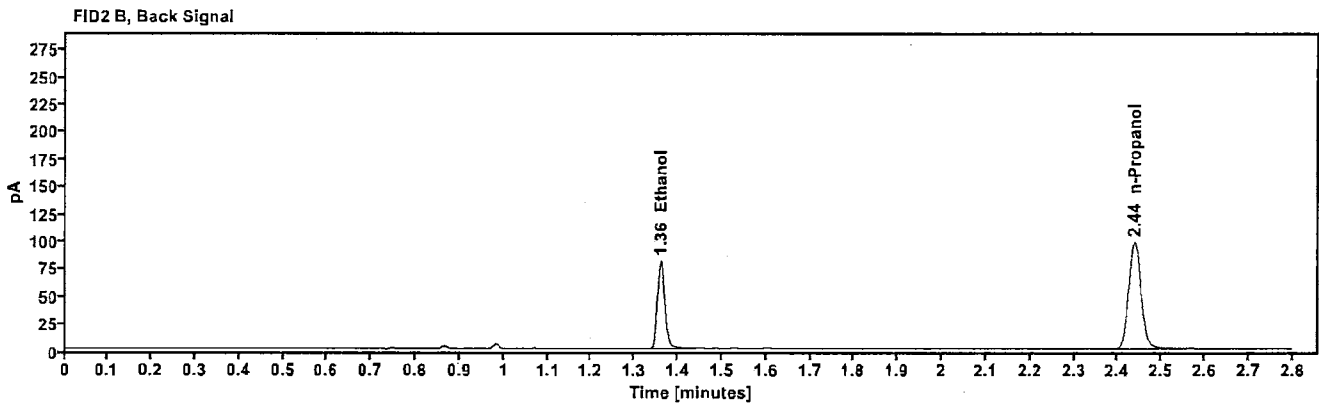
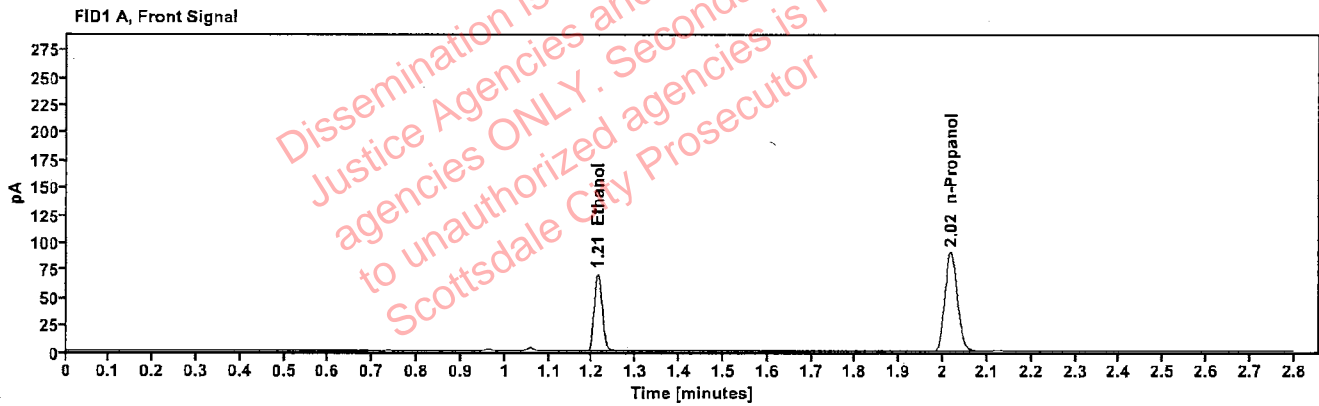


Table 1: FID 1 A (column DB-ALC1)

Compound	Amount (g/100mL)	Time (min)	Peak Area
>Ethanol	0.1417	1.212	89.894
n-Propanol	-----	2.018	179.204

Table 2: FID 2 B (column DB-ALC2)

Compound	Time (min)	Peak Area
Ethanol	1.360	97.661
n-Propanol	2.438	194.216

### Scottsdale Police Department Crime Lab Volatiles Analysis

Sample:	394-01J.G.	Vial:	46
Description:		LIMS ID:	
Method:	ethanol quant.M	Sequence:	27Dec22
Instrument:	US14173023 CN14160045	Injection date:	12/27/2022 4:44:54 PM
Data file:	C:\Chem32\1\Data\27Dec22\46.D	Analyst:	Brooke

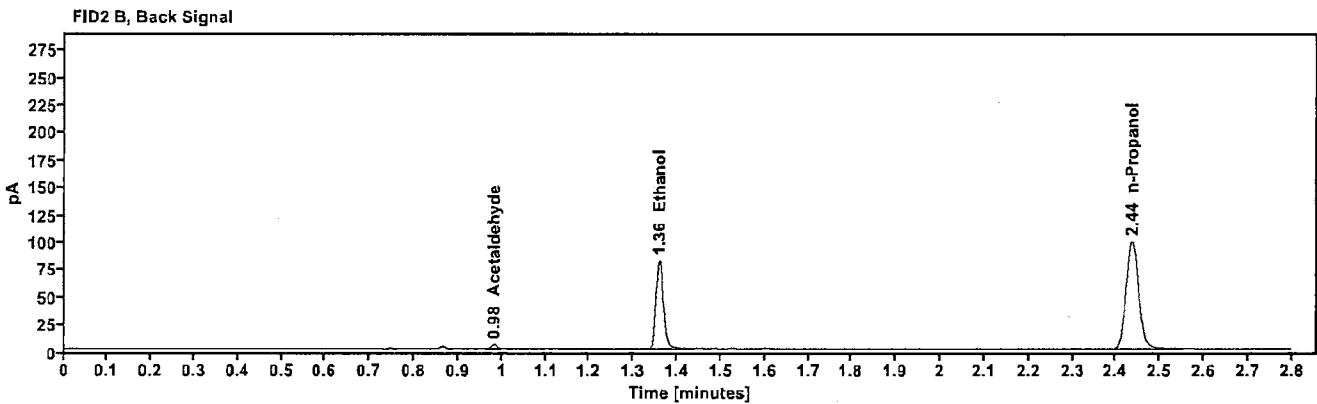
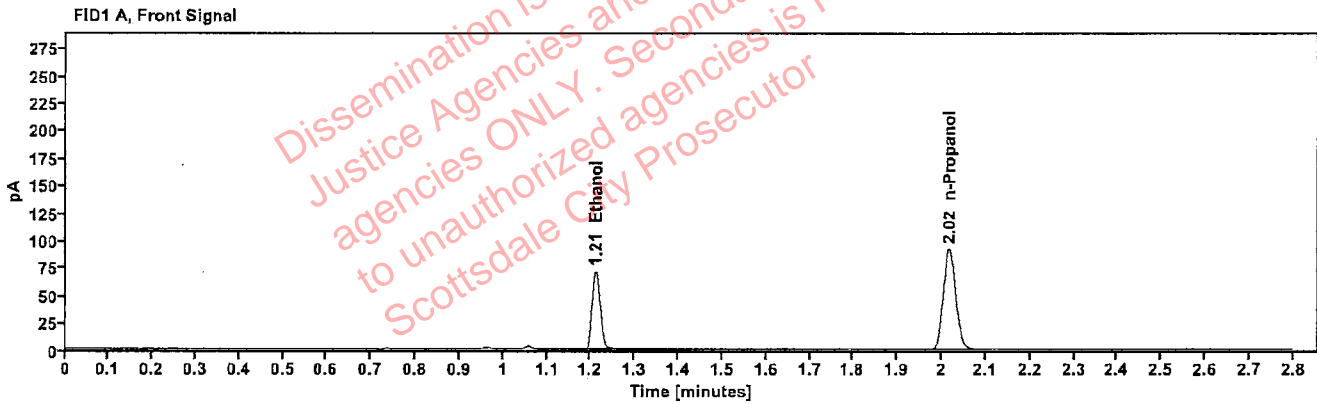


Table 1: FID 1 A (column DB-ALC1)

Compound	Amount (g/100mL)	Time (min)	Peak Area
>Ethanol	0.1412	1.211	90.929
n-Propanol	-----	2.017	181.915

Table 2: FID 2 B (column DB-ALC2)

Compound	Time (min)	Peak Area
Acetaldehyde	0.981	3.802
Ethanol	1.359	98.774
n-Propanol	2.437	196.957



### Scottsdale Police Department Crime Lab Volatiles Analysis

Sample:	411-1E.D.	Vial:	47
Description:	[REDACTED]	LIMS ID:	[REDACTED]
Method:	ethanol quant.M	Sequence:	27Dec22
Instrument:	US14173023 CN14160045	Injection date:	12/27/2022 4:48:54 PM
Data file:	C:\Chem32\1\Data\27Dec22\47.D	Analyst:	Brooke

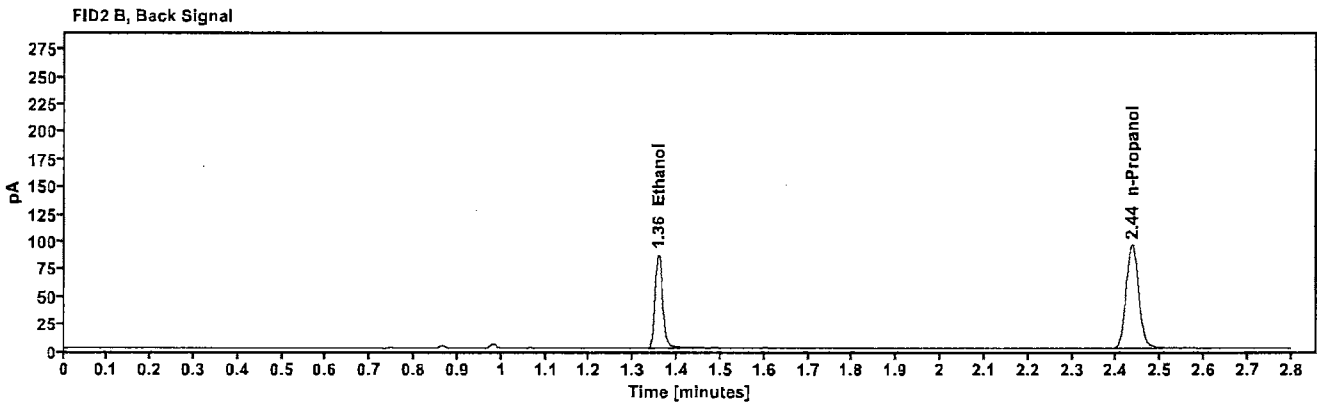
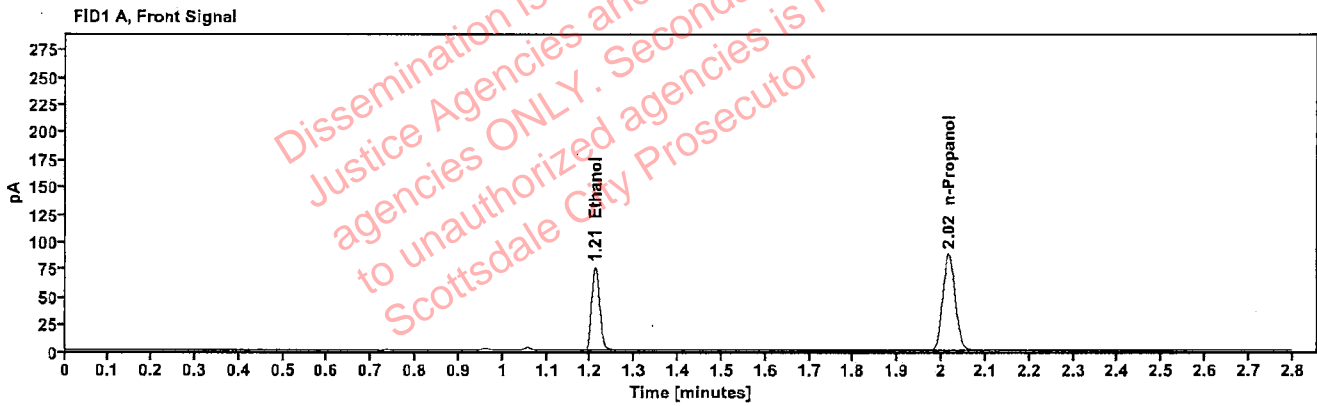


Table 1: FID 1 A (column DB-ALC1)

Compound	Amount (g/100mL)	Time (min)	Peak Area
>Ethanol	0.1552	1.210	96.130
n-Propanol	-----	2.016	174.827

Table 2: FID 2 B (column DB-ALC2)

Compound	Time (min)	Peak Area
Ethanol	1.357	104.507
n-Propanol	2.435	189.165

### Scottsdale Police Department Crime Lab Volatiles Analysis

Sample:	411-1E.D.	Vial:	48
Description:		LIMS ID:	
Method:	ethanol quant.M	Sequence:	27Dec22
Instrument:	US14173023 CN14160045	Injection date:	12/27/2022 4:52:54 PM
Data file:	C:\Chem32\11\Data\27Dec22\48.D	Analyst:	Brooke

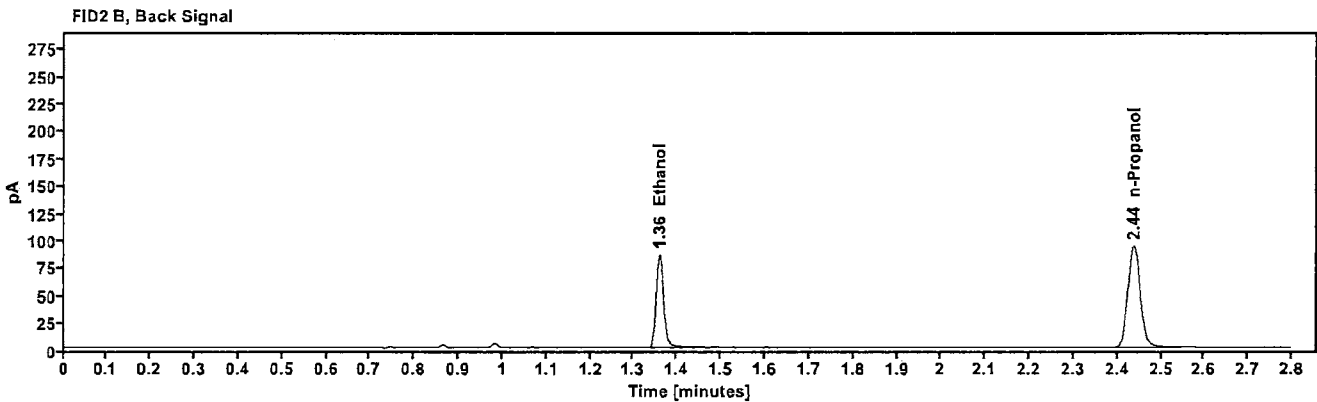
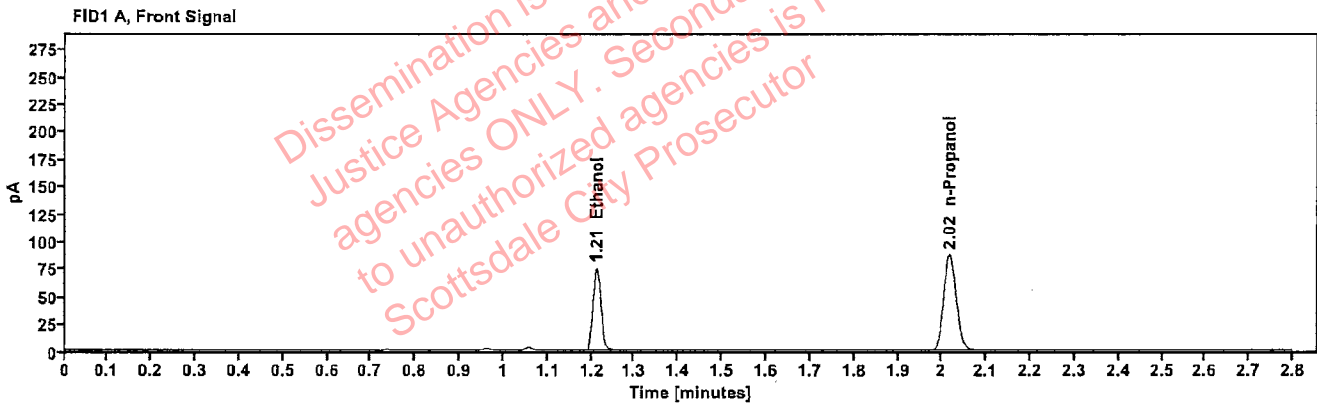


Table 1: FID 1 A (column DB-ALC1)

Compound	Amount (g/100mL)	Time (min)	Peak Area
>Ethanol	0.1571	1.212	95.988
n-Propanol	---	2.017	172.418

Table 2: FID 2 B (column DB-ALC2)

Compound	Time (min)	Peak Area
Ethanol	1.360	104.420
n-Propanol	2.437	186.210

### Scottsdale Police Department Crime Lab Volatiles Analysis

Sample:	390-01D.C.	Vial:	49
Description:	[REDACTED]	LIMS ID:	[REDACTED]
Method:	ethanol quant.M	Sequence:	27Dec22
Instrument:	US14173023 CN14160045	Injection date:	12/27/2022 4:57:09 PM
Data file:	C:\Chem32\11\Data\27Dec22\49.D	Analyst:	Brooke

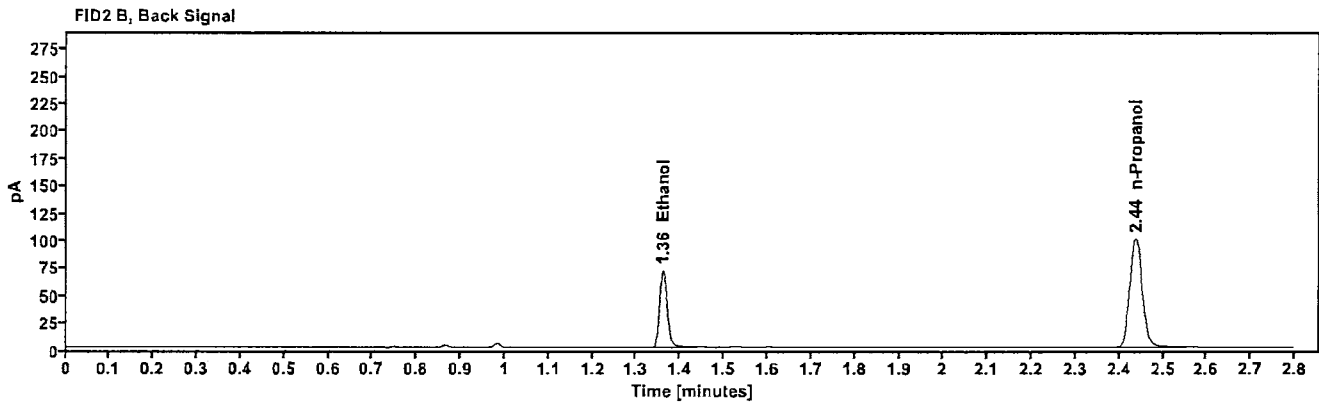
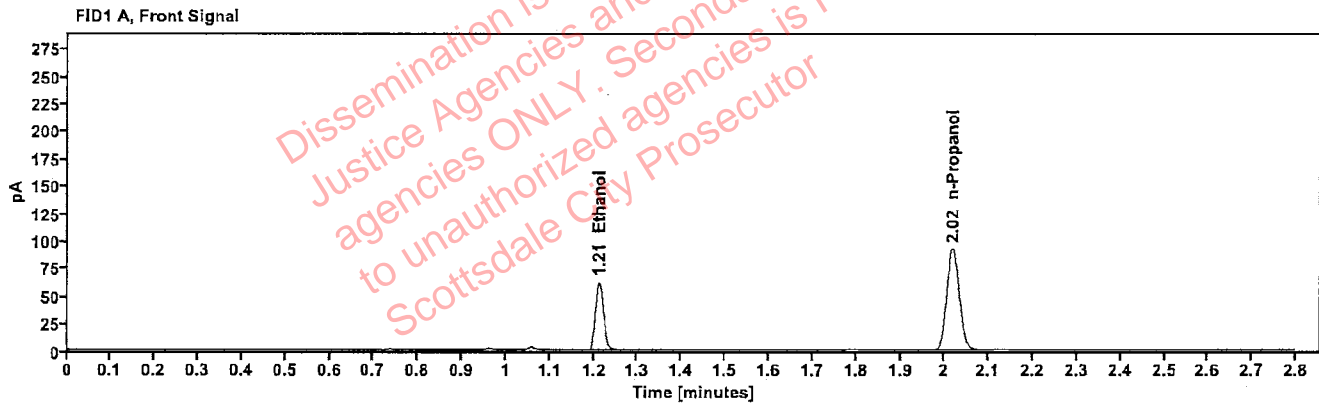


Table 1: FID 1 A (column DB-ALC1)

Compound	Amount (g/100mL)	Time (min)	Peak Area
>Ethanol	0.1223	1.212	79.668
n-Propanol	-----	2.018	184.318

Table 2: FID 2 B (column DB-ALC2)

Compound	Time (min)	Peak Area
Ethanol	1.360	86.053
n-Propanol	2.438	199.301

[REDACTED]: Brooke, Phillip - (28-Dec-2022)

Case: [REDACTED] User: pbrooke 12/28/2022

### Scottsdale Police Department Crime Lab Volatiles Analysis

Sample:	390-01D.C.	Vial:	50
Description:	[REDACTED]	LIMS ID:	[REDACTED]
Method:	ethanol quant.M	Sequence:	27Dec22
Instrument:	US14173023 CN14160045	Injection date:	12/27/2022 5:01:09 PM
Data file:	C:\Chem32\1\Data\27Dec22\50.D	Analyst:	Brooke

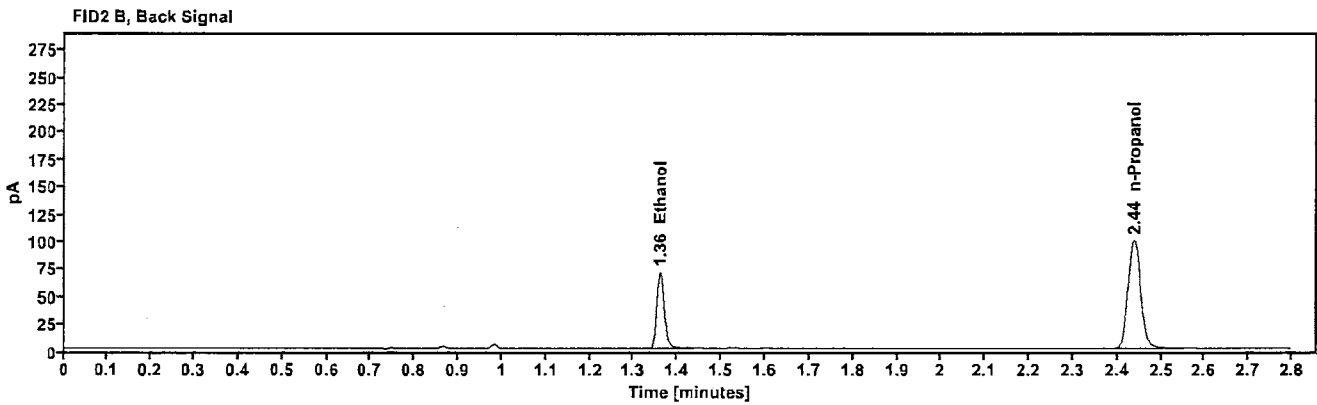
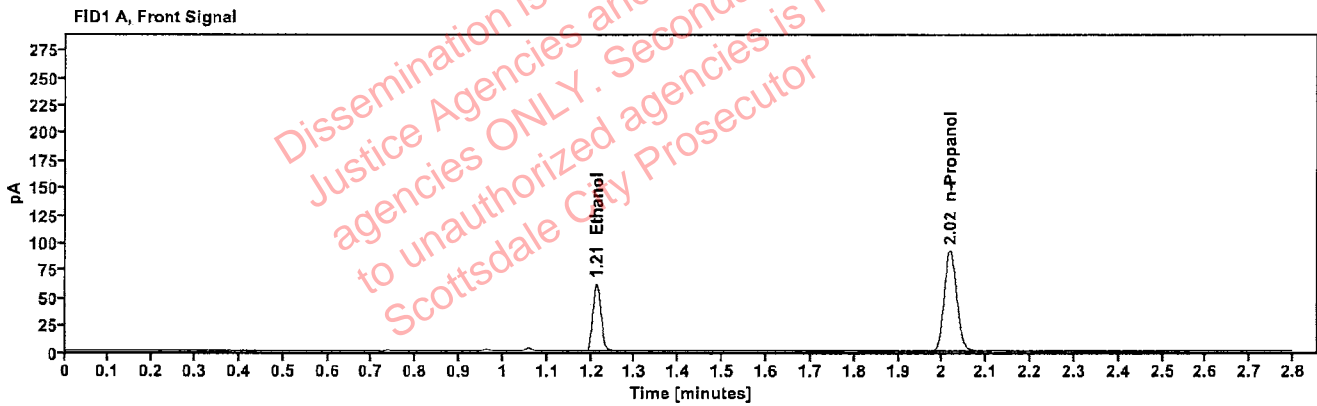


Table 1: FID 1 A (column DB-ALC1)

Compound	Amount (g/100mL)	Time (min)	Peak Area
>Ethanol	0.1216	1.212	78.700
n-Propanol	-----	2.018	183.048

Table 2: FID 2 B (column DB-ALC2)

Compound	Time (min)	Peak Area
Ethanol	1.360	85.455
n-Propanol	2.438	198.038

### Scottsdale Police Department Crime Lab Volatiles Analysis

Sample:	2221389-2	Vial:	51
Description:	[REDACTED]	LIMS ID:	[REDACTED]
Method:	ethanol quant.M	Sequence:	27Dec22
Instrument:	US14173023 CN14160045	Injection date:	12/27/2022 5:05:08 PM
Data file:	C:\Chem32\1\Data\27Dec22\51.D	Analyst:	Brooke

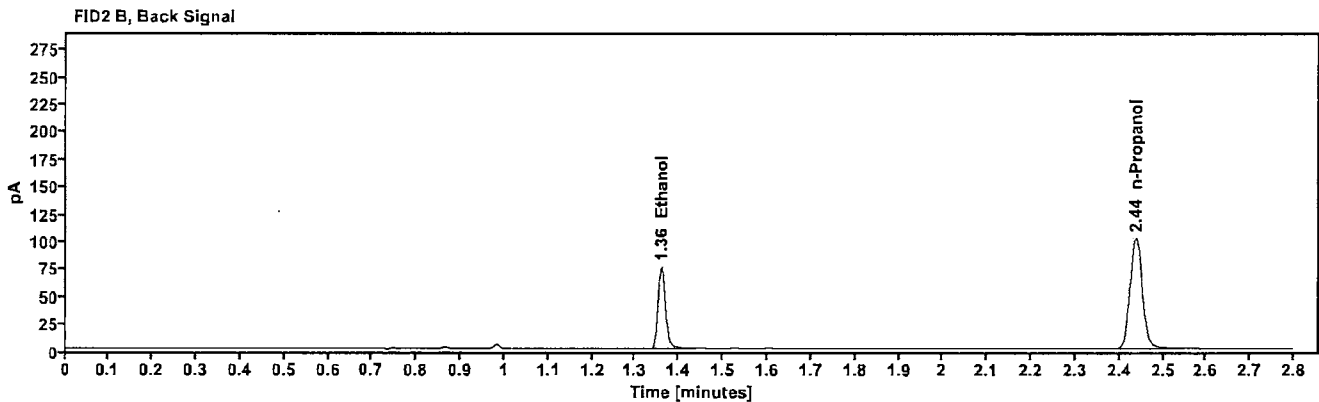
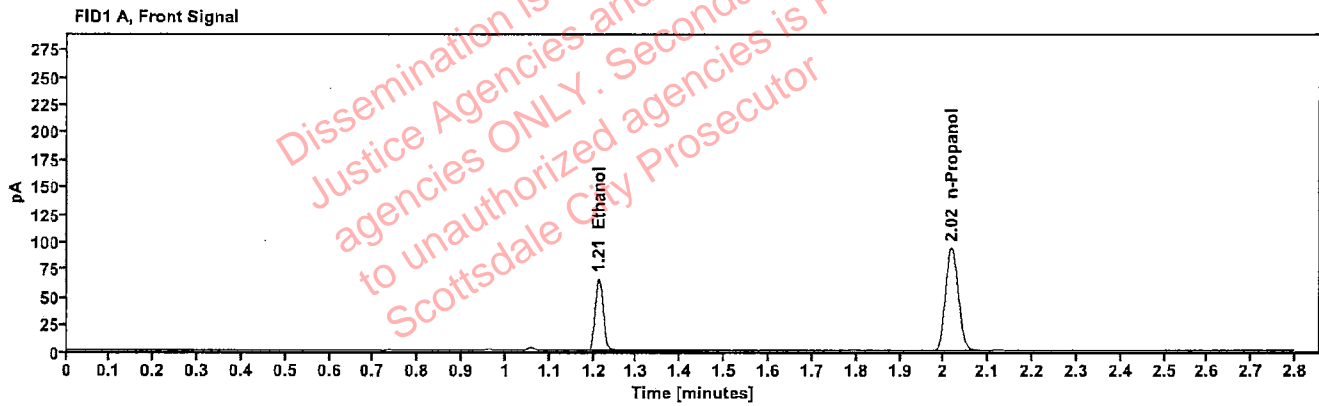


Table 1: FID 1 A (column DB-ALC1)

Compound	Amount (g/100mL)	Time (min)	Peak Area
>Ethanol	0.1277	1.212	84.471
n-Propanol	---	2.017	187.020

Table 2: FID 2 B (column DB-ALC2)

Compound	Time (min)	Peak Area
Ethanol	1.360	91.603
n-Propanol	2.437	202.183

### Scottsdale Police Department Crime Lab Volatiles Analysis

Sample:	2221389-2	Vial:	52
Description:	[REDACTED]	LIMS ID:	[REDACTED]
Method:	ethanol quant.M	Sequence:	27Dec22
Instrument:	US14173023 CN14160045	Injection date:	12/27/2022 5:09:08 PM
Data file:	C:\Chem32\1\Data\27Dec22\52.D	Analyst:	Brooke

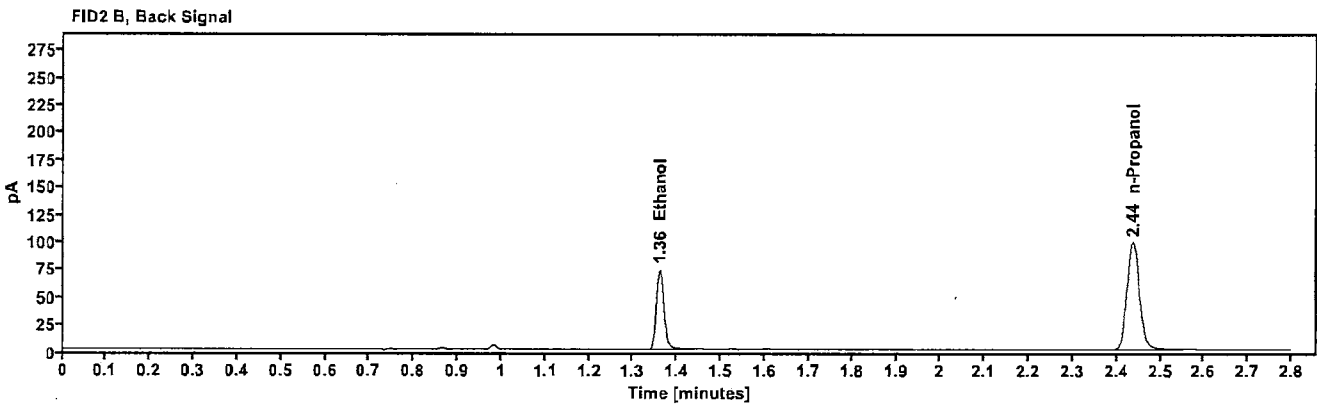
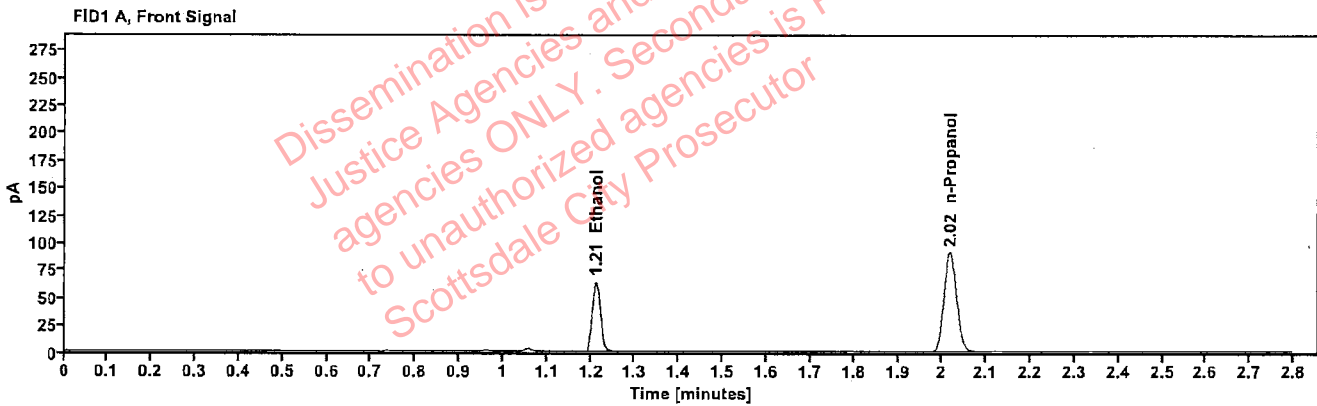


Table 1: FID 1 A (column DB-ALC1)

Compound	Amount (g/100mL)	Time (min)	Peak Area
>Ethanol	0.1278	1.212	81.989
n-Propanol	-----	2.017	181.433

Table 2: FID 2 B (column DB-ALC2)

Compound	Time (min)	Peak Area
Ethanol	1.360	88.961
n-Propanol	2.438	196.200