

# SCOTTSDALE POLICE DEPARTMENT CRIME LABORATORY BLOOD ALCOHOL FACE SHEET

ANALYSIS DATE 10/10/23 SEQUENCE NAME 10Oct23

**EQUIPMENT**

Pipettor  Hamilton ML600EH7497  Hamilton ML600GJ10749  
 Gas Chromatograph  Agilent US14173023

**INSTRUMENT CALIBRATION**

Vial 1 0.02 calibrator Lot FN10051909 Coefficient of determination (r<sup>2</sup>)  
 Vial 2 0.10 calibrator Lot FN05311902 0.99994  
 Vial 3 0.20 calibrator Lot FN02052101  
 Vial 4 0.40 calibrator Lot FN03052102

**CALIBRATION VERIFICATION AND RESOLUTION TEST**

Vial	Sample	Expected result	Measured result	Manufacturer/lot
5	Blank	Not detected	Not detected	SPD lab 011823WB
6	Volatiles mix	6 compounds	6 compounds	SPD lab 050721MIX
7	Aqueous control	0.400 g/dL	0.401 g/dL	Lipomed 30012020-A
8	Aqueous control	0.040 g/dL	0.041 g/dL	Lipomed 14082019-B
9	Blood control	0.199 g/dL	0.204 g/dL	ACQ 4110320133/11
20	Aqueous control	0.080 g/dL	0.080 g/dL	Lipomed 20012020-B
31	Blood control	0.199 g/dL	0.206 g/dL	ACQ 4110320133/11
42	Aqueous control	0.080 g/dL	0.080 g/dL	Lipomed 20012020-B
53	Aqueous control	0.400 g/dL	0.400 g/dL	Lipomed 30012020-A
54	Aqueous control	0.040 g/dL	0.042 g/dL	Lipomed 14082019-B
55	Blood control	0.199 g/dL	0.204 g/dL	ACQ 4110320133/11
56	Blank	Not detected	Not detected	SPD lab 092223AQ

**SUBJECT SAMPLES**

Subjects in the sequence 20 Subjects requiring reanalysis 0

ADDITIONAL NOTES: All testing proceeded as expected.  
 \_\_\_\_\_  
 \_\_\_\_\_  
 \_\_\_\_\_

Run valid  Run invalid  Phicia Brooks Analyst  
 Run valid  Run invalid  Don Abbott Technical Reviewer

# Scottsdale Police Department Crime Laboratory Sequence Quality Assurance Summary

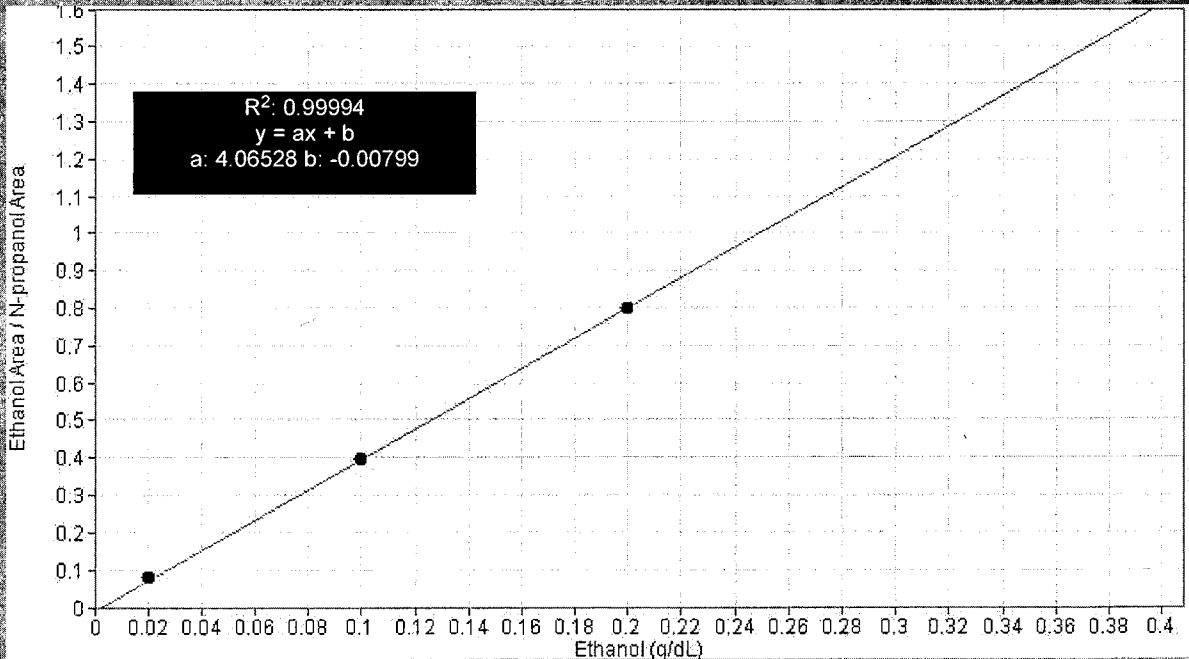
SEQUENCE NAME: 100Oct23

ANALYST: Brooke B

Sample Name	Vial	Measured Value (g/dL)	Expected Value (g/dL)	Percent Difference	Absolute Difference (g/dL)
blank 011823WB	5	negative	negative	-	-
0.400 30012020-A	7	0.401	0.400	0.25	0.001
0.040 14082019-B	8	0.041	0.040	2.50	0.001
0.199 4110320133/11	9	0.204	0.199	2.51	0.005
0.080 20012020-B	20	0.080	0.080	0.00	0.000
0.199 4110320133/11	31	0.206	0.199	3.52	0.007
0.080 20012020-B	42	0.080	0.080	0.00	0.000
0.400 30012020-A	53	0.400	0.400	0.00	0.000
0.040 14082019-B	54	0.042	0.040	5.00	0.002
0.199 4110320133/11	55	0.204	0.199	2.51	0.005
blank 092223AQ	56	negative	negative	-	-

Calibrator	Ethanol Area	N-propanol Area	Ratio
0.020	11.925	152.410	0.078
0.100	59.135	149.033	0.397
0.200	119.667	149.894	0.798
0.400	243.764	150.316	1.622

### Calibration Line



# Scottsdale Police Department Crime Lab Volatiles Analysis

<b>Sample:</b>	FN03122113	<b>Vial:</b>	1
<b>Description:</b>	0.020 calibrator	<b>Sequence:</b>	10Oct23
<b>Method:</b>	ethanol quant.M	<b>Injection date:</b>	10/10/2023 3:49:33 PM
<b>Instrument:</b>	US14173023 CN14160045	<b>Analyst:</b>	Brooke
<b>Data file:</b>	C:\Chem32\1\Data\10Oct23\1.D		

YB

Dissemination is restricted to Criminal Justice Agencies and authorized agencies ONLY. Secondary dissemination to unauthorized agencies is PROHIBITED. Scottsdale City Prosecutor

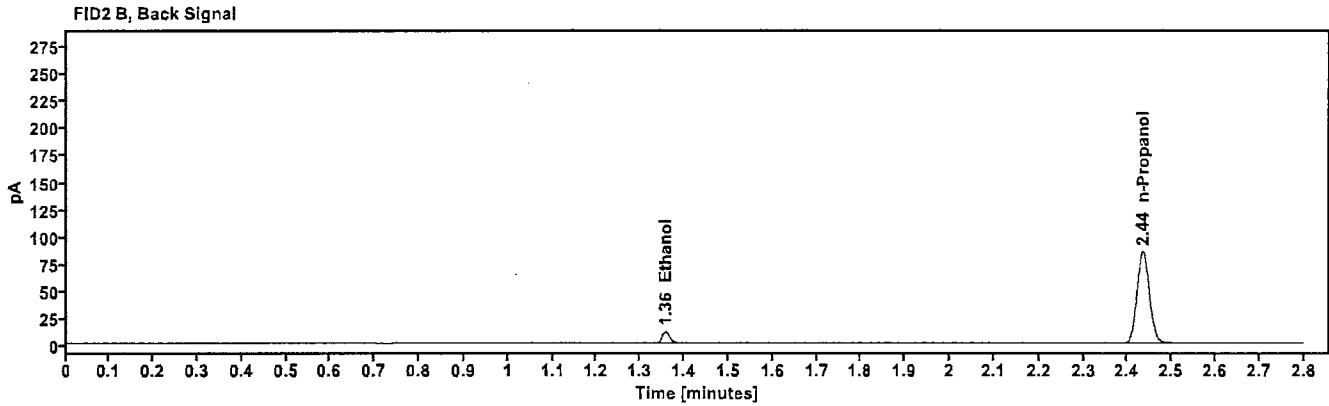
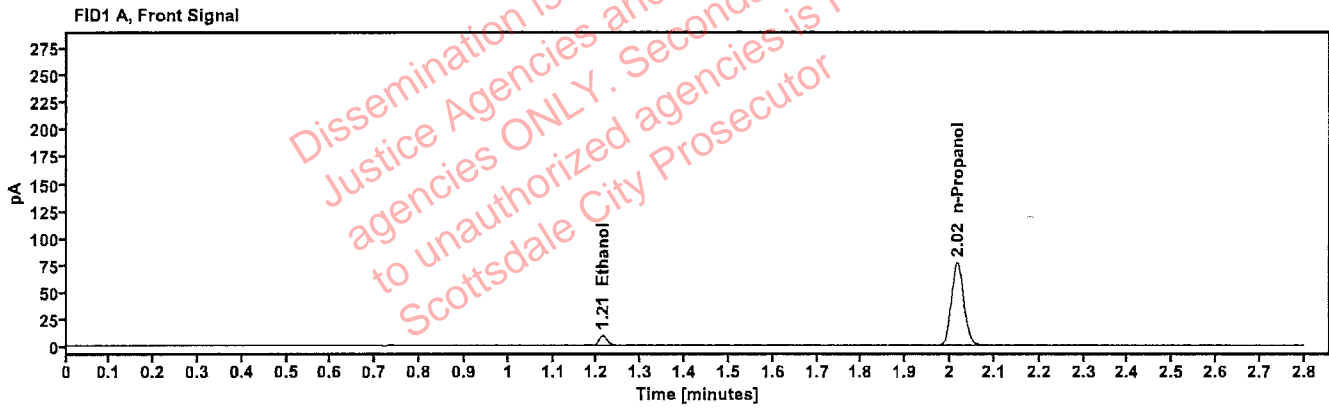


Table 1: FID 1 A (column DB-ALC1)

Compound	Time (min)	Peak Area
Ethanol	1.212	11.925
n-Propanol	2.016	152.410

Table 2: FID 2 B (column DB-ALC2)

Compound	Time (min)	Peak Area
Ethanol	1.357	13.100
n-Propanol	2.435	166.977

# Scottsdale Police Department Crime Lab Volatiles Analysis

<b>Sample:</b>	FN11172002	<b>Vial:</b>	2
<b>Description:</b>	0.100 calibrator	<b>Sequence:</b>	10Oct23
<b>Method:</b>	ethanol quant.M	<b>Injection date:</b>	10/10/2023 3:53:33 PM
<b>Instrument:</b>	US14173023 CN14160045	<b>Analyst:</b>	Brooke <span style="float: right;">YB</span>
<b>Data file:</b>	C:\Chem32\1\Data\10Oct23\2.D		

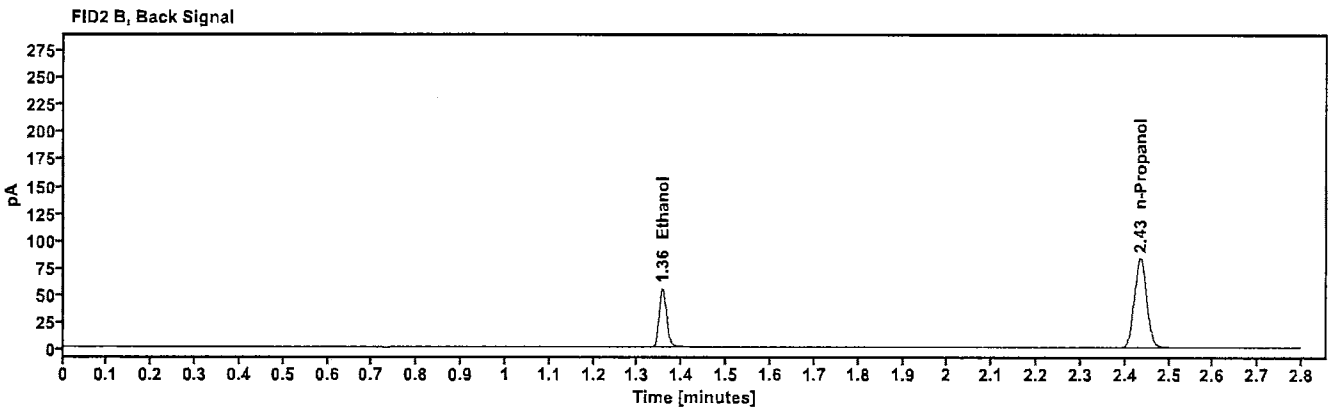
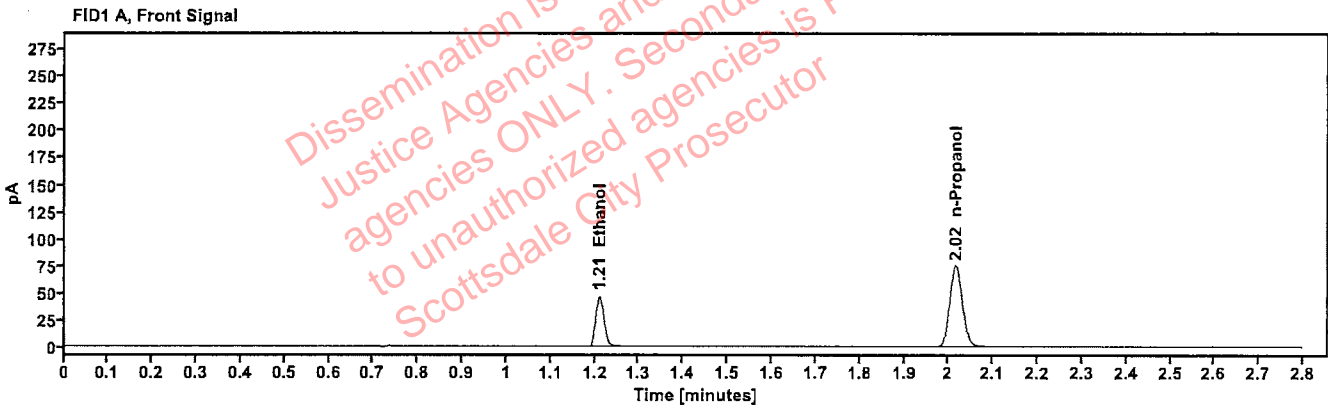


Table 1: FID 1 A (column DB-ALC1)

Compound	Time (min)	Peak Area
Ethanol	1.210	59.135
n-Propanol	2.016	149.033

Table 2: FID 2 B (column DB-ALC2)

Compound	Time (min)	Peak Area
Ethanol	1.356	65.027
n-Propanol	2.435	163.234

# Scottsdale Police Department Crime Lab Volatiles Analysis

<b>Sample:</b>	FN03132302	<b>Vial:</b>	3
<b>Description:</b>	0.200 calibrator	<b>Sequence:</b>	10Oct23
<b>Method:</b>	ethanol quant.M	<b>Injection date:</b>	10/10/2023 3:57:32 PM
<b>Instrument:</b>	US14173023 CN14160045	<b>Analyst:</b>	Brooke
<b>Data file:</b>	C:\Chem32\1\Data\10Oct23\3.D		

YB

Dissemination is restricted to Criminal Justice Agencies and authorized agencies ONLY. Secondary dissemination to unauthorized agencies is PROHIBITED. Scottsdale City Prosecutor

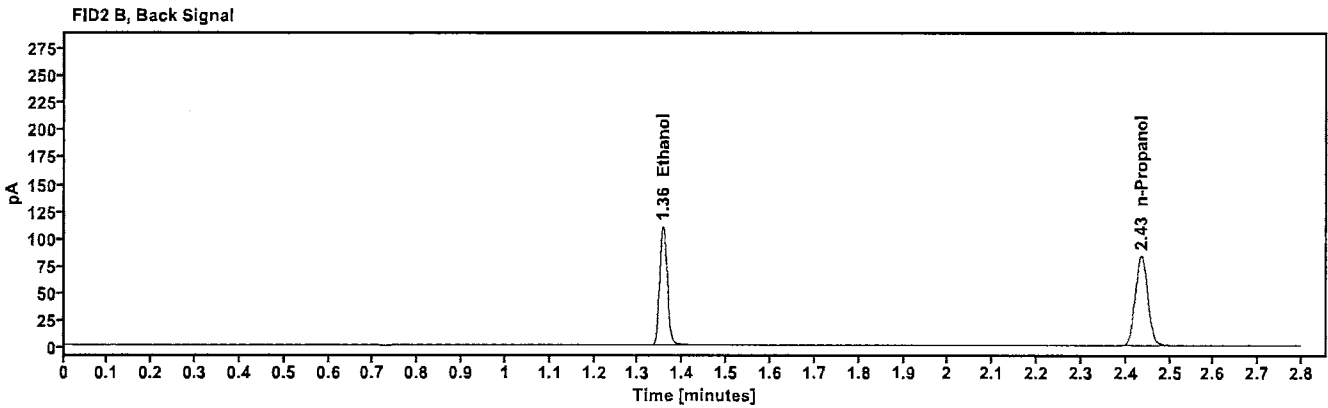
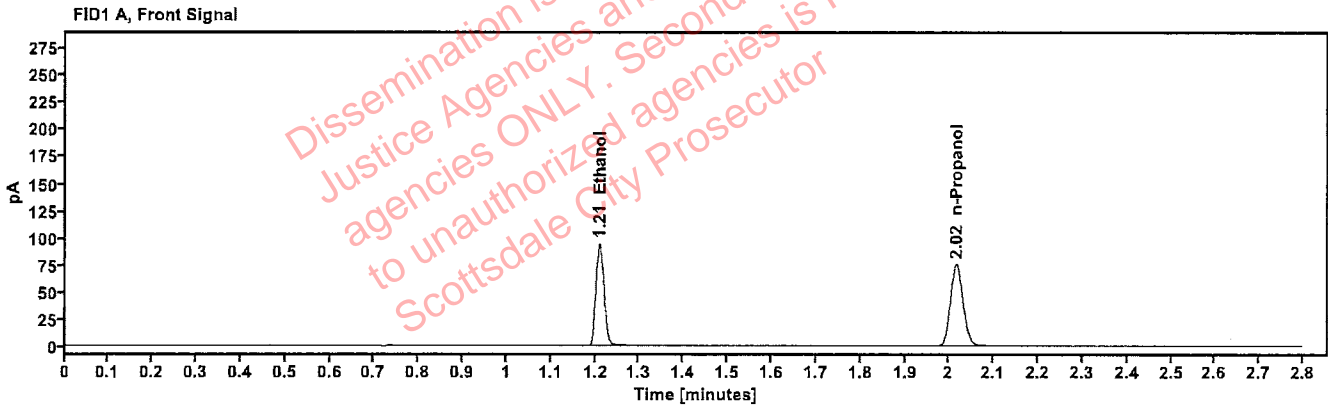


Table 1: FID 1 A (column DB-ALC1)

Compound	Time (min)	Peak Area
Ethanol	1.209	119.667
n-Propanol	2.016	149.894

Table 2: FID 2 B (column DB-ALC2)

Compound	Time (min)	Peak Area
Ethanol	1.355	131.830
n-Propanol	2.435	164.034

# Scottsdale Police Department Crime Lab Volatiles Analysis

<b>Sample:</b>	FN03052102	<b>Vial:</b>	4
<b>Description:</b>	0.400 calibrator	<b>Sequence:</b>	10Oct23
<b>Method:</b>	ethanol quant.M	<b>Injection date:</b>	10/10/2023 4:01:32 PM
<b>Instrument:</b>	US14173023 CN14160045	<b>Analyst:</b>	Brooke
<b>Data file:</b>	C:\Chem32\1\Data\10Oct23\4.D		

PB

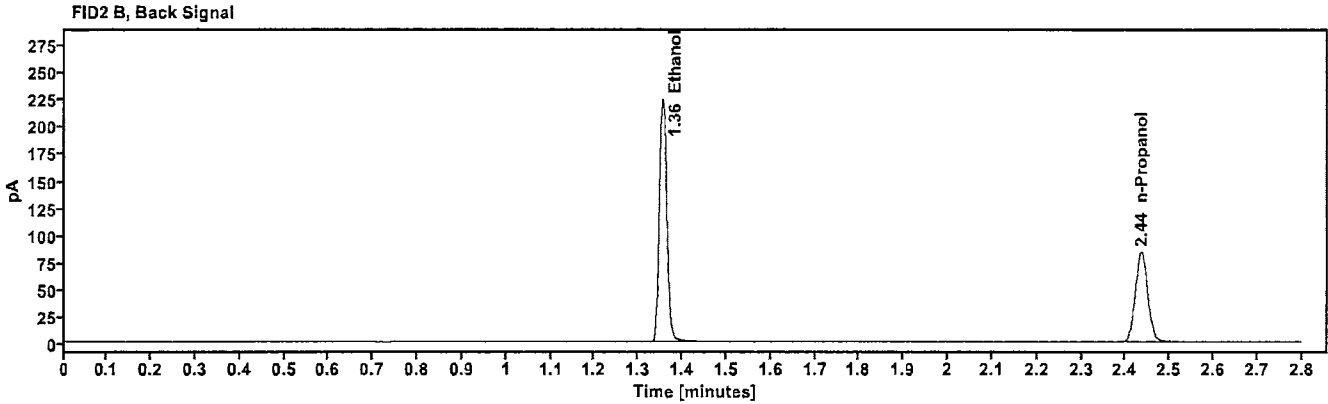
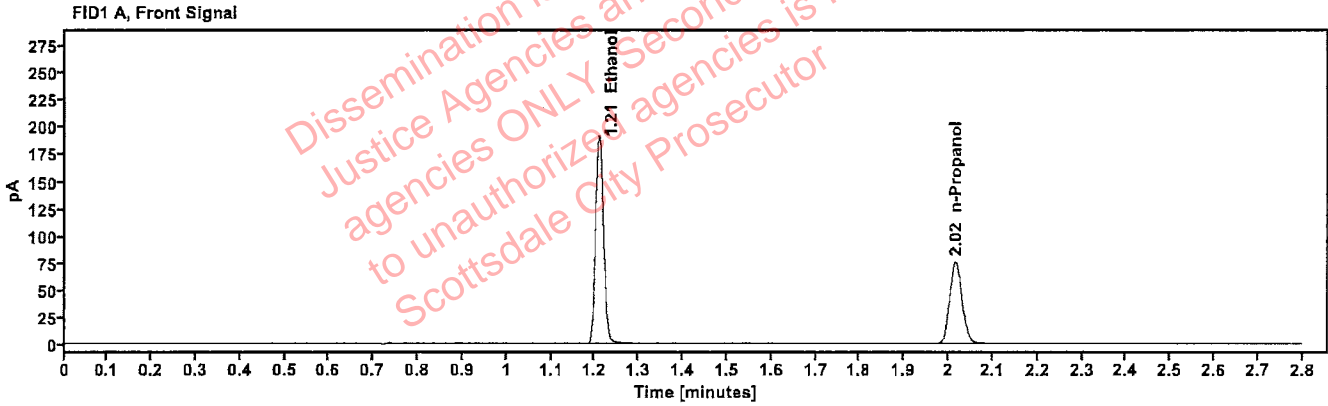


Table 1: FID 1 A (column DB-ALC1)

Compound	Time (min)	Peak Area
Ethanol	1.209	243.764
n-Propanol	2.016	150.316

Table 2: FID 2 B (column DB-ALC2)

Compound	Time (min)	Peak Area
Ethanol	1.355	269.073
n-Propanol	2.435	164.634

# Scottsdale Police Department Crime Lab Volatiles Analysis

<b>Sample:</b>	011823WB	<b>Vial:</b>	5
<b>Description:</b>	Negative	<b>LIMS ID:</b>	
<b>Method:</b>	ethanol quant.M	<b>Sequence:</b>	10Oct23
<b>Instrument:</b>	US14173023 CN14160045	<b>Injection date:</b>	10/10/2023 4:05:32 PM
<b>Data file:</b>	C:\Chem32\1\Data\10Oct23\5.D	<b>Analyst:</b>	Brooke

yab

Dissemination is restricted to Criminal Justice Agencies and authorized agencies ONLY. Secondary dissemination to unauthorized agencies is PROHIBITED. Scottsdale City Prosecutor

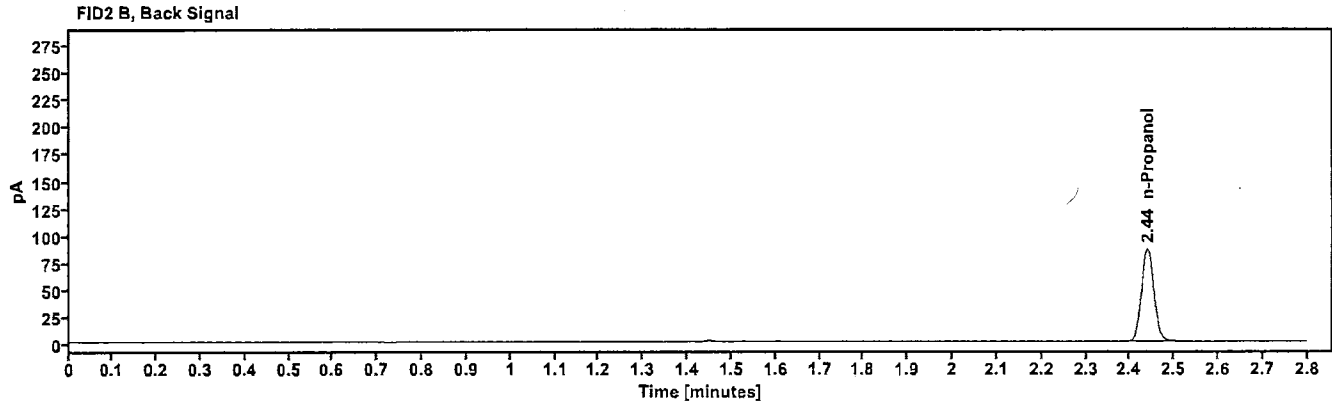
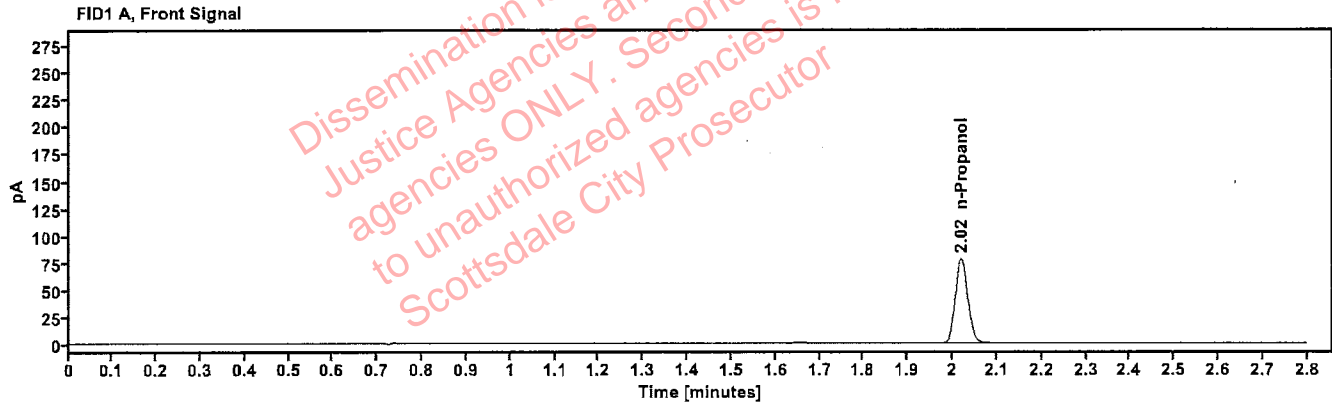


Table 1: FID 1 A (column DB-ALC1)

Compound	Amount (g/100mL)	Time (min)	Peak Area
n-Propanol	-----	2.019	154.865

Table 2: FID 2 B (column DB-ALC2)

Compound	Time (min)	Peak Area
n-Propanol	2.440	170.012

# Scottsdale Police Department Crime Lab Volatiles Analysis

<b>Sample:</b>	050721MIX	<b>Vial:</b>	6
<b>Description:</b>	Volatiles mix	<b>LIMS ID:</b>	
<b>Method:</b>	ethanol quant.M	<b>Sequence:</b>	10Oct23
<b>Instrument:</b>	US14173023 CN14160045	<b>Injection date:</b>	10/10/2023 4:09:33 PM
<b>Data file:</b>	C:\Chem32\1\Data\10Oct23\6.D	<b>Analyst:</b>	Brooke

*Handwritten initials*

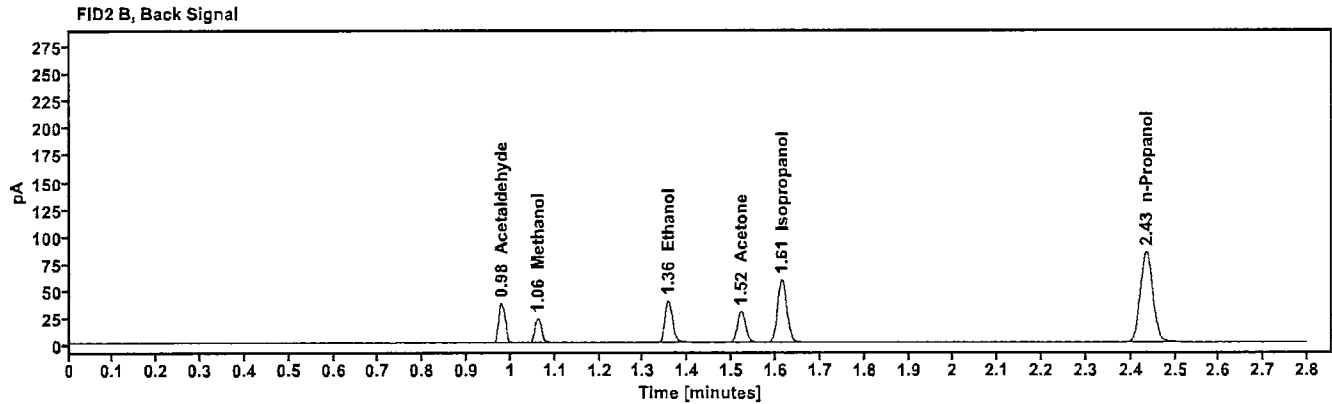
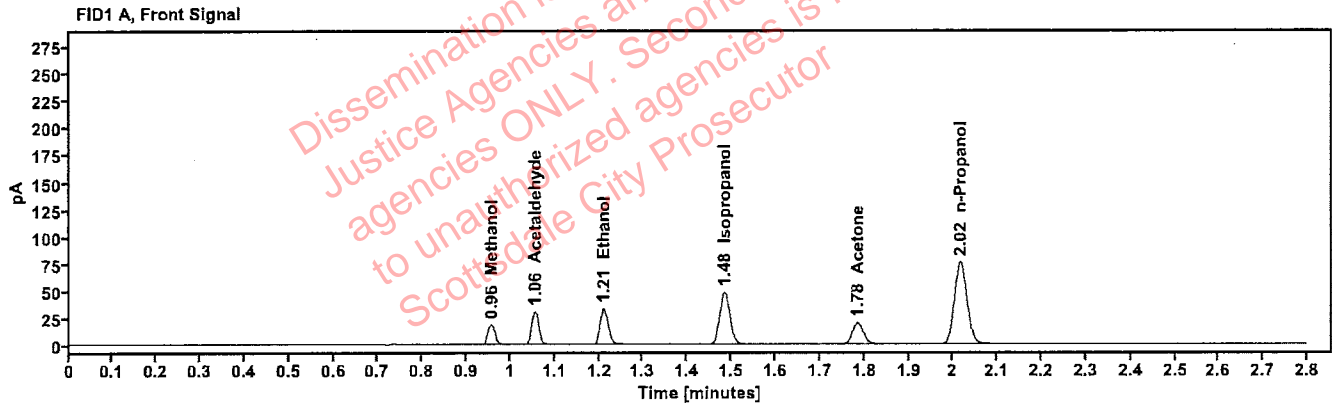


Table 1: FID 1 A (column DB-ALC1)

Compound	Amount (g/100mL)	Time (min)	Peak Area
Methanol	-----	0.957	21.305
Acetaldehyde	-----	1.055	33.711
>Ethanol	0.0710	1.210	42.404
Isopropanol	-----	1.484	77.447
Acetone	-----	1.785	34.264
n-Propanol	-----	2.016	151.148

Table 2: FID 2 B (column DB-ALC2)

Compound	Time (min)	Peak Area
Acetaldehyde	0.979	37.801
Methanol	1.061	23.729
Ethanol	1.356	46.615
Acetone	1.521	37.770
Isopropanol	1.614	86.042
n-Propanol	2.435	165.611



# Scottsdale Police Department Crime Lab Volatiles Analysis

<b>Sample:</b>	30012020-A	<b>Vial:</b>	7
<b>Description:</b>	0.400	<b>LIMS ID:</b>	
<b>Method:</b>	ethanol quant.M	<b>Sequence:</b>	10Oct23
<b>Instrument:</b>	US14173023 CN14160045	<b>Injection date:</b>	10/10/2023 4:13:47 PM
<b>Data file:</b>	C:\Chem32\1\Data\10Oct23\7.D	<b>Analyst:</b>	Brooke

*BP*

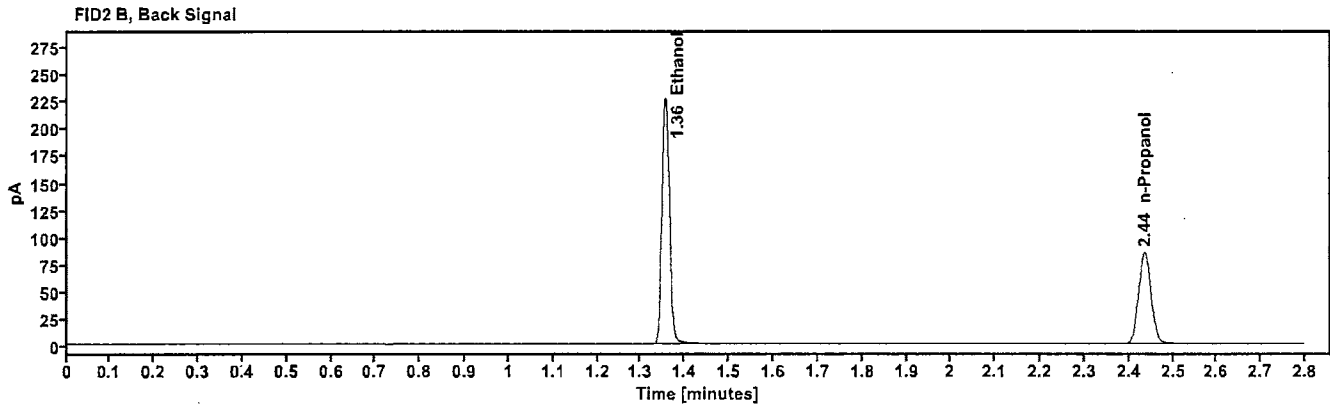
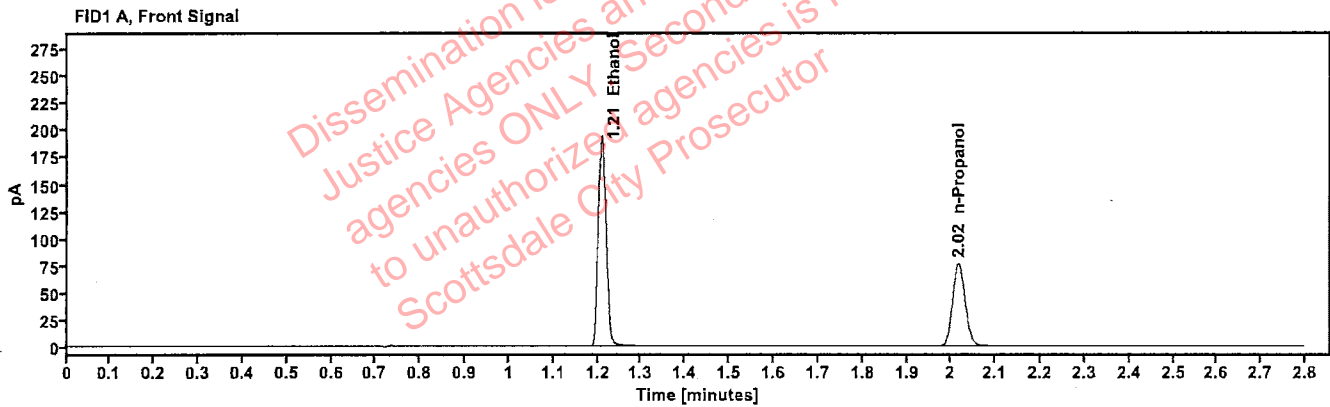


Table 1: FID 1 A (column DB-ALC1)

Compound	Amount (g/100mL)	Time (min)	Peak Area
>Ethanol	0.4017	1.209	247.310
n-Propanol	-----	2.017	152.196

Table 2: FID 2 B (column DB-ALC2)

Compound	Time (min)	Peak Area
Ethanol	1.356	272.662
n-Propanol	2.436	166.721

# Scottsdale Police Department Crime Lab Volatiles Analysis

<b>Sample:</b>	14082019-B	<b>Vial:</b>	8
<b>Description:</b>	0.040	<b>LIMS ID:</b>	
<b>Method:</b>	ethanol quant.M	<b>Sequence:</b>	10Oct23
<b>Instrument:</b>	US14173023 CN14160045	<b>Injection date:</b>	10/10/2023 4:17:48 PM
<b>Data file:</b>	C:\Chem32\1\Data\10Oct23\8.D	<b>Analyst:</b>	Brooke

493

Dissemination is restricted to Criminal Justice Agencies and authorized agencies ONLY. Secondary dissemination to unauthorized agencies is PROHIBITED. Scottsdale City Prosecutor

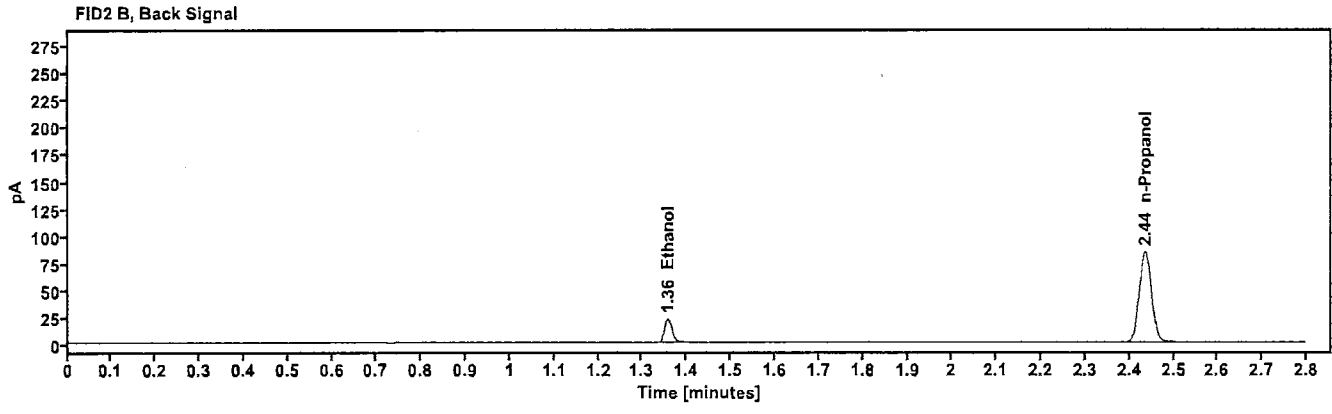
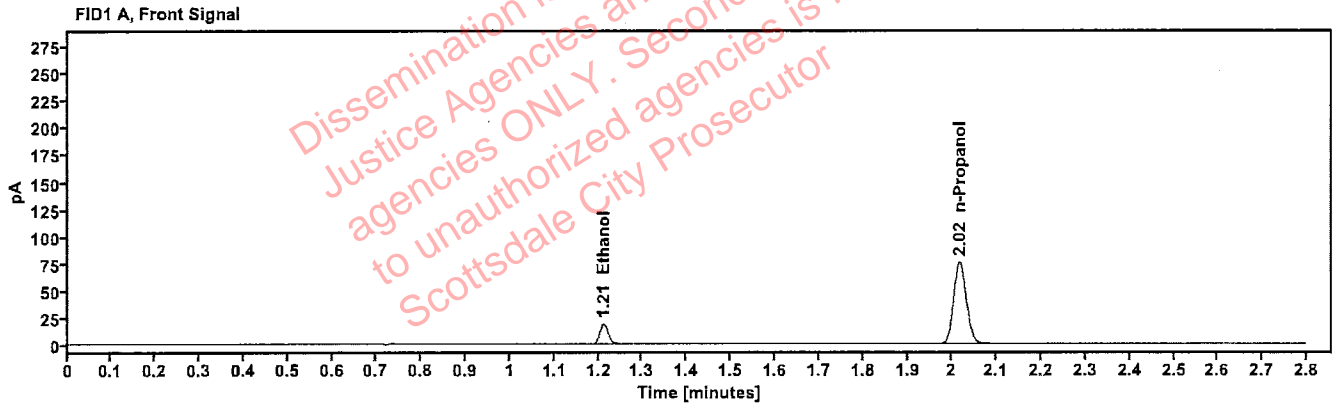


Table 1: FID 1 A (column DB-ALC1)

Compound	Amount (g/100mL)	Time (min)	Peak Area
>Ethanol	0.0416	1.212	24.308
n-Propanol	----	2.017	150.941

Table 2: FID 2 B (column DB-ALC2)

Compound	Time (min)	Peak Area
Ethanol	1.357	26.711
n-Propanol	2.436	165.340

# Scottsdale Police Department Crime Lab Volatiles Analysis

<b>Sample:</b>	4110320133/11	<b>Vial:</b>	9
<b>Description:</b>	0.199	<b>LIMS ID:</b>	
<b>Method:</b>	ethanol quant.M	<b>Sequence:</b>	10Oct23
<b>Instrument:</b>	US14173023 CN14160045	<b>Injection date:</b>	10/10/2023 4:21:47 PM
<b>Data file:</b>	C:\Chem32\1\Data\10Oct23\9.D	<b>Analyst:</b>	Brooke

*Handwritten initials: BA*

Dissemination is restricted to Criminal Justice Agencies and authorized agencies ONLY. Secondary dissemination to unauthorized agencies is PROHIBITED. Scottsdale City Prosecutor

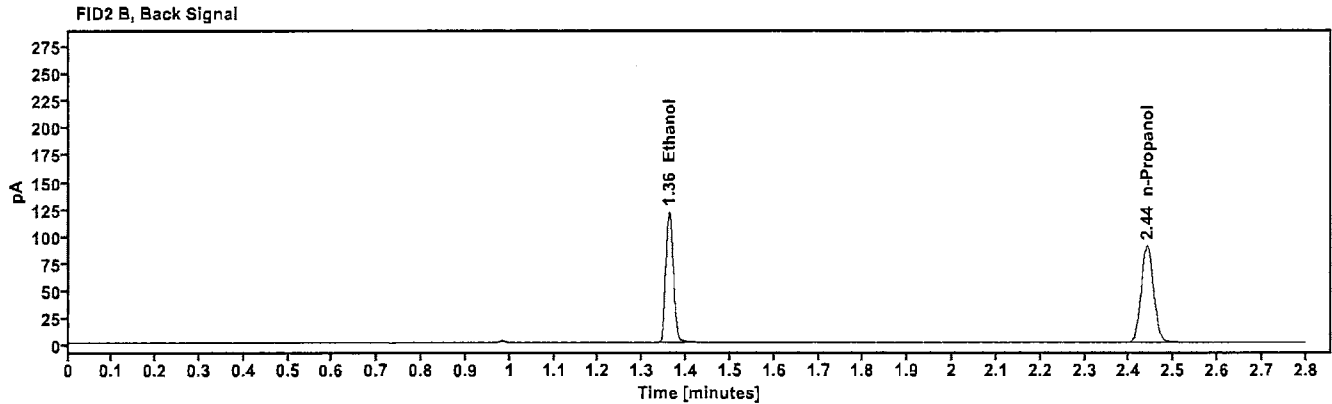
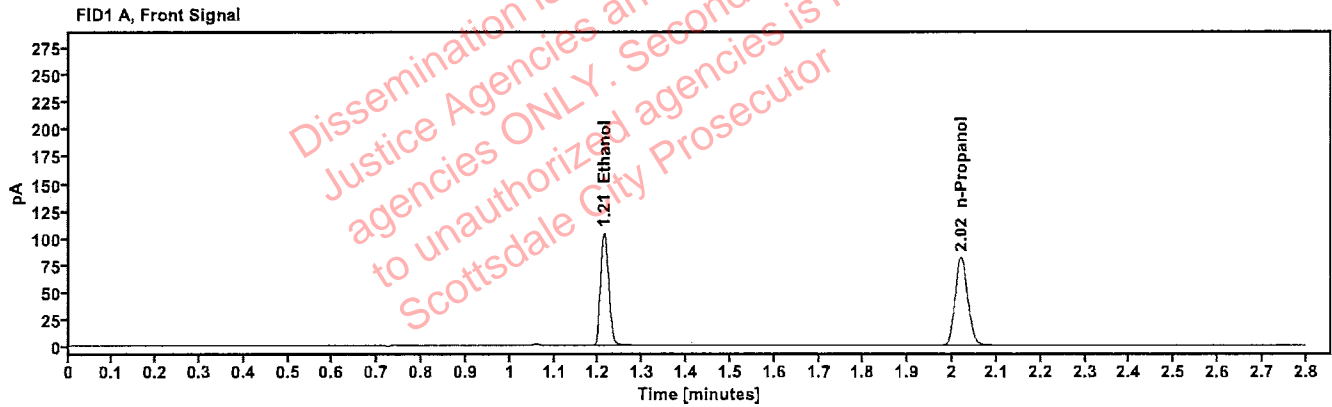


Table 1: FID 1 A (column DB-ALC1)

Compound	Amount (g/100mL)	Time (min)	Peak Area
>Ethanol	0.2042	1.213	132.972
n-Propanol	-----	2.020	161.751

Table 2: FID 2 B (column DB-ALC2)

Compound	Time (min)	Peak Area
Ethanol	1.361	146.451
n-Propanol	2.440	177.170

# Scottsdale Police Department Crime Lab Volatiles Analysis

Sample:	20012020-B	Vial:	20
Description:	0.080	LIMS ID:	
Method:	ethanol quant.M	Sequence:	10Oct23
Instrument:	US14173023 CN14160045	Injection date:	10/10/2023 5:06:17 PM
Data file:	C:\Chem32\1\Data\10Oct23\20.D	Analyst:	Brooke

73

Dissemination is restricted to Criminal Justice Agencies and authorized agencies ONLY. Secondary dissemination to unauthorized agencies is PROHIBITED. Scottsdale City Prosecutor

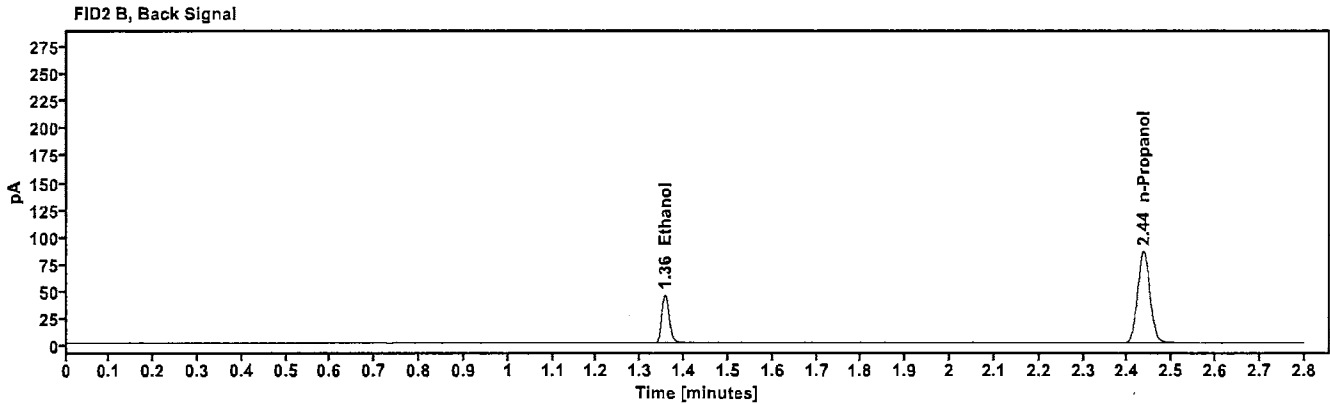
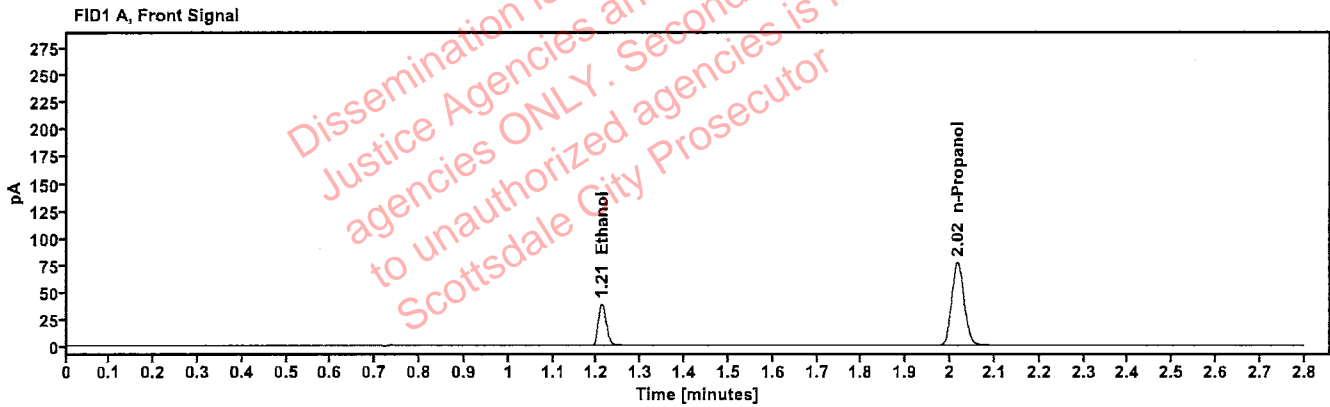


Table 1: FID 1 A (column DB-ALC1)

Compound	Amount (g/100mL)	Time (min)	Peak Area
>Ethanol	0.0808	1.211	49.054
n-Propanol	---	2.017	153.032

Table 2: FID 2 B (column DB-ALC2)

Compound	Time (min)	Peak Area
Ethanol	1.357	54.016
n-Propanol	2.436	167.714

# Scottsdale Police Department Crime Lab Volatiles Analysis

<b>Sample:</b>	4110320133/11	<b>Vial:</b>	31
<b>Description:</b>	0.199	<b>LIMS ID:</b>	
<b>Method:</b>	ethanol quant.M	<b>Sequence:</b>	10Oct23
<b>Instrument:</b>	US14173023 CN14160045	<b>Injection date:</b>	10/10/2023 5:50:48 PM
<b>Data file:</b>	C:\Chem32\1\Data\10Oct23\31.D	<b>Analyst:</b>	Brooke

PS

Dissemination is restricted to Criminal Justice Agencies and authorized agencies ONLY. Secondary dissemination to unauthorized agencies is PROHIBITED. Scottsdale City Prosecutor

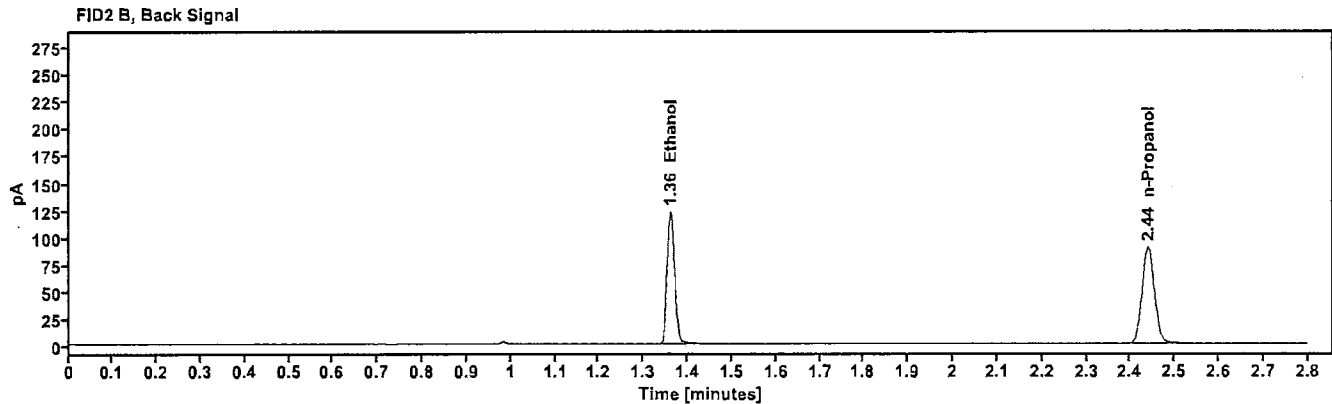
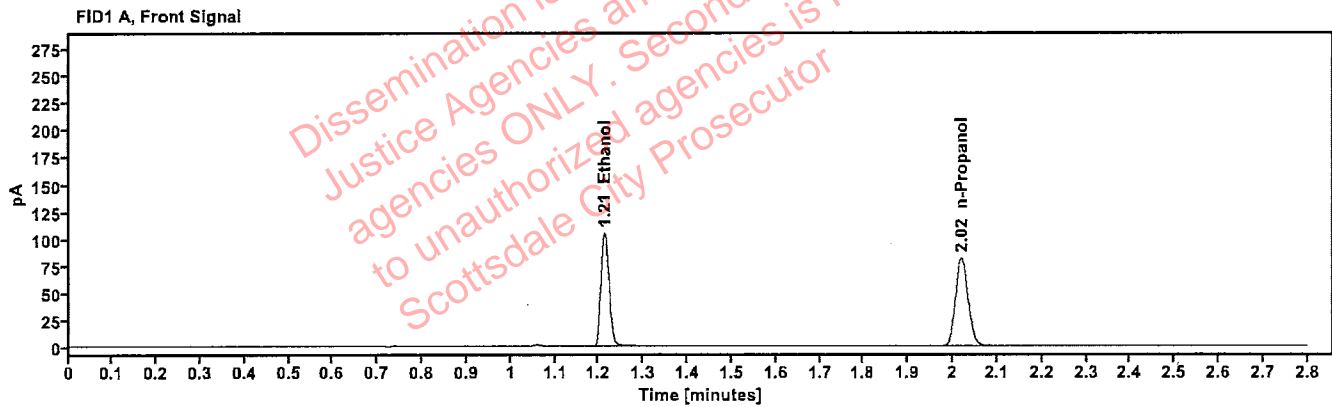


Table 1: FID 1 A (column DB-ALC1)

Compound	Amount (g/100mL)	Time (min)	Peak Area
>Ethanol	0.2060	1.213	134.359
n-Propanol	—	2.020	161.964

Table 2: FID 2 B (column DB-ALC2)

Compound	Time (min)	Peak Area
Ethanol	1.361	147.929
n-Propanol	2.440	177.481

# Scottsdale Police Department Crime Lab Volatiles Analysis

<b>Sample:</b>	20012020-B	<b>Vial:</b>	42
<b>Description:</b>	0.080	<b>LIMS ID:</b>	
<b>Method:</b>	ethanol quant.M	<b>Sequence:</b>	10Oct23
<b>Instrument:</b>	US14173023 CN14160045	<b>Injection date:</b>	10/10/2023 6:35:03 PM
<b>Data file:</b>	C:\Chem32\1\Data\10Oct23\42.D	<b>Analyst:</b>	Brooke

73B

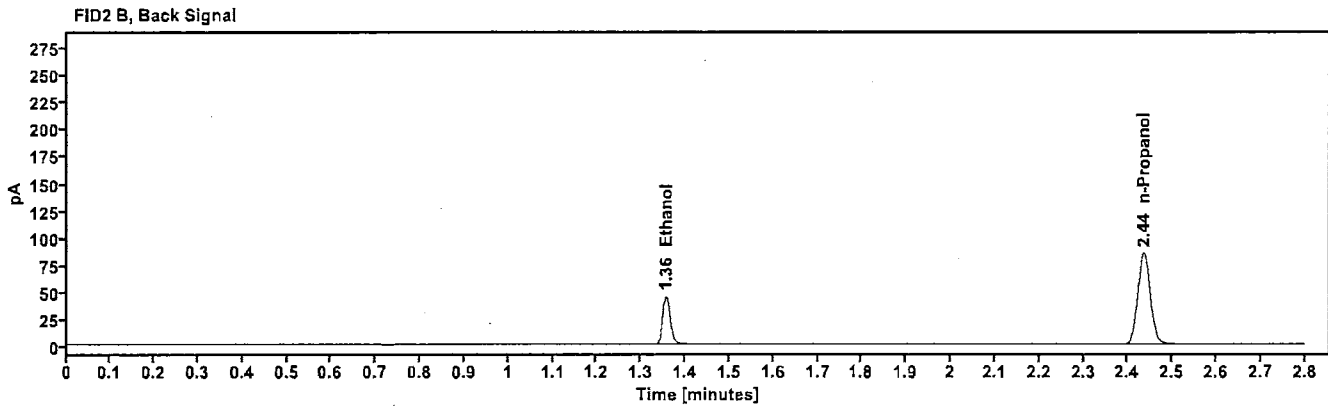
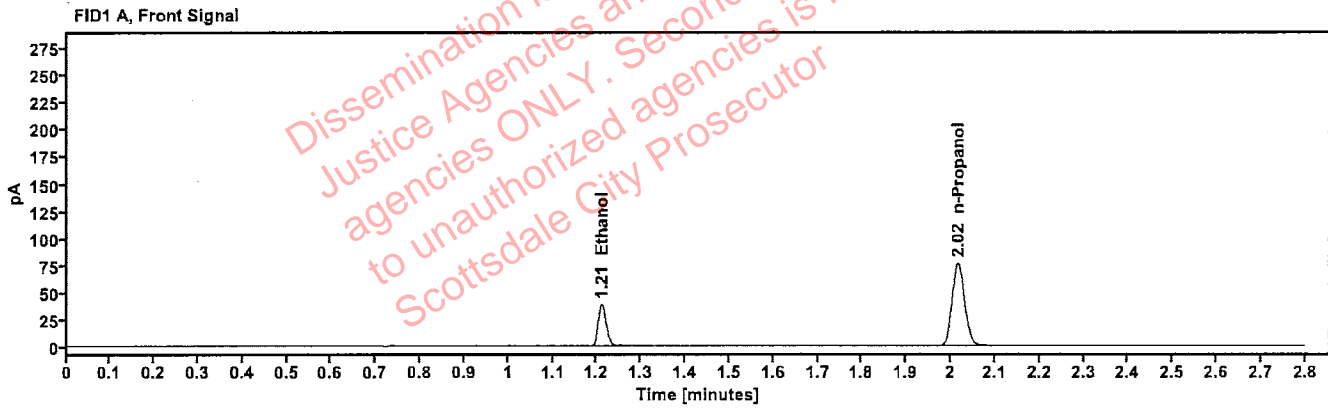


Table 1: FID 1 A (column DB-ALC1)

Compound	Amount (g/100mL)	Time (min)	Peak Area
>Ethanol	0.0808	1.211	48.790
n-Propanol	---	2.017	152.247

Table 2: FID 2 B (column DB-ALC2)

Compound	Time (min)	Peak Area
Ethanol	1.356	53.596
n-Propanol	2.435	166.771

# Scottsdale Police Department Crime Lab Volatiles Analysis

<b>Sample:</b>	30012020-A	<b>Vial:</b>	53
<b>Description:</b>	0.400	<b>LIMS ID:</b>	
<b>Method:</b>	ethanol quant.M	<b>Sequence:</b>	10Oct23
<b>Instrument:</b>	US14173023 CN14160045	<b>Injection date:</b>	10/10/2023 7:19:33 PM
<b>Data file:</b>	C:\Chem32\1\Data\10Oct23\53.D	<b>Analyst:</b>	Brooke

YBB

Dissemination is restricted to Criminal Justice Agencies and authorized agencies ONLY. Secondary dissemination to unauthorized agencies is PROHIBITED. Scottsdale City Prosecutor

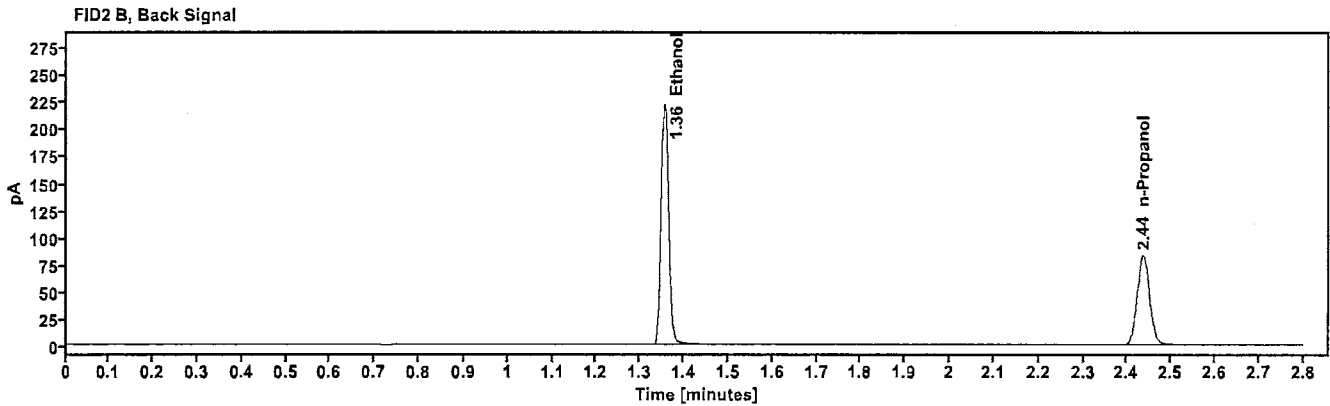
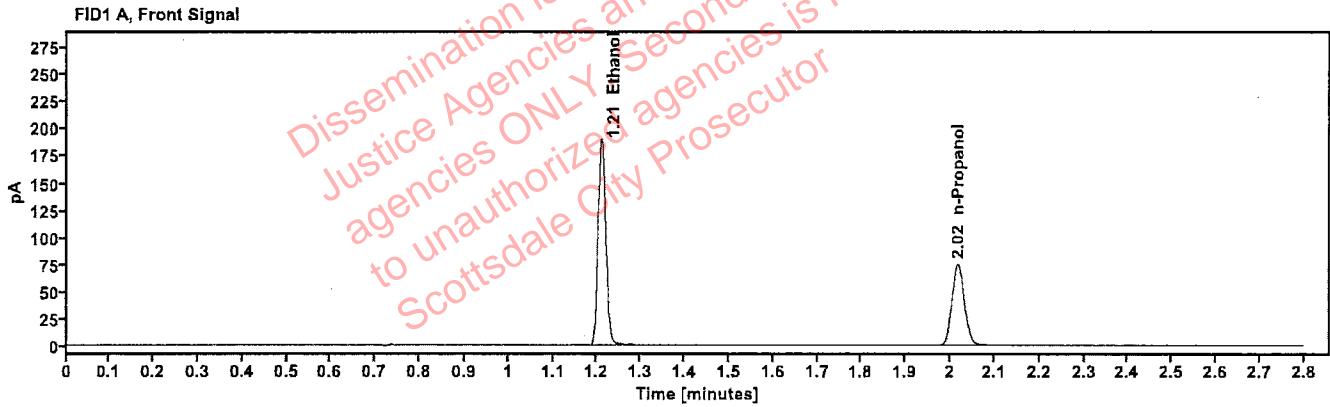


Table 1: FID 1 A (column DB-ALC1)

Compound	Amount (g/100mL)	Time (min)	Peak Area
>Ethanol	0.4006	1.209	241.626
n-Propanol	-----	2.017	149.087

Table 2: FID 2 B (column DB-ALC2)

Compound	Time (min)	Peak Area
Ethanol	1.356	266.948
n-Propanol	2.436	163.392

# Scottsdale Police Department Crime Lab Volatiles Analysis

Sample:	14082019-B	Vial:	54
Description:	0.040	LIMS ID:	
Method:	ethanol quant.M	Sequence:	10Oct23
Instrument:	US14173023 CN14160045	Injection date:	10/10/2023 7:23:33 PM
Data file:	C:\Chem32\1\Data\10Oct23\54.D	Analyst:	Brooke

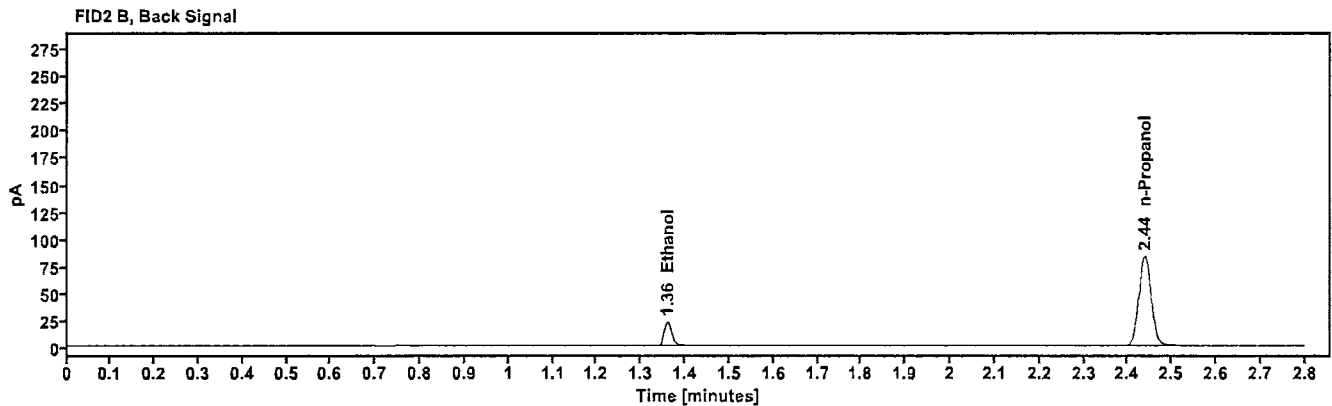
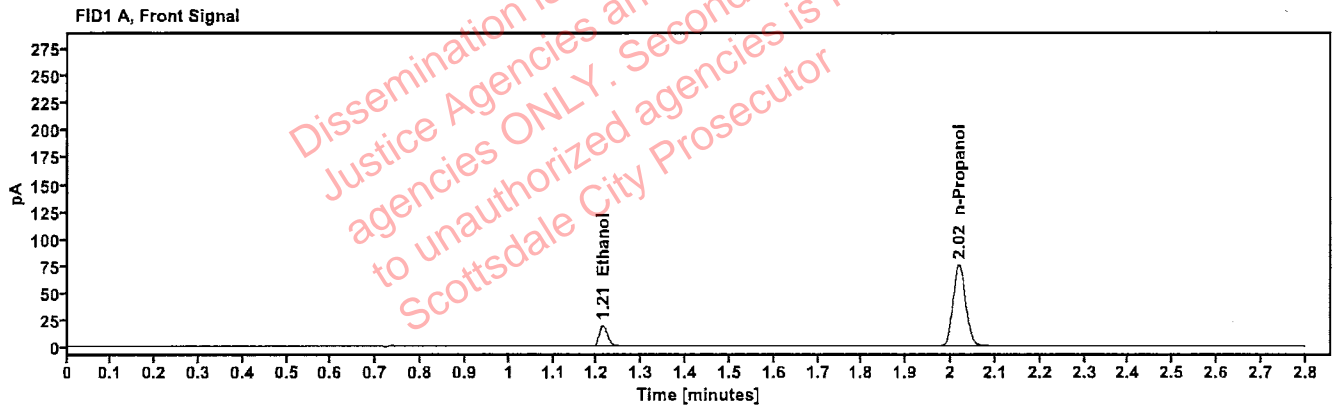


Table 1: FID 1 A (column DB-ALC1)

Compound	Amount (g/100mL)	Time (min)	Peak Area
>Ethanol	0.0420	1.213	24.435
n-Propanol	-----	2.018	149.960

Table 2: FID 2 B (column DB-ALC2)

Compound	Time (min)	Peak Area
Ethanol	1.360	26.965
n-Propanol	2.438	164.336



# Scottsdale Police Department Crime Lab Volatiles Analysis

<b>Sample:</b>	4110320133/11	<b>Vial:</b>	55
<b>Description:</b>	0.199	<b>LIMS ID:</b>	
<b>Method:</b>	ethanol quant.M	<b>Sequence:</b>	10Oct23
<b>Instrument:</b>	US14173023 CN14160045	<b>Injection date:</b>	10/10/2023 7:27:47 PM
<b>Data file:</b>	C:\Chem32\1\Data\10Oct23\55.D	<b>Analyst:</b>	Brooke

193

Dissemination is restricted to Criminal Justice Agencies and authorized agencies ONLY. Secondary dissemination to unauthorized agencies is PROHIBITED. Scottsdale City Prosecutor

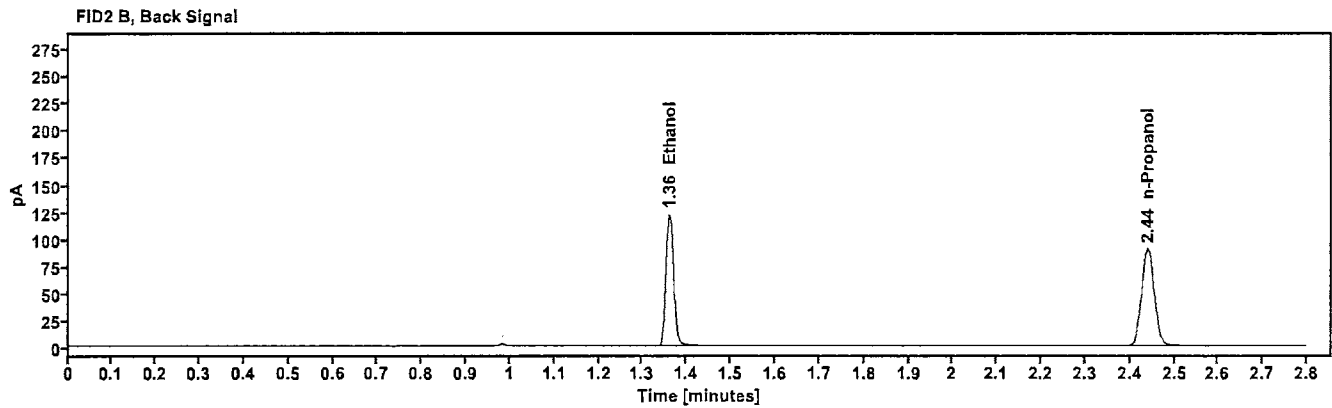
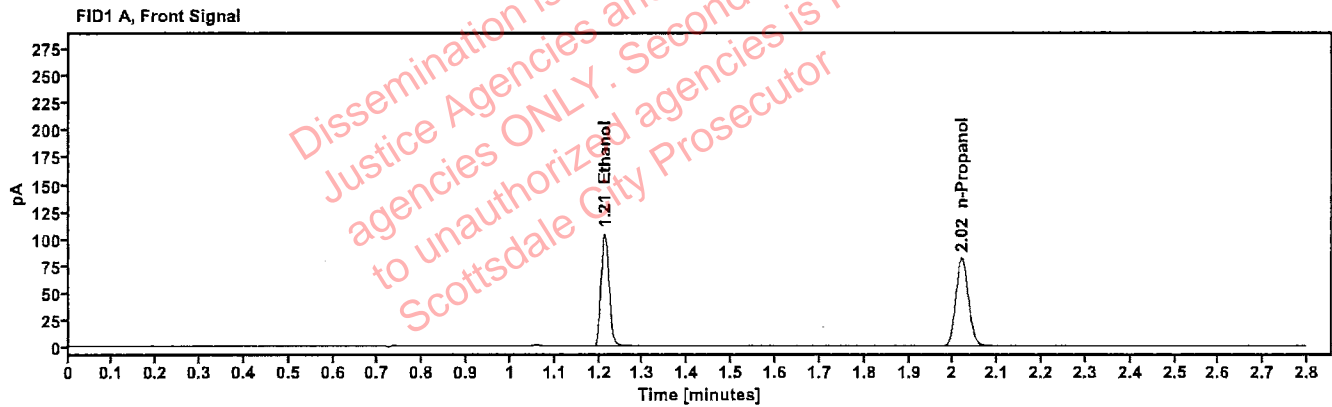


Table 1: FID 1 A (column DB-ALC1)

Compound	Amount (g/100mL)	Time (min)	Peak Area
>Ethanol	0.2040	1.212	133.566
n-Propanol	----	2.019	162.617

Table 2: FID 2 B (column DB-ALC2)

Compound	Time (min)	Peak Area
Ethanol	1.360	147.019
n-Propanol	2.440	178.269

# Scottsdale Police Department Crime Lab Volatiles Analysis

<b>Sample:</b>	092223AQ	<b>Vial:</b>	56
<b>Description:</b>	Negative	<b>LIMS ID:</b>	
<b>Method:</b>	ethanol quant.M	<b>Sequence:</b>	10Oct23
<b>Instrument:</b>	US14173023 CN14160045	<b>Injection date:</b>	10/10/2023 7:31:47 PM
<b>Data file:</b>	C:\Chem32\1\Data\10Oct23\56.D	<b>Analyst:</b>	Brooke

JPB

Dissemination is restricted to Criminal Justice Agencies and authorized agencies ONLY. Secondary dissemination to unauthorized agencies is PROHIBITED. Scottsdale City Prosecutor

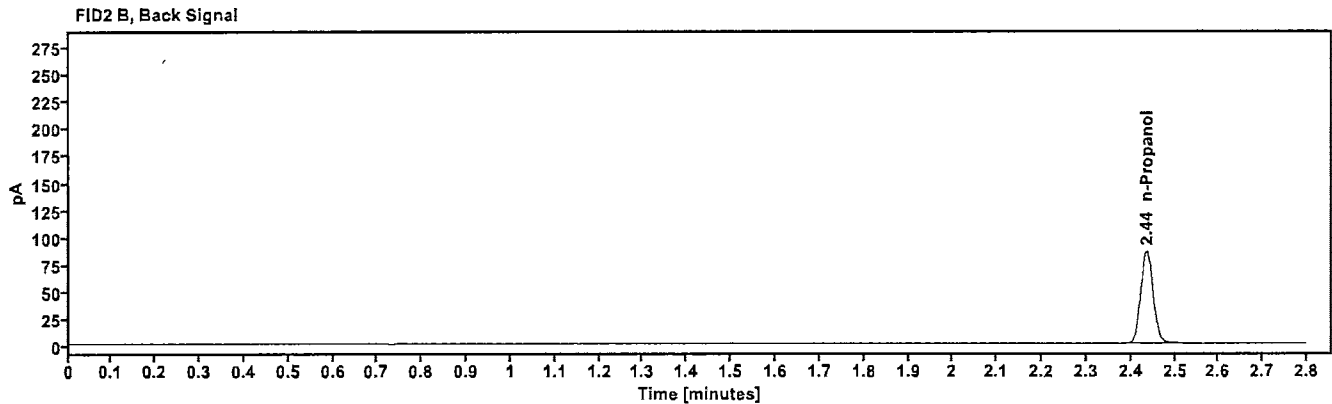
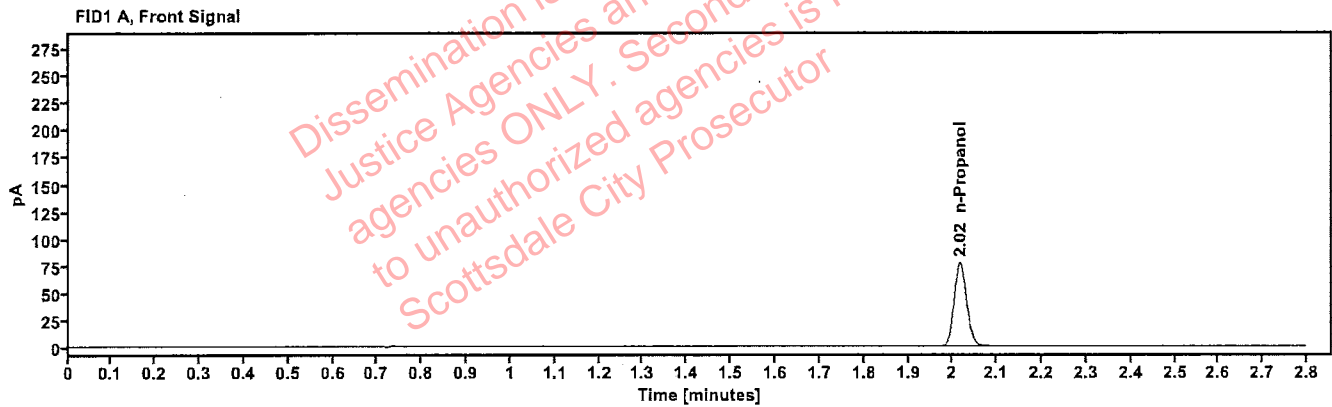


Table 1: FID 1 A (column DB-ALC1)

Compound	Amount (g/100mL)	Time (min)	Peak Area
n-Propanol	-----	2.017	153.642

Table 2: FID 2 B (column DB-ALC2)

Compound	Time (min)	Peak Area
n-Propanol	2.436	168.309

# Sequence Summary

PB

Sequence name: 10Oct23      Instrument: US14173023 CN14160045      Analyst: Brooke

Vial	Sample	Description	Type	LIMS ID	Method
1	FN03122113	0.020 calibrator	Calibration		ethanol quant.M
2	FN11172002	0.100 calibrator	Calibration		ethanol quant.M
3	FN03132302	0.200 calibrator	Calibration		ethanol quant.M
4	FN03052102	0.400 calibrator	Calibration		ethanol quant.M
5	011823WB	Negative	Control		ethanol quant.M
6	050721MIX	Volatiles mix	Control		ethanol quant.M
7	30012020-A	0.400	Control		ethanol quant.M
8	14082019-B	0.040	Control		ethanol quant.M
9	4110320133/11	0.199	Control		ethanol quant.M
10	2320042-2				ethanol quant.M
11	2320042-2				ethanol quant.M
12	2320046-2				ethanol quant.M
13	2320046-2				ethanol quant.M
14	2320168-1				ethanol quant.M
15	2320168-1				ethanol quant.M
16	2320254-1				ethanol quant.M
17	2320254-1				ethanol quant.M
18	2320259-2				ethanol quant.M
19	2320259-2				ethanol quant.M
20	20012020-B	0.080	Control		ethanol quant.M
21	2320314-2				ethanol quant.M
22	2320314-2				ethanol quant.M
23	2320260-2				ethanol quant.M
24	2320260-2				ethanol quant.M
25	2320307-2				ethanol quant.M
26	2320307-2				ethanol quant.M
27	2320246-3				ethanol quant.M
28	2320246-3				ethanol quant.M
29	422-01D.M.				ethanol quant.M
30	422-01D.M.				ethanol quant.M
31	4110320133/11	0.199	Control		ethanol quant.M
32	419-01A.S.				ethanol quant.M
33	419-01A.S.				ethanol quant.M
34	426-01W.T.				ethanol quant.M
35	426-01W.T.				ethanol quant.M
36	414-01B.W.				ethanol quant.M
37	414-01B.W.				ethanol quant.M
38	404-01L.G.				ethanol quant.M
39	404-01L.G.				ethanol quant.M
40	2311724-2				ethanol quant.M
41	2311724-2				ethanol quant.M
42	20012020-B	0.080	Control		ethanol quant.M
43	2320328-1				ethanol quant.M
44	2320328-1				ethanol quant.M
45	2320334-3				ethanol quant.M
46	2320334-3				ethanol quant.M
47	2320458-2				ethanol quant.M

# Sequence Summary

AB

48	2320458-2				ethanol quant.M
49	2320524-2				ethanol quant.M
50	2320524-2				ethanol quant.M
51	2320669-2				ethanol quant.M
52	2320669-2				ethanol quant.M
53	30012020-A	0.400	Control		ethanol quant.M
54	14082019-B	0.040	Control		ethanol quant.M
55	4110320133/11	0.199	Control		ethanol quant.M
56	092223AQ	Negative	Control		ethanol quant.M

Dissemination is restricted to Criminal Justice Agencies and authorized agencies ONLY. Secondary dissemination to unauthorized agencies is PROHIBITED. Scottsdale City Prosecutor

# Scottsdale Police Department Crime Laboratory Summary of Cases

SEQUENCE NAME: 10Oct23

ANALYST: Brooke 13

Vials	Test 1 (g/dL)	Test 2 (g/dL)	Mean (g/dL)	Percent Difference*	Absolute Difference (g/dL)*
10 11	0.2069	0.2069	0.20690	0.00	0.00000
12 13	0.1813	0.1830	0.18215	0.47	0.00085
14 15	0.1897	0.1890	0.18935	0.18	0.00035
16 17	0.2433	0.2430	0.24315	0.06	0.00015
18 19	0.1684	0.1685	0.16845	0.03	0.00005
21 22	0.1882	0.1891	0.18865	0.24	0.00045
23 24	0.2825	0.2816	0.28205	0.16	0.00045
25 26	0.1615	0.1629	0.16220	0.43	0.00070
27 28	0.1444	0.1434	0.14390	0.35	0.00050
29 30	0.0738	0.0737	0.07375	0.07	0.00005
32 33	0.2160	0.2133	0.21465	0.63	0.00135
34 35	0.1795	0.1777	0.17860	0.50	0.00090
36 37	0.1299	0.1304	0.13015	0.19	0.00025
38 39	0.2518	0.2519	0.25185	0.02	0.00005
40 41	0.2034	0.2037	0.20355	0.07	0.00015
43 44	0.0573	0.0577	0.05750	0.35	0.00020
45 46	0.0676	0.0676	0.06760	0.00	0.00000
47 48	0.2193	0.2204	0.21985	0.25	0.00055
49 50	0.0968	0.0968	0.09680	0.00	0.00000
51 52	0.1416	0.1419	0.14175	0.11	0.00015

\*Calculated differences are differences from the mean of the two results.

**Scottsdale Forensic Lab  
Blood Alcohol Pipetting Log**

ANALYST: Brooke

*PB*

SEQUENCE: 10Oct23

Instrument Position	Headspace Vial 1	Headspace Vial 2	Blood Tube	Barcode Match
Vials 10 and 11	2320042-2	2320042-2	2320042-2	Yes
Vials 12 and 13	2320046-2	2320046-2	2320046-2	Yes
Vials 14 and 15	2320168-1	2320168-1	2320168-1	Yes
Vials 16 and 17	2320254-1	2320254-1	2320254-1	Yes
Vials 18 and 19	2320259-2	2320259-2	2320259-2	Yes
Vials 21 and 22	2320314-2	2320314-2	2320314-2	Yes
Vials 23 and 24	2320260-2	2320260-2	2320260-2	Yes
Vials 25 and 26	2320307-2	2320307-2	2320307-2	Yes
Vials 27 and 28	2320246-3	2320246-3	2320246-3	Yes
Vials 29 and 30	422-01D.M.	422-01D.M.	422-01D.M.	Yes
Vials 32 and 33	419-01A.S.	419-01A.S.	419-01A.S.	Yes
Vials 34 and 35	426-01W.T.	426-01W.T.	426-01W.T.	Yes
Vials 36 and 37	414-01B.W.	414-01B.W.	414-01B.W.	Yes
Vials 38 and 39	404-01L.G.	404-01L.G.	404-01L.G.	Yes
Vials 40 and 41	2311724-2	2311724-2	2311724-2	Yes
Vials 43 and 44	2320328-1	2320328-1	2320328-1	Yes
Vials 45 and 46	2320334-3	2320334-3	2320334-3	Yes
Vials 47 and 48	2320458-2	2320458-2	2320458-2	Yes
Vials 49 and 50	2320524-2	2320524-2	2320524-2	Yes
Vials 51 and 52	2320669-2	2320669-2	2320669-2	Yes

### Scottsdale Police Department Crime Lab Volatiles Analysis

Sample: 2320042-2 Vial: 10  
Description: LIMS ID:  
Method: ethanol quant.M Sequence: 10Oct23  
Instrument: US14173023 CN14160045 Injection date: 10/10/2023 4:25:47 PM  
Data file: C:\Chem32\1\Data\10Oct23\10.D Analyst: Brooke

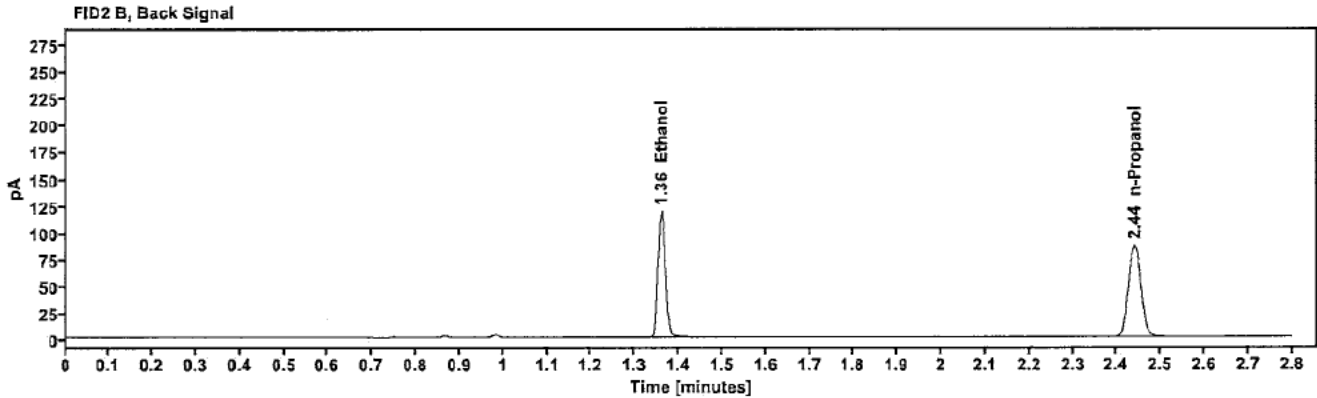
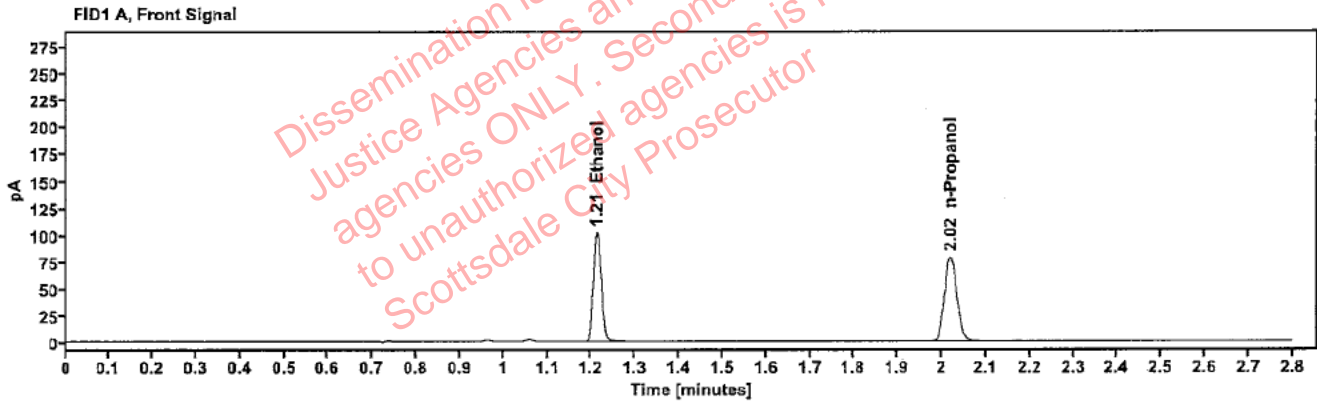


Table 1: FID 1 A (column DB-ALC1)

Compound	Amount (g/100mL)	Time (min)	Peak Area
>Ethanol	0.2069	1.212	129.970
n-Propanol	---	2.019	156.034

Table 2: FID 2 B (column DB-ALC2)

Compound	Time (min)	Peak Area
Ethanol	1.360	143.104
n-Propanol	2.440	170.964

### Scottsdale Police Department Crime Lab Volatiles Analysis

Sample:	2320042-2	Vial:	11
Description:	[REDACTED]	LIMS ID:	[REDACTED]
Method:	ethanol quant.M	Sequence:	10Oct23
Instrument:	US14173023 CN14160045	Injection date:	10/10/2023 4:29:47 PM
Data file:	C:\Chem32\1\Data\10Oct23\11.D	Analyst:	Brooke

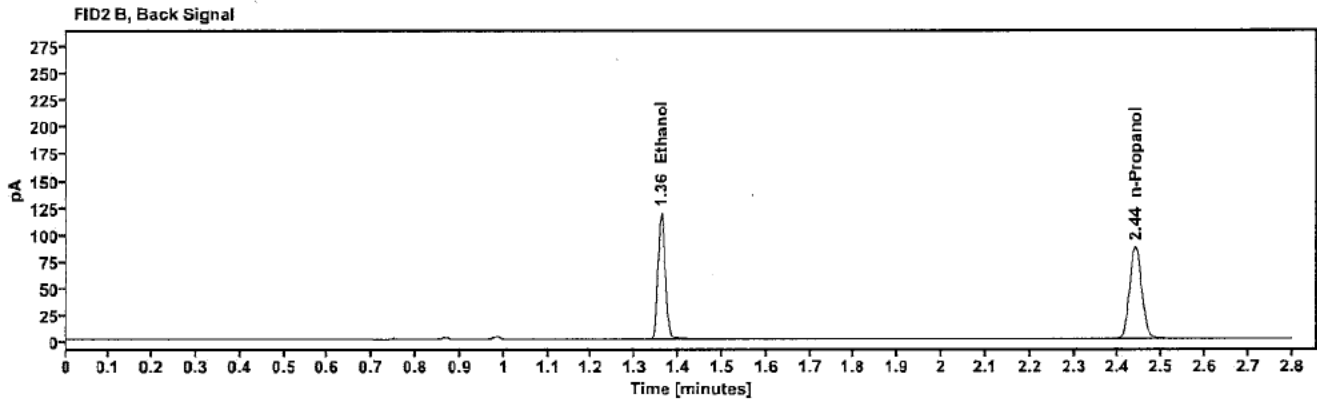
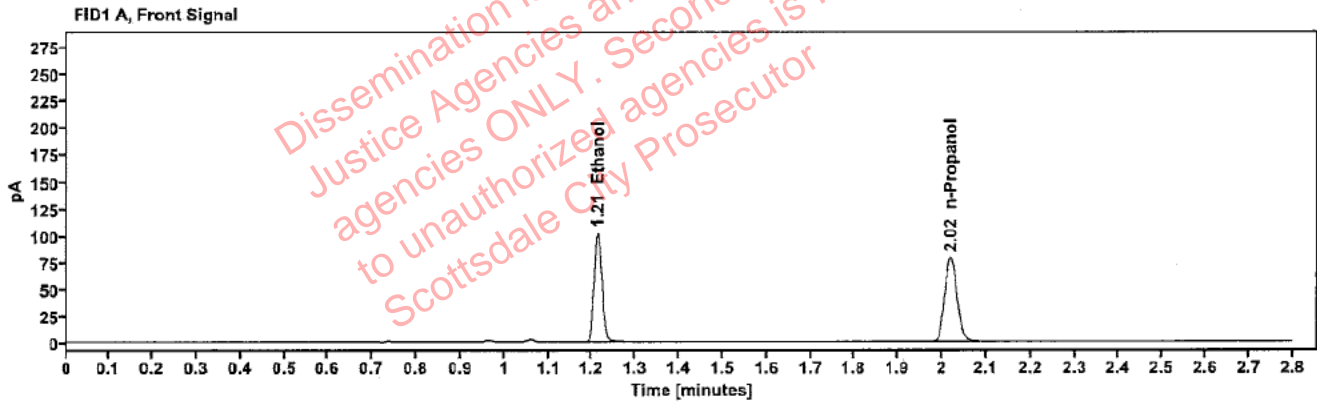


Table 1: FID 1 A (column DB-ALC1)

Compound	Amount (g/100mL)	Time (min)	Peak Area
>Ethanol	0.2069	1.212	130.239
n-Propanol	---	2.019	156.289

Table 2: FID 2 B (column DB-ALC2)

Compound	Time (min)	Peak Area
Ethanol	1.360	143.349
n-Propanol	2.439	171.311



### Scottsdale Police Department Crime Lab Volatiles Analysis

Sample:	2320046-2	Vial:	12
Description:	[REDACTED]	LIMS ID:	[REDACTED]
Method:	ethanol quant.M	Sequence:	10Oct23
Instrument:	US14173023 CN14160045	Injection date:	10/10/2023 4:33:47 PM
Data file:	C:\Chem32\1\Data\10Oct23\12.D	Analyst:	Brooke

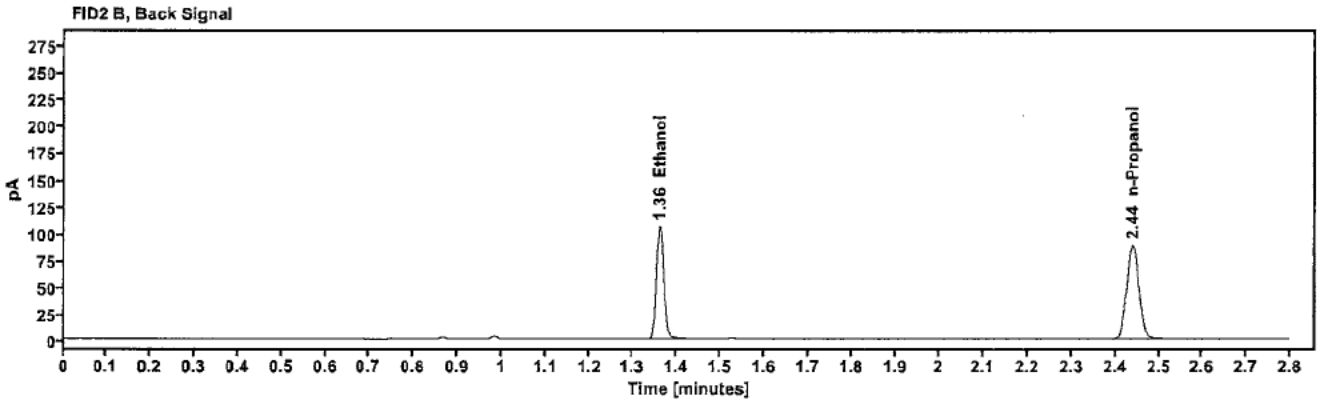
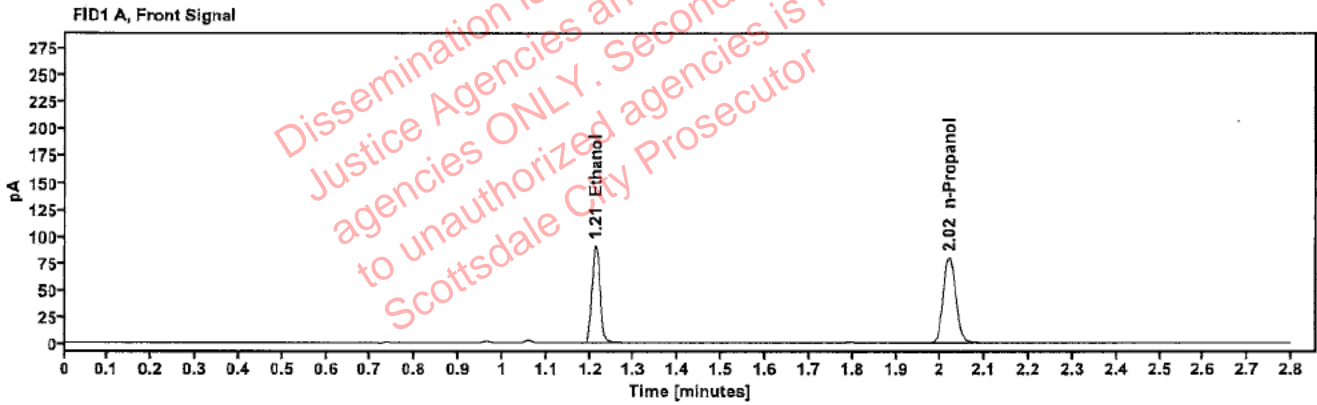


Table 1: FID 1 A (column DB-ALC1)

Compound	Amount (g/100mL)	Time (min)	Peak Area
>Ethanol	0.1813	1.213	116.212
n-Propanol	-----	2.019	159.372

Table 2: FID 2 B (column DB-ALC2)

Compound	Time (min)	Peak Area
Ethanol	1.360	127.996
n-Propanol	2.440	174.523

### Scottsdale Police Department Crime Lab Volatiles Analysis

Sample:	2320046-2	Vial:	13
Description:	[REDACTED]	LIMS ID:	[REDACTED]
Method:	ethanol quant.m	Sequence:	10Oct23
Instrument:	US14173023 CN14160045	Injection date:	10/10/2023 4:38:02 PM
Data file:	C:\Chem32\1\Data\10Oct23\13.D	Analyst:	Brooke

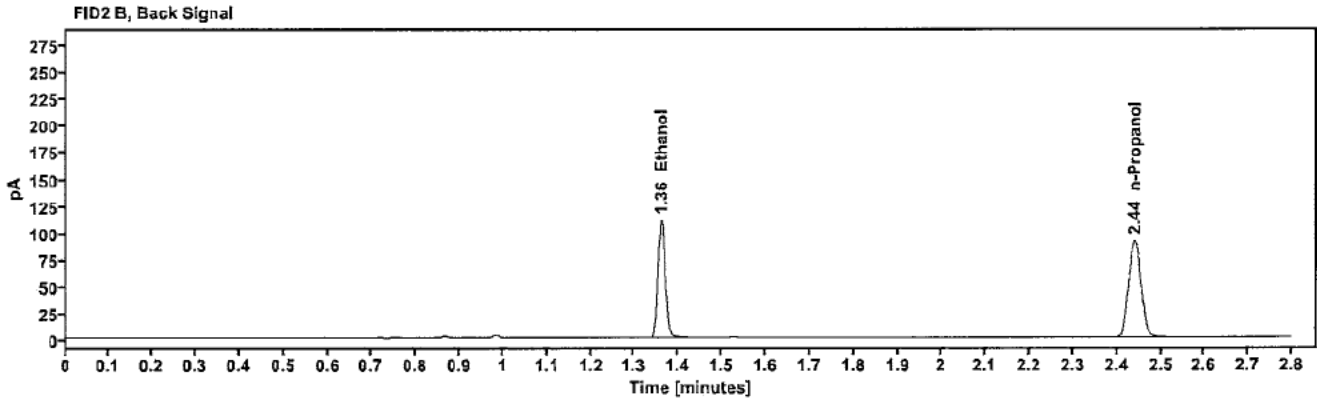
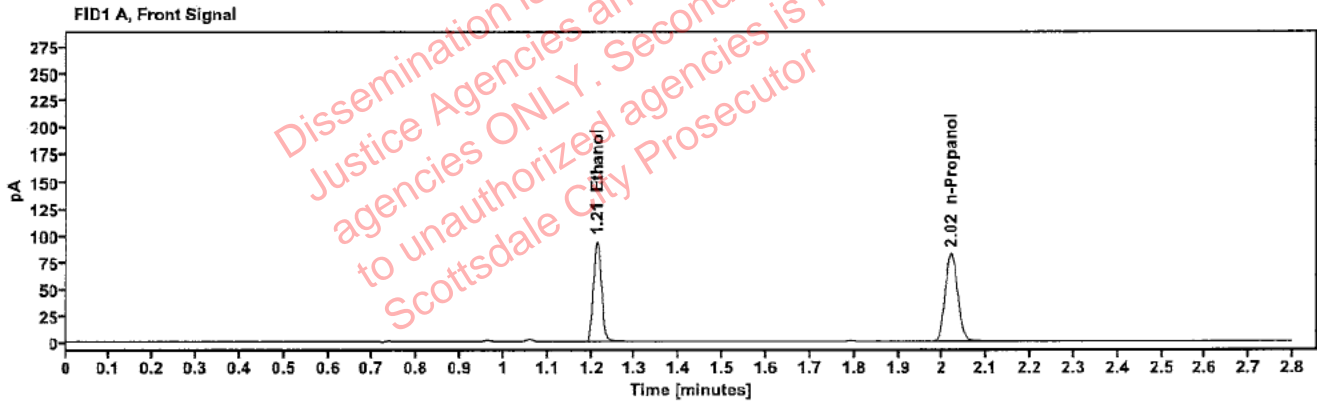


Table 1: FID 1 A (column DB-ALC1)

Compound	Amount (g/100mL)	Time (min)	Peak Area
>Ethanol	0.1830	1.213	120.848
n-Propanol	---	2.020	164.212

Table 2: FID 2 B (column DB-ALC2)

Compound	Time (min)	Peak Area
Ethanol	1.361	132.971
n-Propanol	2.440	179.826

### Scottsdale Police Department Crime Lab Volatiles Analysis

Sample:	2320168-1	Vial:	14
Description:	[REDACTED]	LIMS ID:	[REDACTED]
Method:	ethanol quant.M	Sequence:	10Oct23
Instrument:	US14173023 CN14160045	Injection date:	10/10/2023 4:42:02 PM
Data file:	C:\Chem32\1\Data\10Oct23\14.D	Analyst:	Brooke

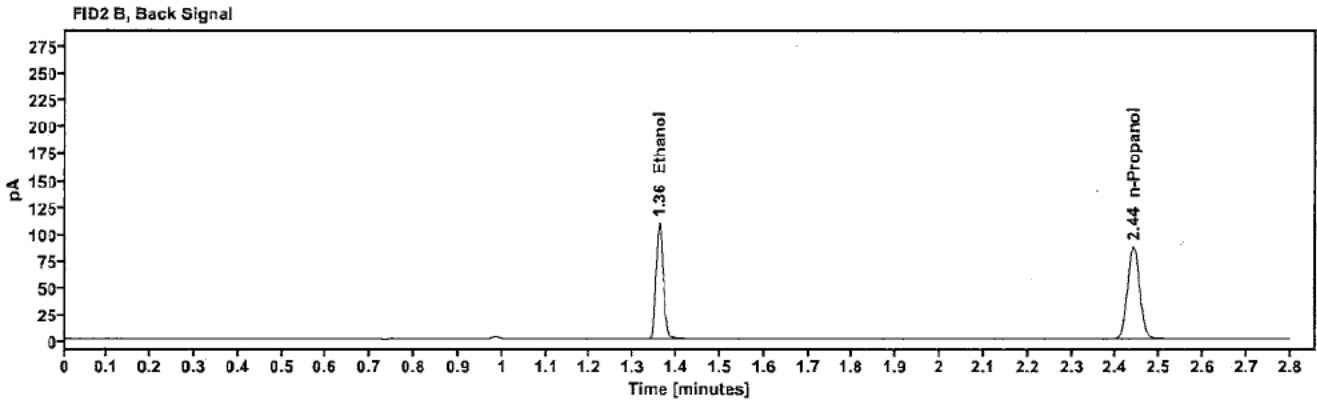
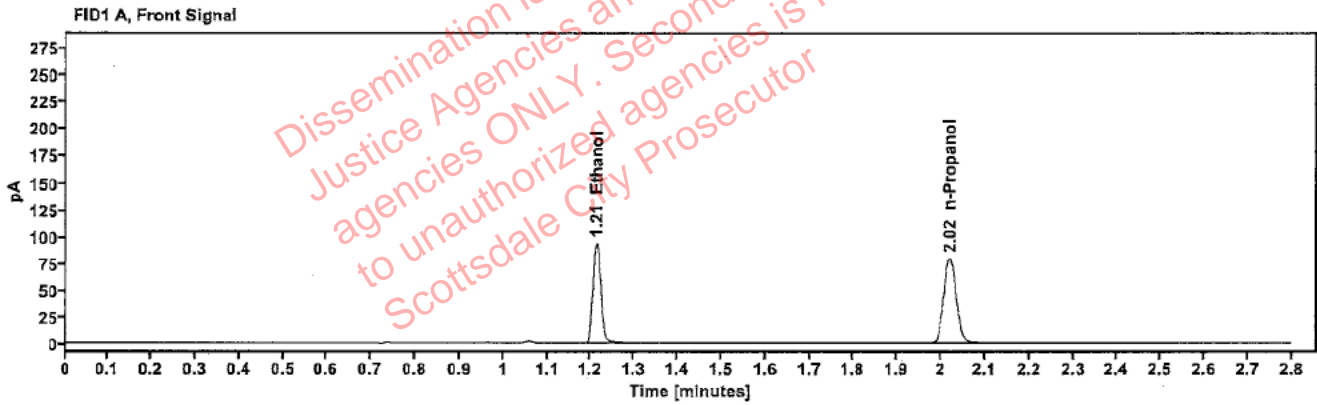


Table 1: FID 1 A (column DB-ALC1)

Compound	Amount (g/100mL)	Time (min)	Peak Area
>Ethanol	0.1897	1.213	120.134
n-Propanol	---	2.019	157.410

Table 2: FID 2 B (column DB-ALC2)

Compound	Time (min)	Peak Area
Ethanol	1.360	132.309
n-Propanol	2.440	172.153

### Scottsdale Police Department Crime Lab Volatiles Analysis

Sample:	2320168-1	Vial:	15
Description:	[REDACTED]	LIMS ID:	[REDACTED]
Method:	ethanol quant.M	Sequence:	10Oct23
Instrument:	US14173023 CN14160045	Injection date:	10/10/2023 4:46:03 PM
Data file:	C:\Chem32\1\Data\10Oct23\15.D	Analyst:	Brooke

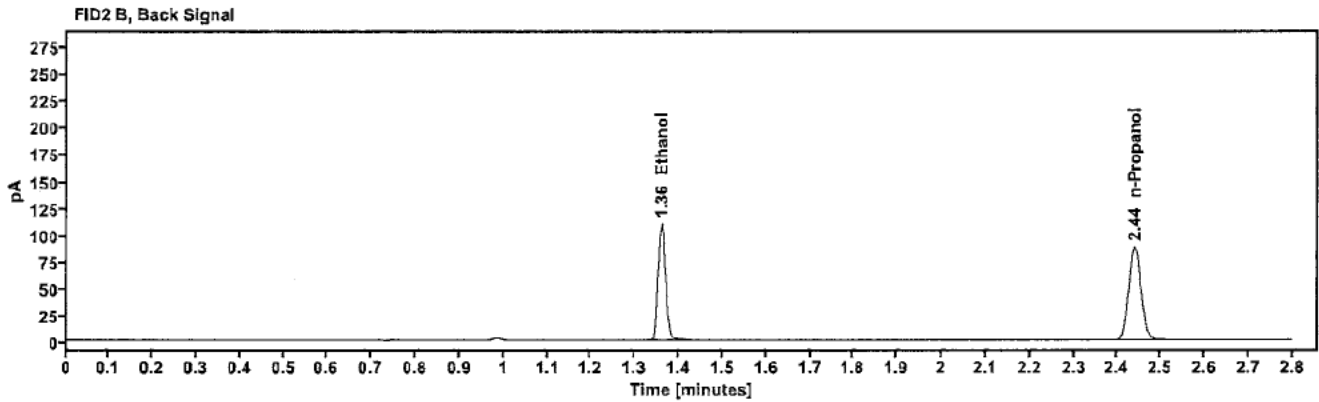
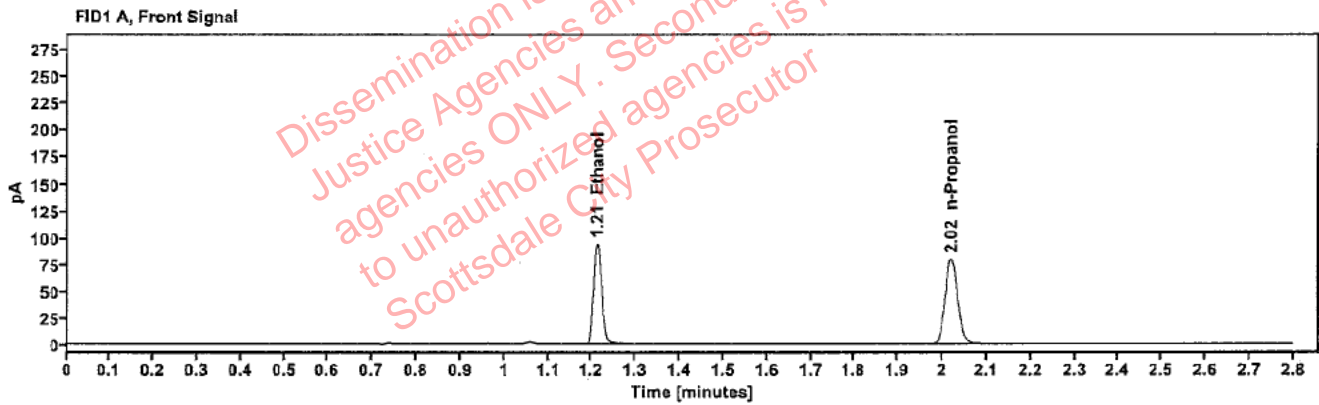


Table 1: FID 1 A (column DB-ALC1)

Compound	Amount (g/100mL)	Time (min)	Peak Area
>Ethanol	0.1890	1.212	120.219
n-Propanol	-----	2.019	158.092

Table 2: FID 2 B (column DB-ALC2)

Compound	Time (min)	Peak Area
Ethanol	1.360	132.420
n-Propanol	2.439	172.990

### Scottsdale Police Department Crime Lab Volatiles Analysis

Sample:	2320254-1	Vial:	16
Description:	[REDACTED]	LIMS ID:	[REDACTED]
Method:	ethanol quant.M	Sequence:	10Oct23
Instrument:	US14173023 CN14160045	Injection date:	10/10/2023 4:50:02 PM
Data file:	C:\Chem32\1\Data\10Oct23\16.D	Analyst:	Brooke

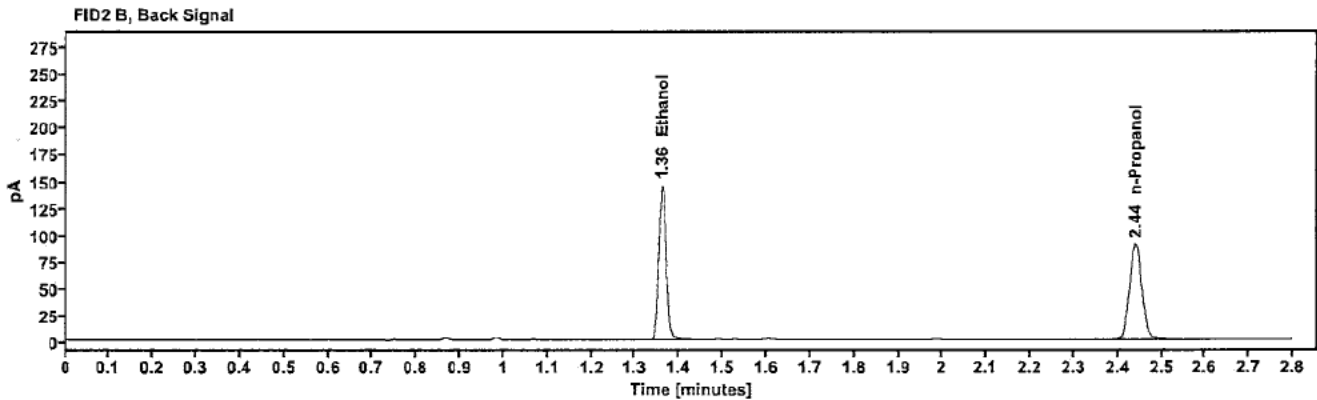
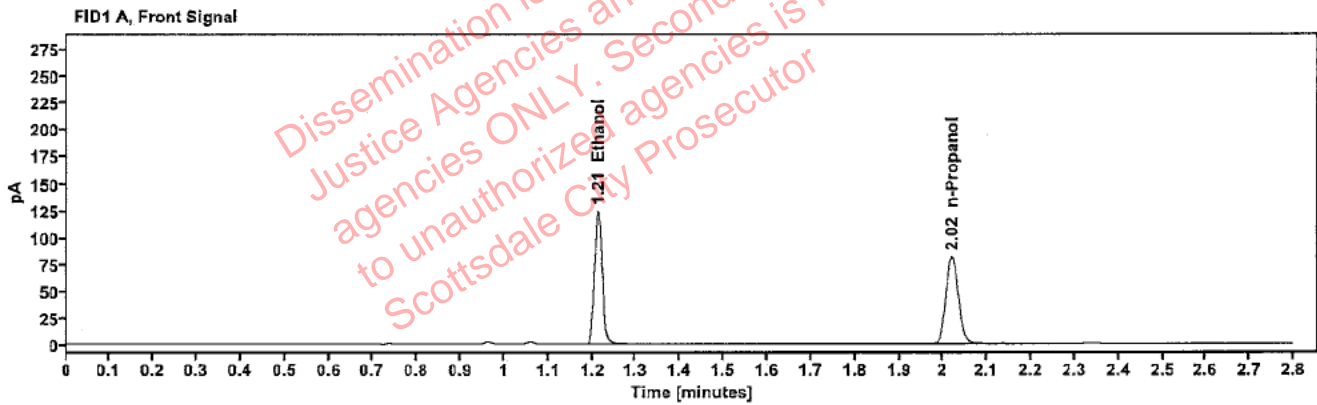


Table 1: FID 1 A (column DB-ALC1)

Compound	Amount (g/100mL)	Time (min)	Peak Area
>Ethanol	0.2433	1.213	158.895
n-Propanol	-----	2.020	161.984

Table 2: FID 2 B (column DB-ALC2)

Compound	Time (min)	Peak Area
Ethanol	1.361	175.295
n-Propanol	2.440	177.665

### Scottsdale Police Department Crime Lab Volatiles Analysis

Sample:	2320254-1	Vial:	17
Description:	[REDACTED]	LIMS ID:	[REDACTED]
Method:	ethanol quant.M	Sequence:	10Oct23
Instrument:	US14173023 CN14160045	Injection date:	10/10/2023 4:54:02 PM
Data file:	C:\Chem32\1\Data\10Oct23\17.D	Analyst:	Brooke

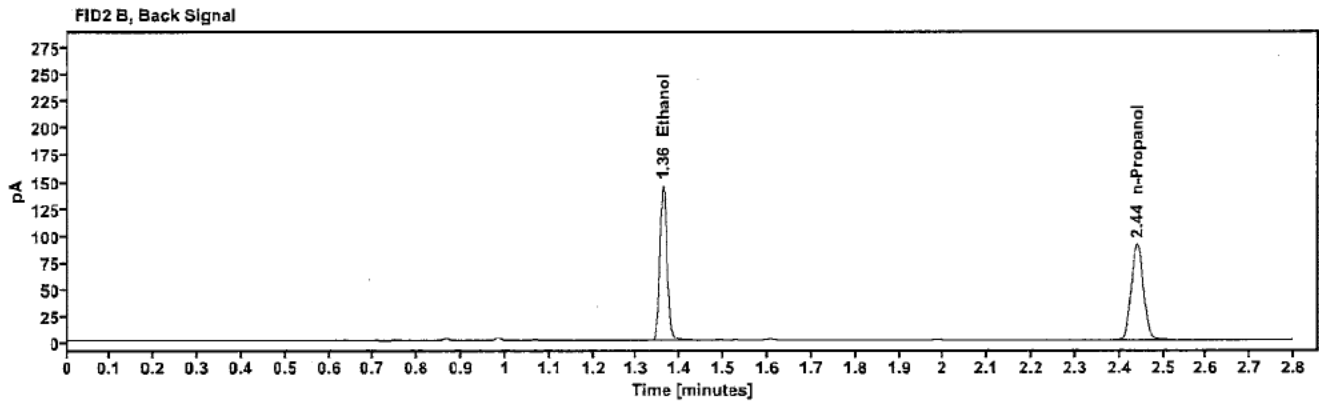
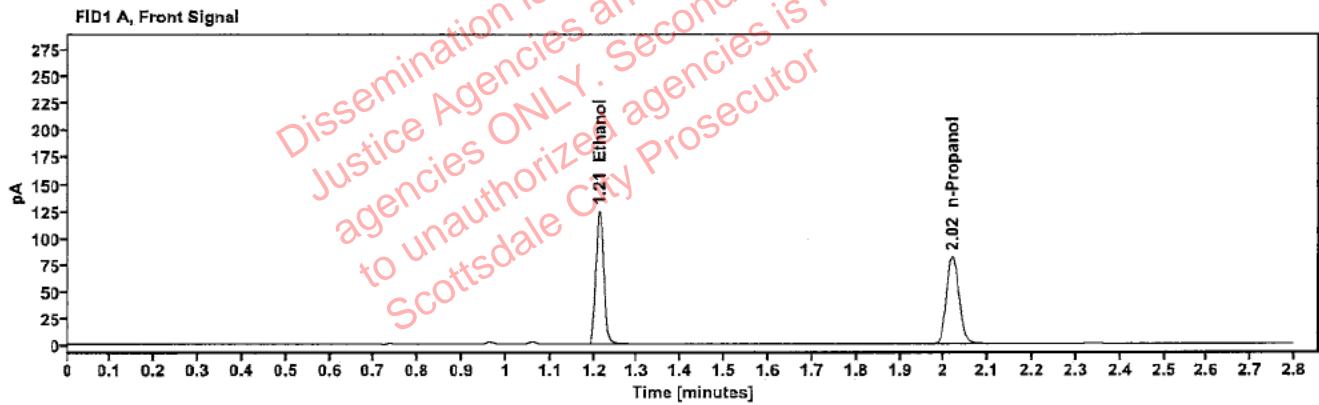


Table 1: FID 1 A (column DB-ALC1)

Compound	Amount (g/100mL)	Time (min)	Peak Area
>Ethanol	0.2430	1.212	159.138
n-Propanol	-----	2.019	162.433

Table 2: FID 2 B (column DB-ALC2)

Compound	Time (min)	Peak Area
Ethanol	1.360	175.673
n-Propanol	2.440	178.209

### Scottsdale Police Department Crime Lab Volatiles Analysis

Sample:	2320259-2	Vial:	18
Description:	[REDACTED]	LIMS ID:	[REDACTED]
Method:	ethanol quant.M	Sequence:	10Oct23
Instrument:	US14173023 CN14160045	Injection date:	10/10/2023 4:58:03 PM
Data file:	C:\Chem32\1\Data\10Oct23\18.D	Analyst:	Brooke

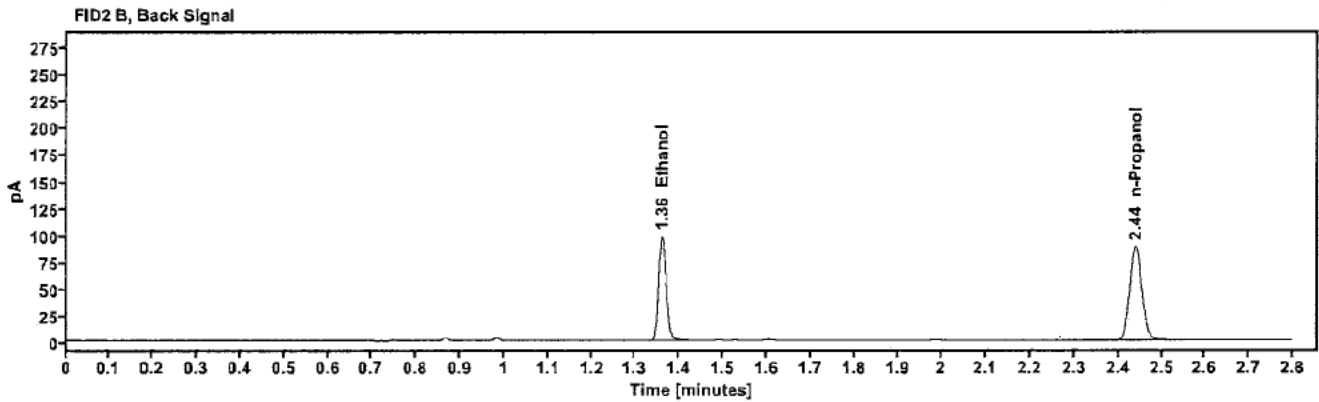
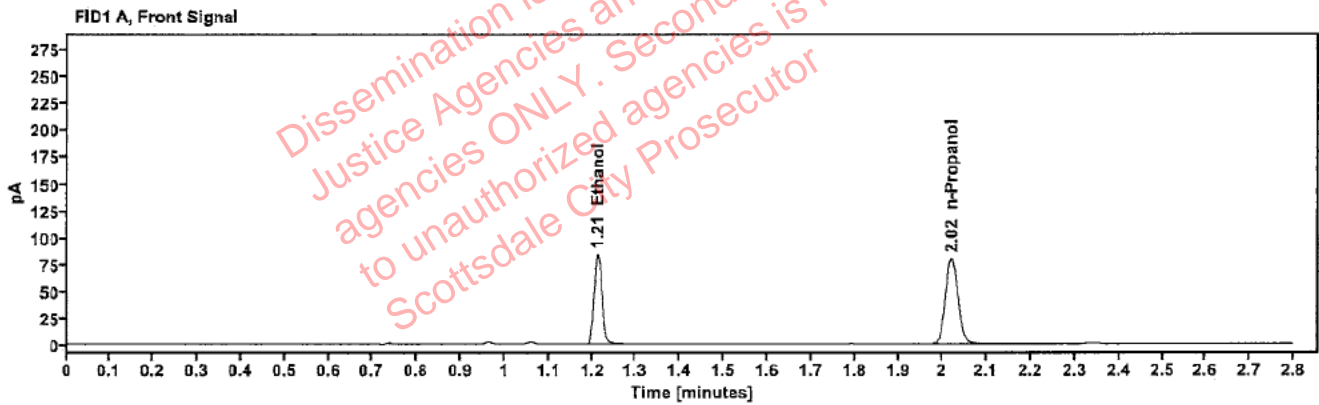


Table 1: FID 1 A (column DB-ALC1)

Compound	Amount (g/100mL)	Time (min)	Peak Area
>Ethanol	0.1684	1.213	107.243
n-Propanol	---	2.020	158.488

Table 2: FID 2 B (column DB-ALC2)

Compound	Time (min)	Peak Area
Ethanol	1.361	118.312
n-Propanol	2.440	173.970

### Scottsdale Police Department Crime Lab Volatiles Analysis

Sample:	2320259-2	Vial:	19
Description:	[REDACTED]	LIMS ID:	[REDACTED]
Method:	ethanol quant.M	Sequence:	10Oct23
Instrument:	US14173023 CN14160045	Injection date:	10/10/2023 5:02:18 PM
Data file:	C:\Chem32\1\Data\10Oct23\19.D	Analyst:	Brooke

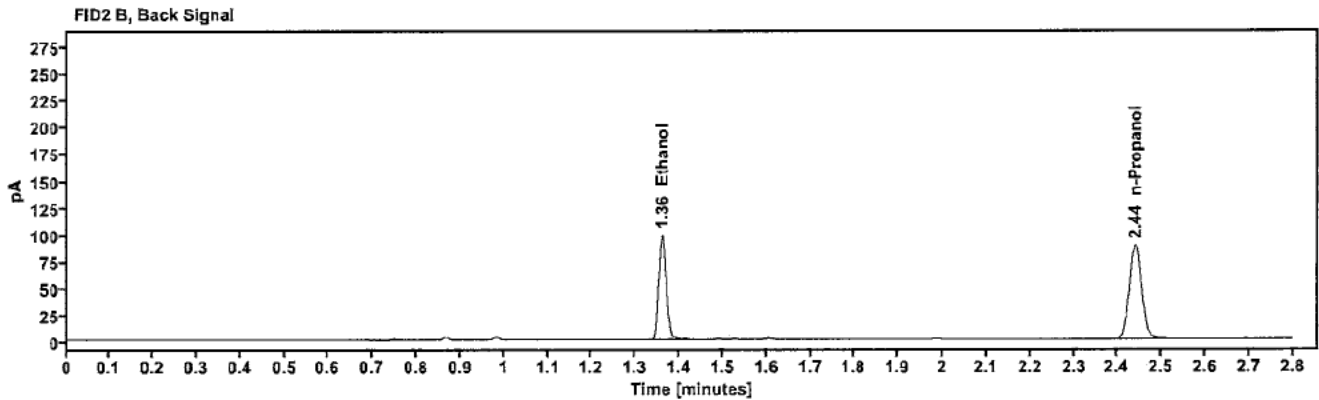
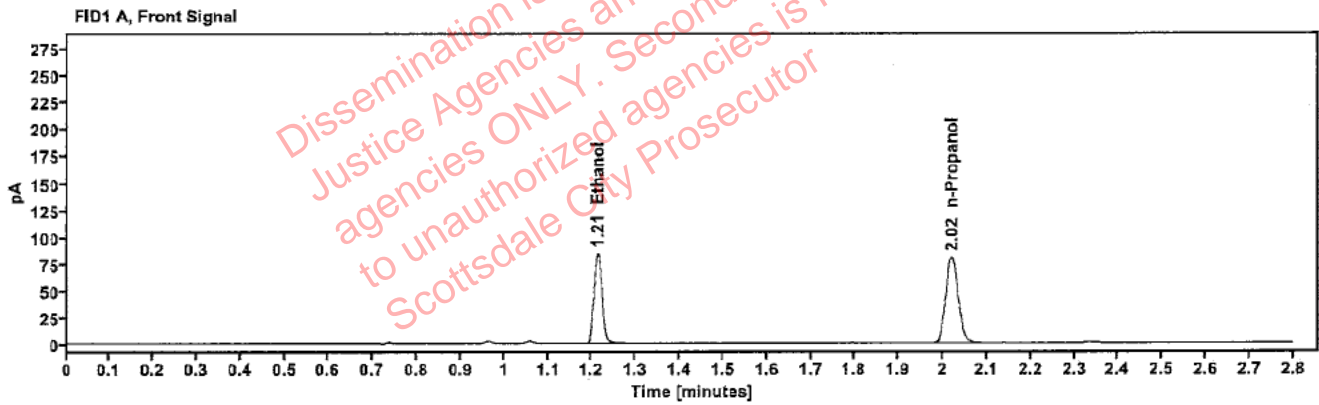


Table 1: FID 1 A (column DB-ALC1)

Compound	Amount (g/100mL)	Time (min)	Peak Area
>Ethanol	0.1685	1.213	108.106
n-Propanol	-----	2.020	159.655

Table 2: FID 2 B (column DB-ALC2)

Compound	Time (min)	Peak Area
Ethanol	1.361	119.152
n-Propanol	2.440	175.327



### Scottsdale Police Department Crime Lab Volatiles Analysis

Sample:	2320314-2	Vial:	21
Description:	[Redacted]	LIMS ID:	[Redacted]
Method:	ethanol quant.M	Sequence:	10Oct23
Instrument:	US14173023 CN14160045	Injection date:	10/10/2023 5:10:17 PM
Data file:	C:\Chem32\1\Data\10Oct23\21.D	Analyst:	Brooke

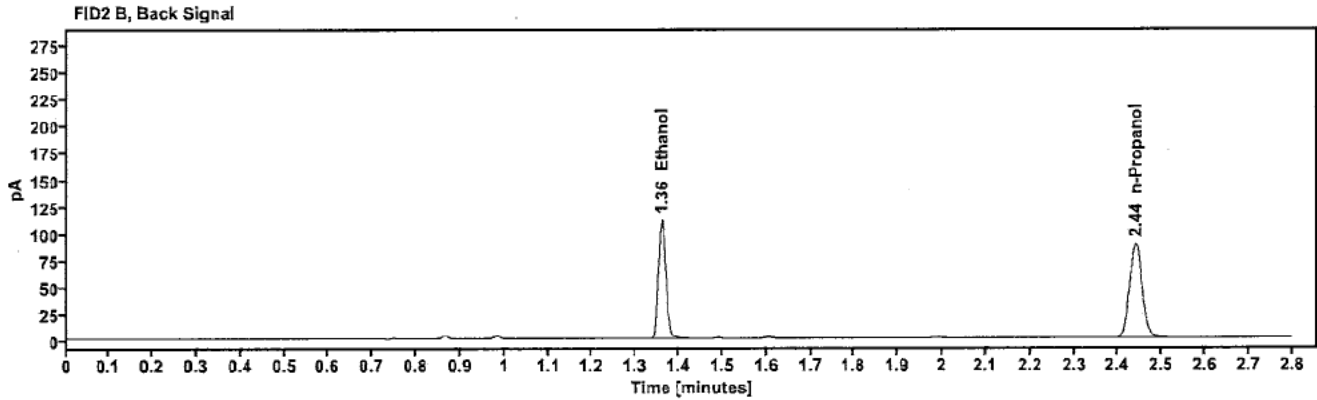
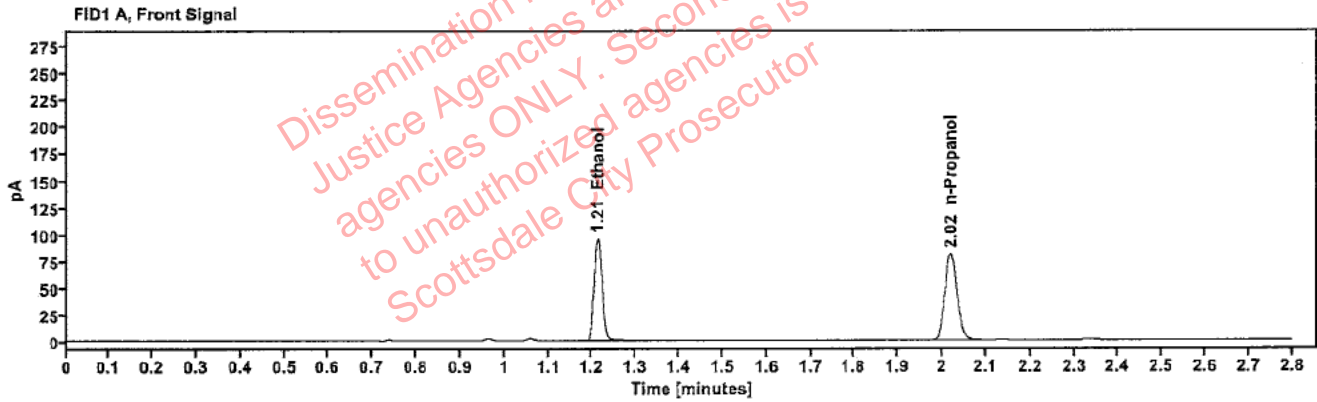


Table 1: FID 1 A (column DB-ALC1)

Compound	Amount (g/100mL)	Time (min)	Peak Area
>Ethanol	0.1882	1.213	121.887
n-Propanol	-----	2.019	160.958

Table 2: FID 2 B (column DB-ALC2)

Compound	Time (min)	Peak Area
Ethanol	1.360	134.519
n-Propanol	2.440	175.611

### Scottsdale Police Department Crime Lab Volatiles Analysis

Sample:	2320314-2	Vial:	22
Description:	[REDACTED]	LIMS ID:	[REDACTED]
Method:	ethanol quant.M	Sequence:	10Oct23
Instrument:	US14173023 CN14160045	Injection date:	10/10/2023 5:14:18 PM
Data file:	C:\Chem32\1\Data\10Oct23\22.D	Analyst:	Brooke

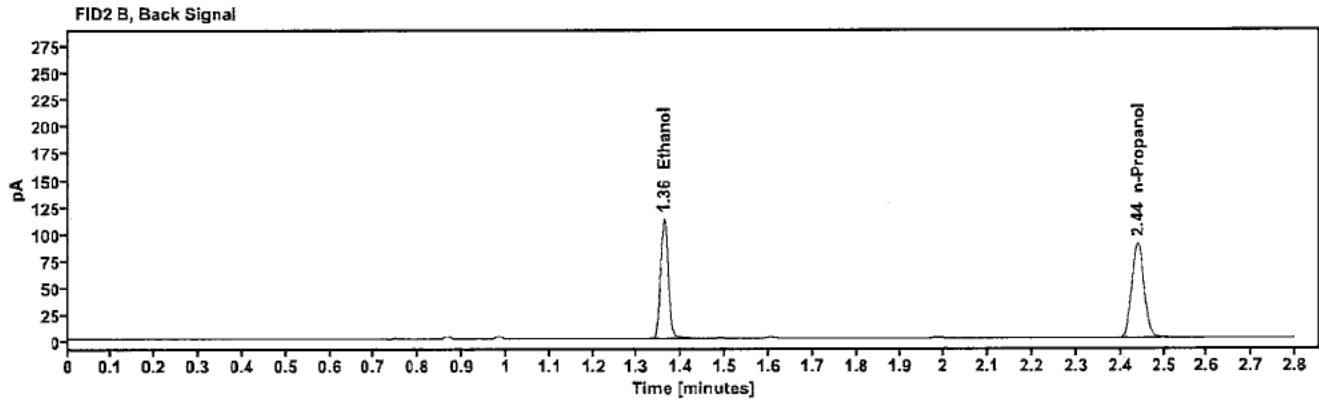
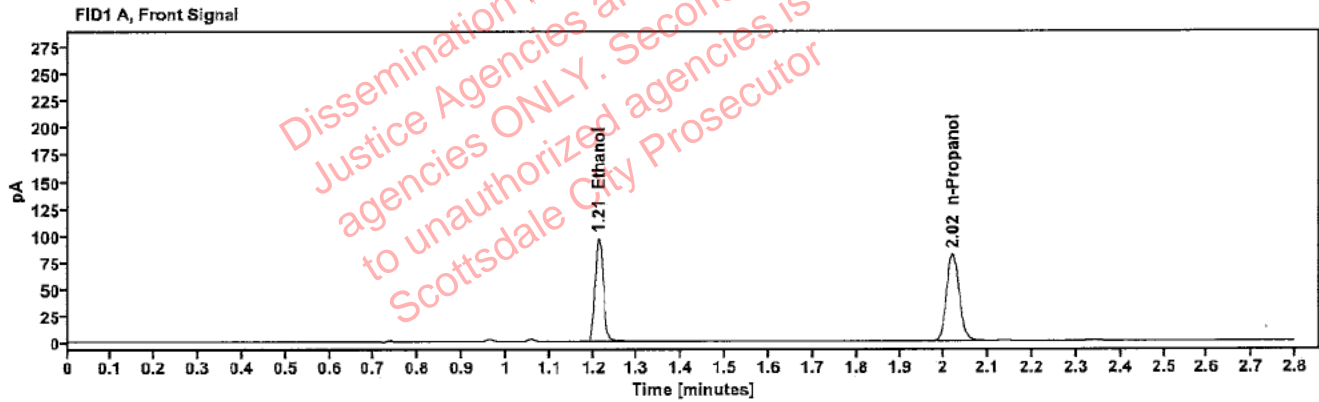


Table 1: FID 1 A (column DB-ALC1)

Compound	Amount (g/100mL)	Time (min)	Peak Area
>Ethanol	0.1891	1.213	123.434
n-Propanol	-----	2.020	162.225

Table 2: FID 2 B (column DB-ALC2)

Compound	Time (min)	Peak Area
Ethanol	1.361	136.154
n-Propanol	2.440	176.963

### Scottsdale Police Department Crime Lab Volatiles Analysis

Sample:	2320260-2	Vial:	23
Description:	[REDACTED]	LIMS ID:	[REDACTED]
Method:	ethanol quant.M	Sequence:	10Oct23
Instrument:	US14173023 CN14160045	Injection date:	10/10/2023 5:18:17 PM
Data file:	C:\Chem32\1\Data\10Oct23\23.D	Analyst:	Brooke

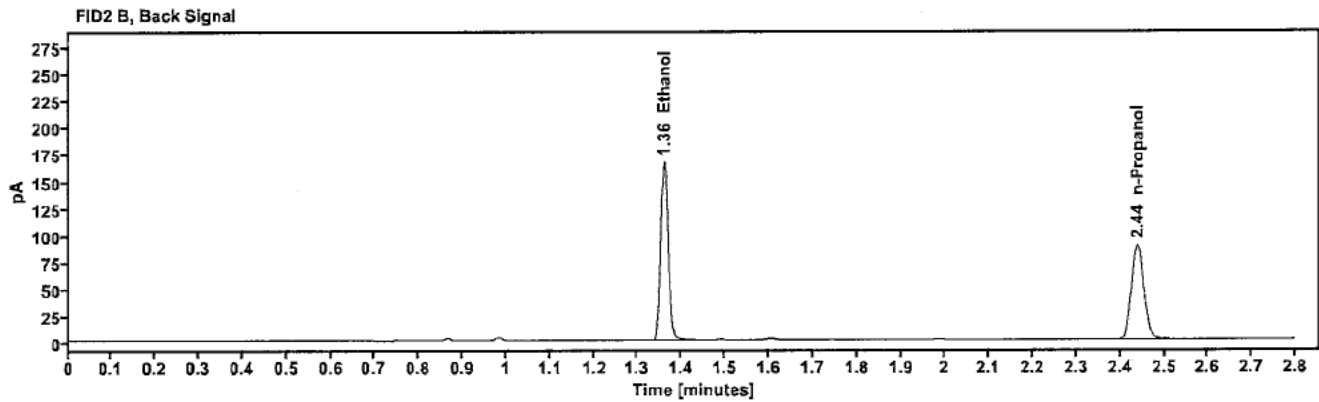
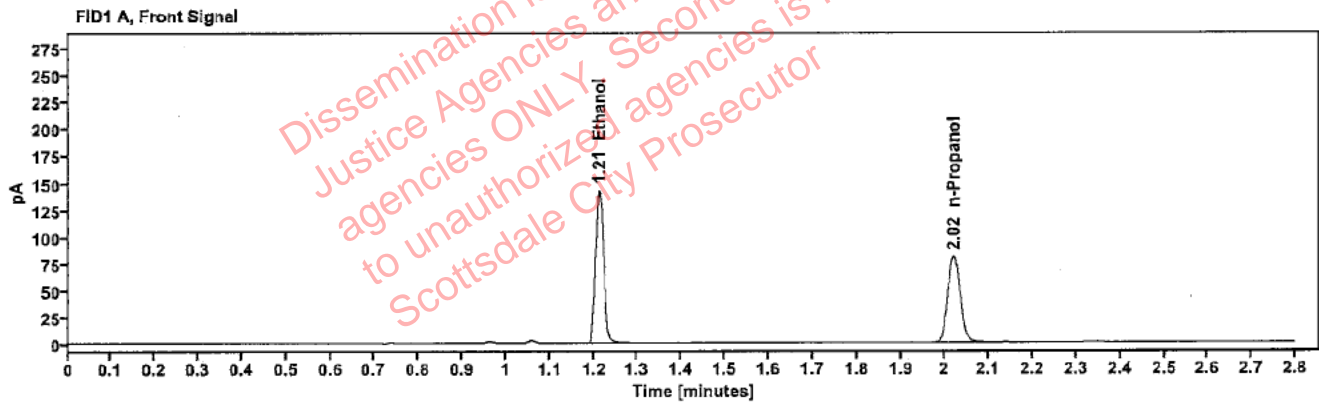


Table 1: FID 1 A (column DB-ALC1)

Compound	Amount (g/100mL)	Time (min)	Peak Area
>Ethanol	0.2825	1.212	182.978
n-Propanol	-----	2.019	160.435

Table 2: FID 2 B (column DB-ALC2)

Compound	Time (min)	Peak Area
Ethanol	1.360	202.783
n-Propanol	2.440	176.353

### Scottsdale Police Department Crime Lab Volatiles Analysis

Sample:	2320260-2	Vial:	24
Description:	[REDACTED]	LIMS ID:	[REDACTED]
Method:	ethanol quant.M	Sequence:	10Oct23
Instrument:	US14173023 CN14160045	Injection date:	10/10/2023 5:22:18 PM
Data file:	C:\Chem32\11\Data\10Oct23\24.D	Analyst:	Brooke

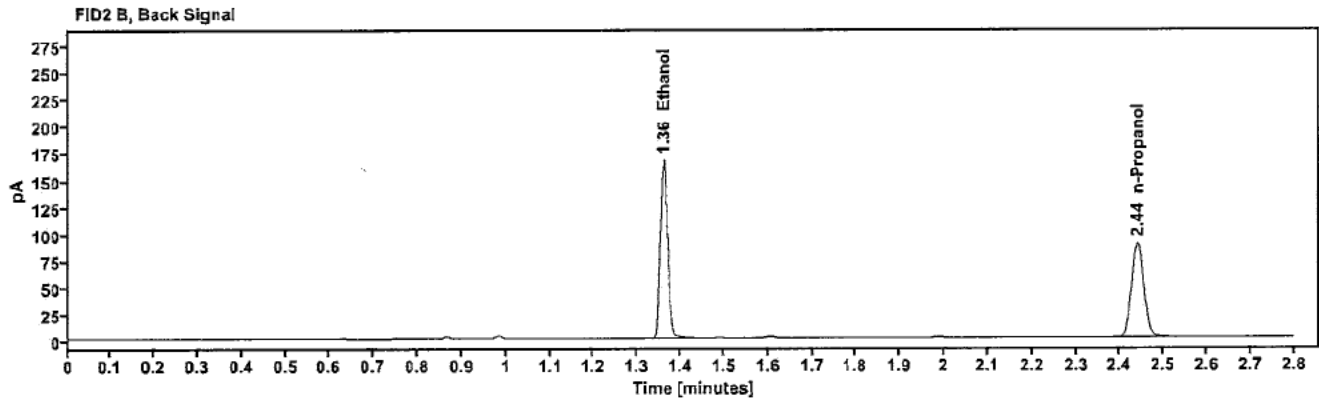
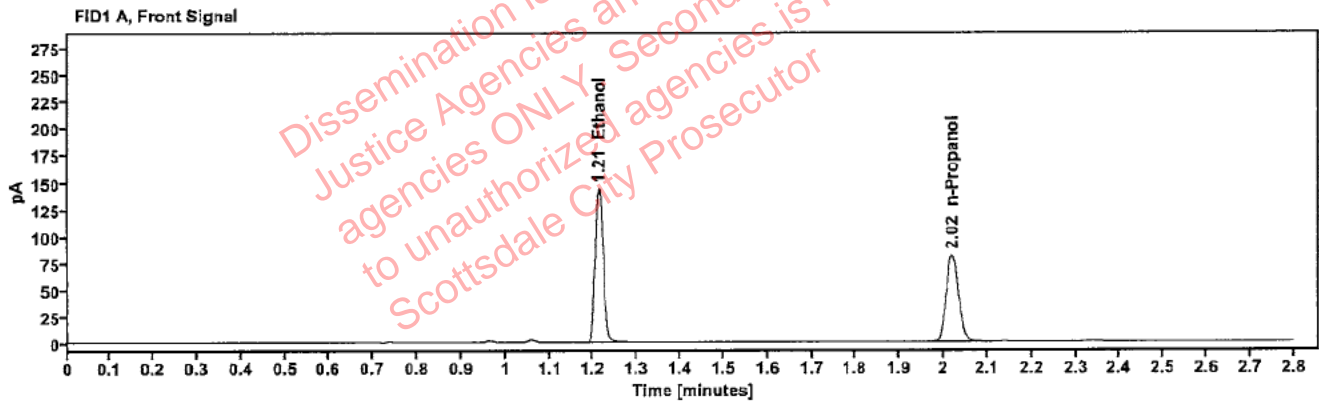


Table 1: FID 1 A (column DB-ALC1)

Compound	Amount (g/100mL)	Time (min)	Peak Area
>Ethanol	0.2816	1.212	183.450
n-Propanol	-----	2.020	161.388

Table 2: FID 2 B (column DB-ALC2)

Compound	Time (min)	Peak Area
Ethanol	1.360	202.509
n-Propanol	2.440	176.392

### Scottsdale Police Department Crime Lab Volatiles Analysis

Sample:	2320307-2	Vial:	25
Description:		LIMS ID:	
Method:	ethanol quant.M	Sequence:	10Oct23
Instrument:	US14173023 CN14160045	Injection date:	10/10/2023 5:26:32 PM
Data file:	C:\Chem32\1\Data\10Oct23\25.D	Analyst:	Brooke

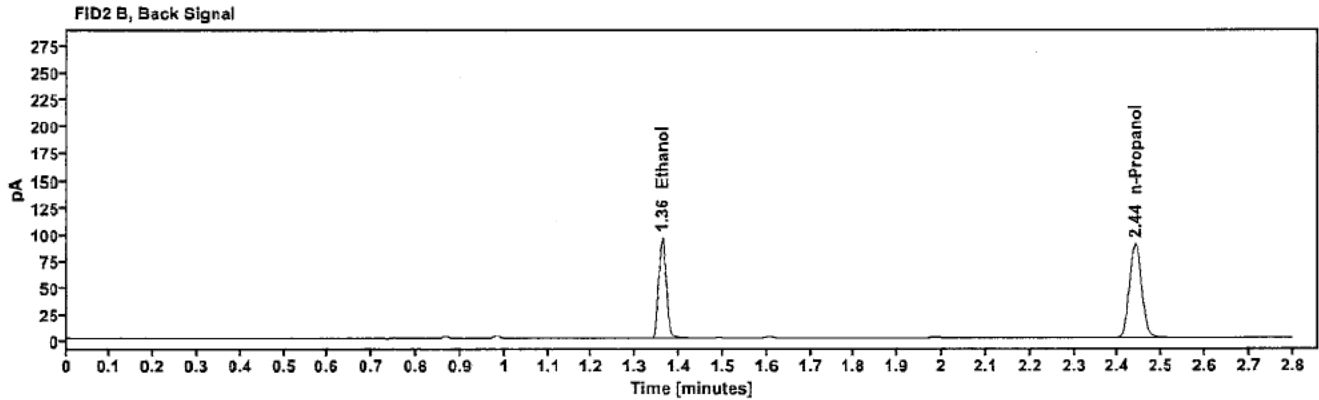
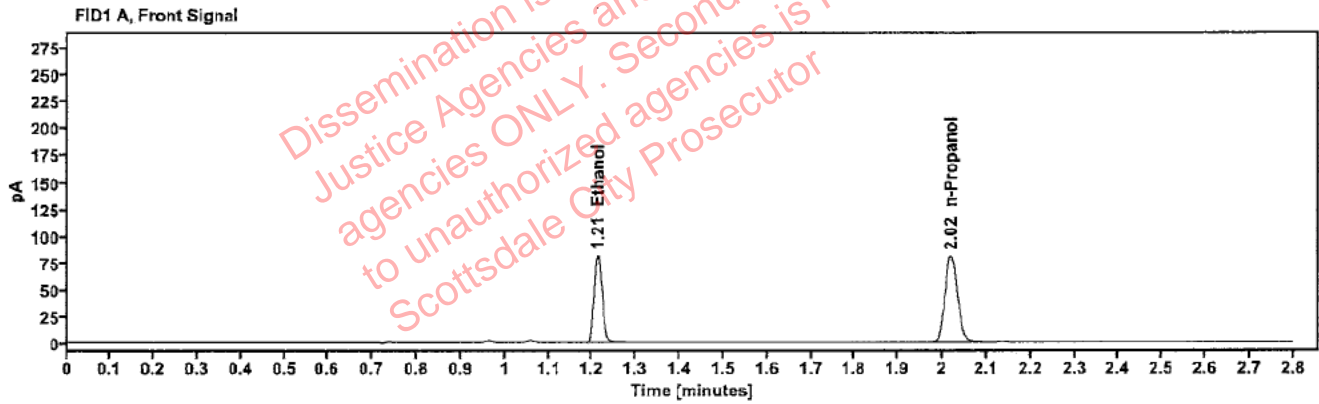


Table 1: FID 1 A (column DB-ALC1)

Compound	Amount (g/100mL)	Time (min)	Peak Area
>Ethanol	0.1615	1.213	104.270
n-Propanol	-----	2.019	160.742

Table 2: FID 2 B (column DB-ALC2)

Compound	Time (min)	Peak Area
Ethanol	1.360	114.796
n-Propanol	2.439	175.463

### Scottsdale Police Department Crime Lab Volatiles Analysis

Sample:	2320307-2	Vial:	26
Description:	[REDACTED]	LIMS ID:	[REDACTED]
Method:	ethanol quant.M	Sequence:	10Oct23
Instrument:	US14173023 CN14160045	Injection date:	10/10/2023 5:30:33 PM
Data file:	C:\Chem32\1\Data\10Oct23\26.D	Analyst:	Brooke

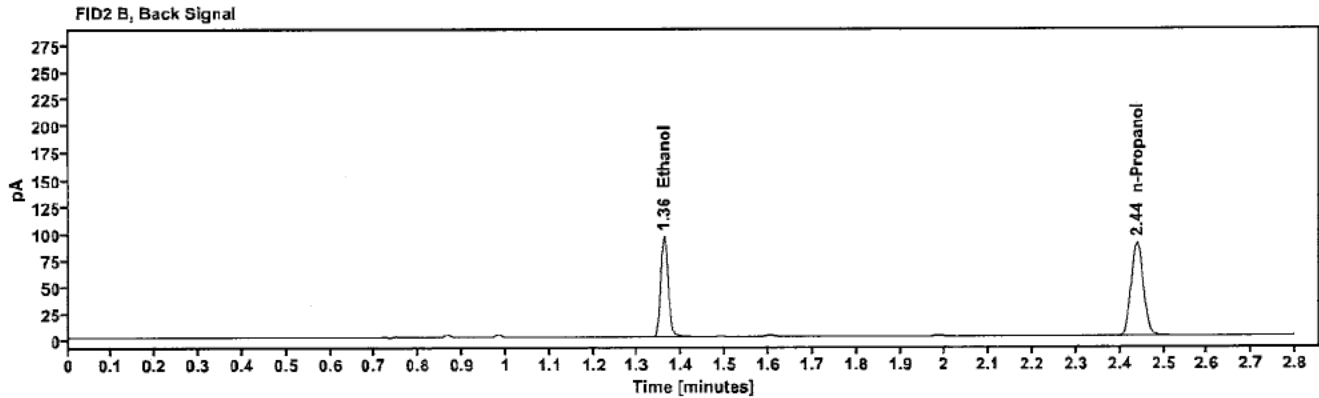
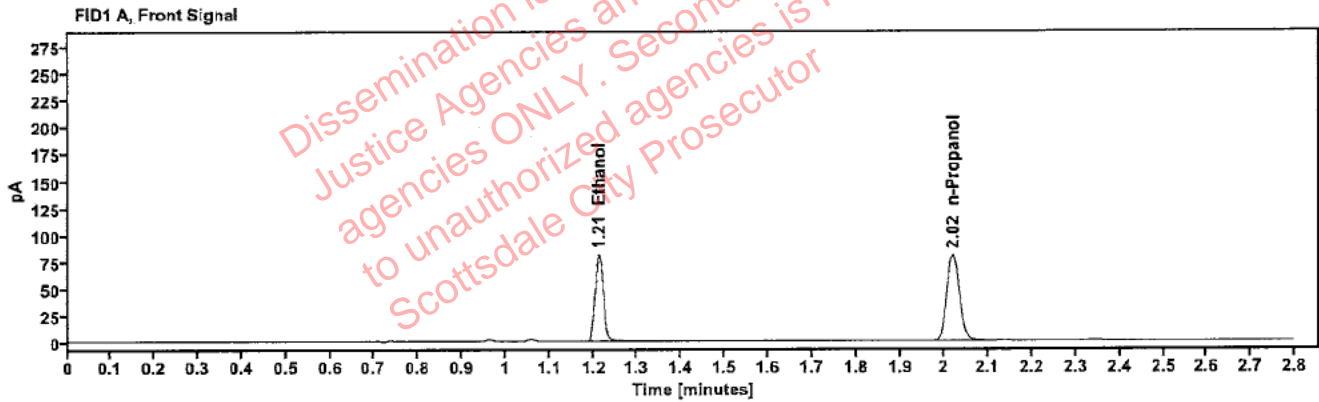


Table 1: FID 1 A (column DB-ALC1)

Compound	Amount (g/100mL)	Time (min)	Peak Area
>Ethanol	0.1629	1.212	104.072
n-Propanol	---	2.019	159.073

Table 2: FID 2 B (column DB-ALC2)

Compound	Time (min)	Peak Area
Ethanol	1.360	114.636
n-Propanol	2.439	174.503

### Scottsdale Police Department Crime Lab Volatiles Analysis

Sample:	2320246-3	Vial:	27
Description:		LIMS ID:	
Method:	ethanol quant.M	Sequence:	10Oct23
Instrument:	US14173023 CN14160045	Injection date:	10/10/2023 5:34:33 PM
Data file:	C:\Chem32\1\Data\10Oct23\27.D	Analyst:	Brooke

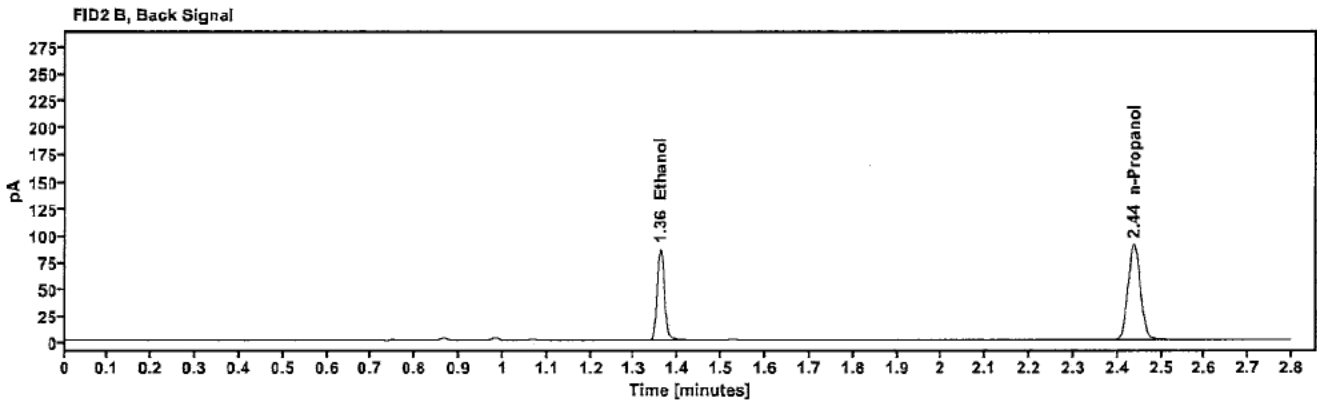
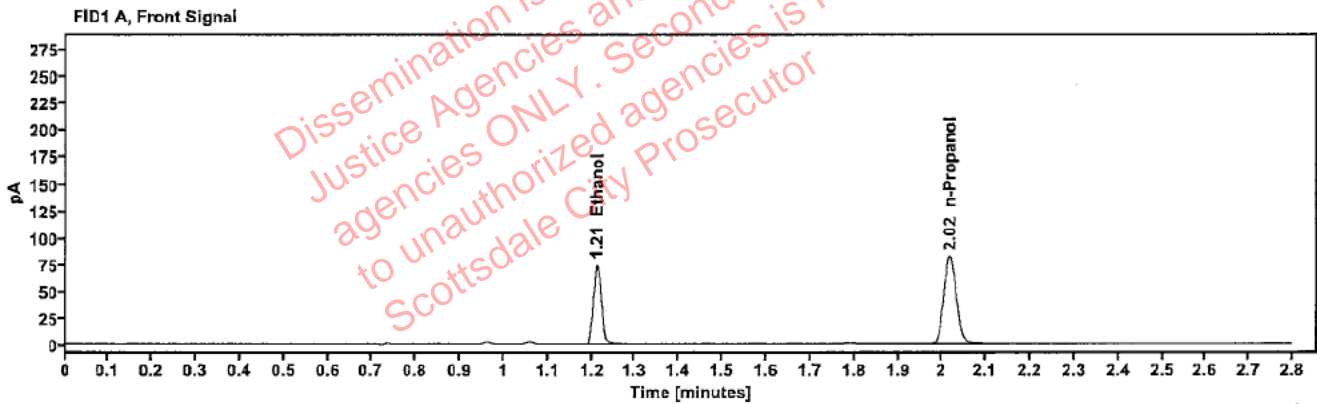


Table 1: FID 1 A (column DB-ALC1)

Compound	Amount (g/100mL)	Time (min)	Peak Area
>Ethanol	0.1444	1.212	94.620
n-Propanol	-----	2.017	163.405

Table 2: FID 2 B (column DB-ALC2)

Compound	Time (min)	Peak Area
Ethanol	1.359	103.924
n-Propanol	2.437	178.638

: Brooke, Phillip - (11-Oct-2023)

User: pbrooke 10/11/2023

### Scottsdale Police Department Crime Lab Volatiles Analysis

Sample:	2320246-3	Vial:	28
Description:		LIMS ID:	
Method:	ethanol quant.M	Sequence:	10Oct23
Instrument:	US14173023 CN14160045	Injection date:	10/10/2023 5:38:33 PM
Data file:	C:\Chem32\1\Data\10Oct23\28.D	Analyst:	Brooke

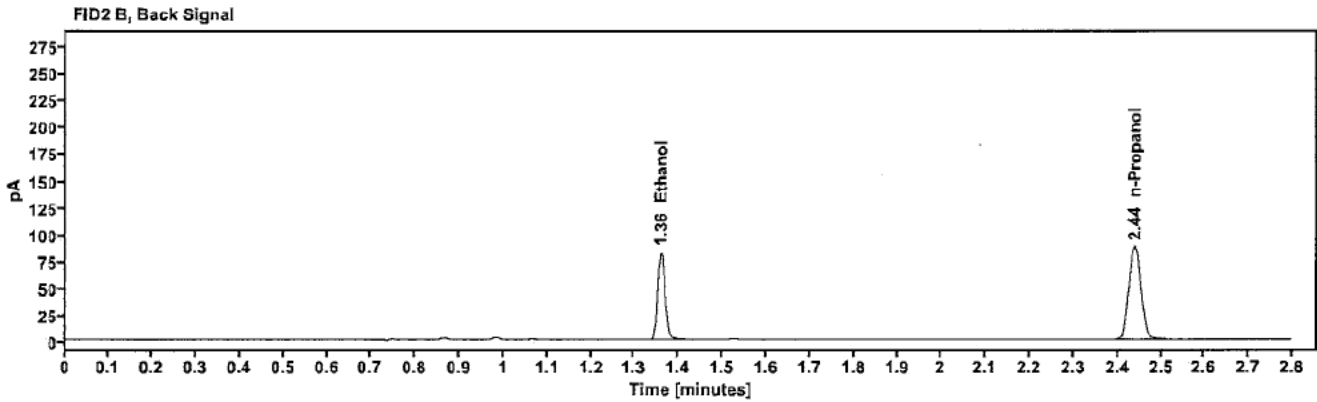
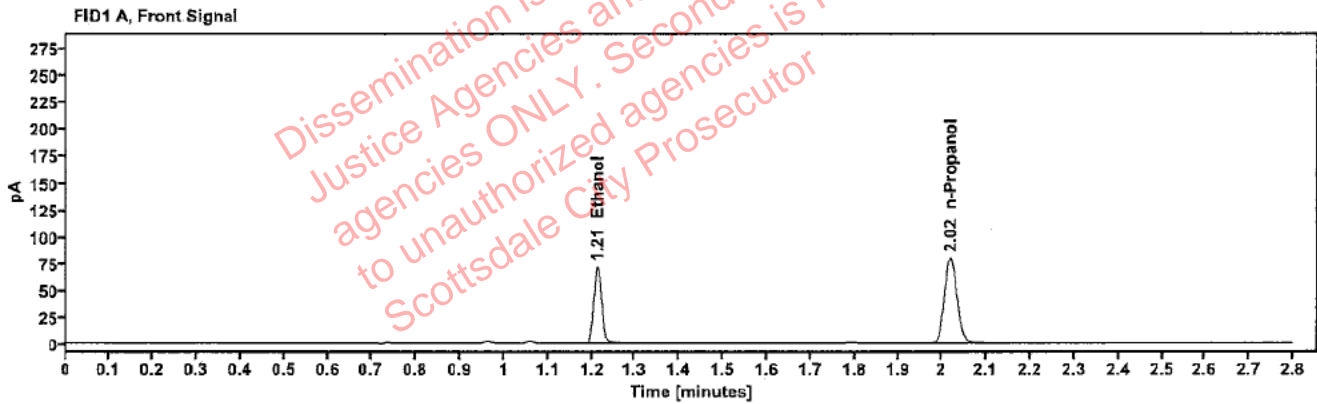


Table 1: FID 1 A (column DB-ALC1)

Compound	Amount (g/100mL)	Time (min)	Peak Area
>Ethanol	0.1434	1.212	91.310
n-Propanol	-----	2.019	158.837

Table 2: FID 2 B (column DB-ALC2)

Compound	Time (min)	Peak Area
Ethanol	1.360	100.236
n-Propanol	2.439	173.586



### Scottsdale Police Department Crime Lab Volatiles Analysis

Sample:	422-01D.M.	Vial:	29
Description:		LIMS ID:	
Method:	ethanol quant.M	Sequence:	10Oct23
Instrument:	US14173023 CN14160045	Injection date:	10/10/2023 5:42:33 PM
Data file:	C:\Chem32\1\Data\10Oct23\29.D	Analyst:	Brooke

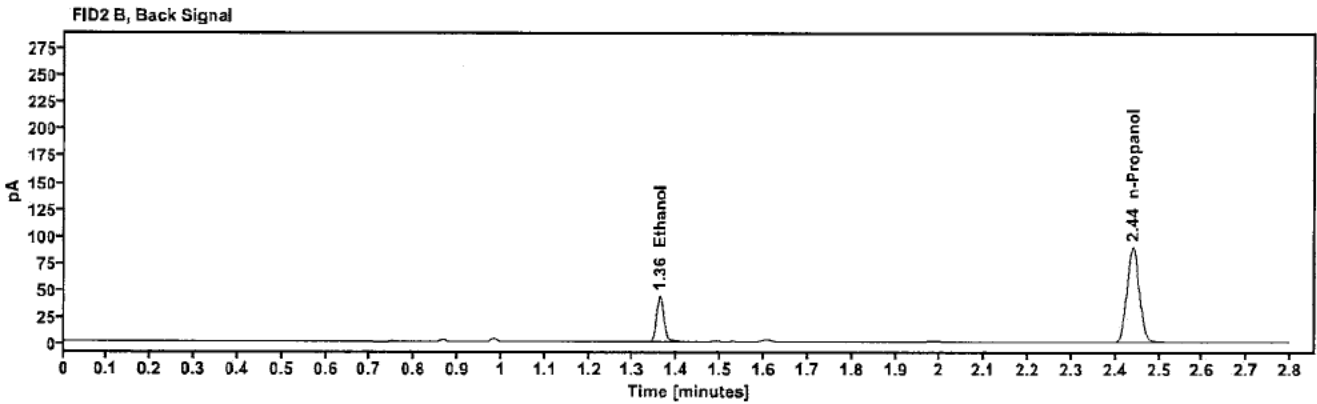
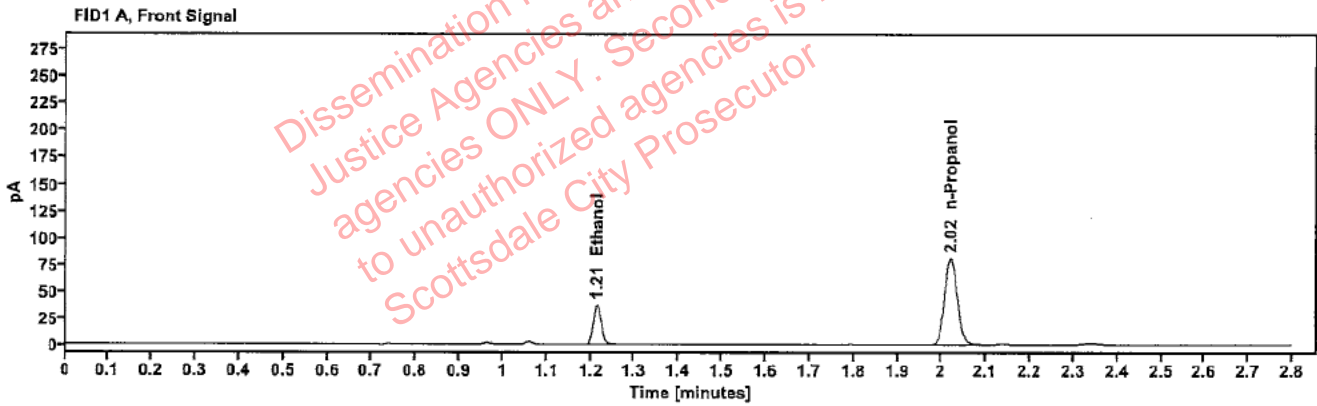


Table 1: FID 1 A (column DB-ALC1)

Compound	Amount (g/100mL)	Time (min)	Peak Area
>Ethanol	0.0738	1.214	47.150
n-Propanol	-----	2.020	161.453

Table 2: FID 2 B (column DB-ALC2)

Compound	Time (min)	Peak Area
Ethanol	1.361	52.007
n-Propanol	2.440	176.495

### Scottsdale Police Department Crime Lab Volatiles Analysis

Sample:	422-01D.M.	Vial:	30
Description:	[REDACTED]	LIMS ID:	[REDACTED]
Method:	ethanol quant.M	Sequence:	10Oct23
Instrument:	US14173023 CN14160045	Injection date:	10/10/2023 5:46:33 PM
Data file:	C:\Chem32\1\Data\10Oct23\30.D	Analyst:	Brooke

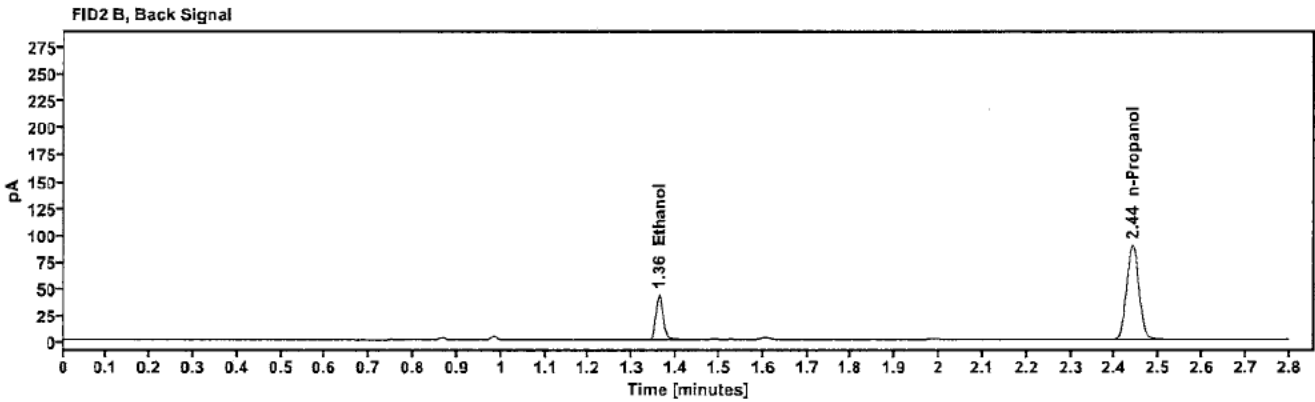
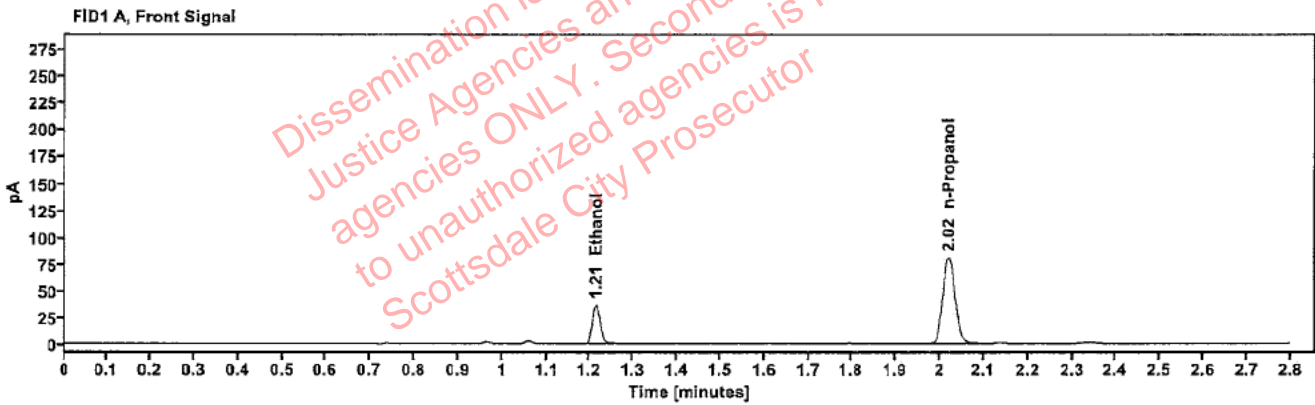


Table 1: FID 1 A (column DB-ALC1)

Compound	Amount (g/100mL)	Time (min)	Peak Area
>Ethanol	0.0737	1.214	47.084
n-Propanol	---	2.020	161.361

Table 2: FID 2 B (column DB-ALC2)

Compound	Time (min)	Peak Area
Ethanol	1.361	52.048
n-Propanol	2.440	176.558

Brooke, Phillip - (11-Oct-2023)

User: pbrooke 10/11/2023

### Scottsdale Police Department Crime Lab Volatiles Analysis

Sample:	419-01A.S.	Vial:	32
Description:	[REDACTED]	LIMS ID:	[REDACTED]
Method:	ethanol quant.M	Sequence:	10Oct23
Instrument:	US14173023 CN14160045	Injection date:	10/10/2023 5:54:48 PM
Data file:	C:\Chem32\1\Data\10Oct23\32.D	Analyst:	Brooke

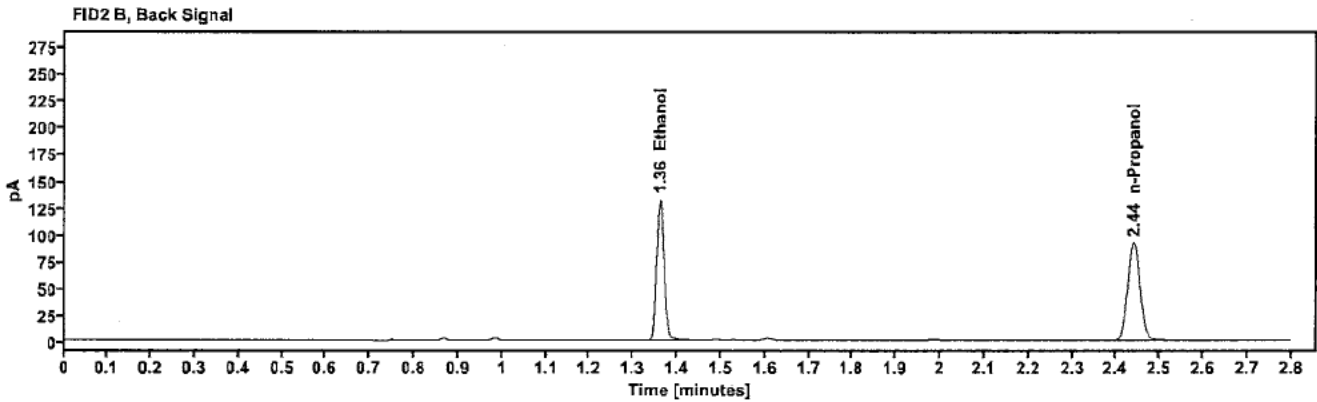
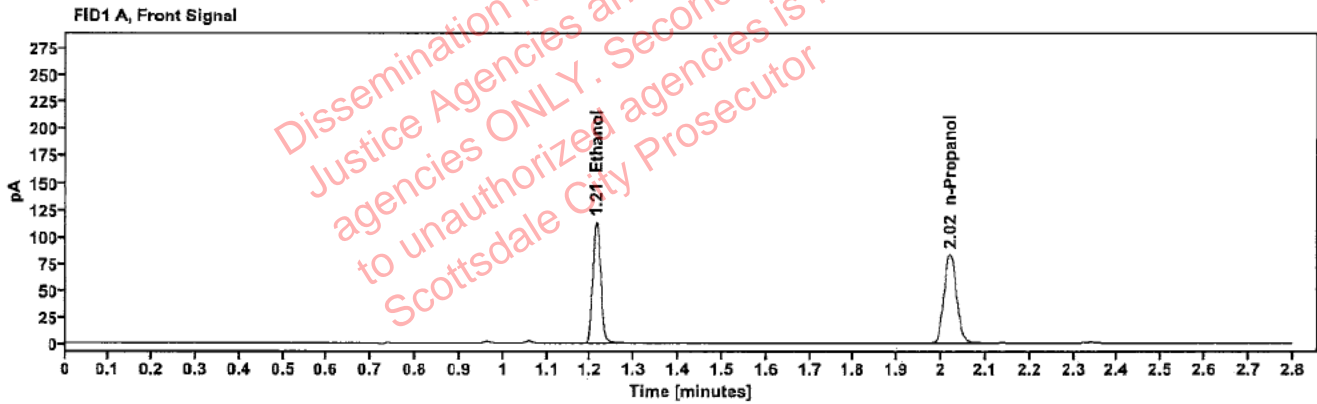


Table 1: FID 1 A (column DB-ALC1)

Compound	Amount (g/100mL)	Time (min)	Peak Area
>Ethanol	0.2160	1.213	144.849
n-Propanol	-----	2.020	166.457

Table 2: FID 2 B (column DB-ALC2)

Compound	Time (min)	Peak Area
Ethanol	1.361	159.643
n-Propanol	2.440	181.770

### Scottsdale Police Department Crime Lab Volatiles Analysis

Sample:	419-01A.S.	Vial:	33
Description:	[REDACTED]	LIMS ID:	[REDACTED]
Method:	ethanol quant.M	Sequence:	10Oct23
Instrument:	US14173023 CN14160045	Injection date:	10/10/2023 5:58:48 PM
Data file:	C:\Chem32\1\Data\10Oct23\33.D	Analyst:	Brooke

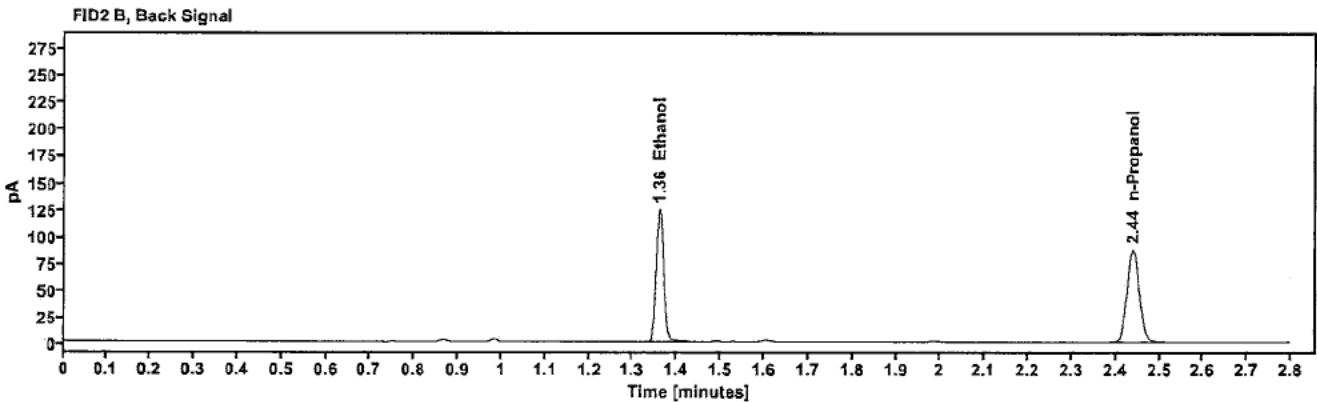
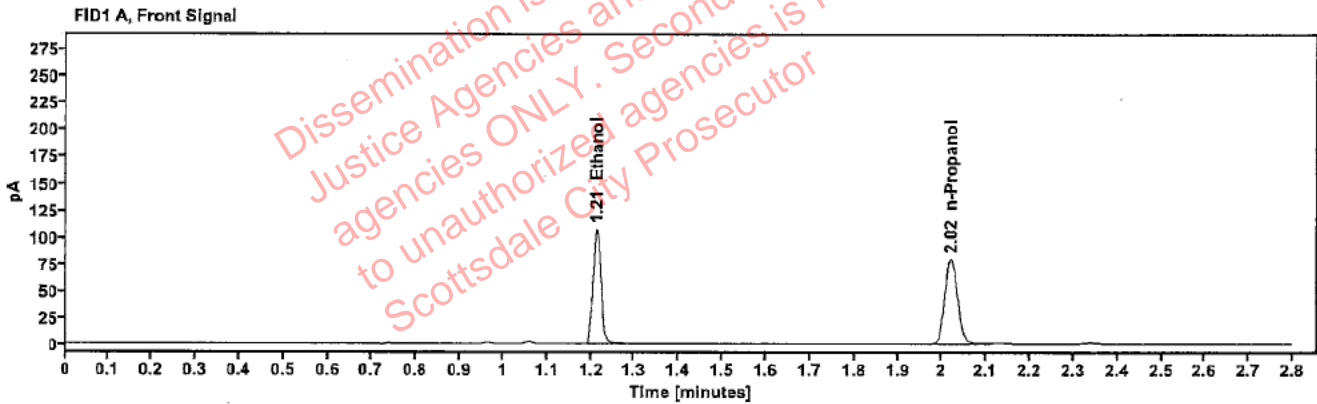


Table 1: FID 1 A (column DB-ALC1)

Compound	Amount (g/100mL)	Time (min)	Peak Area
>Ethanol	0.2133	1.213	136.827
n-Propanol	-----	2.019	159.227

Table 2: FID 2 B (column DB-ALC2)

Compound	Time (min)	Peak Area
Ethanol	1.360	151.876
n-Propanol	2.440	173.174

### Scottsdale Police Department Crime Lab Volatiles Analysis

Sample:	426-01W.T.	Vial:	34
Description:	[REDACTED]	LIMS ID:	[REDACTED]
Method:	ethanol quant.M	Sequence:	10Oct23
Instrument:	US14173023 CN14160045	Injection date:	10/10/2023 6:02:48 PM
Data file:	C:\Chem32\1\Data\10Oct23\34.D	Analyst:	Brooke

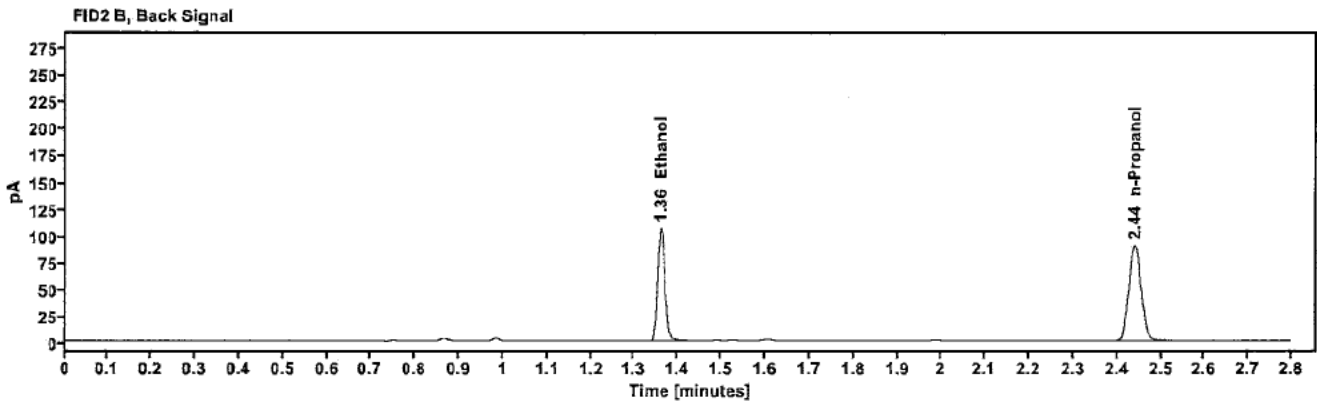
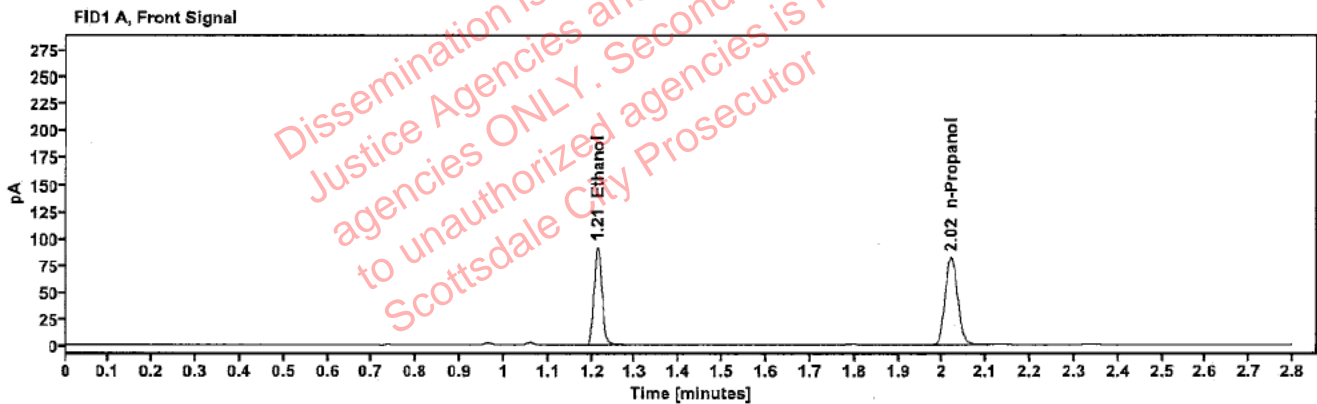


Table 1: FID 1 A (column DB-ALC1)

Compound	Amount (g/100mL)	Time (min)	Peak Area
>Ethanol	0.1795	1.213	117.110
n-Propanol	-----	2.020	162.288

Table 2: FID 2 B (column DB-ALC2)

Compound	Time (min)	Peak Area
Ethanol	1.361	129.054
n-Propanol	2.440	178.188

### Scottsdale Police Department Crime Lab Volatiles Analysis

Sample:	426-01W.T.	Vial:	35
Description:		LIMS ID:	
Method:	ethanol quant.M	Sequence:	10Oct23
Instrument:	US14173023 CN14160045	Injection date:	10/10/2023 6:06:47 PM
Data file:	C:\Chem32\1\Data\10Oct23\35.D	Analyst:	Brooke

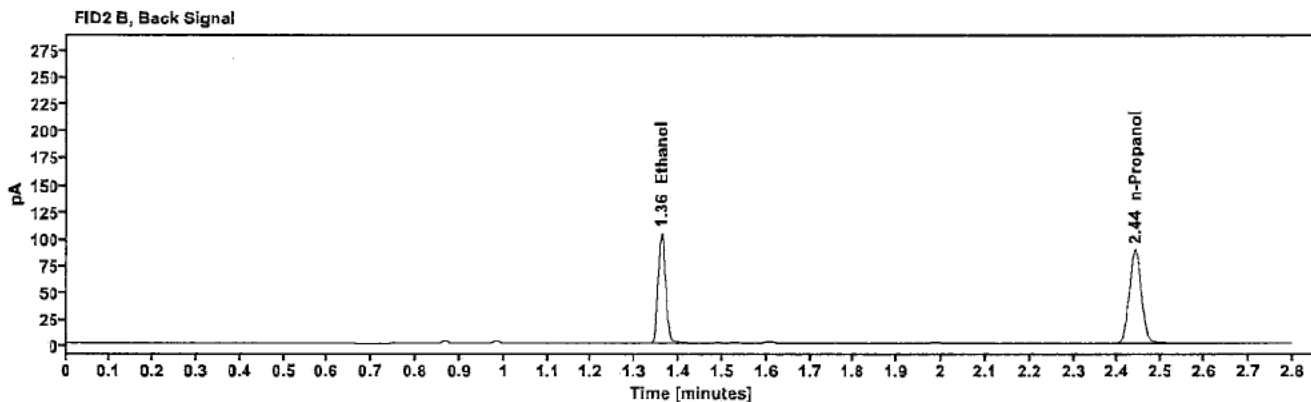
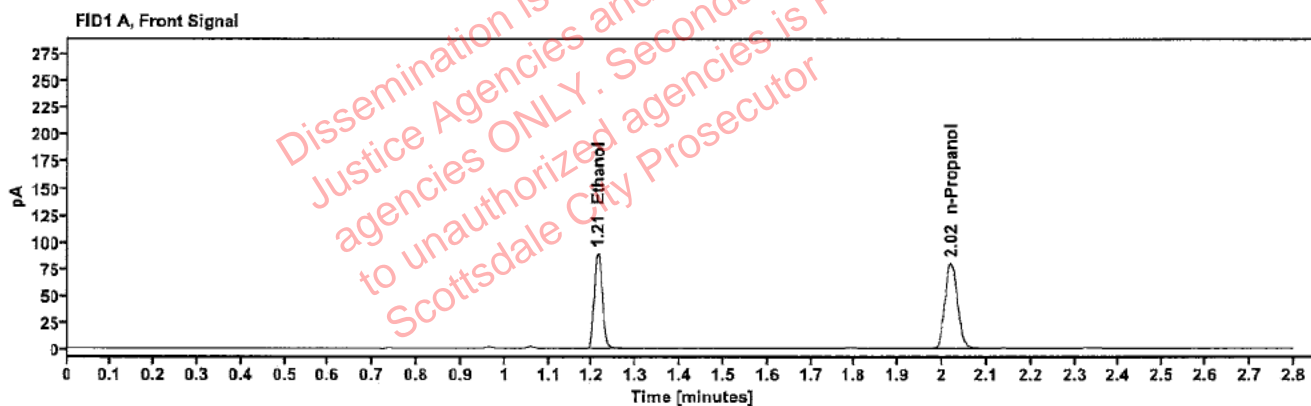


Table 1: FID 1 A (column DB-ALC1)

Compound	Amount (g/100mL)	Time (min)	Peak Area
>Ethanol	0.1777	1.213	114.133
n-Propanol	-----	2.019	159.724

Table 2: FID 2 B (column DB-ALC2)

Compound	Time (min)	Peak Area
Ethanol	1.360	125.975
n-Propanol	2.440	174.559

### Scottsdale Police Department Crime Lab Volatiles Analysis

Sample:	414-01B.W.	Vial:	36
Description:	[REDACTED]	LIMS ID:	[REDACTED]
Method:	ethanol quant.M	Sequence:	10Oct23
Instrument:	US14173023 CN14160045	Injection date:	10/10/2023 6:10:48 PM
Data file:	C:\Chem32\1\Data\10Oct23\36.D	Analyst:	Brooke

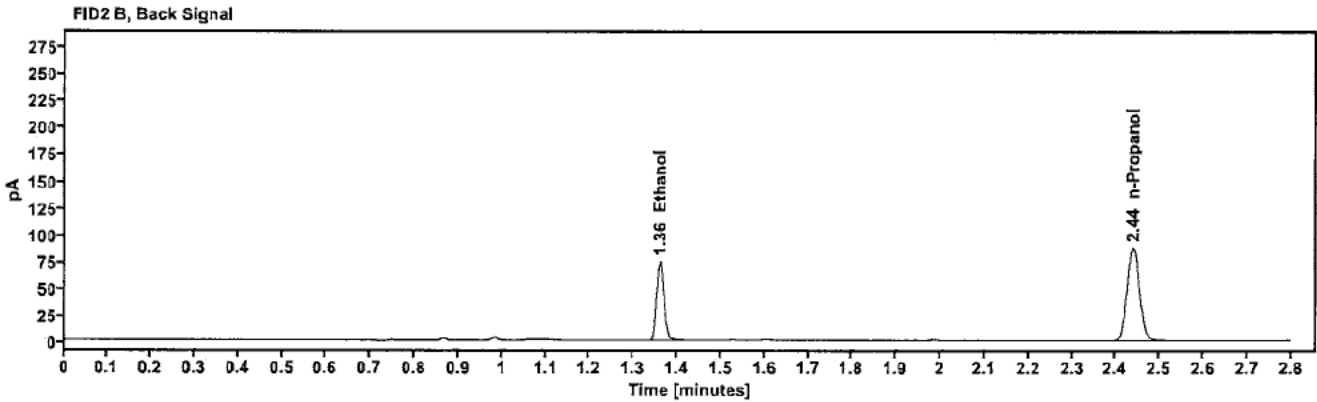
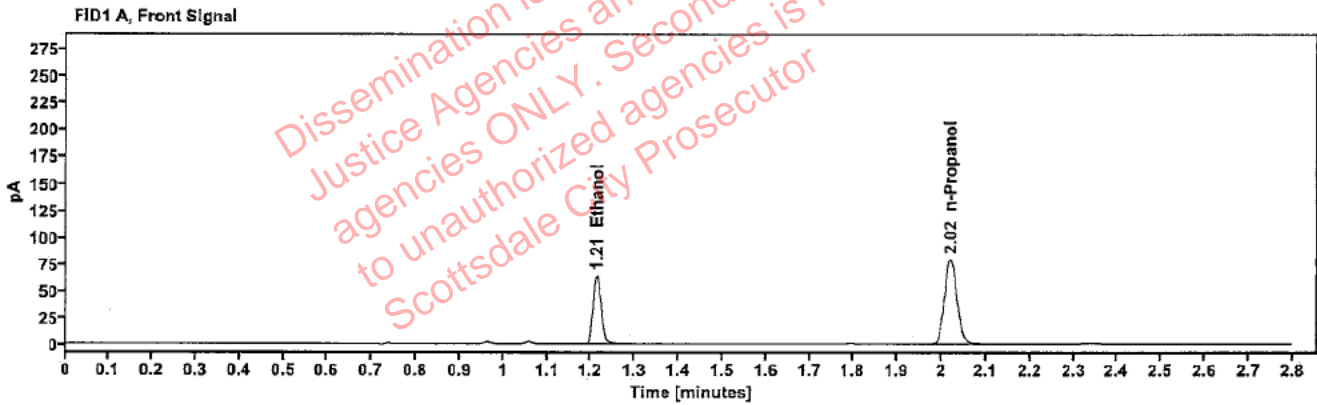


Table 1: FID 1 A (column DB-ALC1)

Compound	Amount (g/100mL)	Time (min)	Peak Area
>Ethanol	0.1299	1.213	81.703
n-Propanol	-----	2.019	157.076

Table 2: FID 2 B (column DB-ALC2)

Compound	Time (min)	Peak Area
Ethanol	1.360	89.915
n-Propanol	2.440	172.529

### Scottsdale Police Department Crime Lab Volatiles Analysis

Sample:	414-01B.W.	Vial:	37
Description:	[REDACTED]	LIMS ID:	[REDACTED]
Method:	ethanol quant.M	Sequence:	10Oct23
Instrument:	US14173023 CN14160045	Injection date:	10/10/2023 6:15:03 PM
Data file:	C:\Chem32\1\Data\10Oct23\37.D	Analyst:	Brooke

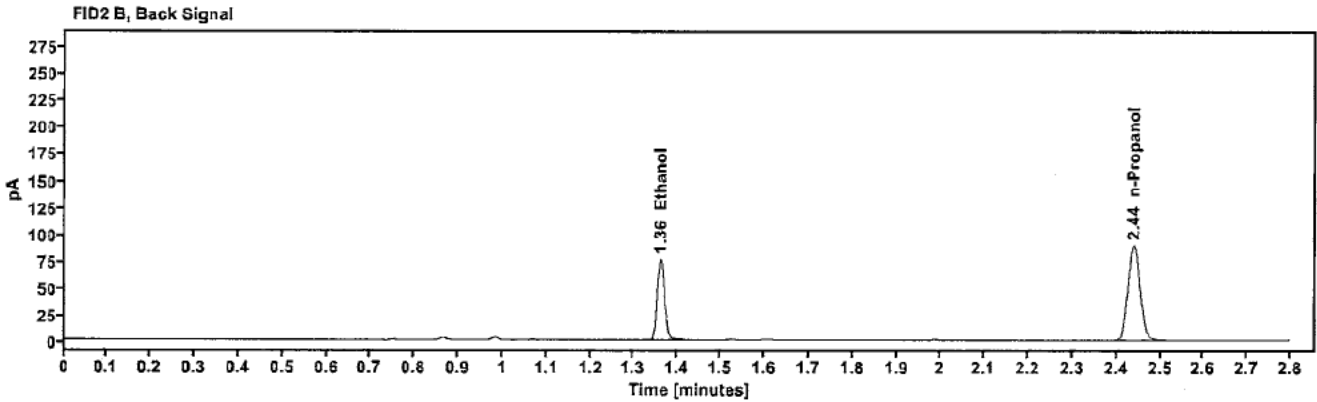
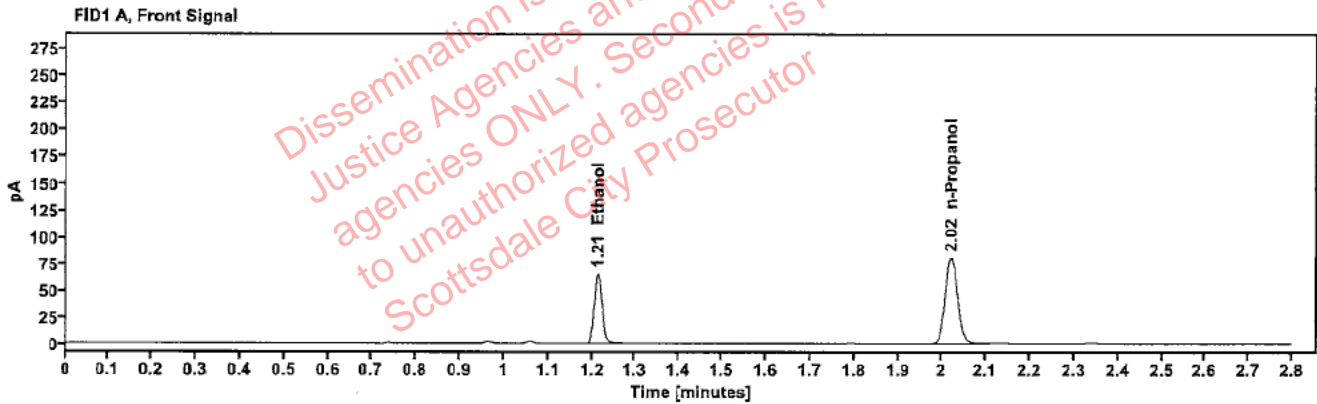


Table 1: FID 1 A (column DB-ALC1)

Compound	Amount (g/100mL)	Time (min)	Peak Area
>Ethanol	0.1304	1.213	83.993
n-Propanol	-----	2.020	160.856

Table 2: FID 2 B (column DB-ALC2)

Compound	Time (min)	Peak Area
Ethanol	1.361	92.190
n-Propanol	2.440	176.510



### Scottsdale Police Department Crime Lab Volatiles Analysis

Sample:	404-01L.G.	Vial:	38
Description:	[REDACTED]	LIMS ID:	[REDACTED]
Method:	ethanol quant.M	Sequence:	10Oct23
Instrument:	US14173023 CN14160045	Injection date:	10/10/2023 6:19:03 PM
Data file:	C:\Chem32\1\Data\10Oct23\38.D	Analyst:	Brooke

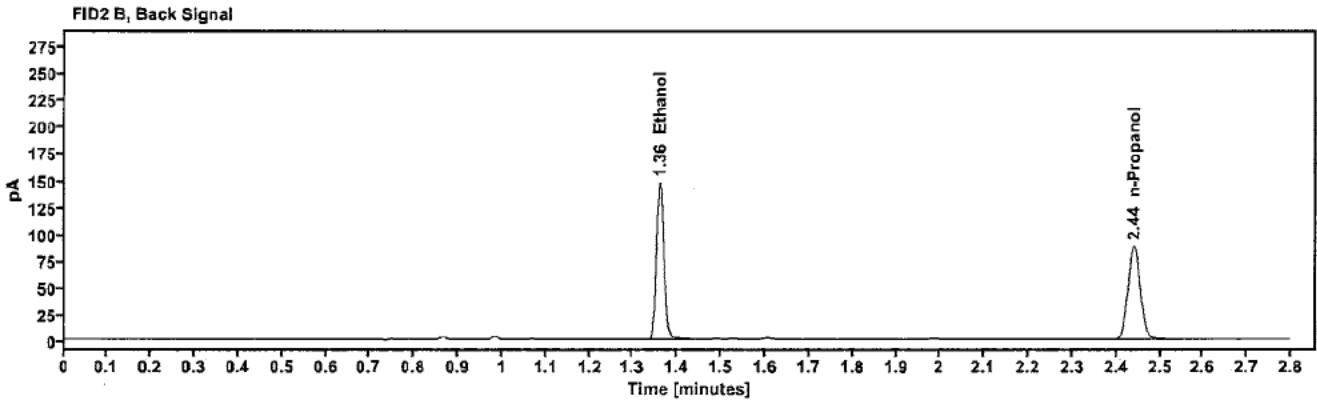
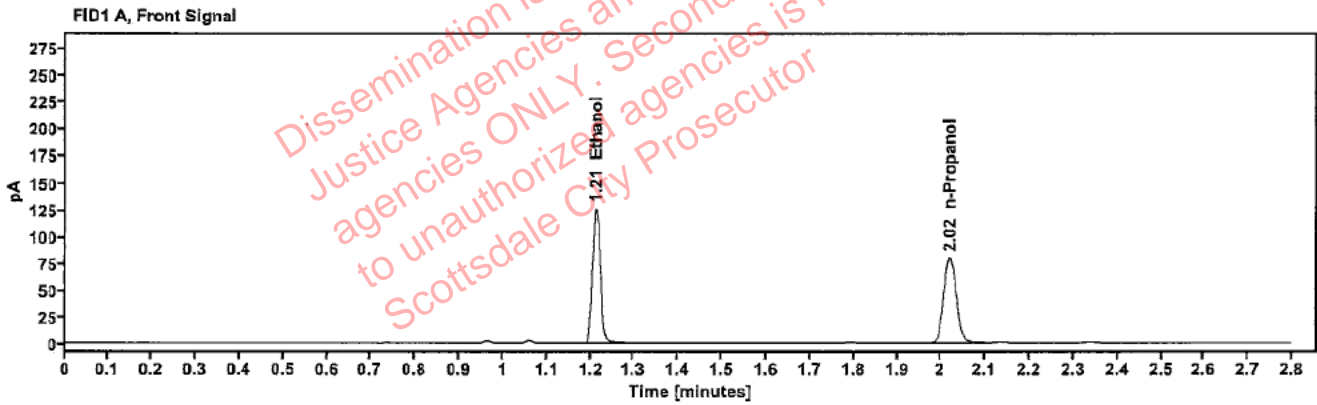


Table 1: FID 1 A (column DB-ALC1)

Compound	Amount (g/100mL)	Time (min)	Peak Area
>Ethanol	0.2518	1.212	161.105
n-Propanol	-----	2.020	158.648

Table 2: FID 2 B (column DB-ALC2)

Compound	Time (min)	Peak Area
Ethanol	1.360	178.598
n-Propanol	2.440	173.897

### Scottsdale Police Department Crime Lab Volatiles Analysis

Sample:	404-01L.G.	Vial:	39
Description:	[REDACTED]	LIMS ID:	[REDACTED]
Method:	ethanol quant.M	Sequence:	10Oct23
Instrument:	US14173023 CN14160045	Injection date:	10/10/2023 6:23:03 PM
Data file:	C:\Chem32\1\Data\10Oct23\39.D	Analyst:	Brooke

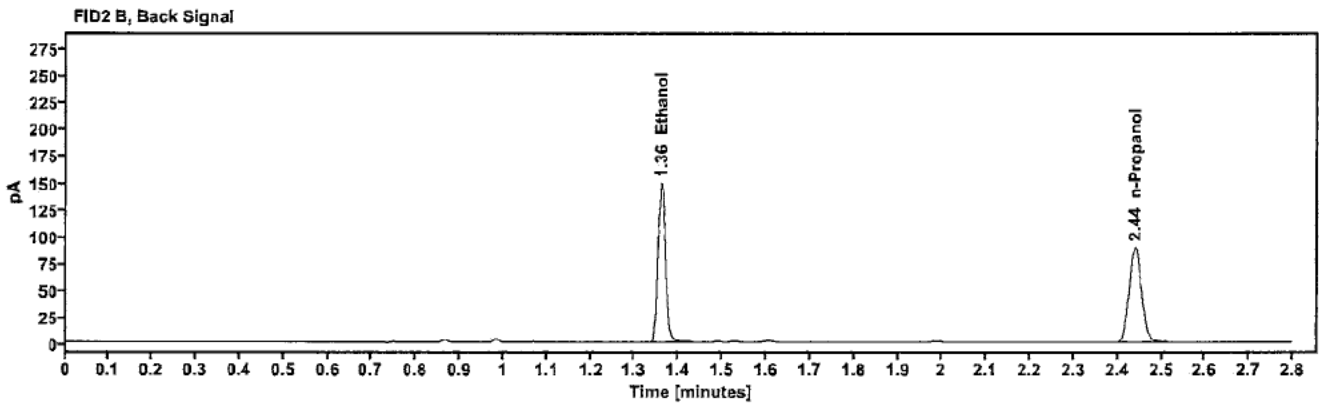
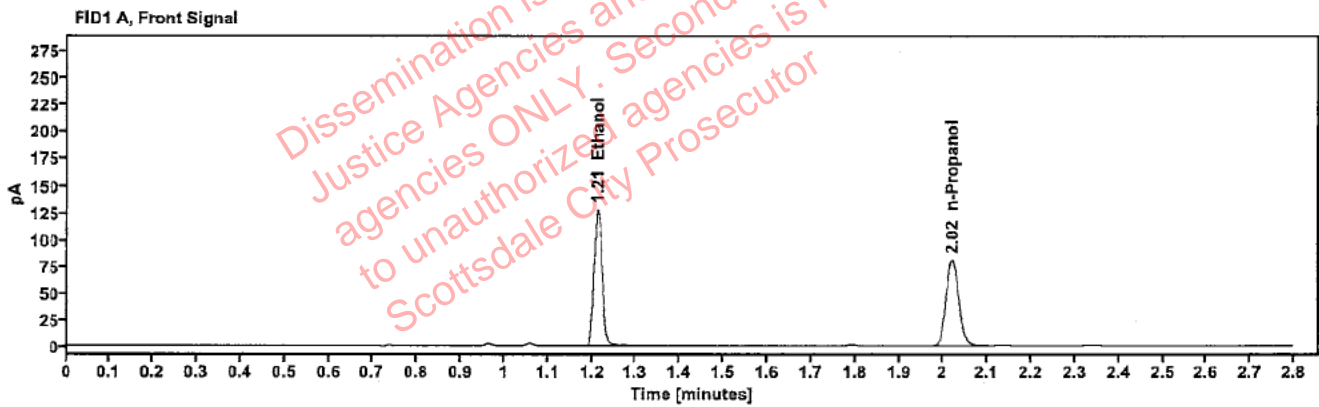


Table 1: FID 1 A (column DB-ALC1)

Compound	Amount (g/100mL)	Time (min)	Peak Area
>Ethanol	0.2519	1.213	163.195
n-Propanol	-----	2.020	160.612

Table 2: FID 2 B (column DB-ALC2)

Compound	Time (min)	Peak Area
Ethanol	1.361	179.933
n-Propanol	2.440	176.171

### Scottsdale Police Department Crime Lab Volatiles Analysis

Sample:	2311724-2	Vial:	40
Description:	[REDACTED]	LIMS ID:	[REDACTED]
Method:	ethanol quant.M	Sequence:	10Oct23
Instrument:	US14173023 CN14160045	Injection date:	10/10/2023 6:27:02 PM
Data file:	C:\Chem32\1\Data\10Oct23\40.D	Analyst:	Brooke

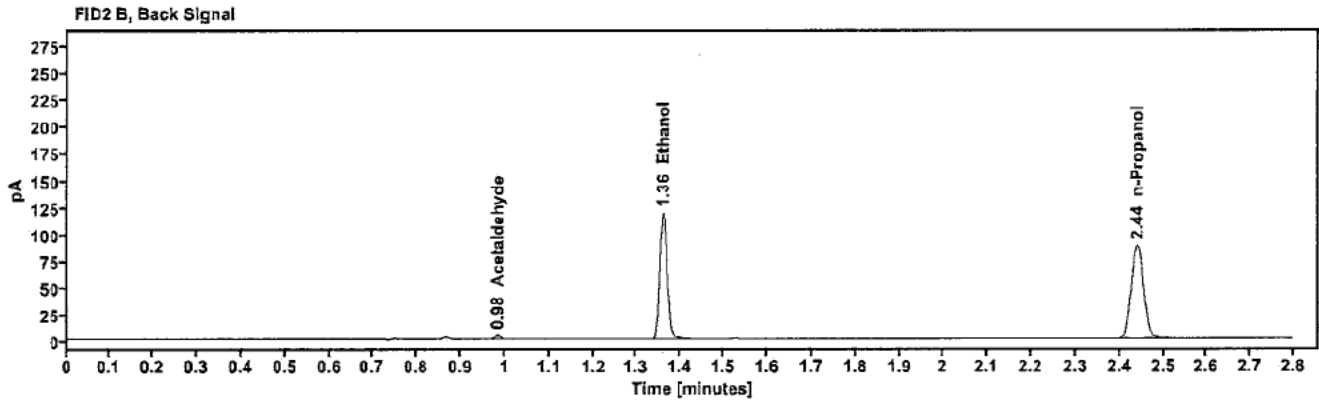
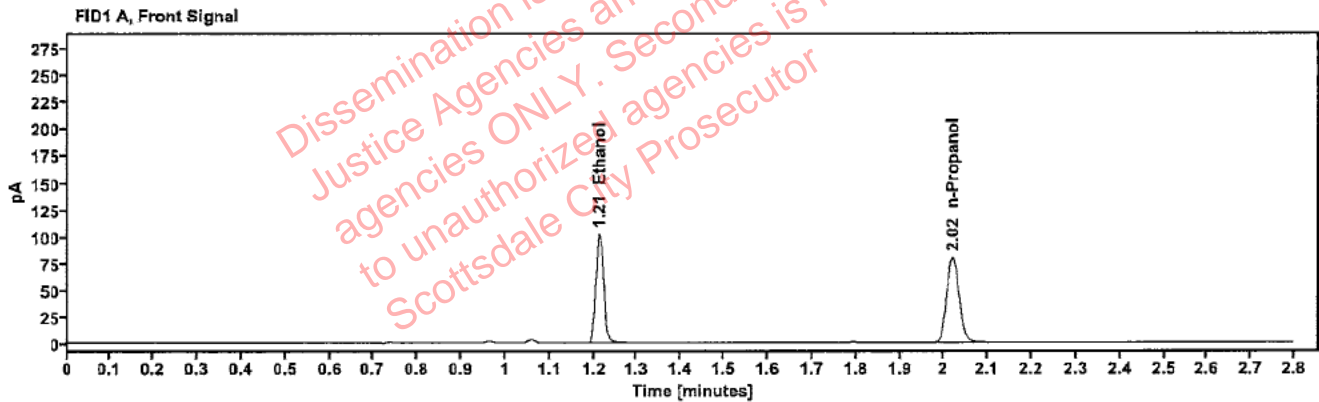


Table 1: FID 1 A (column DB-ALC1)

Compound	Amount (g/100mL)	Time (min)	Peak Area
>Ethanol	0.2034	1.213	130.283
n-Propanol	-----	2.020	159.075

Table 2: FID 2 B (column DB-ALC2)

Compound	Time (min)	Peak Area
Acetaldehyde	0.983	3.806
Ethanol	1.360	143.465
n-Propanol	2.440	174.161

### Scottsdale Police Department Crime Lab Volatiles Analysis

Sample:	2311724-2	Vial:	41
Description:	[REDACTED]	LIMS ID:	[REDACTED]
Method:	ethanol quant.M	Sequence:	10Oct23
Instrument:	US14173023 CN14160045	Injection date:	10/10/2023 6:31:02 PM
Data file:	C:\Chem32\1\Data\10Oct23\41.D	Analyst:	Brooke

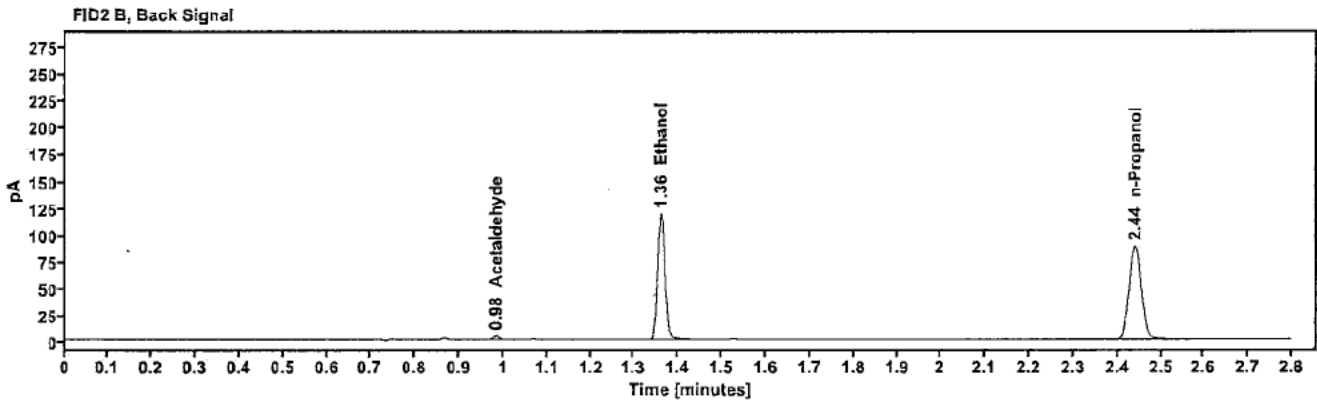
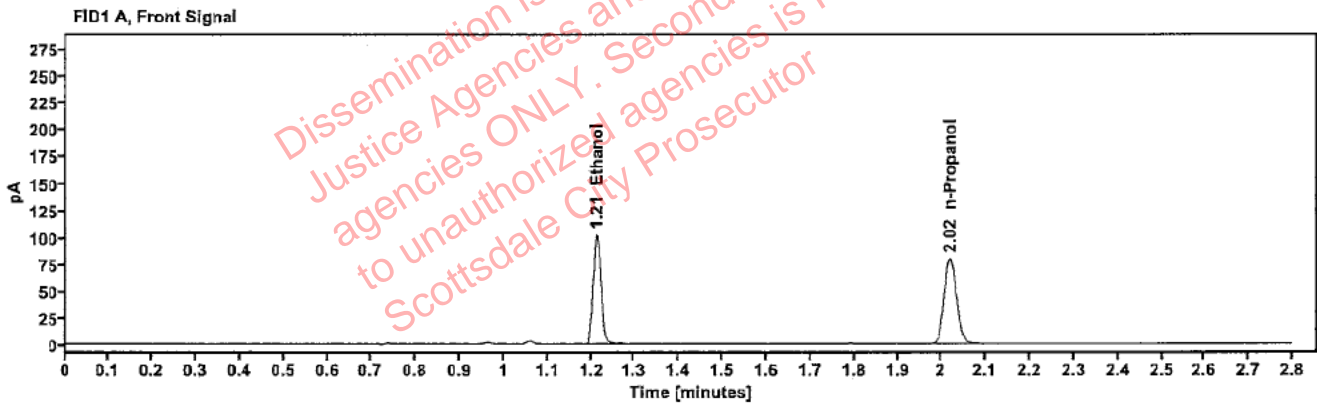


Table 1: FID 1 A (column DB-ALC1)

Compound	Amount (g/100mL)	Time (min)	Peak Area
>Ethanol	0.2037	1.213	130.069
n-Propanol	-----	2.020	158.582

Table 2: FID 2 B (column DB-ALC2)

Compound	Time (min)	Peak Area
Acetaldehyde	0.983	3.927
Ethanol	1.360	143.141
n-Propanol	2.440	173.779

### Scottsdale Police Department Crime Lab Volatiles Analysis

Sample:	2320328-1	Vial:	43
Description:	[REDACTED]	LIMS ID:	[REDACTED]
Method:	ethanol quant.M	Sequence:	10Oct23
Instrument:	US14173023 CN14160045	Injection date:	10/10/2023 6:39:18 PM
Data file:	C:\Chem32\1\Data\10Oct23\43.D	Analyst:	Brooke

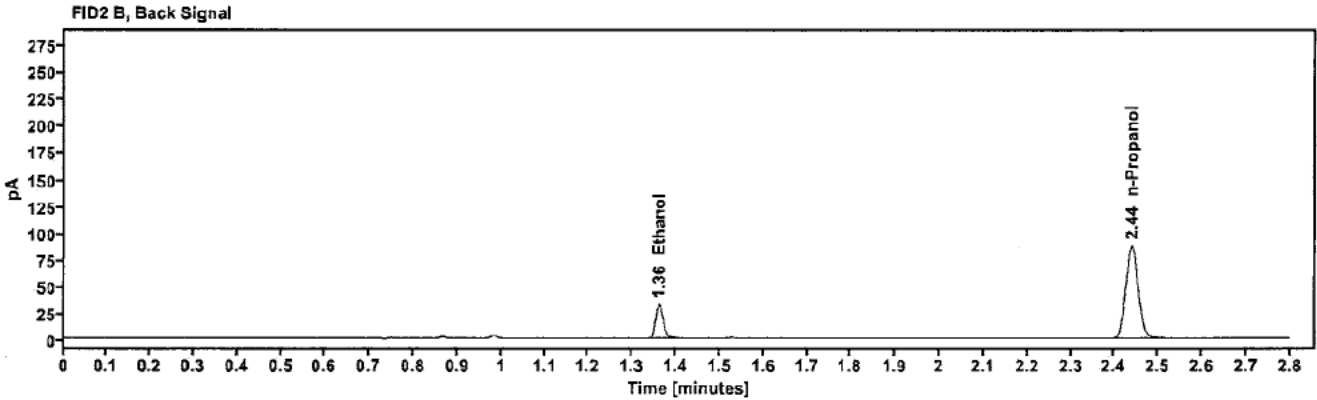
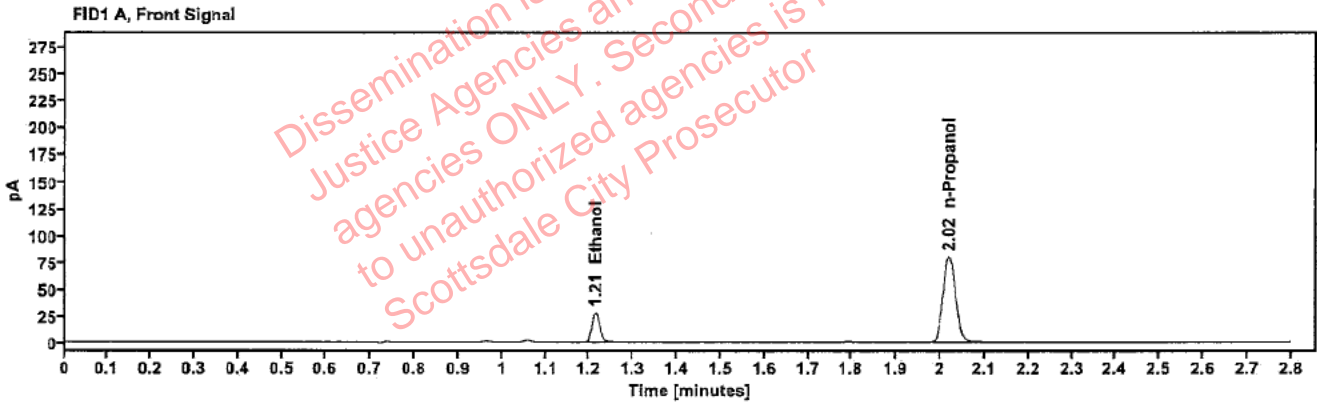


Table 1: FID 1 A (column DB-ALC1)

Compound	Amount (g/100mL)	Time (min)	Peak Area
>Ethanol	0.0573	1.214	35.740
n-Propanol	---	2.019	158.787

Table 2: FID 2 B (column DB-ALC2)

Compound	Time (min)	Peak Area
Ethanol	1.361	39.600
n-Propanol	2.440	173.873

### Scottsdale Police Department Crime Lab Volatiles Analysis

Sample:	2320328-1	Vial:	44
Description:	[REDACTED]	LIMS ID:	[REDACTED]
Method:	ethanol quant.M	Sequence:	10Oct23
Instrument:	US14173023 CN14160045	Injection date:	10/10/2023 6:43:18 PM
Data file:	C:\Chem32\1\Data\10Oct23\44.D	Analyst:	Brooke

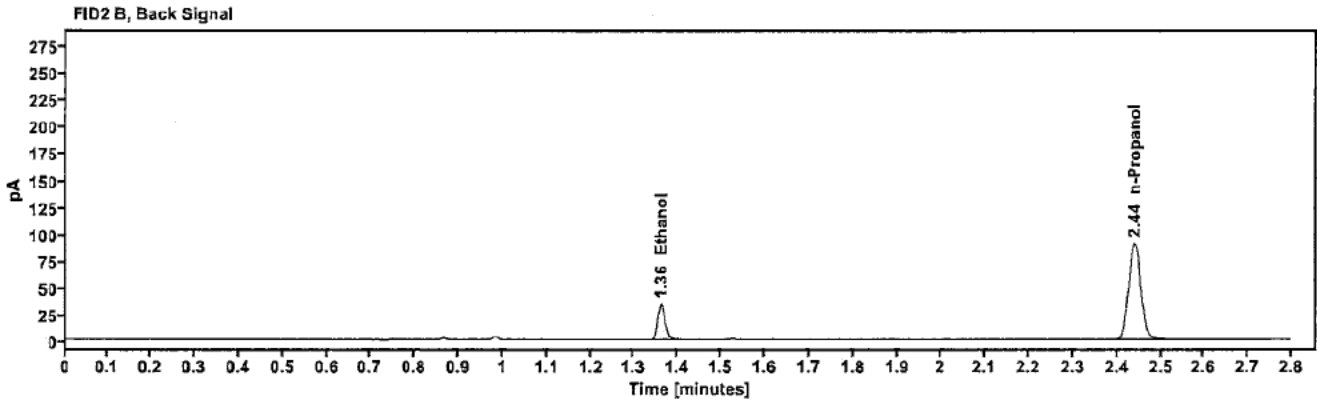
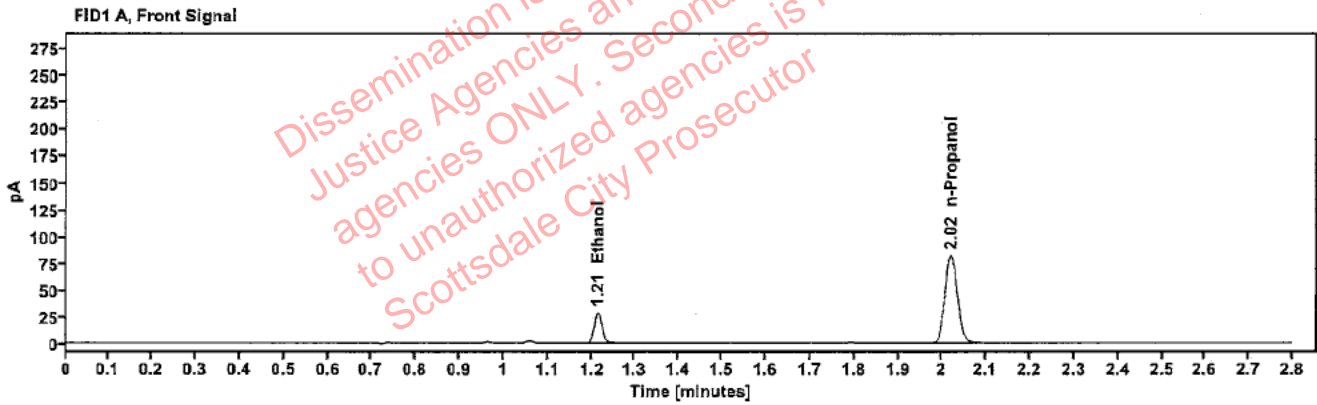


Table 1: FID 1 A (column DB-ALC1)

Compound	Amount (g/100mL)	Time (min)	Peak Area
>Ethanol	0.0577	1.214	36.970
n-Propanol	-----	2.019	163.260

Table 2: FID 2 B (column DB-ALC2)

Compound	Time (min)	Peak Area
Ethanol	1.361	40.996
n-Propanol	2.440	178.891

### Scottsdale Police Department Crime Lab Volatiles Analysis

Sample:	2320334-3	Vial:	45
Description:	[REDACTED]	LIMS ID:	[REDACTED]
Method:	ethanol quant.M	Sequence:	10Oct23
Instrument:	US14173023 CN14160045	Injection date:	10/10/2023 6:47:17 PM
Data file:	C:\Chem32\1\Data\10Oct23\45.D	Analyst:	Brooke

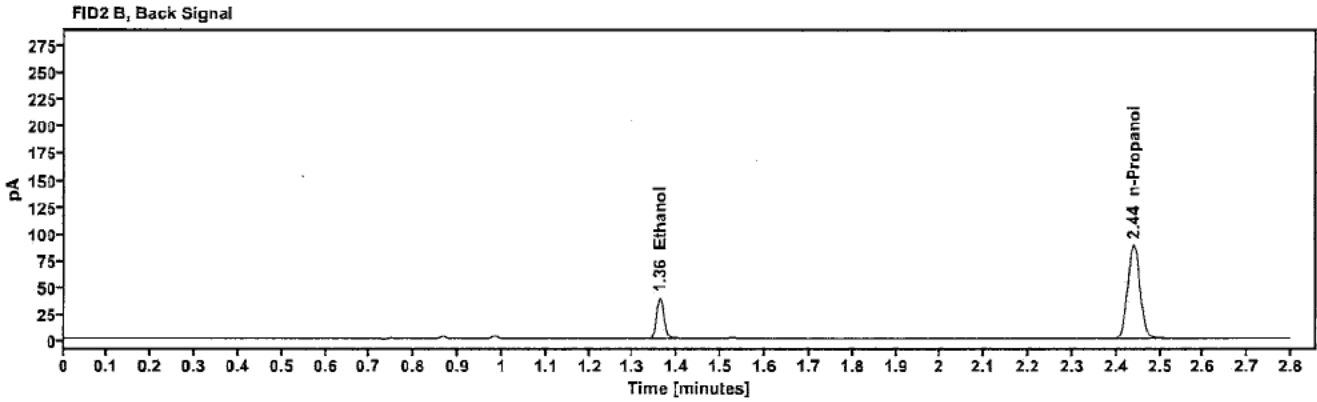
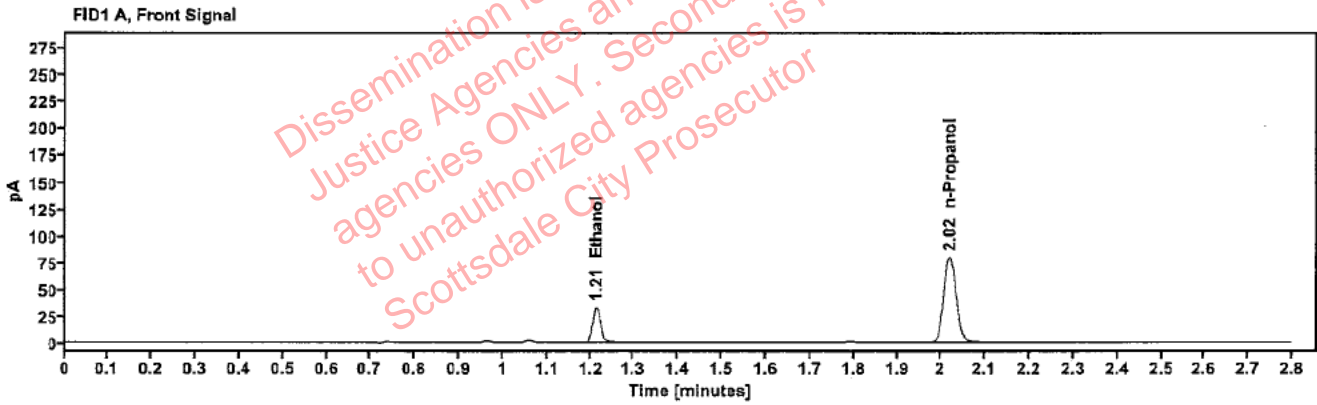


Table 1: FID 1 A (column DB-ALC1)

Compound	Amount (g/100mL)	Time (min)	Peak Area
>Ethanol	0.0676	1.213	42.449
n-Propanol	-----	2.019	159.109

Table 2: FID 2 B (column DB-ALC2)

Compound	Time (min)	Peak Area
Ethanol	1.361	46.543
n-Propanol	2.439	174.338

### Scottsdale Police Department Crime Lab Volatiles Analysis

Sample:	2320334-3	Vial:	46
Description:	[REDACTED]	LIMS ID:	[REDACTED]
Method:	ethanol quant.M	Sequence:	10Oct23
Instrument:	US14173023 CN14160045	Injection date:	10/10/2023 6:51:18 PM
Data file:	C:\Chem32\1\Data\10Oct23\46.D	Analyst:	Brooke

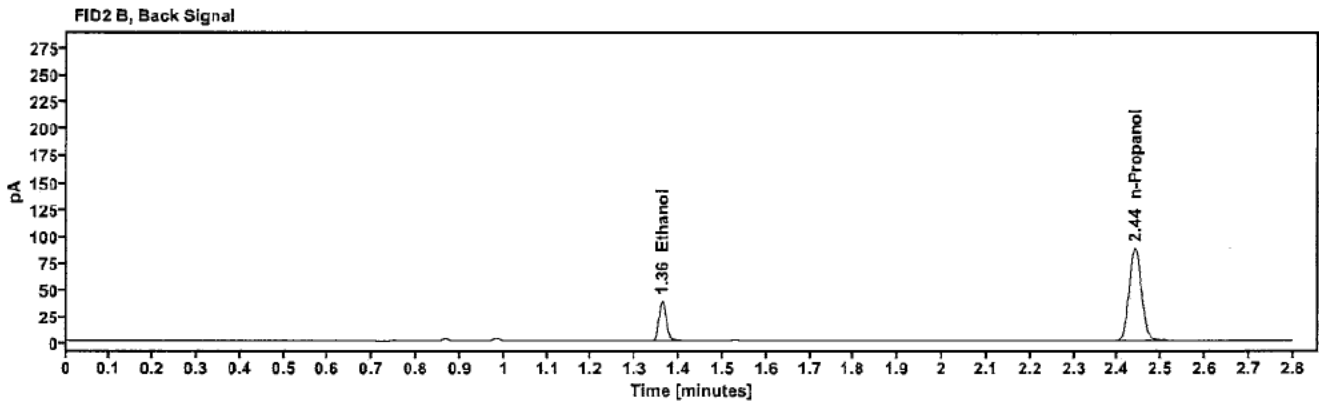
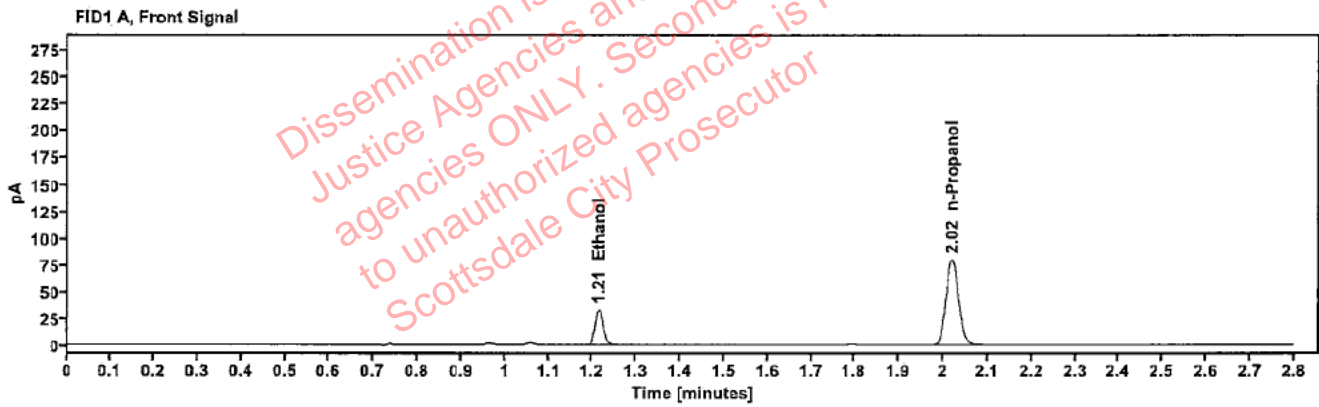


Table 1: FID 1 A (column DB-ALC1)

Compound	Amount (g/100mL)	Time (min)	Peak Area
>Ethanol	0.0676	1.214	42.235
n-Propanol	---	2.020	158.359

Table 2: FID 2 B (column DB-ALC2)

Compound	Time (min)	Peak Area
Ethanol	1.361	46.303
n-Propanol	2.440	173.506



[Redacted] : Brooke, Phillip - (11-Oct-2023)

User: pbrooke 10/11/2023

### Scottsdale Police Department Crime Lab Volatiles Analysis

Sample:	2320458-2	Vial:	47
Description:	[Redacted]	LIMS ID:	[Redacted]
Method:	ethanol quant.M	Sequence:	10Oct23
Instrument:	US14173023 CN14160045	Injection date:	10/10/2023 6:55:18 PM
Data file:	C:\Chem32\1\Data\10Oct23\47.D	Analyst:	Brooke

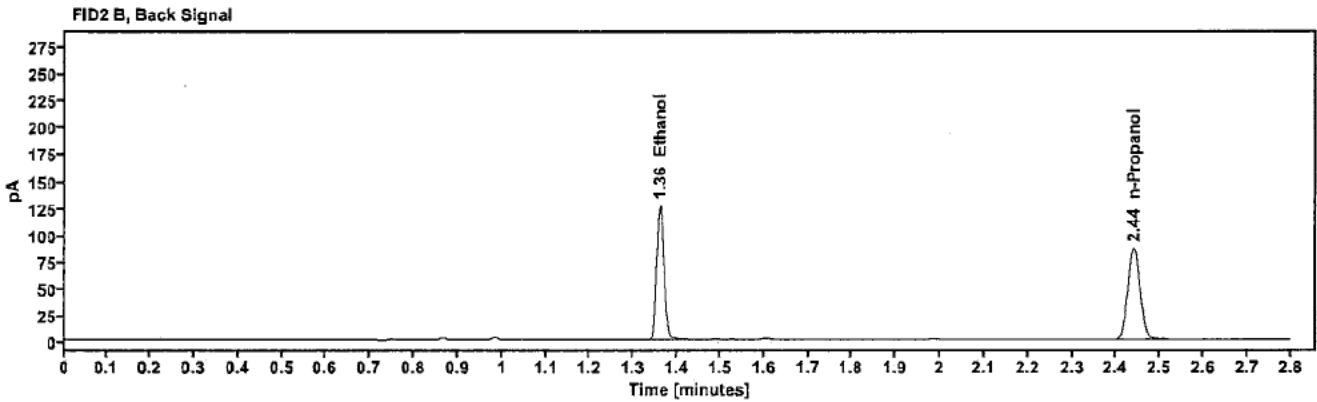
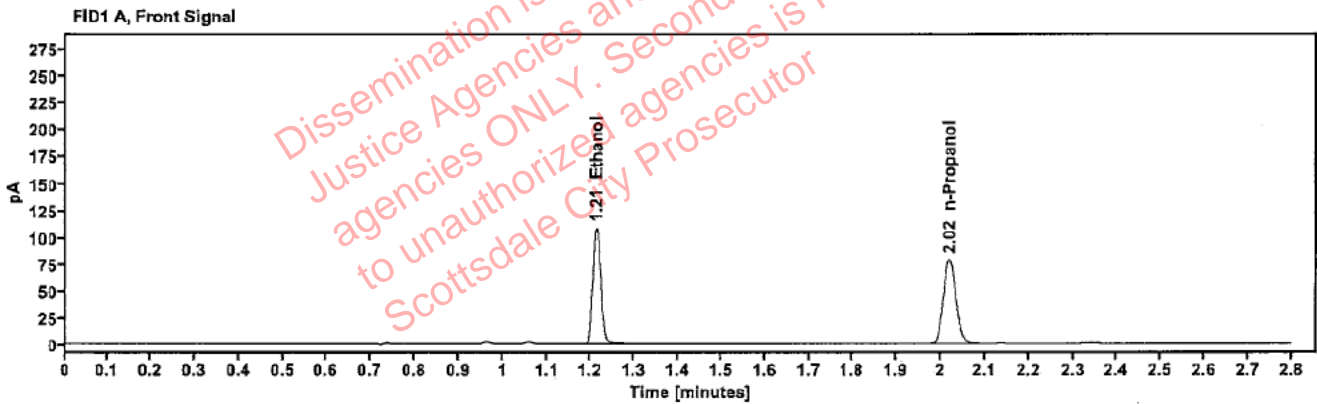


Table 1: FID 1 A (column DB-ALC1)

Compound	Amount (g/100mL)	Time (min)	Peak Area
>Ethanol	0.2193	1.212	138.584
n-Propanol	---	2.020	156.822

Table 2: FID 2 B (column DB-ALC2)

Compound	Time (min)	Peak Area
Ethanol	1.360	152.762
n-Propanol	2.440	171.286

### Scottsdale Police Department Crime Lab Volatiles Analysis

Sample:	2320458-2	Vial:	48
Description:	[REDACTED]	LIMS ID:	[REDACTED]
Method:	ethanol quant.M	Sequence:	10Oct23
Instrument:	US14173023 CN14160045	Injection date:	10/10/2023 6:59:18 PM
Data file:	C:\Chem32\1\Data\10Oct23\48.D	Analyst:	Brooke

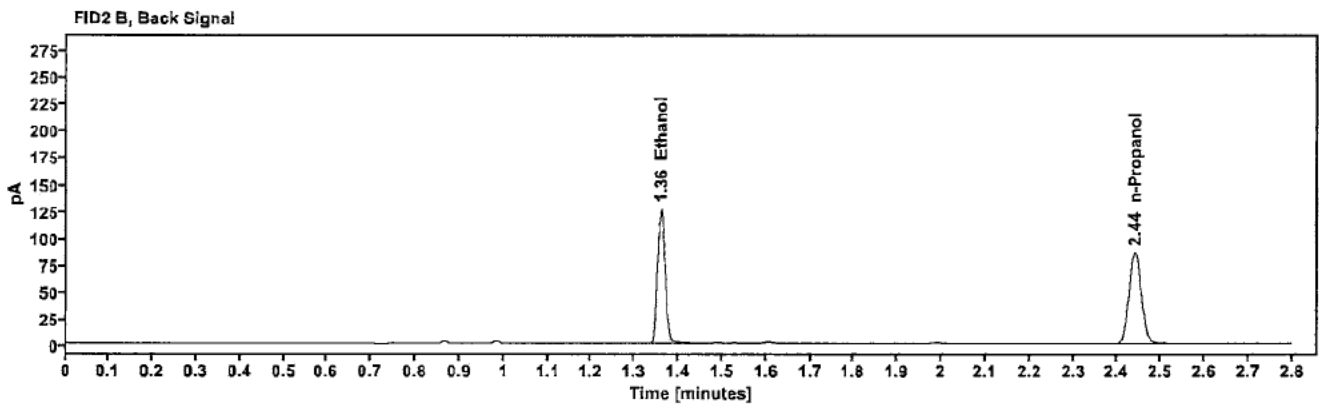
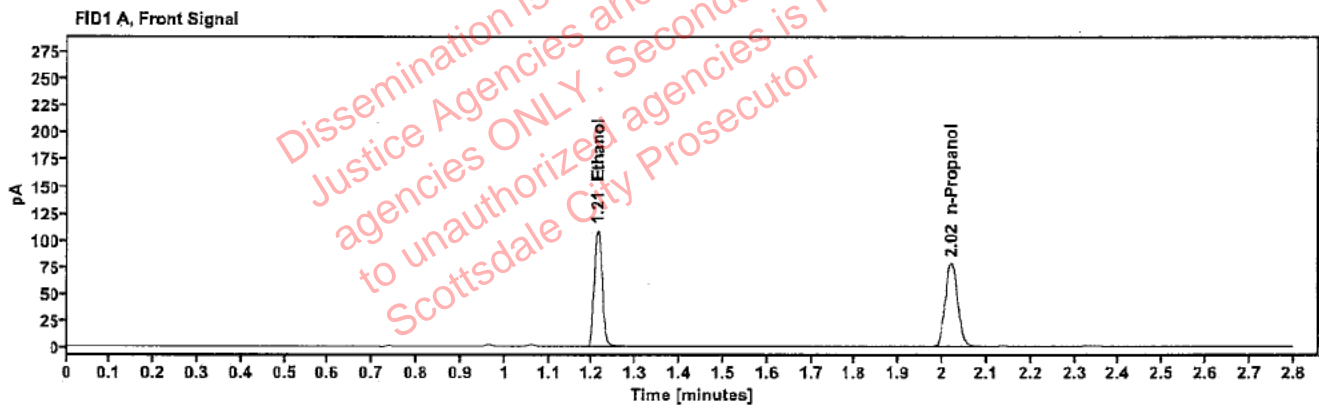


Table 1: FID 1 A (column DB-ALC1)

Compound	Amount (g/100mL)	Time (min)	Peak Area
>Ethanol	0.2204	1.213	139.398
n-Propanol	---	2.020	156.963

Table 2: FID 2 B (column DB-ALC2)

Compound	Time (min)	Peak Area
Ethanol	1.360	153.718
n-Propanol	2.440	171.422

### Scottsdale Police Department Crime Lab Volatiles Analysis

Sample:	2320524-2	Vial:	49
Description:	[REDACTED]	LIMS ID:	[REDACTED]
Method:	ethanol quant.M	Sequence:	10Oct23
Instrument:	US14173023 CN14160045	Injection date:	10/10/2023 7:03:32 PM
Data file:	C:\Chem32\1\Data\10Oct23\49.D	Analyst:	Brooke

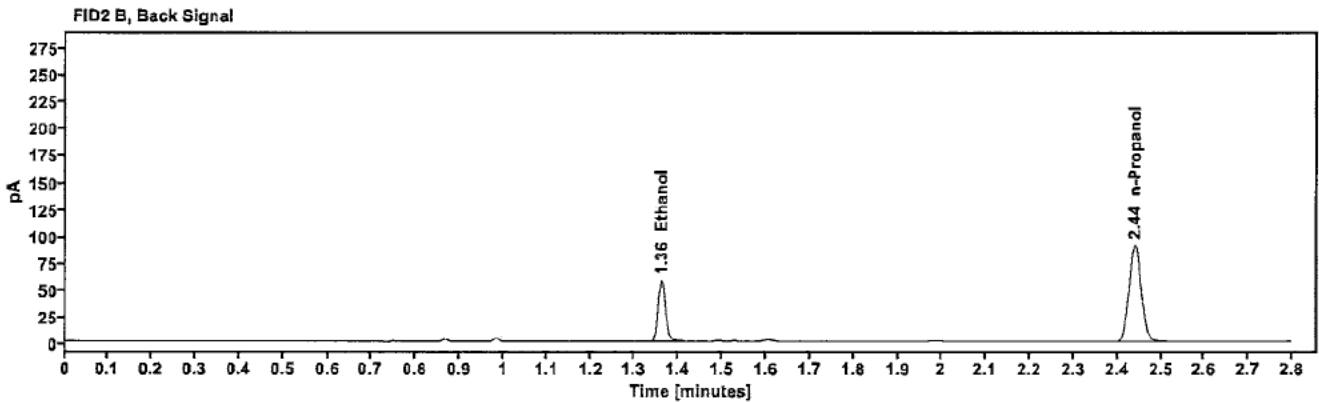
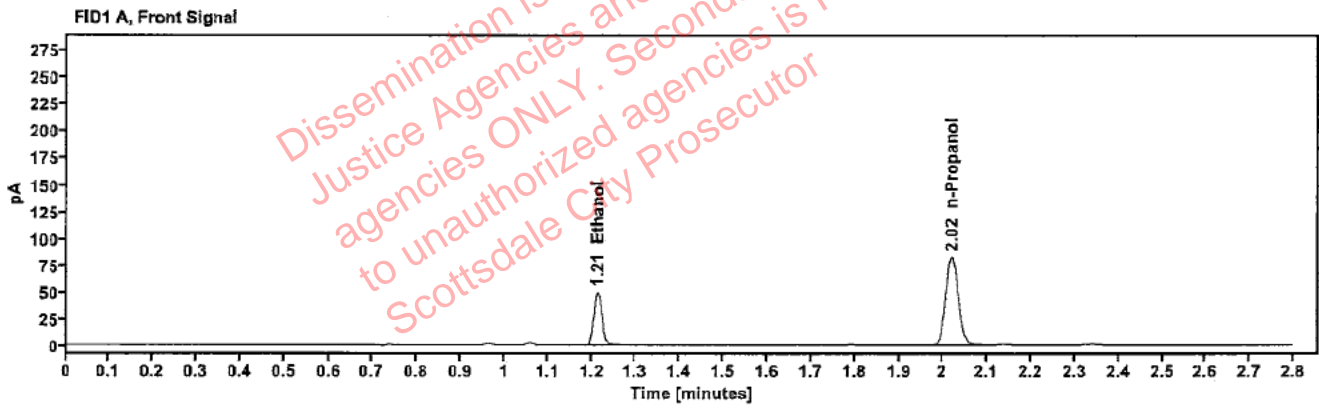


Table 1: FID 1 A (column DB-ALC1)

Compound	Amount (g/100mL)	Time (min)	Peak Area
>Ethanol	0.0968	1.213	63.527
n-Propanol	-----	2.020	164.734

Table 2: FID 2 B (column DB-ALC2)

Compound	Time (min)	Peak Area
Ethanol	1.361	69.964
n-Propanol	2.440	179.897

### Scottsdale Police Department Crime Lab Volatiles Analysis

Sample:	2320524-2	Vial:	50
Description:	[REDACTED]	LIMS ID:	[REDACTED]
Method:	ethanol quant.M	Sequence:	10Oct23
Instrument:	US14173023 CN14160045	Injection date:	10/10/2023 7:07:33 PM
Data file:	C:\Chem32\1\Data\10Oct23\50.D	Analyst:	Brooke

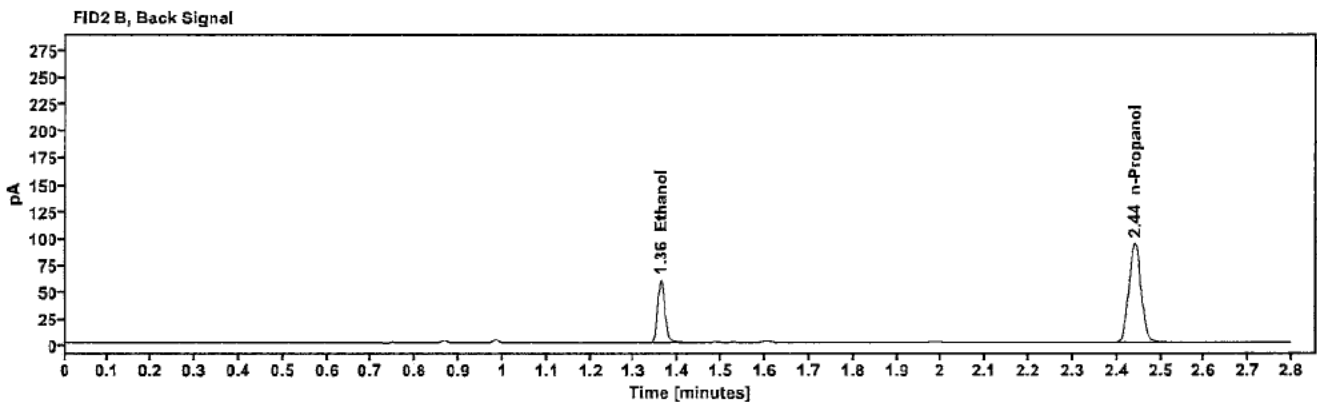
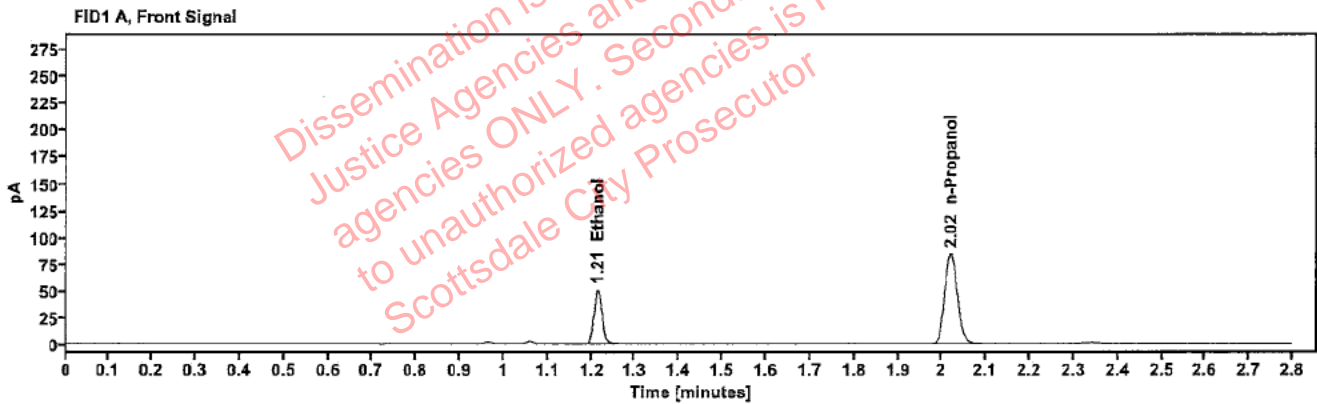


Table 1: FID 1 A (column DB-ALC1)

Compound	Amount (g/100mL)	Time (min)	Peak Area
>Ethanol	0.0968	1.213	65.042
n-Propanol	---	2.020	168.744

Table 2: FID 2 B (column DB-ALC2)

Compound	Time (min)	Peak Area
Ethanol	1.361	71.810
n-Propanol	2.440	184.374

### Scottsdale Police Department Crime Lab Volatiles Analysis

Sample:	2320669-2	Vial:	51
Description:	[REDACTED]	LIMS ID:	[REDACTED]
Method:	ethanol quant.M	Sequence:	10Oct23
Instrument:	US14173023 CN14160045	Injection date:	10/10/2023 7:11:32 PM
Data file:	C:\Chem32\1\Data\10Oct23\51.D	Analyst:	Brooke

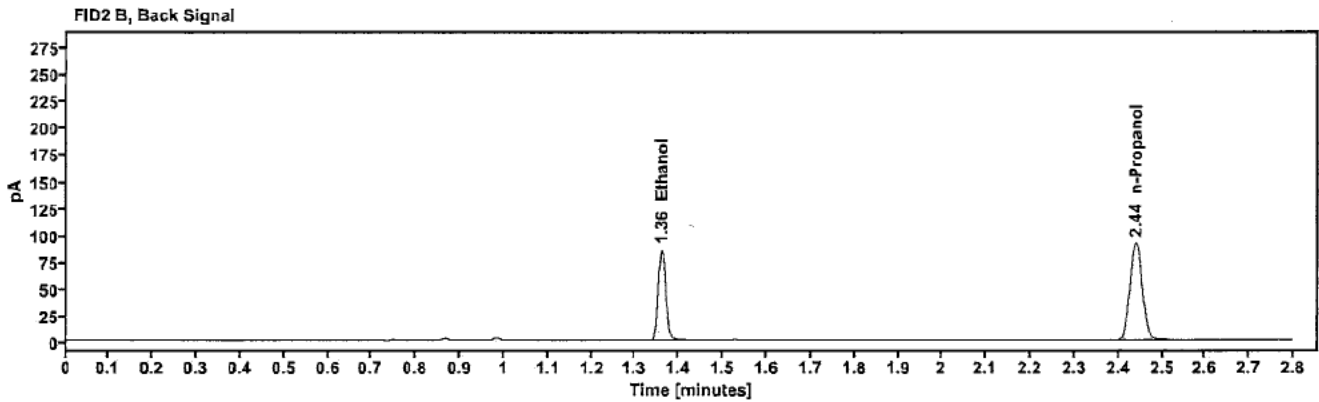
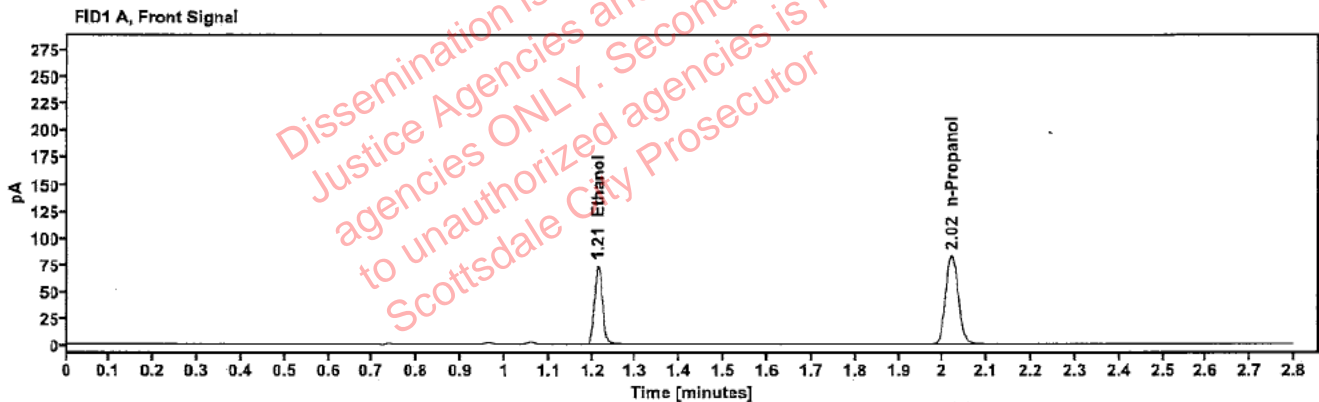


Table 1: FID 1 A (column DB-ALC1)

Compound	Amount (g/100mL)	Time (min)	Peak Area
>Ethanol	0.1416	1.213	93.662
n-Propanol	---	2.020	164.977

Table 2: FID 2 B (column DB-ALC2)

Compound	Time (min)	Peak Area
Ethanol	1.361	103.177
n-Propanol	2.440	180.489

### Scottsdale Police Department Crime Lab Volatiles Analysis

Sample:	2320669-2	Vial:	52
Description:		LIMS ID:	
Method:	ethanol quant.M	Sequence:	10Oct23
Instrument:	US14173023 CN14160045	Injection date:	10/10/2023 7:15:33 PM
Data file:	C:\Chem32\1\Data\10Oct23\52.D	Analyst:	Brooke

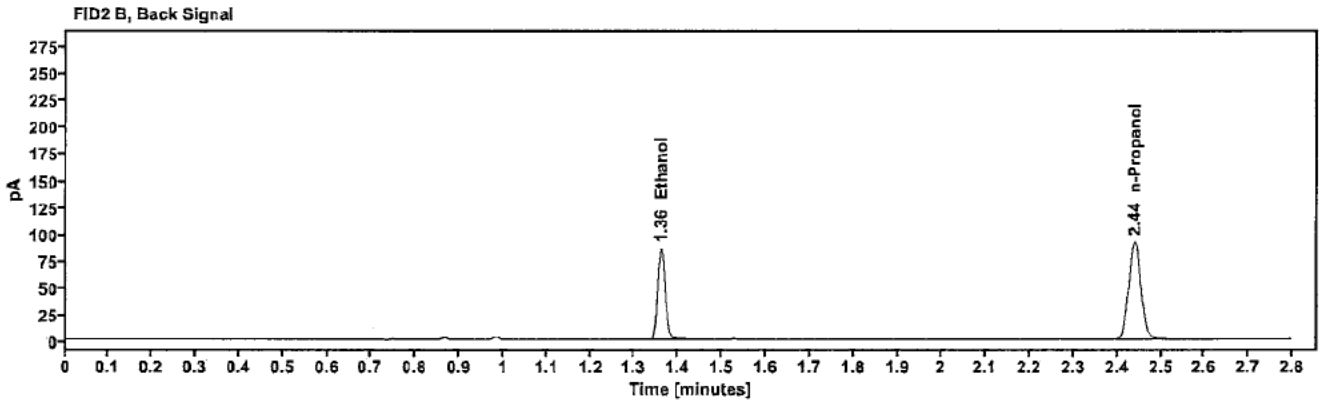
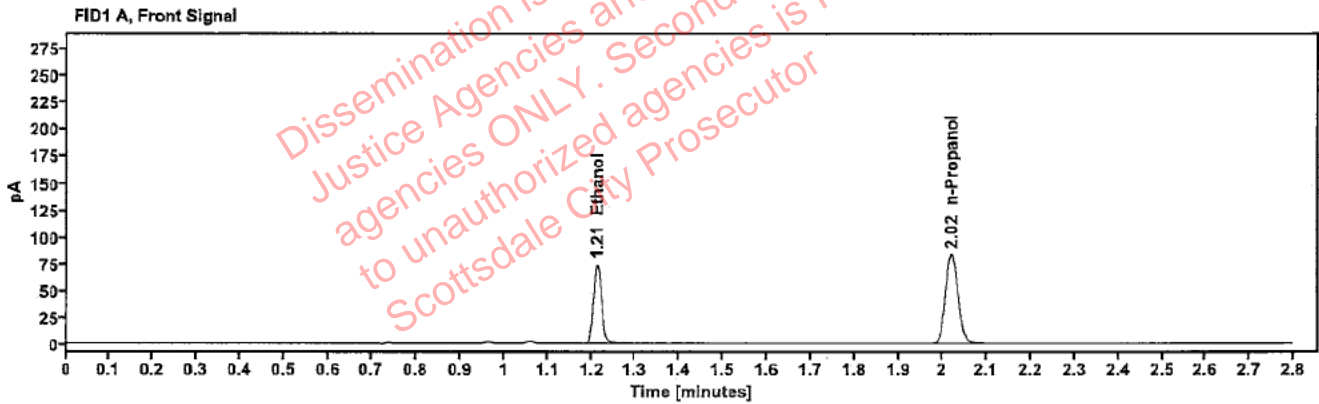


Table 1: FID 1 A (column DB-ALC1)

Compound	Amount (g/100mL)	Time (min)	Peak Area
>Ethanol	0.1419	1.213	94.371
n-Propanol	-----	2.020	165.912

Table 2: FID 2 B (column DB-ALC2)

Compound	Time (min)	Peak Area
Ethanol	1.361	103.772
n-Propanol	2.440	181.497