

# SCOTTSDALE POLICE DEPARTMENT CRIME LABORATORY BLOOD ALCOHOL FACE SHEET

ANALYSIS DATE 12/15/2023 SEQUENCE NAME 15Dec23

**EQUIPMENT**

Pipettor  Hamilton ML600EH7497  Hamilton ML600GJ10749  
 Gas Chromatograph  Agilent US14173023

**INSTRUMENT CALIBRATION**

Vial 1 0.02 calibrator Lot FN03122113 Coefficient of determination (r<sup>2</sup>)  
 Vial 2 0.10 calibrator Lot FN11172002 0.99992  
 Vial 3 0.20 calibrator Lot FN03132302  
 Vial 4 0.40 calibrator Lot FN03052102

**CALIBRATION VERIFICATION AND RESOLUTION TEST**

Vial	Sample	Expected result	Measured result	Manufacturer/lot
5	Blank	Not detected	Not detected	SPD lab 011823WB
6	Volatiles mixture	6 compounds	6 compounds	SPD lab 050721MIX
7	Aqueous control	0.400 g/dL	0.402 g/dL	Lipomed 30012020-A
8	Aqueous control	0.040 g/dL	0.041 g/dL	Lipomed 14082019-B
9	Blood control	0.199 g/dL	0.201 g/dL	ACQ 4110320133/11
20	Aqueous control	0.080 g/dL	0.081 g/dL	Lipomed 20012020-B
31	Blood control	0.199 g/dL	0.202 g/dL	ACQ 4110320133/11
42	Aqueous control	0.080 g/dL	0.080 g/dL	Lipomed 20012020-B
53	Blood control	0.199 g/dL	0.202 g/dL	ACQ 4110320133/11
64	Aqueous control	0.080 g/dL	0.080 g/dL	Lipomed 20012020-B
75	Aqueous control	0.400 g/dL	0.402 g/dL	Lipomed 30012020-A
76	Aqueous control	0.040 g/dL	0.041 g/dL	Lipomed 14082019-B
77	Blood control	0.199 g/dL	0.199 g/dL	ACQ 4110320133/11
78	Blank	Not detected	Not detected	SPD lab 092223AQ

**SUBJECT SAMPLES**

Subjects in the sequence 30 Subjects requiring reanalysis 0

**ADDITIONAL NOTES:** All testing proceeded as expected.  
 \_\_\_\_\_  
 \_\_\_\_\_  
 \_\_\_\_\_

Run valid  Run invalid  [Signature] Analyst  
 Run valid  Run invalid  \_\_\_\_\_ Technical Reviewer

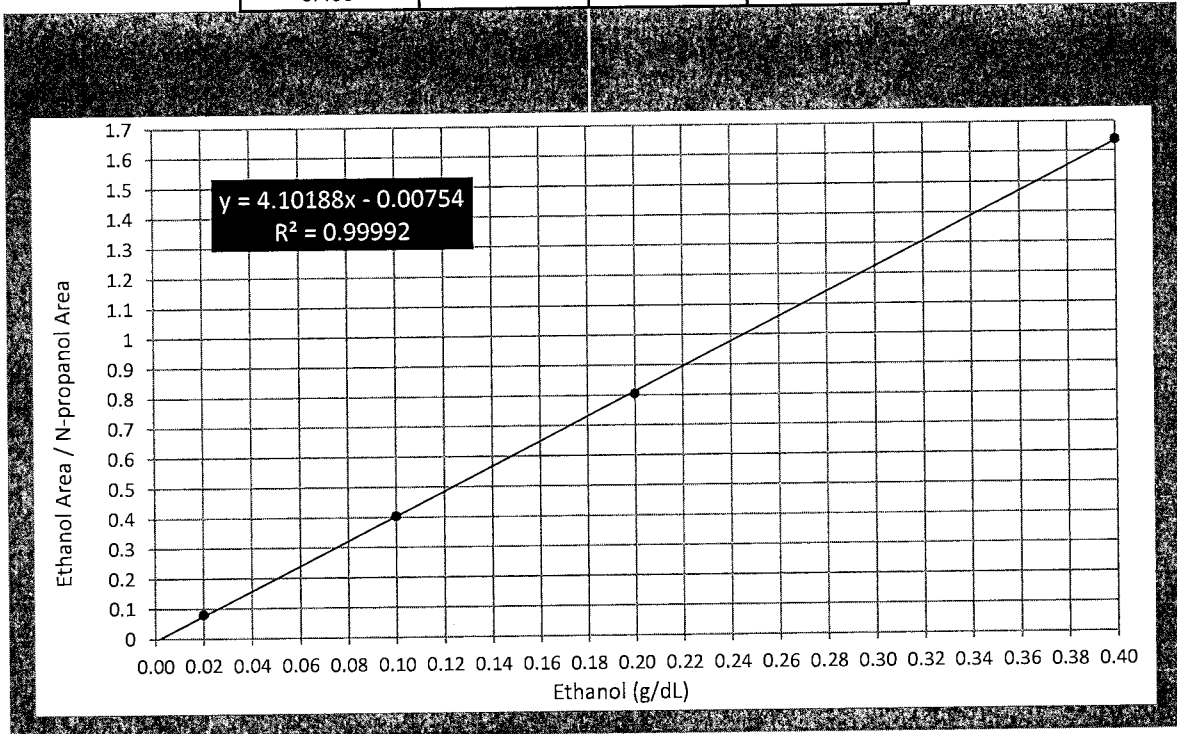
# Scottsdale Police Department Crime Laboratory Sequence Quality Assurance Summary

SEQUENCE NAME: 15Dec23

ANALYST: Abbott

Sample Name	Vial	Measured Value (g/dL)	Expected Value (g/dL)	Percent Difference	Absolute Difference (g/dL)
blank 011823WB	5	negative	negative	-	-
0.400 30012020-A	7	0.402	0.400	0.50	0.002
0.040 14082019-B	8	0.041	0.040	2.50	0.001
0.199 4110320133/11	9	0.201	0.199	1.01	0.002
0.080 20012020-B	20	0.081	0.080	1.25	0.001
0.199 4110320133/11	31	0.202	0.199	1.51	0.003
0.080 20012020-B	42	0.080	0.080	0.00	0.000
0.199 4110320133/11	53	0.202	0.199	1.51	0.003
0.080 20012020-B	64	0.080	0.080	0.00	0.000
0.400 30012020-A	75	0.402	0.400	0.50	0.002
0.040 14082019-B	76	0.041	0.040	2.50	0.001
0.199 4110320133/11	77	0.199	0.200	0.50	-0.001
blank 092223AQ	78	negative	negative	-	-

Calibrator	Ethanol Area	N-propanol Area	Ratio
0.020	11.858	151.095	0.078
0.100	60.113	149.066	0.403
0.200	121.371	150.894	0.804
0.400	245.962	150.242	1.637



# Scottsdale Police Department Crime Lab Volatiles Analysis

Sample:	FN03122113	Vial:	1
Description:	0.020 calibrator	Sequence:	15Dec23
Method:	ethanol quant.M	Injection date:	12/15/2023 4:07:20 PM
Instrument:	US14173023 CN14160045	Analyst:	Abbott <i>JA</i>
Data file:	C:\Chem32\1\Data\15Dec23\1.D		

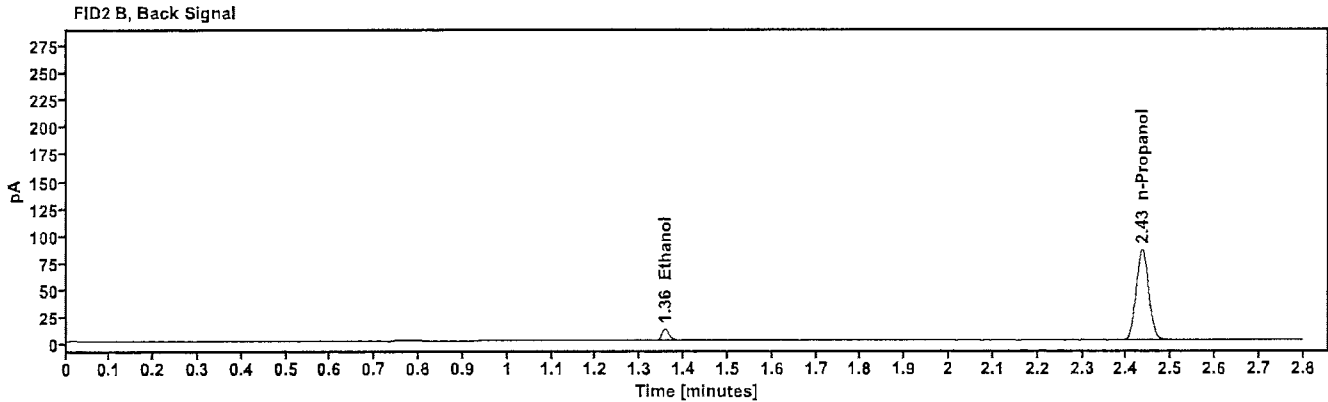
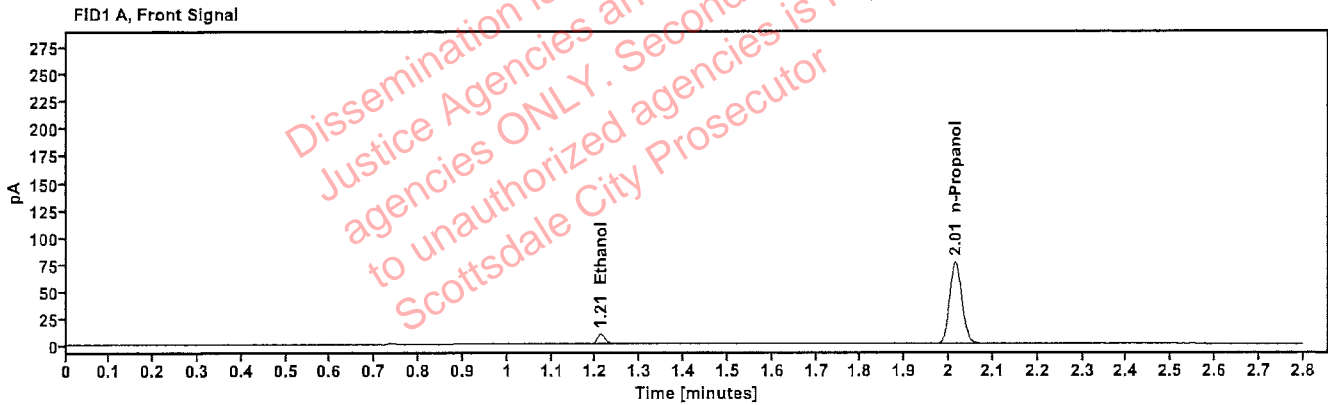


Table 1: FID 1 A (column DB-ALC1)

Compound	Time (min)	Peak Area
Ethanol	1.211	11.858
n-Propanol	2.015	151.095

Table 2: FID 2 B (column DB-ALC2)

Compound	Time (min)	Peak Area
Ethanol	1.357	12.959
n-Propanol	2.435	165.579

# Scottsdale Police Department Crime Lab Volatiles Analysis

<b>Sample:</b> FN11172002	<b>Vial:</b> 2
<b>Description:</b> 0.100 calibrator	<b>Sequence:</b> 15Dec23
<b>Method:</b> ethanol quant.M	<b>Injection date:</b> 12/15/2023 4:11:20 PM
<b>Instrument:</b> US14173023 CN14160045	<b>Analyst:</b> Abbott <i>JA</i>
<b>Data file:</b> C:\Chem32\1\Data\15Dec23\2.D	

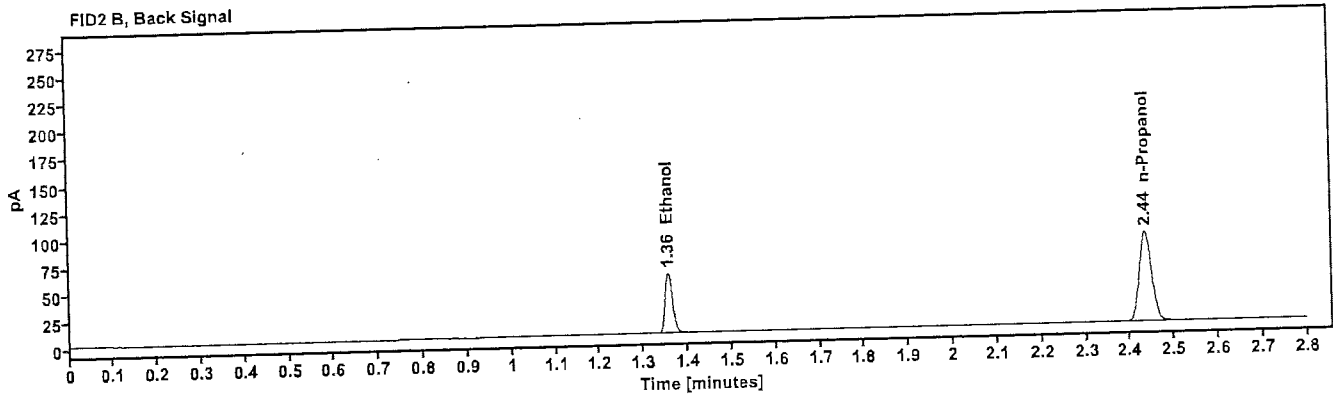
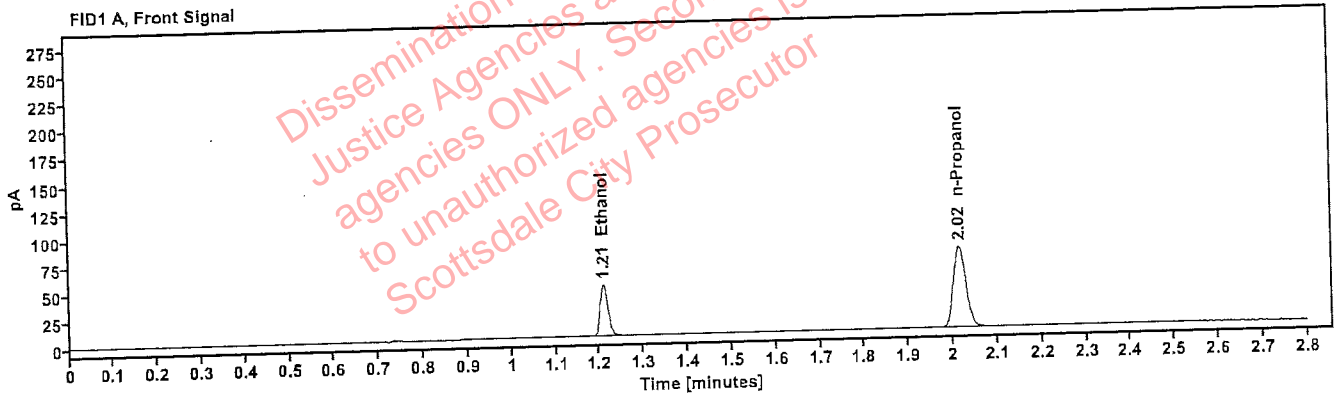


Table 1: FID 1 A (column DB-ALC1)

Compound	Time (min)	Peak Area
Ethanol	1.210	60.113
n-Propanol	2.015	149.066

Table 2: FID 2 B (column DB-ALC2)

Compound	Time (min)	Peak Area
Ethanol	1.357	66.112
n-Propanol	2.436	163.282

# Scottsdale Police Department Crime Lab Volatiles Analysis

<b>Sample:</b>	FN03132302	<b>Vial:</b>	3
<b>Description:</b>	0.200 calibrator	<b>Sequence:</b>	15Dec23
<b>Method:</b>	ethanol quant.M	<b>Injection date:</b>	12/15/2023 4:15:20 PM
<b>Instrument:</b>	US14173023 CN14160045	<b>Analyst:</b>	Abbott
<b>Data file:</b>	C:\Chem32\1\Data\15Dec23\3.D		

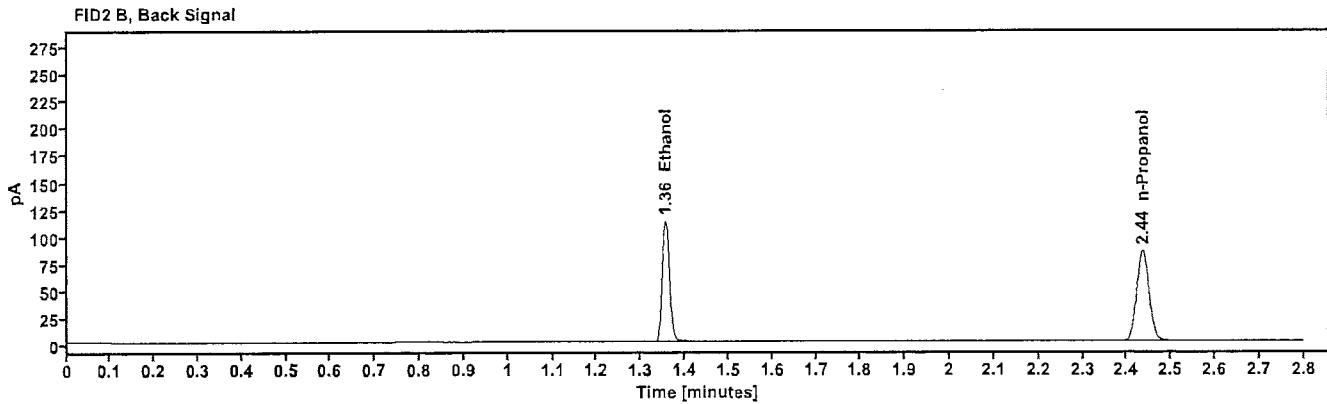
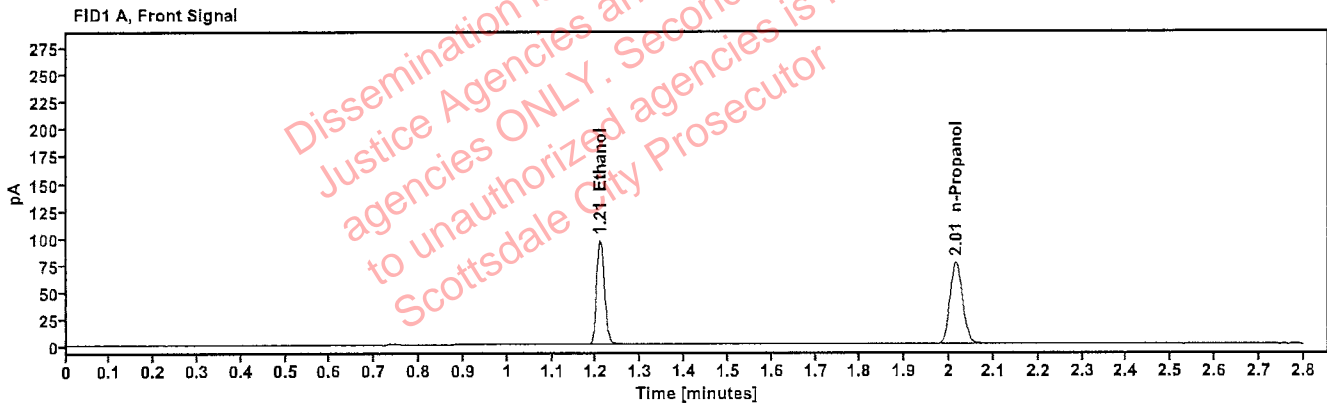


Table 1: FID 1 A (column DB-ALC1)

Compound	Time (min)	Peak Area
Ethanol	1.209	121.371
n-Propanol	2.015	150.894

Table 2: FID 2 B (column DB-ALC2)

Compound	Time (min)	Peak Area
Ethanol	1.355	133.609
n-Propanol	2.435	165.053

# Scottsdale Police Department Crime Lab Volatiles Analysis

<b>Sample:</b> FN03052102	<b>Vial:</b> 4
<b>Description:</b> 0.400 calibrator	<b>Sequence:</b> 15Dec23
<b>Method:</b> ethanol quant.M	<b>Injection date:</b> 12/15/2023 4:19:20 PM
<b>Instrument:</b> US14173023 CN14160045	<b>Analyst:</b> Abbott <i>[Signature]</i>
<b>Data file:</b> C:\Chem32\1\Data\15Dec23\4.D	

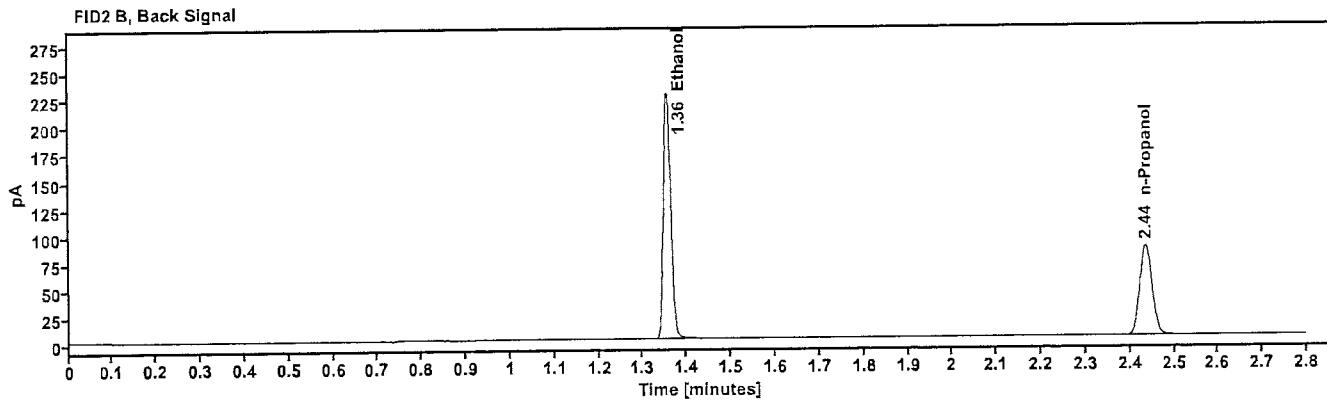
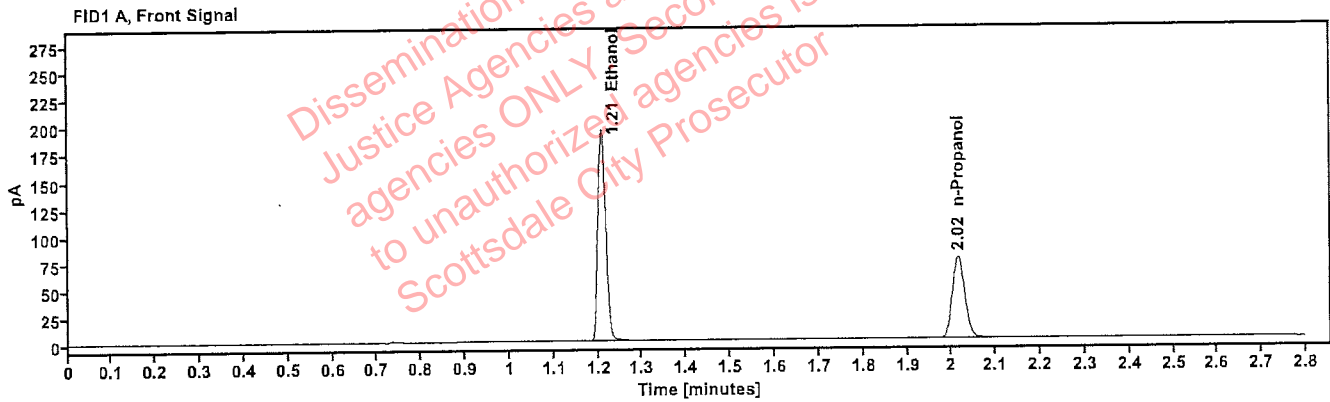


Table 1: FID 1 A (column DB-ALC1)

Compound	Time (min)	Peak Area
Ethanol	1.208	245.962
n-Propanol	2.015	150.242

Table 2: FID 2 B (column DB-ALC2)

Compound	Time (min)	Peak Area
Ethanol	1.356	271.032
n-Propanol	2.436	164.527

# Scottsdale Police Department Crime Lab Volatiles Analysis

<b>Sample:</b> 011823WB	<b>Vial:</b> 5
<b>Description:</b> Negative	<b>LIMS ID:</b>
<b>Method:</b> ethanol quant.M	<b>Sequence:</b> 15Dec23
<b>Instrument:</b> US14173023 CN14160045	<b>Injection date:</b> 12/15/2023 4:23:20 PM
<b>Data file:</b> C:\Chem32\1\Data\15Dec23\5.D	<b>Analyst:</b> Abbott <span style="float: right;">JA</span>

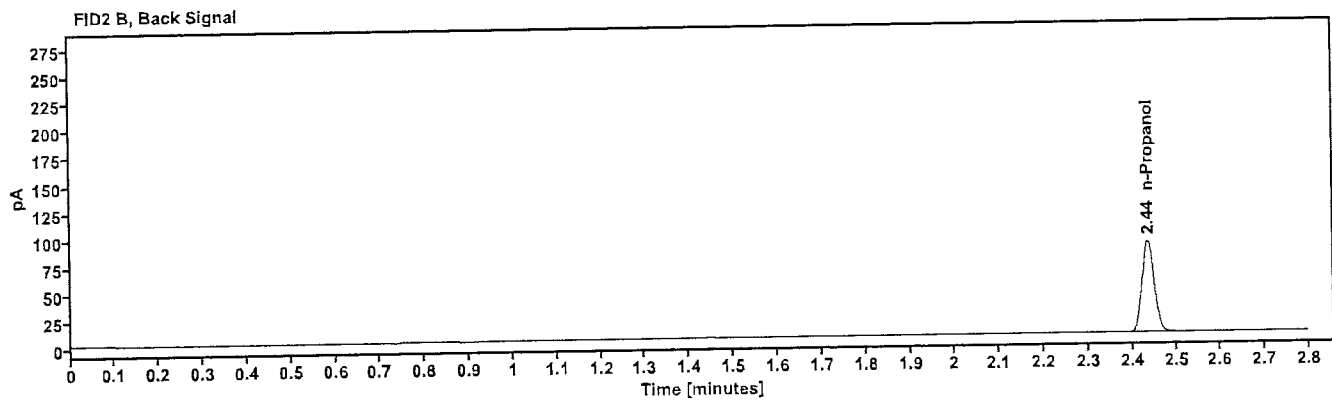
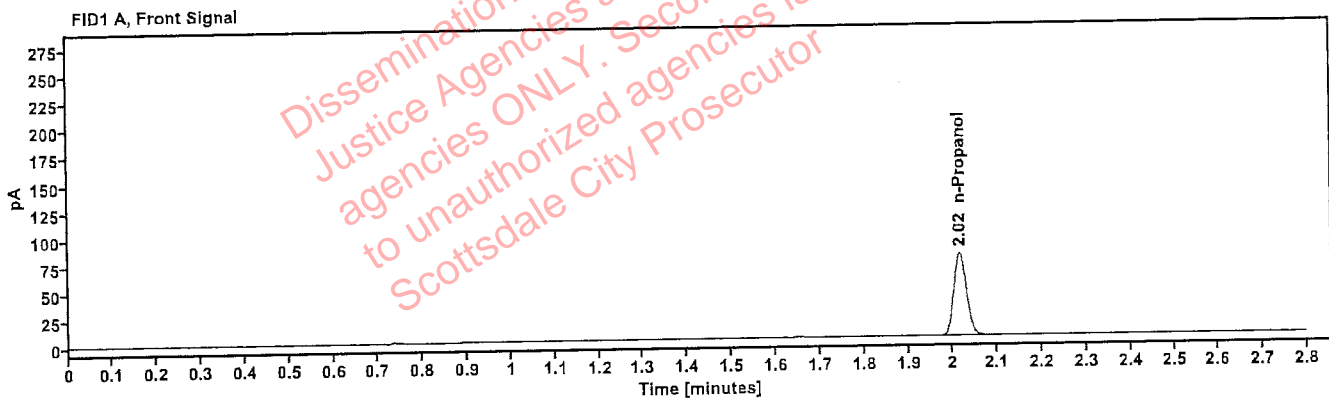


Table 1: FID 1 A (column DB-ALC1)

Compound	Amount (g/100mL)	Time (min)	Peak Area
n-Propanol	-----	2.016	152.651

Table 2: FID 2 B (column DB-ALC2)

Compound	Time (min)	Peak Area
n-Propanol	2.437	167.301

# Scottsdale Police Department Crime Lab Volatiles Analysis

Sample: 050721MIX	Vial: 6
Description: Volatiles mix	LIMS ID:
Method: ethanol quant.M	Sequence: 15Dec23
Instrument: US14173023 CN14160045	Injection date: 12/15/2023 4:27:20 PM
Data file: C:\Chem32\1\Data\15Dec23\6.D	Analyst: Abbott <i>JA</i>

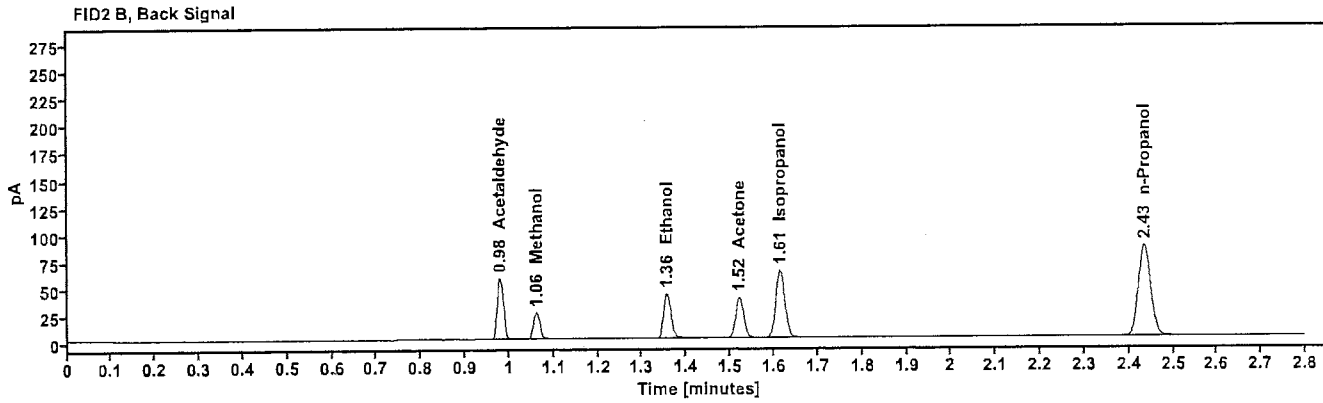
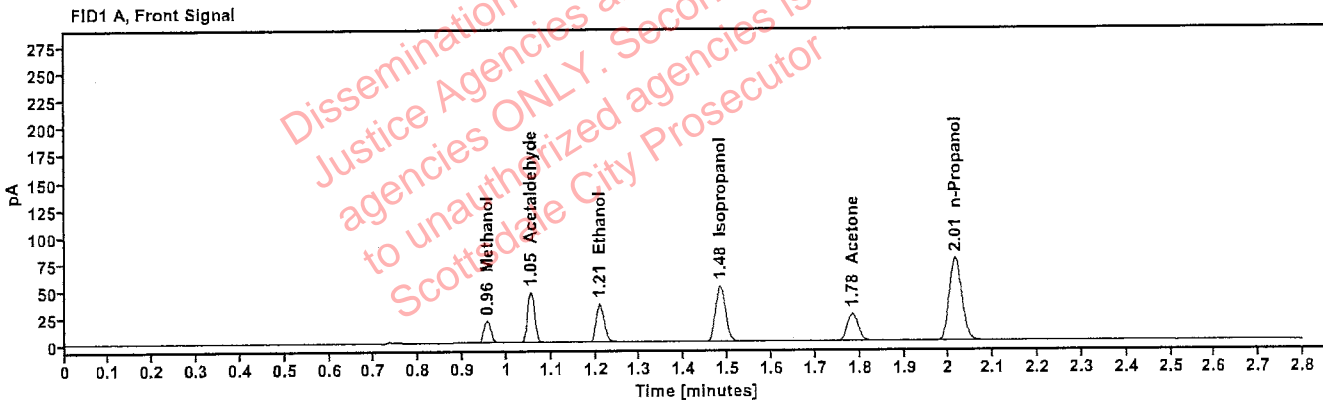


Table 1: FID 1 A (column DB-ALC1)

Compound	Amount (g/100mL)	Time (min)	Peak Area
Methanol	-----	0.956	23.022
Acetaldehyde	-----	1.054	51.545
>Ethanol	0.0742	1.209	45.229
Isopropanol	-----	1.482	83.100
Acetone	-----	1.783	44.551
n-Propanol	-----	2.015	152.430

Table 2: FID 2 B (column DB-ALC2)

Compound	Time (min)	Peak Area
Acetaldehyde	0.979	57.423
Methanol	1.061	25.587
Ethanol	1.356	49.683
Acetone	1.521	48.967
Isopropanol	1.614	91.996
n-Propanol	2.435	166.790



# Scottsdale Police Department Crime Lab Volatiles Analysis

Sample:	30012020-A	Vial:	7
Description:	0.400	LIMS ID:	
Method:	ethanol quant.M	Sequence:	15Dec23
Instrument:	US14173023 CN14160045	Injection date:	12/15/2023 4:31:34 PM
Data file:	C:\Chem32\1\Data\15Dec23\7.D	Analyst:	Abbott <span style="float: right;">JA</span>

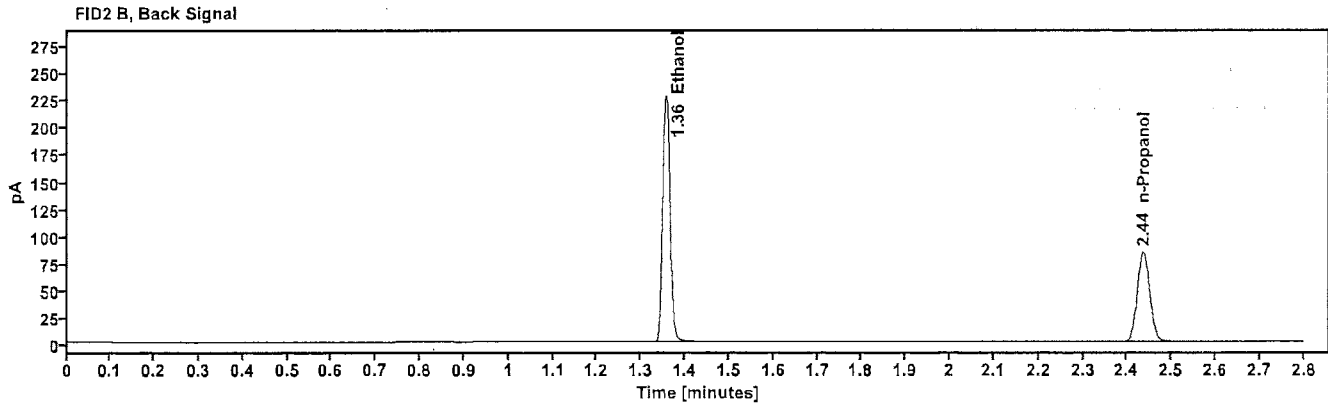
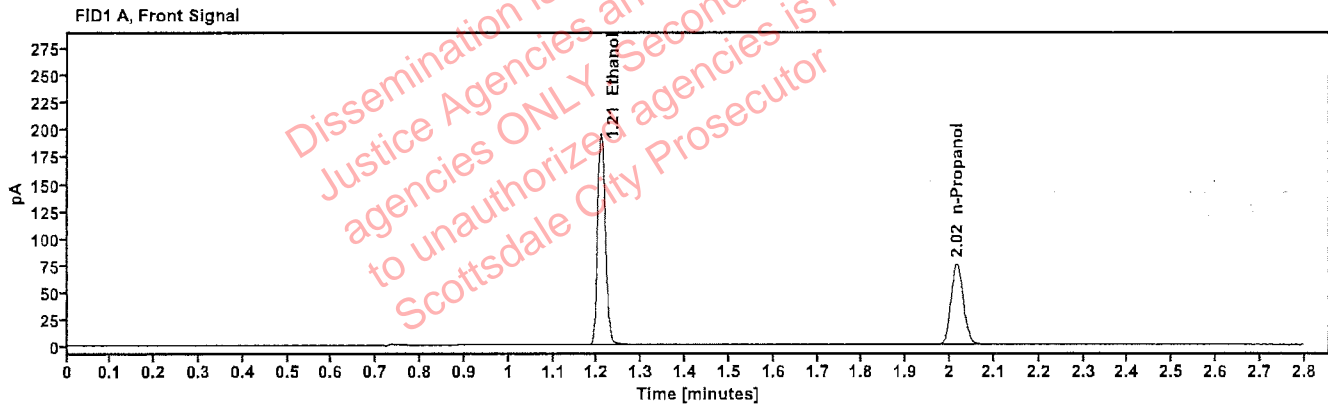


Table 1: FID 1 A (column DB-ALC1)

Compound	Amount (g/100mL)	Time (min)	Peak Area
>Ethanol	0.4028	1.209	245.945
n-Propanol	----	2.015	149.545

Table 2: FID 2 B (column DB-ALC2)

Compound	Time (min)	Peak Area
Ethanol	1.356	270.858
n-Propanol	2.436	163.712

# Scottsdale Police Department Crime Lab Volatiles Analysis

<b>Sample:</b> 14082019-B	<b>Vial:</b> 8
<b>Description:</b> 0.040	<b>LIMS ID:</b>
<b>Method:</b> ethanol quant.M	<b>Sequence:</b> 15Dec23
<b>Instrument:</b> US14173023 CN14160045	<b>Injection date:</b> 12/15/2023 4:35:35 PM
<b>Data file:</b> C:\Chem32\1\Data\15Dec23\8.D	<b>Analyst:</b> Abbott

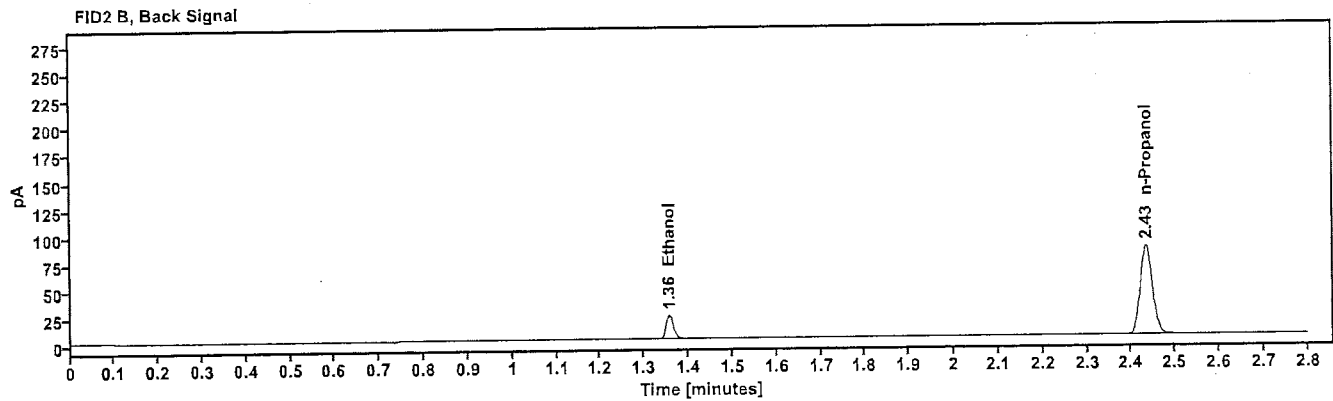
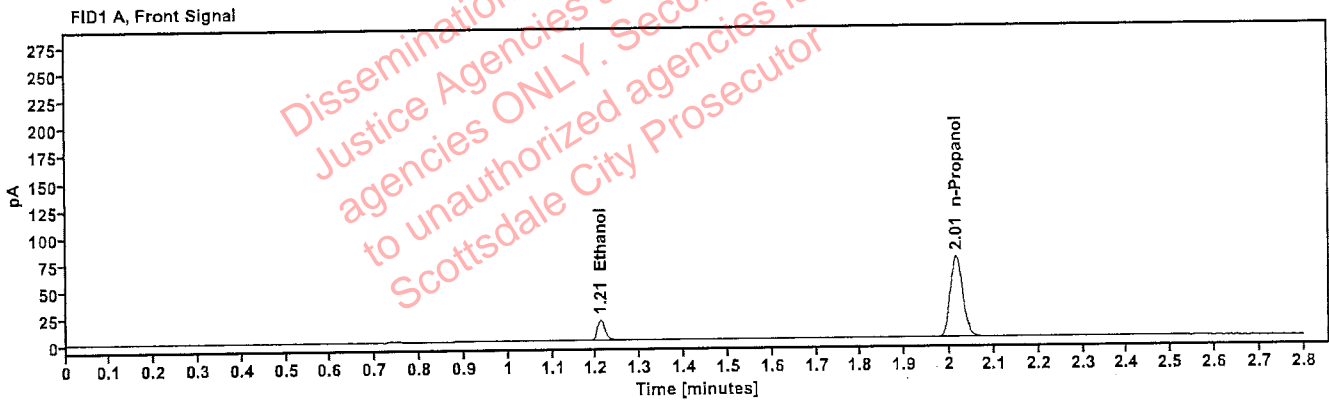


Table 1: FID 1 A (column DB-ALC1)

Compound	Amount (g/100mL)	Time (min)	Peak Area
>Ethanol	0.0413	1.210	24.065
n-Propanol	-----	2.015	148.821

Table 2: FID 2 B (column DB-ALC2)

Compound	Time (min)	Peak Area
Ethanol	1.356	26.346
n-Propanol	2.435	162.993

# Scottsdale Police Department Crime Lab Volatiles Analysis

Sample:	4110320133/11	Vial:	9
Description:	0.199	LIMS ID:	
Method:	ethanol quant.M	Sequence:	15Dec23
Instrument:	US14173023 CN14160045	Injection date:	12/15/2023 4:39:36 PM
Data file:	C:\Chem32\1\Data\15Dec23\9.D	Analyst:	Abbott <span style="float: right;">OK</span>

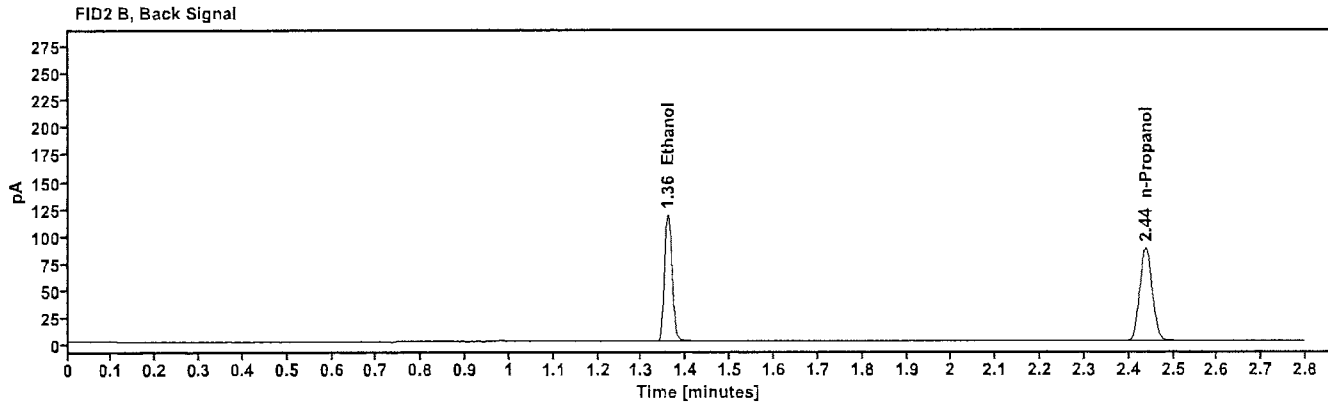
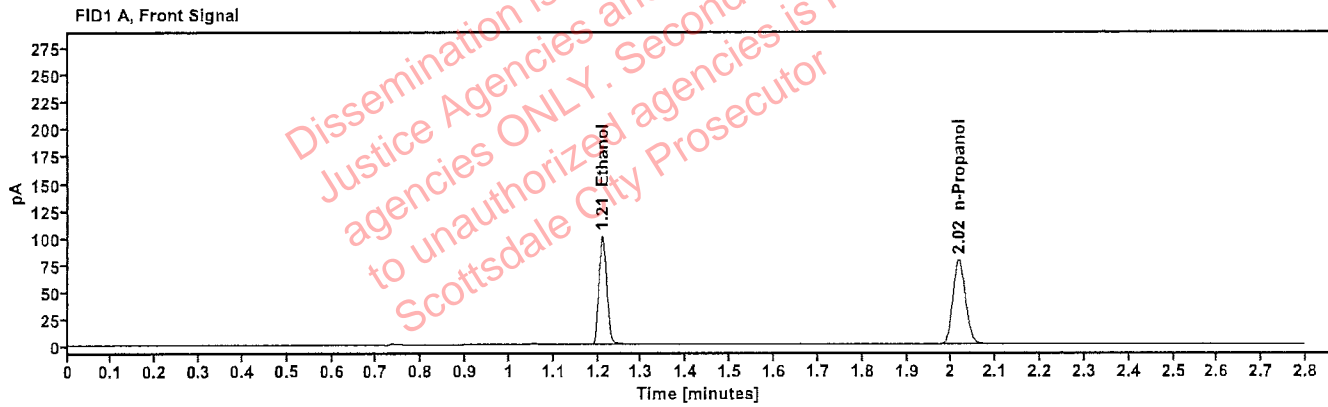


Table 1: FID 1 A (column DB-ALC1)

Compound	Amount (g/100mL)	Time (min)	Peak Area
>Ethanol	0.2016	1.210	127.213
n-Propanol	---	2.017	155.220

Table 2: FID 2 B (column DB-ALC2)

Compound	Time (min)	Peak Area
Ethanol	1.359	139.769
n-Propanol	2.438	170.011

# Scottsdale Police Department Crime Lab Volatiles Analysis

<b>Sample:</b>	20012020-B	<b>Vial:</b>	20
<b>Description:</b>	0.080	<b>LIMS ID:</b>	
<b>Method:</b>	ethanol quant.M	<b>Sequence:</b>	15Dec23
<b>Instrument:</b>	US14173023 CN14160045	<b>Injection date:</b>	12/15/2023 5:24:05 PM
<b>Data file:</b>	C:\Chem32\1\Data\15Dec23\20.D	<b>Analyst:</b>	Abbott

*JA*

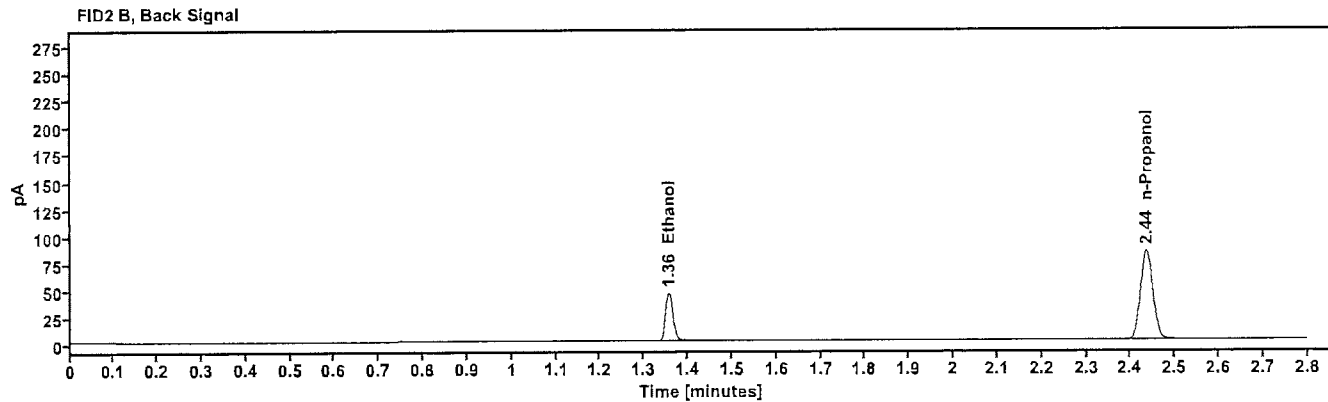
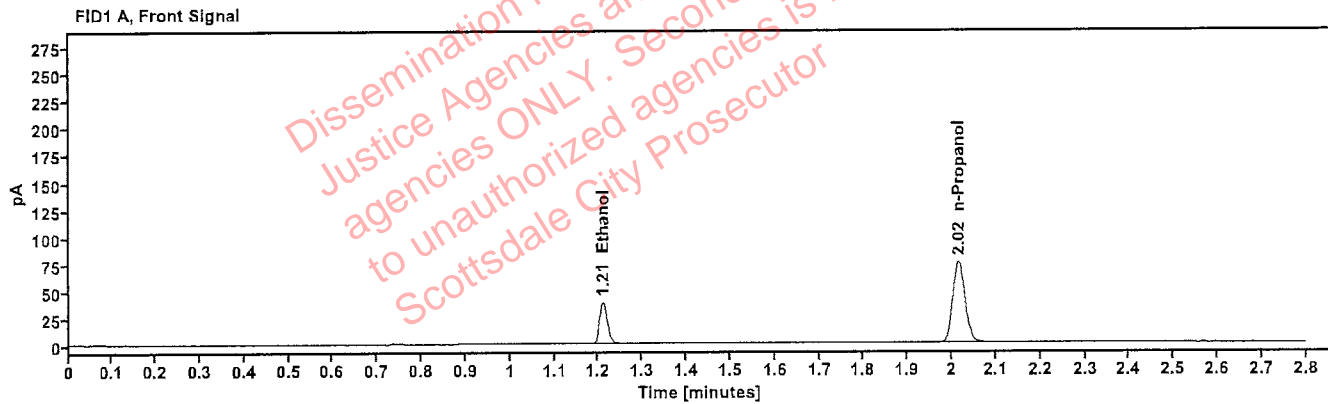


Table 1: FID 1 A (column DB-ALC1)

Compound	Amount (g/100mL)	Time (min)	Peak Area
>Ethanol	0.0814	1.210	48.748
n-Propanol	-----	2.015	149.363

Table 2: FID 2 B (column DB-ALC2)

Compound	Time (min)	Peak Area
Ethanol	1.357	53.525
n-Propanol	2.436	163.236

# Scottsdale Police Department Crime Lab Volatiles Analysis

Sample:	4110320133/11	Vial:	31
Description:	0.199	LIMS ID:	
Method:	ethanol quant.M	Sequence:	15Dec23
Instrument:	US14173023 CN14160045	Injection date:	12/15/2023 6:08:35 PM
Data file:	C:\Chem32\1\Data\15Dec23\31.D	Analyst:	Abbott

*Abbott*

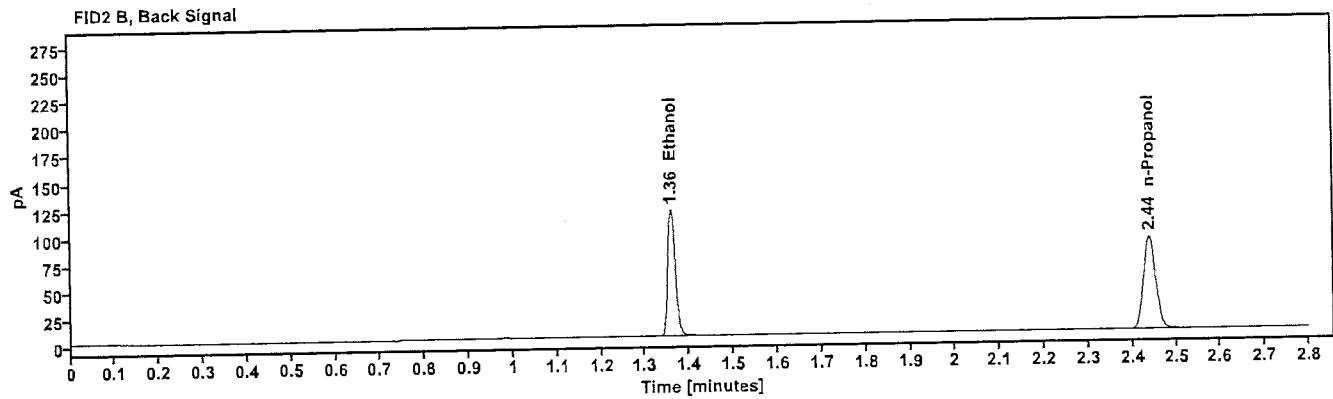
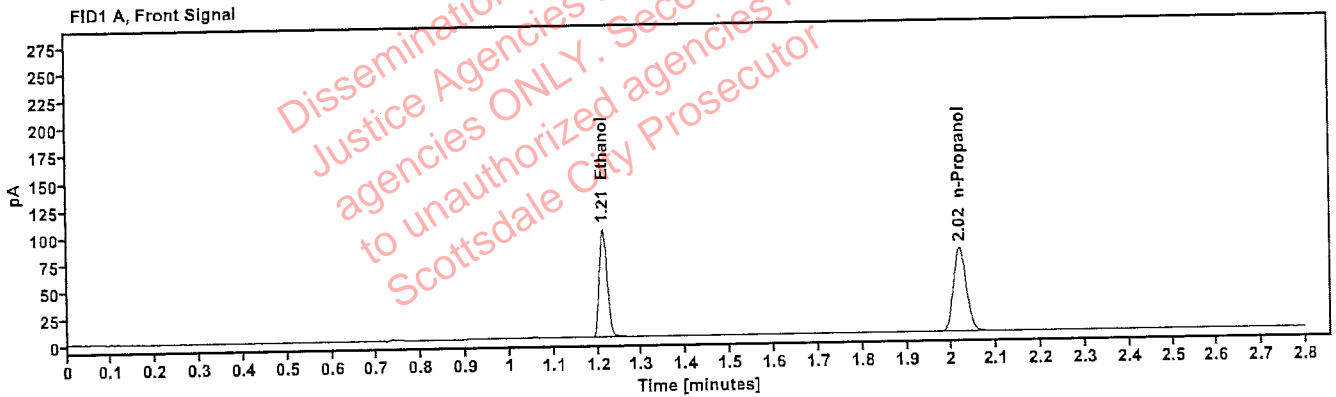


Table 1: FID 1 A (column DB-ALC1)

Compound	Amount (g/100mL)	Time (min)	Peak Area
>Ethanol	0.2025	1.211	127.791
n-Propanol	-----	2.018	155.261

Table 2: FID 2 B (column DB-ALC2)

Compound	Time (min)	Peak Area
Ethanol	1.360	140.275
n-Propanol	2.439	169.844

# Scottsdale Police Department Crime Lab Volatiles Analysis

Sample:	20012020-B	Vial:	42
Description:	0.080	LIMS ID:	
Method:	ethanol quant.M	Sequence:	15Dec23
Instrument:	US14173023 CN14160045	Injection date:	12/15/2023 6:52:50 PM
Data file:	C:\Chem32\1\Data\15Dec23\42.D	Analyst:	Abbott

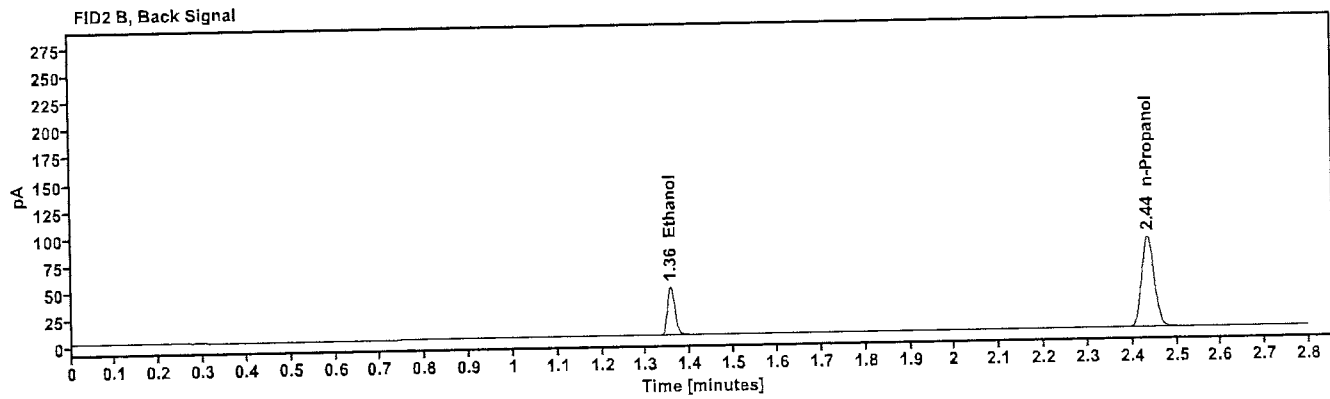
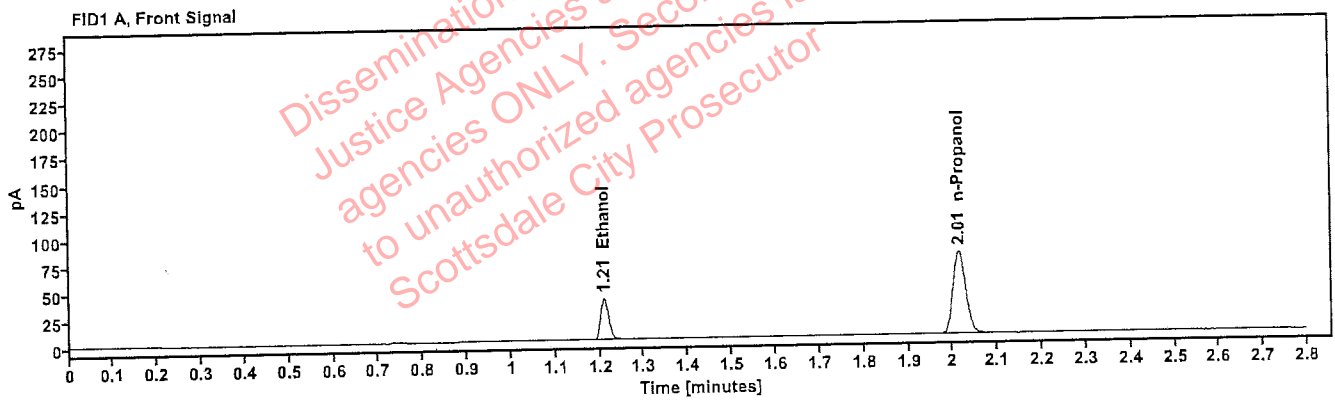


Table 1: FID 1 A (column DB-ALC1)

Compound	Amount (g/100mL)	Time (min)	Peak Area
>Ethanol	0.0802	1.209	48.953
n-Propanol	-----	2.015	152.352

Table 2: FID 2 B (column DB-ALC2)

Compound	Time (min)	Peak Area
Ethanol	1.356	53.765
n-Propanol	2.435	166.412

# Scottsdale Police Department Crime Lab Volatiles Analysis

Sample:	4110320133/11	Vial:	53
Description:	0.199	LIMS ID:	
Method:	ethanol quant.M	Sequence:	15Dec23
Instrument:	US14173023 CN14160045	Injection date:	12/15/2023 7:37:20 PM
Data file:	C:\Chem32\1\Data\15Dec23\53.D	Analyst:	Abbott <span style="float: right;">DA</span>

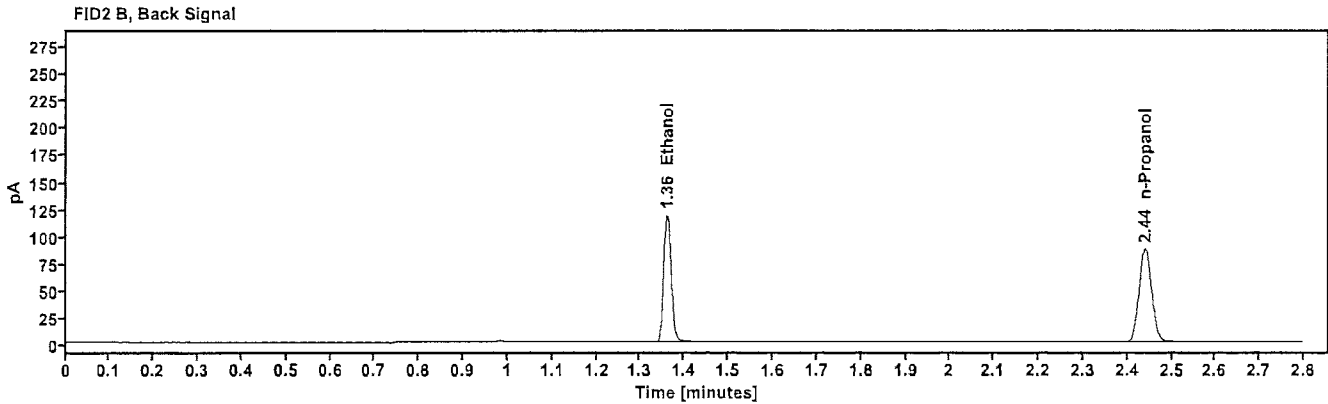
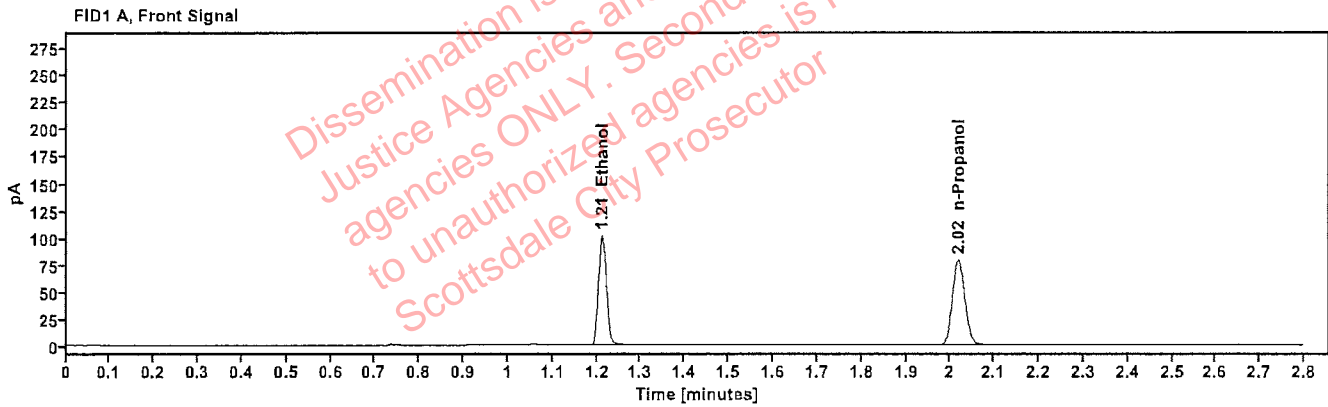


Table 1: FID 1 A (column DB-ALC1)

Compound	Amount (g/100mL)	Time (min)	Peak Area
>Ethanol	0.2022	1.212	128.843
n-Propanol	-----	2.018	156.765

Table 2: FID 2 B (column DB-ALC2)

Compound	Time (min)	Peak Area
Ethanol	1.361	141.596
n-Propanol	2.440	171.418

# Scottsdale Police Department Crime Lab Volatiles Analysis

<b>Sample:</b> 20012020-B	<b>Vial:</b> 64
<b>Description:</b> 0.080	<b>LIMS ID:</b>
<b>Method:</b> ethanol quant.M	<b>Sequence:</b> 15Dec23
<b>Instrument:</b> US14173023 CN14160045	<b>Injection date:</b> 12/15/2023 8:21:50 PM
<b>Data file:</b> C:\Chem32\1\Data\15Dec23\64.D	<b>Analyst:</b> Abbott

*Handwritten signature*

Dissemination is restricted to Criminal Justice Agencies and authorized agencies ONLY. Secondary dissemination to unauthorized agencies is PROHIBITED. Scottsdale City Prosecutor

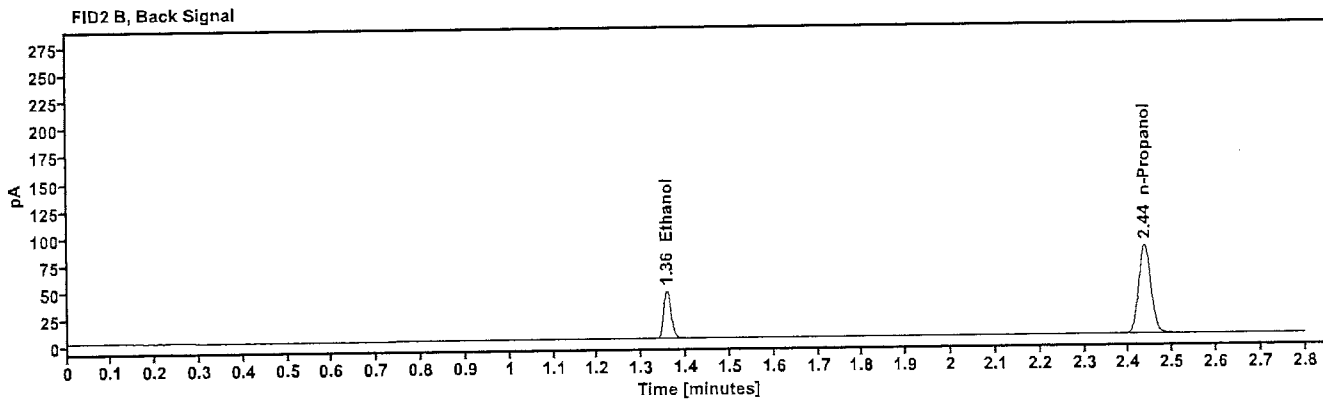
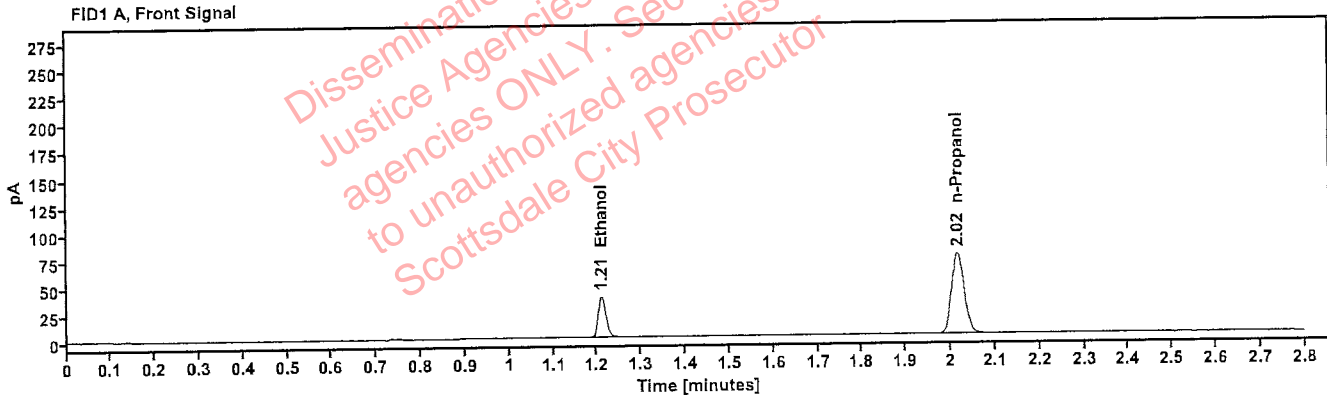


Table 1: FID 1 A (column DB-ALC1)

Compound	Amount (g/100mL)	Time (min)	Peak Area
>Ethanol	0.0807	1.210	48.160
n-Propanol	---	2.016	148.952

Table 2: FID 2 B (column DB-ALC2)

Compound	Time (min)	Peak Area
Ethanol	1.357	52.760
n-Propanol	2.436	162.679



# Scottsdale Police Department Crime Lab Volatiles Analysis

<b>Sample:</b> 30012020-A	<b>Vial:</b> 75
<b>Description:</b> 0.400	<b>LIMS ID:</b>
<b>Method:</b> ethanol quant.M	<b>Sequence:</b> 15Dec23
<b>Instrument:</b> US14173023 CN14160045	<b>Injection date:</b> 12/15/2023 9:06:21 PM
<b>Data file:</b> C:\Chem32\1\Data\15Dec23\75.D	<b>Analyst:</b> Abbott <span style="float: right;">DA</span>

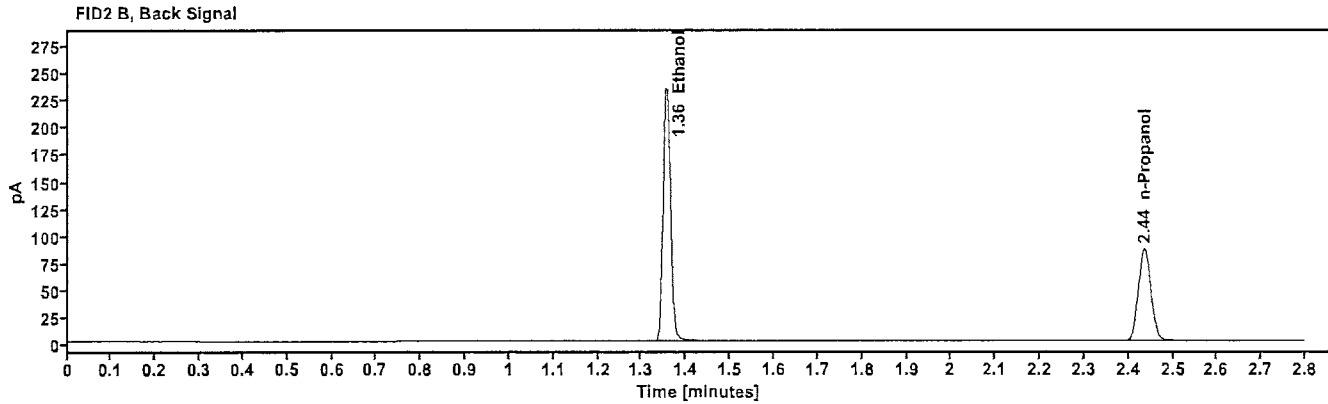
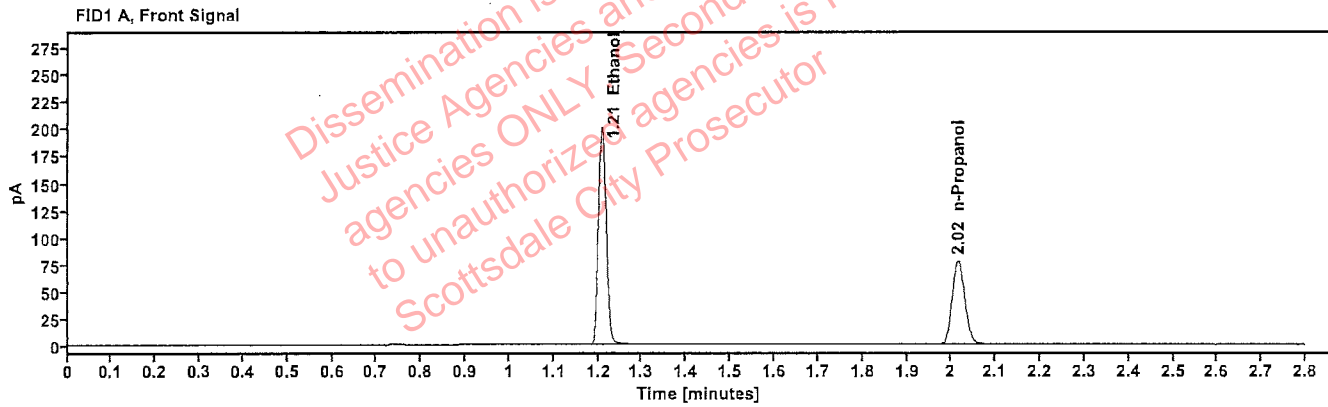


Table 1: FID 1 A (column DB-ALC1)

Compound	Amount (g/100mL)	Time (min)	Peak Area
>Ethanol	0.4021	1.208	253.256
n-Propanol	-----	2.015	154.271

Table 2: FID 2 B (column DB-ALC2)

Compound	Time (min)	Peak Area
Ethanol	1.356	278.986
n-Propanol	2.436	168.476

# Scottsdale Police Department Crime Lab Volatiles Analysis

Sample:	14082019-B	Vial:	76
Description:	0.040	LIMS ID:	
Method:	ethanol quant.M	Sequence:	15Dec23
Instrument:	US14173023 CN14160045	Injection date:	12/15/2023 9:10:21 PM
Data file:	C:\Chem32\1\Data\15Dec23\76.D	Analyst:	Abbott

*Abbott*

Dissemination is restricted to Criminal Justice Agencies and authorized agencies ONLY. Secondary dissemination to unauthorized agencies is PROHIBITED. Scottsdale City Prosecutor

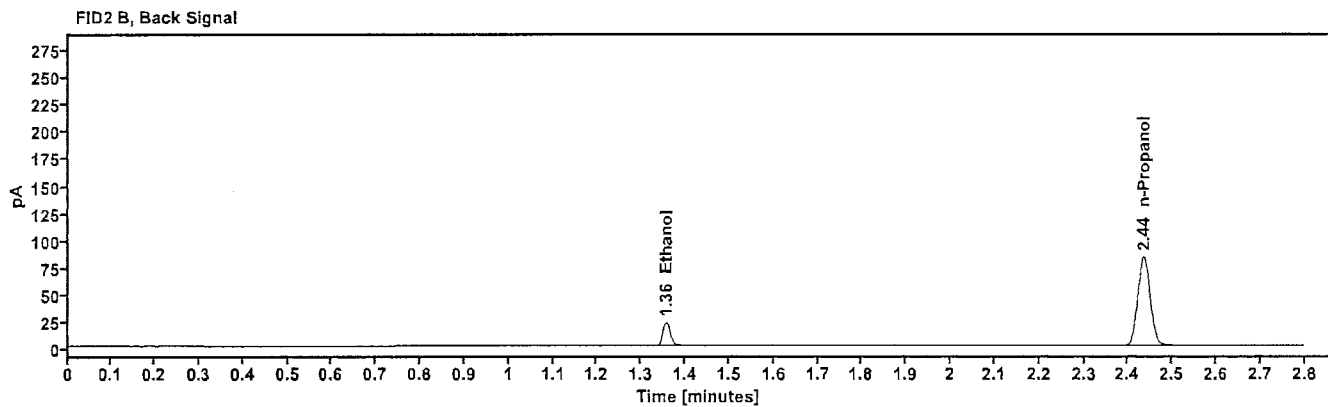
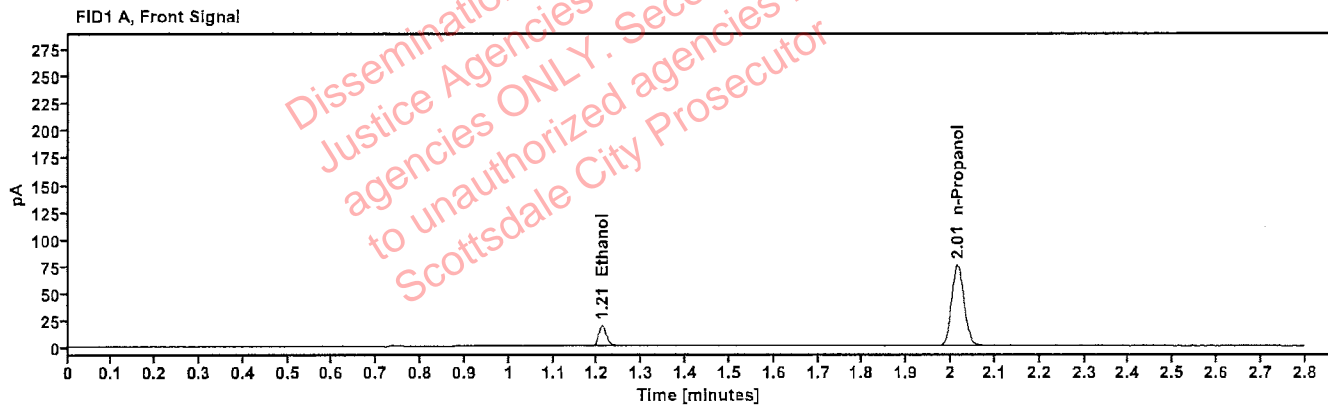


Table 1: FID 1 A (column DB-ALC1)

Compound	Amount (g/100mL)	Time (min)	Peak Area
>Ethanol	0.0412	1.210	24.112
n-Propanol	-----	2.015	149.391

Table 2: FID 2 B (column DB-ALC2)

Compound	Time (min)	Peak Area
Ethanol	1.357	26.386
n-Propanol	2.435	163.377

# Scottsdale Police Department Crime Lab Volatiles Analysis

<b>Sample:</b> 4110320133/11	<b>Vial:</b> 77
<b>Description:</b> 0.199	<b>LIMS ID:</b>
<b>Method:</b> ethanol quant.M	<b>Sequence:</b> 15Dec23
<b>Instrument:</b> US14173023 CN14160045	<b>Injection date:</b> 12/15/2023 9:14:20 PM
<b>Data file:</b> C:\Chem32\1\Data\15Dec23\77.D	<b>Analyst:</b> Abbott

*Handwritten initials*

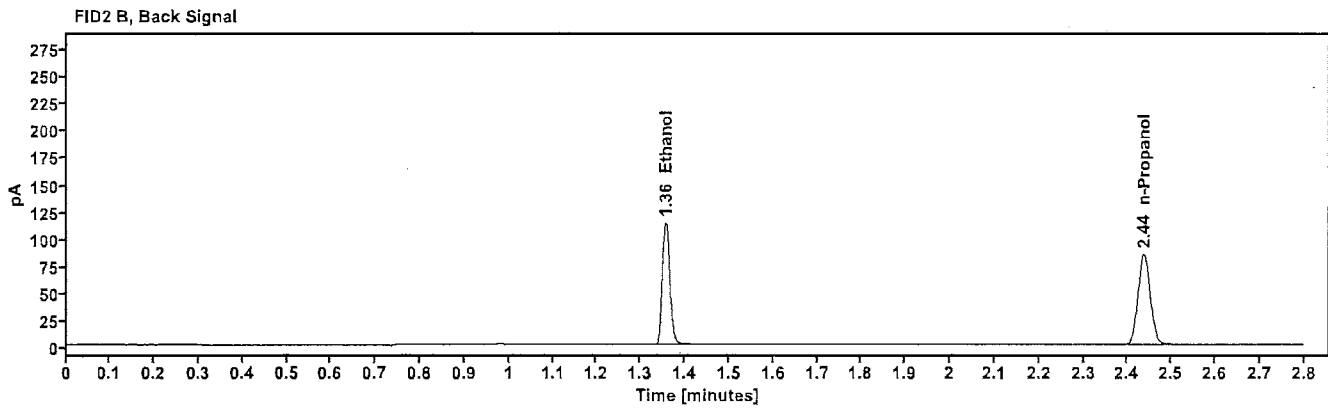
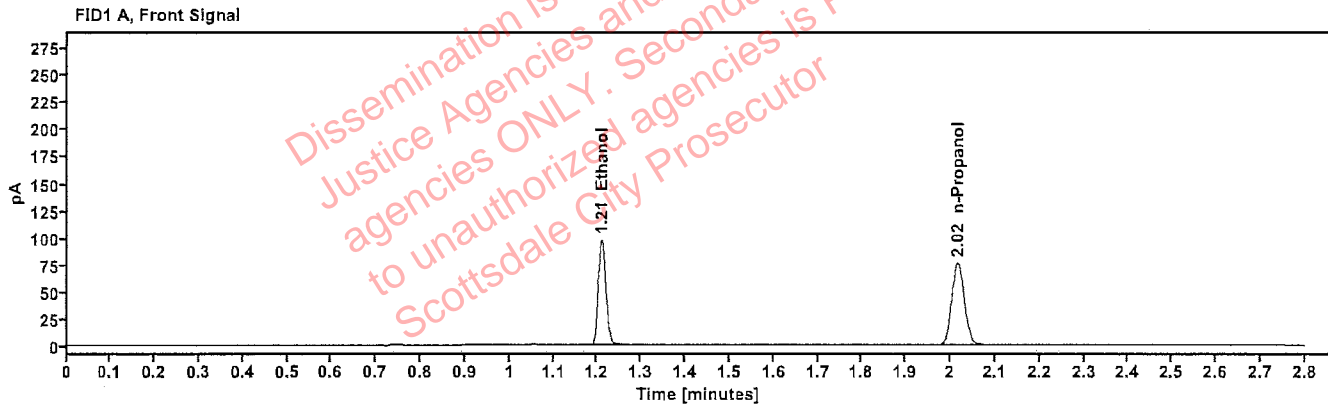


Table 1: FID 1 A (column DB-ALC1)

Compound	Amount (g/100mL)	Time (min)	Peak Area
>Ethanol	0.1994	1.209	122.780
n-Propanol	---	2.016	151.538

Table 2: FID 2 B (column DB-ALC2)

Compound	Time (min)	Peak Area
Ethanol	1.357	134.934
n-Propanol	2.437	165.920

# Scottsdale Police Department Crime Lab Volatiles Analysis

<b>Sample:</b> 092223AQ	<b>Vial:</b> 78
<b>Description:</b> Negative	<b>LIMS ID:</b>
<b>Method:</b> ethanol quant.M	<b>Sequence:</b> 15Dec23
<b>Instrument:</b> US14173023 CN14160045	<b>Injection date:</b> 12/15/2023 9:18:20 PM
<b>Data file:</b> C:\Chem32\1\Data\15Dec23\78.D	<b>Analyst:</b> Abbott

*Abbott*

Dissemination is restricted to Criminal Justice Agencies and authorized agencies ONLY. Secondary dissemination to unauthorized agencies is PROHIBITED. Scottsdale City Prosecutor

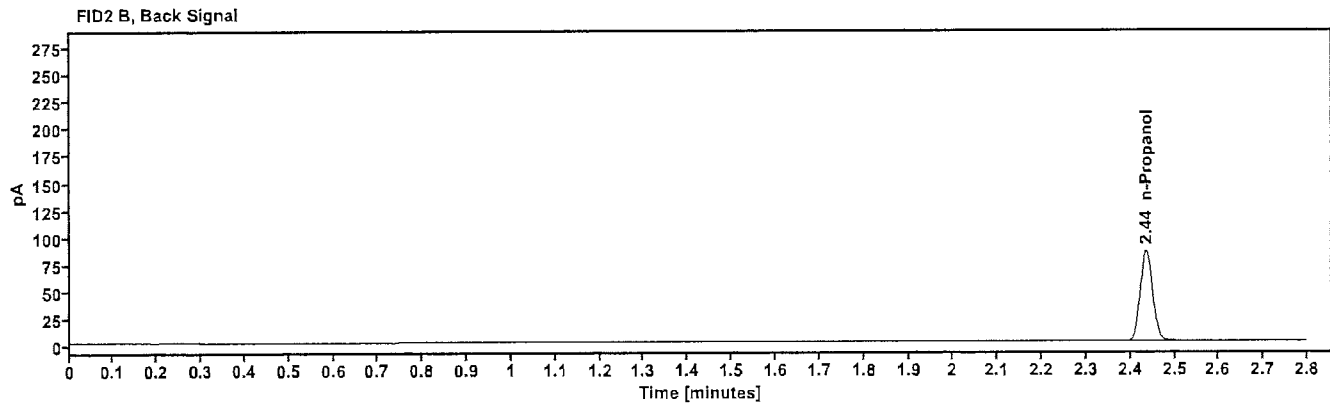
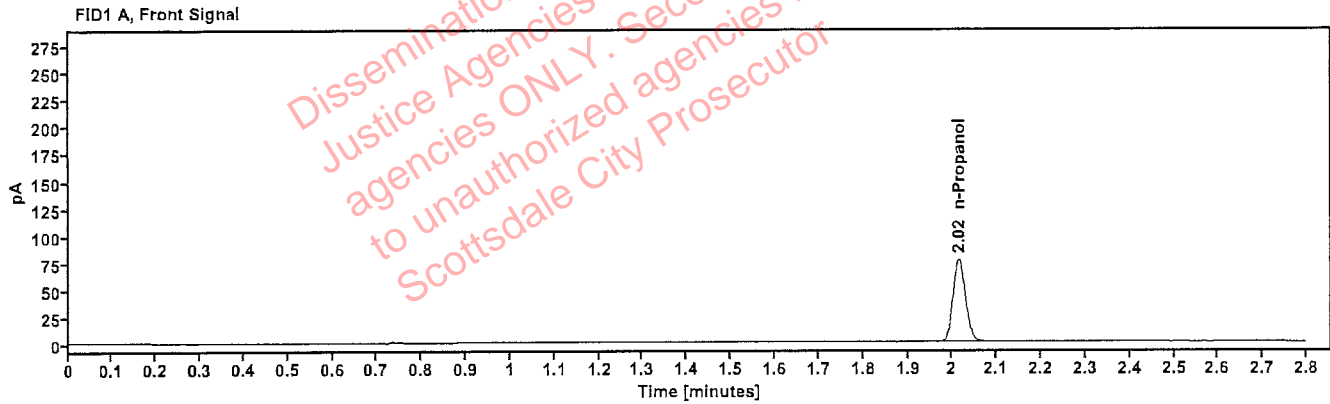


Table 1: FID 1 A (column DB-ALC1)

Compound	Amount (g/100mL)	Time (min)	Peak Area
n-Propanol	---	2.015	151.943

Table 2: FID 2 B (column DB-ALC2)

Compound	Time (min)	Peak Area
n-Propanol	2.436	166.184

# Sequence Summary

Sequence name: 15Dec23      Instrument: US14173023 CN14160045      Analyst: Abbott

Vial	Sample	Description	Type	LIMS ID	Method
1	FN03122113	0.020 calibrator	Calibration		ethanol quant.M
2	FN11172002	0.100 calibrator	Calibration		ethanol quant.M
3	FN03132302	0.200 calibrator	Calibration		ethanol quant.M
4	FN03052102	0.400 calibrator	Calibration		ethanol quant.M
5	011823WB	Negative	Control		ethanol quant.M
6	050721MIX	Volatiles mix	Control		ethanol quant.M
7	30012020-A	0.400	Control		ethanol quant.M
8	14082019-B	0.040	Control		ethanol quant.M
9	4110320133/11	0.199	Control		ethanol quant.M
10	2324569-1		Sample		ethanol quant.M
11	2324569-1		Sample		ethanol quant.M
12	2324630-5		Sample		ethanol quant.M
13	2324630-5		Sample		ethanol quant.M
14	2324813-2		Sample		ethanol quant.M
15	2324813-2		Sample		ethanol quant.M
16	2323426-2		Sample		ethanol quant.M
17	2323426-2		Sample		ethanol quant.M
18	2325097-4		Sample		ethanol quant.M
19	2325097-4		Sample		ethanol quant.M
20	20012020-B	0.080	Control		ethanol quant.M
21	2313927-2		Sample		ethanol quant.M
22	2313927-2		Sample		ethanol quant.M
23	2323917-1		Sample		ethanol quant.M
24	2323917-1		Sample		ethanol quant.M
25	2323854-1		Sample		ethanol quant.M
26	2323854-1		Sample		ethanol quant.M
27	2325233-2		Sample		ethanol quant.M
28	2325233-2		Sample		ethanol quant.M
29	2325245-2		Sample		ethanol quant.M
30	2325245-2		Sample		ethanol quant.M
31	4110320133/11	0.199	Control		ethanol quant.M
32	2306052-2		Sample		ethanol quant.M
33	2306052-2		Sample		ethanol quant.M
34	2325315-1		Sample		ethanol quant.M
35	2325315-1		Sample		ethanol quant.M
36	2325314-1		Sample		ethanol quant.M
37	2325314-1		Sample		ethanol quant.M
38	2325325-1		Sample		ethanol quant.M
39	2325325-1		Sample		ethanol quant.M
40	2325328-1		Sample		ethanol quant.M
41	2325328-1		Sample		ethanol quant.M
42	20012020-B	0.080	Control		ethanol quant.M
43	2325396-3		Sample		ethanol quant.M
44	2325396-3		Sample		ethanol quant.M
45	2325400-2		Sample		ethanol quant.M
46	2325400-2		Sample		ethanol quant.M
47	2325247-3		Sample		ethanol quant.M

Dissemination is restricted to Criminal Justice Agencies and authorized agencies ONLY. Second and Third Parties are PROHIBITED. Scottsdale City Prosecutor

# Sequence Summary

48	2325247-3		Sample		ethanol quant.M
49	2325449-2		Sample		ethanol quant.M
50	2325449-2		Sample		ethanol quant.M
51	2324950-2		Sample		ethanol quant.M
52	2324950-2		Sample		ethanol quant.M
53	4110320133/11	0.199	Control		ethanol quant.M
54	429-01F.T.		Sample		ethanol quant.M
55	429-01F.T.		Sample		ethanol quant.M
56	402-1S.M.		Sample		ethanol quant.M
57	402-1S.M.		Sample		ethanol quant.M
58	409-01D.S.		Sample		ethanol quant.M
59	409-01D.S.		Sample		ethanol quant.M
60	342-01L.G.		Sample		ethanol quant.M
61	342-01L.G.		Sample		ethanol quant.M
62	342-01E.R.		Sample		ethanol quant.M
63	342-01E.R.		Sample		ethanol quant.M
64	20012020-B	0.080	Control		ethanol quant.M
65	327-01C.J.		Sample		ethanol quant.M
66	327-01C.J.		Sample		ethanol quant.M
67	342-01G.T.		Sample		ethanol quant.M
68	342-01G.T.		Sample		ethanol quant.M
69	327-01M.T.		Sample		ethanol quant.M
70	327-01M.T.		Sample		ethanol quant.M
71	327-01M.K.		Sample		ethanol quant.M
72	327-01M.K.		Sample		ethanol quant.M
73	420-01G.H.		Sample		ethanol quant.M
74	420-01G.H.		Sample		ethanol quant.M
75	30012020-A	0.400	Control		ethanol quant.M
76	14082019-B	0.040	Control		ethanol quant.M
77	4110320133/11	0.199	Control		ethanol quant.M
78	092223AQ	Negative	Control		ethanol quant.M

Dissemination is restricted to Criminal Justice Agencies and authorized agencies ONLY. Secondary dissemination to unauthorized agencies is PROHIBITED.  
Scottsdale City Prosecutor

# Scottsdale Police Department Crime Laboratory Summary of Cases

SEQUENCE NAME: 15Dec23

ANALYST: Abbott *AK*

Vials	Test 1 (g/dL)	Test 2 (g/dL)	Mean (g/dL)	Percent Difference*	Absolute Difference (g/dL)*
10 11	0.1104	0.1090	0.10970	0.64	0.00070
12 13	0.0000	0.0000	0.00000	0.00	0.00000
14 15	0.1125	0.1130	0.11275	0.22	0.00025
16 17	0.1428	0.1424	0.14260	0.14	0.00020
18 19	0.1181	0.1176	0.11785	0.21	0.00025
21 22	0.1219	0.1216	0.12175	0.12	0.00015
23 24	0.1769	0.1797	0.17830	0.79	0.00140
25 26	0.1912	0.1940	0.19260	0.73	0.00140
27 28	0.1973	0.1972	0.19725	0.03	0.00005
29 30	0.1364	0.1344	0.13540	0.74	0.00100
32 33	0.2761	0.2722	0.27415	0.71	0.00195
34 35	0.1423	0.1431	0.14270	0.28	0.00040
36 37	0.1921	0.1915	0.19180	0.16	0.00030
38 39	0.0739	0.0738	0.07385	0.07	0.00005
40 41	0.2004	0.2020	0.20120	0.40	0.00080
43 44	0.2212	0.2212	0.22120	0.00	0.00000
45 46	0.0871	0.0875	0.08730	0.23	0.00020
47 48	0.2696	0.2705	0.27005	0.17	0.00045
49 50	0.2174	0.2182	0.21780	0.18	0.00040
51 52	0.1946	0.1924	0.19350	0.57	0.00110
54 55	0.3112	0.3155	0.31335	0.69	0.00215
56 57	0.1921	0.1908	0.19145	0.34	0.00065
58 59	0.0000	0.0000	0.00000	0.00	0.00000
60 61	0.1921	0.1891	0.19060	0.79	0.00150
62 63	0.1273	0.1272	0.12725	0.04	0.00005
65 66	0.1446	0.1448	0.14470	0.07	0.00010
67 68	0.1605	0.1635	0.16200	0.93	0.00150
69 70	0.1324	0.1316	0.13200	0.30	0.00040
71 72	0.2813	0.2766	0.27895	0.84	0.00235
73 74	0.1800	0.1800	0.18000	0.00	0.00000

\*Calculated differences are differences from the mean of the two results.

# Scottsdale Forensic Lab

## Blood Alcohol Pipetting Log

ANALYST: Abbott 

SEQUENCE: 15Dec23

Instrument Position	Headspace Vial 1	Headspace Vial 2	Blood Tube	Barcode Match
Vials 10 and 11	2324569-1	2324569-1	2324569-1	Yes
Vials 12 and 13	2324630-5	2324630-5	2324630-5	Yes
Vials 14 and 15	2324813-2	2324813-2	2324813-2	Yes
Vials 16 and 17	2323426-2	2323426-2	2323426-2	Yes
Vials 18 and 19	2325097-4	2325097-4	2325097-4	Yes
Vials 21 and 22	2313927-2	2313927-2	2313927-2	Yes
Vials 23 and 24	2323917-1	2323917-1	2323917-1	Yes
Vials 25 and 26	2323854-1	2323854-1	2323854-1	Yes
Vials 27 and 28	2325233-2	2325233-2	2325233-2	Yes
Vials 29 and 30	2325245-2	2325245-2	2325245-2	Yes
Vials 32 and 33	2306052-2	2306052-2	2306052-2	Yes
Vials 34 and 35	2325315-1	2325315-1	2325315-1	Yes
Vials 36 and 37	2325314-1	2325314-1	2325314-1	Yes
Vials 38 and 39	2325325-1	2325325-1	2325325-1	Yes
Vials 40 and 41	2325328-1	2325328-1	2325328-1	Yes
Vials 43 and 44	2325396-3	2325396-3	2325396-3	Yes
Vials 45 and 46	2325400-2	2325400-2	2325400-2	Yes
Vials 47 and 48	2325247-3	2325247-3	2325247-3	Yes
Vials 49 and 50	2325449-2	2325449-2	2325449-2	Yes
Vials 51 and 52	2324950-2	2324950-2	2324950-2	Yes
Vials 54 and 55	429-01F.T.	429-01F.T.	429-01F.T.	Yes
Vials 56 and 57	402-1S.M.	402-1S.M.	402-1S.M.	Yes
Vials 58 and 59	409-01D.S.	409-01D.S.	409-01D.S.	Yes
Vials 60 and 61	342-01L.G.	342-01L.G.	342-01L.G.	Yes
Vials 62 and 63	342-01E.R.	342-01E.R.	342-01E.R.	Yes
Vials 65 and 66	327-01C.J.	327-01C.J.	327-01C.J.	Yes
Vials 67 and 68	342-01G.T.	342-01G.T.	342-01G.T.	Yes
Vials 69 and 70	327-01M.T.	327-01M.T.	327-01M.T.	Yes
Vials 71 and 72	327-01M.K.	327-01M.K.	327-01M.K.	Yes
Vials 73 and 74	420-01G.H.	420-01G.H.	420-01G.H.	Yes



[REDACTED]: Abbott, Lori - (19-Dec-2023)

Case: [REDACTED] User: LAbbott 12/19/2023

### Scottsdale Police Department Crime Lab Volatiles Analysis

Sample:	2324569-1	Vial:	10
Description:	[REDACTED]	LIMS ID:	[REDACTED]
Method:	ethanol quant.M	Sequence:	15Dec23
Instrument:	US14173023 CN14160045	Injection date:	12/15/2023 4:43:35 PM
Data file:	C:\Chem32\1\Data\15Dec23\10.D	Analyst:	Abbott

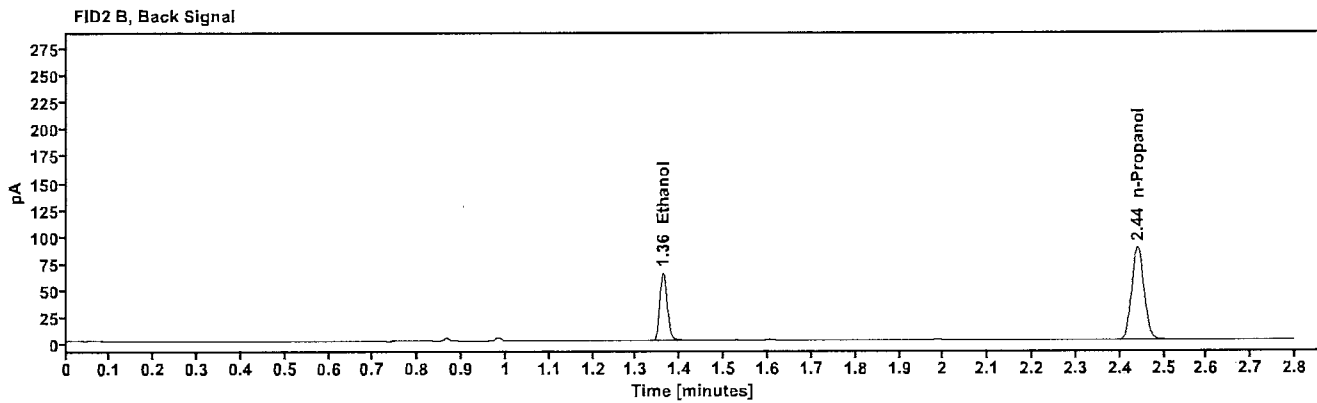
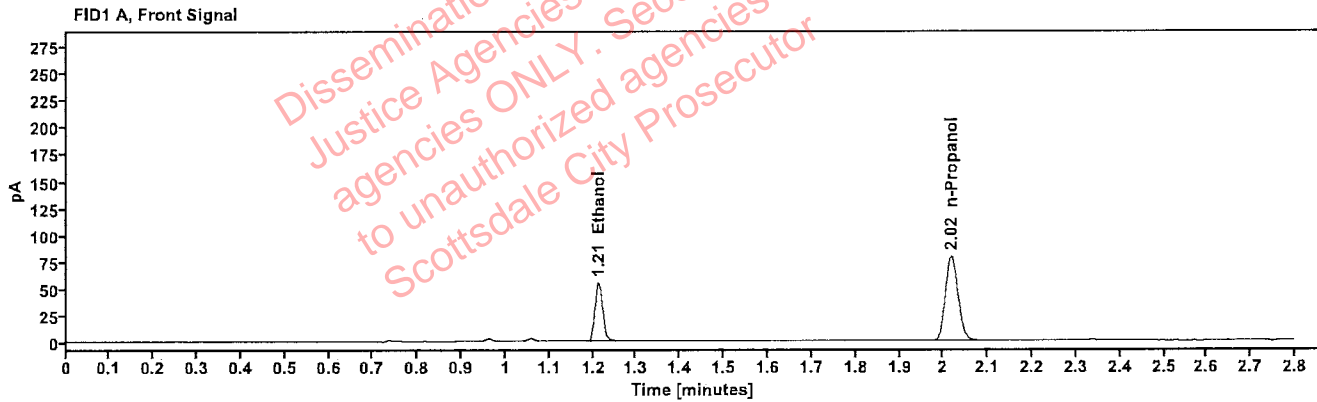


Table 1: FID 1 A (column DB-ALC1)

Compound	Amount (g/100mL)	Time (min)	Peak Area
>Ethanol	0.1104	1.212	70.150
n-Propanol	---	2.018	157.535

Table 2: FID 2 B (column DB-ALC2)

Compound	Time (min)	Peak Area
Ethanol	1.361	77.063
n-Propanol	2.440	171.938

[REDACTED]: Abbott, Lori - (19-Dec-2023)

Case: [REDACTED] User: LAbbott 12/19/2023

### Scottsdale Police Department Crime Lab Volatiles Analysis

Sample:	2324569-1	Vial:	11
Description:	[REDACTED]	LIMS ID:	[REDACTED]
Method:	ethanol quant.M	Sequence:	15Dec23
Instrument:	US14173023 CN14160045	Injection date:	12/15/2023 4:47:35 PM
Data file:	C:\Chem32\1\Data\15Dec23\11.D	Analyst:	Abbott

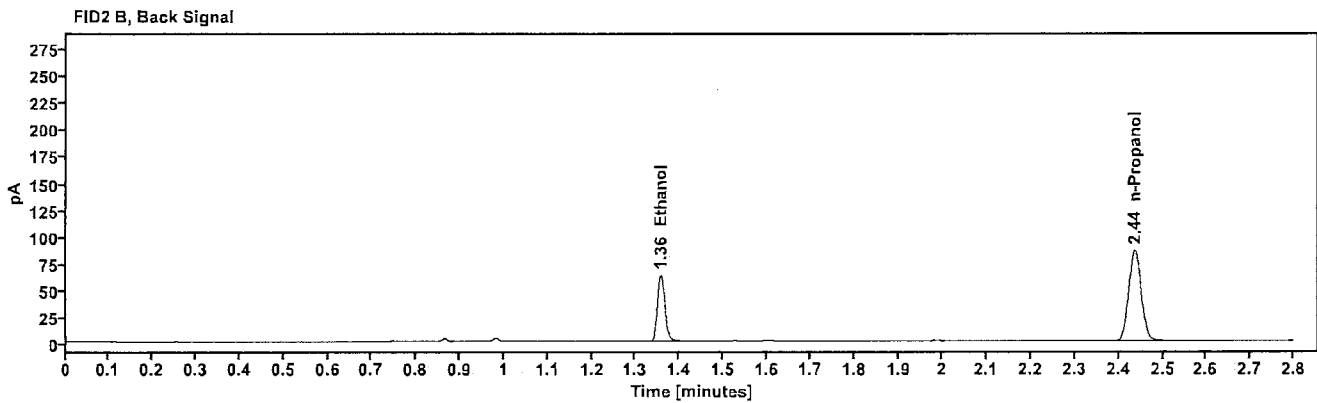
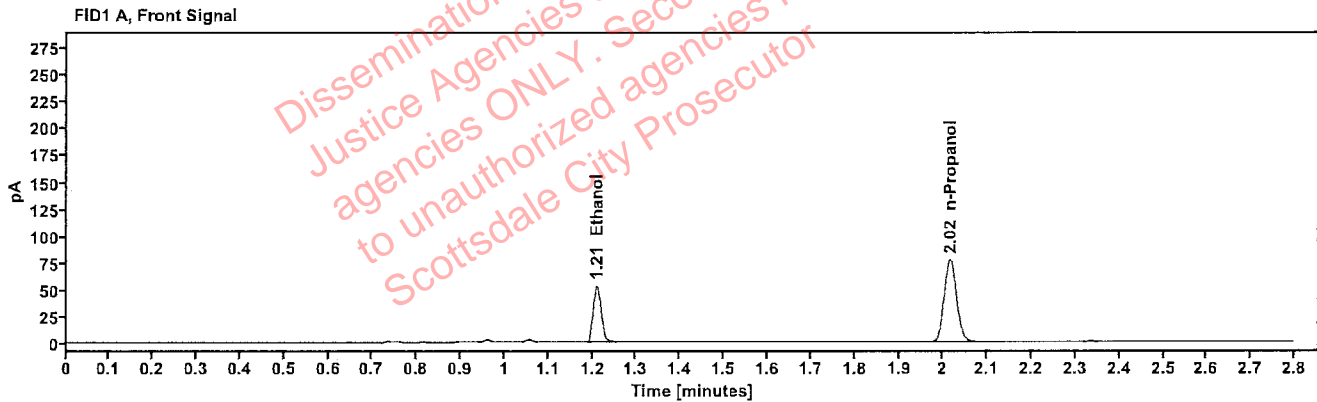


Table 1: FID 1 A (column DB-ALC1)

Compound	Amount (g/100mL)	Time (min)	Peak Area
>Ethanol	0.1090	1.210	67.571
n-Propanol	---	2.016	153.794

Table 2: FID 2 B (column DB-ALC2)

Compound	Time (min)	Peak Area
Ethanol	1.357	74.422
n-Propanol	2.436	167.905

### Scottsdale Police Department Crime Lab Volatiles Analysis

Sample:	2324630-5	Vial:	12
Description:	[REDACTED]	LIMS ID:	[REDACTED]
Method:	ethanol quant.M	Sequence:	15Dec23
Instrument:	US14173023 CN14160045	Injection date:	12/15/2023 4:51:35 PM
Data file:	C:\Chem32\1\Data\15Dec23\12.D	Analyst:	Abbott

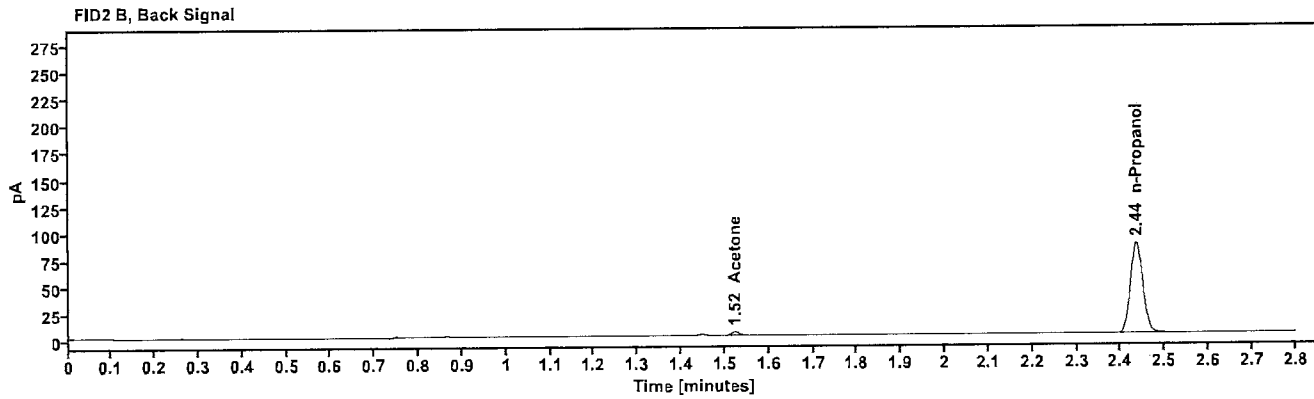
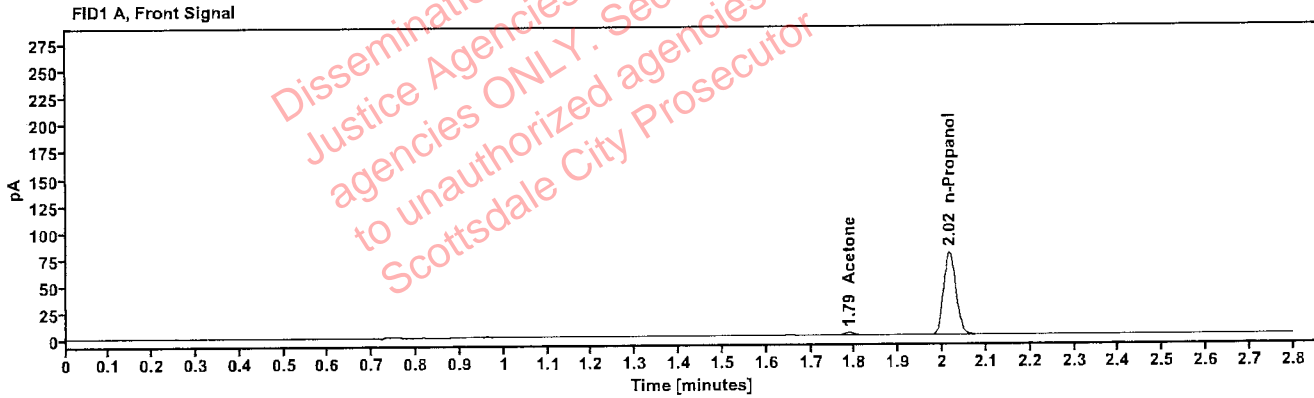


Table 1: FID 1 A (column DB-ALC1)

Compound	Amount (g/100mL)	Time (min)	Peak Area
Acetone	-----	1.787	4.388
n-Propanol	-----	2.016	152.786

Table 2: FID 2 B (column DB-ALC2)

Compound	Time (min)	Peak Area
Acetone	1.523	4.900
n-Propanol	2.436	167.589

: Abbott, Lori - (19-Dec-2023)

Case: User: LAbbott 12/19/2023

### Scottsdale Police Department Crime Lab Volatiles Analysis

Sample:	2324630-5	Vial:	13
Description:		LIMS ID:	
Method:	ethanol quant.M	Sequence:	15Dec23
Instrument:	US14173023 CN14160045	Injection date:	12/15/2023 4:55:49 PM
Data file:	C:\Chem32\1\Data\15Dec23\13.D	Analyst:	Abbott

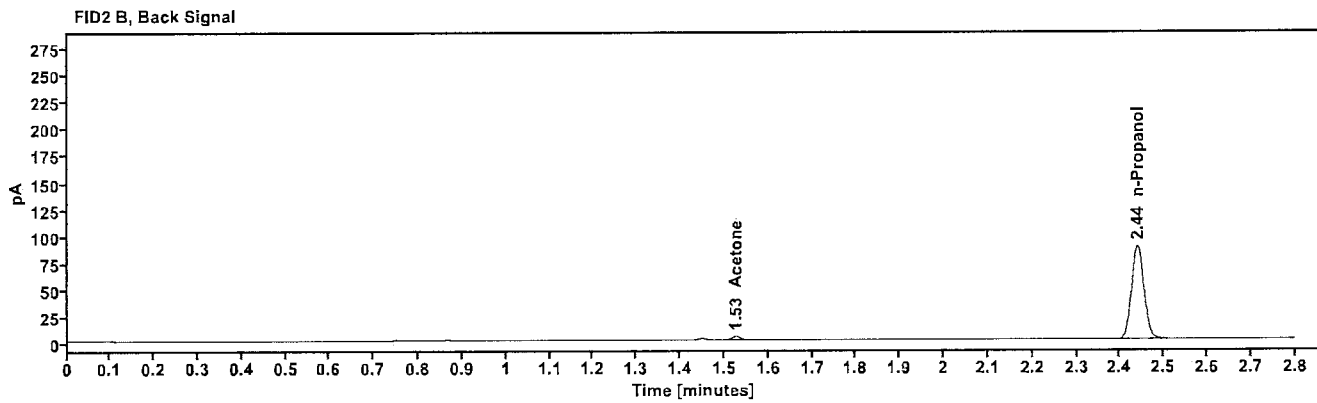
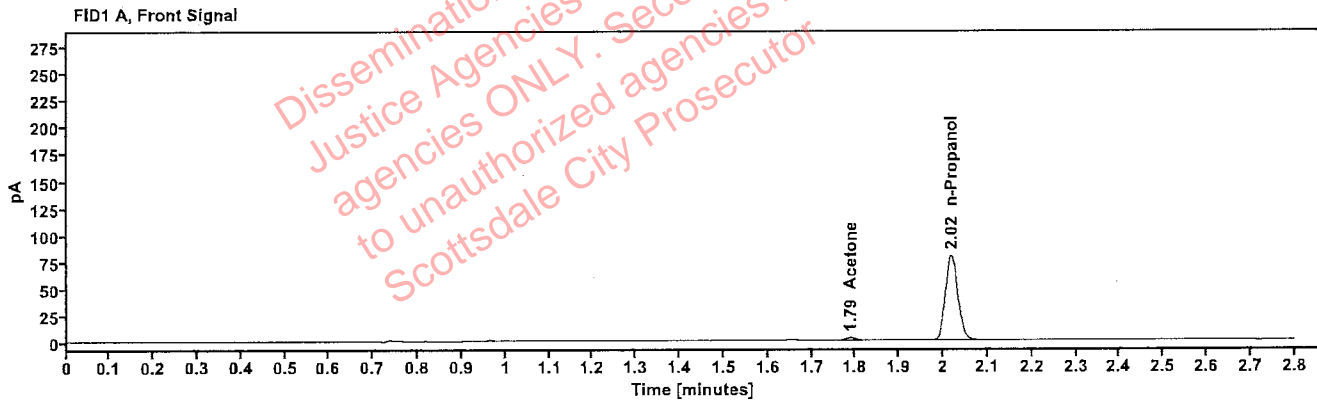


Table 1: FID 1 A (column DB-ALC1)

Compound	Amount (g/100mL)	Time (min)	Peak Area
Acetone	-----	1.789	4.378
n-Propanol	-----	2.018	157.270

Table 2: FID 2 B (column DB-ALC2)

Compound	Time (min)	Peak Area
Acetone	1.526	4.872
n-Propanol	2.440	172.520

### Scottsdale Police Department Crime Lab Volatiles Analysis

Sample:	2324813-2	Vial:	14
Description:	[REDACTED]	LIMS ID:	[REDACTED]
Method:	ethanol quant.M	Sequence:	15Dec23
Instrument:	US14173023 CN14160045	Injection date:	12/15/2023 4:59:49 PM
Data file:	C:\Chem32\1\Data\15Dec23\14.D	Analyst:	Abbott

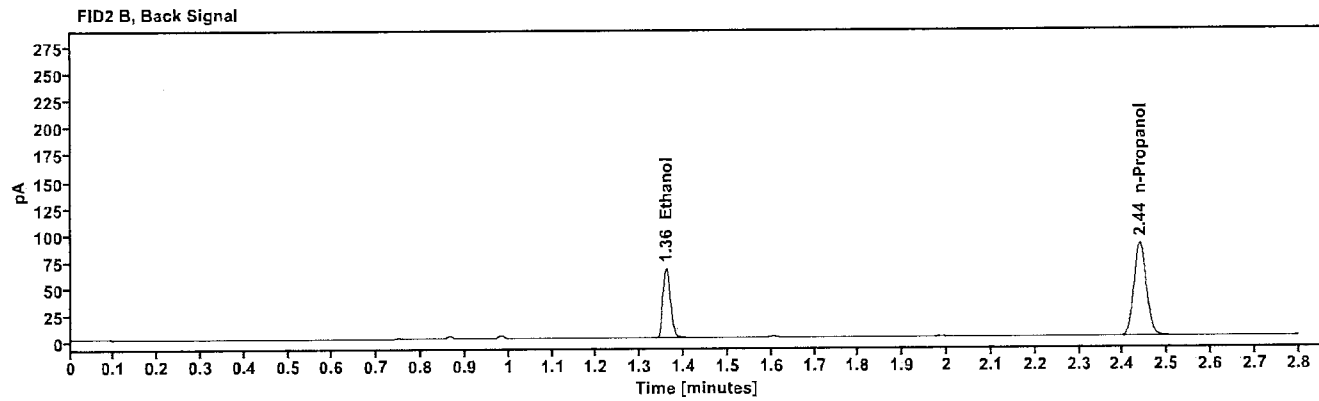
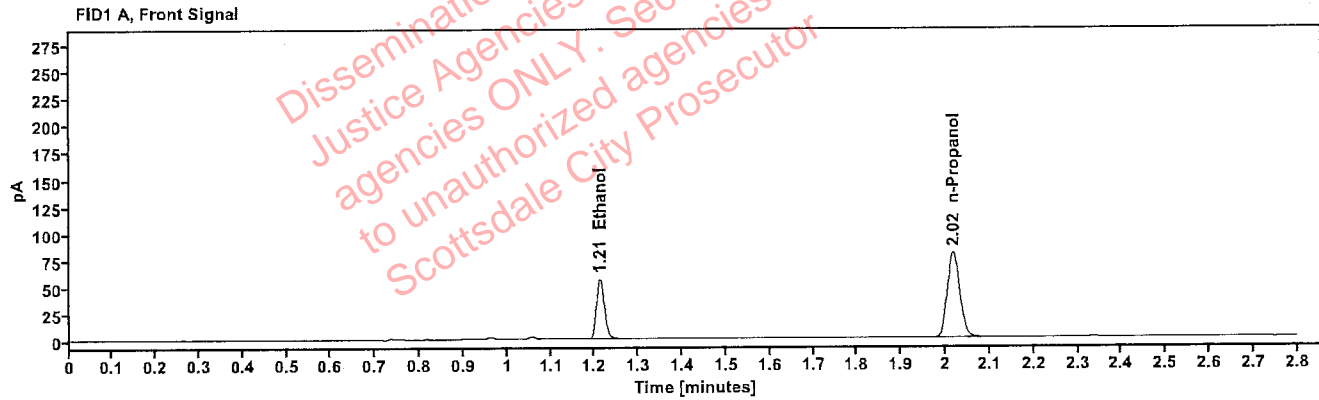


Table 1: FID 1 A (column DB-ALC1)

Compound	Amount (g/100mL)	Time (min)	Peak Area
>Ethanol	0.1125	1.211	71.623
n-Propanol	-----	2.017	157.731

Table 2: FID 2 B (column DB-ALC2)

Compound	Time (min)	Peak Area
Ethanol	1.360	78.760
n-Propanol	2.439	173.064

### Scottsdale Police Department Crime Lab Volatiles Analysis

Sample:	2324813-2	Vial:	15
Description:		LIMS ID:	
Method:	ethanol quant.M	Sequence:	15Dec23
Instrument:	US14173023 CN14160045	Injection date:	12/15/2023 5:03:50 PM
Data file:	C:\Chem32\1\Data\15Dec23\15.D	Analyst:	Abbott

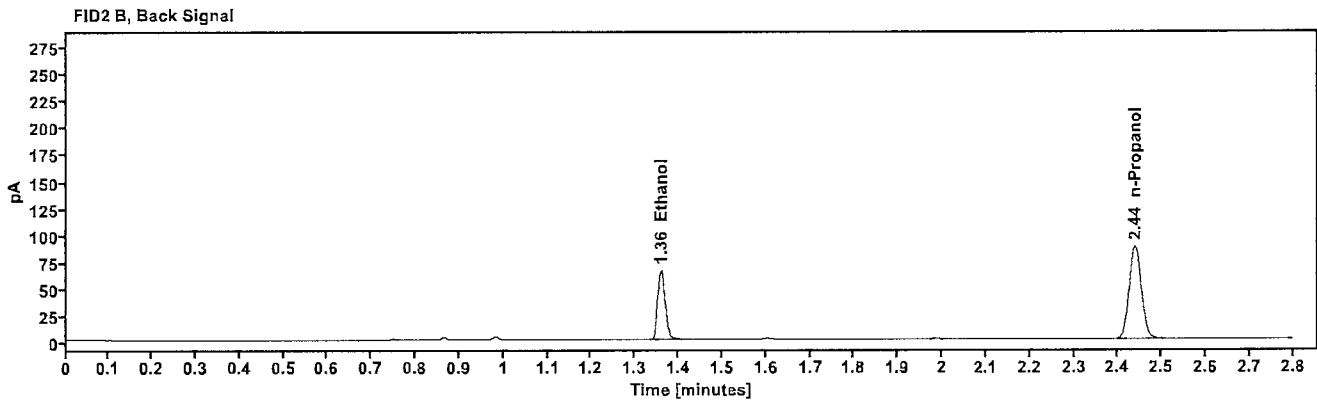
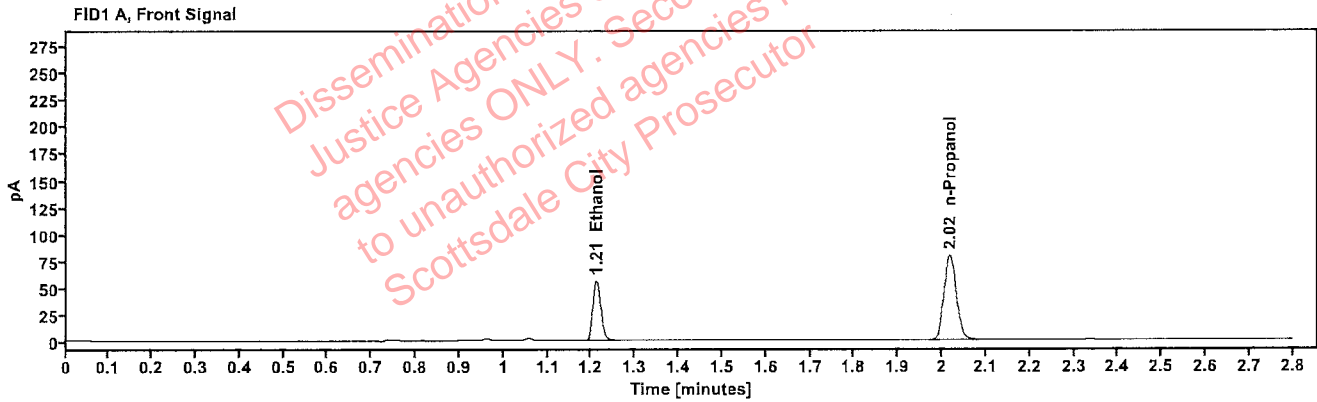


Table 1: FID 1 A (column DB-ALC1)

Compound	Amount (g/100mL)	Time (min)	Peak Area
>Ethanol	0.1130	1.212	71.428
n-Propanol	-----	2.017	156.694

Table 2: FID 2 B (column DB-ALC2)

Compound	Time (min)	Peak Area
Ethanol	1.360	78.514
n-Propanol	2.439	171.886

[REDACTED] : Abbott, Lori - (19-Dec-2023)

Case: [REDACTED] User: LAbbott 12/19/2023

### Scottsdale Police Department Crime Lab Volatiles Analysis

Sample:	2323426-2	Vial:	16
Description:	[REDACTED]	LIMS ID:	[REDACTED]
Method:	ethanol quant.M	Sequence:	15Dec23
Instrument:	US14173023 CN14160045	Injection date:	12/15/2023 5:07:50 PM
Data file:	C:\Chem32\1\Data\15Dec23\16.D	Analyst:	Abbott

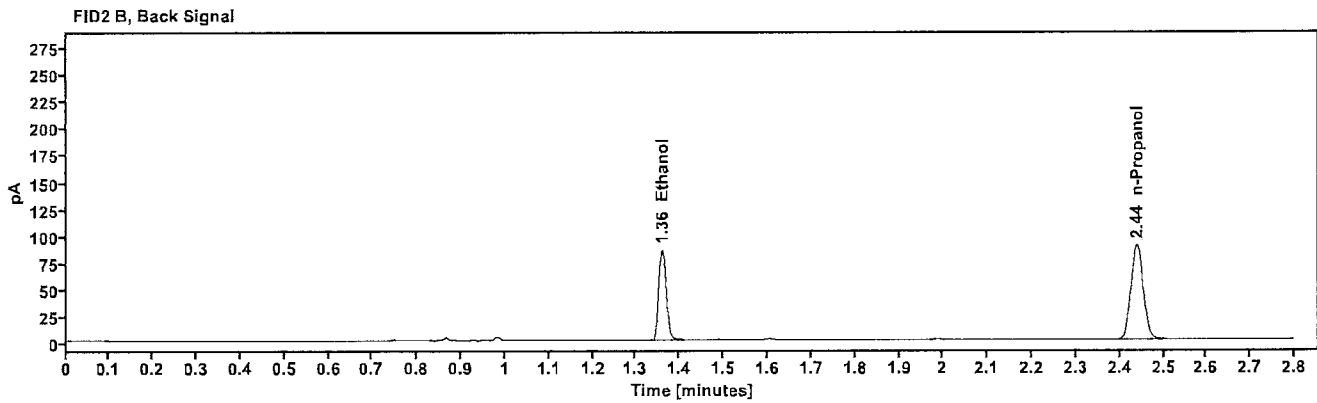
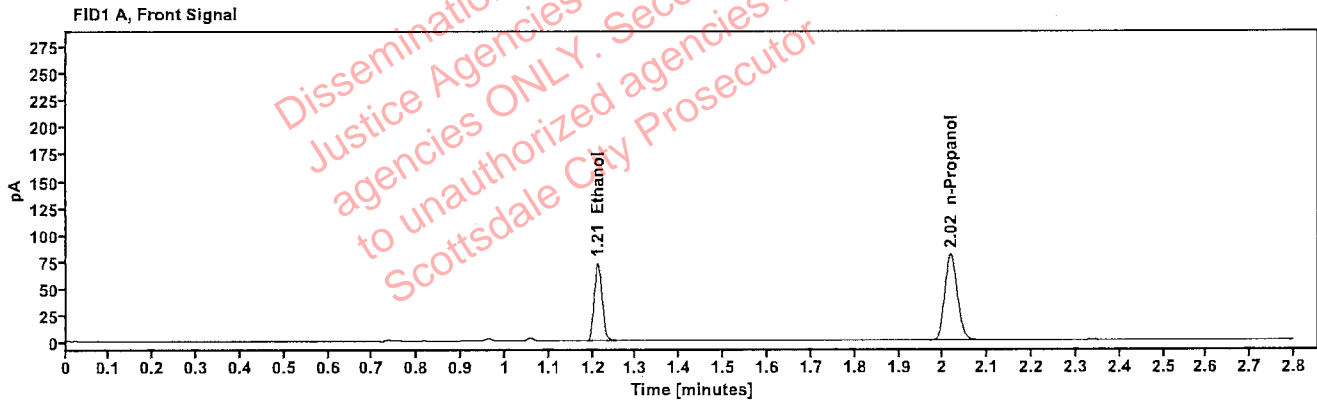


Table 1: FID 1 A (column DB-ALC1)

Compound	Amount (g/100mL)	Time (min)	Peak Area
>Ethanol	0.1428	1.211	92.848
n-Propanol	----	2.017	160.617

Table 2: FID 2 B (column DB-ALC2)

Compound	Time (min)	Peak Area
Ethanol	1.360	102.055
n-Propanol	2.439	175.300

Abbott, Lori - (19-Dec-2023)

Case: User: LAbbott 12/19/2023

### Scottsdale Police Department Crime Lab Volatiles Analysis

Sample:	2323426-2	Vial:	17
Description:		LIMS ID:	
Method:	ethanol quant.M	Sequence:	15Dec23
Instrument:	US14173023 CN14160045	Injection date:	12/15/2023 5:11:50 PM
Data file:	C:\Chem32\1\Data\15Dec23\17.D	Analyst:	Abbott

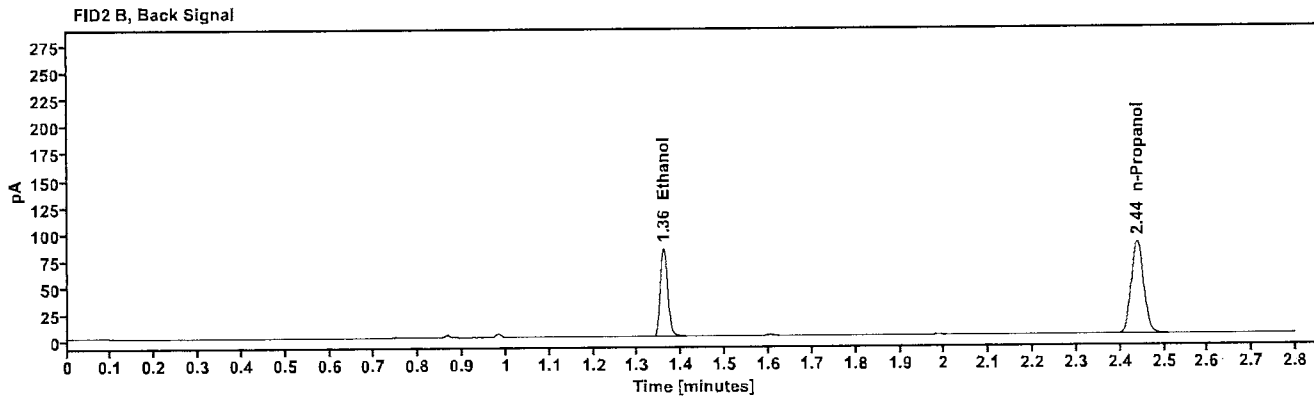
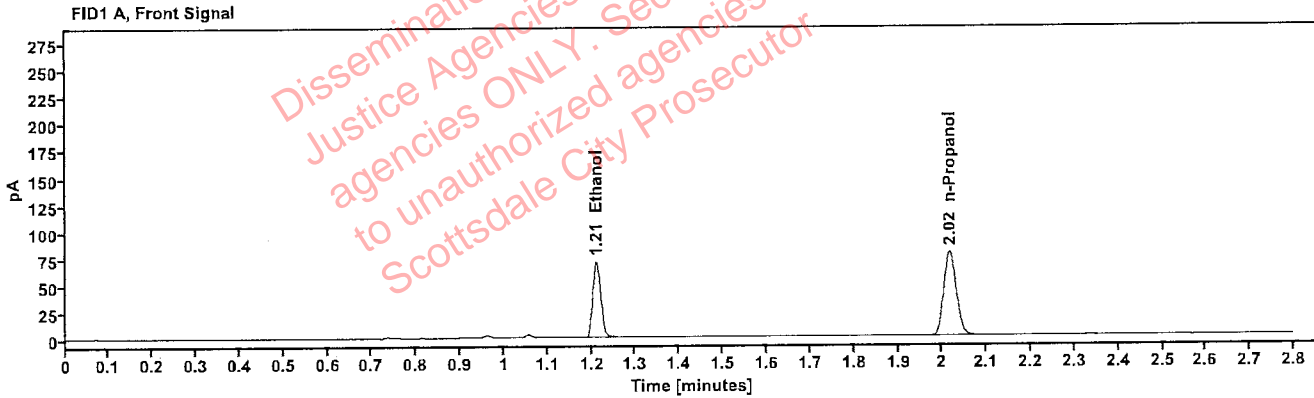


Table 1: FID 1 A (column DB-ALC1)

Compound	Amount (g/100mL)	Time (min)	Peak Area
>Ethanol	0.1424	1.211	89.799
n-Propanol	-----	2.017	155.739

Table 2: FID 2 B (column DB-ALC2)

Compound	Time (min)	Peak Area
Ethanol	1.359	99.037
n-Propanol	2.438	170.982



: Abbott, Lori - (19-Dec-2023)

Case: User: LAbbott 12/19/2023

### Scottsdale Police Department Crime Lab Volatiles Analysis

Sample:	2325097-4	Vial:	18
Description:		LIMS ID:	
Method:	ethanol quant.M	Sequence:	15Dec23
Instrument:	US14173023 CN14160045	Injection date:	12/15/2023 5:15:50 PM
Data file:	C:\Chem32\1\Data\15Dec23\18.D	Analyst:	Abbott

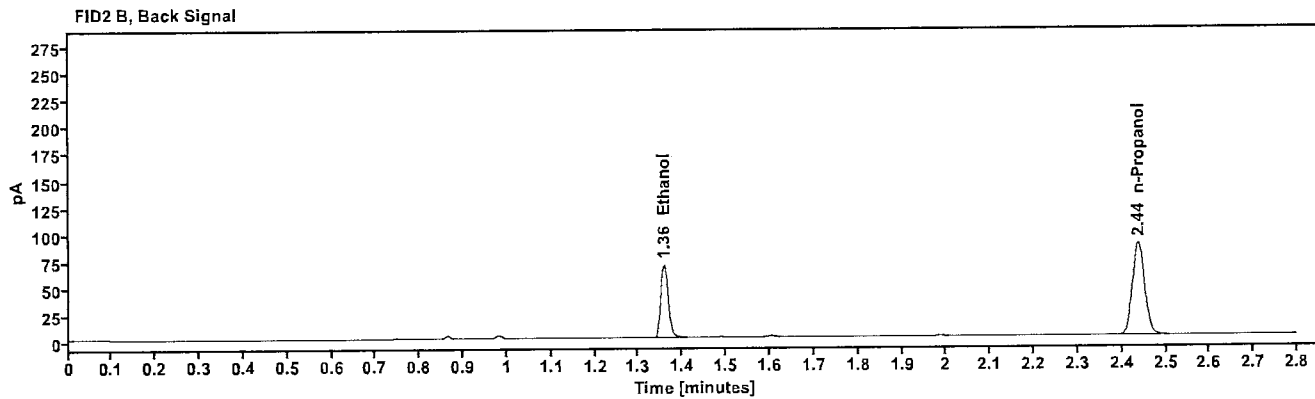
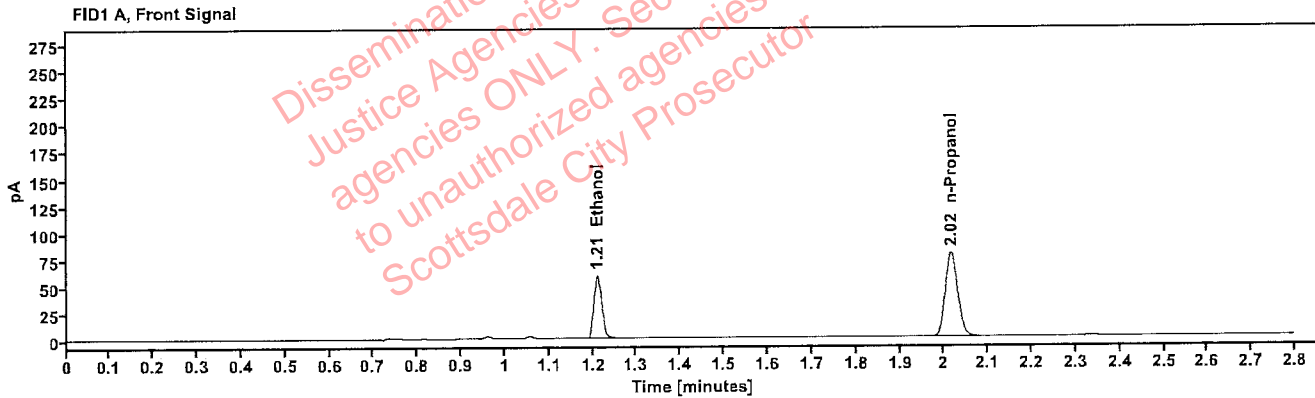


Table 1: FID 1 A (column DB-ALC1)

Compound	Amount (g/100mL)	Time (min)	Peak Area
>Ethanol	0.1181	1.211	74.522
n-Propanol	-----	2.016	156.246

Table 2: FID 2 B (column DB-ALC2)

Compound	Time (min)	Peak Area
Ethanol	1.358	81.972
n-Propanol	2.437	170.612

## Scottsdale Police Department Crime Lab Volatiles Analysis

Sample:	2325097-4	Vial:	19
Description:	[REDACTED]	LIMS ID:	[REDACTED]
Method:	ethanol quant.M	Sequence:	15Dec23
Instrument:	US14173023 CN14160045	Injection date:	12/15/2023 5:20:04 PM
Data file:	C:\Chem32\1\Data\15Dec23\19.D	Analyst:	Abbott

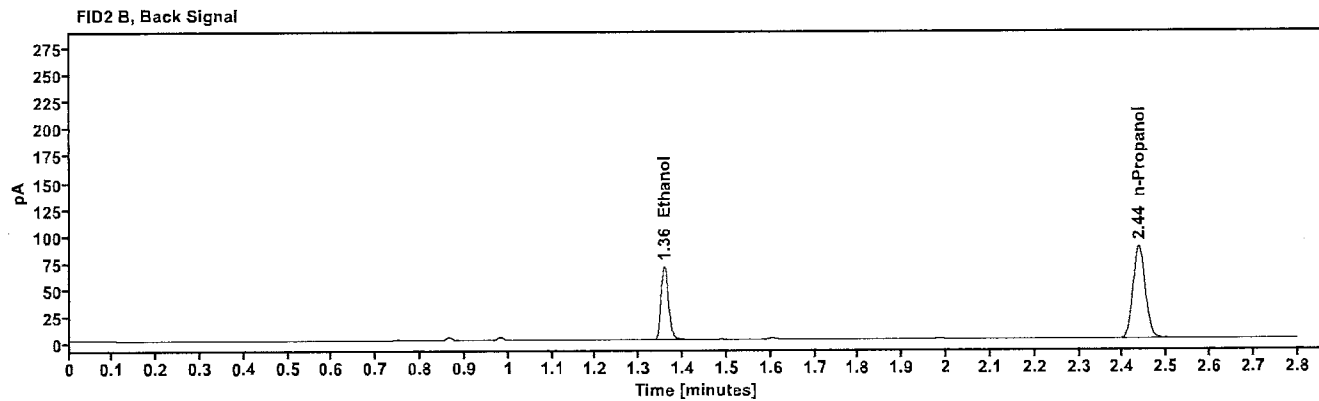
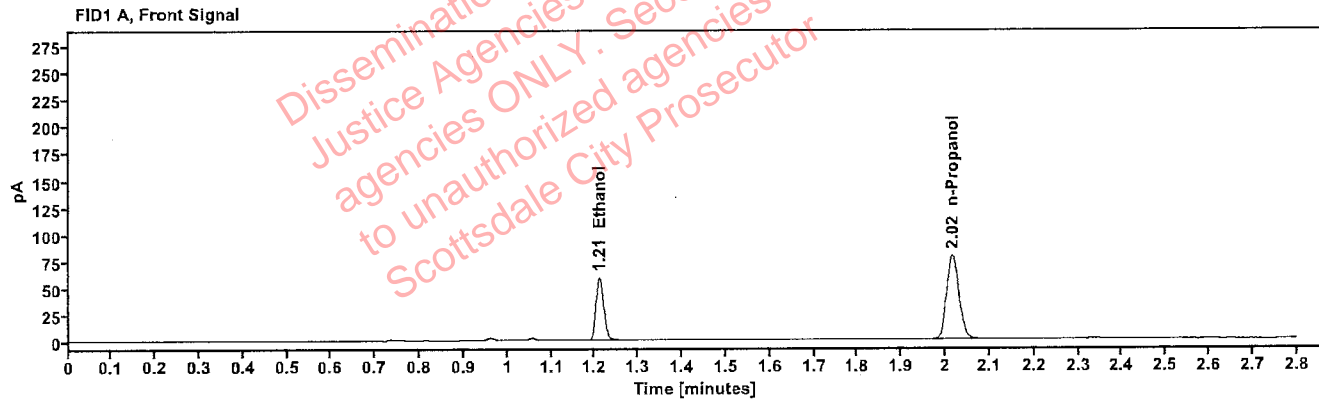


Table 1: FID 1 A (column DB-ALC1)

Compound	Amount (g/100mL)	Time (min)	Peak Area
>Ethanol	0.1176	1.210	74.615
n-Propanol	-----	2.016	157.196

Table 2: FID 2 B (column DB-ALC2)

Compound	Time (min)	Peak Area
Ethanol	1.358	81.952
n-Propanol	2.437	170.991

[REDACTED]: Abbott, Lori - (19-Dec-2023)

Case: [REDACTED] User: LAbbott 12/19/2023

### Scottsdale Police Department Crime Lab Volatiles Analysis

Sample:	2313927-2	Vial:	21
Description:	[REDACTED]	LIMS ID:	[REDACTED]
Method:	ethanol quant.M	Sequence:	15Dec23
Instrument:	US14173023 CN14160045	Injection date:	12/15/2023 5:28:05 PM
Data file:	C:\Chem32\1\Data\15Dec23\21.D	Analyst:	Abbott

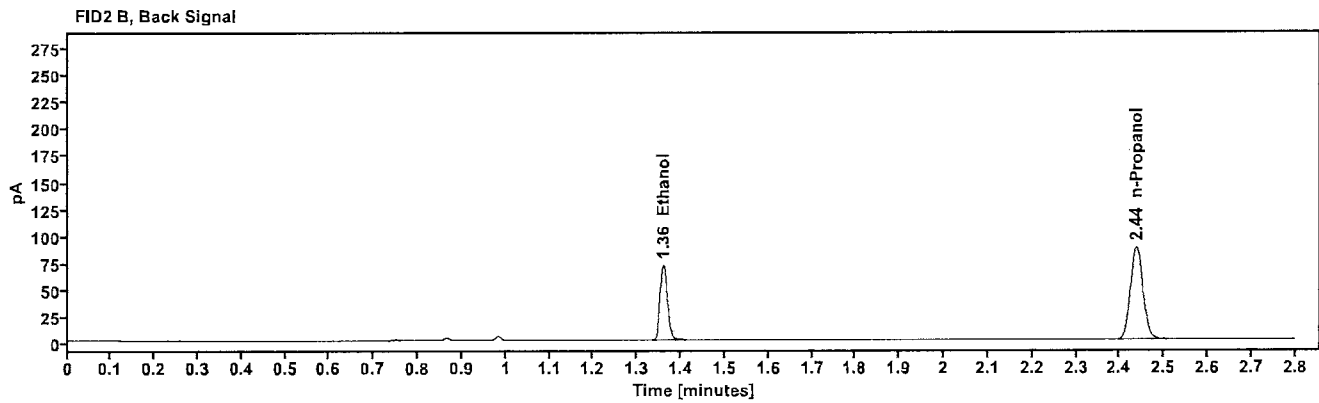
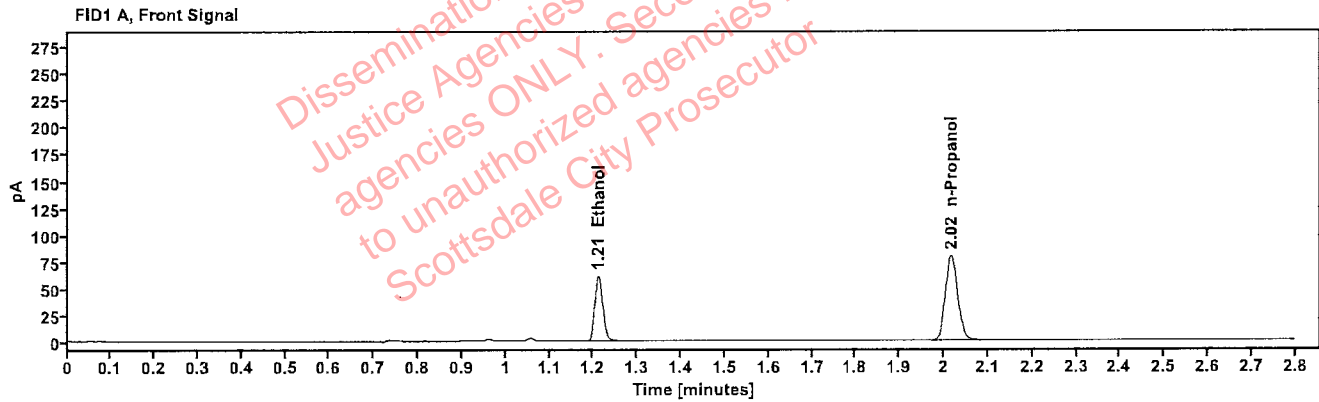


Table 1: FID 1 A (column DB-ALC1)

Compound	Amount (g/100mL)	Time (min)	Peak Area
>Ethanol	0.1219	1.211	77.551
n-Propanol	-----	2.017	157.505

Table 2: FID 2 B (column DB-ALC2)

Compound	Time (min)	Peak Area
Ethanol	1.359	84.914
n-Propanol	2.438	172.309

### Scottsdale Police Department Crime Lab Volatiles Analysis

Sample:	2313927-2	Vial:	22
Description:	[REDACTED]	LIMS ID:	[REDACTED]
Method:	ethanol quant.M	Sequence:	15Dec23
Instrument:	US14173023 CN14160045	Injection date:	12/15/2023 5:32:05 PM
Data file:	C:\Chem32\1\Data\15Dec23\22.D	Analyst:	Abbott

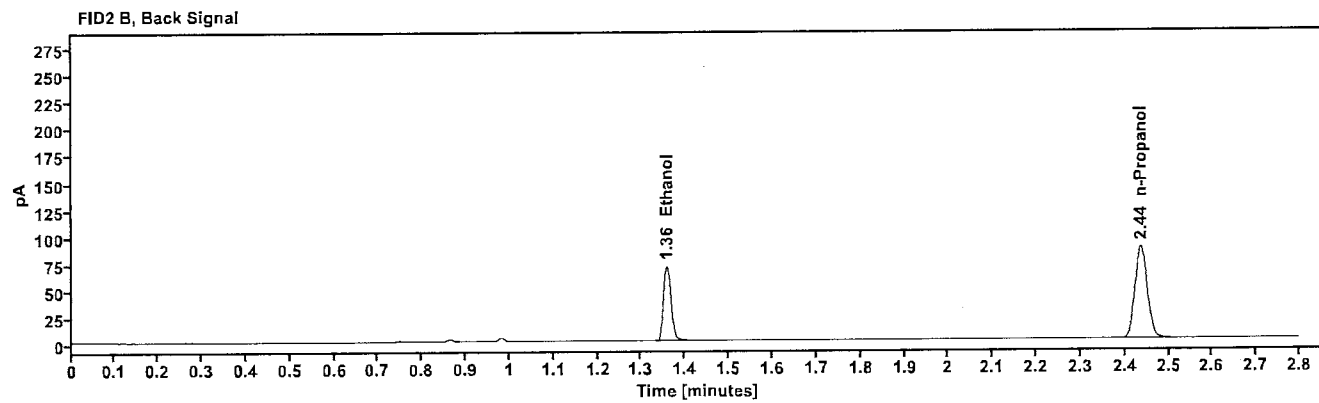
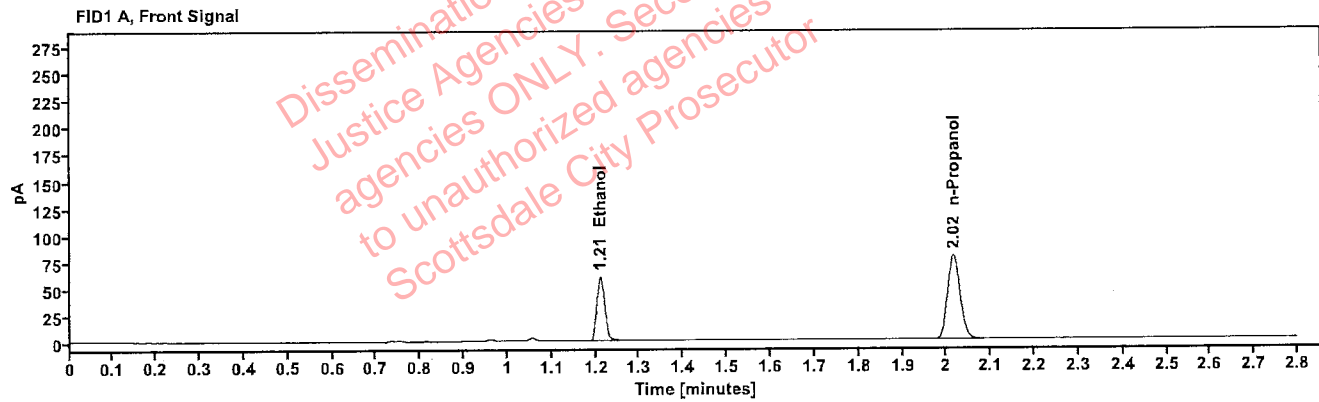


Table 1: FID 1 A (column DB-ALC1)

Compound	Amount (g/100mL)	Time (min)	Peak Area
>Ethanol	0.1216	1.211	76.633
n-Propanol	-----	2.016	155.989

Table 2: FID 2 B (column DB-ALC2)

Compound	Time (min)	Peak Area
Ethanol	1.359	84.017
n-Propanol	2.437	170.615

[REDACTED]: Abbott, Lori - (19-Dec-2023)

Case: [REDACTED] User: LAbbott 12/19/2023

### Scottsdale Police Department Crime Lab Volatiles Analysis

Sample:	2323917-1	Vial:	23
Description:	[REDACTED]	LIMS ID:	[REDACTED]
Method:	ethanol quant.M	Sequence:	15Dec23
Instrument:	US14173023 CN14160045	Injection date:	12/15/2023 5:36:05 PM
Data file:	C:\Chem32\1\Data\15Dec23\23.D	Analyst:	Abbott

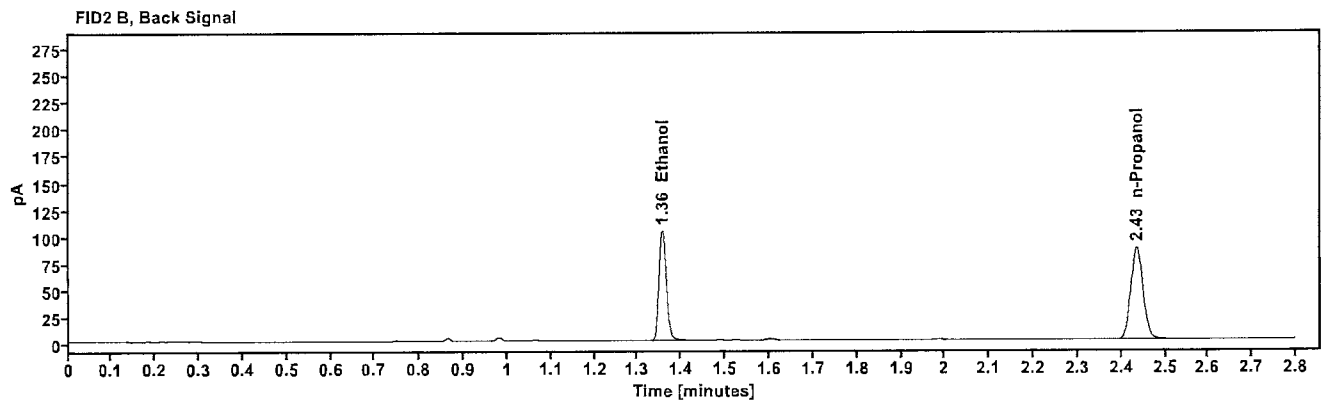
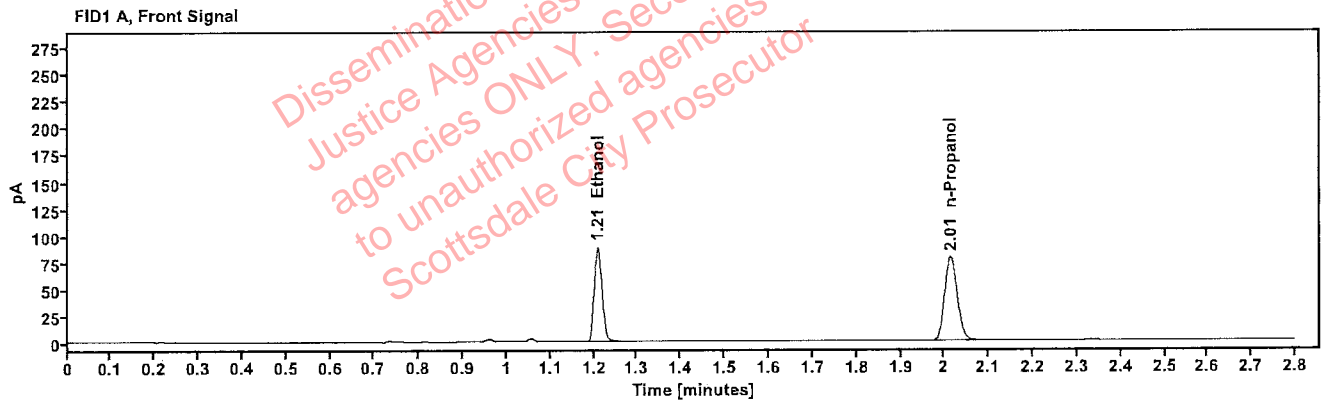


Table 1: FID 1 A (column DB-ALC1)

Compound	Amount (g/100mL)	Time (min)	Peak Area
>Ethanol	0.1769	1.209	111.990
n-Propanol	-----	2.014	155.918

Table 2: FID 2 B (column DB-ALC2)

Compound	Time (min)	Peak Area
Ethanol	1.356	123.179
n-Propanol	2.435	170.100

[REDACTED]: Abbott, Lori - (19-Dec-2023)

Case: [REDACTED] User: LAbbott 12/19/2023

### Scottsdale Police Department Crime Lab Volatiles Analysis

Sample:	2323917-1	Vial:	24
Description:	[REDACTED]	LIMS ID:	[REDACTED]
Method:	ethanol quant.M	Sequence:	15Dec23
Instrument:	US14173023 CN14160045	Injection date:	12/15/2023 5:40:06 PM
Data file:	C:\Chem32\1\Data\15Dec23\24.D	Analyst:	Abbott

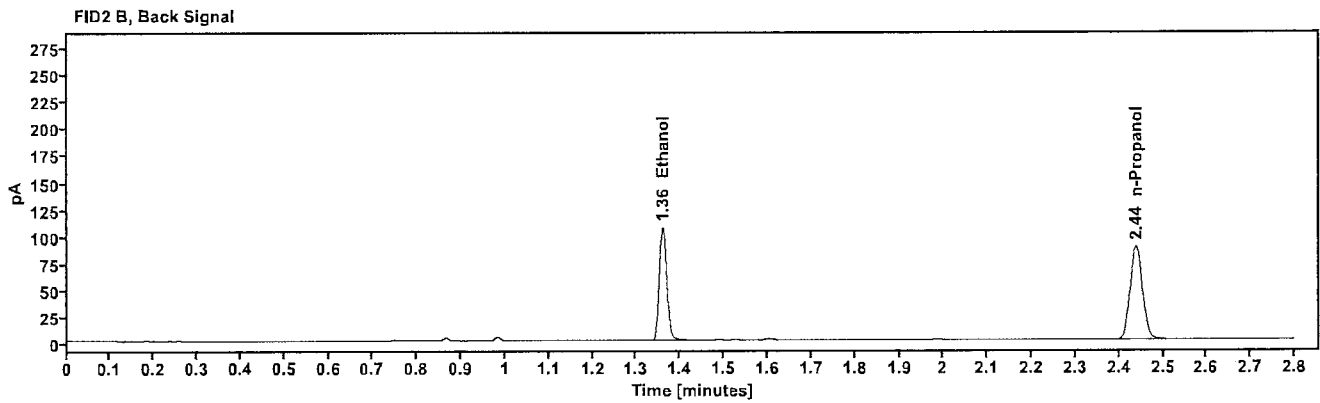
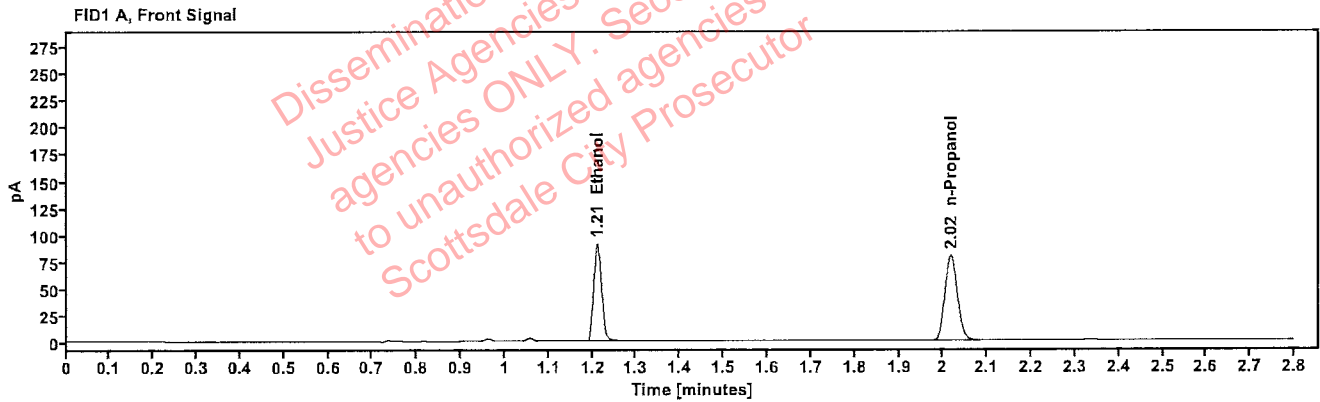


Table 1: FID 1 A (column DB-ALC1)

Compound	Amount (g/100mL)	Time (min)	Peak Area
>Ethanol	0.1797	1.211	115.958
n-Propanol	-----	2.017	158.957

Table 2: FID 2 B (column DB-ALC2)

Compound	Time (min)	Peak Area
Ethanol	1.360	127.800
n-Propanol	2.439	173.433

## Scottsdale Police Department Crime Lab Volatiles Analysis

Sample:	2323854-1	Vial:	25
Description:	[REDACTED]	LIMS ID:	[REDACTED]
Method:	ethanol quant.M	Sequence:	15Dec23
Instrument:	US14173023 CN14160045	Injection date:	12/15/2023 5:44:20 PM
Data file:	C:\Chem32\1\Data\15Dec23\25.D	Analyst:	Abbott

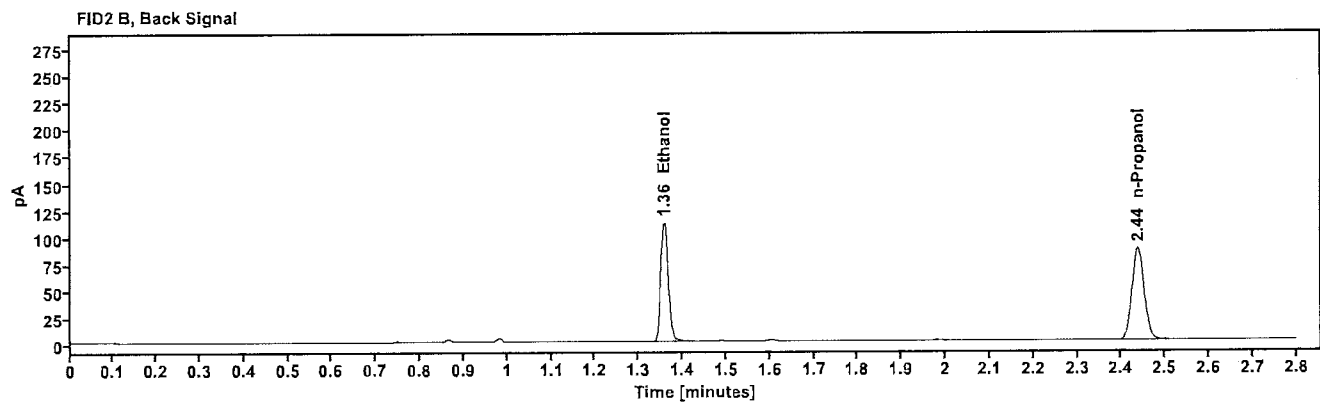
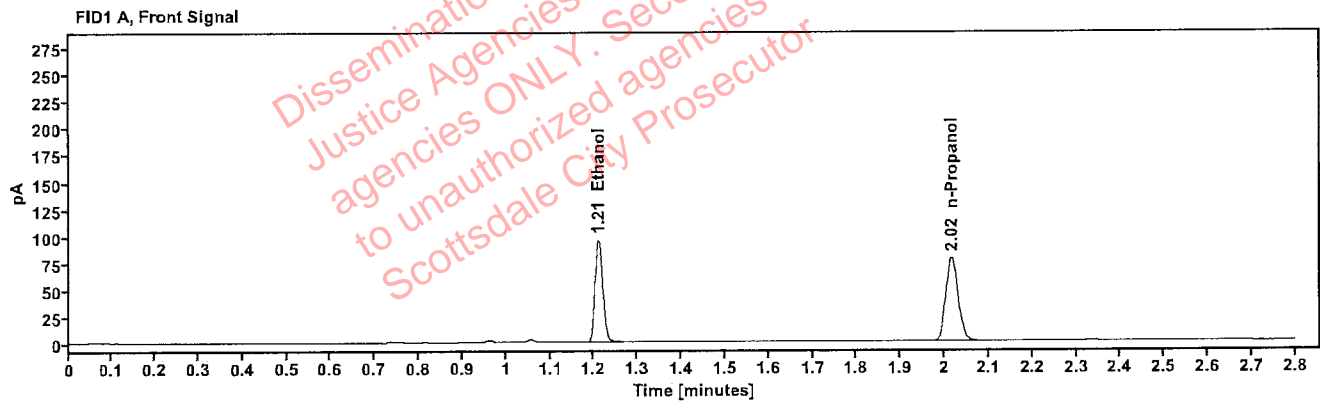


Table 1: FID 1 A (column DB-ALC1)

Compound	Amount (g/100mL)	Time (min)	Peak Area
>Ethanol	0.1912	1.210	120.950
n-Propanol	-----	2.016	155.691

Table 2: FID 2 B (column DB-ALC2)

Compound	Time (min)	Peak Area
Ethanol	1.358	133.043
n-Propanol	2.438	169.745

Abbott, Lori - (19-Dec-2023)

Case: User: LAbbott 12/19/2023

### Scottsdale Police Department Crime Lab Volatiles Analysis

Sample:	2323854-1	Vial:	26
Description:		LIMS ID:	
Method:	ethanol quant.M	Sequence:	15Dec23
Instrument:	US14173023 CN14160045	Injection date:	12/15/2023 5:48:20 PM
Data file:	C:\Chem32\1\Data\15Dec23\26.D	Analyst:	Abbott

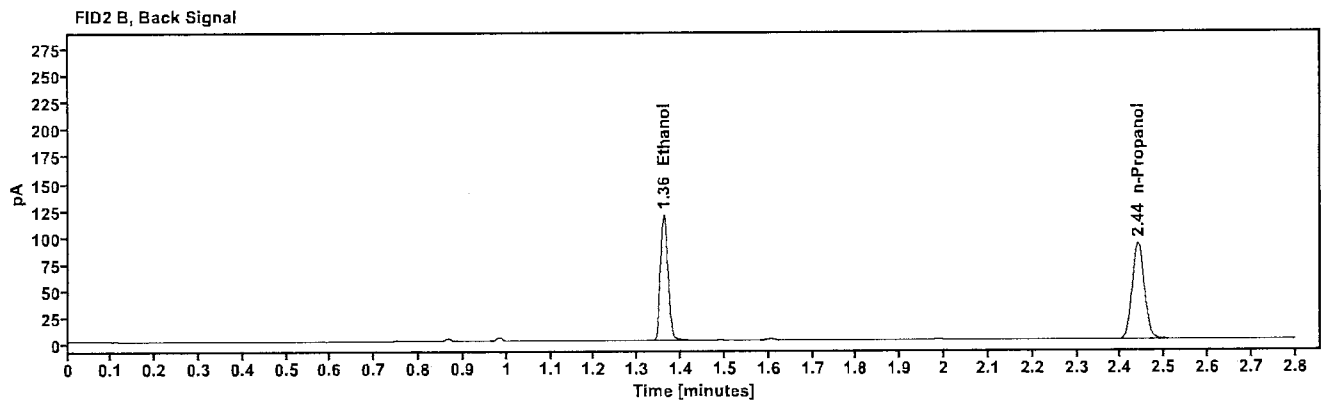
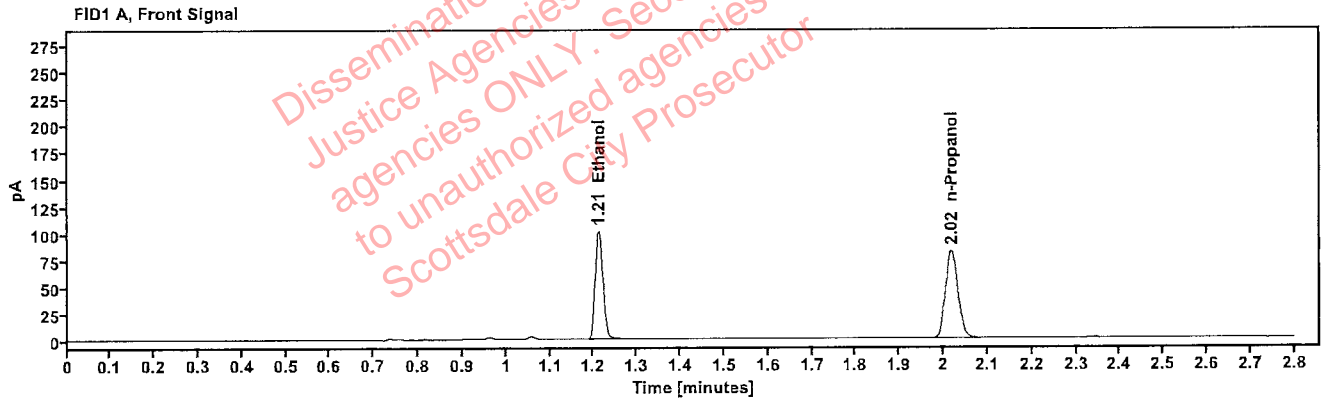


Table 1: FID 1 A (column DB-ALC1)

Compound	Amount (g/100mL)	Time (min)	Peak Area
>Ethanol	0.1940	1.212	128.821
n-Propanol	-----	2.018	163.460

Table 2: FID 2 B (column DB-ALC2)

Compound	Time (min)	Peak Area
Ethanol	1.360	141.782
n-Propanol	2.440	177.864



### Scottsdale Police Department Crime Lab Volatiles Analysis

Sample:	2325233-2	Vial:	27
Description:	[REDACTED]	LIMS ID:	[REDACTED]
Method:	ethanol quant.M	Sequence:	15Dec23
Instrument:	US14173023 CN14160045	Injection date:	12/15/2023 5:52:20 PM
Data file:	C:\Chem32\1\Data\15Dec23\27.D	Analyst:	Abbott

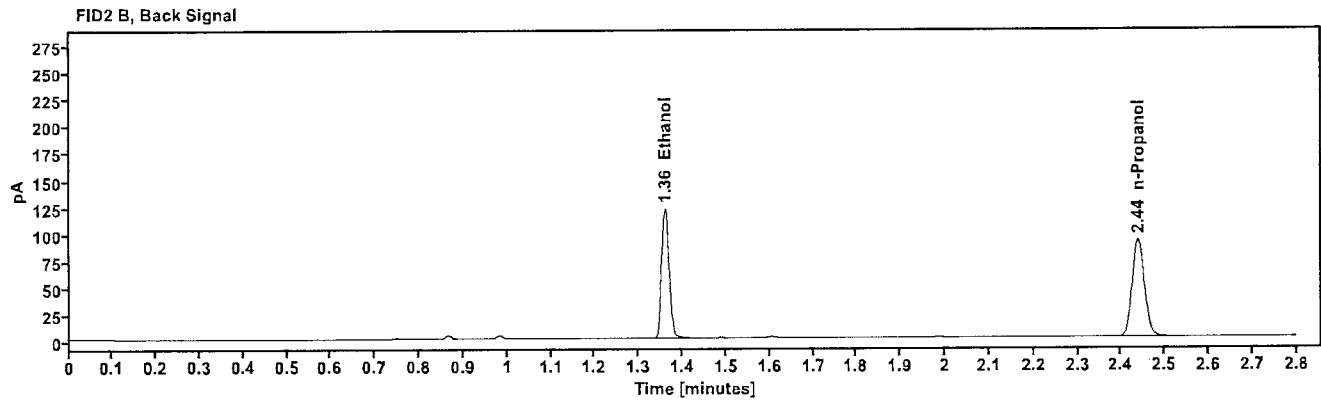
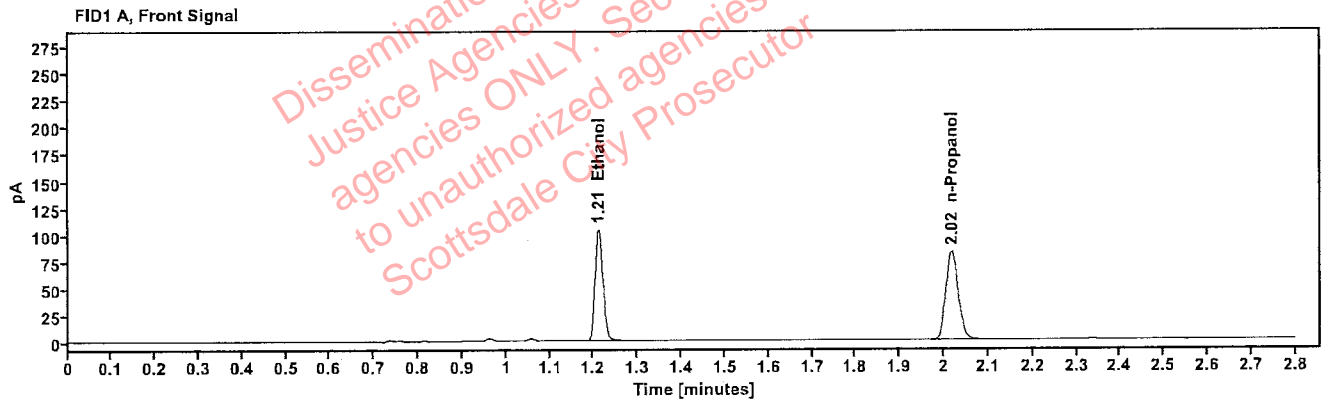


Table 1: FID 1 A (column DB-ALC1)

Compound	Amount (g/100mL)	Time (min)	Peak Area
>Ethanol	0.1973	1.211	132.452
n-Propanol	-----	2.018	165.232

Table 2: FID 2 B (column DB-ALC2)

Compound	Time (min)	Peak Area
Ethanol	1.360	145.876
n-Propanol	2.439	179.503

: Abbott, Lori - (19-Dec-2023)

Case: [REDACTED] User: LAbbott 12/19/2023

### Scottsdale Police Department Crime Lab Volatiles Analysis

Sample:	2325233-2	Vial:	28
Description:	[REDACTED]	LIMS ID:	[REDACTED]
Method:	ethanol quant.M	Sequence:	15Dec23
Instrument:	US14173023 CN14160045	Injection date:	12/15/2023 5:56:19 PM
Data file:	C:\Chem32\1\Data\15Dec23\28.D	Analyst:	Abbott

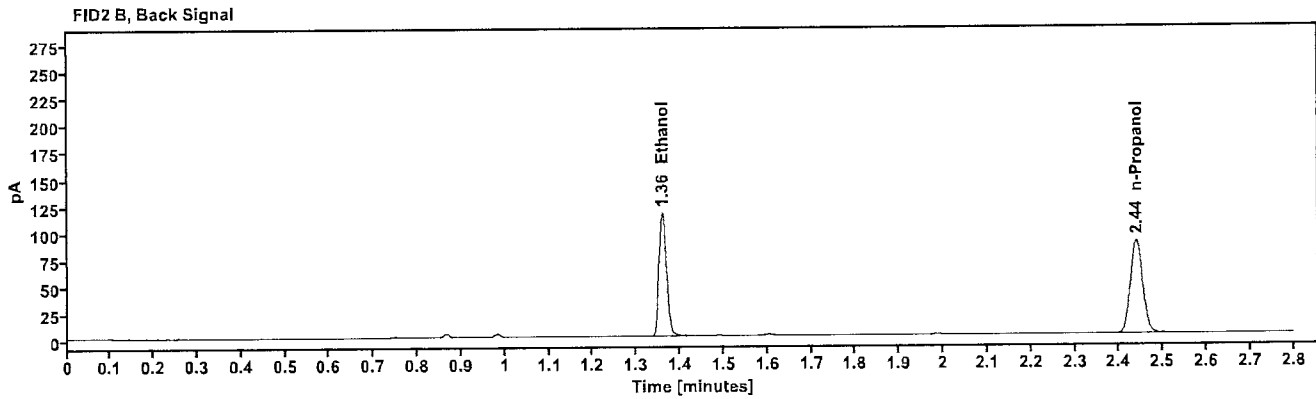
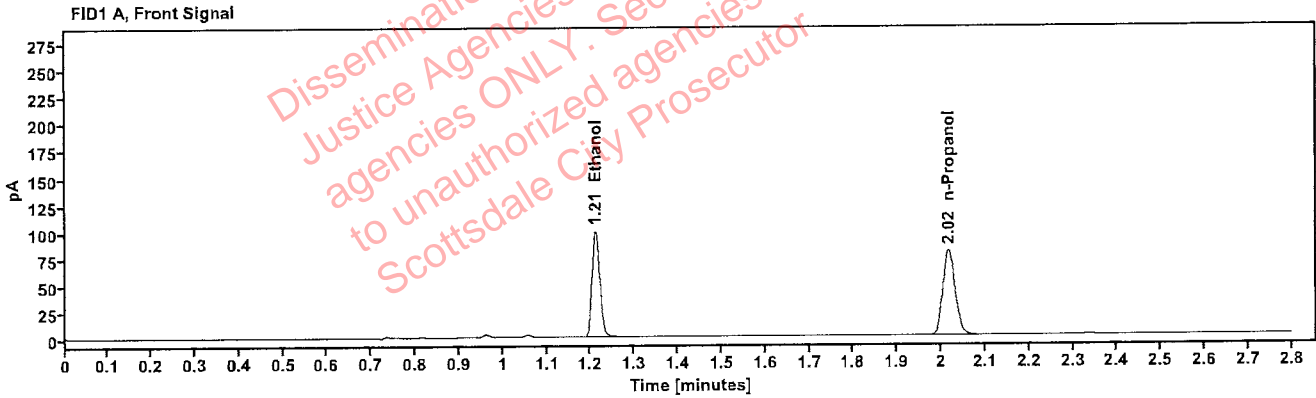


Table 1: FID 1 A (column DB-ALC1)

Compound	Amount (g/100mL)	Time (min)	Peak Area
>Ethanol	0.1972	1.211	125.950
n-Propanol	-----	2.017	157.207

Table 2: FID 2 B (column DB-ALC2)

Compound	Time (min)	Peak Area
Ethanol	1.360	138.802
n-Propanol	2.439	172.042

### Scottsdale Police Department Crime Lab Volatiles Analysis

Sample:	2325245-2	Vial:	29
Description:	[REDACTED]	LIMS ID:	[REDACTED]
Method:	ethanol quant.M	Sequence:	15Dec23
Instrument:	US14173023 CN14160045	Injection date:	12/15/2023 6:00:20 PM
Data file:	C:\Chem32\1\Data\15Dec23\29.D	Analyst:	Abbott

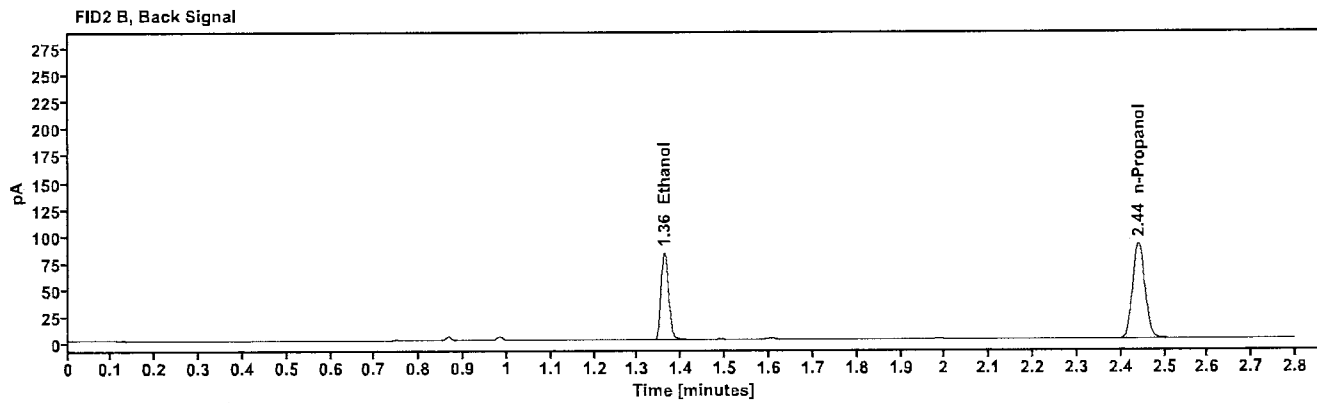
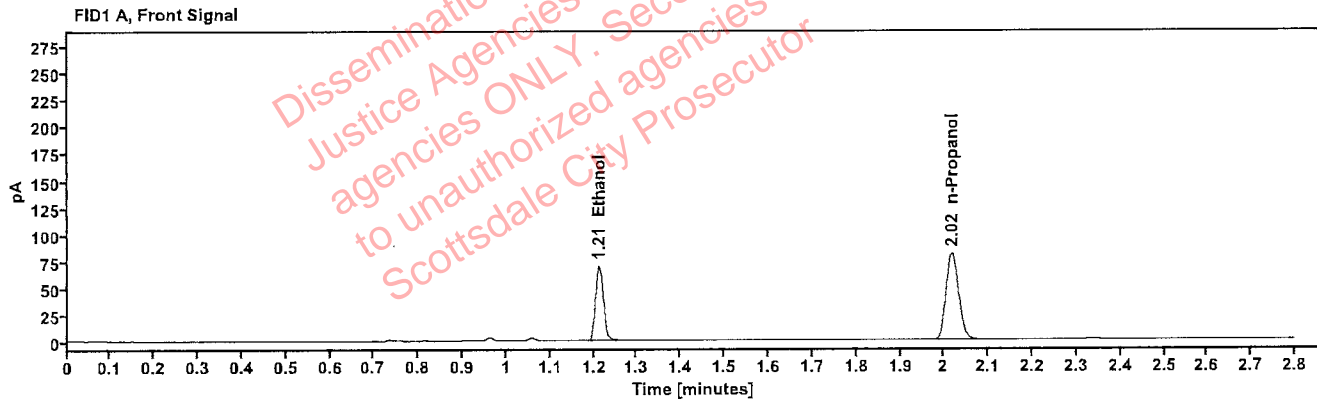


Table 1: FID 1 A (column DB-ALC1)

Compound	Amount (g/100mL)	Time (min)	Peak Area
>Ethanol	0.1364	1.212	89.345
n-Propanol	---	2.018	161.835

Table 2: FID 2 B (column DB-ALC2)

Compound	Time (min)	Peak Area
Ethanol	1.361	98.178
n-Propanol	2.440	176.520

[REDACTED]: Abbott, Lori - (19-Dec-2023)

Case: [REDACTED] User: LAbbott 12/19/2023

### Scottsdale Police Department Crime Lab Volatiles Analysis

Sample:	2325245-2	Vial:	30
Description:	[REDACTED]	LIMS ID:	[REDACTED]
Method:	ethanol quant.M	Sequence:	15Dec23
Instrument:	US14173023 CN14160045	Injection date:	12/15/2023 6:04:20 PM
Data file:	C:\Chem32\1\Data\15Dec23\30.D	Analyst:	Abbott

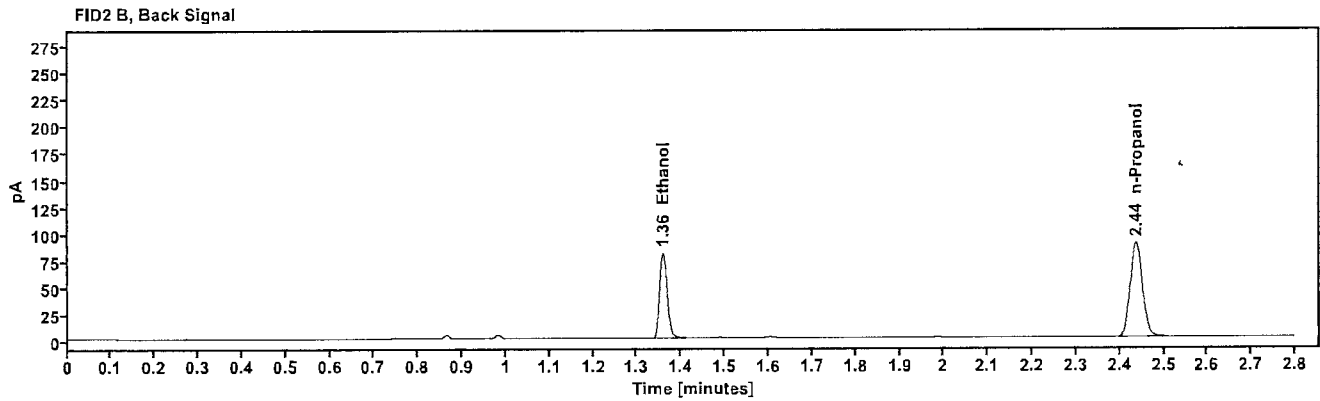
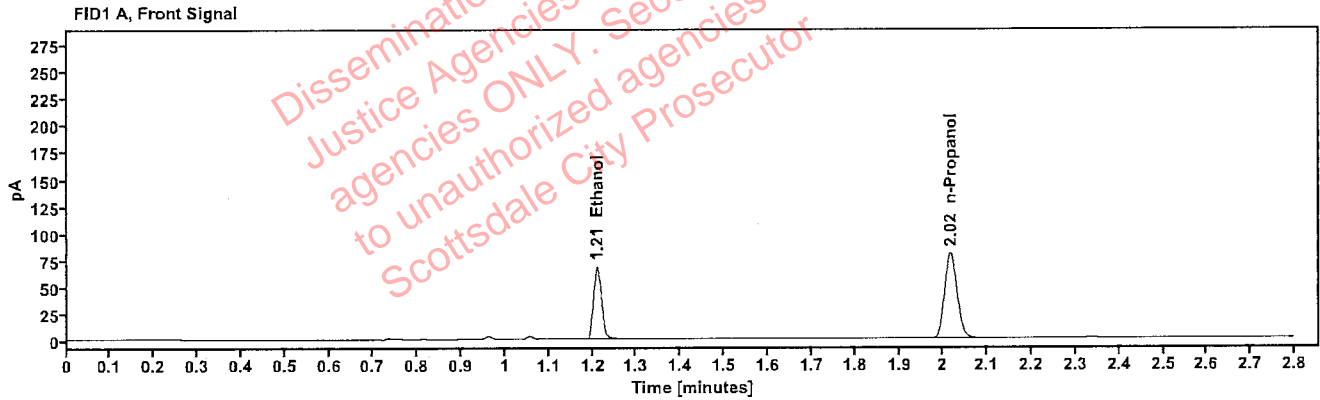


Table 1: FID 1 A (column DB-ALC1)

Compound	Amount (g/100mL)	Time (min)	Peak Area
>Ethanol	0.1344	1.211	86.635
n-Propanol	-----	2.016	159.319

Table 2: FID 2 B (column DB-ALC2)

Compound	Time (min)	Peak Area
Ethanol	1.358	95.310
n-Propanol	2.438	173.783

### Scottsdale Police Department Crime Lab Volatiles Analysis

Sample:	2306052-2	Vial:	32
Description:	[REDACTED]	LIMS ID:	[REDACTED]
Method:	ethanol quant.M	Sequence:	15Dec23
Instrument:	US14173023 CN14160045	Injection date:	12/15/2023 6:12:35 PM
Data file:	C:\Chem32\1\Data\15Dec23\32.D	Analyst:	Abbott

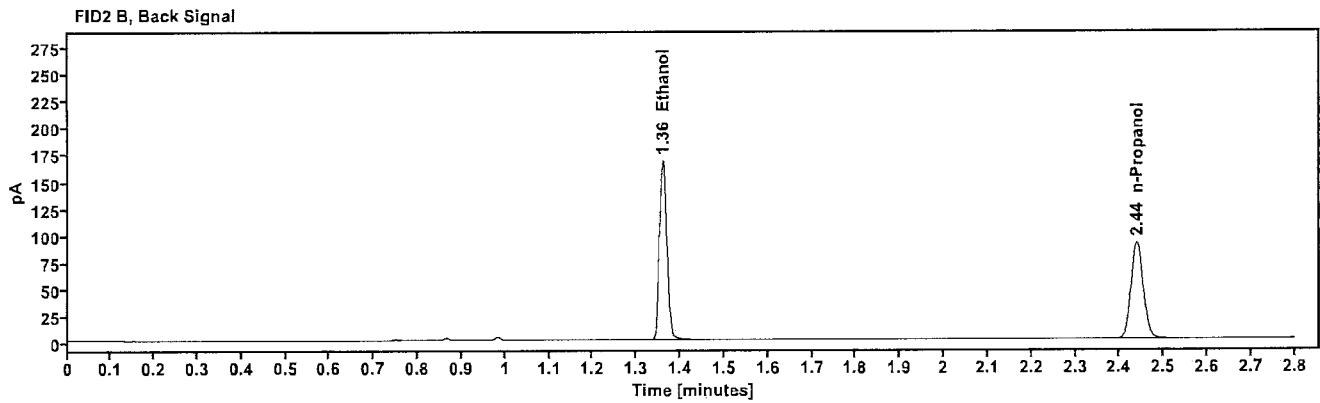
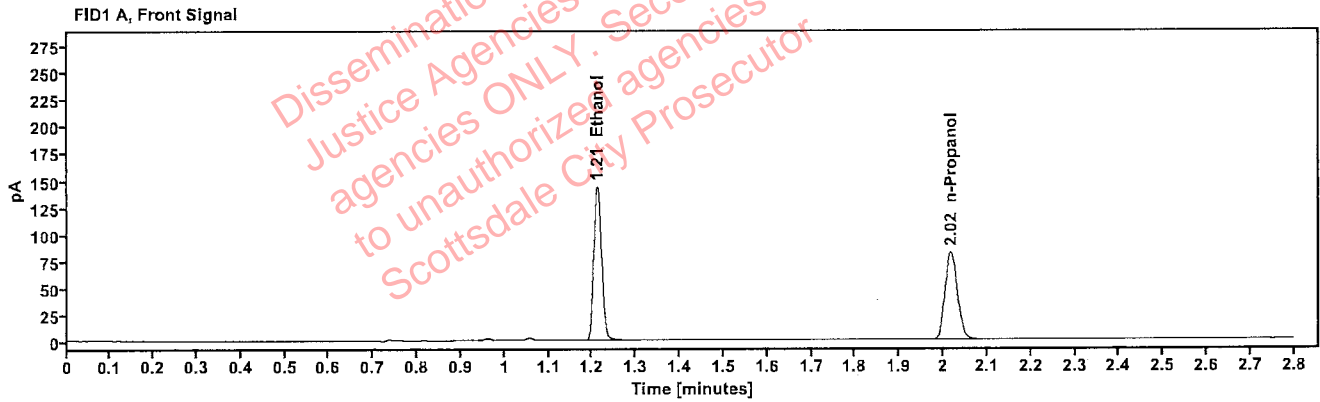


Table 1: FID 1 A (column DB-ALC1)

Compound	Amount (g/100mL)	Time (min)	Peak Area
>Ethanol	0.2761	1.211	182.799
n-Propanol	-----	2.017	162.511

Table 2: FID 2 B (column DB-ALC2)

Compound	Time (min)	Peak Area
Ethanol	1.360	200.927
n-Propanol	2.439	177.746

[REDACTED]: Abbott, Lori - (19-Dec-2023)

Case: [REDACTED] User: LAbbott 12/19/2023

### Scottsdale Police Department Crime Lab Volatiles Analysis

Sample:	2306052-2	Vial:	33
Description:	[REDACTED]	LIMS ID:	[REDACTED]
Method:	ethanol quant.M	Sequence:	15Dec23
Instrument:	US14173023 CN14160045	Injection date:	12/15/2023 6:16:35 PM
Data file:	C:\Chem32\1\Data\15Dec23\33.D	Analyst:	Abbott

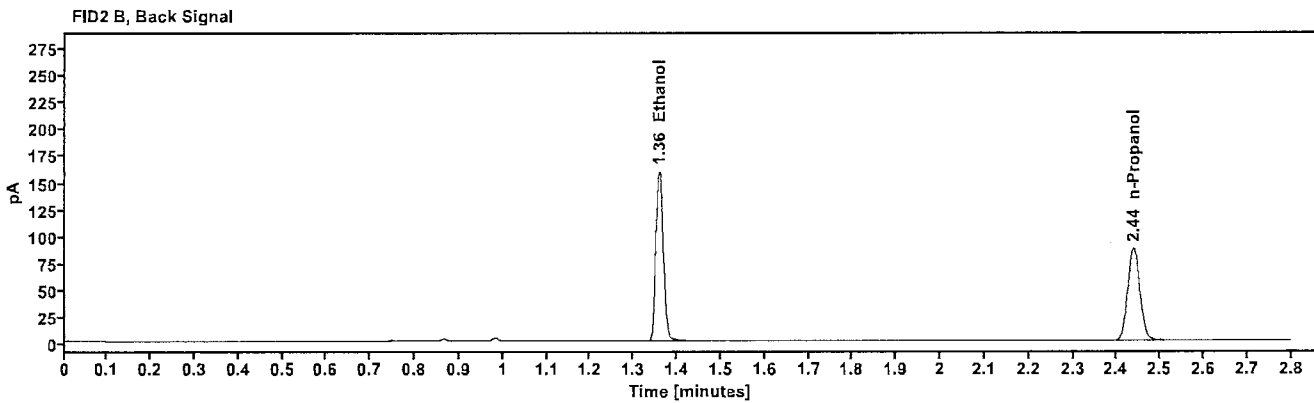
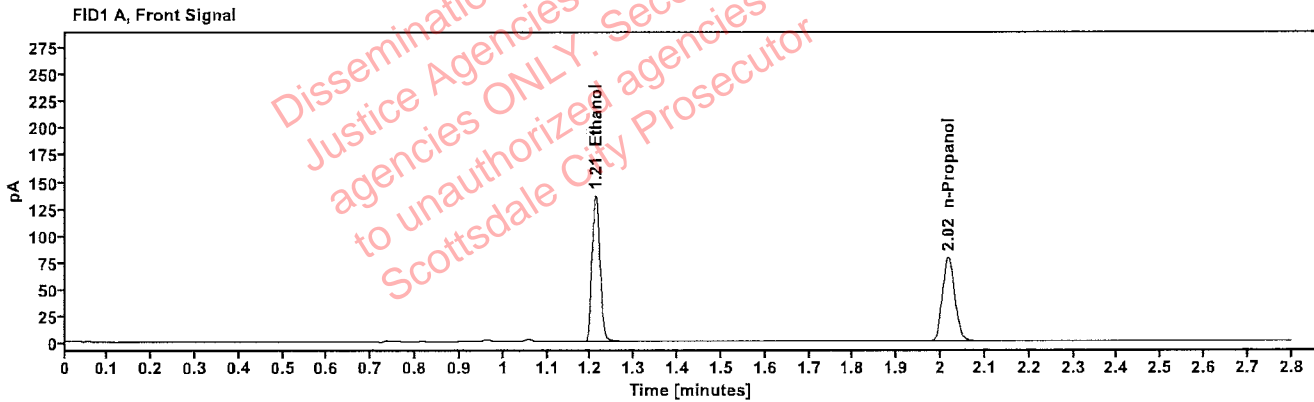


Table 1: FID 1 A (column DB-ALC1)

Compound	Amount (g/100mL)	Time (min)	Peak Area
>Ethanol	0.2722	1.211	173.240
n-Propanol	---	2.017	156.215

Table 2: FID 2 B (column DB-ALC2)

Compound	Time (min)	Peak Area
Ethanol	1.359	190.471
n-Propanol	2.438	170.767

### Scottsdale Police Department Crime Lab Volatiles Analysis

Sample:	2325315-1	Vial:	34
Description:	[REDACTED]	LIMS ID:	[REDACTED]
Method:	ethanol quant.M	Sequence:	15Dec23
Instrument:	US14173023 CN14160045	Injection date:	12/15/2023 6:20:35 PM
Data file:	C:\Chem32\1\Data\15Dec23\34.D	Analyst:	Abbott

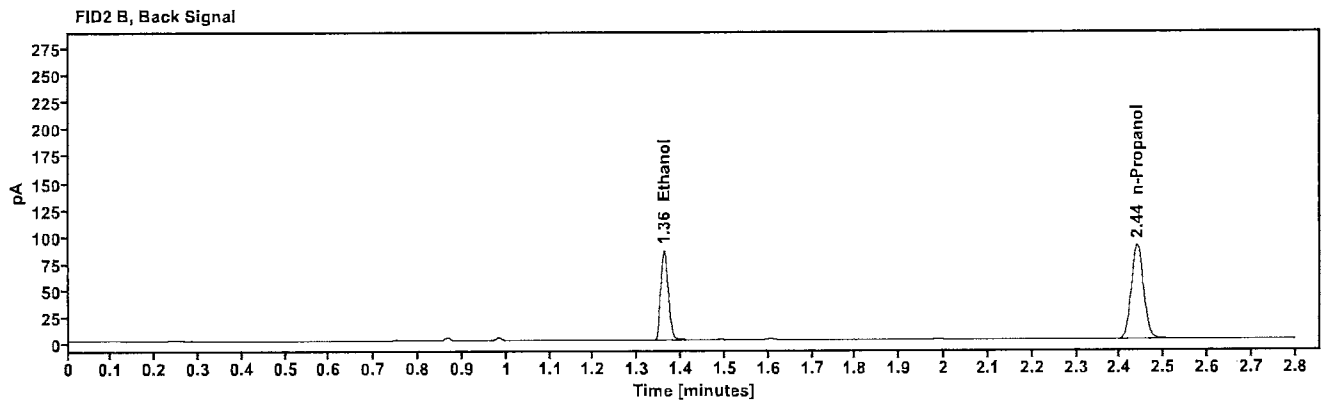
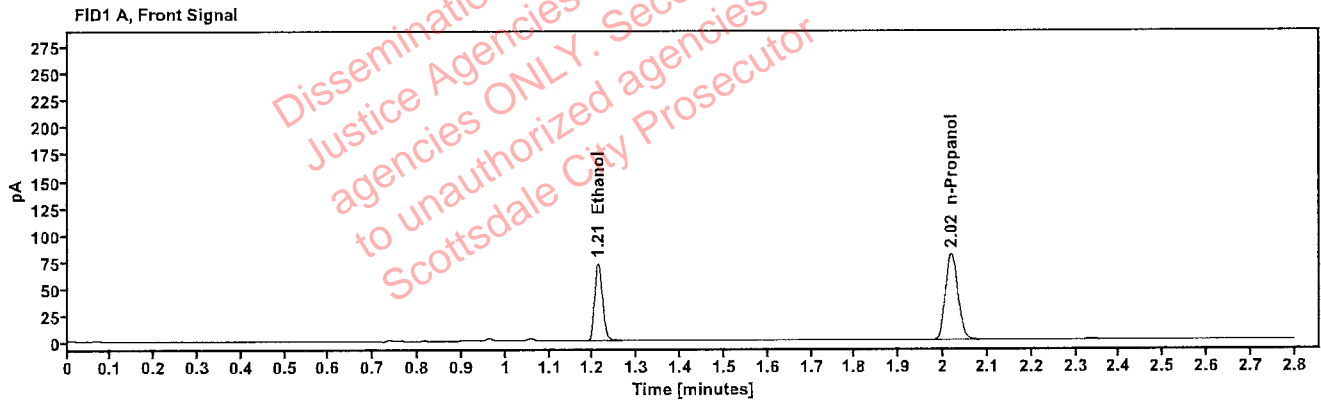


Table 1: FID 1 A (column DB-ALC1)

Compound	Amount (g/100mL)	Time (min)	Peak Area
>Ethanol	0.1423	1.212	92.689
n-Propanol	—	2.018	160.841

Table 2: FID 2 B (column DB-ALC2)

Compound	Time (min)	Peak Area
Ethanol	1.361	102.072
n-Propanol	2.440	175.170

: Abbott, Lori - (19-Dec-2023)

Case: User: LAbbott 12/19/2023

### Scottsdale Police Department Crime Lab Volatiles Analysis

Sample:	2325315-1	Vial:	35
Description:		LIMS ID:	
Method:	ethanol quant.M	Sequence:	15Dec23
Instrument:	US14173023 CN14160045	Injection date:	12/15/2023 6:24:35 PM
Data file:	C:\Chem32\1\Data\15Dec23\35.D	Analyst:	Abbott

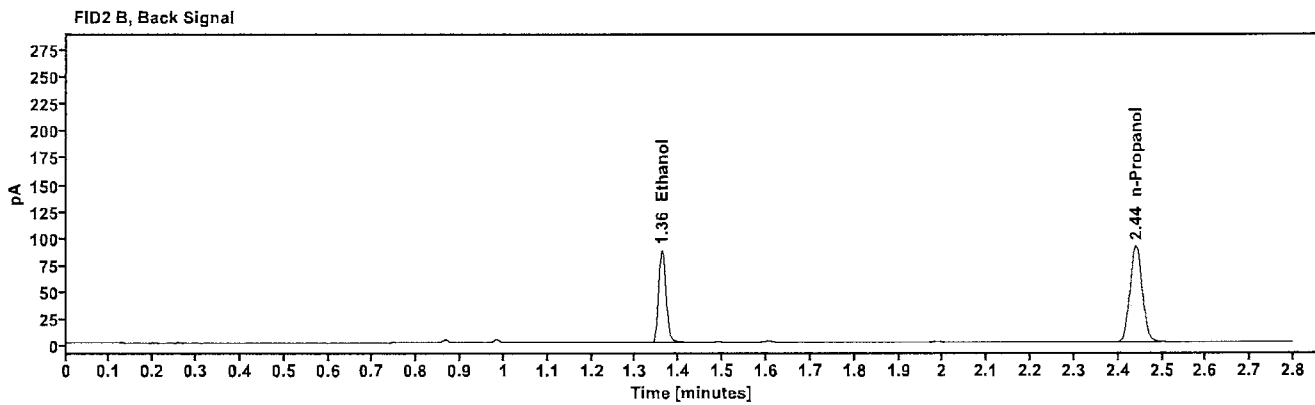
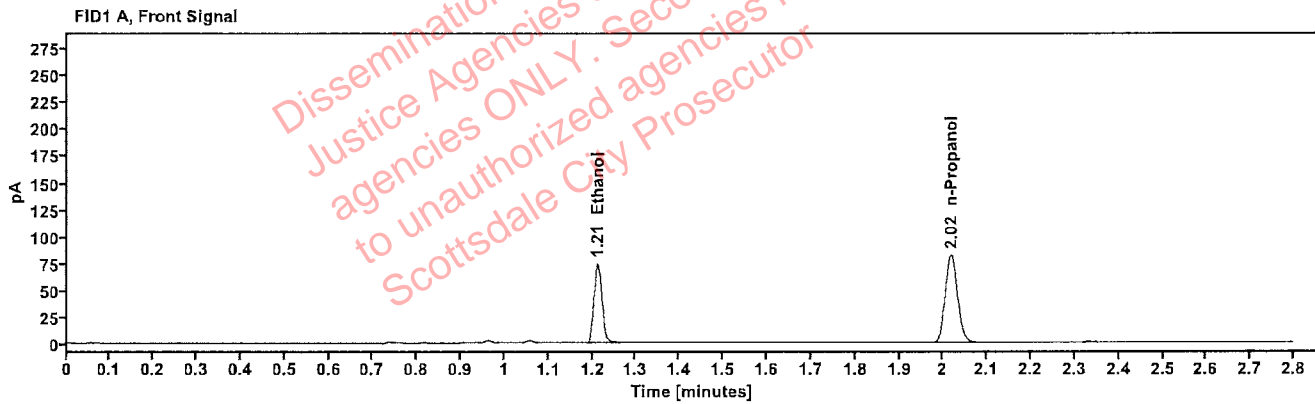


Table 1: FID 1 A (column DB-ALC1)

Compound	Amount (g/100mL)	Time (min)	Peak Area
>Ethanol	0.1431	1.212	94.599
n-Propanol	-----	2.018	163.252

Table 2: FID 2 B (column DB-ALC2)

Compound	Time (min)	Peak Area
Ethanol	1.360	104.061
n-Propanol	2.440	177.978



### Scottsdale Police Department Crime Lab Volatiles Analysis

Sample:	2325314-1	Vial:	36
Description:	[REDACTED]	LIMS ID:	[REDACTED]
Method:	ethanol quant.M	Sequence:	15Dec23
Instrument:	US14173023 CN14160045	Injection date:	12/15/2023 6:28:35 PM
Data file:	C:\Chem32\1\Data\15Dec23\36.D	Analyst:	Abbott

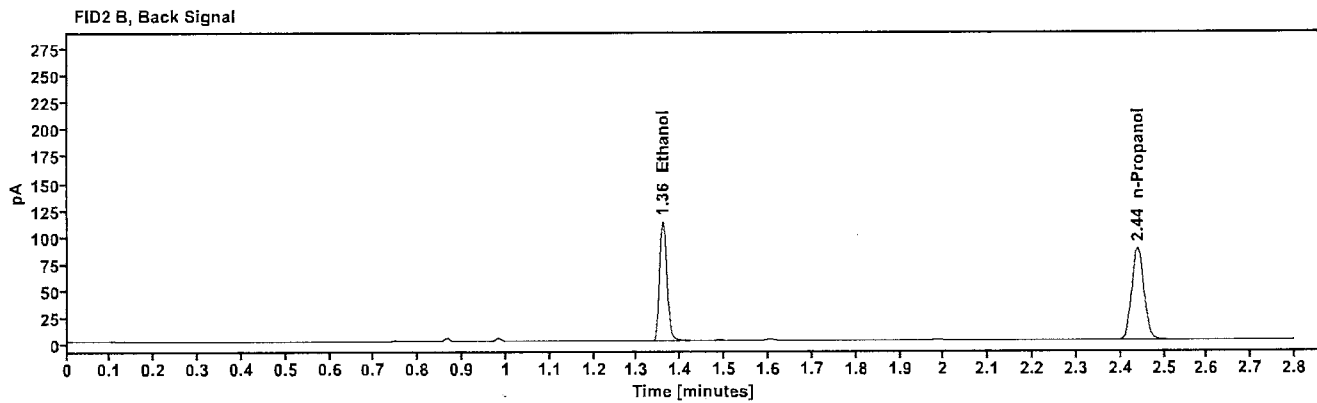
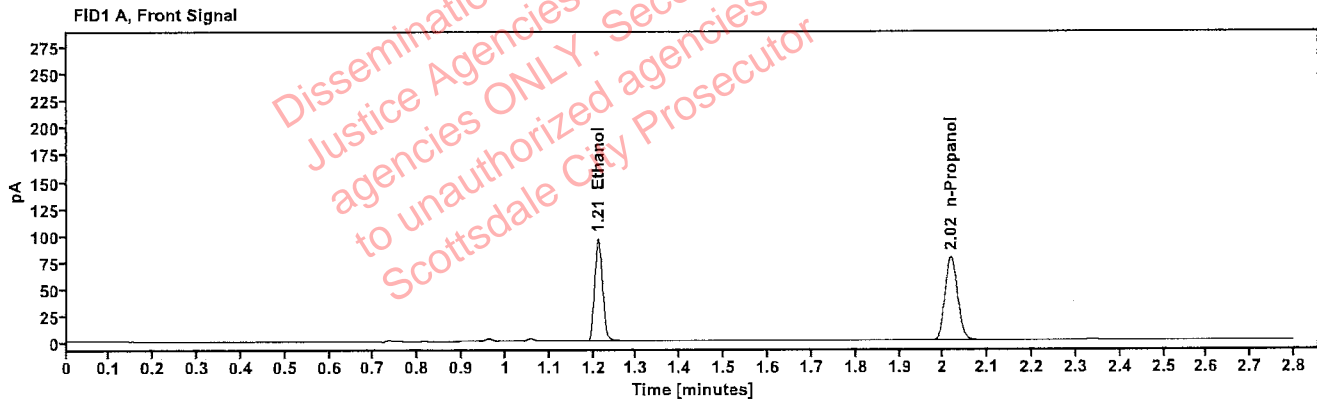


Table 1: FID 1 A (column DB-ALC1)

Compound	Amount (g/100mL)	Time (min)	Peak Area
>Ethanol	0.1921	1.211	122.038
n-Propanol	-----	2.017	156.401

Table 2: FID 2 B (column DB-ALC2)

Compound	Time (min)	Peak Area
Ethanol	1.359	134.438
n-Propanol	2.439	170.514

Abbott, Lori - (19-Dec-2023)

Case: User: LAbbott 12/19/2023

### Scottsdale Police Department Crime Lab Volatiles Analysis

Sample:	2325314-1	Vial:	37
Description:		LIMS ID:	
Method:	ethanol quant.M	Sequence:	15Dec23
Instrument:	US14173023 CN14160045	Injection date:	12/15/2023 6:32:50 PM
Data file:	C:\Chem32\1\Data\15Dec23\37.D	Analyst:	Abbott

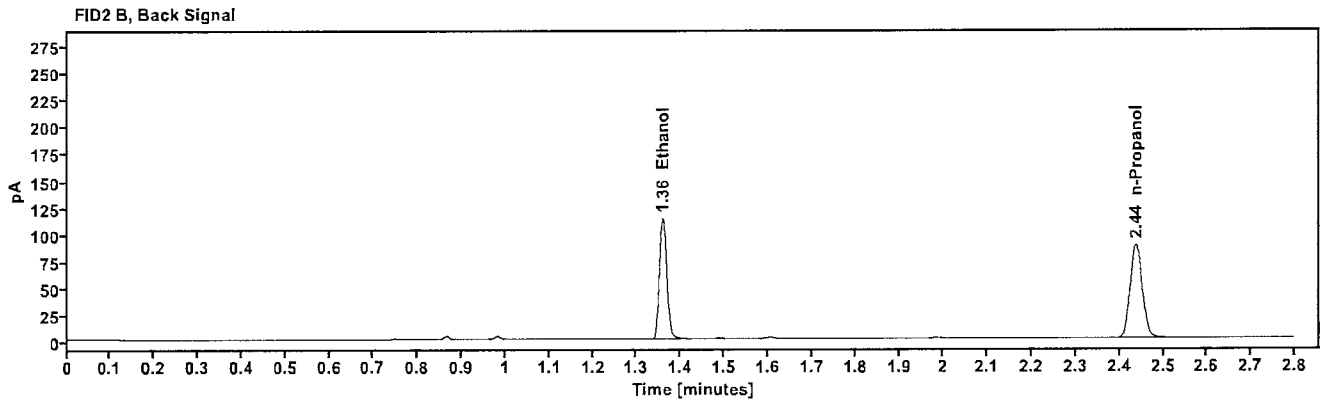
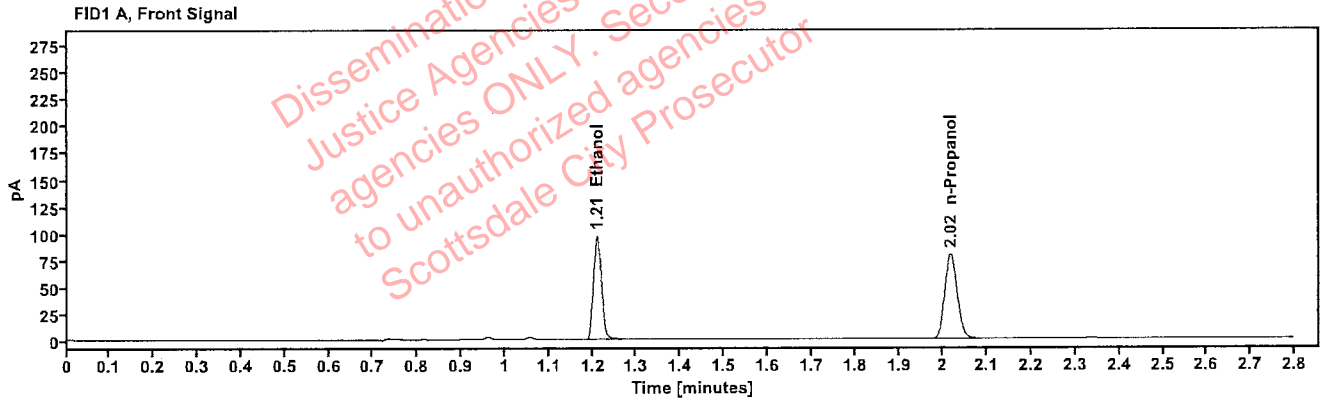


Table 1: FID 1 A (column DB-ALC1)

Compound	Amount (g/100mL)	Time (min)	Peak Area
>Ethanol	0.1915	1.211	123.064
n-Propanol	---	2.017	158.214

Table 2: FID 2 B (column DB-ALC2)

Compound	Time (min)	Peak Area
Ethanol	1.359	135.437
n-Propanol	2.438	172.428

### Scottsdale Police Department Crime Lab Volatiles Analysis

Sample:	2325325-1	Vial:	38
Description:		LIMS ID:	
Method:	ethanol quant.M	Sequence:	15Dec23
Instrument:	US14173023 CN14160045	Injection date:	12/15/2023 6:36:50 PM
Data file:	C:\Chem32\1\Data\15Dec23\38.D	Analyst:	Abbott

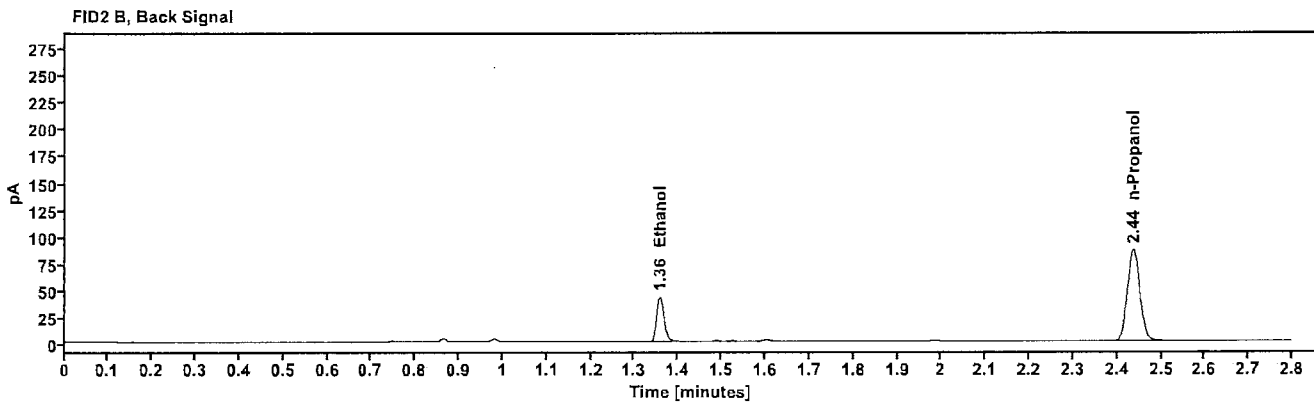
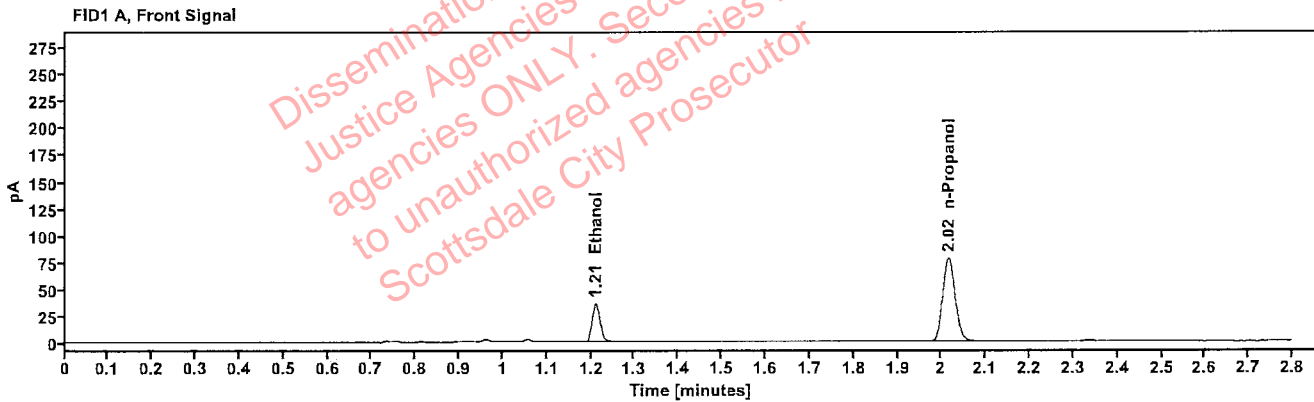


Table 1: FID 1 A (column DB-ALC1)

Compound	Amount (g/100mL)	Time (min)	Peak Area
>Ethanol	0.0739	1.211	46.020
n-Propanol	-----	2.016	155.591

Table 2: FID 2 B (column DB-ALC2)

Compound	Time (min)	Peak Area
Ethanol	1.358	50.740
n-Propanol	2.437	169.381

: Abbott, Lori - (19-Dec-2023)

Case: User: LAbbott 12/19/2023

### Scottsdale Police Department Crime Lab Volatiles Analysis

Sample:	2325325-1	Vial:	39
Description:		LIMS ID:	
Method:	ethanol quant.M	Sequence:	15Dec23
Instrument:	US14173023 CN14160045	Injection date:	12/15/2023 6:40:50 PM
Data file:	C:\Chem32\1\Data\15Dec23\39.D	Analyst:	Abbott

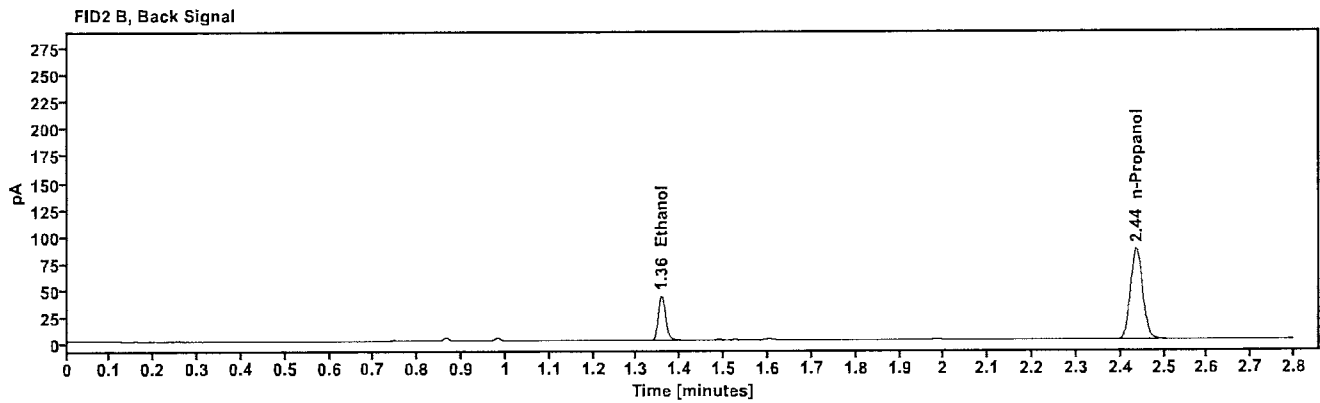
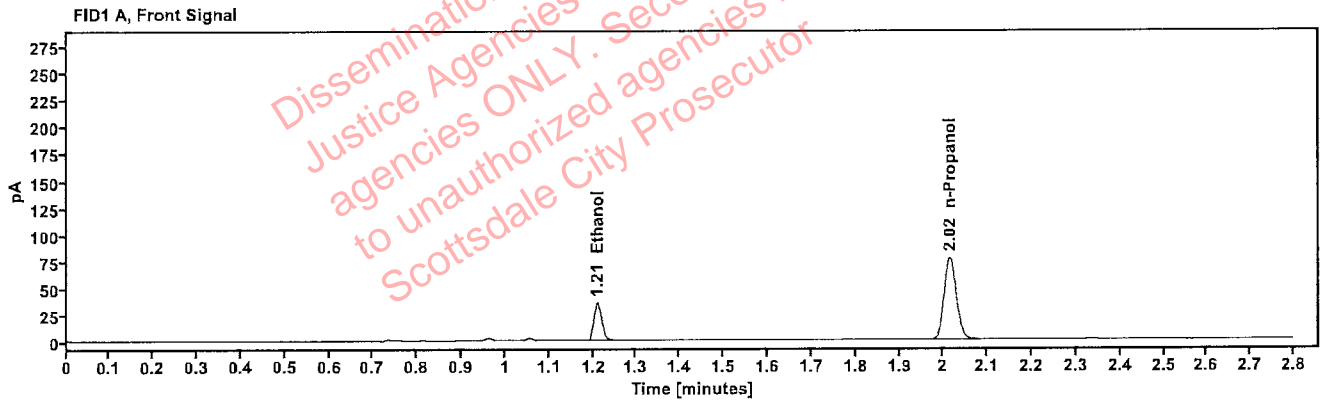


Table 1: FID 1 A (column DB-ALC1)

Compound	Amount (g/100mL)	Time (min)	Peak Area
>Ethanol	0.0738	1.210	45.421
n-Propanol	---	2.016	153.793

Table 2: FID 2 B (column DB-ALC2)

Compound	Time (min)	Peak Area
Ethanol	1.357	50.009
n-Propanol	2.436	167.425

: Abbott, Lori - (19-Dec-2023)

Case: [REDACTED] User: LAbbott 12/19/2023

### Scottsdale Police Department Crime Lab Volatiles Analysis

Sample:	2325328-1	Vial:	40
Description:	[REDACTED]	LIMS ID:	[REDACTED]
Method:	ethanol quant.M	Sequence:	15Dec23
Instrument:	US14173023 CN14160045	Injection date:	12/15/2023 6:44:50 PM
Data file:	C:\Chem32\1\Data\15Dec23\40.D	Analyst:	Abbott

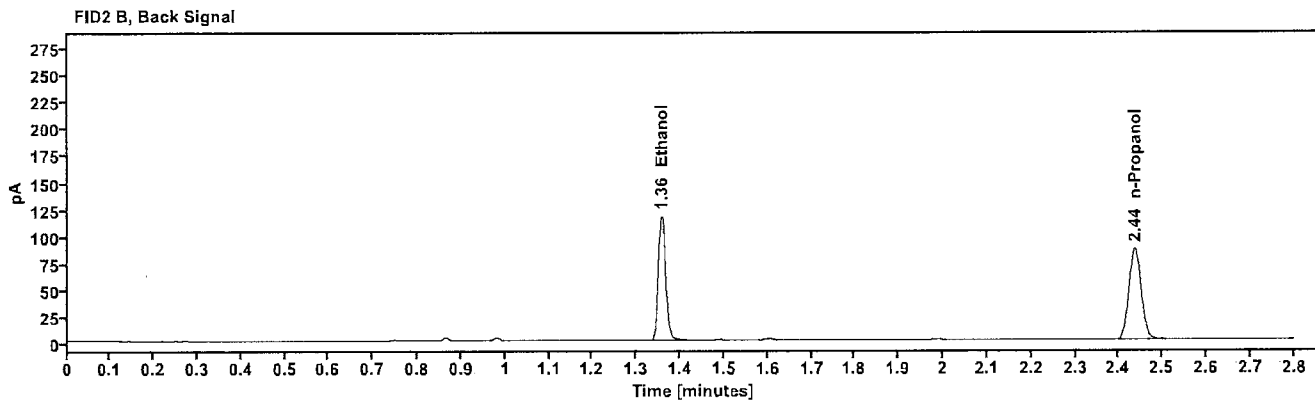
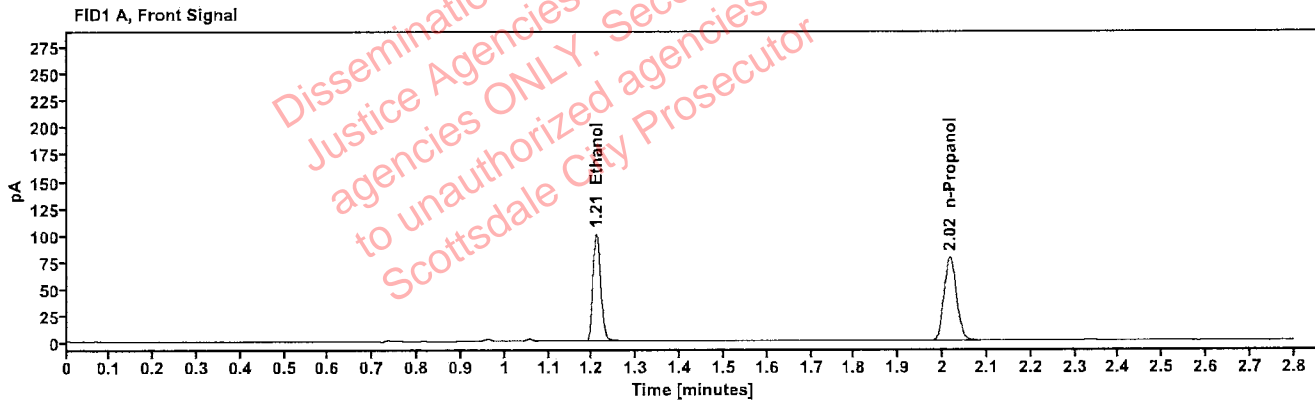


Table 1: FID 1 A (column DB-ALC1)

Compound	Amount (g/100mL)	Time (min)	Peak Area
>Ethanol	0.2004	1.210	126.786
n-Propanol	-----	2.016	155.670

Table 2: FID 2 B (column DB-ALC2)

Compound	Time (min)	Peak Area
Ethanol	1.357	139.582
n-Propanol	2.437	169.608

### Scottsdale Police Department Crime Lab Volatiles Analysis

Sample:	2325328-1	Vial:	41
Description:	[REDACTED]	LIMS ID:	[REDACTED]
Method:	ethanol quant.M	Sequence:	15Dec23
Instrument:	US14173023 CN14160045	Injection date:	12/15/2023 6:48:49 PM
Data file:	C:\Chem32\1\Data\15Dec23\41.D	Analyst:	Abbott

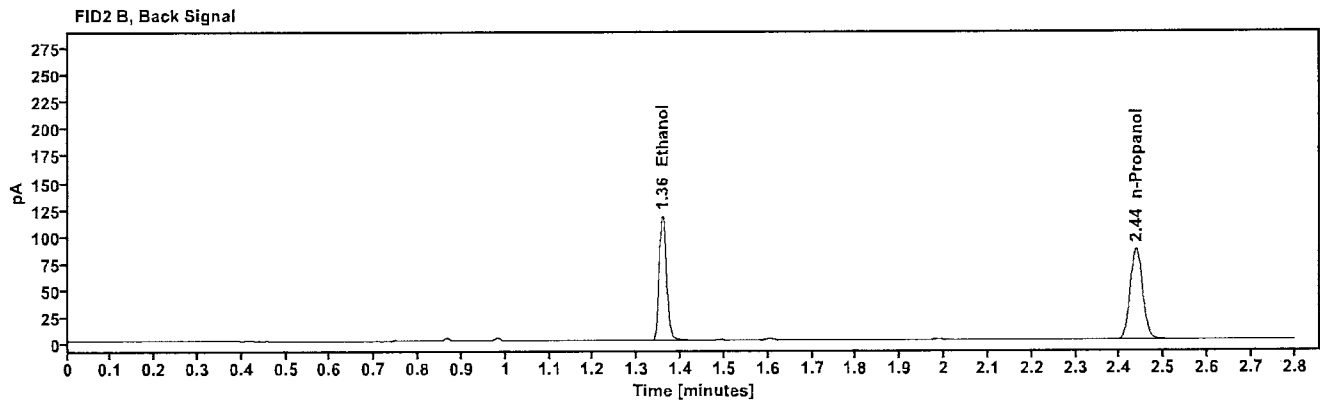
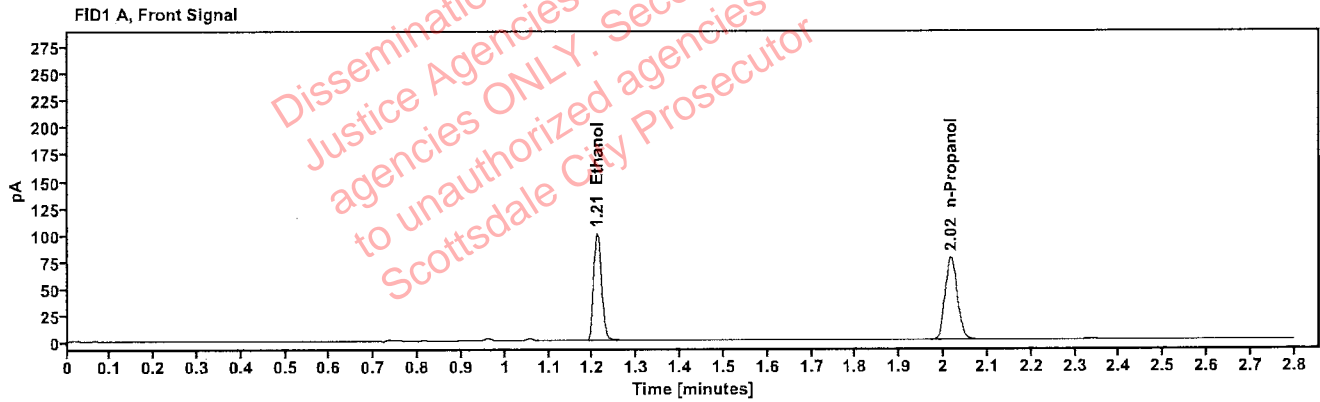


Table 1: FID 1 A (column DB-ALC1)

Compound	Amount (g/100mL)	Time (min)	Peak Area
>Ethanol	0.2020	1.210	126.631
n-Propanol	-----	2.016	154.243

Table 2: FID 2 B (column DB-ALC2)

Compound	Time (min)	Peak Area
Ethanol	1.358	139.353
n-Propanol	2.437	168.335

[REDACTED]: Abbott, Lori - (19-Dec-2023)

Case: [REDACTED] User: LAbbott 12/19/2023

### Scottsdale Police Department Crime Lab Volatiles Analysis

Sample:	2325396-3	Vial:	43
Description:	[REDACTED]	LIMS ID:	[REDACTED]
Method:	ethanol quant.M	Sequence:	15Dec23
Instrument:	US14173023 CN14160045	Injection date:	12/15/2023 6:57:05 PM
Data file:	C:\Chem32\1\Data\15Dec23\43.D	Analyst:	Abbott

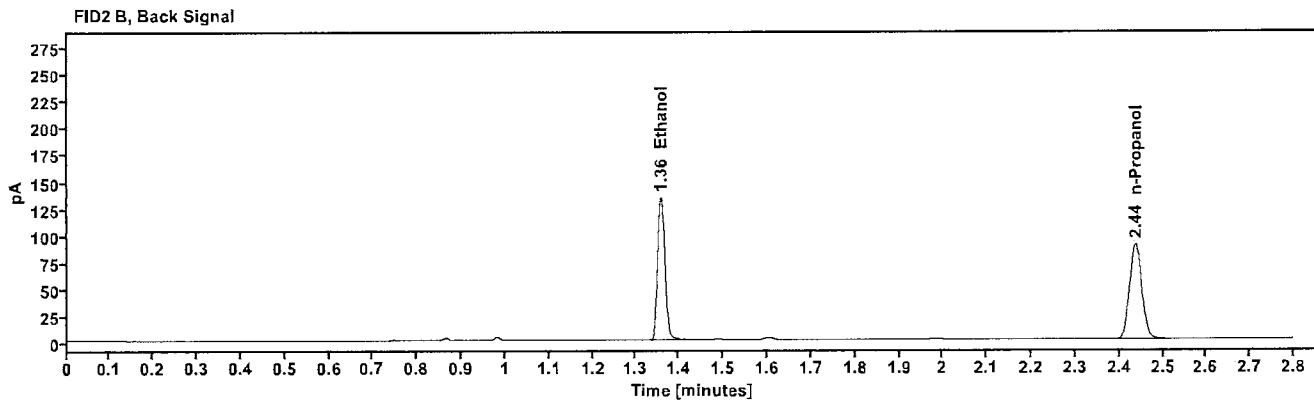
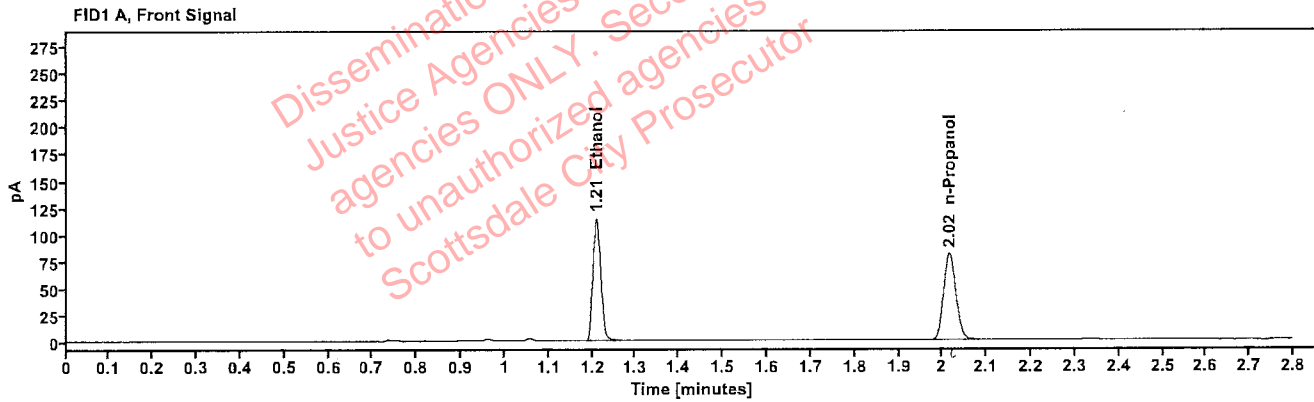


Table 1: FID 1 A (column DB-ALC1)

Compound	Amount (g/100mL)	Time (min)	Peak Area
>Ethanol	0.2212	1.210	144.713
n-Propanol	-----	2.016	160.865

Table 2: FID 2 B (column DB-ALC2)

Compound	Time (min)	Peak Area
Ethanol	1.358	159.429
n-Propanol	2.437	175.177

### Scottsdale Police Department Crime Lab Volatiles Analysis

Sample:	2325396-3	Vial:	44
Description:	[REDACTED]	LIMS ID:	[REDACTED]
Method:	ethanol quant.M	Sequence:	15Dec23
Instrument:	US14173023 CN14160045	Injection date:	12/15/2023 7:01:06 PM
Data file:	C:\Chem32\11\Data\15Dec23\44.D	Analyst:	Abbott

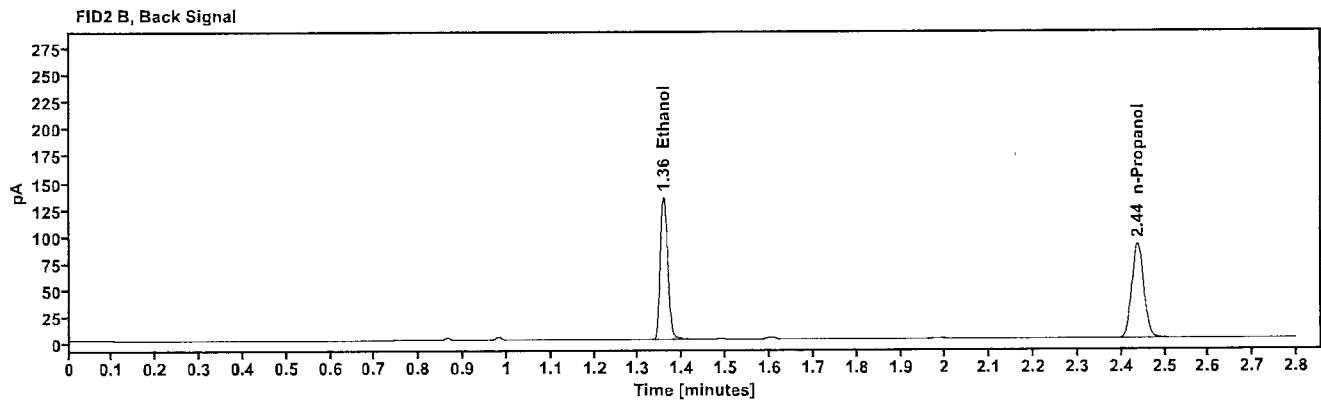
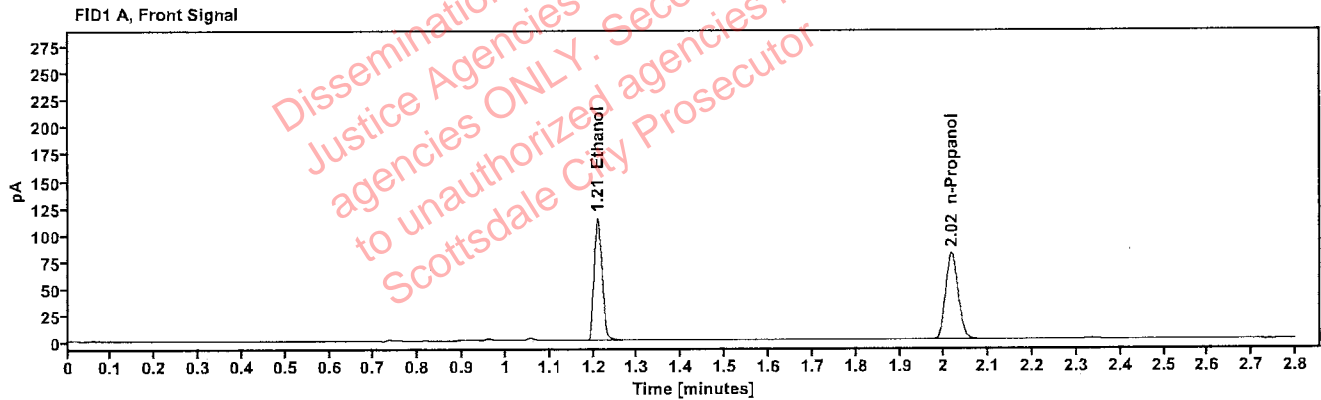


Table 1: FID 1 A (column DB-ALC1)

Compound	Amount (g/100mL)	Time (min)	Peak Area
>Ethanol	0.2212	1.210	144.645
n-Propanol	-----	2.016	160.739

Table 2: FID 2 B (column DB-ALC2)

Compound	Time (min)	Peak Area
Ethanol	1.358	159.372
n-Propanol	2.437	174.905



### Scottsdale Police Department Crime Lab Volatiles Analysis

Sample:	2325400-2	Vial:	45
Description:		LIMS ID:	
Method:	ethanol quant.M	Sequence:	15Dec23
Instrument:	US14173023 CN14160045	Injection date:	12/15/2023 7:05:06 PM
Data file:	C:\Chem32\1\Data\15Dec23\45.D	Analyst:	Abbott

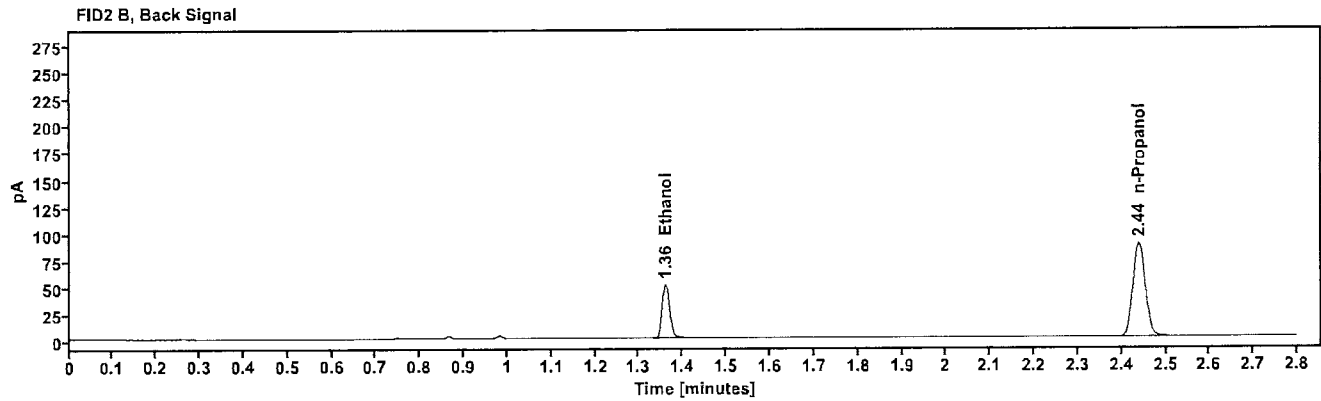
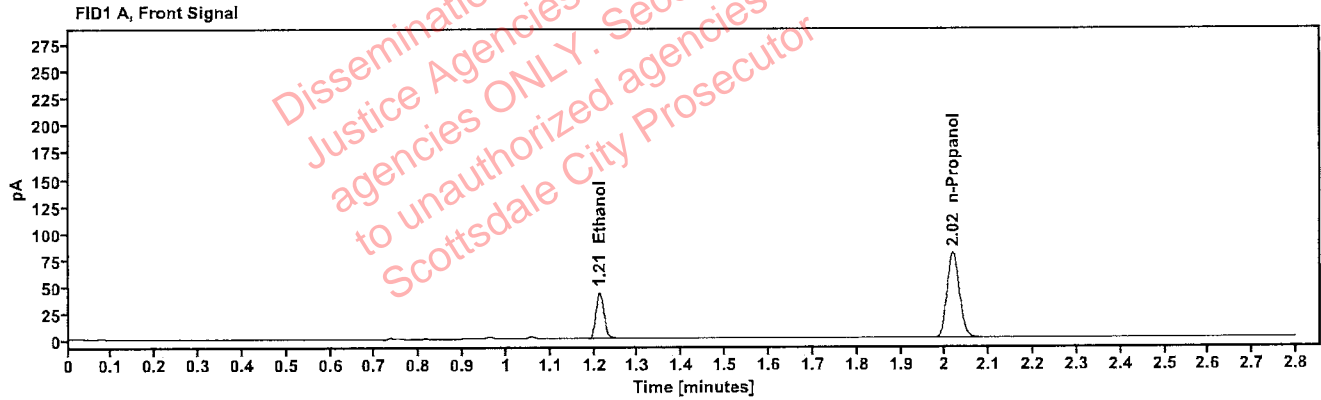


Table 1: FID 1 A (column DB-ALC1)

Compound	Amount (g/100mL)	Time (min)	Peak Area
>Ethanol	0.0871	1.212	55.292
n-Propanol	----	2.017	158.130

Table 2: FID 2 B (column DB-ALC2)

Compound	Time (min)	Peak Area
Ethanol	1.360	60.563
n-Propanol	2.439	172.896

: Abbott, Lori - (19-Dec-2023)

Case: User: LAbbott 12/19/2023

### Scottsdale Police Department Crime Lab Volatiles Analysis

Sample:	2325400-2	Vial:	46
Description:		LIMS ID:	
Method:	ethanol quant.M	Sequence:	15Dec23
Instrument:	US14173023 CN14160045	Injection date:	12/15/2023 7:09:06 PM
Data file:	C:\Chem32\1\Data\15Dec23\46.D	Analyst:	Abbott

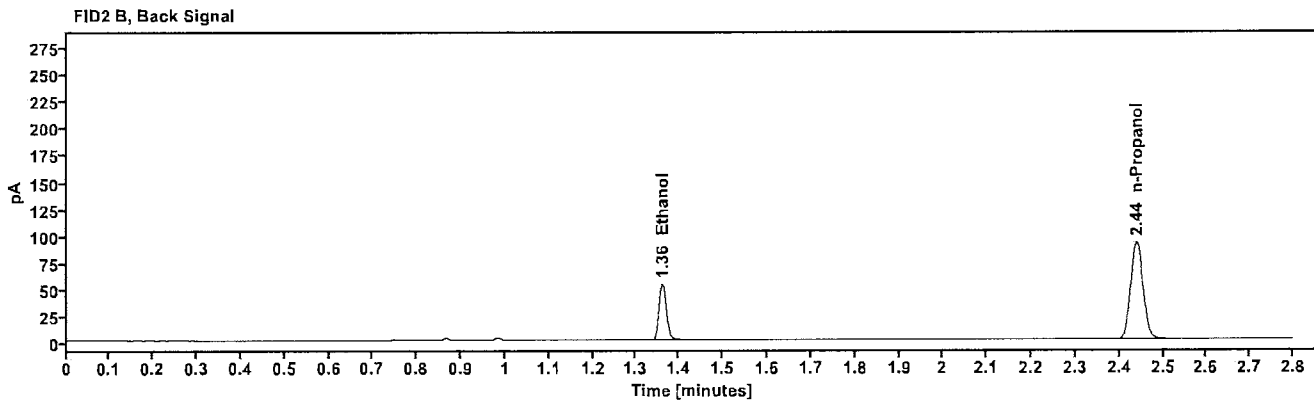
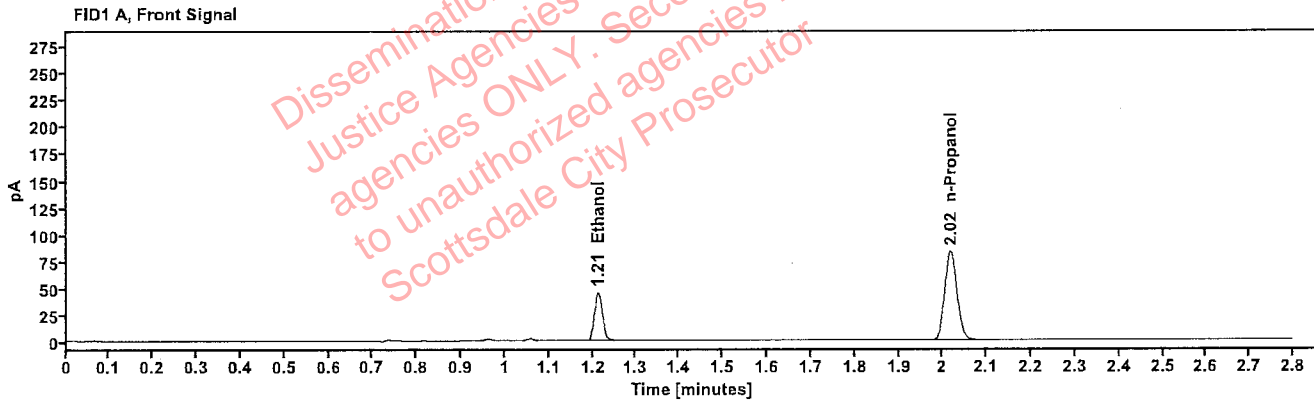


Table 1: FID 1 A (column DB-ALC1)

Compound	Amount (g/100mL)	Time (min)	Peak Area
>Ethanol	0.0875	1.212	58.023
n-Propanol	-----	2.018	165.036

Table 2: FID 2 B (column DB-ALC2)

Compound	Time (min)	Peak Area
Ethanol	1.361	63.481
n-Propanol	2.440	180.512

[REDACTED]: Abbott, Lori - (19-Dec-2023)

Case: [REDACTED] User: LAbbott 12/19/2023

### Scottsdale Police Department Crime Lab Volatiles Analysis

Sample:	2325247-3	Vial:	47
Description:	[REDACTED]	LIMS ID:	[REDACTED]
Method:	ethanol quant.M	Sequence:	15Dec23
Instrument:	US14173023 CN14160045	Injection date:	12/15/2023 7:13:05 PM
Data file:	C:\Chem32\1\Data\15Dec23\47.D	Analyst:	Abbott

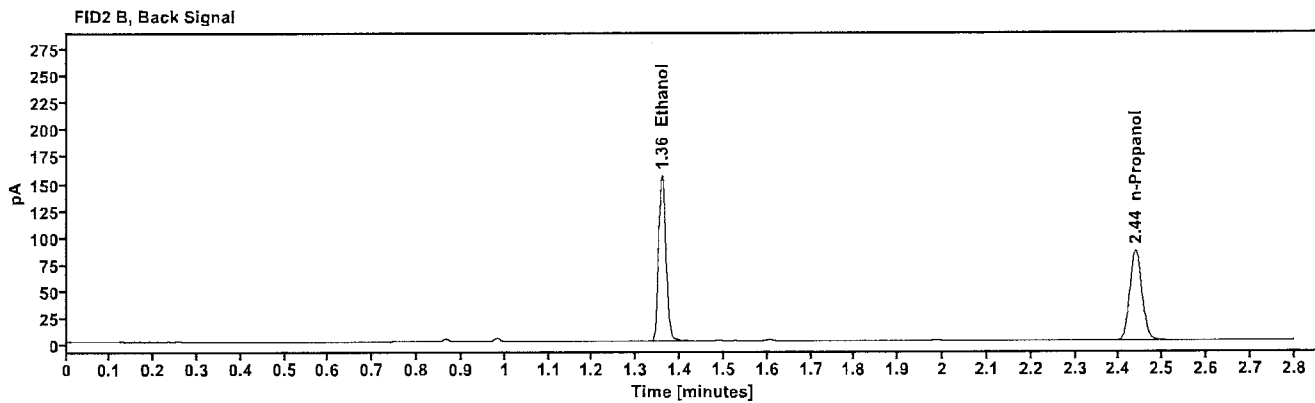
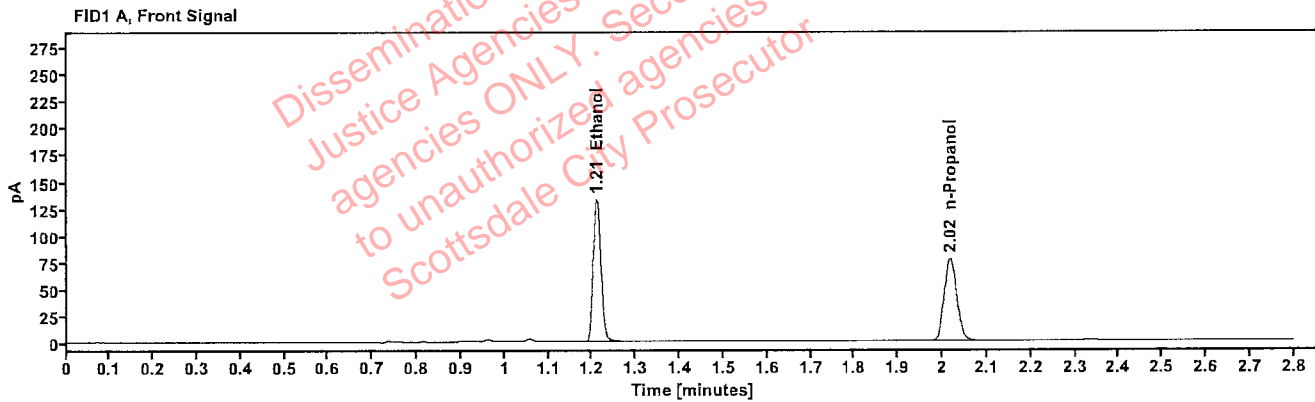


Table 1: FID 1 A (column DB-ALC1)

Compound	Amount (g/100mL)	Time (min)	Peak Area
>Ethanol	0.2696	1.210	168.132
n-Propanol	-----	2.017	153.107

Table 2: FID 2 B (column DB-ALC2)

Compound	Time (min)	Peak Area
Ethanol	1.358	185.013
n-Propanol	2.438	166.906

: Abbott, Lori - (19-Dec-2023)

Case: [REDACTED] User: LAbbott 12/19/2023

### Scottsdale Police Department Crime Lab Volatiles Analysis

Sample:	2325247-3	Vial:	48
Description:	[REDACTED]	LIMS ID:	[REDACTED]
Method:	ethanol quant.M	Sequence:	15Dec23
Instrument:	US14173023 CN14160045	Injection date:	12/15/2023 7:17:05 PM
Data file:	C:\Chem32\1\Data\15Dec23\48.D	Analyst:	Abbott

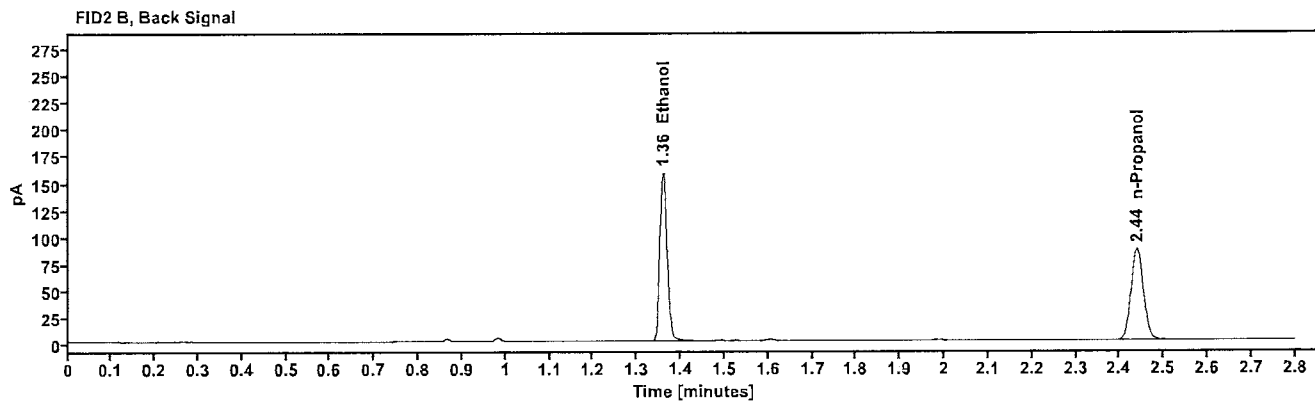
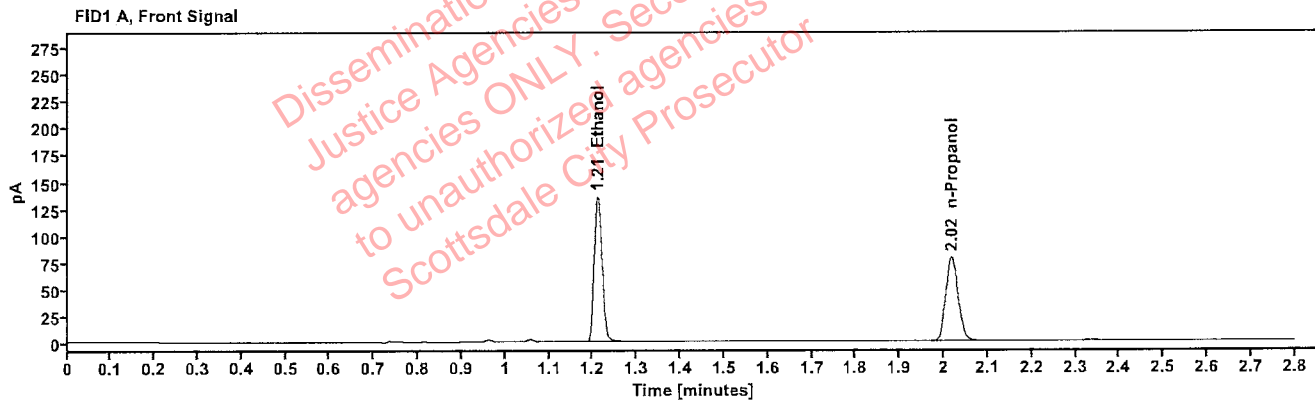


Table 1: FID 1 A (column DB-ALC1)

Compound	Amount (g/100mL)	Time (min)	Peak Area
>Ethanol	0.2705	1.211	171.680
n-Propanol	-----	2.017	155.760

Table 2: FID 2 B (column DB-ALC2)

Compound	Time (min)	Peak Area
Ethanol	1.359	190.258
n-Propanol	2.439	169.826

### Scottsdale Police Department Crime Lab Volatiles Analysis

Sample:	2325449-2	Vial:	49
Description:	[REDACTED]	LIMS ID:	[REDACTED]
Method:	ethanol quant.M	Sequence:	15Dec23
Instrument:	US14173023 CN14160045	Injection date:	12/15/2023 7:21:19 PM
Data file:	C:\Chem32\1\Data\15Dec23\49.D	Analyst:	Abbott

Dissemination is restricted to Criminal Justice Agencies and authorized agencies ONLY. Secondary dissemination to unauthorized agencies is PROHIBITED. Scottsdale City Prosecutor

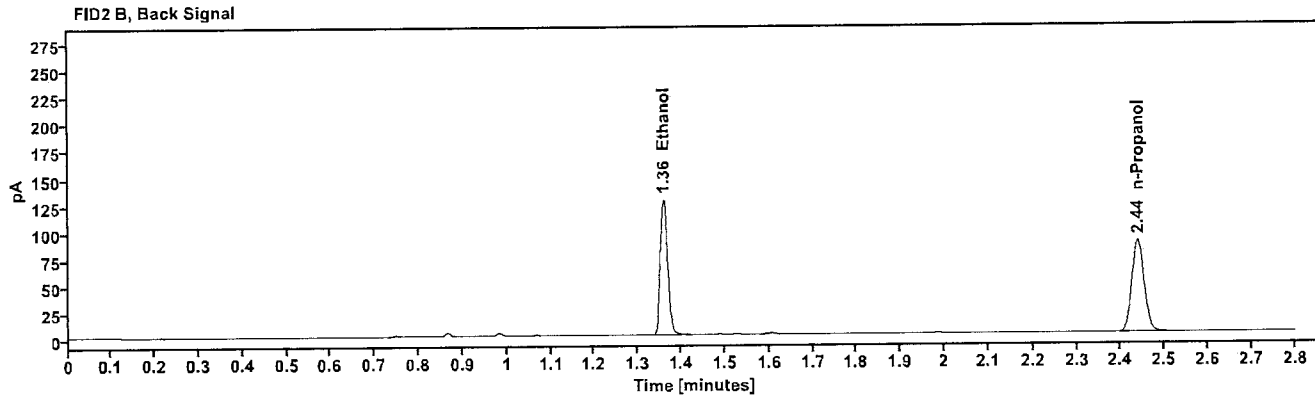
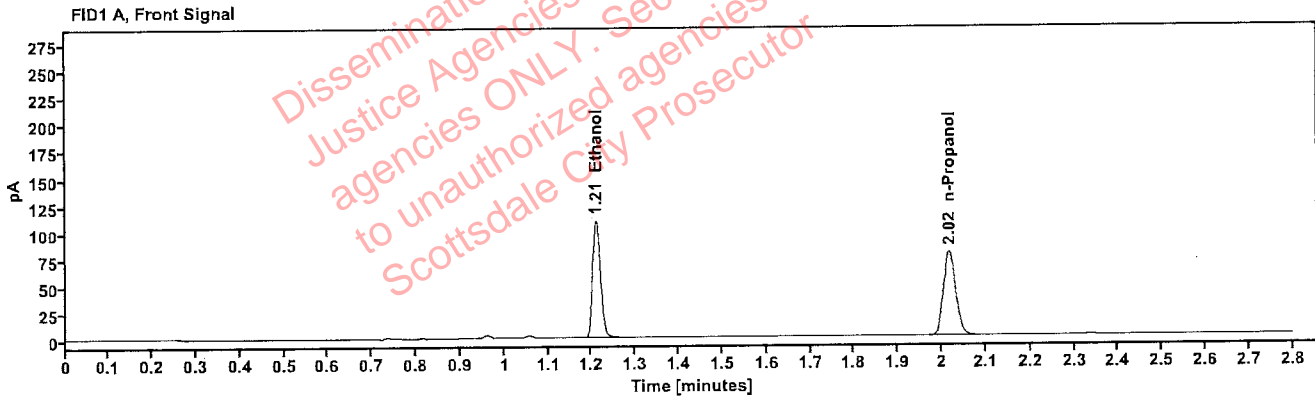


Table 1: FID 1 A (column DB-ALC1)

Compound	Amount (g/100mL)	Time (min)	Peak Area
>Ethanol	0.2174	1.211	138.683
n-Propanol	-----	2.017	156.853

Table 2: FID 2 B (column DB-ALC2)

Compound	Time (min)	Peak Area
Ethanol	1.359	152.480
n-Propanol	2.439	170.905

## Scottsdale Police Department Crime Lab Volatiles Analysis

Sample:	2325449-2	Vial:	50
Description:	[REDACTED]	LIMS ID:	[REDACTED]
Method:	ethanol quant.M	Sequence:	15Dec23
Instrument:	US14173023 CN14160045	Injection date:	12/15/2023 7:25:20 PM
Data file:	C:\Chem32\1\Data\15Dec23\50.D	Analyst:	Abbott

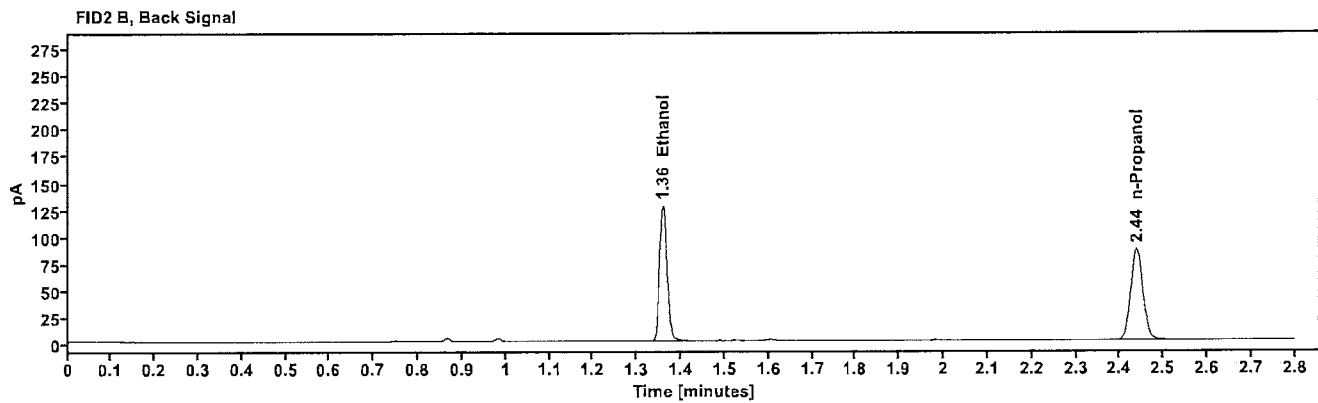
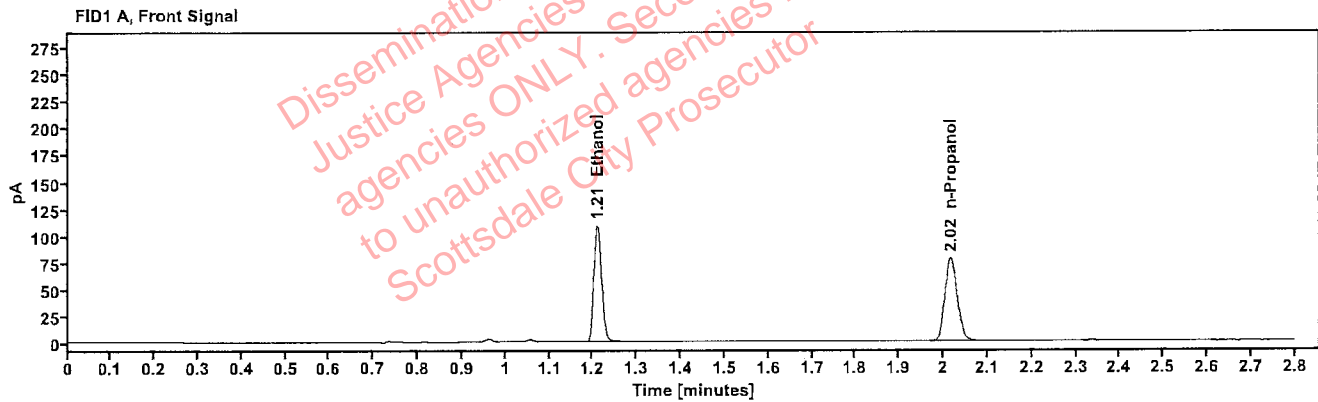


Table 1: FID 1 A (column DB-ALC1)

Compound	Amount (g/100mL)	Time (min)	Peak Area
>Ethanol	0.2182	1.210	137.660
n-Propanol	----	2.017	155.076

Table 2: FID 2 B (column DB-ALC2)

Compound	Time (min)	Peak Area
Ethanol	1.359	151.520
n-Propanol	2.438	168.979

: Abbott, Lori - (19-Dec-2023)

Case: [REDACTED] User: LAbbott 12/19/2023

### Scottsdale Police Department Crime Lab Volatiles Analysis

Sample:	2324950-2	Vial:	51
Description:	[REDACTED]	LIMS ID:	[REDACTED]
Method:	ethanol quant.M	Sequence:	15Dec23
Instrument:	US14173023 CN14160045	Injection date:	12/15/2023 7:29:20 PM
Data file:	C:\Chem32\1\Data\15Dec23\51.D	Analyst:	Abbott

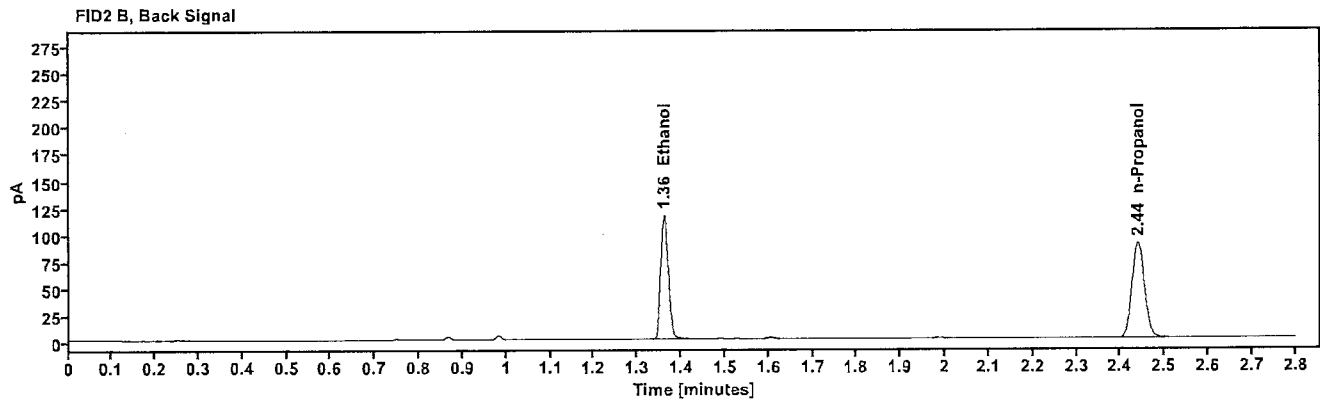
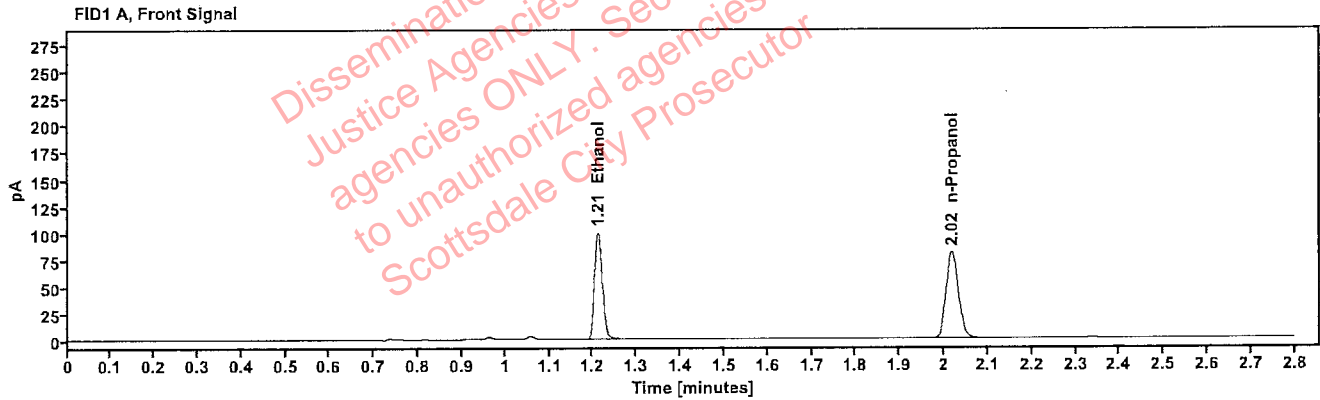


Table 1: FID 1 A (column DB-ALC1)

Compound	Amount (g/100mL)	Time (min)	Peak Area
>Ethanol	0.1946	1.212	127.194
n-Propanol	---	2.018	160.892

Table 2: FID 2 B (column DB-ALC2)

Compound	Time (min)	Peak Area
Ethanol	1.361	139.894
n-Propanol	2.440	175.149

Abbott, Lori - (19-Dec-2023)

Case: User: LAbbott 12/19/2023

### Scottsdale Police Department Crime Lab Volatiles Analysis

Sample:	2324950-2	Vial:	52
Description:		LIMS ID:	
Method:	ethanol quant.M	Sequence:	15Dec23
Instrument:	US14173023 CN14160045	Injection date:	12/15/2023 7:33:20 PM
Data file:	C:\Chem32\1\Data\15Dec23\52.D	Analyst:	Abbott

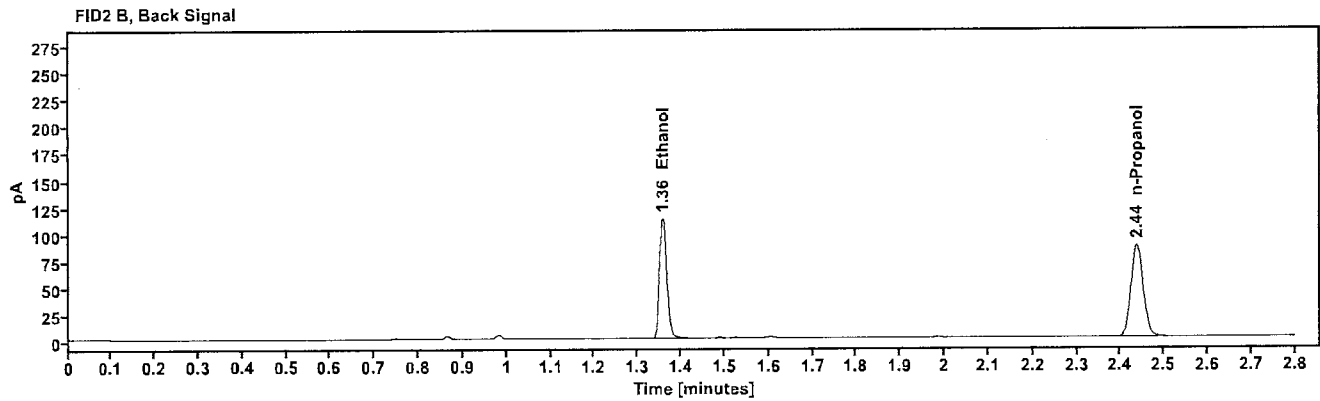
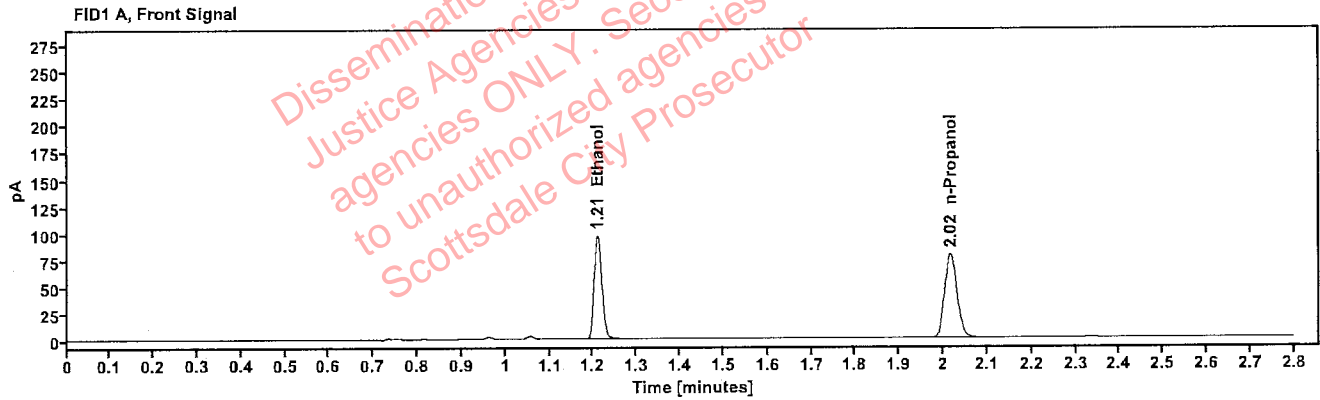


Table 1: FID 1 A (column DB-ALC1)

Compound	Amount (g/100mL)	Time (min)	Peak Area
>Ethanol	0.1924	1.210	122.432
n-Propanol	-----	2.016	156.626

Table 2: FID 2 B (column DB-ALC2)

Compound	Time (min)	Peak Area
Ethanol	1.358	134.701
n-Propanol	2.437	170.476



### Scottsdale Police Department Crime Lab Volatiles Analysis

Sample:	429-01F.T.	Vial:	54
Description:	[REDACTED]	LIMS ID:	[REDACTED]
Method:	ethanol quant.M	Sequence:	15Dec23
Instrument:	US14173023 CN14160045	Injection date:	12/15/2023 7:41:21 PM
Data file:	C:\Chem32\1\Data\15Dec23\54.D	Analyst:	Abbott

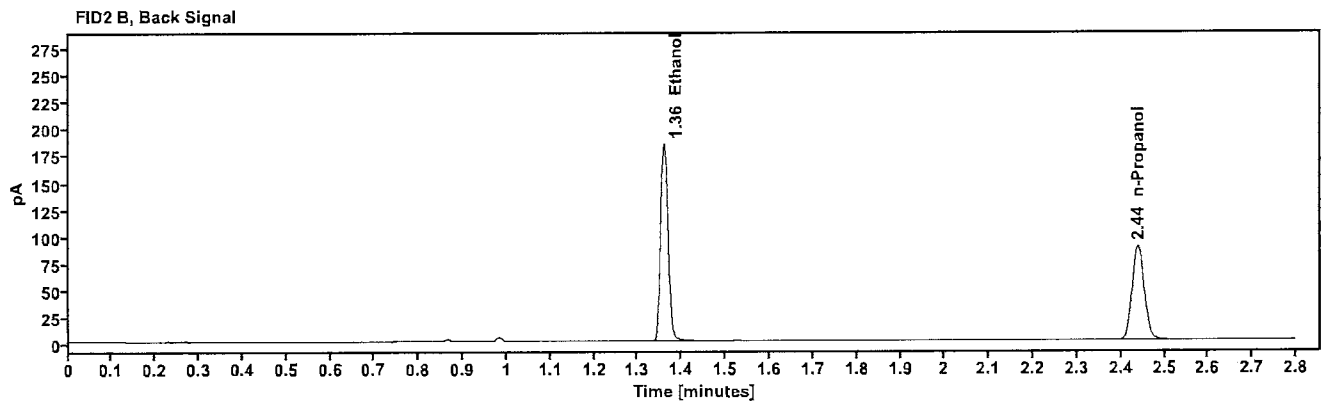
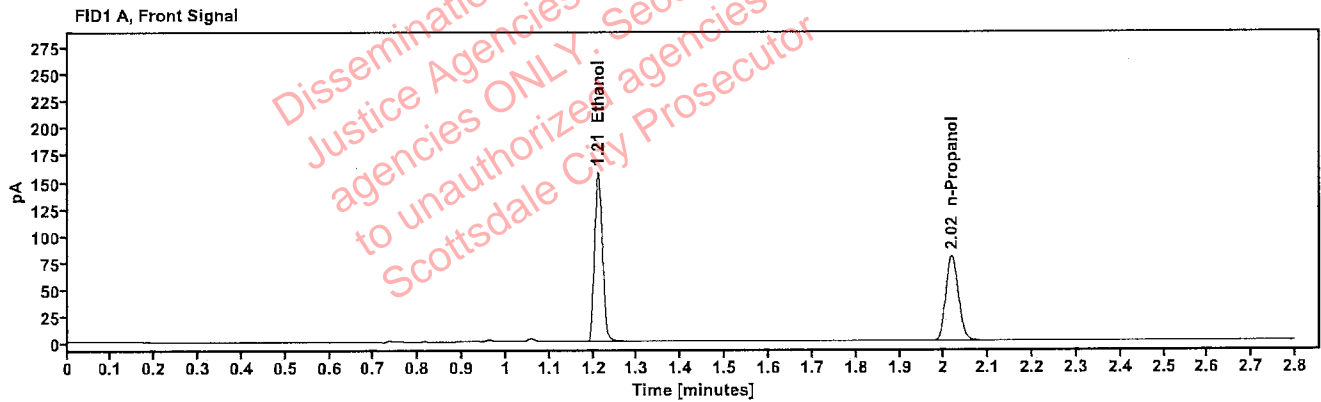


Table 1: FID 1 A (column DB-ALC1)

Compound	Amount (g/100mL)	Time (min)	Peak Area
>Ethanol	0.3112	1.211	200.766
n-Propanol	---	2.017	158.207

Table 2: FID 2 B (column DB-ALC2)

Compound	Time (min)	Peak Area
Ethanol	1.360	220.863
n-Propanol	2.439	172.811

### Scottsdale Police Department Crime Lab Volatiles Analysis

Sample:	429-01F.T.	Vial:	55
Description:	[REDACTED]	LIMS ID:	[REDACTED]
Method:	ethanol quant.M	Sequence:	15Dec23
Instrument:	US14173023 CN14160045	Injection date:	12/15/2023 7:45:35 PM
Data file:	C:\Chem32\1\Data\15Dec23\55.D	Analyst:	Abbott

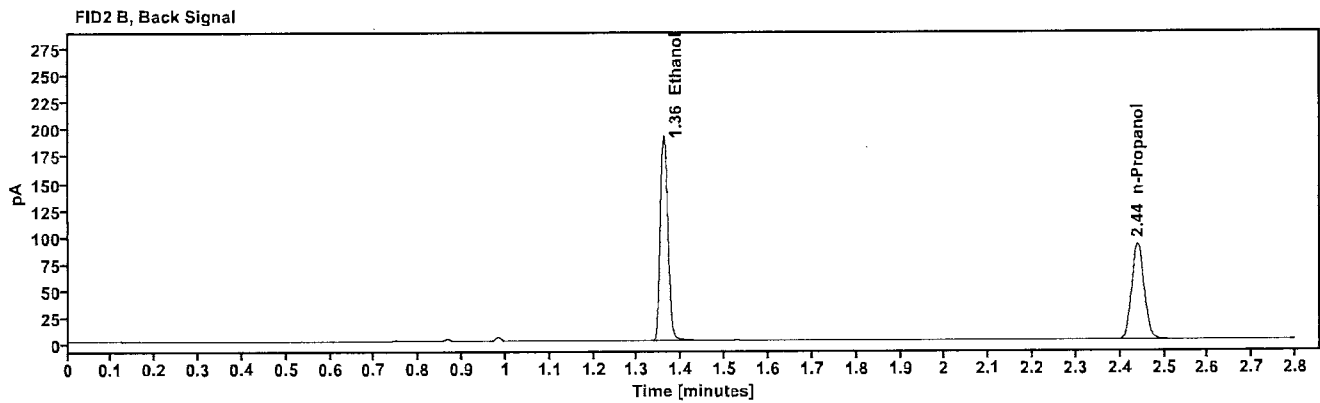
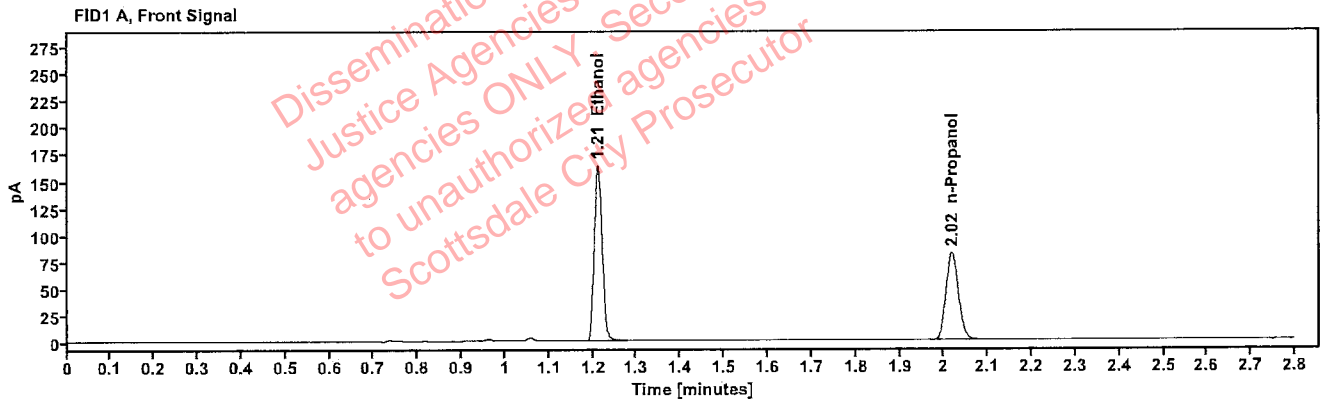


Table 1: FID 1 A (column DB-ALC1)

Compound	Amount (g/100mL)	Time (min)	Peak Area
>Ethanol	0.3155	1.211	209.118
n-Propanol	-----	2.018	162.559

Table 2: FID 2 B (column DB-ALC2)

Compound	Time (min)	Peak Area
Ethanol	1.360	230.027
n-Propanol	2.440	177.550

: Abbott, Lori - (19-Dec-2023)

Case: [REDACTED] User: LAbbott 12/19/2023

### Scottsdale Police Department Crime Lab Volatiles Analysis

Sample:	402-1S.M.	Vial:	56
Description:	[REDACTED]	LIMS ID:	[REDACTED]
Method:	ethanol quant.M	Sequence:	15Dec23
Instrument:	US14173023 CN14160045	Injection date:	12/15/2023 7:49:36 PM
Data file:	C:\Chem32\1\Data\15Dec23\56.D	Analyst:	Abbott

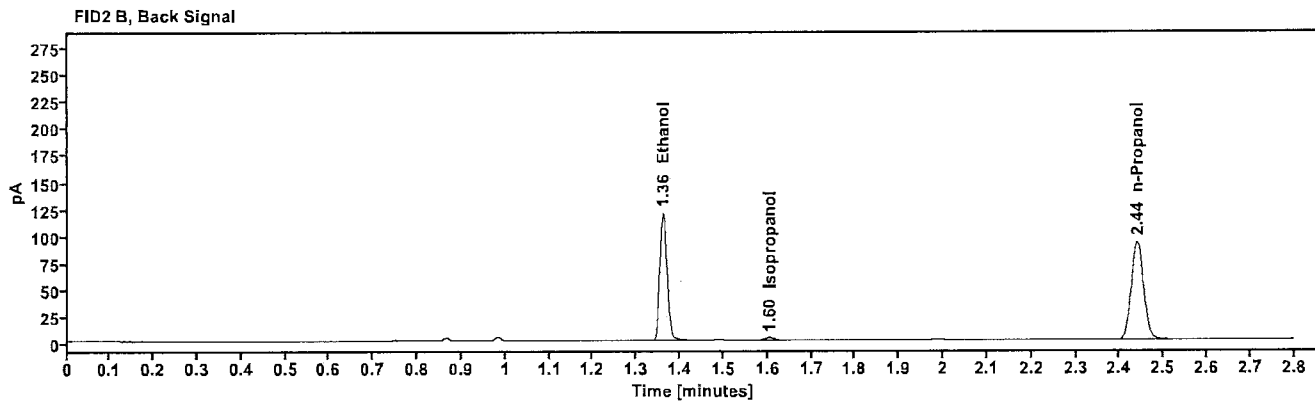
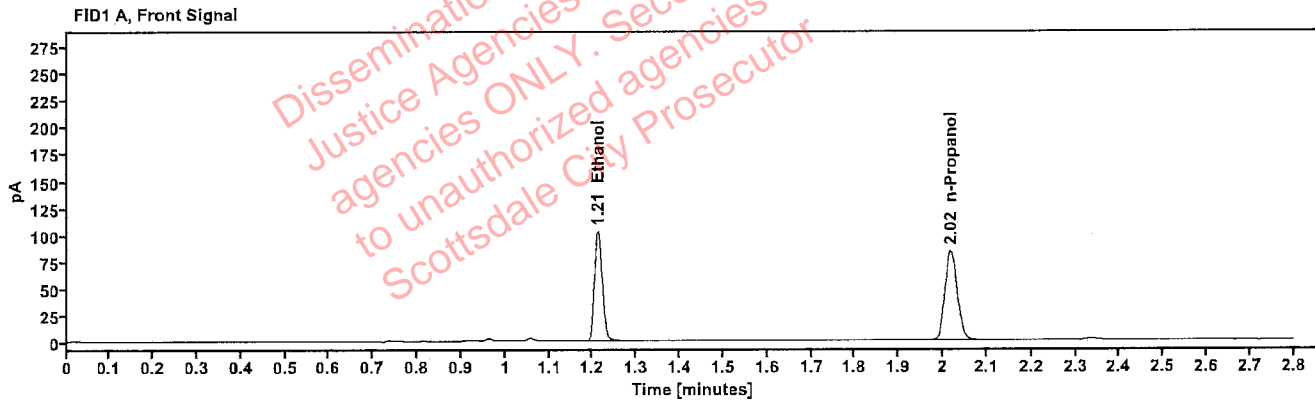


Table 1: FID 1 A (column DB-ALC1)

Compound	Amount (g/100mL)	Time (min)	Peak Area
>Ethanol	0.1921	1.212	130.462
n-Propanol	-----	2.018	167.144

Table 2: FID 2 B (column DB-ALC2)

Compound	Time (min)	Peak Area
Ethanol	1.361	143.656
Isopropanol	1.604	3.917
n-Propanol	2.440	181.541

### Scottsdale Police Department Crime Lab Volatiles Analysis

Sample:	402-1S.M.	Vial:	57
Description:	[REDACTED]	LIMS ID:	[REDACTED]
Method:	ethanol quant.M	Sequence:	15Dec23
Instrument:	US14173023 CN14160045	Injection date:	12/15/2023 7:53:35 PM
Data file:	C:\Chem32\1\Data\15Dec23\57.D	Analyst:	Abbott

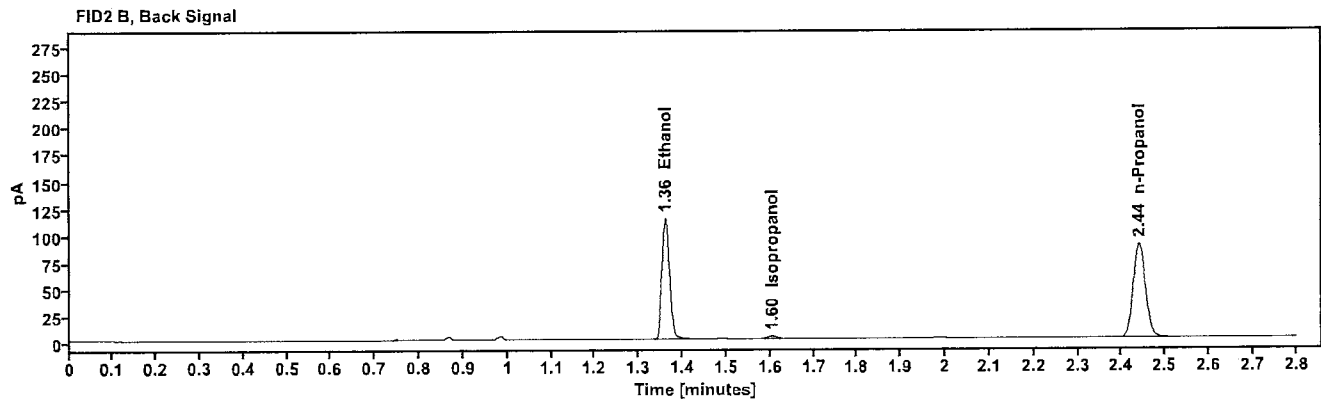
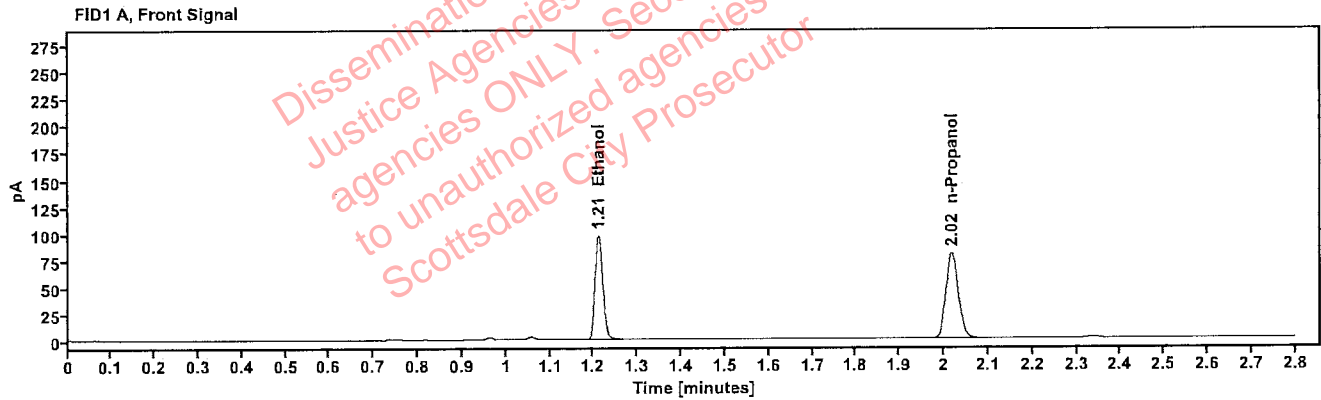


Table 1: FID 1 A (column DB-ALC1)

Compound	Amount (g/100mL)	Time (min)	Peak Area
>Ethanol	0.1908	1.212	124.128
n-Propanol	-----	2.018	160.115

Table 2: FID 2 B (column DB-ALC2)

Compound	Time (min)	Peak Area
Ethanol	1.361	136.675
Isopropanol	1.604	3.953
n-Propanol	2.440	174.045

### Scottsdale Police Department Crime Lab Volatiles Analysis

Sample:	409-01D.S.	Vial:	58
Description:	[REDACTED]	LIMS ID:	[REDACTED]
Method:	ethanol quant.M	Sequence:	15Dec23
Instrument:	US14173023 CN14160045	Injection date:	12/15/2023 7:57:35 PM
Data file:	C:\Chem32\1\Data\15Dec23\58.D	Analyst:	Abbott

Dissemination is restricted to Criminal Justice Agencies and authorized agencies ONLY. Secondary dissemination to unauthorized agencies is PROHIBITED. Scottsdale City Prosecutor

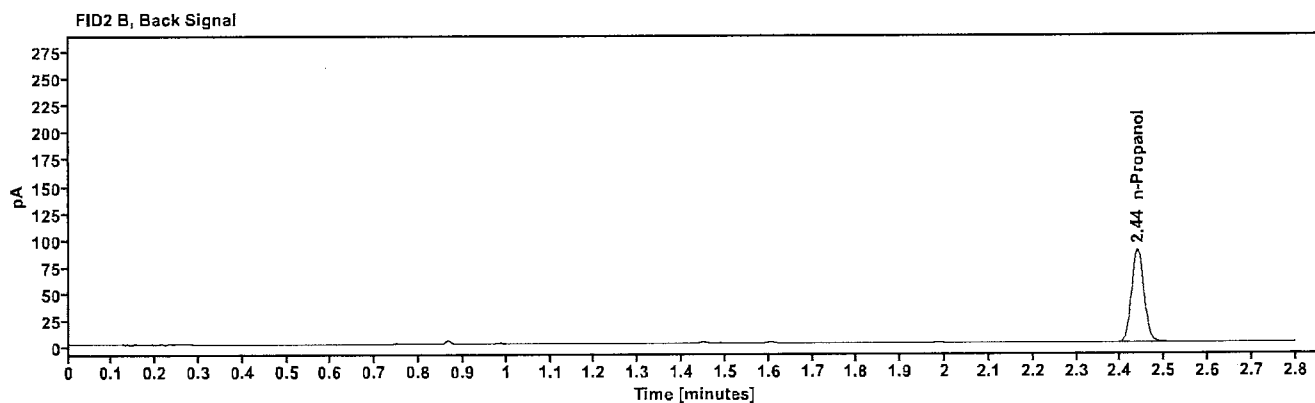
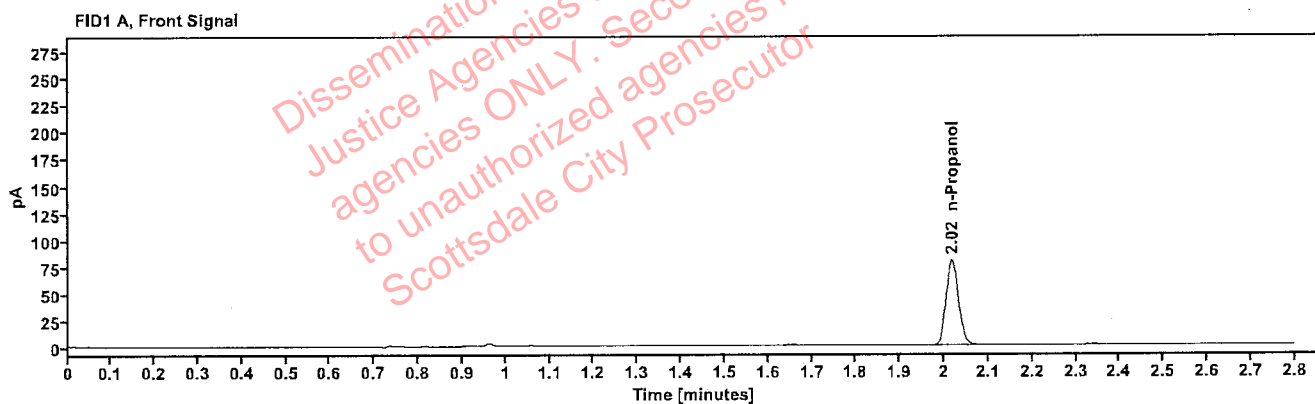


Table 1: FID 1 A (column DB-ALC1)

Compound	Amount (g/100mL)	Time (min)	Peak Area
n-Propanol	-----	2.017	157.974

Table 2: FID 2 B (column DB-ALC2)

Compound	Time (min)	Peak Area
n-Propanol	2.439	172.425

### Scottsdale Police Department Crime Lab Volatiles Analysis

Sample:	409-01D.S.	Vial:	59
Description:	[redacted]	LIMS ID:	[redacted]
Method:	ethanol quant.M	Sequence:	15Dec23
Instrument:	US14173023 CN14160045	Injection date:	12/15/2023 8:01:35 PM
Data file:	C:\Chem32\1\Data\15Dec23\59.D	Analyst:	Abbott

Dissemination is restricted to Criminal Justice Agencies and authorized agencies ONLY. Secondary dissemination to unauthorized agencies is PROHIBITED. Scottsdale City Prosecutor

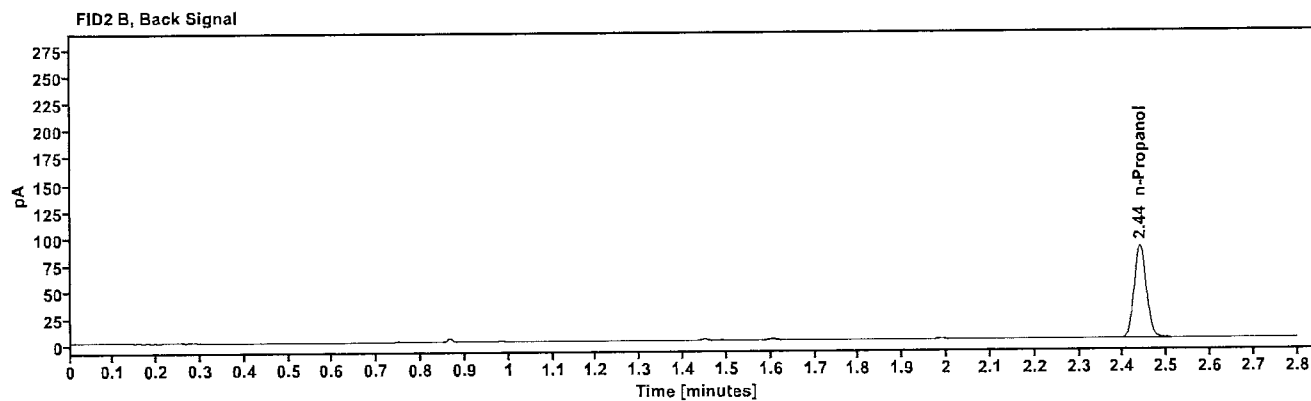
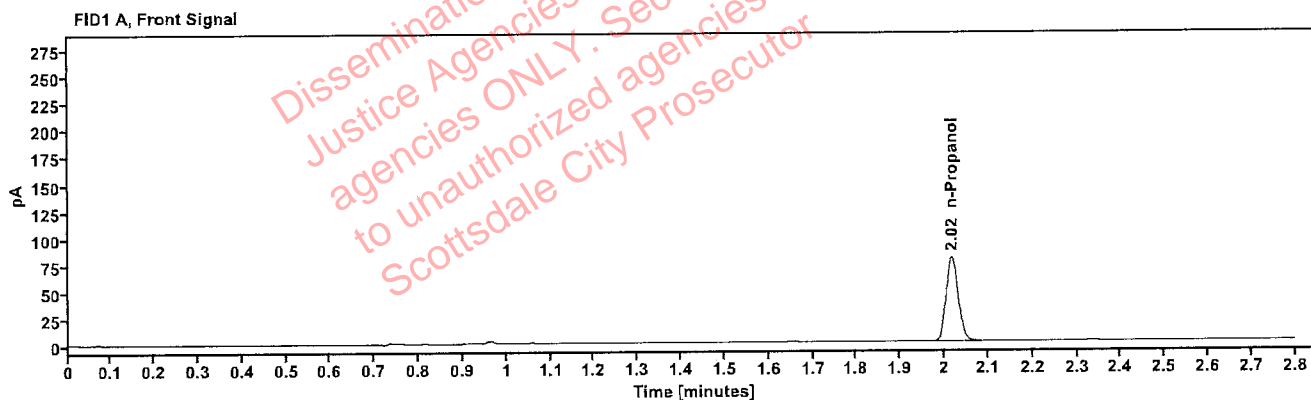


Table 1: FID 1 A (column DB-ALC1)

Compound	Amount (g/100mL)	Time (min)	Peak Area
n-Propanol	-----	2.017	156.806

Table 2: FID 2 B (column DB-ALC2)

Compound	Time (min)	Peak Area
n-Propanol	2.439	171.163

### Scottsdale Police Department Crime Lab Volatiles Analysis

Sample:	342-01L.G.	Vial:	60
Description:	[REDACTED]	LIMS ID:	[REDACTED]
Method:	ethanol quant.M	Sequence:	15Dec23
Instrument:	US14173023 CN14160045	Injection date:	12/15/2023 8:05:35 PM
Data file:	C:\Chem32\1\Data\15Dec23\60.D	Analyst:	Abbott

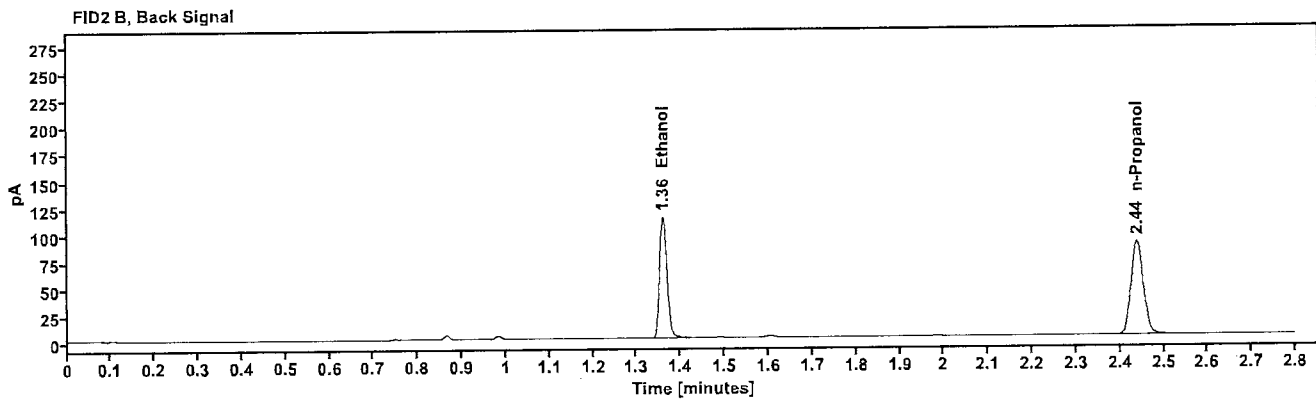
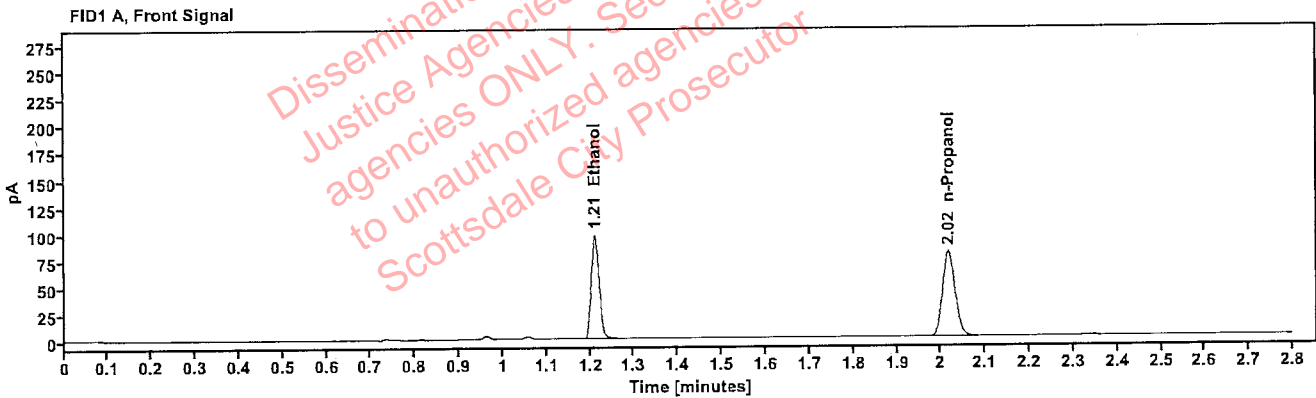


Table 1: FID 1 A (column DB-ALC1)

Compound	Amount (g/100mL)	Time (min)	Peak Area
>Ethanol	0.1921	1.211	123.378
n-Propanol	-----	2.017	158.107

Table 2: FID 2 B (column DB-ALC2)

Compound	Time (min)	Peak Area
Ethanol	1.360	135.984
n-Propanol	2.439	172.410

: Abbott, Lori - (19-Dec-2023)

Case: User: LAbbott 12/19/2023

### Scottsdale Police Department Crime Lab Volatiles Analysis

Sample:	342-01L.G.	Vial:	61
Description:		LIMS ID:	
Method:	ethanol quant.M	Sequence:	15Dec23
Instrument:	US14173023 CN14160045	Injection date:	12/15/2023 8:09:50 PM
Data file:	C:\Chem32\1\Data\15Dec23\61.D	Analyst:	Abbott

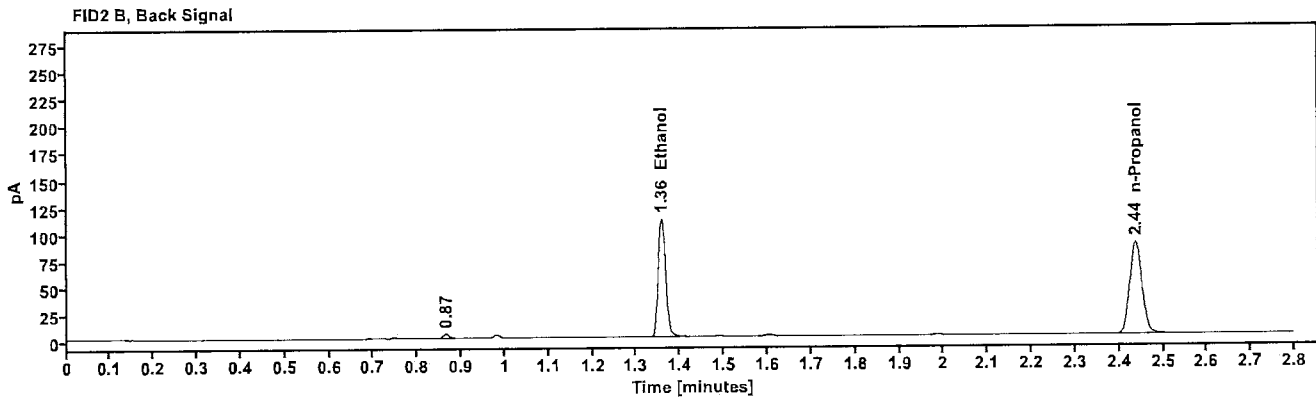
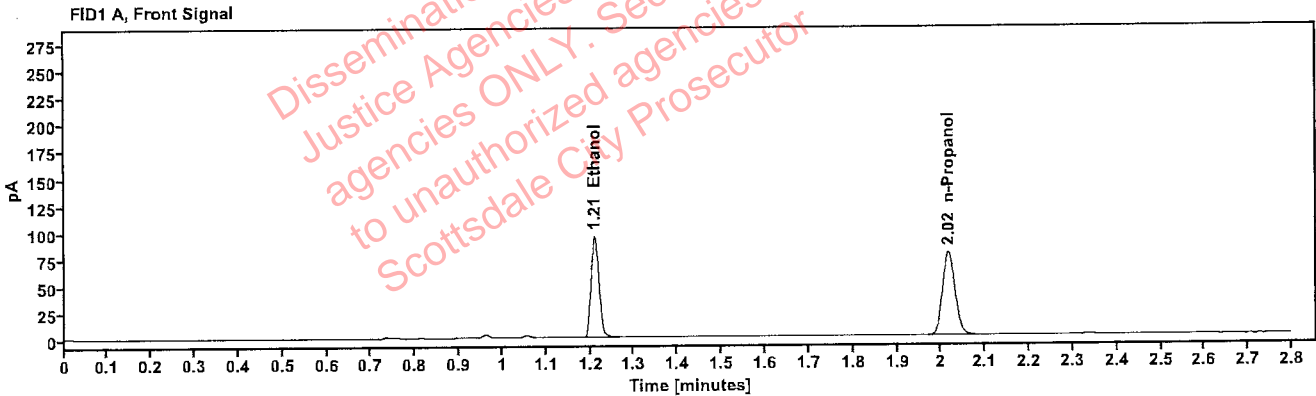


Table 1: FID 1 A (column DB-ALC1)

Compound	Amount (g/100mL)	Time (min)	Peak Area
>Ethanol	0.1891	1.210	120.313
n-Propanol	-----	2.016	156.631

Table 2: FID 2 B (column DB-ALC2)

Compound	Time (min)	Peak Area
Ethanol	1.358	132.194
n-Propanol	2.438	169.478



: Abbott, Lori - (19-Dec-2023)

Case: User: LAbbott 12/19/2023

### Scottsdale Police Department Crime Lab Volatiles Analysis

Sample:	342-01E.R.	Vial:	62
Description:		LIMS ID:	
Method:	ethanol quant.M	Sequence:	15Dec23
Instrument:	US14173023 CN14160045	Injection date:	12/15/2023 8:13:50 PM
Data file:	C:\Chem32\1\Data\15Dec23\62.D	Analyst:	Abbott

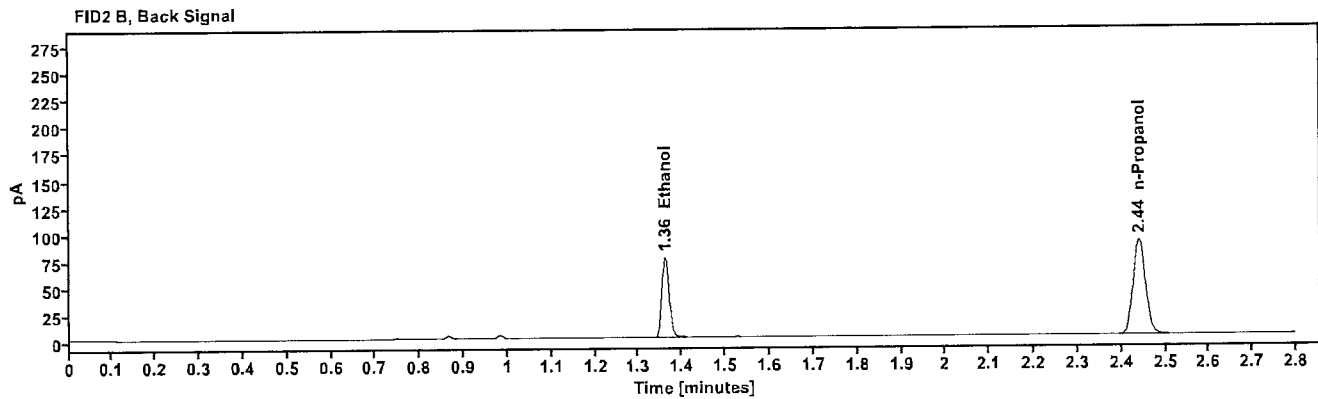
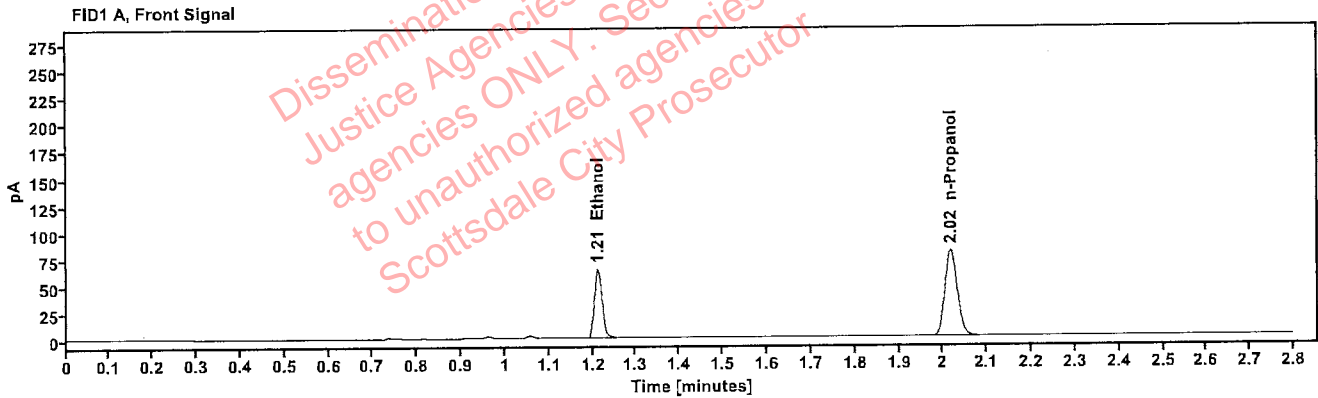


Table 1: FID 1 A (column DB-ALC1)

Compound	Amount (g/100mL)	Time (min)	Peak Area
>Ethanol	0.1273	1.212	82.447
n-Propanol	-----	2.018	160.193

Table 2: FID 2 B (column DB-ALC2)

Compound	Time (min)	Peak Area
Ethanol	1.361	90.392
n-Propanol	2.440	174.949

### Scottsdale Police Department Crime Lab Volatiles Analysis

Sample:	342-01E.R.	Vial:	63
Description:	[REDACTED]	LIMS ID:	[REDACTED]
Method:	ethanol quant.M	Sequence:	15Dec23
Instrument:	US14173023 CN14160045	Injection date:	12/15/2023 8:17:50 PM
Data file:	C:\Chem32\1\Data\15Dec23\63.D	Analyst:	Abbott

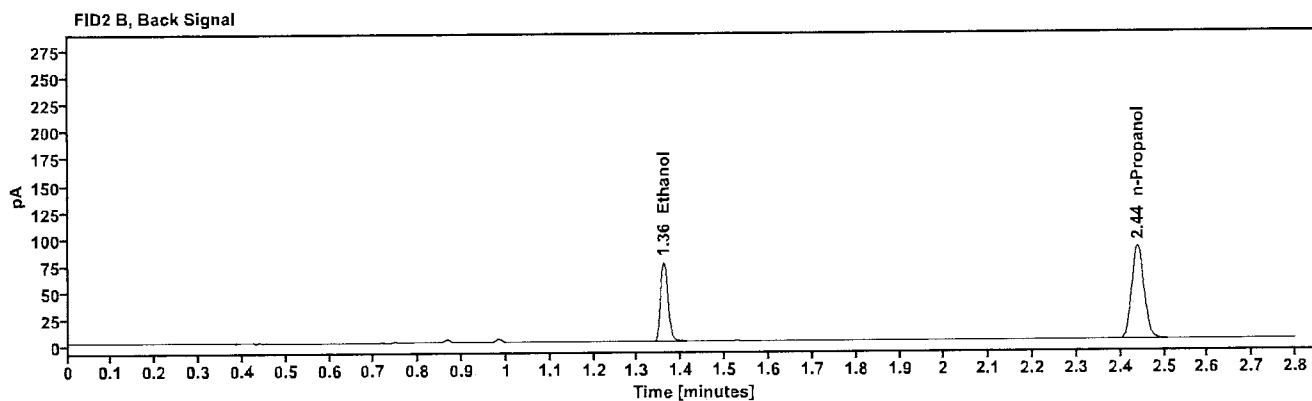
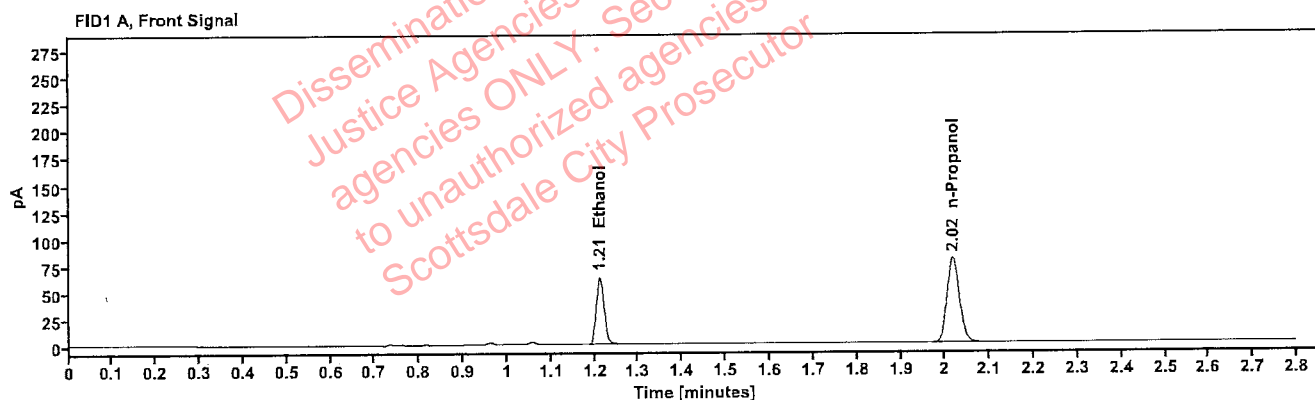


Table 1: FID 1 A (column DB-ALC1)

Compound	Amount (g/100mL)	Time (min)	Peak Area
>Ethanol	0.1272	1.212	81.102
n-Propanol	-----	2.018	157.680

Table 2: FID 2 B (column DB-ALC2)

Compound	Time (min)	Peak Area
Ethanol	1.360	88.865
n-Propanol	2.439	172.364

### Scottsdale Police Department Crime Lab Volatiles Analysis

Sample:	327-01C.J.	Vial:	65
Description:	[REDACTED]	LIMS ID:	[REDACTED]
Method:	ethanol quant.M	Sequence:	15Dec23
Instrument:	US14173023 CN14160045	Injection date:	12/15/2023 8:25:50 PM
Data file:	C:\Chem32\11\Data\15Dec23\65.D	Analyst:	Abbott

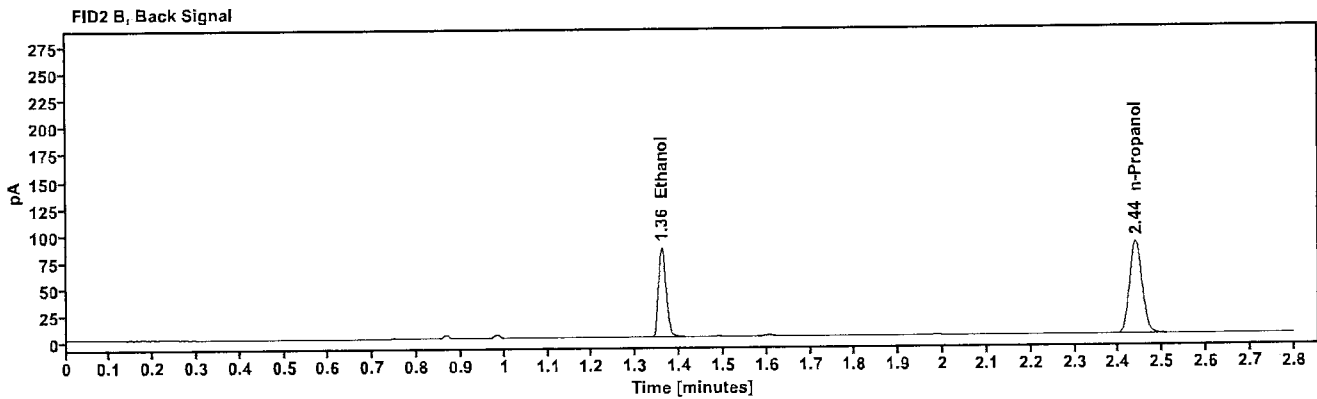
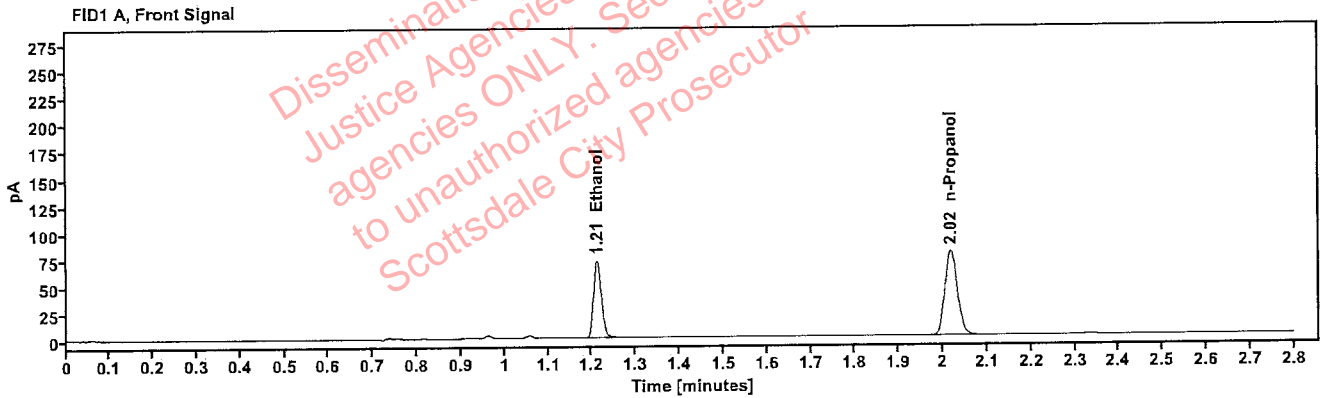


Table 1: FID 1 A (column DB-ALC1)

Compound	Amount (g/100mL)	Time (min)	Peak Area
>Ethanol	0.1446	1.212	91.917
n-Propanol	-----	2.018	156.948

Table 2: FID 2 B (column DB-ALC2)

Compound	Time (min)	Peak Area
Ethanol	1.360	101.033
n-Propanol	2.439	171.339

[REDACTED]: Abbott, Lori - (19-Dec-2023)

Case: [REDACTED] User: LAbbott 12/19/2023

### Scottsdale Police Department Crime Lab Volatiles Analysis

Sample:	327-01C.J.	Vial:	66
Description:	[REDACTED]	LIMS ID:	[REDACTED]
Method:	ethanol quant.M	Sequence:	15Dec23
Instrument:	US14173023 CN14160045	Injection date:	12/15/2023 8:29:50 PM
Data file:	C:\Chem32\1\Data\15Dec23\66.D	Analyst:	Abbott

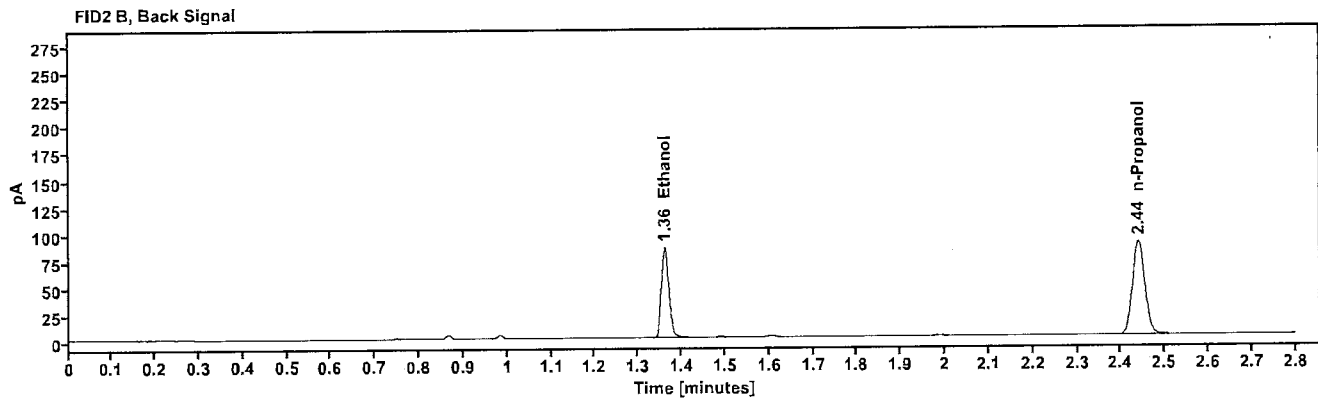
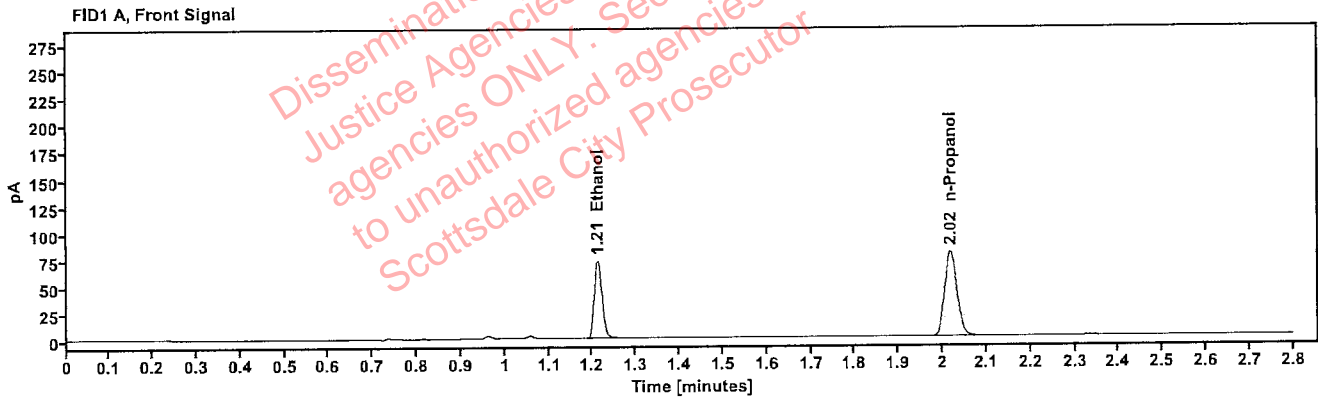


Table 1: FID 1 A (column DB-ALC1)

Compound	Amount (g/100mL)	Time (min)	Peak Area
>Ethanol	0.1448	1.212	92.997
n-Propanol	-----	2.018	158.611

Table 2: FID 2 B (column DB-ALC2)

Compound	Time (min)	Peak Area
Ethanol	1.361	102.597
n-Propanol	2.440	173.095

: Abbott, Lori - (19-Dec-2023)

Case: [REDACTED] User: LAbbott 12/19/2023

### Scottsdale Police Department Crime Lab Volatiles Analysis

Sample:	342-01G.T.	Vial:	67
Description:	[REDACTED]	LIMS ID:	[REDACTED]
Method:	ethanol quant.M	Sequence:	15Dec23
Instrument:	US14173023 CN14160045	Injection date:	12/15/2023 8:34:05 PM
Data file:	C:\Chem32\1\Data\15Dec23\67.D	Analyst:	Abbott

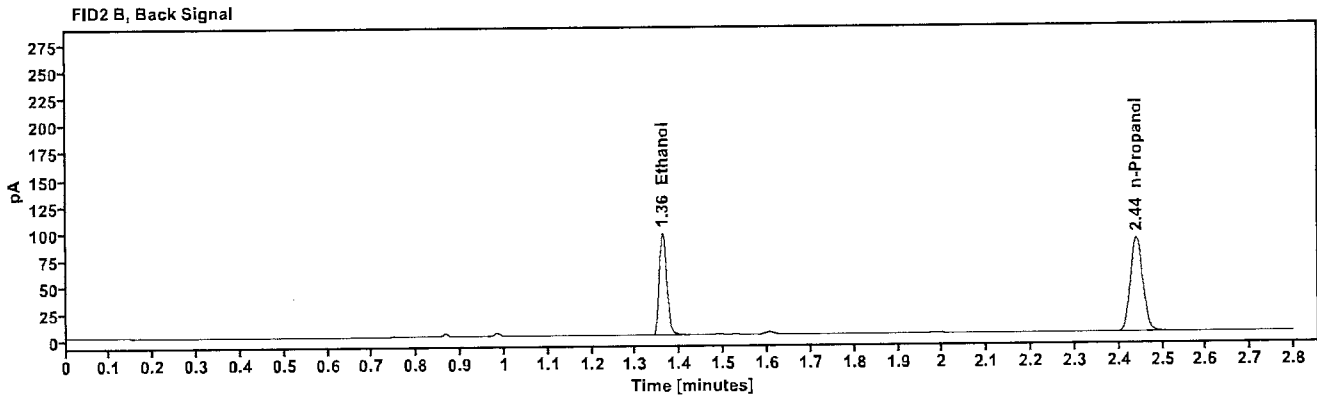
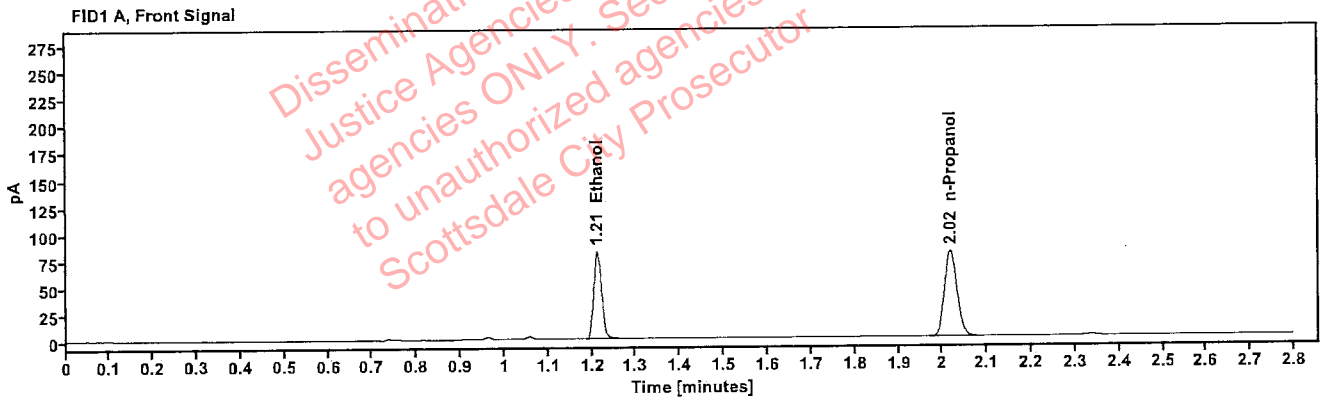


Table 1: FID 1 A (column DB-ALC1)

Compound	Amount (g/100mL)	Time (min)	Peak Area
>Ethanol	0.1605	1.212	104.183
n-Propanol	---	2.018	160.071

Table 2: FID 2 B (column DB-ALC2)

Compound	Time (min)	Peak Area
Ethanol	1.361	114.609
n-Propanol	2.440	173.931

### Scottsdale Police Department Crime Lab Volatiles Analysis

Sample:	342-01G.T.	Vial:	68
Description:	[REDACTED]	LIMS ID:	[REDACTED]
Method:	ethanol quant.M	Sequence:	15Dec23
Instrument:	US14173023 CN14160045	Injection date:	12/15/2023 8:38:05 PM
Data file:	C:\Chem32\1\Data\15Dec23\68.D	Analyst:	Abbott

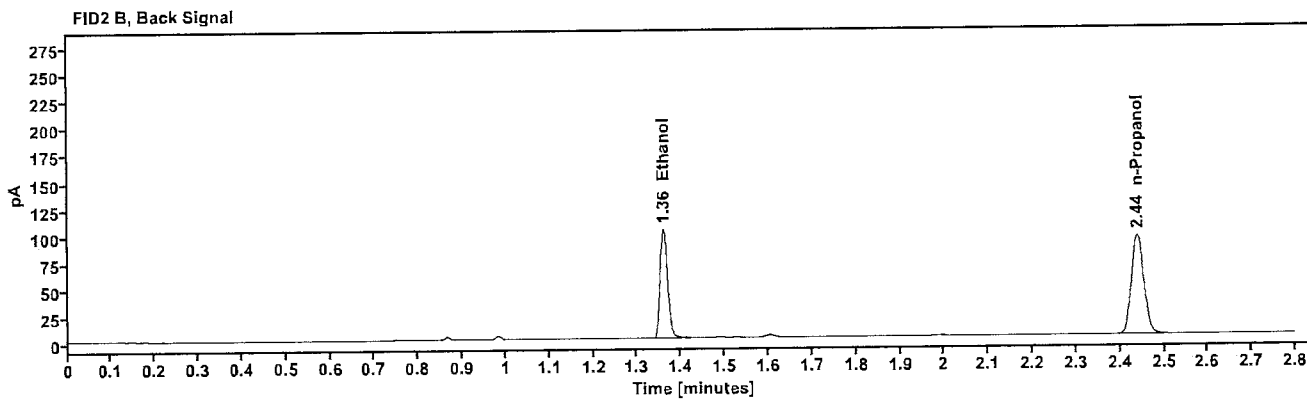
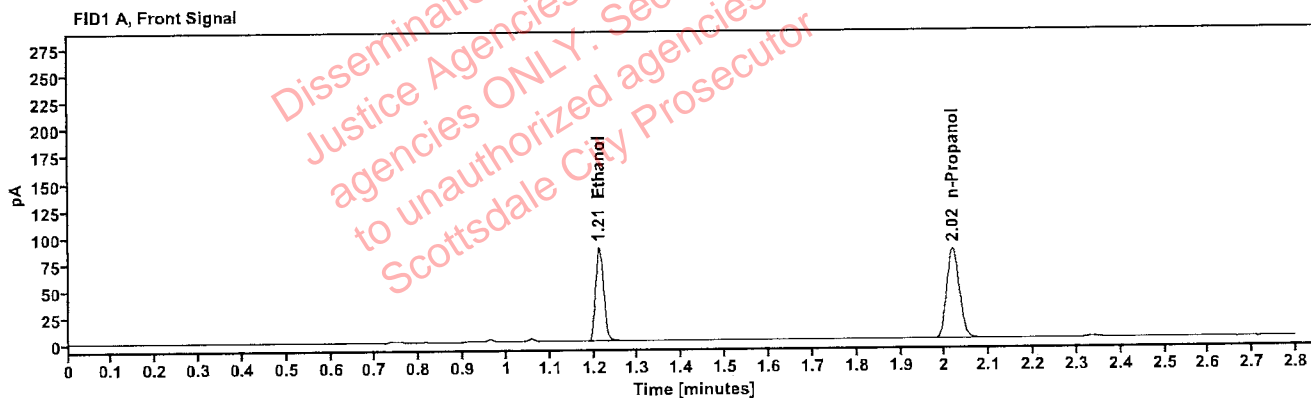


Table 1: FID 1 A (column DB-ALC1)

Compound	Amount (g/100mL)	Time (min)	Peak Area
>Ethanol	0.1635	1.212	111.585
n-Propanol	-----	2.018	168.321

Table 2: FID 2 B (column DB-ALC2)

Compound	Time (min)	Peak Area
Ethanol	1.361	123.064
n-Propanol	2.440	183.462

### Scottsdale Police Department Crime Lab Volatiles Analysis

Sample:	327-01M.T.	Vial:	69
Description:	[REDACTED]	LIMS ID:	[REDACTED]
Method:	ethanol quant.M	Sequence:	15Dec23
Instrument:	US14173023 CN14160045	Injection date:	12/15/2023 8:42:05 PM
Data file:	C:\Chem32\1\Data\15Dec23\69.D	Analyst:	Abbott

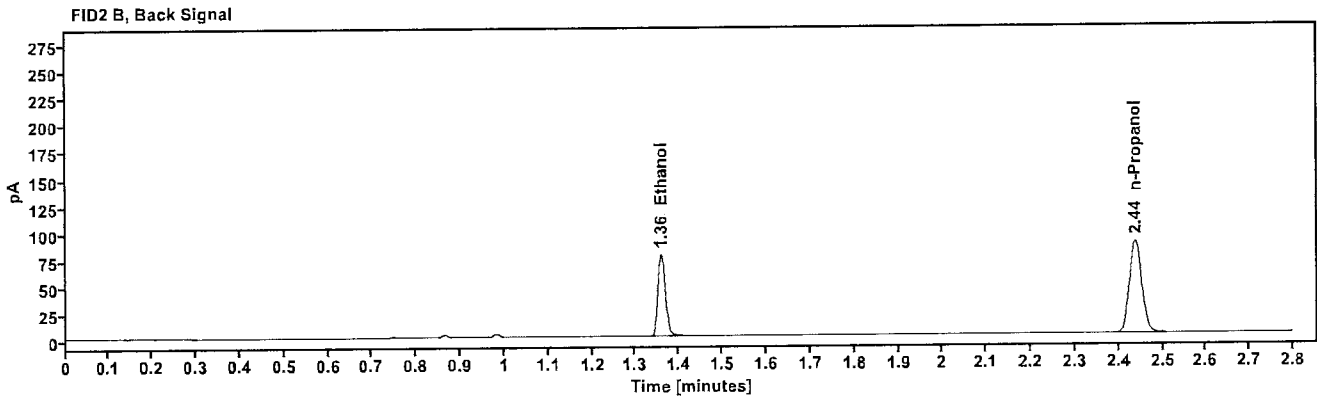
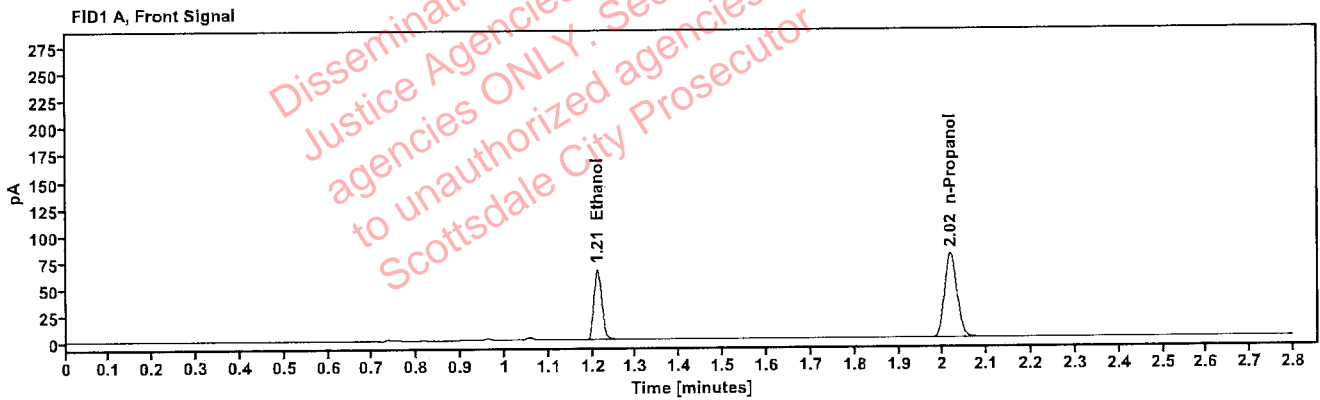


Table 1: FID 1 A (column DB-ALC1)

Compound	Amount (g/100mL)	Time (min)	Peak Area
>Ethanol	0.1324	1.211	83.853
n-Propanol	---	2.017	156.620

Table 2: FID 2 B (column DB-ALC2)

Compound	Time (min)	Peak Area
Ethanol	1.359	91.885
n-Propanol	2.438	171.204

[REDACTED] : Abbott, Lori - (19-Dec-2023)

Case: [REDACTED] User: LAbbott 12/19/2023

### Scottsdale Police Department Crime Lab Volatiles Analysis

Sample:	327-01M.T.	Vial:	70
Description:	[REDACTED]	LIMS ID:	[REDACTED]
Method:	ethanol quant.M	Sequence:	15Dec23
Instrument:	US14173023 CN14160045	Injection date:	12/15/2023 8:46:05 PM
Data file:	C:\Chem32\1\Data\15Dec23\70.D	Analyst:	Abbott

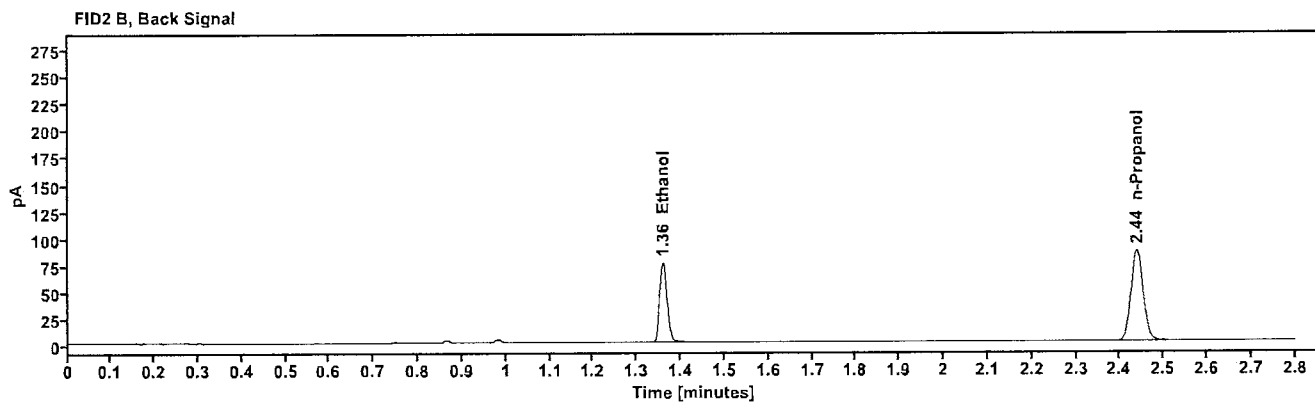
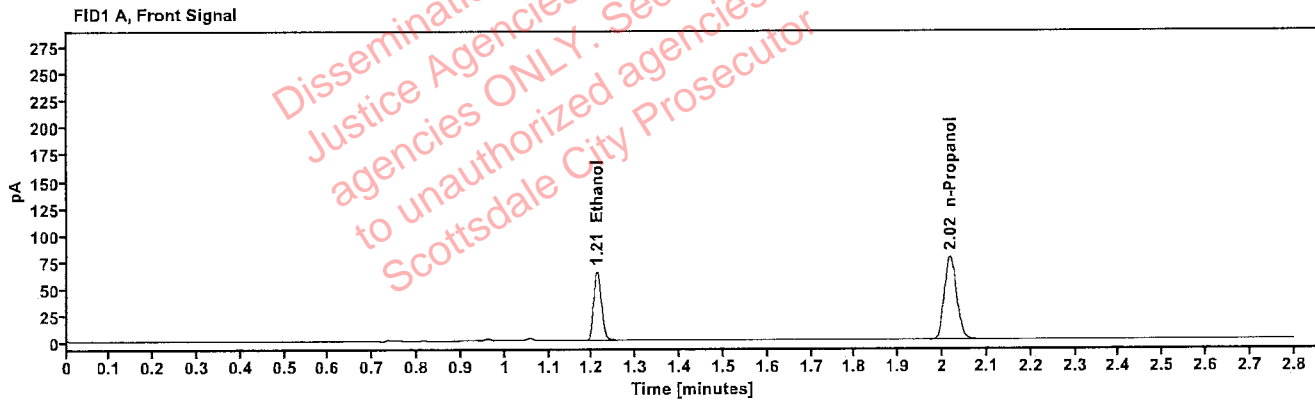


Table 1: FID 1 A (column DB-ALC1)

Compound	Amount (g/100mL)	Time (min)	Peak Area
>Ethanol	0.1316	1.211	82.095
n-Propanol	-----	2.017	154.182

Table 2: FID 2 B (column DB-ALC2)

Compound	Time (min)	Peak Area
Ethanol	1.359	89.978
n-Propanol	2.439	168.421



### Scottsdale Police Department Crime Lab Volatiles Analysis

Sample:	327-01M.K.	Vial:	71
Description:	[REDACTED]	LIMS ID:	[REDACTED]
Method:	ethanol quant.M	Sequence:	15Dec23
Instrument:	US14173023 CN14160045	Injection date:	12/15/2023 8:50:05 PM
Data file:	C:\Chem32\1\Data\15Dec23\71.D	Analyst:	Abbott

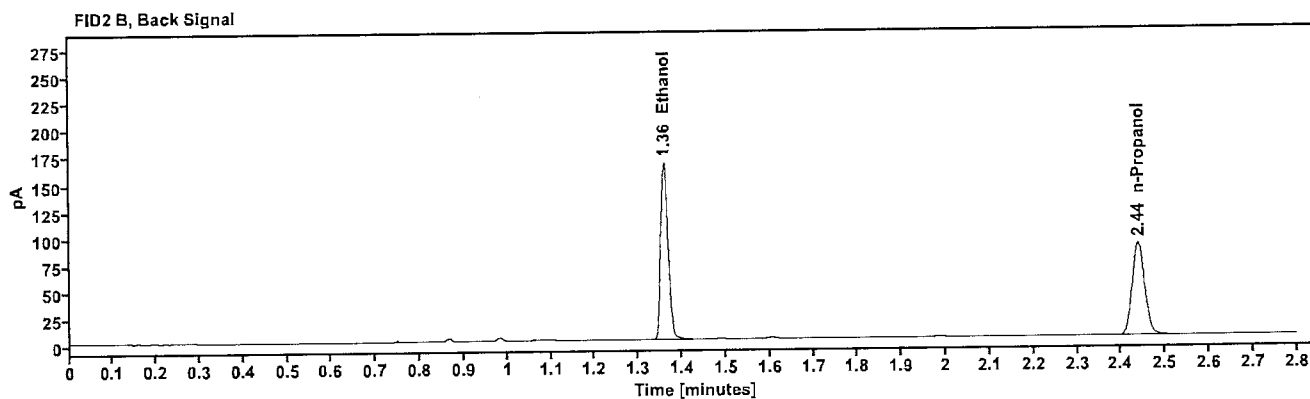
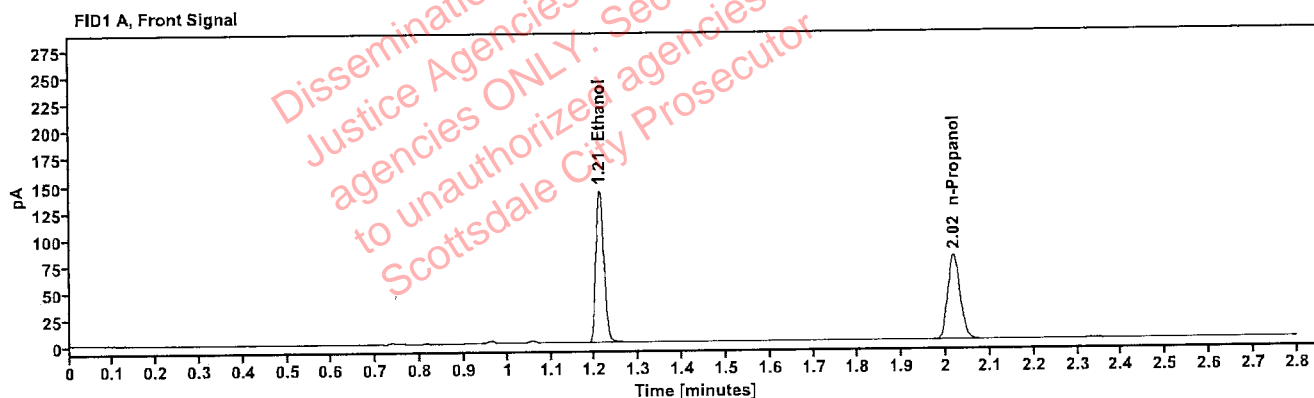


Table 1: FID 1 A (column DB-ALC1)

Compound	Amount (g/100mL)	Time (min)	Peak Area
>Ethanol	0.2813	1.211	180.094
n-Propanol	---	2.017	157.084

Table 2: FID 2 B (column DB-ALC2)

Compound	Time (min)	Peak Area
Ethanol	1.360	198.428
n-Propanol	2.439	170.877

Abbott, Lori - (19-Dec-2023)

Case: User: LAbbott 12/19/2023

### Scottsdale Police Department Crime Lab Volatiles Analysis

Sample:	327-01M.K.	Vial:	72
Description:		LIMS ID:	
Method:	ethanol quant.M	Sequence:	15Dec23
Instrument:	US14173023 CN14160045	Injection date:	12/15/2023 8:54:06 PM
Data file:	C:\Chem32\1\Data\15Dec23\72.D	Analyst:	Abbott

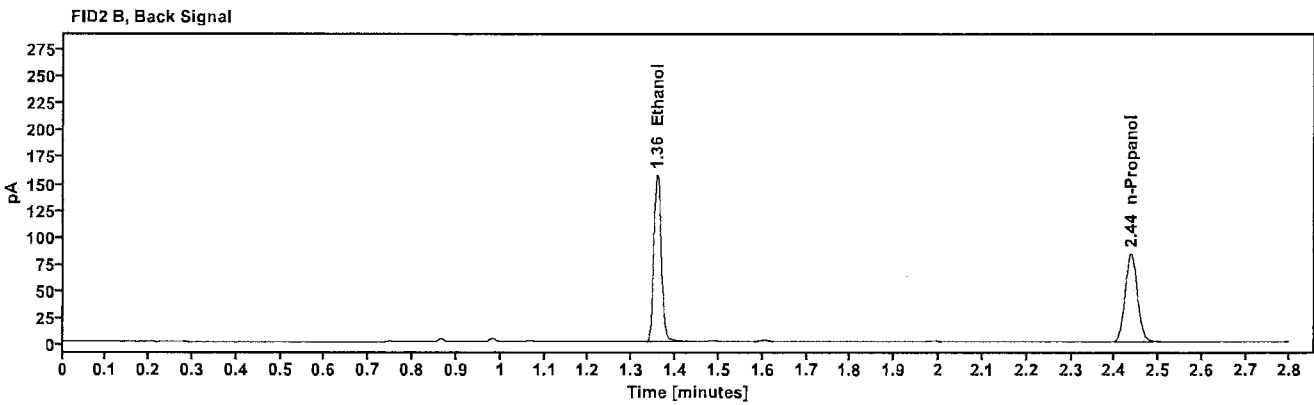
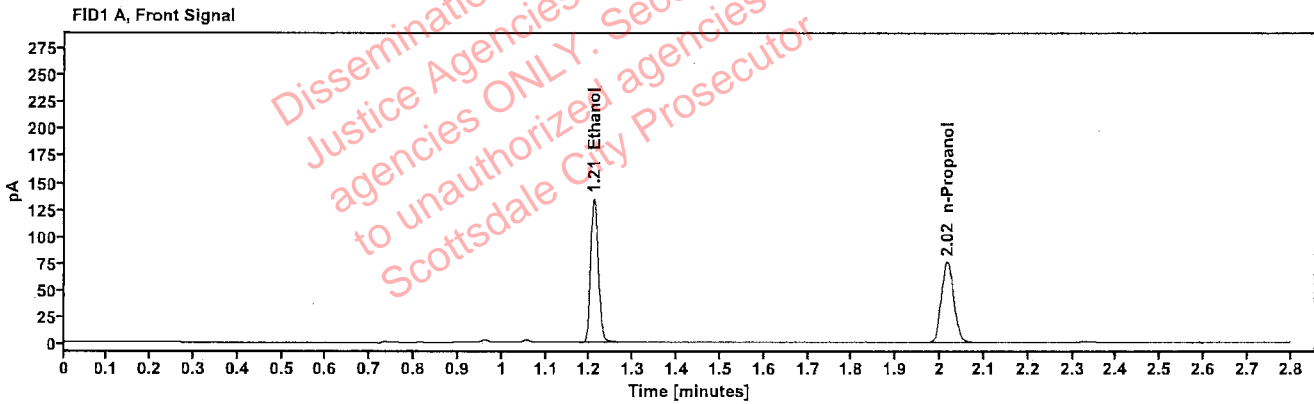


Table 1: FID 1 A (column DB-ALC1)

Compound	Amount (g/100mL)	Time (min)	Peak Area
>Ethanol	0.2766	1.209	169.322
n-Propanol	-----	2.016	150.231

Table 2: FID 2 B (column DB-ALC2)

Compound	Time (min)	Peak Area
Ethanol	1.357	186.610
n-Propanol	2.437	163.894

### Scottsdale Police Department Crime Lab Volatiles Analysis

Sample:	420-01G.H.	Vial:	73
Description:	[REDACTED]	LIMS ID:	[REDACTED]
Method:	ethanol quant.M	Sequence:	15Dec23
Instrument:	US14173023 CN14160045	Injection date:	12/15/2023 8:58:20 PM
Data file:	C:\Chem32\1\Data\15Dec23\73.D	Analyst:	Abbott

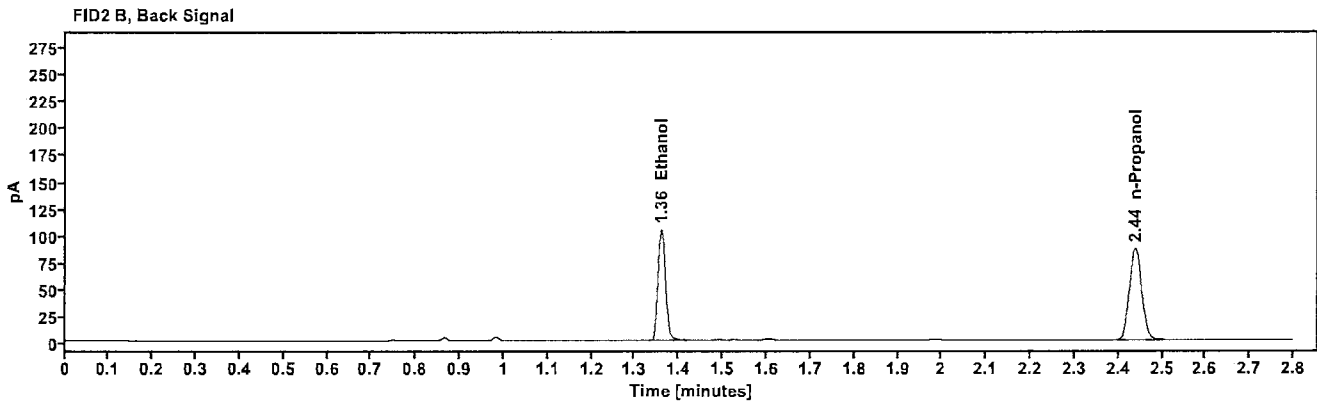
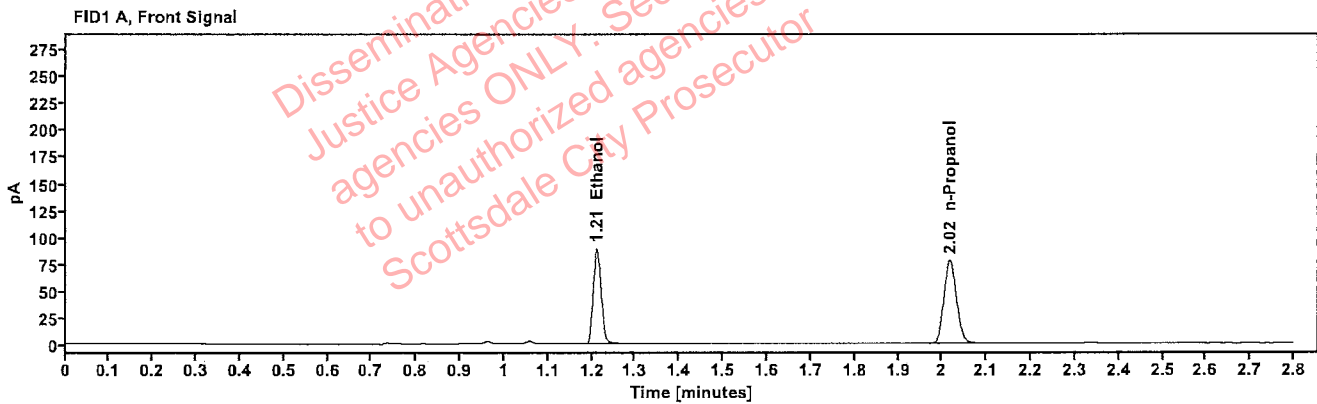


Table 1: FID 1 A (column DB-ALC1)

Compound	Amount (g/100mL)	Time (min)	Peak Area
>Ethanol	0.1800	1.211	113.631
n-Propanol	---	2.017	155.527

Table 2: FID 2 B (column DB-ALC2)

Compound	Time (min)	Peak Area
Ethanol	1.359	124.821
n-Propanol	2.439	169.402

[REDACTED] : Abbott, Lori - (19-Dec-2023)

Case: [REDACTED] User: LAbbott 12/19/2023

### Scottsdale Police Department Crime Lab Volatiles Analysis

Sample:	420-01G.H.	Vial:	74
Description:	[REDACTED]	LIMS ID:	[REDACTED]
Method:	ethanol quant.M	Sequence:	15Dec23
Instrument:	US14173023 CN14160045	Injection date:	12/15/2023 9:02:20 PM
Data file:	C:\Chem32\1\1\Data\15Dec23\74.D	Analyst:	Abbott

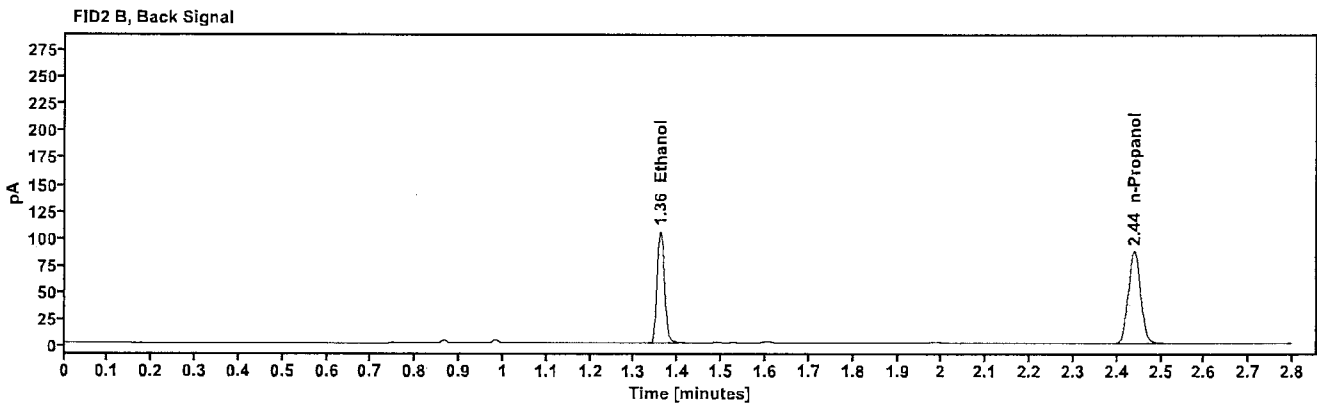
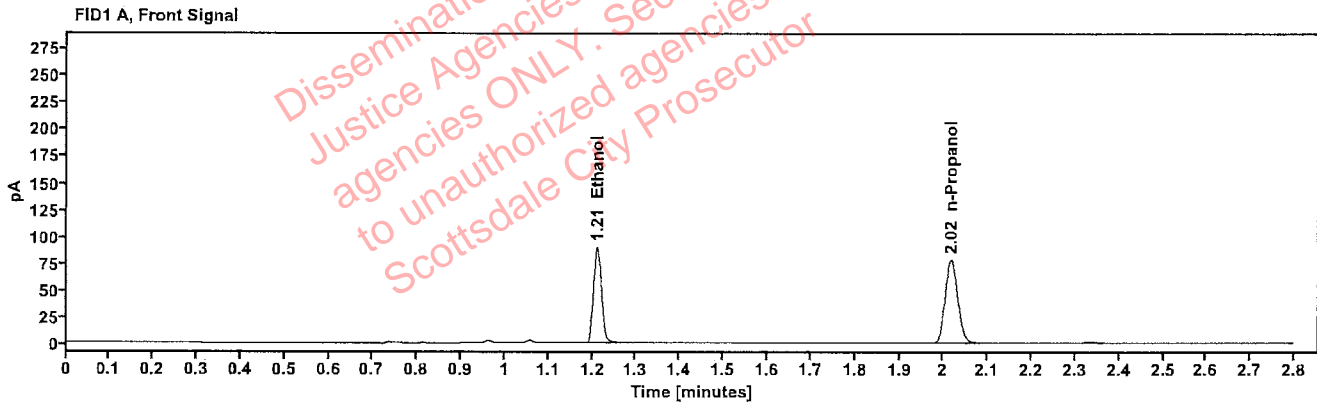


Table 1: FID 1 A (column DB-ALC1)

Compound	Amount (g/100mL)	Time (min)	Peak Area
>Ethanol	0.1800	1.211	114.167
n-Propanol	-----	2.017	156.242

Table 2: FID 2 B (column DB-ALC2)

Compound	Time (min)	Peak Area
Ethanol	1.359	125.746
n-Propanol	2.439	170.137