

SCOTTSDALE POLICE DEPARTMENT CRIME LABORATORY BLOOD ALCOHOL FACE SHEET

ANALYSIS DATE 01/31/2024 SEQUENCE NAME 31Jan24

EQUIPMENT

Pipettor Hamilton ML600EH7497 Hamilton ML600GJ10749
 Gas Chromatograph Agilent US14173023

INSTRUMENT CALIBRATION

Vial 1 0.02 calibrator Lot FN03122113 Coefficient of determination (r²)
 Vial 2 0.10 calibrator Lot FN03072301 0.99995
 Vial 3 0.20 calibrator Lot FN03132302
 Vial 4 0.40 calibrator Lot FN03052102

CALIBRATION VERIFICATION AND RESOLUTION TEST

Vial	Sample	Expected result	Measured result	Manufacturer/lot
5	Blank	Not detected	Not detected	SPD lab 011823WB
6	Volatiles mixture	6 compounds	6 compounds	SPD lab 050721MIX
7	Aqueous control	0.400 g/dL	0.404 g/dL	Lipomed 30012020-A
8	Aqueous control	0.040 g/dL	0.041 g/dL	Lipomed 14082019-B
9	Blood control	0.199 g/dL	0.202 g/dL	ACQ 4110320133/11
20	Aqueous control	0.080 g/dL	0.080 g/dL	Lipomed 20012020-B
31	Blood control	0.199 g/dL	0.205 g/dL	ACQ 4110320133/11
42	Aqueous control	0.080 g/dL	0.081 g/dL	Lipomed 20012020-B
53	Blood control	0.199 g/dL	0.206 g/dL	ACQ 4110320133/11
64	Aqueous control	0.400 g/dL	0.407 g/dL	Lipomed 30012020-A
65	Aqueous control	0.040 g/dL	0.041 g/dL	Lipomed 14082019-B
66	Blood control	0.199 g/dL	0.204 g/dL	ACQ 4110320133/11
67	Blank	Not detected	Not detected	SPD lab 010524AQ

SUBJECT SAMPLES

Subjects in the sequence 25 Subjects requiring reanalysis 0

ADDITIONAL NOTES: All testing proceeded as expected.

Run valid
 Run invalid

 Analyst

Run valid
 Run invalid

 Technical Reviewer

Scottsdale Police Department Crime Laboratory Sequence Quality Assurance Summary

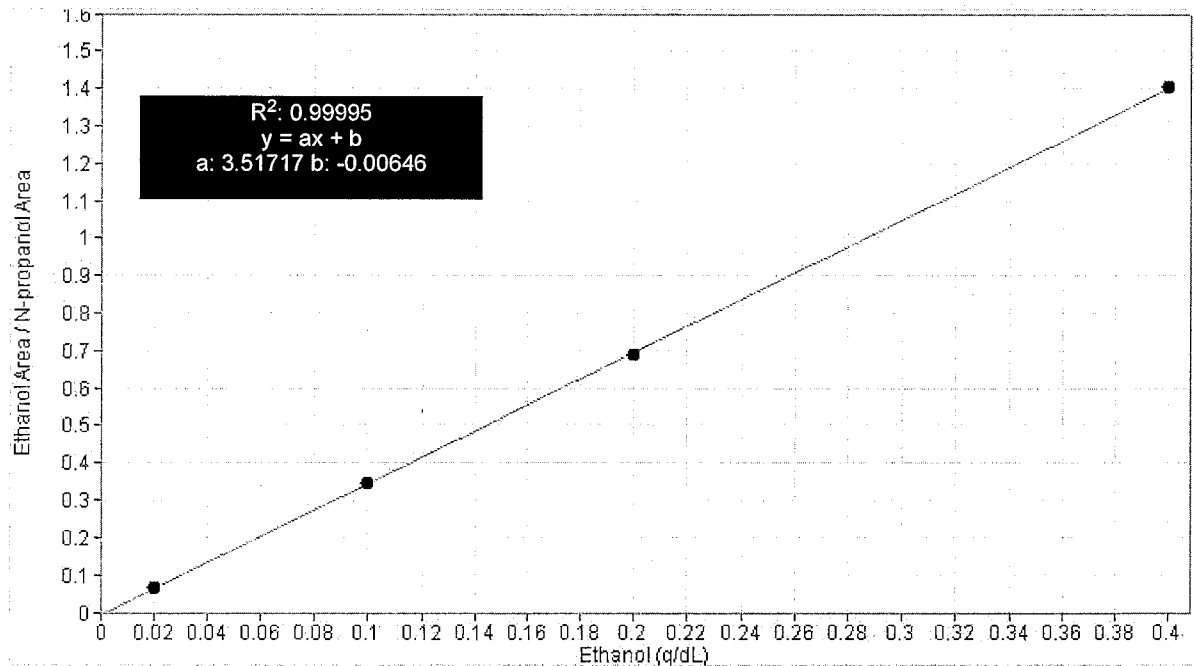
SEQUENCE NAME: 31Jan24

ANALYST: Abbott *AA*

Sample Name	Vial	Measured Value (g/dL)	Expected Value (g/dL)	Percent Difference	Absolute Difference (g/dL)
blank 011823WB	5	negative	negative	-	-
0.400 30012020-A	7	0.404	0.400	1.00	0.004
0.040 14082019-B	8	0.041	0.040	2.50	0.001
0.199 4110320133/11	9	0.202	0.199	1.51	0.003
0.080 20012020-B	20	0.080	0.080	0.00	0.000
0.199 4110320133/11	31	0.205	0.199	3.02	0.006
0.080 20012020-B	42	0.081	0.080	1.25	0.001
0.199 4110320133/11	53	0.206	0.199	3.52	0.007
0.400 30012020-A	64	0.407	0.400	1.75	0.007
0.040 14082019-B	65	0.041	0.040	2.50	0.001
0.199 4110320133/11	66	0.204	0.199	2.51	0.005
blank 010524AQ	67	negative	negative	-	-

Calibrator	Ethanol Area	N-propanol Area	Ratio
0.020	11.629	172.107	0.068
0.100	57.836	168.026	0.344
0.200	118.025	170.673	0.692
0.400	236.308	168.406	1.403

Calibration Line



Scottsdale Police Department Crime Lab Volatiles Analysis

Sample: FN03122113	Vial: 1
Description: 0.020 calibrator	Sequence: 31Jan24
Method: ethanol quant.M	Injection date: 1/31/2024 12:11:21 PM
Instrument: US14173023 CN14160045	Analyst: Abbott <i>DA</i>
Data file: C:\Chem32\1\Data\31Jan24\1.D	

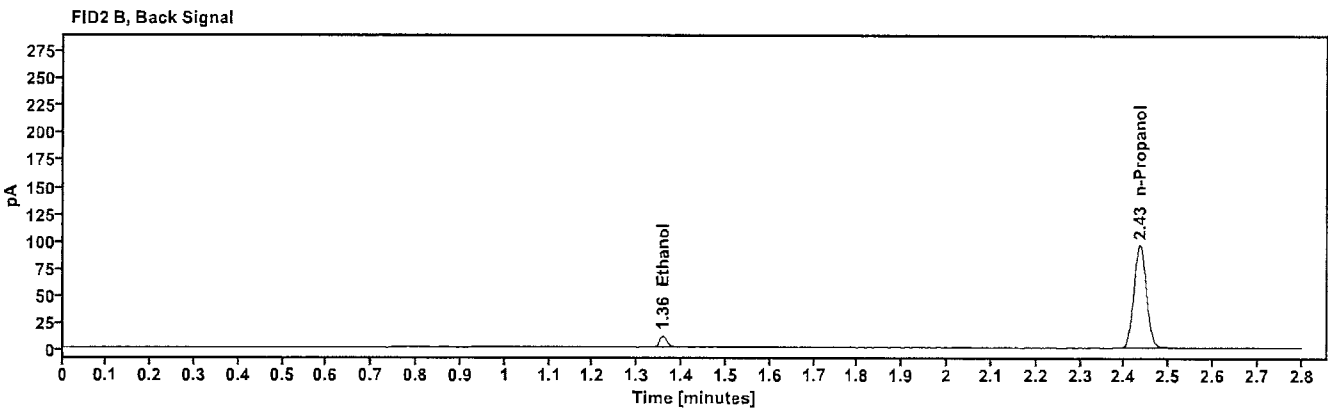
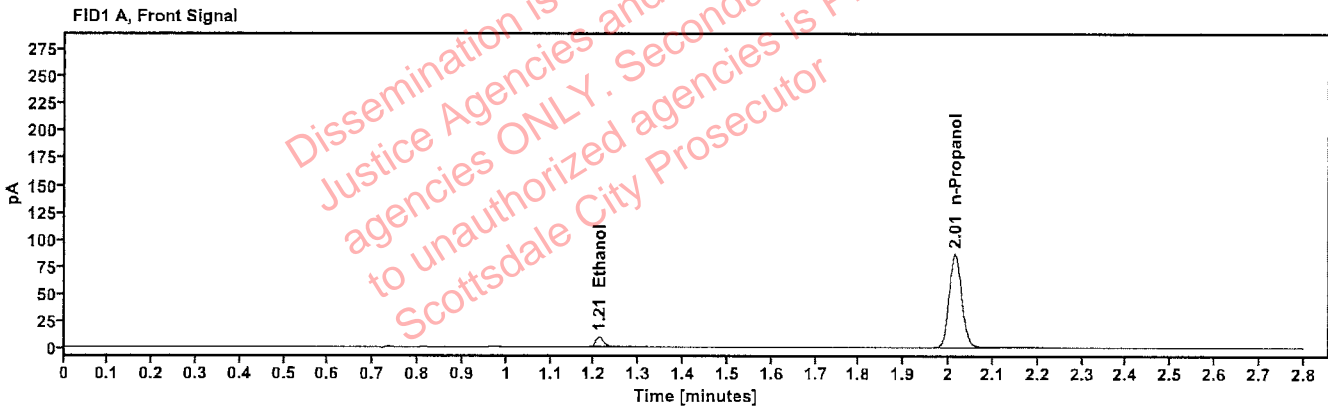


Table 1: FID 1 A (column DB-ALC1)

Compound	Time (min)	Peak Area
Ethanol	1.211	11.629
n-Propanol	2.014	172.107

Table 2: FID 2 B (column DB-ALC2)

Compound	Time (min)	Peak Area
Ethanol	1.357	12.758
n-Propanol	2.435	188.159

Scottsdale Police Department Crime Lab Volatiles Analysis

Sample: FN03072301	Vial: 2
Description: 0.100 calibrator	Sequence: 31Jan24
Method: ethanol quant.M	Injection date: 1/31/2024 12:15:20 PM
Instrument: US14173023 CN14160045	Analyst: Abbott <i>DA</i>
Data file: C:\Chem32\1\Data\31Jan24\2.D	

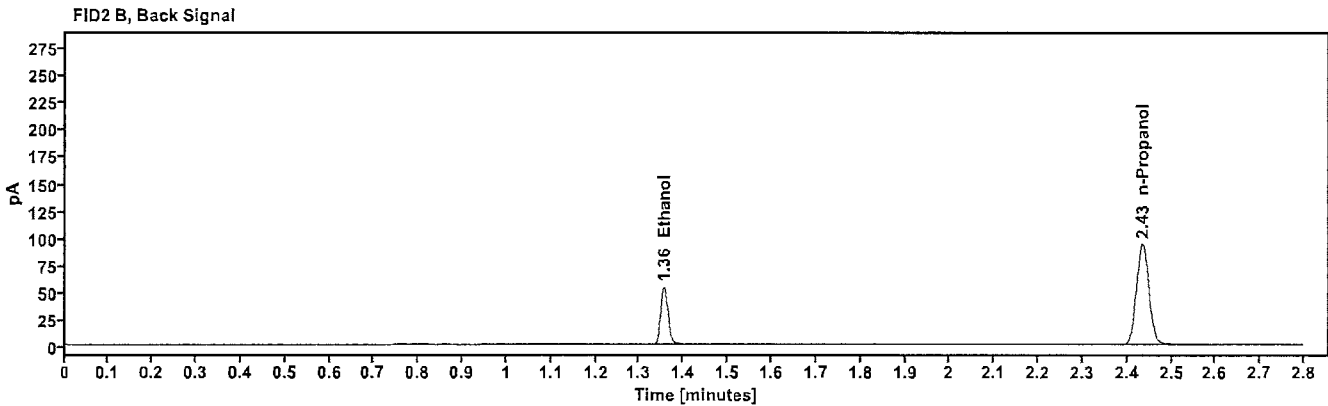
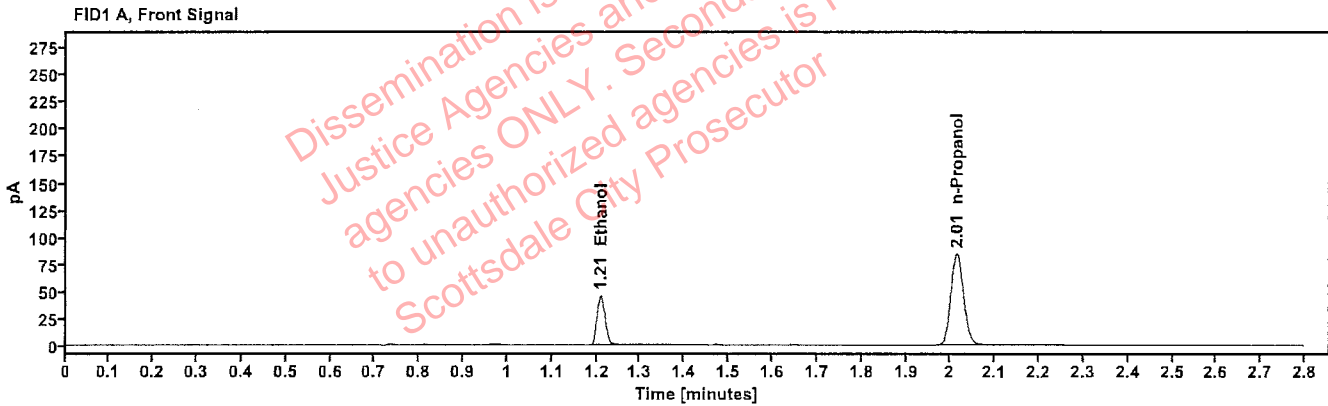


Table 1: FID 1 A (column DB-ALC1)

Compound	Time (min)	Peak Area
Ethanol	1.209	57.836
n-Propanol	2.014	168.026

Table 2: FID 2 B (column DB-ALC2)

Compound	Time (min)	Peak Area
Ethanol	1.355	63.430
n-Propanol	2.434	183.640

Scottsdale Police Department Crime Lab Volatiles Analysis

Sample: FN03132302	Vial: 3
Description: 0.200 calibrator	Sequence: 31Jan24
Method: ethanol quant.M	Injection date: 1/31/2024 12:19:20 PM
Instrument: US14173023 CN14160045	Analyst: Abbott
Data file: C:\Chem32\1\Data\31Jan24\3.D	

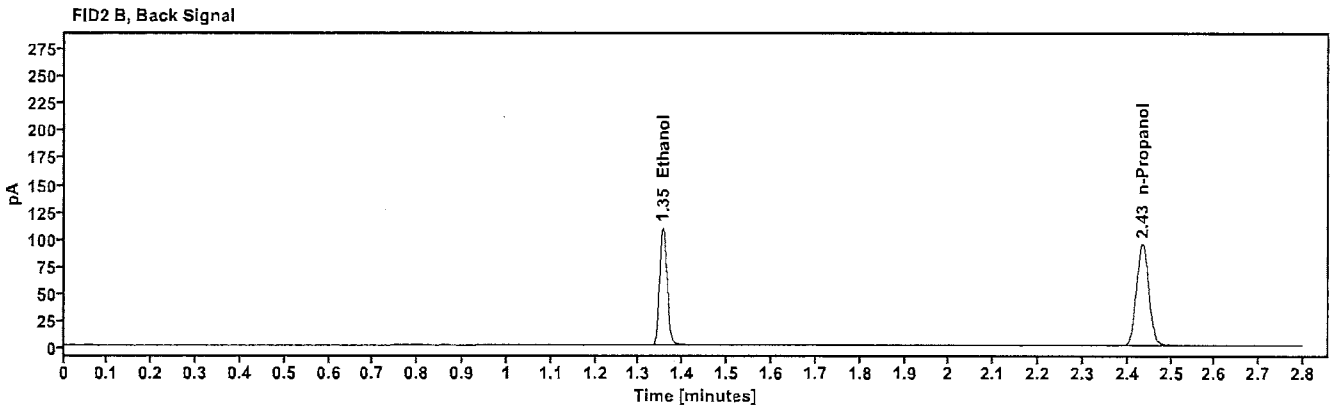
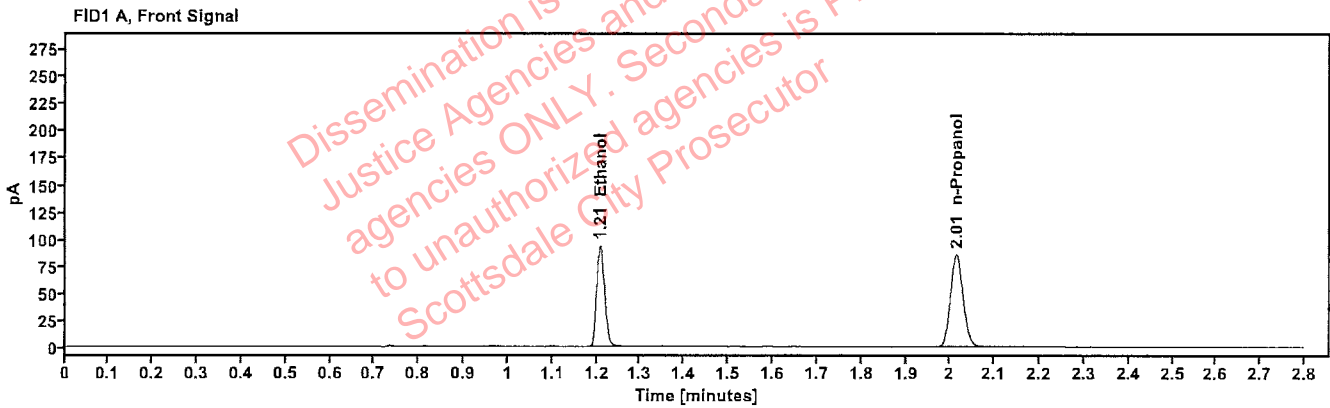


Table 1: FID 1 A (column DB-ALC1)

Compound	Time (min)	Peak Area
Ethanol	1.208	118.025
n-Propanol	2.014	170.673

Table 2: FID 2 B (column DB-ALC2)

Compound	Time (min)	Peak Area
Ethanol	1.355	129.958
n-Propanol	2.434	186.244

Scottsdale Police Department Crime Lab Volatiles Analysis

Sample: FN03052102	Vial: 4
Description: 0.400 calibrator	Sequence: 31Jan24
Method: ethanol quant.M	Injection date: 1/31/2024 12:23:20 PM
Instrument: US14173023 CN14160045	Analyst: Abbott DA
Data file: C:\Chem32\1\Data\31Jan24\4.D	

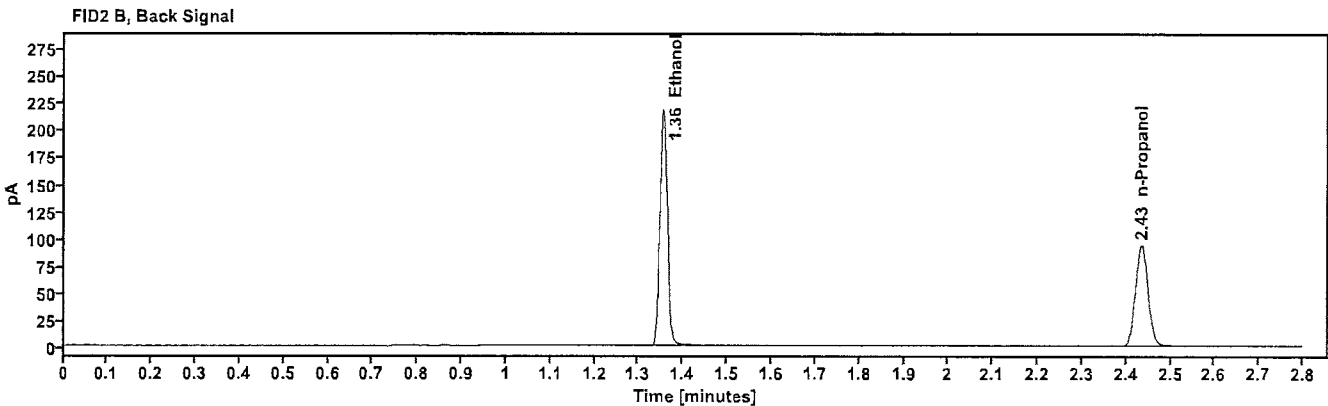
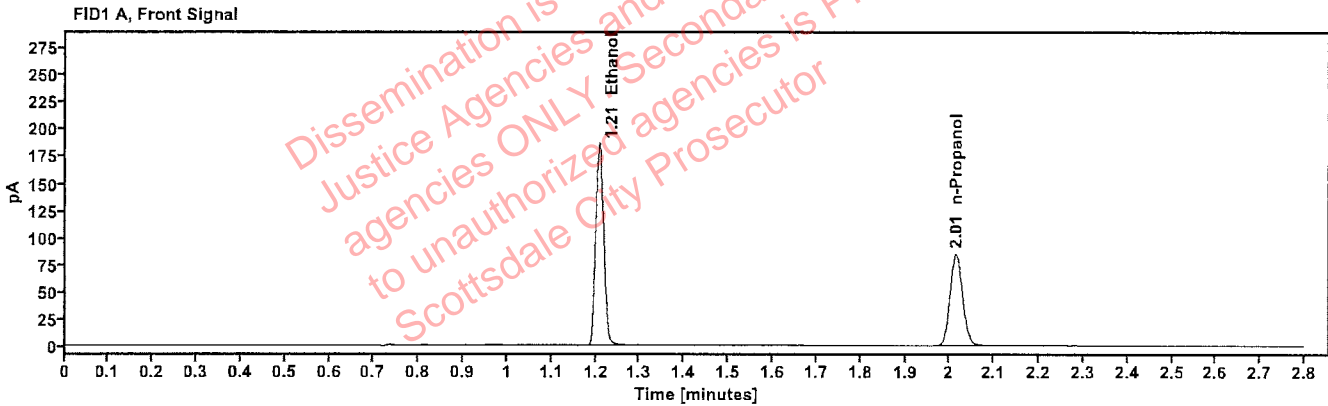


Table 1: FID 1 A (column DB-ALC1)

Compound	Time (min)	Peak Area
Ethanol	1.208	236.308
n-Propanol	2.015	168.406

Table 2: FID 2 B (column DB-ALC2)

Compound	Time (min)	Peak Area
Ethanol	1.355	260.138
n-Propanol	2.435	183.952

Scottsdale Police Department Crime Lab Volatiles Analysis

Sample: 011823WB	Vial: 5
Description: Negative	LIMS ID:
Method: ethanol quant.M	Sequence: 31Jan24
Instrument: US14173023 CN14160045	Injection date: 1/31/2024 12:27:20 PM
Data file: C:\Chem32\1\Data\31Jan24\5.D	Analyst: Abbott

Abbott

Dissemination is restricted to Criminal Justice Agencies and authorized agencies ONLY. Secondary dissemination to unauthorized agencies is PROHIBITED. Scottsdale City Prosecutor

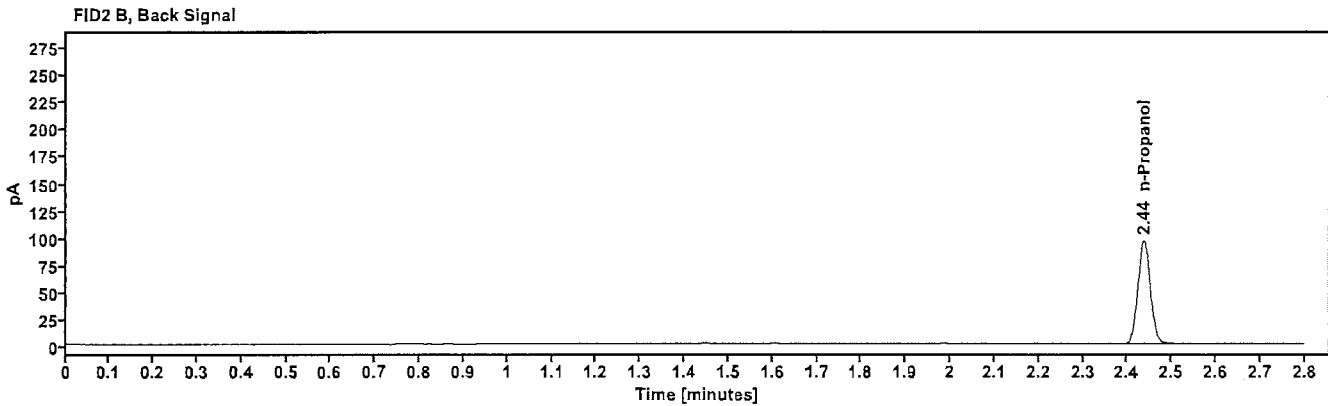
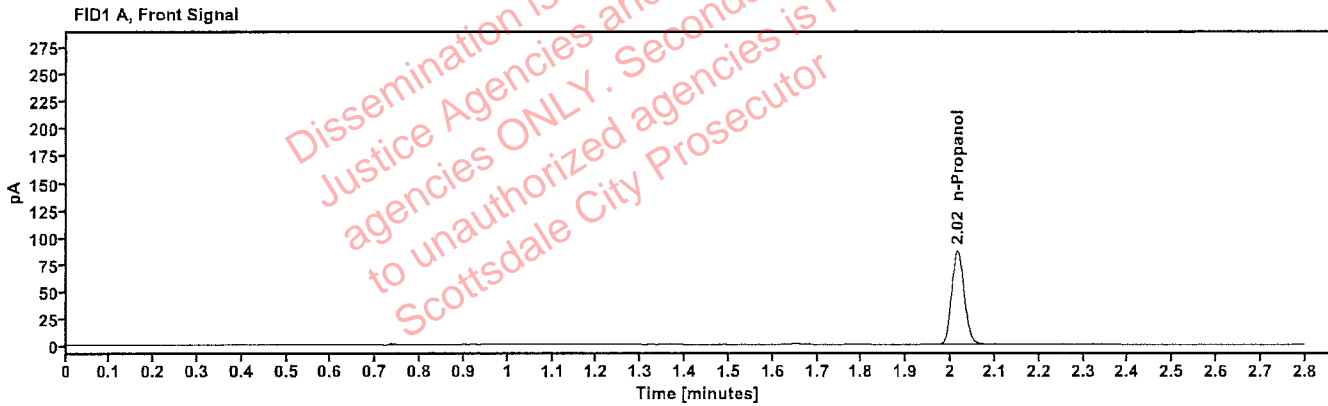


Table 1: FID 1 A (column DB-ALC1)

Compound	Amount (g/100mL)	Time (min)	Peak Area
n-Propanol	-----	2.016	172.614

Table 2: FID 2 B (column DB-ALC2)

Compound	Time (min)	Peak Area
n-Propanol	2.437	189.275

Scottsdale Police Department Crime Lab Volatiles Analysis

Sample: 050721MIX	Vial: 6
Description: Volatiles mix	LIMS ID:
Method: ethanol quant.M	Sequence: 31Jan24
Instrument: US14173023 CN14160045	Injection date: 1/31/2024 12:31:20 PM
Data file: C:\Chem32\1\Data\31Jan24\6.D	Analyst: Abbott

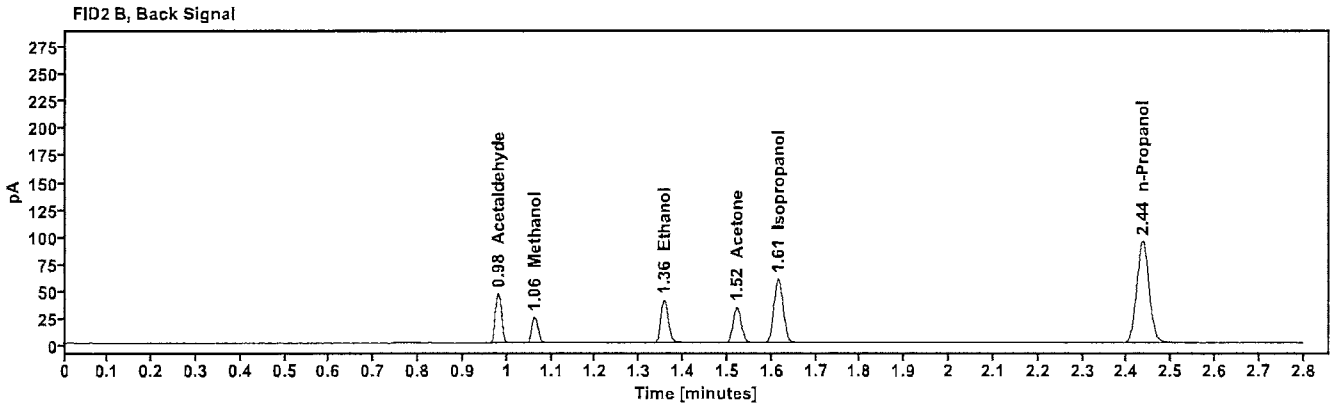
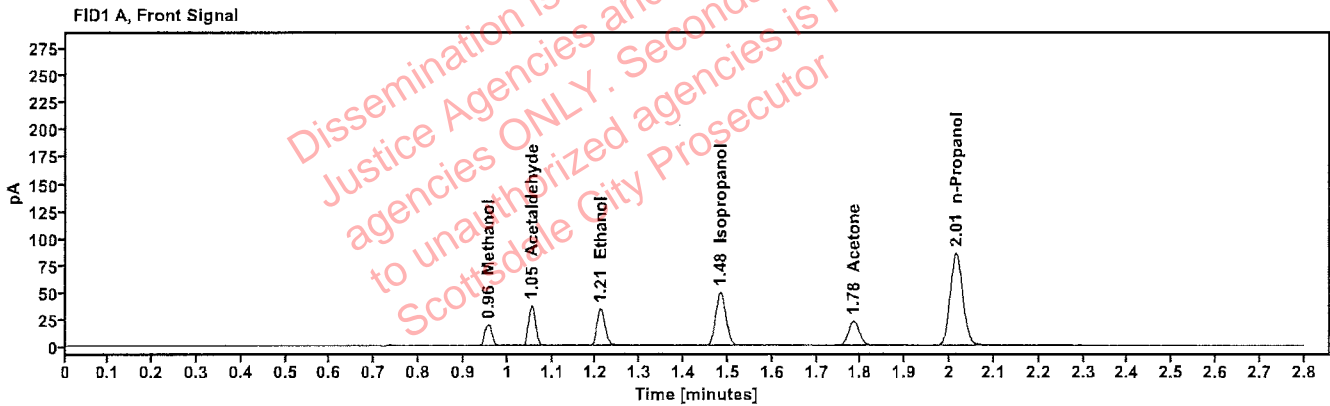


Table 1: FID 1 A (column DB-ALC1)

Compound	Amount (g/100mL)	Time (min)	Peak Area
Methanol	-----	0.956	22.160
Acetaldehyde	-----	1.054	40.487
>Ethanol	0.0740	1.210	43.326
Isopropanol	-----	1.483	78.960
Acetone	-----	1.783	38.846
n-Propanol	-----	2.015	170.589

Table 2: FID 2 B (column DB-ALC2)

Compound	Time (min)	Peak Area
Acetaldehyde	0.980	45.096
Methanol	1.062	24.662
Ethanol	1.356	47.685
Acetone	1.521	42.662
Isopropanol	1.615	87.347
n-Propanol	2.435	186.244

Scottsdale Police Department Crime Lab Volatiles Analysis

Sample: 30012020-A	Vial: 7
Description: 0.400	LIMS ID:
Method: ethanol quant.M	Sequence: 31Jan24
Instrument: US14173023 CN14160045	Injection date: 1/31/2024 12:35:36 PM
Data file: C:\Chem32\1\Data\31Jan24\7.D	Analyst: Abbott

DA

Dissemination is restricted to Criminal Justice Agencies and authorized agencies ONLY. Secondary dissemination to unauthorized agencies is PROHIBITED. Scottsdale City Prosecutor

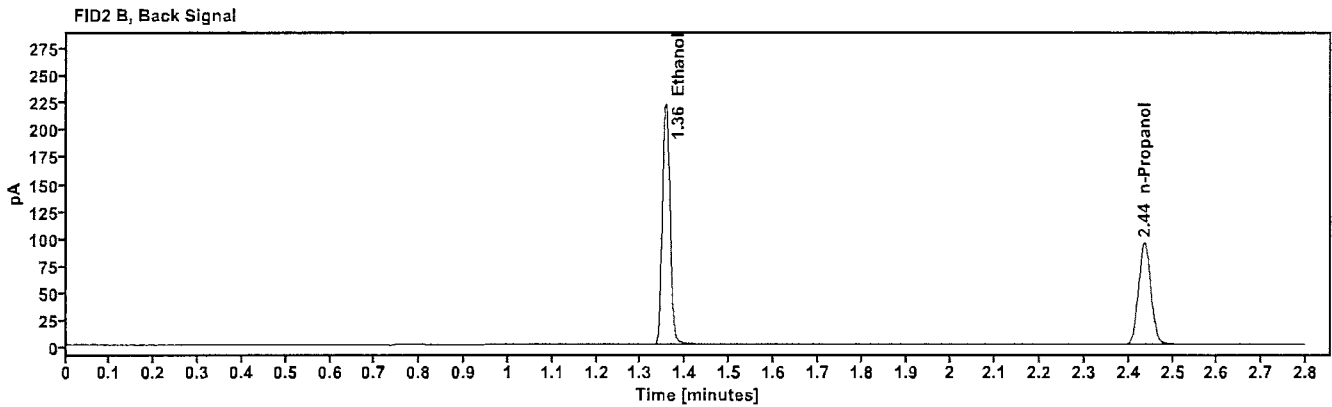
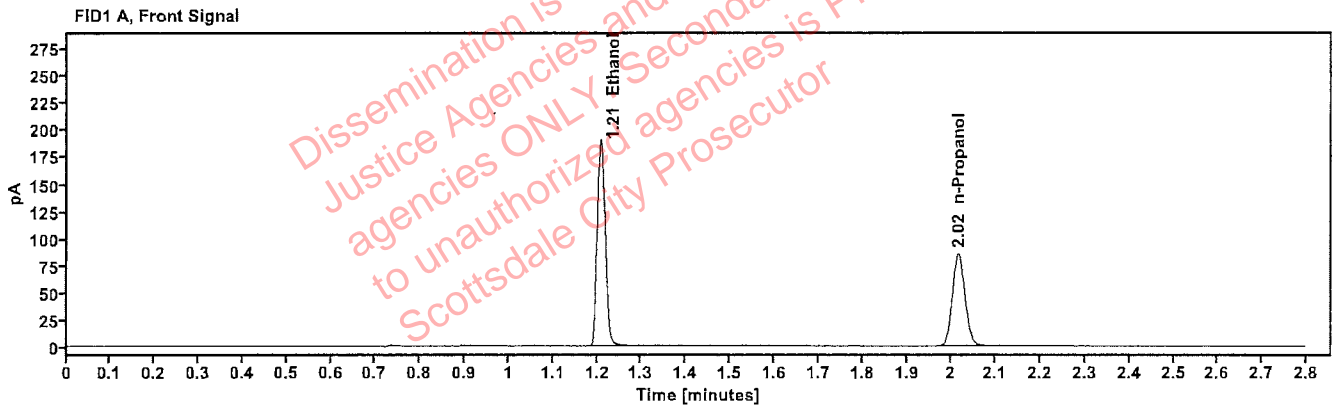


Table 1: FID 1 A (column DB-ALC1)

Compound	Amount (g/100mL)	Time (min)	Peak Area
>Ethanol	0.4042	1.209	240.617
n-Propanol	----	2.015	170.034

Table 2: FID 2 B (column DB-ALC2)

Compound	Time (min)	Peak Area
Ethanol	1.356	265.299
n-Propanol	2.436	185.729

Scottsdale Police Department Crime Lab Volatiles Analysis

Sample: 14082019-B	Vial: 8
Description: 0.040	LIMS ID:
Method: ethanol quant.M	Sequence: 31Jan24
Instrument: US14173023 CN14160045	Injection date: 1/31/2024 12:39:35 PM
Data file: C:\Chem32\1\Data\31Jan24\8.D	Analyst: Abbott JA

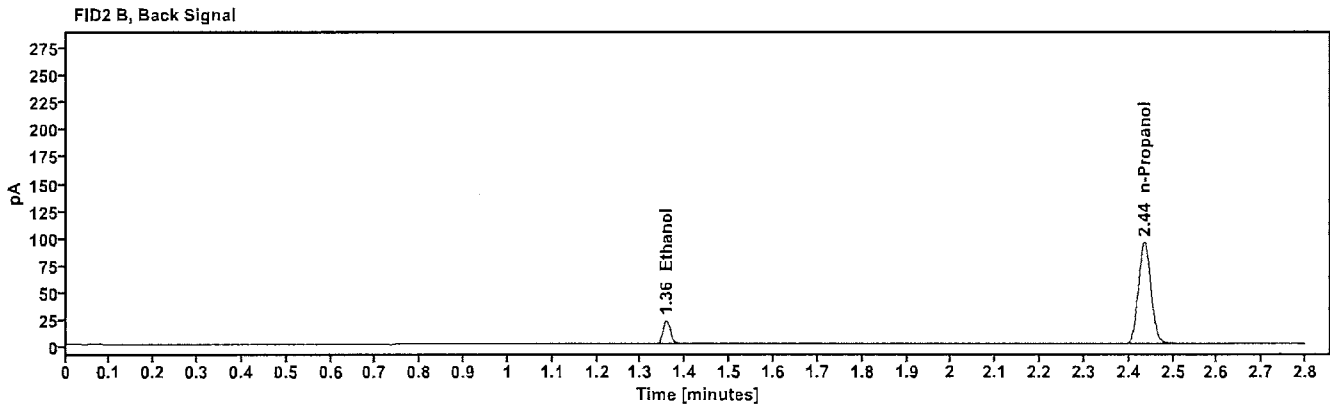
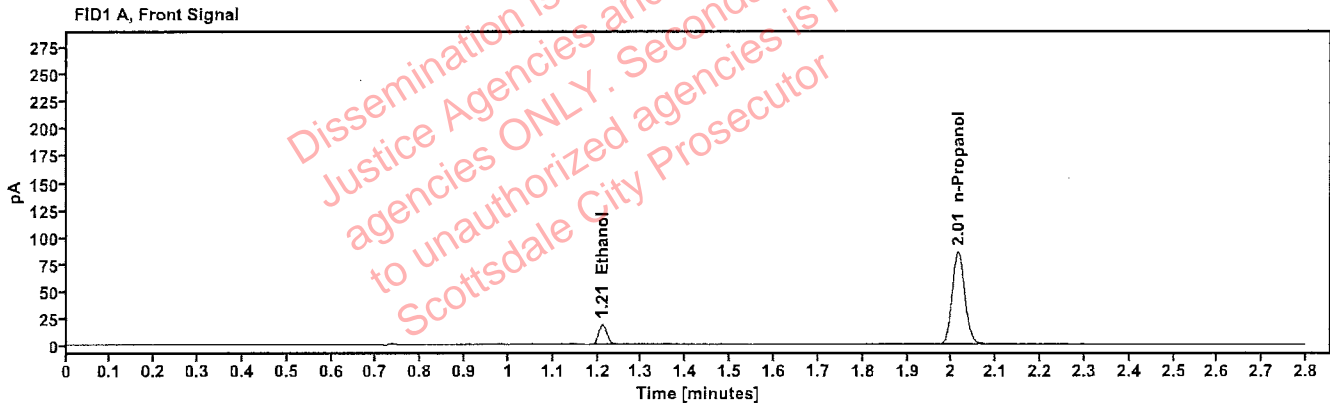


Table 1: FID 1 A (column DB-ALC1)

Compound	Amount (g/100mL)	Time (min)	Peak Area
>Ethanol	0.0415	1.210	23.782
n-Propanol	-----	2.015	170.380

Table 2: FID 2 B (column DB-ALC2)

Compound	Time (min)	Peak Area
Ethanol	1.357	25.965
n-Propanol	2.435	186.125

Scottsdale Police Department Crime Lab Volatiles Analysis

Sample: 4110320133/11	Vial: 9
Description: 0.199	LIMS ID:
Method: ethanol quant.M	Sequence: 31Jan24
Instrument: US14173023 CN14160045	Injection date: 1/31/2024 12:43:35 PM
Data file: C:\Chem32\1\Data\31Jan24\9.D	Analyst: Abbott

Abbott

Dissemination is restricted to Criminal Justice Agencies and authorized agencies ONLY. Secondary dissemination to unauthorized agencies is PROHIBITED. Scottsdale City Prosecutor

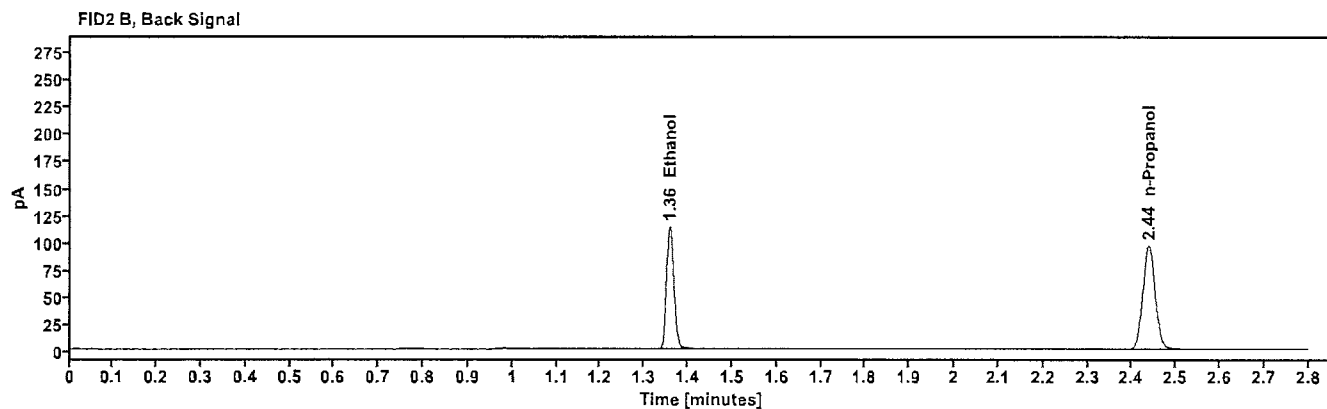
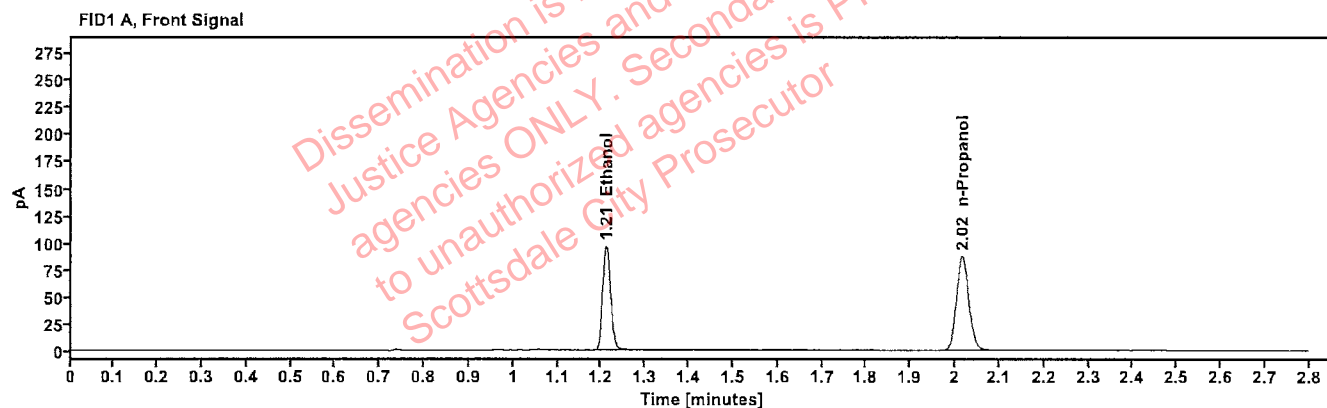


Table 1: FID 1 A (column DB-ALC1)

Compound	Amount (g/100mL)	Time (min)	Peak Area
>Ethanol	0.2024	1.210	122.599
n-Propanol	-----	2.017	173.806

Table 2: FID 2 B (column DB-ALC2)

Compound	Time (min)	Peak Area
Ethanol	1.358	134.700
n-Propanol	2.438	189.813

Scottsdale Police Department Crime Lab Volatiles Analysis

Sample: 20012020-B	Vial: 20
Description: 0.080	LIMS ID:
Method: ethanol quant.M	Sequence: 31Jan24
Instrument: US14173023 CN14160045	Injection date: 1/31/2024 1:28:05 PM
Data file: C:\Chem32\1\Data\31Jan24\20.D	Analyst: Abbott <i>AB</i>

Dissemination is restricted to Criminal Justice Agencies and authorized agencies ONLY. Secondary dissemination to unauthorized agencies is PROHIBITED. Scottsdale City Prosecutor

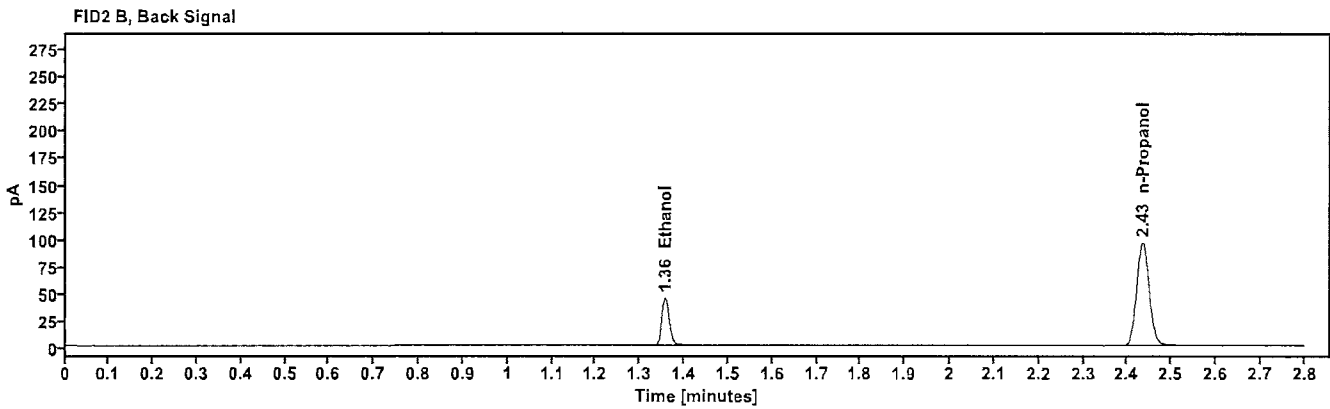
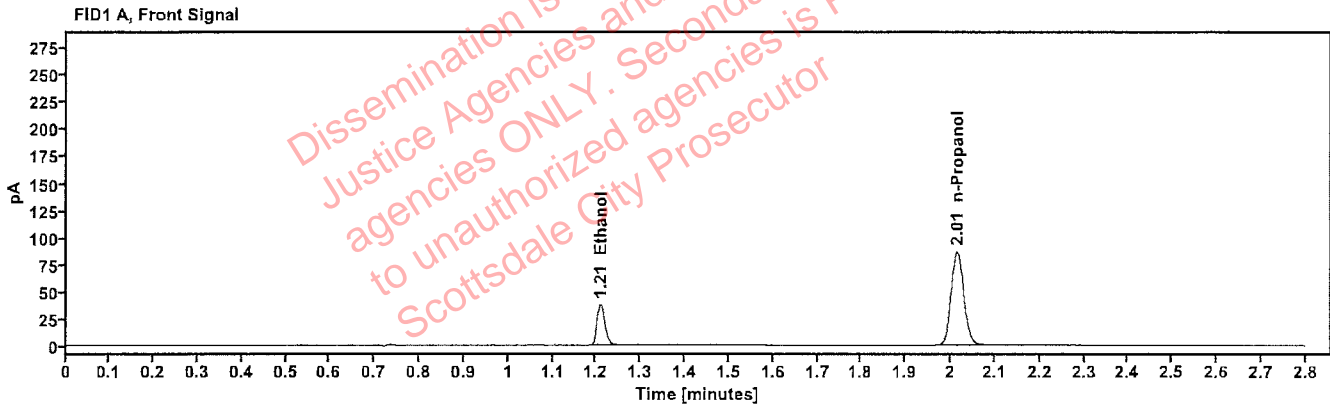


Table 1: FID 1 A (column DB-ALC1)

Compound	Amount (g/100mL)	Time (min)	Peak Area
>Ethanol	0.0808	1.210	48.199
n-Propanol	-----	2.015	173.445

Table 2: FID 2 B (column DB-ALC2)

Compound	Time (min)	Peak Area
Ethanol	1.356	52.930
n-Propanol	2.435	189.172

Scottsdale Police Department Crime Lab Volatiles Analysis

Sample: 4110320133/11	Vial: 31
Description: 0.199	LIMS ID:
Method: ethanol quant.M	Sequence: 31Jan24
Instrument: US14173023 CN14160045	Injection date: 1/31/2024 2:12:35 PM
Data file: C:\Chem32\1\Data\31Jan24\31.D	Analyst: Abbott <i>JA</i>

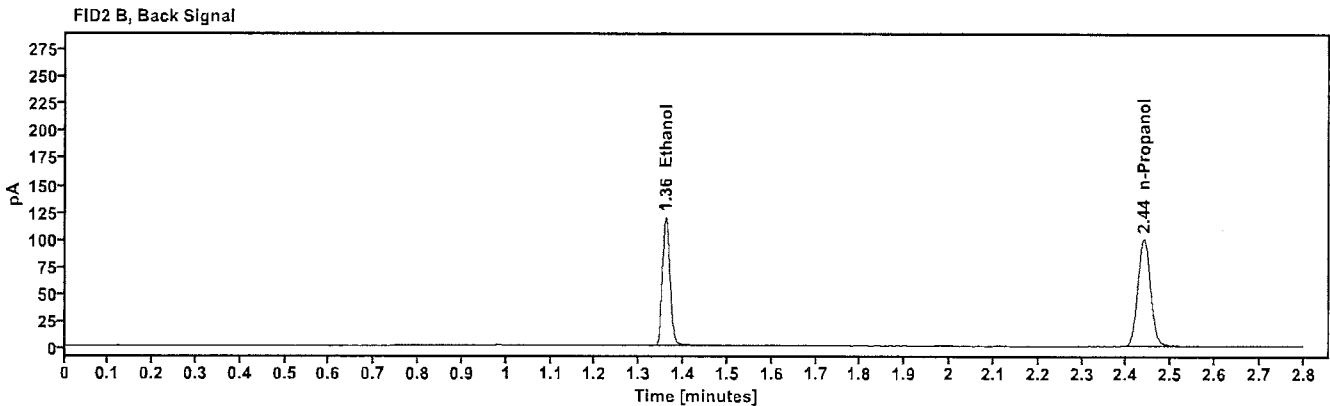
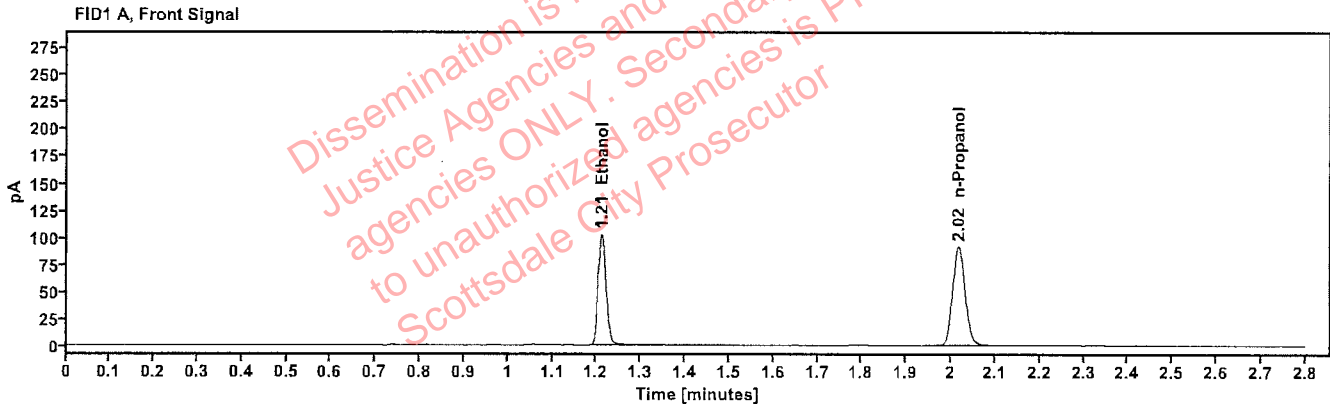


Table 1: FID 1 A (column DB-ALC1)

Compound	Amount (g/100mL)	Time (min)	Peak Area
>Ethanol	0.2056	1.211	130.585
n-Propanol	----	2.017	182.207

Table 2: FID 2 B (column DB-ALC2)

Compound	Time (min)	Peak Area
Ethanol	1.359	143.614
n-Propanol	2.439	198.775

Scottsdale Police Department Crime Lab Volatiles Analysis

Sample: 20012020-B	Vial: 42
Description: 0.080	LIMS ID:
Method: ethanol quant.M	Sequence: 31Jan24
Instrument: US14173023 CN14160045	Injection date: 1/31/2024 2:56:50 PM
Data file: C:\Chem32\1\Data\31Jan24\42.D	Analyst: Abbott

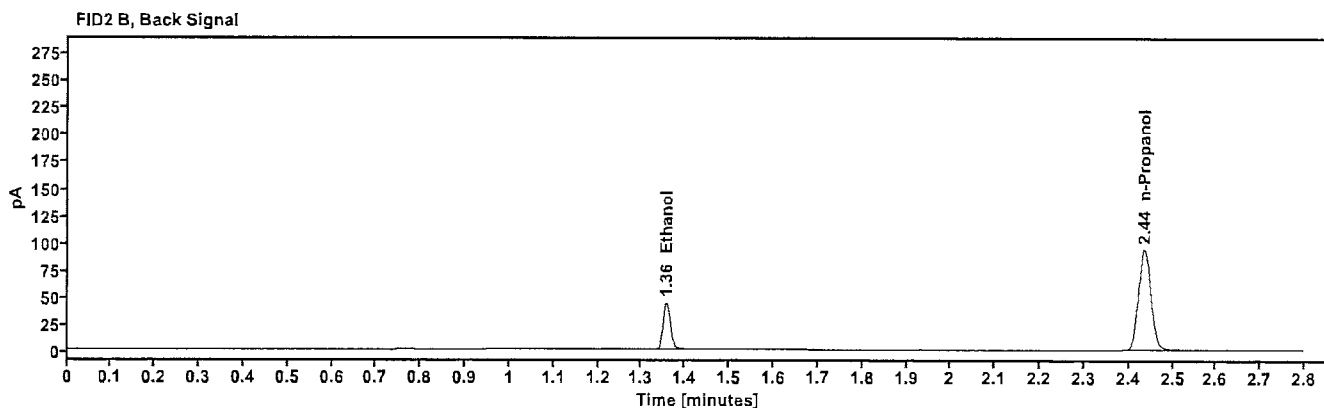
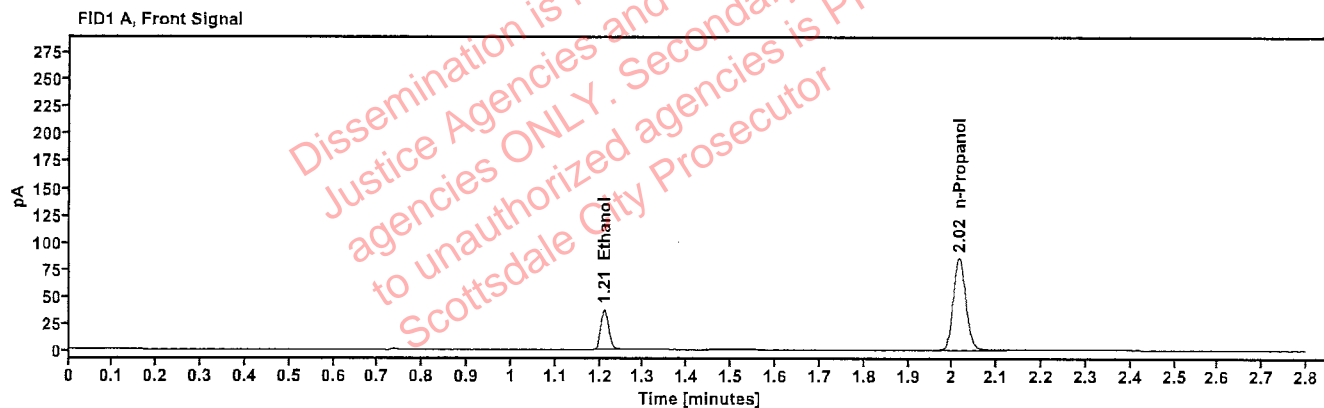


Table 1: FID 1 A (column DB-ALC1)

Compound	Amount (g/100mL)	Time (min)	Peak Area
>Ethanol	0.0811	1.210	47.698
n-Propanol	---	2.015	171.003

Table 2: FID 2 B (column DB-ALC2)

Compound	Time (min)	Peak Area
Ethanol	1.357	52.456
n-Propanol	2.436	186.364

Scottsdale Police Department Crime Lab Volatiles Analysis

Sample:	4110320133/11	Vial:	53
Description:	0.199	LIMS ID:	
Method:	ethanol quant.M	Sequence:	31Jan24
Instrument:	US14173023 CN14160045	Injection date:	1/31/2024 3:41:20 PM
Data file:	C:\Chem32\1\Data\31Jan24\53.D	Analyst:	Abbott AK

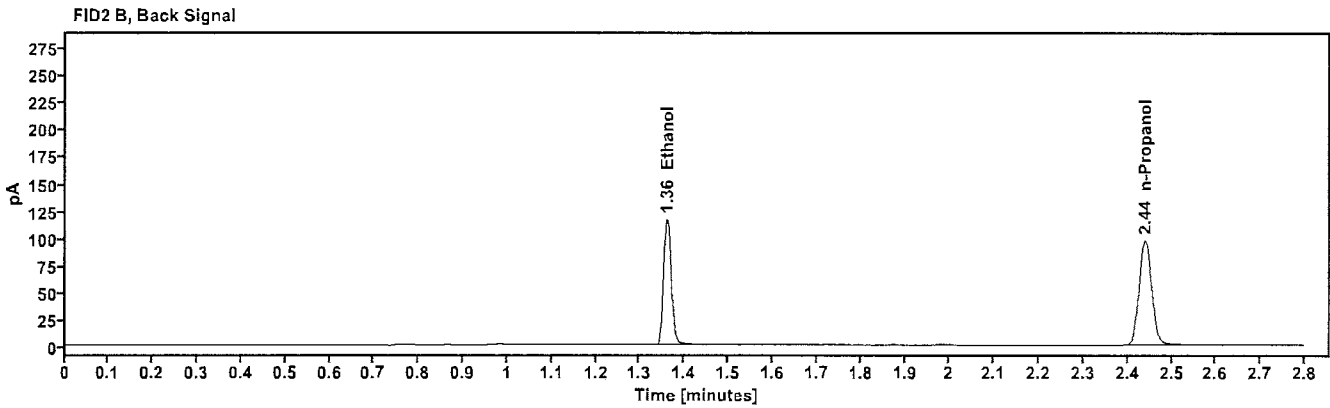
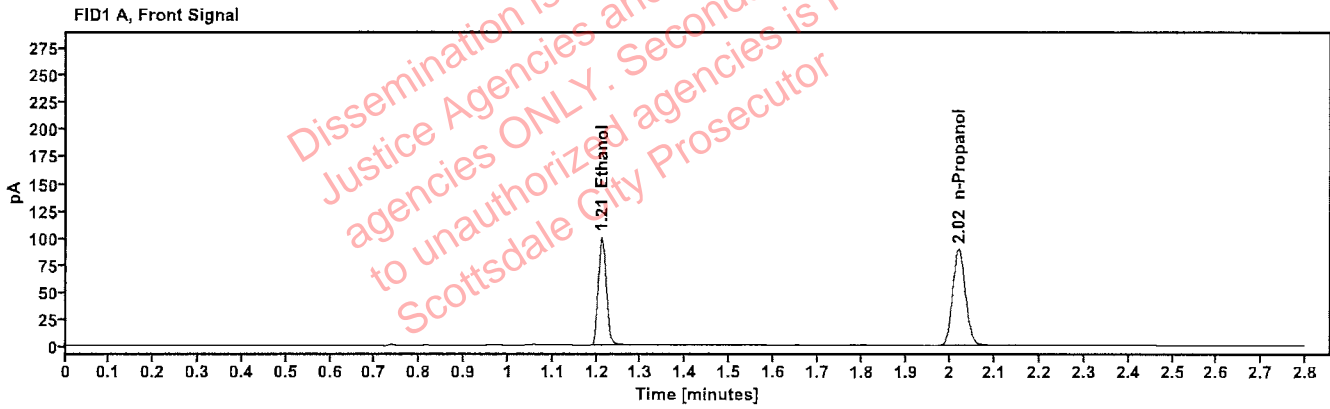


Table 1: FID 1 A (column DB-ALC1)

Compound	Amount (g/100mL)	Time (min)	Peak Area
>Ethanol	0.2061	1.212	127.940
n-Propanol	-----	2.018	178.047

Table 2: FID 2 B (column DB-ALC2)

Compound	Time (min)	Peak Area
Ethanol	1.361	141.056
n-Propanol	2.440	194.189

Scottsdale Police Department Crime Lab Volatiles Analysis

Sample: 30012020-A	Vial: 64
Description: 0.400	LIMS ID:
Method: ethanol quant.M	Sequence: 31Jan24
Instrument: US14173023 CN14160045	Injection date: 1/31/2024 4:25:51 PM
Data file: C:\Chem32\1\Data\31Jan24\64.D	Analyst: Abbott

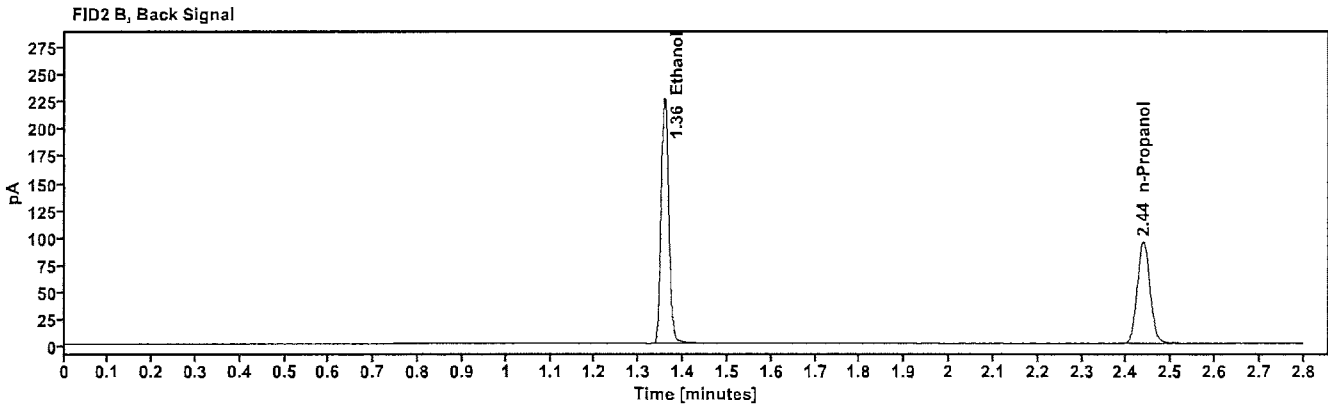
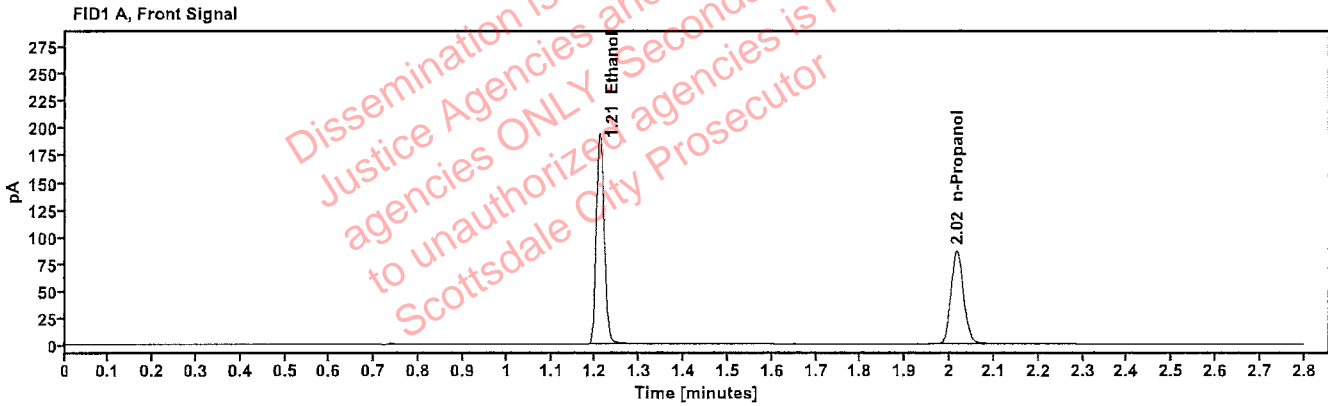


Table 1: FID 1 A (column DB-ALC1)

Compound	Amount (g/100mL)	Time (min)	Peak Area
>Ethanol	0.4073	1.209	246.653
n-Propanol	-----	2.016	172.957

Table 2: FID 2 B (column DB-ALC2)

Compound	Time (min)	Peak Area
Ethanol	1.357	272.113
n-Propanol	2.437	188.223

Scottsdale Police Department Crime Lab Volatiles Analysis

Sample: 14082019-B	Vial: 65
Description: 0.040	LIMS ID:
Method: ethanol quant.M	Sequence: 31Jan24
Instrument: US14173023 CN14160045	Injection date: 1/31/2024 4:29:50 PM
Data file: C:\Chem32\1\Data\31Jan24\65.D	Analyst: Abbott

AK

Dissemination is restricted to Criminal Justice Agencies and authorized agencies ONLY. Secondary dissemination to unauthorized agencies is PROHIBITED. Scottsdale City Prosecutor

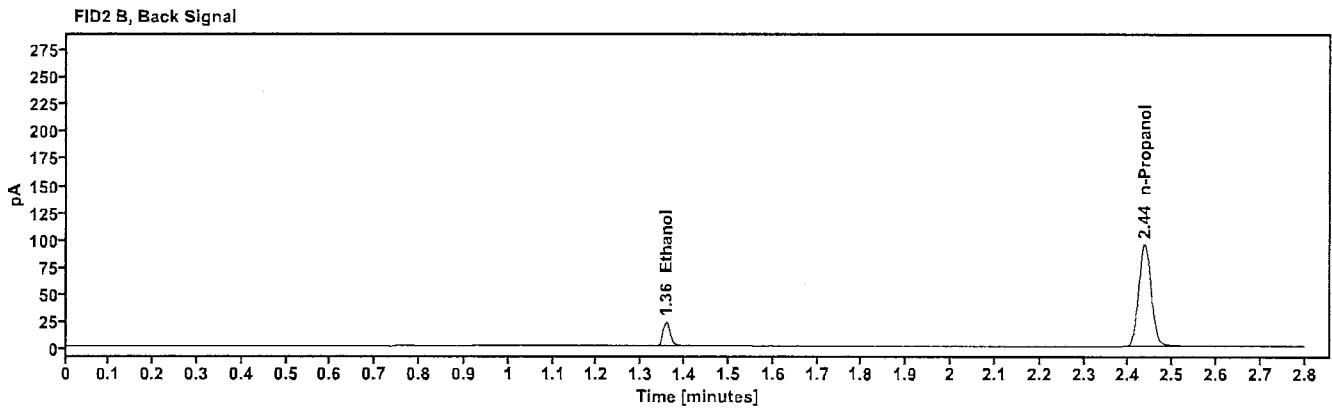
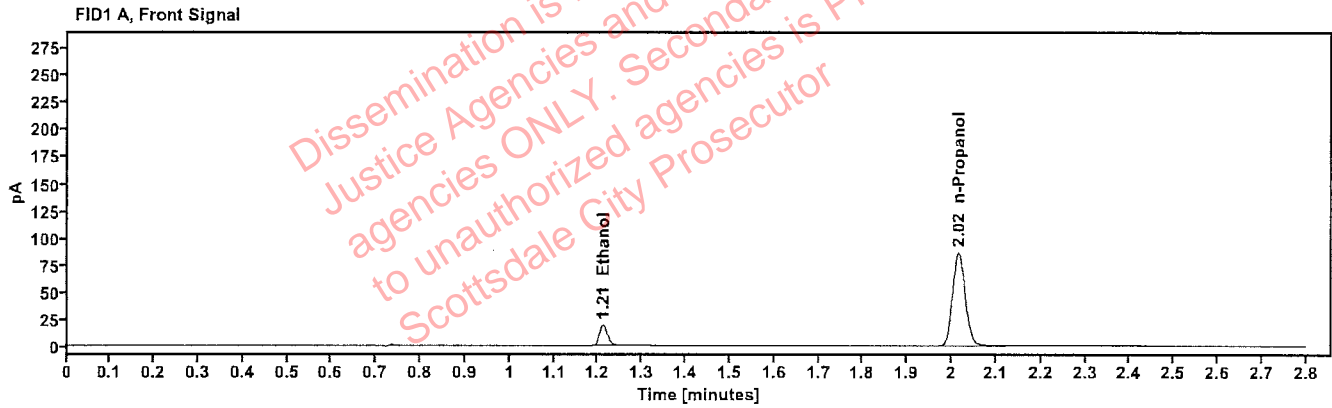


Table 1: FID 1 A (column DB-ALC1)

Compound	Amount (g/100mL)	Time (min)	Peak Area
>Ethanol	0.0418	1.211	24.294
n-Propanol	-----	2.015	172.860

Table 2: FID 2 B (column DB-ALC2)

Compound	Time (min)	Peak Area
Ethanol	1.358	26.566
n-Propanol	2.436	188.269

Scottsdale Police Department Crime Lab Volatiles Analysis

Sample:	4110320133/11	Vial:	66
Description:	0.199	LIMS ID:	
Method:	ethanol quant.M	Sequence:	31Jan24
Instrument:	US14173023 CN14160045	Injection date:	1/31/2024 4:33:51 PM
Data file:	C:\Chem32\1\Data\31Jan24\66.D	Analyst:	Abbott

Abbott

Dissemination is restricted to Criminal Justice Agencies and authorized agencies ONLY. Secondary dissemination to unauthorized agencies is PROHIBITED. Scottsdale City Prosecutor

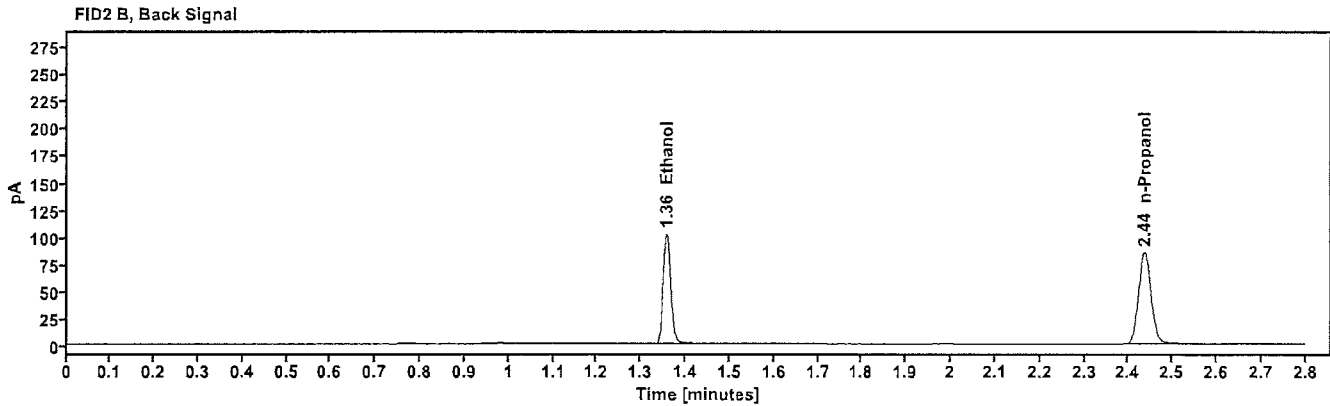
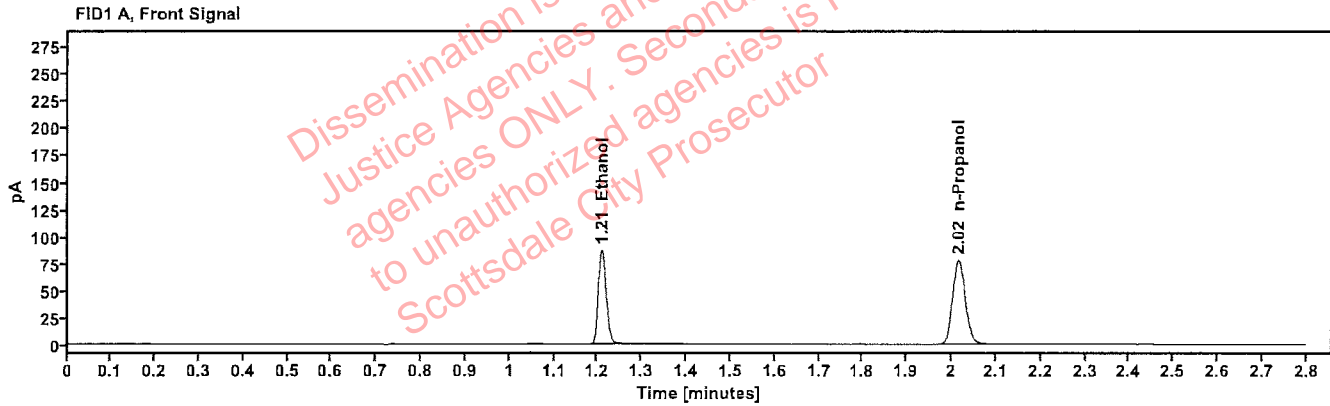


Table 1: FID 1 A (column DB-ALC1)

Compound	Amount (g/100mL)	Time (min)	Peak Area
>Ethanol	0.2042	1.209	110.769
n-Propanol	-----	2.016	155.628

Table 2: FID 2 B (column DB-ALC2)

Compound	Time (min)	Peak Area
Ethanol	1.357	121.935
n-Propanol	2.436	169.520

Scottsdale Police Department Crime Lab Volatiles Analysis

Sample:	010524AQ	Vial:	67
Description:	Negative	LIMS ID:	
Method:	ethanol quant.M	Sequence:	31Jan24
Instrument:	US14173023 CN14160045	Injection date:	1/31/2024 4:38:06 PM
Data file:	C:\Chem32\1\Data\31Jan24\67.D	Analyst:	Abbott

Abbott

Dissemination is restricted to Criminal Justice Agencies and authorized agencies ONLY. Secondary dissemination to unauthorized agencies is PROHIBITED. Scottsdale City Prosecutor

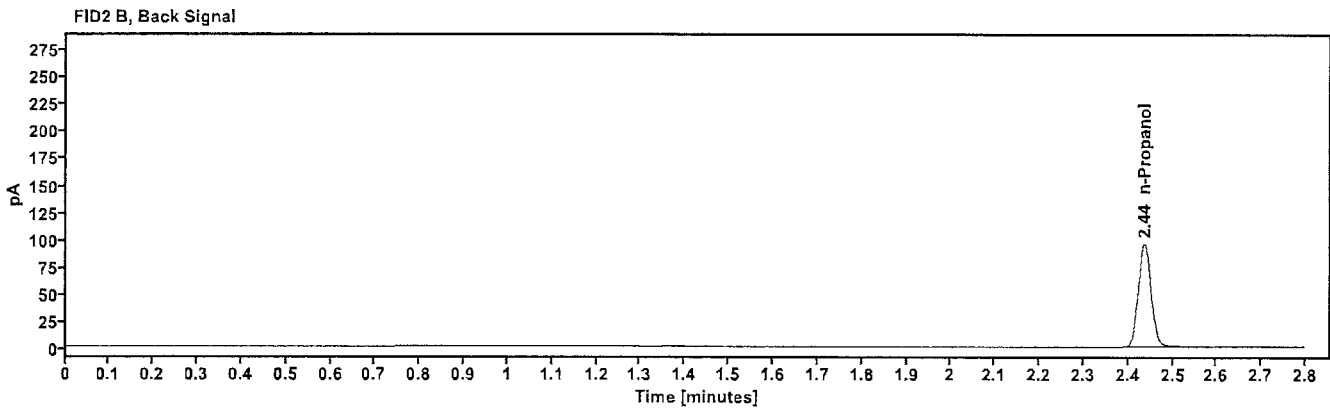
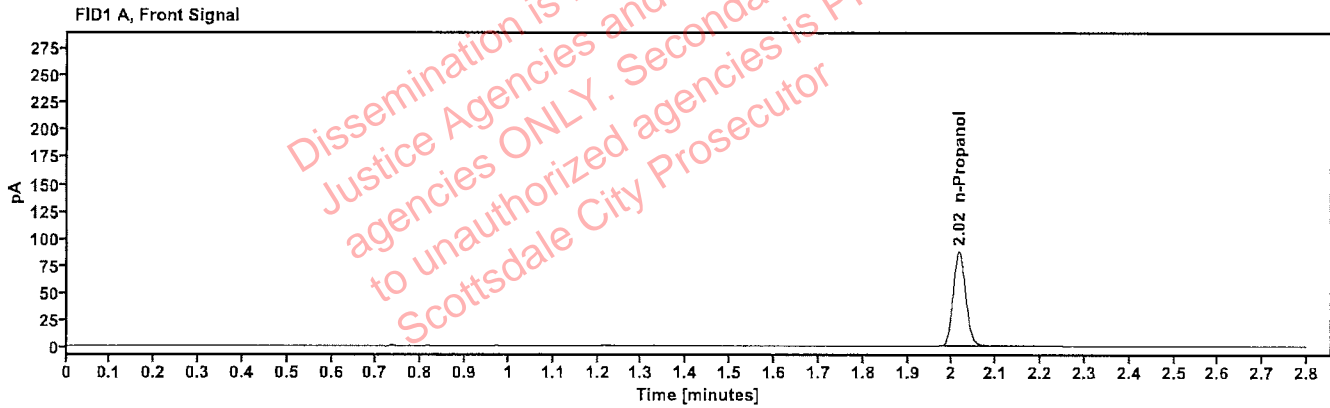


Table 1: FID 1 A (column DB-ALC1)

Compound	Amount (g/100mL)	Time (min)	Peak Area
n-Propanol	-----	2.016	174.841

Table 2: FID 2 B (column DB-ALC2)

Compound	Time (min)	Peak Area
n-Propanol	2.437	190.458

Sequence Summary

Sequence name: 31Jan24 Instrument: US14173023 CN14160045 Analyst: Abbott *JA*

Vial	Sample	Description	Type	LIMS ID	Method
1	FN03122113	0.020 calibrator	Calibration		ethanol quant.M
2	FN03072301	0.100 calibrator	Calibration		ethanol quant.M
3	FN03132302	0.200 calibrator	Calibration		ethanol quant.M
4	FN03052102	0.400 calibrator	Calibration		ethanol quant.M
5	011823VVB	Negative	Control		ethanol quant.M
6	050721MIX	Volatiles mix	Control		ethanol quant.M
7	30012020-A	0.400	Control		ethanol quant.M
8	14082019-B	0.040	Control		ethanol quant.M
9	4110320133/11	0.199	Control		ethanol quant.M
10	353-01A.P.		Sample		ethanol quant.M
11	353-01A.P.		Sample		ethanol quant.M
12	171-01M.D.		Sample		ethanol quant.M
13	171-01M.D.		Sample		ethanol quant.M
14	347-01M.S.		Sample		ethanol quant.M
15	347-01M.S.		Sample		ethanol quant.M
16	285-01J.F.		Sample		ethanol quant.M
17	285-01J.F.		Sample		ethanol quant.M
18	2400776-2		Sample		ethanol quant.M
19	2400776-2		Sample		ethanol quant.M
20	20012020-B	0.080	Control		ethanol quant.M
21	2400989-1		Sample		ethanol quant.M
22	2400989-1		Sample		ethanol quant.M
23	2400869-2		Sample		ethanol quant.M
24	2400869-2		Sample		ethanol quant.M
25	2400966-2		Sample		ethanol quant.M
26	2400966-2		Sample		ethanol quant.M
27	2401233-2		Sample		ethanol quant.M
28	2401233-2		Sample		ethanol quant.M
29	2401332-3		Sample		ethanol quant.M
30	2401332-3		Sample		ethanol quant.M
31	4110320133/11	0.199	Control		ethanol quant.M
32	2401157-3		Sample		ethanol quant.M
33	2401157-3		Sample		ethanol quant.M
34	2401470-1		Sample		ethanol quant.M
35	2401470-1		Sample		ethanol quant.M
36	2401419-1		Sample		ethanol quant.M
37	2401419-1		Sample		ethanol quant.M
38	2401484-3		Sample		ethanol quant.M
39	2401484-3		Sample		ethanol quant.M
40	2401480-2		Sample		ethanol quant.M
41	2401480-2		Sample		ethanol quant.M
42	20012020-B	0.080	Control		ethanol quant.M
43	2401548-1		Sample		ethanol quant.M
44	2401548-1		Sample		ethanol quant.M
45	2326543-2		Sample		ethanol quant.M
46	2326543-2		Sample		ethanol quant.M
47	107-01B.T.		Sample		ethanol quant.M

Sequence Summary

48	107-01B.T.		Sample		ethanol quant.M
49	2401528-2		Sample		ethanol quant.M
50	2401528-2		Sample		ethanol quant.M
51	2401301-1		Sample		ethanol quant.M
52	2401301-1		Sample		ethanol quant.M
53	4110320133/11	0.199	Control		ethanol quant.M
54	2400846-1		Sample		ethanol quant.M
55	2400846-1		Sample		ethanol quant.M
56	2401524-2		Sample		ethanol quant.M
57	2401524-2		Sample		ethanol quant.M
58	2400998-1		Sample		ethanol quant.M
59	2400998-1		Sample		ethanol quant.M
60	2326922-2		Sample		ethanol quant.M
61	2326922-2		Sample		ethanol quant.M
62	2400605-3		Sample		ethanol quant.M
63	2400605-3		Sample		ethanol quant.M
64	30012020-A	0.400	Control		ethanol quant.M
65	14082019-B	0.040	Control		ethanol quant.M
66	4110320133/11	0.199	Control		ethanol quant.M
67	010524AQ	Negative	Control		ethanol quant.M

Dissemination is restricted to Criminal Justice Agencies and authorized agencies ONLY. Secondary dissemination to unauthorized agencies is PROHIBITED.
 Scottsdale City Prosecutor

Scottsdale Police Department Crime Laboratory Summary of Cases

SEQUENCE NAME: 31Jan24

ANALYST: Abbott DA

Vials	Test 1 (g/dL)	Test 2 (g/dL)	Mean (g/dL)	Percent Difference*	Absolute Difference (g/dL)*
10 11	0.1675	0.1675	0.16750	0.00	0.00000
12 13	0.1670	0.1649	0.16595	0.63	0.00105
14 15	0.0909	0.0921	0.09150	0.66	0.00060
16 17	0.0814	0.0825	0.08195	0.67	0.00055
18 19	0.1749	0.1756	0.17525	0.20	0.00035
21 22	0.0966	0.0969	0.09675	0.16	0.00015
23 24	0.1809	0.1819	0.18140	0.28	0.00050
25 26	0.1249	0.1254	0.12515	0.20	0.00025
27 28	0.1167	0.1174	0.11705	0.30	0.00035
29 30	0.3559	0.3614	0.35865	0.77	0.00275
32 33	0.2257	0.2231	0.22440	0.58	0.00130
34 35	0.1755	0.1771	0.17630	0.45	0.00080
36 37	0.1685	0.1679	0.16820	0.18	0.00030
38 39	0.0818	0.0816	0.08170	0.12	0.00010
40 41	0.1885	0.1886	0.18855	0.03	0.00005
43 44	0.1601	0.1633	0.16170	0.99	0.00160
45 46	0.2456	0.2430	0.24430	0.53	0.00130
47 48	0.1250	0.1258	0.12540	0.32	0.00040
49 50	0.3421	0.3477	0.34490	0.81	0.00280
51 52	0.3451	0.3445	0.34480	0.09	0.00030
54 55	0.2283	0.2322	0.23025	0.85	0.00195
56 57	0.2852	0.2807	0.28295	0.80	0.00225
58 59	0.3387	0.3361	0.33740	0.39	0.00130
60 61	0.2095	0.2108	0.21015	0.31	0.00065
62 63	0.2845	0.2825	0.28350	0.35	0.00100

*Calculated differences are differences from the mean of the two results.

Scottsdale Forensic Lab Blood Alcohol Pipetting Log

ANALYST: Abbott 

SEQUENCE: 31Jan24

Instrument Position	Headspace Vial 1	Headspace Vial 2	Blood Tube	Barcode Match
Vials 10 and 11	353-01A.P.	353-01A.P.	353-01A.P.	Yes
Vials 12 and 13	171-01M.D.	171-01M.D.	171-01M.D.	Yes
Vials 14 and 15	347-01M.S.	347-01M.S.	347-01M.S.	Yes
Vials 16 and 17	285-01J.F.	285-01J.F.	285-01J.F.	Yes
Vials 18 and 19	2400776-2	2400776-2	2400776-2	Yes
Vials 21 and 22	2400989-1	2400989-1	2400989-1	Yes
Vials 23 and 24	2400869-2	2400869-2	2400869-2	Yes
Vials 25 and 26	2400966-2	2400966-2	2400966-2	Yes
Vials 27 and 28	2401233-2	2401233-2	2401233-2	Yes
Vials 29 and 30	2401332-3	2401332-3	2401332-3	Yes
Vials 32 and 33	2401157-3	2401157-3	2401157-3	Yes
Vials 34 and 35	2401470-1	2401470-1	2401470-1	Yes
Vials 36 and 37	2401419-1	2401419-1	2401419-1	Yes
Vials 38 and 39	2401484-3	2401484-3	2401484-3	Yes
Vials 40 and 41	2401480-2	2401480-2	2401480-2	Yes
Vials 43 and 44	2401548-1	2401548-1	2401548-1	Yes
Vials 45 and 46	2326543-2	2326543-2	2326543-2	Yes
Vials 47 and 48	107-01B.T.	107-01B.T.	107-01B.T.	Yes
Vials 49 and 50	2401528-2	2401528-2	2401528-2	Yes
Vials 51 and 52	2401301-1	2401301-1	2401301-1	Yes
Vials 54 and 55	2400846-1	2400846-1	2400846-1	Yes
Vials 56 and 57	2401524-2	2401524-2	2401524-2	Yes
Vials 58 and 59	2400998-1	2400998-1	2400998-1	Yes
Vials 60 and 61	2326922-2	2326922-2	2326922-2	Yes
Vials 62 and 63	2400605-3	2400605-3	2400605-3	Yes

Scottsdale Police Department Crime Lab Volatiles Analysis

Sample:	353-01A.P.	Vial:	10
Description:	[REDACTED]	LIMS ID:	[REDACTED]
Method:	ethanol quant.M	Sequence:	31Jan24
Instrument:	US14173023 CN14160045	Injection date:	1/31/2024 12:47:35 PM
Data file:	C:\Chem32\1\Data\31Jan24\10.D	Analyst:	Abbott

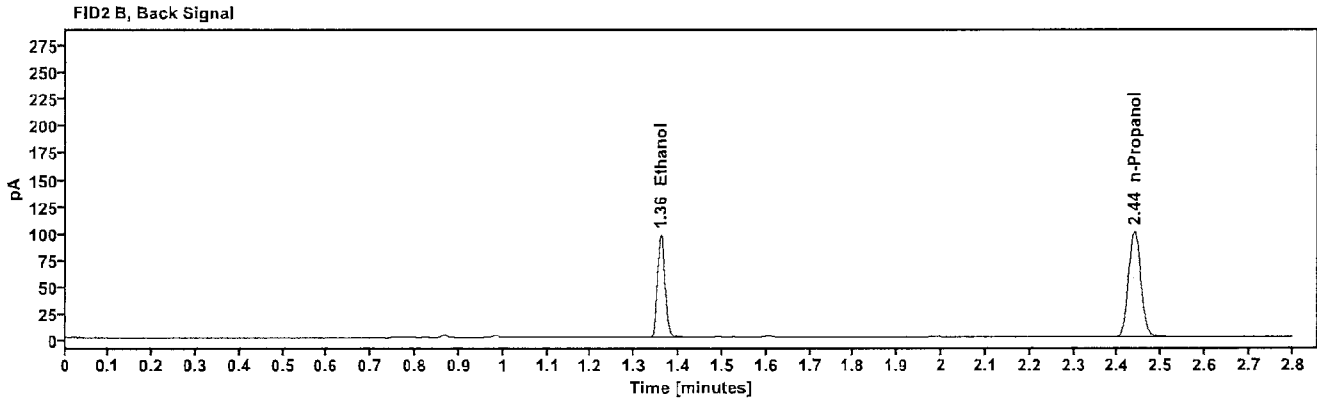
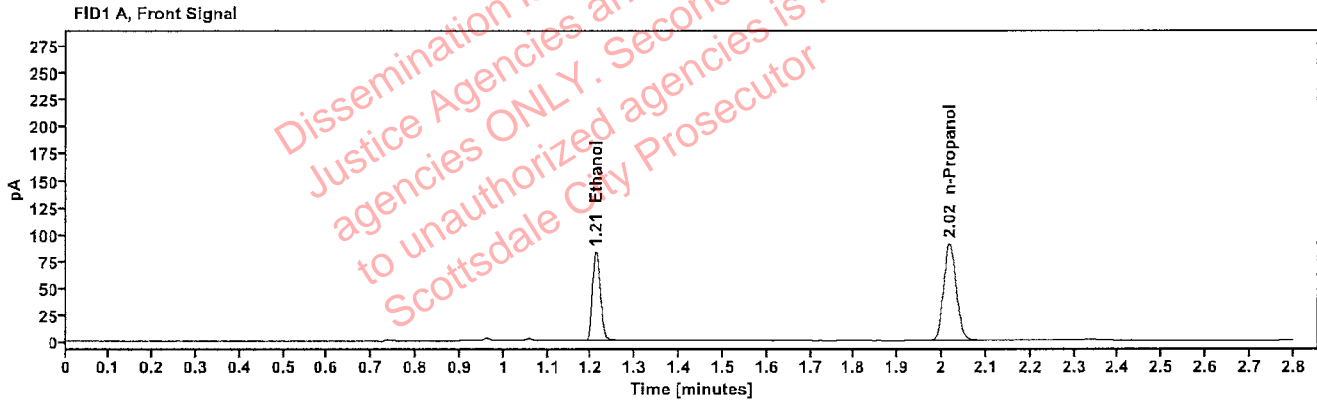


Table 1: FID 1 A (column DB-ALC1)

Compound	Amount (g/100mL)	Time (min)	Peak Area
>Ethanol	0.1675	1.211	105.456
n-Propanol	-----	2.017	180.995

Table 2: FID 2 B (column DB-ALC2)

Compound	Time (min)	Peak Area
Ethanol	1.359	116.061
n-Propanol	2.438	197.011

Abbott, Lori - (01-Feb-2024)

Case: User: LAbbott 2/1/2024

Scottsdale Police Department Crime Lab Volatiles Analysis

Sample:	353-01A.P.	Vial:	11
Description:		LIMS ID:	
Method:	ethanol quant.M	Sequence:	31Jan24
Instrument:	US14173023 CN14160045	Injection date:	1/31/2024 12:51:35 PM
Data file:	C:\Chem32\1\Data\31Jan24\11.D	Analyst:	Abbott

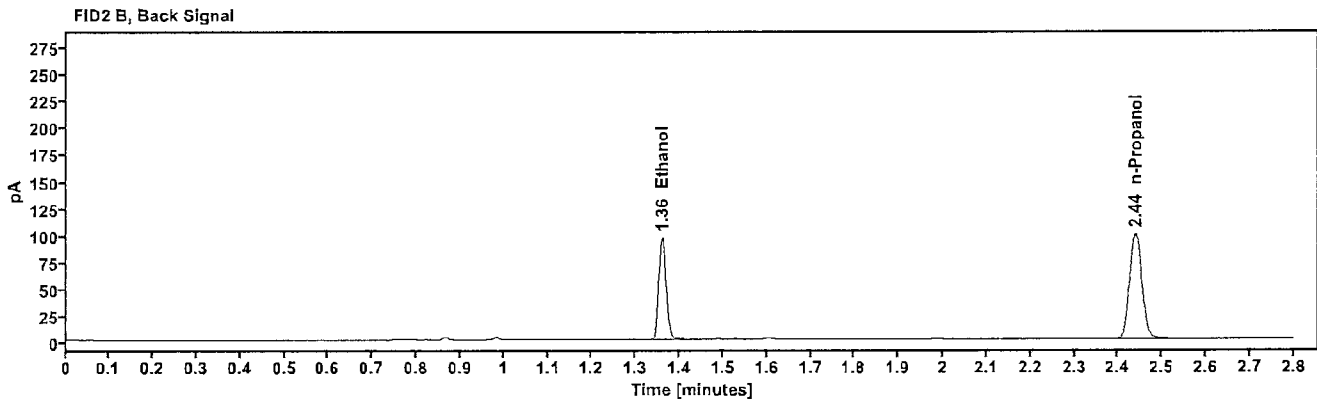
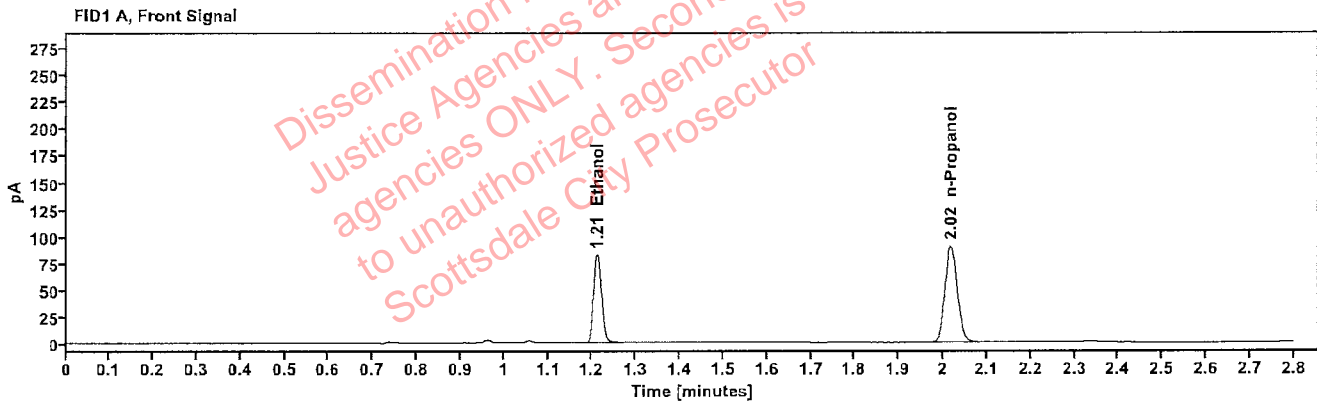


Table 1: FID 1 A (column DB-ALC1)

Compound	Amount (g/100mL)	Time (min)	Peak Area
>Ethanol	0.1675	1.211	105.208
n-Propanol	-----	2.018	180.594

Table 2: FID 2 B (column DB-ALC2)

Compound	Time (min)	Peak Area
Ethanol	1.360	115.864
n-Propanol	2.439	196.465

Scottsdale Police Department Crime Lab Volatiles Analysis

Sample:	171-01M.D.	Vial:	12
Description:	[REDACTED]	LIMS ID:	[REDACTED]
Method:	ethanol quant.M	Sequence:	31Jan24
Instrument:	US14173023 CN14160045	Injection date:	1/31/2024 12:55:36 PM
Data file:	C:\Chem32\1\Data\31Jan24\12.D	Analyst:	Abbott

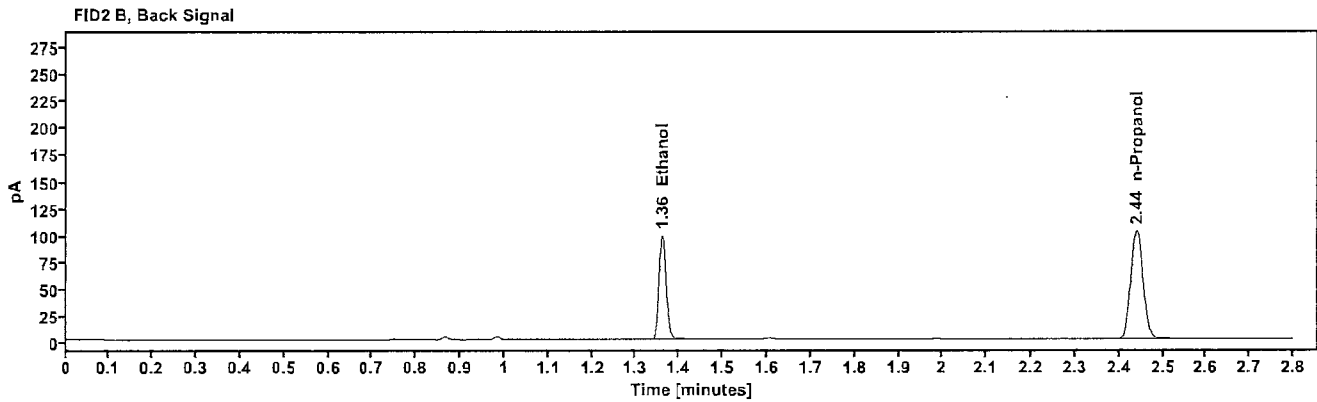
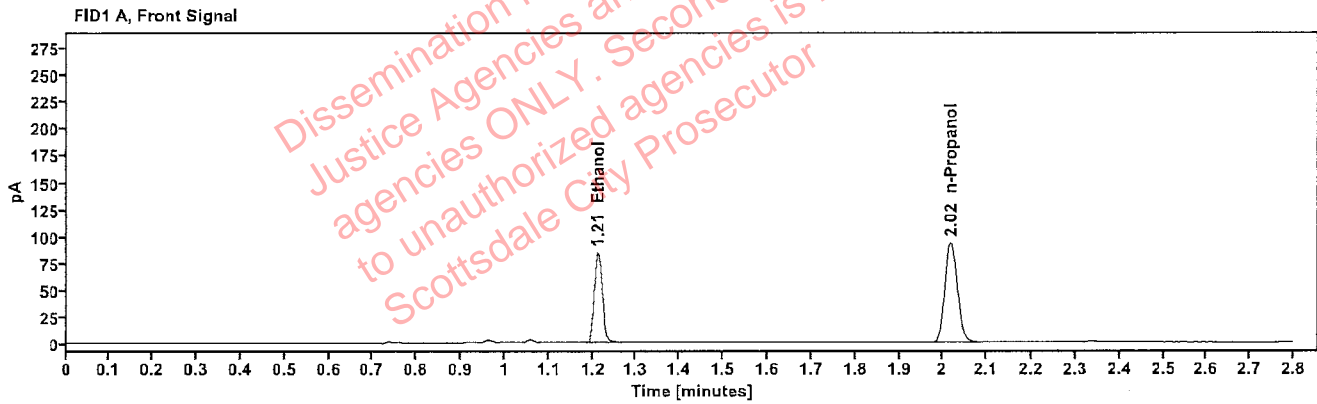


Table 1: FID 1 A (column DB-ALC1)

Compound	Amount (g/100mL)	Time (min)	Peak Area
>Ethanol	0.1670	1.212	107.726
n-Propanol	-----	2.018	185.476

Table 2: FID 2 B (column DB-ALC2)

Compound	Time (min)	Peak Area
Ethanol	1.361	118.903
n-Propanol	2.440	203.409

Scottsdale Police Department Crime Lab Volatiles Analysis

Sample:	171-01M.D.	Vial:	13
Description:	[REDACTED]	LIMS ID:	[REDACTED]
Method:	ethanol quant.M	Sequence:	31Jan24
Instrument:	US14173023 CN14160045	Injection date:	1/31/2024 12:59:50 PM
Data file:	C:\Chem32\1\Data\31Jan24\13.D	Analyst:	Abbott

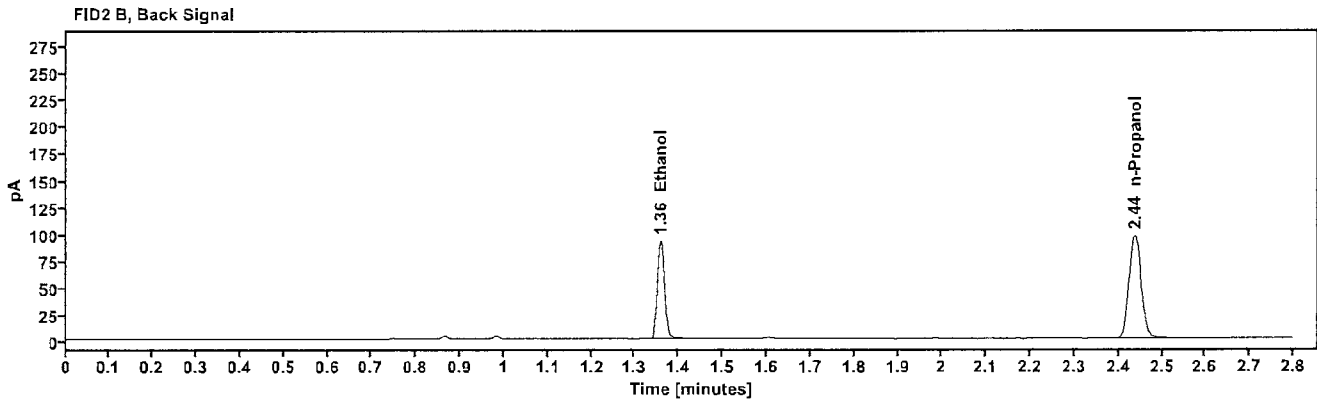
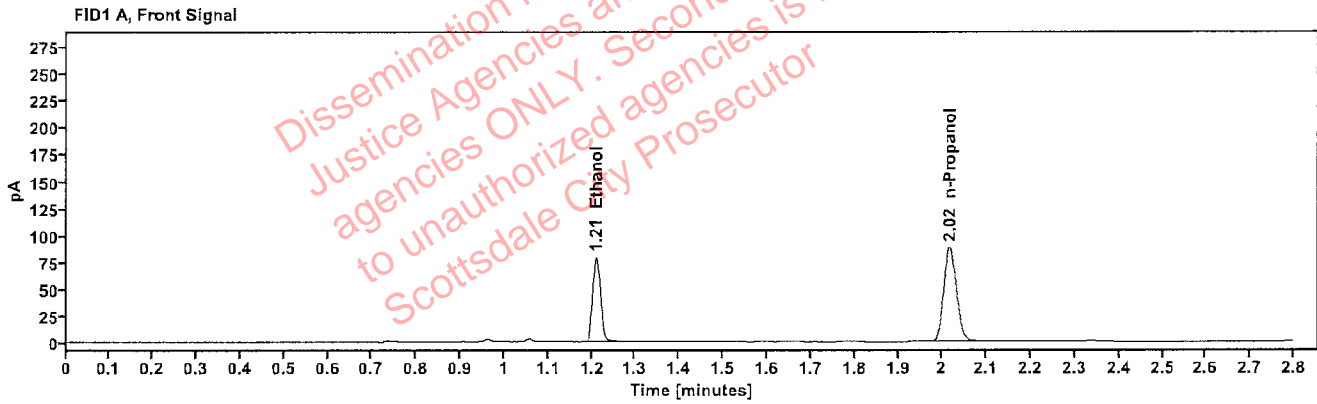


Table 1: FID 1 A (column DB-ALC1)

Compound	Amount (g/100mL)	Time (min)	Peak Area
>Ethanol	0.1649	1.210	100.147
n-Propanol	-----	2.016	174.651

Table 2: FID 2 B (column DB-ALC2)

Compound	Time (min)	Peak Area
Ethanol	1.358	110.072
n-Propanol	2.438	191.330

Scottsdale Police Department Crime Lab Volatiles Analysis

Sample:	347-01M.S.	Vial:	14
Description:	[REDACTED]	LIMS ID:	[REDACTED]
Method:	ethanol quant.M	Sequence:	31Jan24
Instrument:	US14173023 CN14160045	Injection date:	1/31/2024 1:03:51 PM
Data file:	C:\Chem32\1\Data\31Jan24\14.D	Analyst:	Abbott

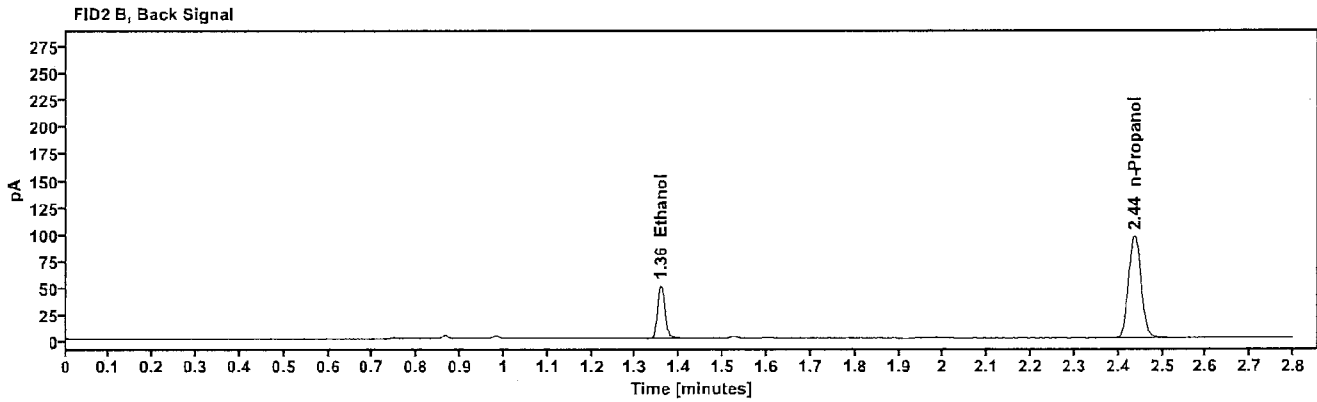
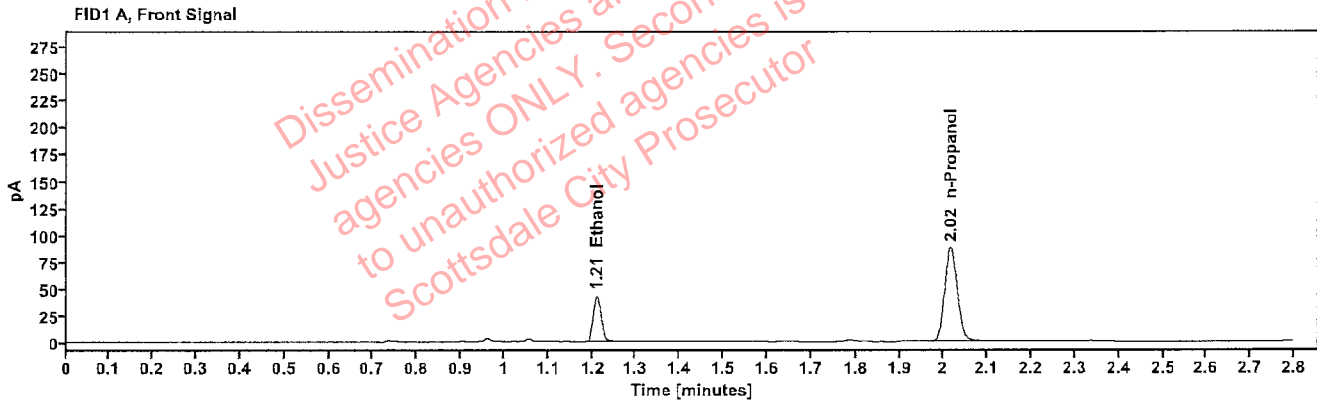


Table 1: FID 1 A (column DB-ALC1)

Compound	Amount (g/100mL)	Time (min)	Peak Area
>Ethanol	0.0909	1.210	54.554
n-Propanol	-----	2.016	174.142

Table 2: FID 2 B (column DB-ALC2)

Compound	Time (min)	Peak Area
Ethanol	1.358	59.987
n-Propanol	2.437	190.476

Scottsdale Police Department Crime Lab Volatiles Analysis

Sample:	347-01M.S.	Vial:	15
Description:		LIMS ID:	
Method:	ethanol quant.M	Sequence:	31Jan24
Instrument:	US14173023 CN14160045	Injection date:	1/31/2024 1:07:50 PM
Data file:	C:\Chem32\1\Data\31Jan24\15.D	Analyst:	Abbott

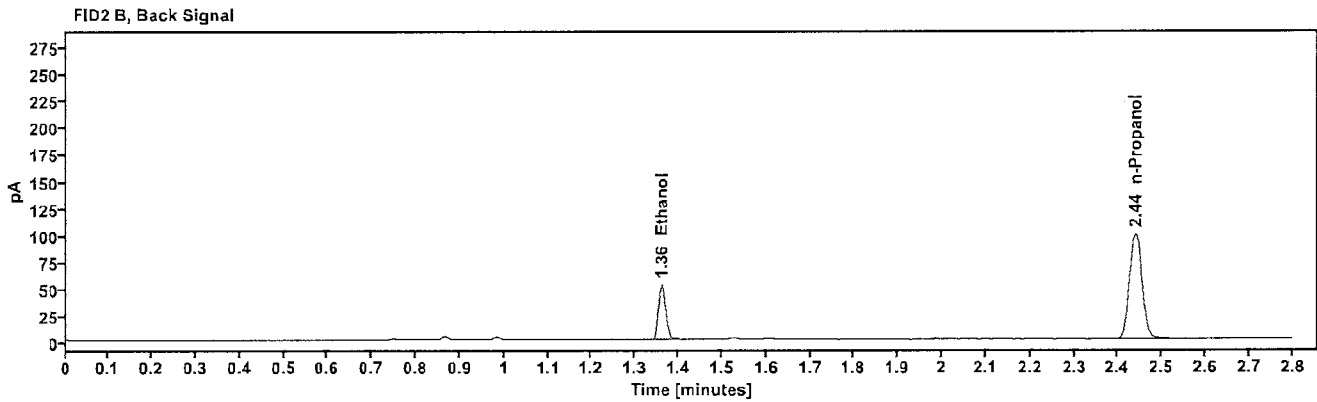
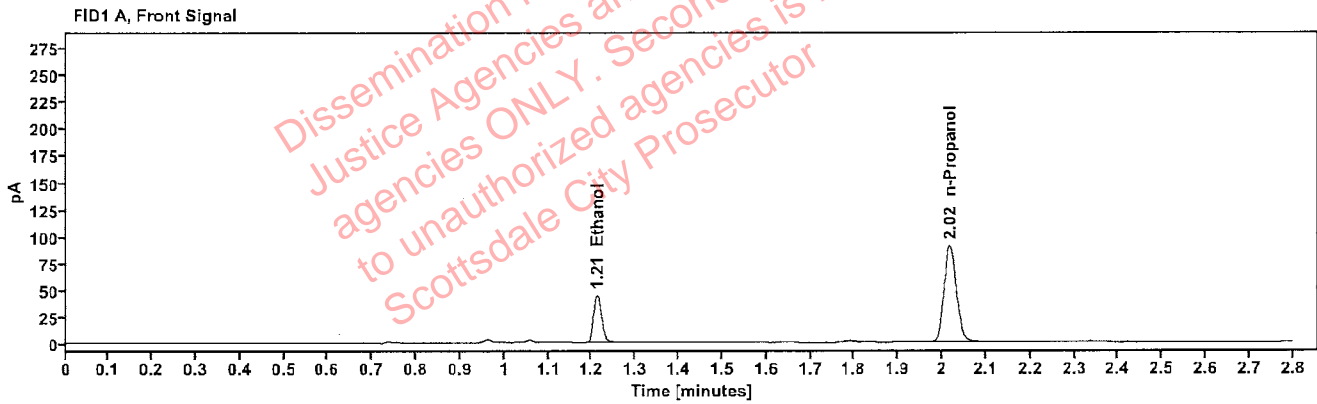


Table 1: FID 1 A (column DB-ALC1)

Compound	Amount (g/100mL)	Time (min)	Peak Area
>Ethanol	0.0921	1.212	57.371
n-Propanol	-----	2.018	180.621

Table 2: FID 2 B (column DB-ALC2)

Compound	Time (min)	Peak Area
Ethanol	1.361	63.129
n-Propanol	2.440	197.600

Scottsdale Police Department Crime Lab Volatiles Analysis

Sample:	285-01J.F.	Vial:	16
Description:		LIMS ID:	
Method:	ethanol quant.M	Sequence:	31Jan24
Instrument:	US14173023 CN14160045	Injection date:	1/31/2024 1:11:50 PM
Data file:	C:\Chem32\1\Data\31Jan24\16.D	Analyst:	Abbott

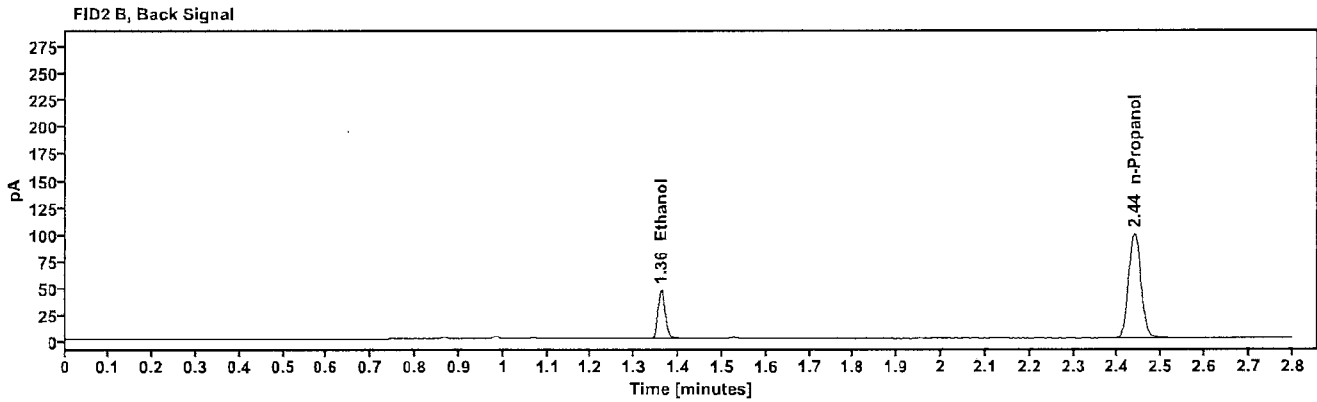
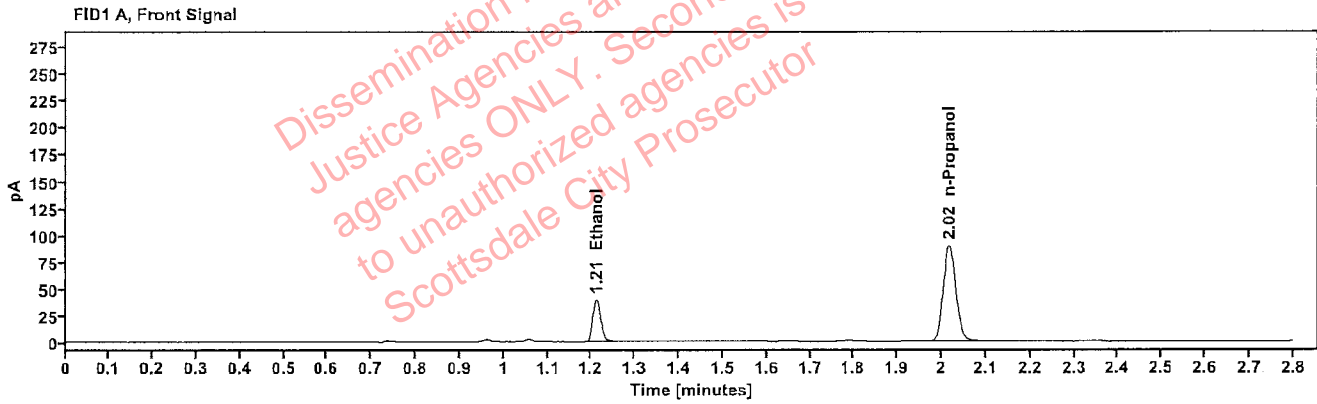


Table 1: FID 1 A (column DB-ALC1)

Compound	Amount (g/100mL)	Time (min)	Peak Area
>Ethanol	0.0814	1.212	50.183
n-Propanol	-----	2.017	179.274

Table 2: FID 2 B (column DB-ALC2)

Compound	Time (min)	Peak Area
Ethanol	1.360	55.103
n-Propanol	2.439	195.520

Scottsdale Police Department Crime Lab Volatiles Analysis

Sample:	285-01J.F.	Vial:	17
Description:		LIMS ID:	
Method:	ethanol quant.M	Sequence:	31Jan24
Instrument:	US14173023 CN14160045	Injection date:	1/31/2024 1:15:50 PM
Data file:	C:\Chem32\1\Data\31Jan24\17.D	Analyst:	Abbott

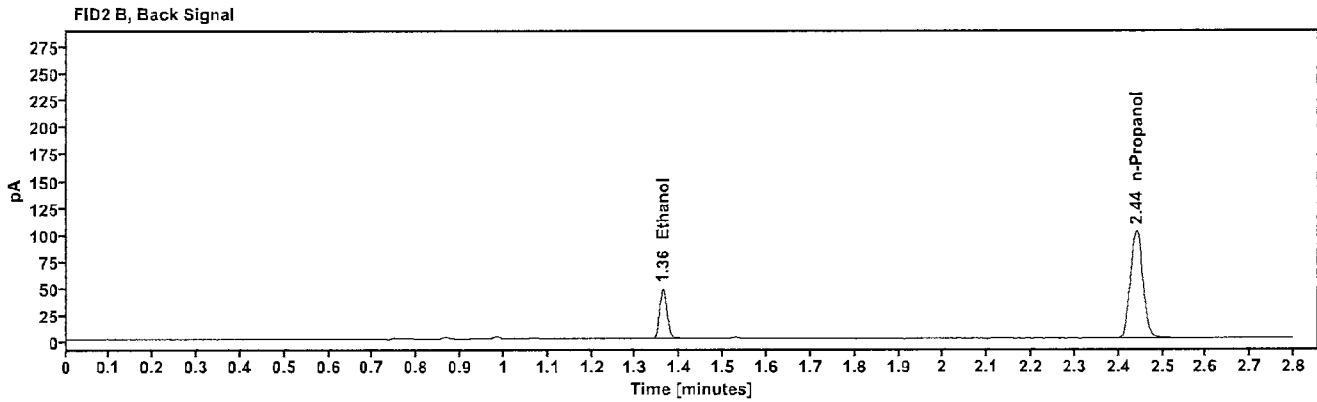
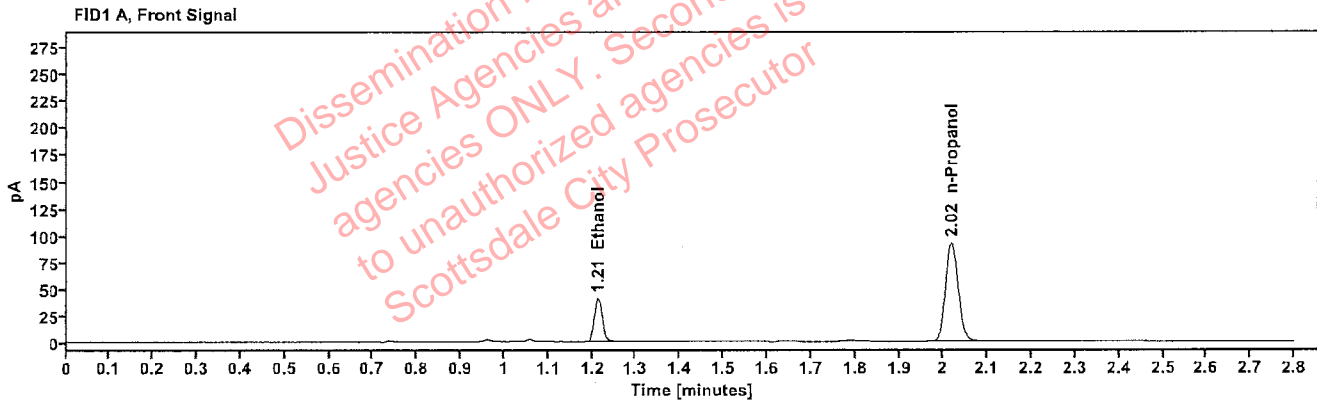


Table 1: FID 1 A (column DB-ALC1)

Compound	Amount (g/100mL)	Time (min)	Peak Area
>Ethanol	0.0825	1.213	52.272
n-Propanol	-----	2.018	184.206

Table 2: FID 2 B (column DB-ALC2)

Compound	Time (min)	Peak Area
Ethanol	1.361	57.316
n-Propanol	2.440	201.130

Scottsdale Police Department Crime Lab Volatiles Analysis

Sample:	2400776-2	Vial:	18
Description:	[REDACTED]	LIMS ID:	[REDACTED]
Method:	ethanol quant.M	Sequence:	31Jan24
Instrument:	US14173023 CN14160045	Injection date:	1/31/2024 1:19:51 PM
Data file:	C:\Chem32\1\Data\31Jan24\18.D	Analyst:	Abbott

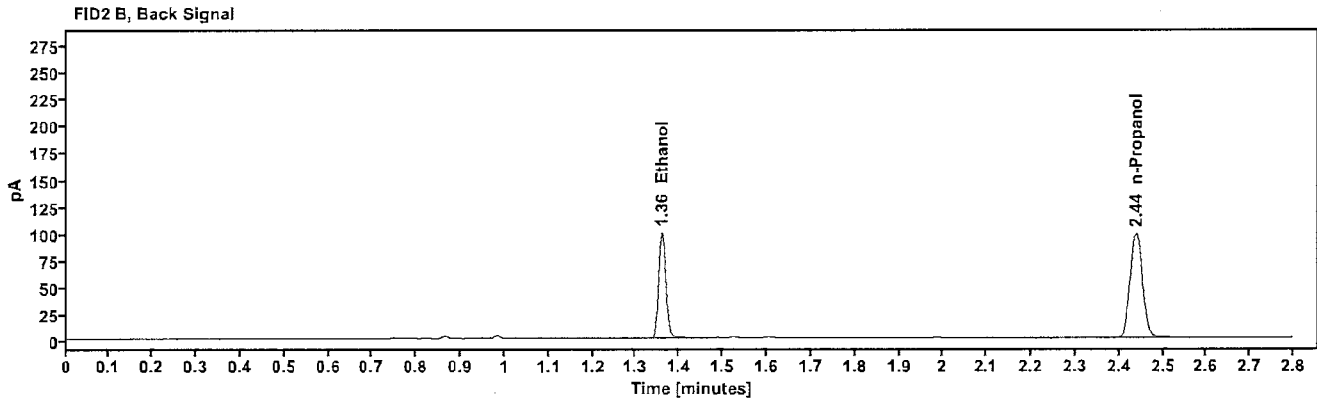
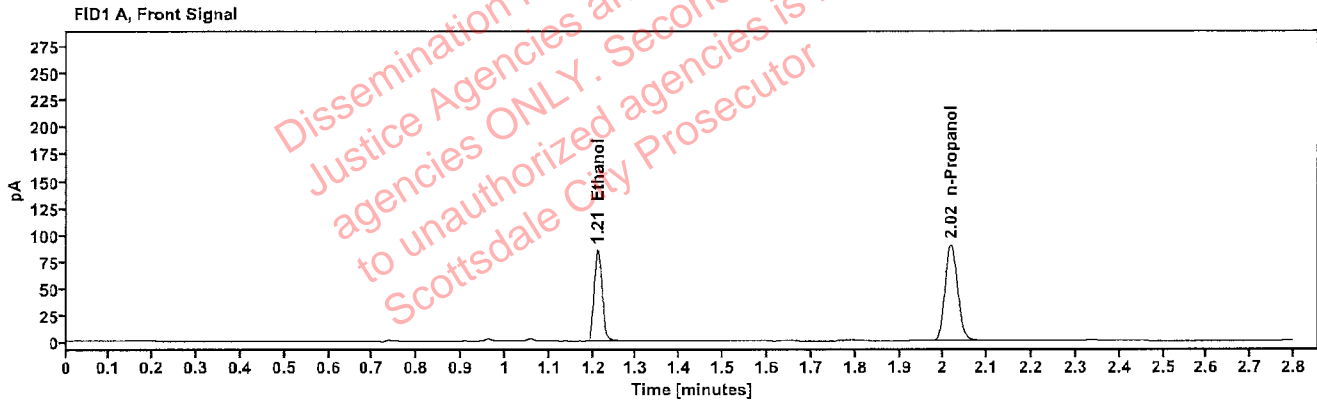


Table 1: FID 1 A (column DB-ALC1)

Compound	Amount (g/100mL)	Time (min)	Peak Area
>Ethanol	0.1749	1.211	108.638
n-Propanol	-----	2.017	178.529

Table 2: FID 2 B (column DB-ALC2)

Compound	Time (min)	Peak Area
Ethanol	1.359	119.899
n-Propanol	2.438	195.007

Scottsdale Police Department Crime Lab Volatiles Analysis

Sample:	2400776-2	Vial:	19
Description:	[REDACTED]	LIMS ID:	[REDACTED]
Method:	ethanol quant.M	Sequence:	31Jan24
Instrument:	US14173023 CN14160045	Injection date:	1/31/2024 1:24:06 PM
Data file:	C:\Chem32\1\Data\31Jan24\19.D	Analyst:	Abbott

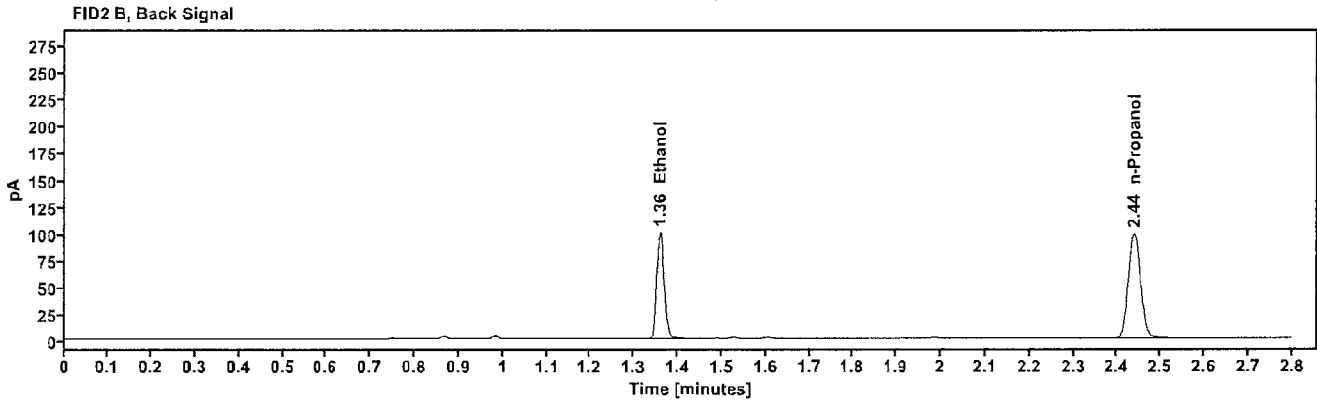
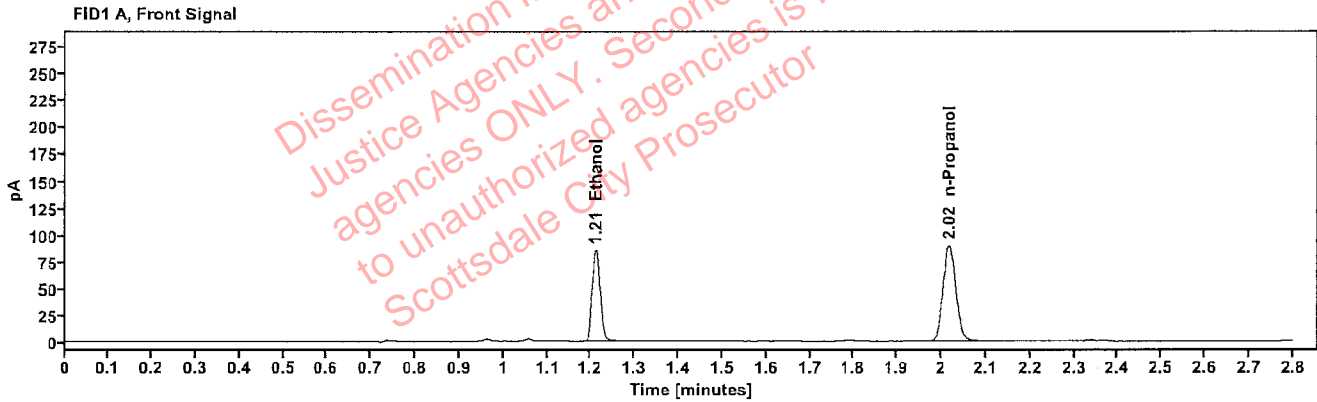


Table 1: FID 1 A (column DB-ALC1)

Compound	Amount (g/100mL)	Time (min)	Peak Area
>Ethanol	0.1756	1.211	109.140
n-Propanol	-----	2.017	178.545

Table 2: FID 2 B (column DB-ALC2)

Compound	Time (min)	Peak Area
Ethanol	1.359	120.199
n-Propanol	2.439	195.055

Scottsdale Police Department Crime Lab Volatiles Analysis

Sample:	2400989-1	Vial:	21
Description:	[REDACTED]	LIMS ID:	[REDACTED]
Method:	ethanol quant.M	Sequence:	31Jan24
Instrument:	US14173023 CN14160045	Injection date:	1/31/2024 1:32:05 PM
Data file:	C:\Chem32\1\Data\31Jan24\21.D	Analyst:	Abbott

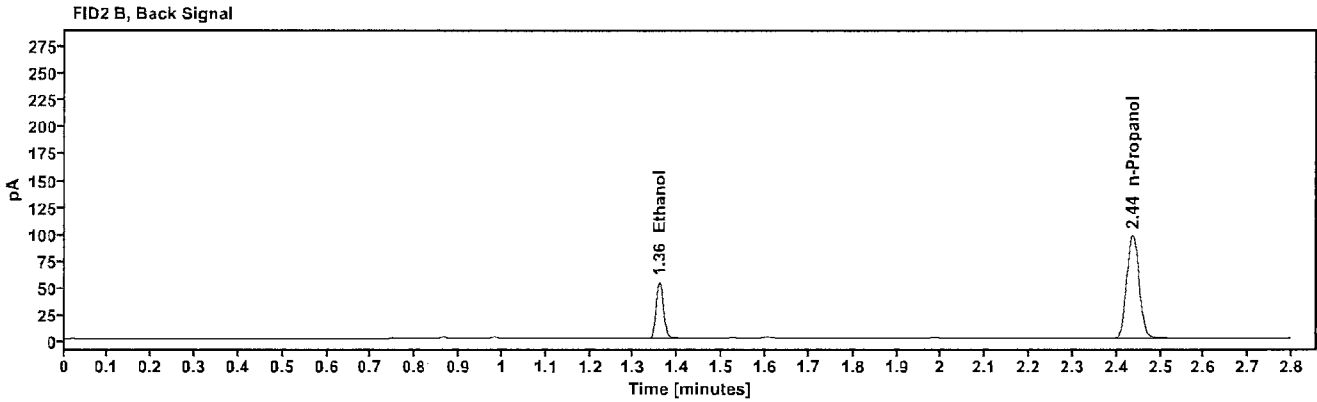
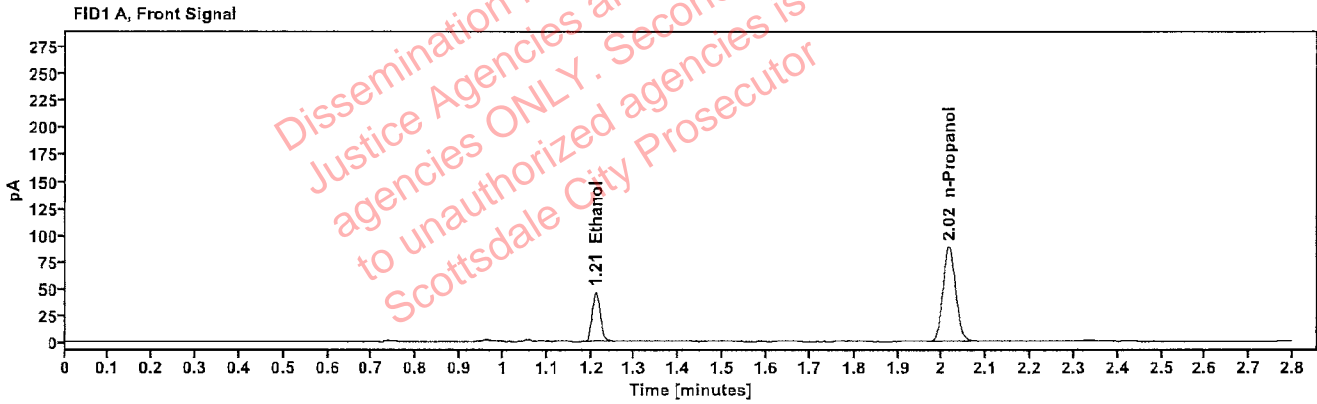


Table 1: FID 1 A (column DB-ALC1)

Compound	Amount (g/100mL)	Time (min)	Peak Area
>Ethanol	0.0966	1.211	58.885
n-Propanol	-----	2.016	176.609

Table 2: FID 2 B (column DB-ALC2)

Compound	Time (min)	Peak Area
Ethanol	1.358	64.902
n-Propanol	2.436	193.362

Scottsdale Police Department Crime Lab Volatiles Analysis

Sample:	2400989-1	Vial:	22
Description:		LIMS ID:	
Method:	ethanol quant.M	Sequence:	31Jan24
Instrument:	US14173023 CN14160045	Injection date:	1/31/2024 1:36:05 PM
Data file:	C:\Chem32\1\Data\31Jan24\22.D	Analyst:	Abbott

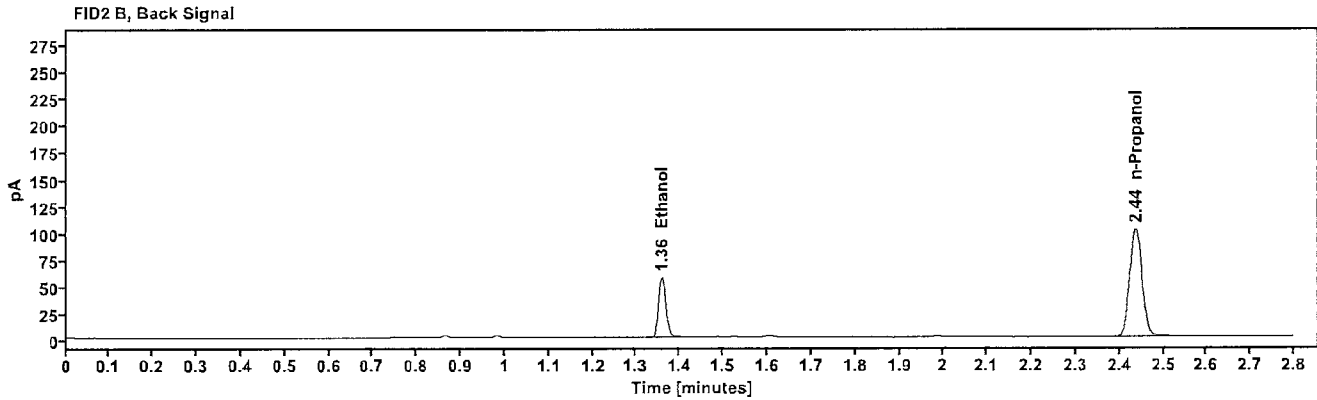
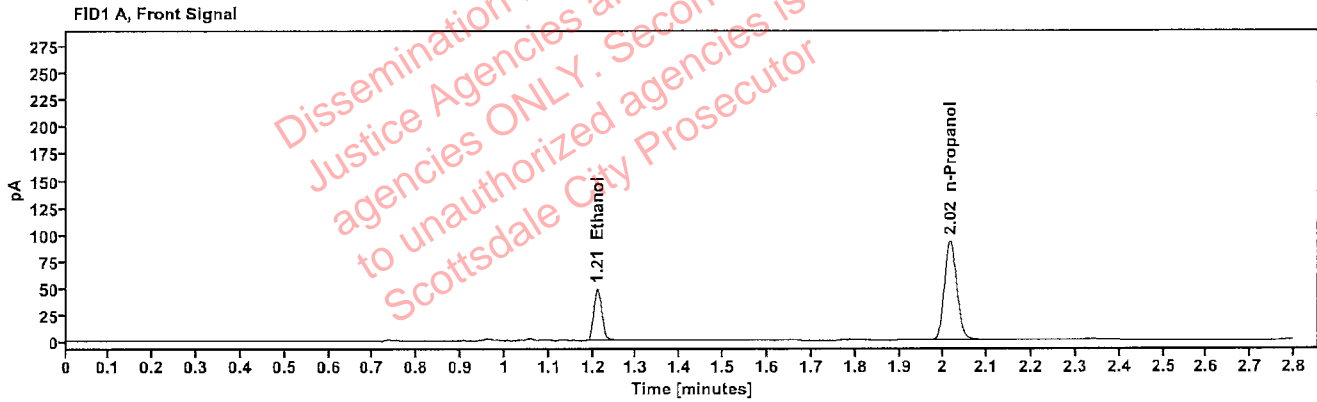


Table 1: FID 1 A (column DB-ALC1)

Compound	Amount (g/100mL)	Time (min)	Peak Area
>Ethanol	0.0969	1.210	62.135
n-Propanol	-----	2.015	185.854

Table 2: FID 2 B (column DB-ALC2)

Compound	Time (min)	Peak Area
Ethanol	1.358	68.451
n-Propanol	2.437	201.843

[REDACTED]: Abbott, Lori - (01-Feb-2024)

Case: [REDACTED] User: LAbbott 2/1/2024

Scottsdale Police Department Crime Lab Volatiles Analysis

Sample:	2400869-2	Vial:	23
Description:	[REDACTED]	LIMS ID:	[REDACTED]
Method:	ethanol quant.M	Sequence:	31Jan24
Instrument:	US14173023 CN14160045	Injection date:	1/31/2024 1:40:06 PM
Data file:	C:\Chem32\1\Data\31Jan24\23.D	Analyst:	Abbott

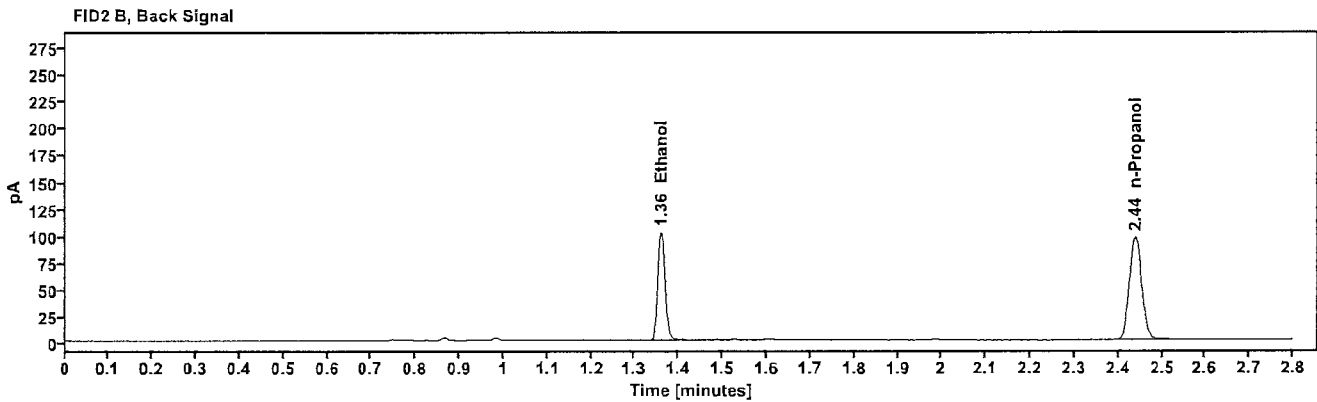
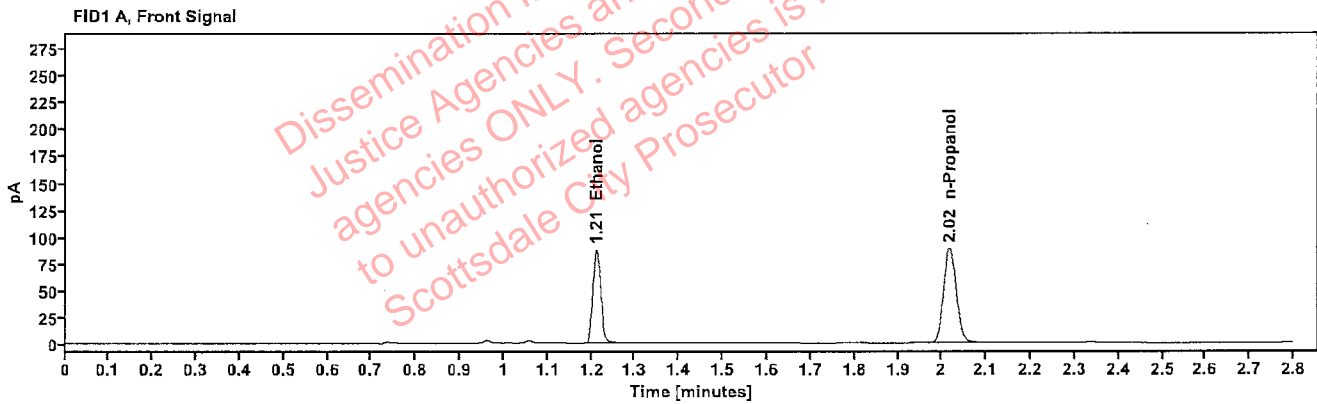


Table 1: FID 1 A (column DB-ALC1)

Compound	Amount (g/100mL)	Time (min)	Peak Area
>Ethanol	0.1809	1.211	111.604
n-Propanol	-----	2.017	177.186

Table 2: FID 2 B (column DB-ALC2)

Compound	Time (min)	Peak Area
Ethanol	1.360	123.024
n-Propanol	2.439	192.825

Scottsdale Police Department Crime Lab Volatiles Analysis

Sample:	2400869-2	Vial:	24
Description:	[REDACTED]	LIMS ID:	[REDACTED]
Method:	ethanol quant.M	Sequence:	31Jan24
Instrument:	US14173023 CN14160045	Injection date:	1/31/2024 1:44:06 PM
Data file:	C:\Chem32\1\Data\31Jan24\24.D	Analyst:	Abbott

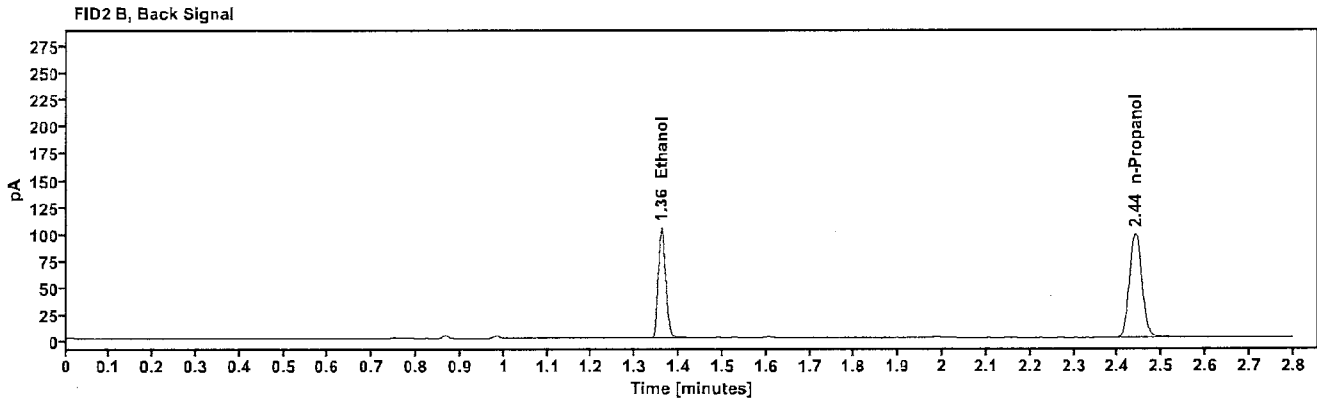
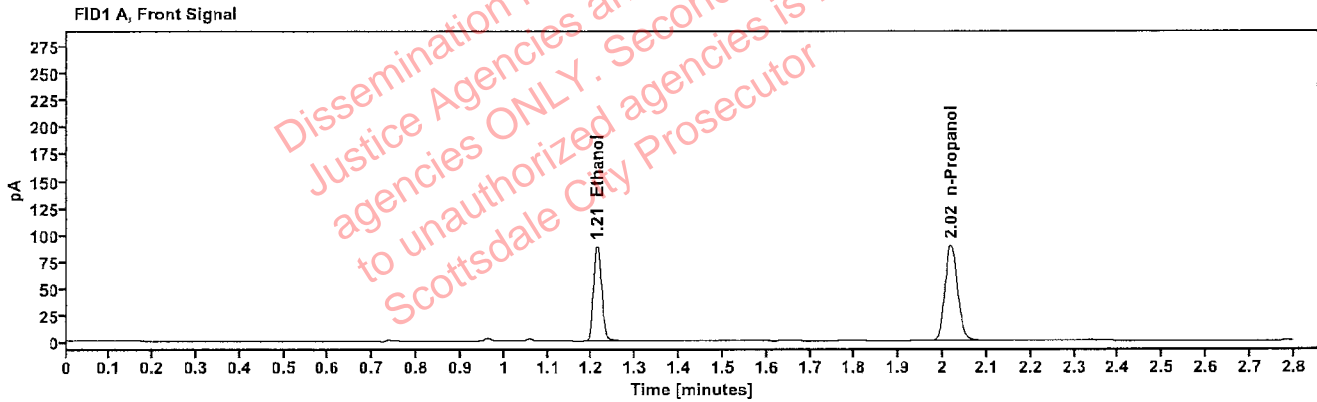


Table 1: FID 1 A (column DB-ALC1)

Compound	Amount (g/100mL)	Time (min)	Peak Area
>Ethanol	0.1819	1.212	113.901
n-Propanol	-----	2.018	179.822

Table 2: FID 2 B (column DB-ALC2)

Compound	Time (min)	Peak Area
Ethanol	1.361	125.517
n-Propanol	2.440	195.678

Scottsdale Police Department Crime Lab Volatiles Analysis

Sample:	2400966-2	Vial:	25
Description:		LIMS ID:	
Method:	ethanol quant.M	Sequence:	31Jan24
Instrument:	US14173023 CN14160045	Injection date:	1/31/2024 1:48:20 PM
Data file:	C:\Chem32\1\Data\31Jan24\25.D	Analyst:	Abbott

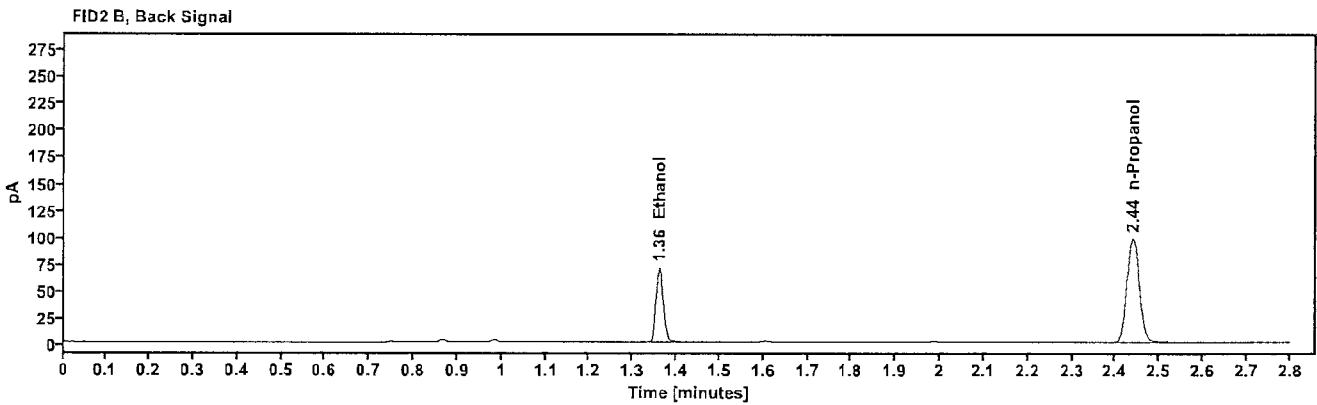
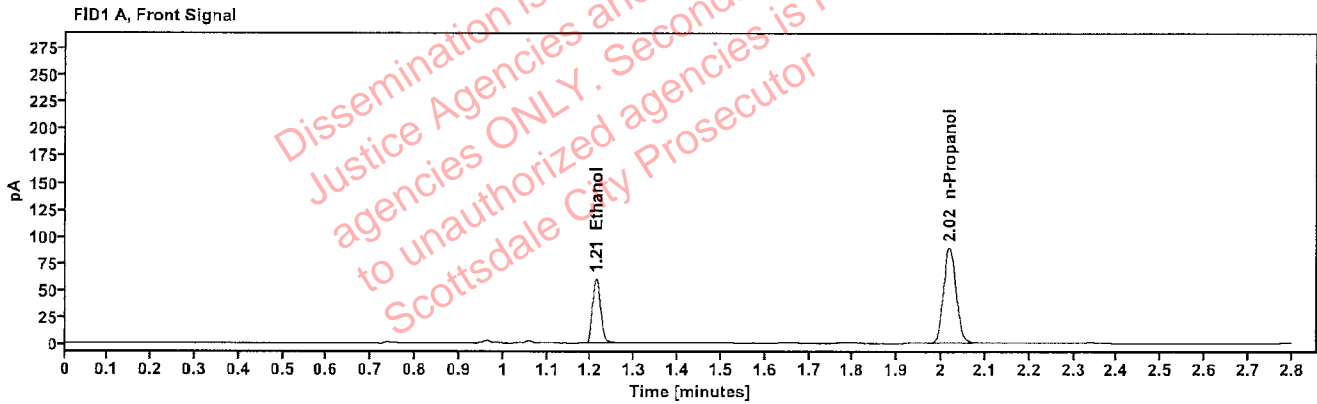


Table 1: FID 1 A (column DB-ALC1)

Compound	Amount (g/100mL)	Time (min)	Peak Area
>Ethanol	0.1249	1.212	77.065
n-Propanol	-----	2.018	178.094

Table 2: FID 2 B (column DB-ALC2)

Compound	Time (min)	Peak Area
Ethanol	1.361	84.834
n-Propanol	2.440	194.574

Scottsdale Police Department Crime Lab Volatiles Analysis

Sample:	2400966-2	Vial:	26
Description:	[REDACTED]	LIMS ID:	[REDACTED]
Method:	ethanol quant.M	Sequence:	31Jan24
Instrument:	US14173023 CN14160045	Injection date:	1/31/2024 1:52:20 PM
Data file:	C:\Chem32\1\Data\31Jan24\26.D	Analyst:	Abbott

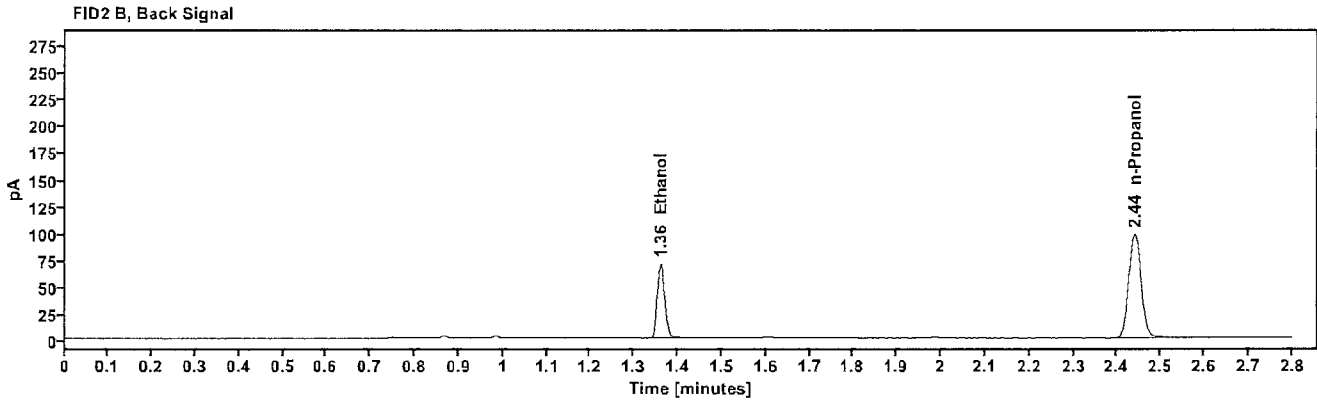
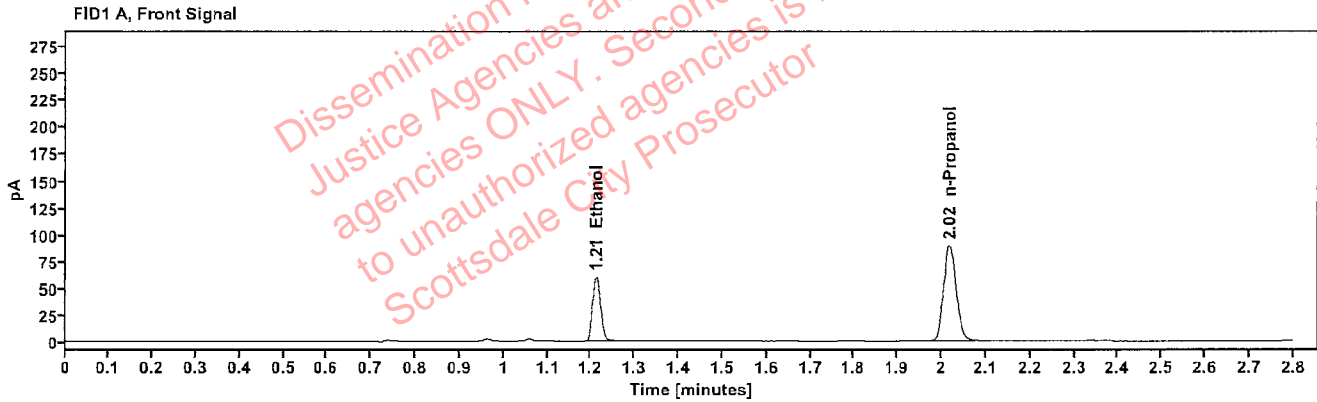


Table 1: FID 1 A (column DB-ALC1)

Compound	Amount (g/100mL)	Time (min)	Peak Area
>Ethanol	0.1254	1.212	77.322
n-Propanol	-----	2.018	177.888

Table 2: FID 2 B (column DB-ALC2)

Compound	Time (min)	Peak Area
Ethanol	1.360	85.065
n-Propanol	2.440	194.294

Scottsdale Police Department Crime Lab Volatiles Analysis

Sample:	2401233-2	Vial:	27
Description:		LIMS ID:	
Method:	ethanol quant.M	Sequence:	31Jan24
Instrument:	US14173023 CN14160045	Injection date:	1/31/2024 1:56:20 PM
Data file:	C:\Chem32\1\Data\31Jan24\27.D	Analyst:	Abbott

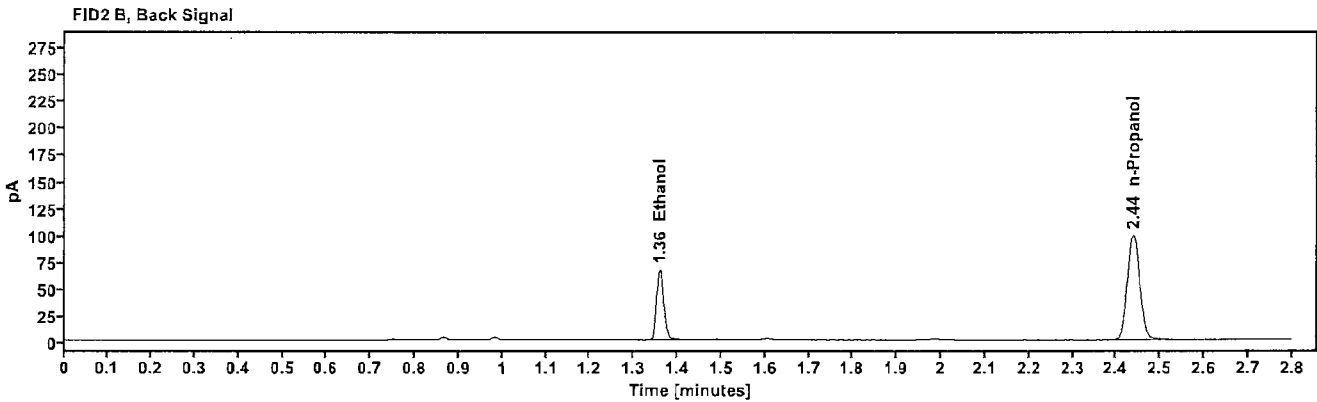
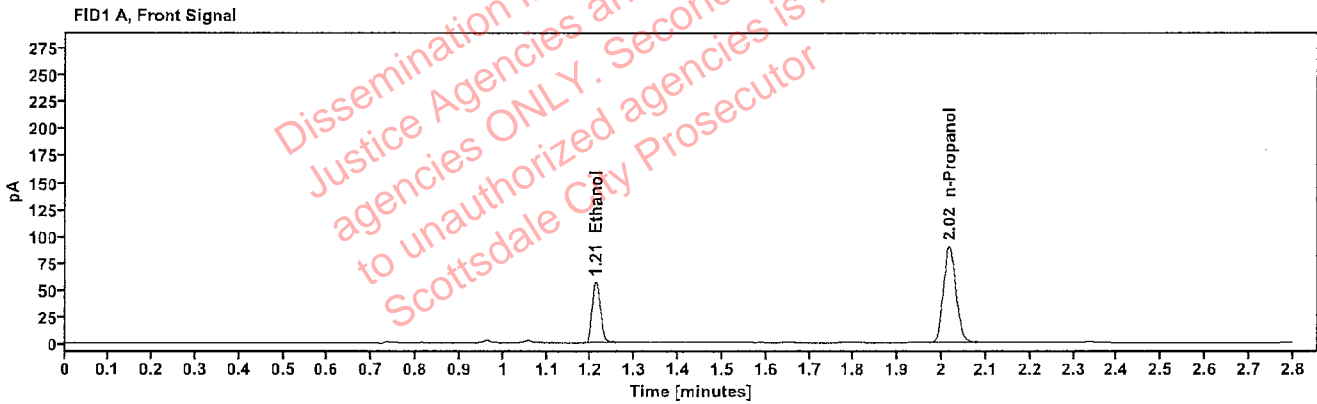


Table 1: FID 1 A (column DB-ALC1)

Compound	Amount (g/100mL)	Time (min)	Peak Area
>Ethanol	0.1167	1.211	72.292
n-Propanol	-----	2.017	178.969

Table 2: FID 2 B (column DB-ALC2)

Compound	Time (min)	Peak Area
Ethanol	1.359	79.592
n-Propanol	2.438	196.027

Scottsdale Police Department Crime Lab Volatiles Analysis

Sample:	2401233-2	Vial:	28
Description:	[REDACTED]	LIMS ID:	[REDACTED]
Method:	ethanol quant.M	Sequence:	31Jan24
Instrument:	US14173023 CN14160045	Injection date:	1/31/2024 2:00:21 PM
Data file:	C:\Chem32\1\Data\31Jan24\28.D	Analyst:	Abbott

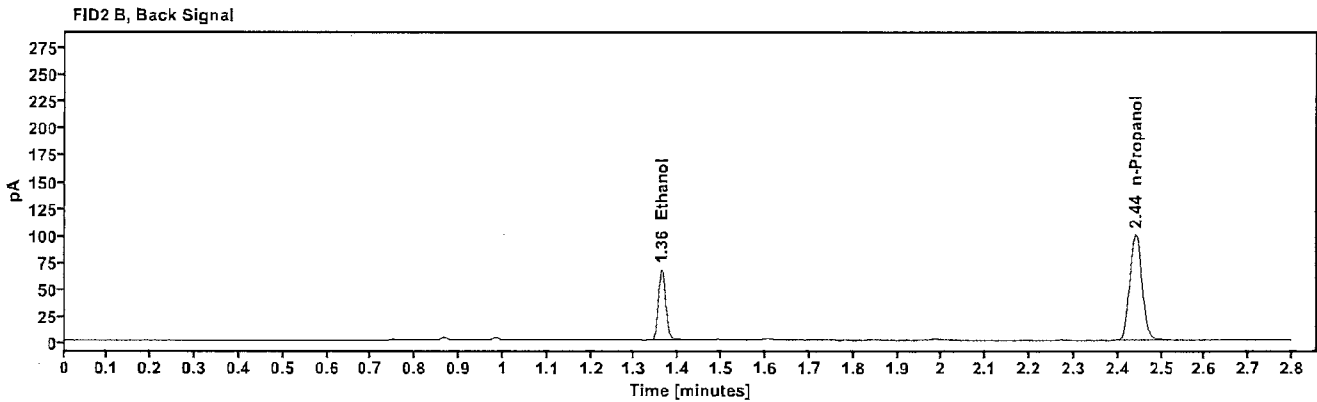
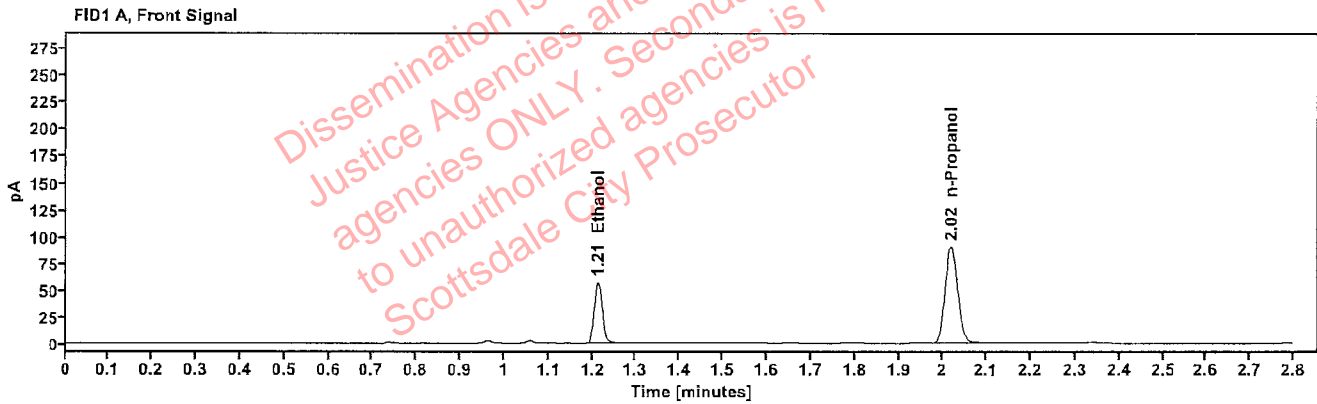


Table 1: FID 1 A (column DB-ALC1)

Compound	Amount (g/100mL)	Time (min)	Peak Area
>Ethanol	0.1174	1.213	73.609
n-Propanol	-----	2.018	181.064

Table 2: FID 2 B (column DB-ALC2)

Compound	Time (min)	Peak Area
Ethanol	1.361	81.079
n-Propanol	2.440	198.330

Scottsdale Police Department Crime Lab Volatiles Analysis

Sample:	2401332-3	Vial:	29
Description:		LIMS ID:	
Method:	ethanol quant.M	Sequence:	31Jan24
Instrument:	US14173023 CN14160045	Injection date:	1/31/2024 2:04:20 PM
Data file:	C:\Chem32\1\Data\31Jan24\29.D	Analyst:	Abbott

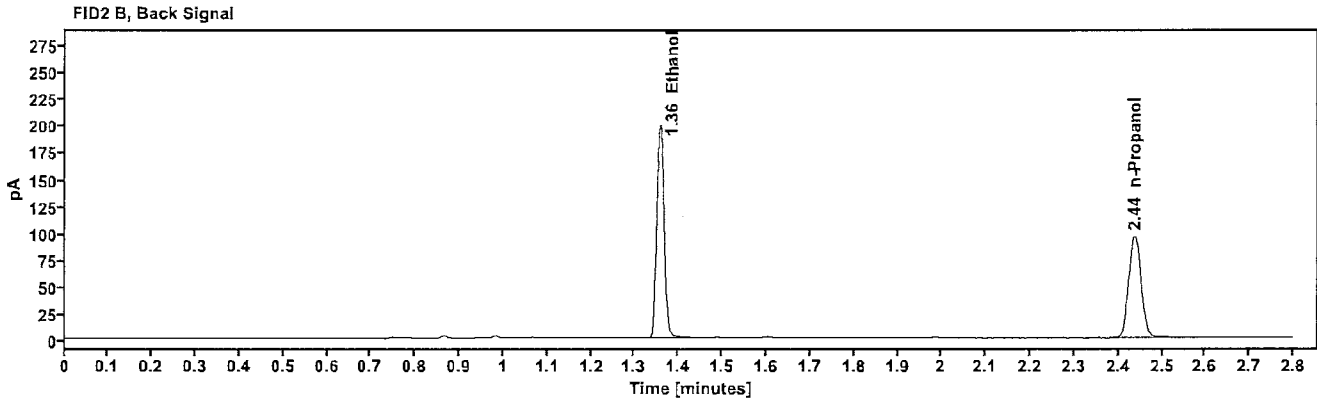
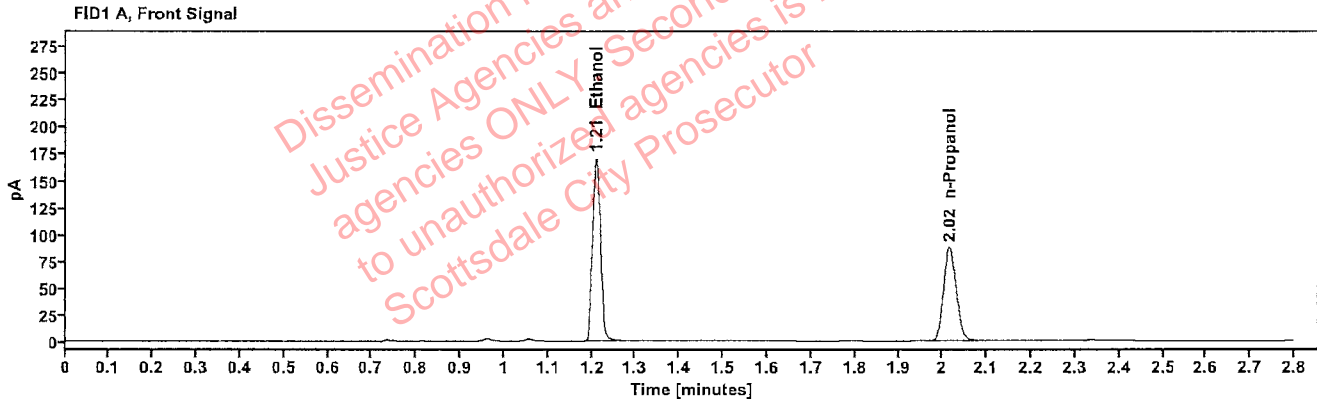


Table 1: FID 1 A (column DB-ALC1)

Compound	Amount (g/100mL)	Time (min)	Peak Area
>Ethanol	0.3559	1.209	216.363
n-Propanol	-----	2.016	173.727

Table 2: FID 2 B (column DB-ALC2)

Compound	Time (min)	Peak Area
Ethanol	1.357	239.411
n-Propanol	2.437	189.867

Scottsdale Police Department Crime Lab Volatiles Analysis

Sample:	2401332-3	Vial:	30
Description:	[REDACTED]	LIMS ID:	[REDACTED]
Method:	ethanol quant.M	Sequence:	31Jan24
Instrument:	US14173023 CN14160045	Injection date:	1/31/2024 2:08:20 PM
Data file:	C:\Chem32\1\Data\31Jan24\30.D	Analyst:	Abbott

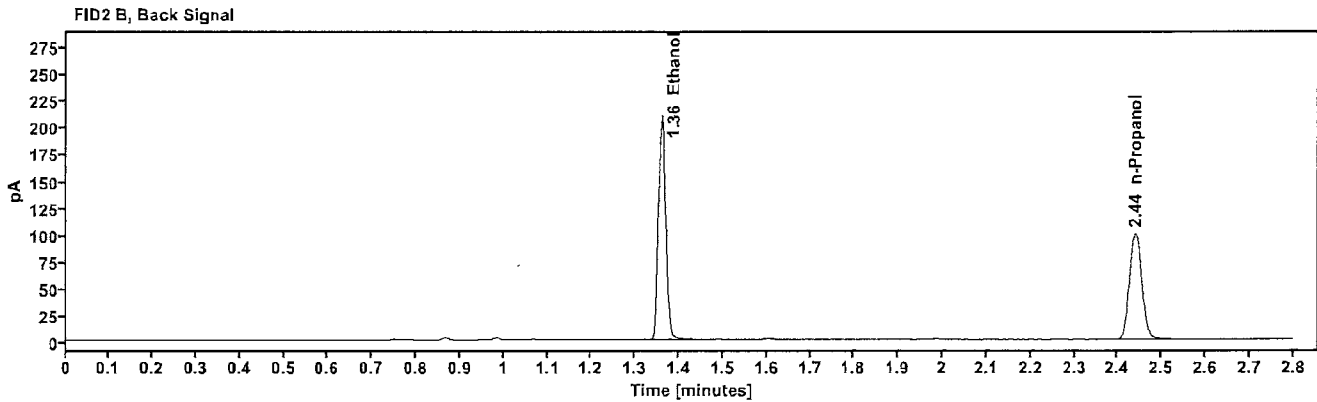
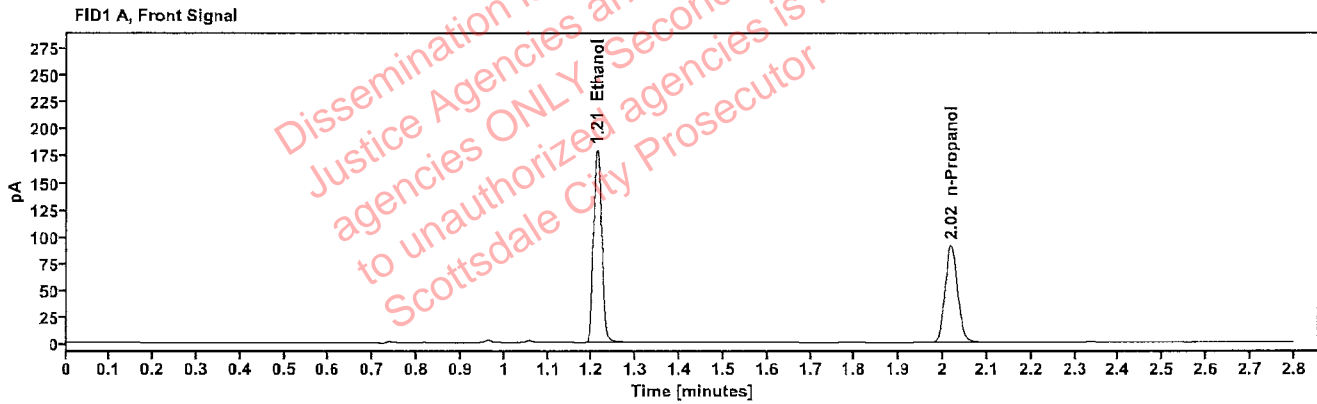


Table 1: FID 1 A (column DB-ALC1)

Compound	Amount (g/100mL)	Time (min)	Peak Area
>Ethanol	0.3614	1.211	229.500
n-Propanol	-----	2.018	181.450

Table 2: FID 2 B (column DB-ALC2)

Compound	Time (min)	Peak Area
Ethanol	1.360	254.367
n-Propanol	2.440	198.382

Scottsdale Police Department Crime Lab Volatiles Analysis

Sample:	2401157-3	Vial:	32
Description:		LIMS ID:	
Method:	ethanol quant.M	Sequence:	31Jan24
Instrument:	US14173023 CN14160045	Injection date:	1/31/2024 2:16:36 PM
Data file:	C:\Chem32\1\Data\31Jan24\32.D	Analyst:	Abbott

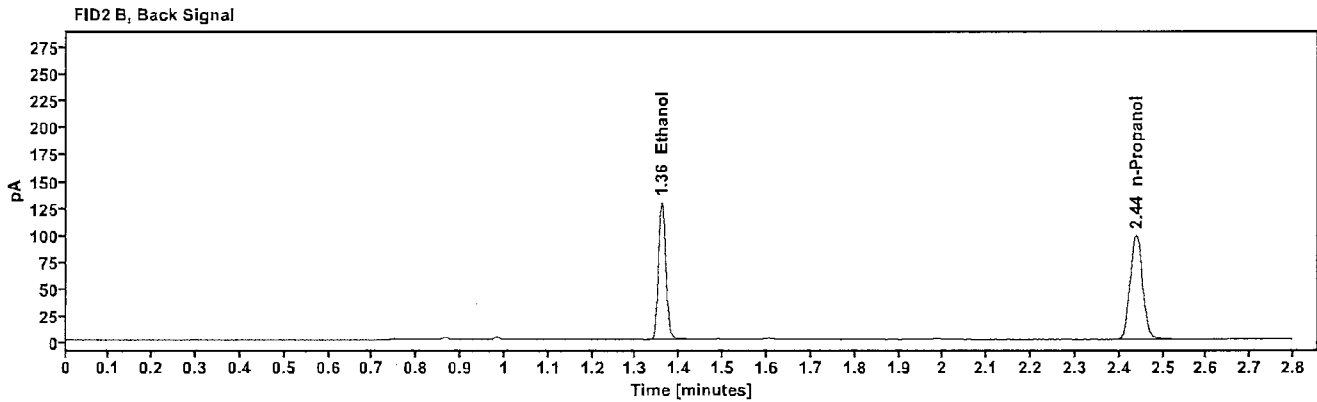
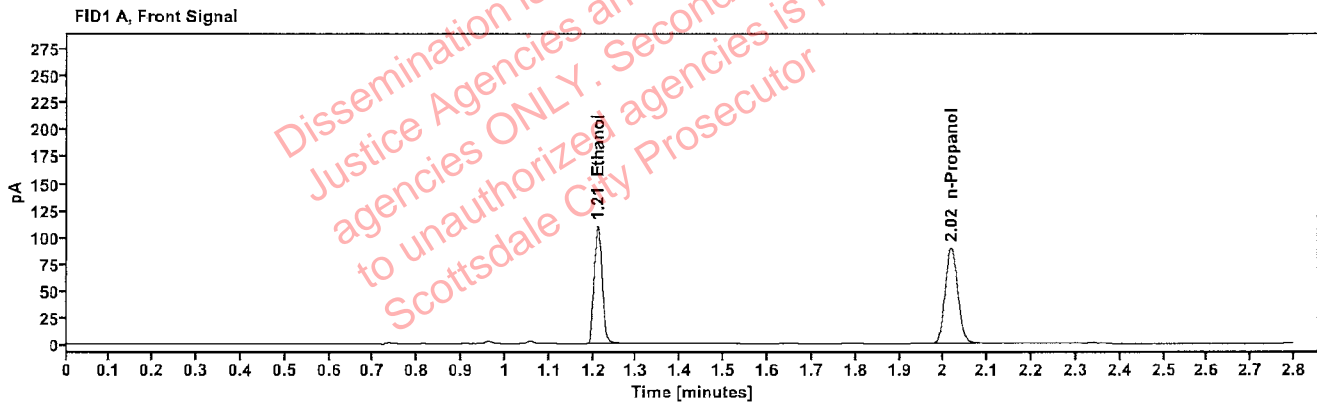


Table 1: FID 1 A (column DB-ALC1)

Compound	Amount (g/100mL)	Time (min)	Peak Area
>Ethanol	0.2257	1.211	140.368
n-Propanol	---	2.017	178.256

Table 2: FID 2 B (column DB-ALC2)

Compound	Time (min)	Peak Area
Ethanol	1.359	154.583
n-Propanol	2.438	195.121

Scottsdale Police Department Crime Lab Volatiles Analysis

Sample:	2401157-3	Vial:	33
Description:	[REDACTED]	LIMS ID:	[REDACTED]
Method:	ethanol quant.M	Sequence:	31Jan24
Instrument:	US14173023 CN14160045	Injection date:	1/31/2024 2:20:36 PM
Data file:	C:\Chem32\1\Data\31Jan24\33.D	Analyst:	Abbott

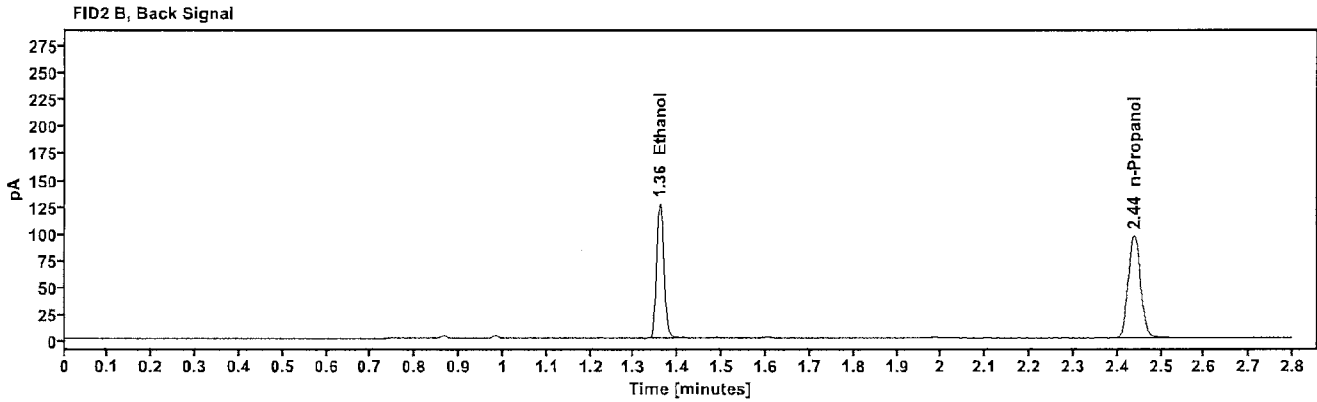
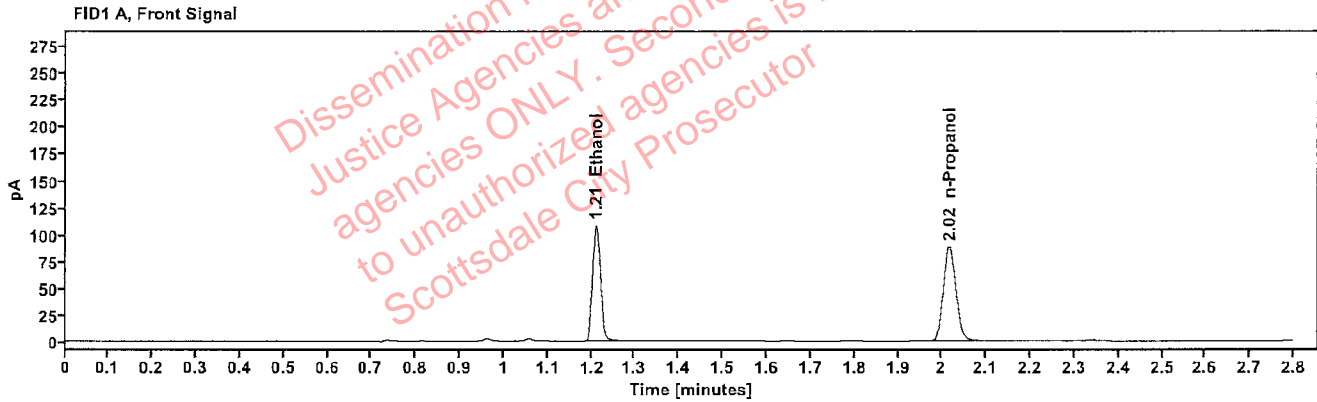


Table 1: FID 1 A (column DB-ALC1)

Compound	Amount (g/100mL)	Time (min)	Peak Area
>Ethanol	0.2231	1.210	137.695
n-Propanol	-----	2.017	176.935

Table 2: FID 2 B (column DB-ALC2)

Compound	Time (min)	Peak Area
Ethanol	1.358	151.695
n-Propanol	2.438	192.033

Scottsdale Police Department Crime Lab Volatiles Analysis

Sample:	2401470-1	Vial:	34
Description:		LIMS ID:	
Method:	ethanol quant.M	Sequence:	31Jan24
Instrument:	US14173023 CN14160045	Injection date:	1/31/2024 2:24:35 PM
Data file:	C:\Chem32\1\Data\31Jan24\34.D	Analyst:	Abbott

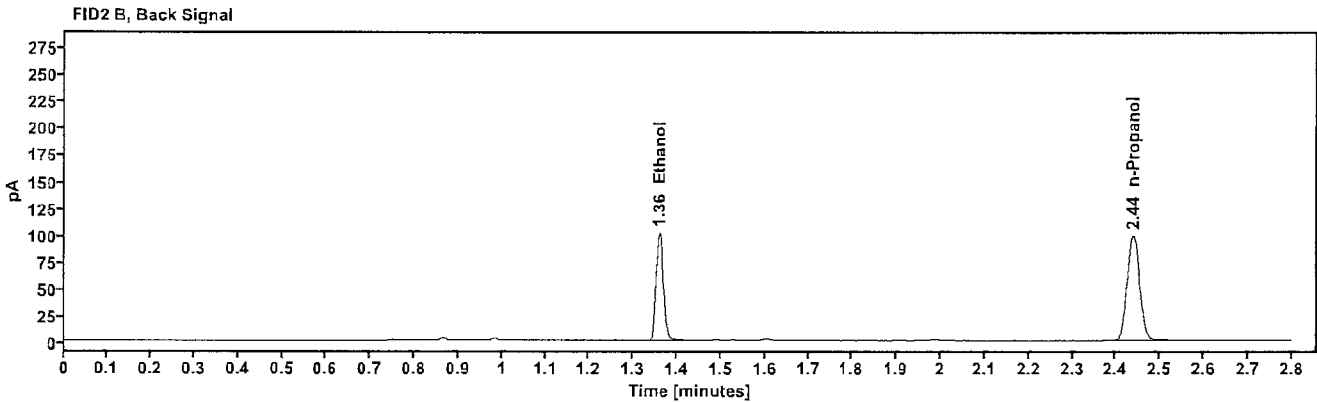
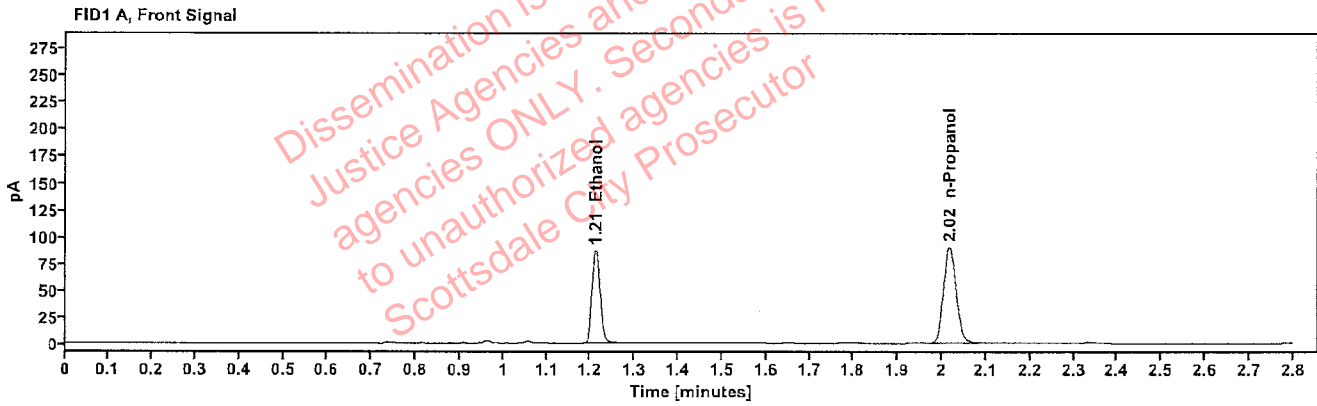


Table 1: FID 1 A (column DB-ALC1)

Compound	Amount (g/100mL)	Time (min)	Peak Area
>Ethanol	0.1755	1.211	110.439
n-Propanol	-----	2.017	180.807

Table 2: FID 2 B (column DB-ALC2)

Compound	Time (min)	Peak Area
Ethanol	1.359	121.774
n-Propanol	2.438	195.929

Scottsdale Police Department Crime Lab Volatiles Analysis

Sample:	2401470-1	Vial:	35
Description:	[REDACTED]	LIMS ID:	[REDACTED]
Method:	ethanol quant.M	Sequence:	31Jan24
Instrument:	US14173023 CN14160045	Injection date:	1/31/2024 2:28:36 PM
Data file:	C:\Chem32\1\Data\31Jan24\35.D	Analyst:	Abbott

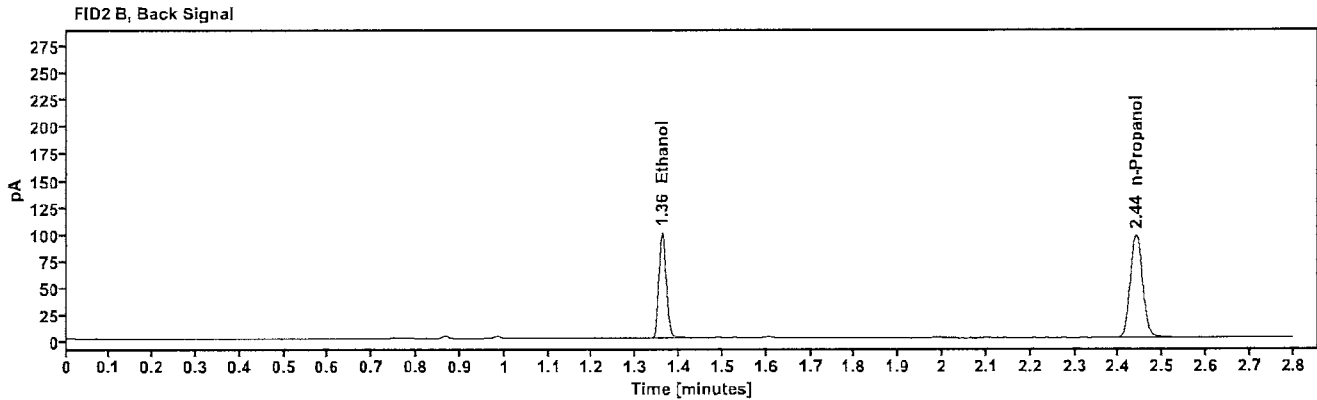
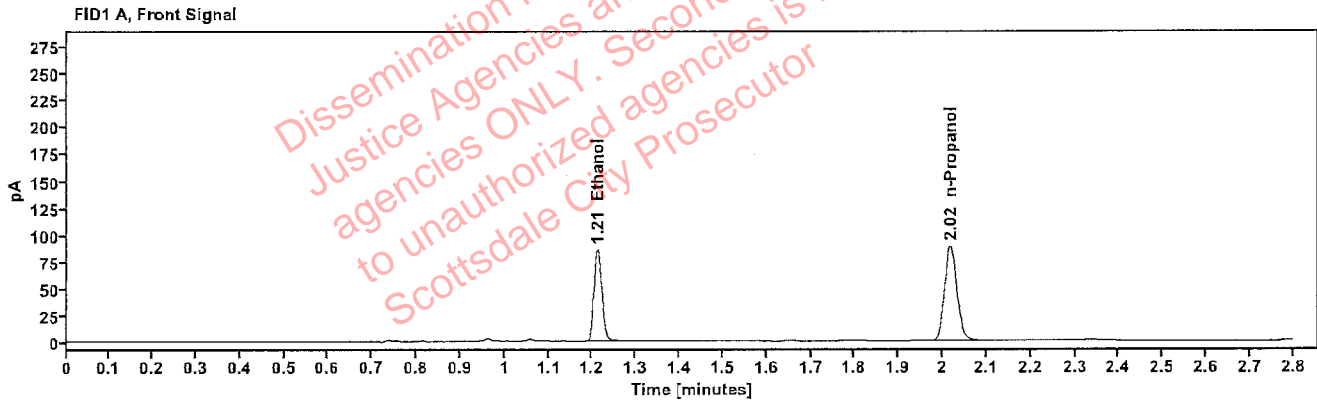


Table 1: FID 1 A (column DB-ALC1)

Compound	Amount (g/100mL)	Time (min)	Peak Area
>Ethanol	0.1771	1.212	109.364
n-Propanol	-----	2.018	177.434

Table 2: FID 2 B (column DB-ALC2)

Compound	Time (min)	Peak Area
Ethanol	1.360	120.571
n-Propanol	2.440	192.494

Scottsdale Police Department Crime Lab Volatiles Analysis

Sample:	2401419-1	Vial:	36
Description:	[REDACTED]	LIMS ID:	[REDACTED]
Method:	ethanol quant.M	Sequence:	31Jan24
Instrument:	US14173023 CN14160045	Injection date:	1/31/2024 2:32:36 PM
Data file:	C:\Chem32\1\Data\31Jan24\36.D	Analyst:	Abbott

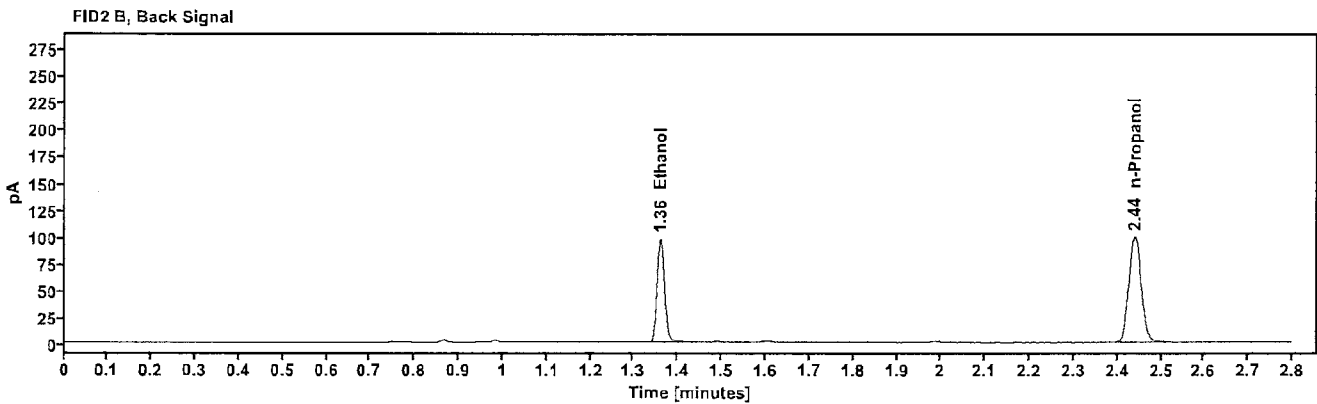
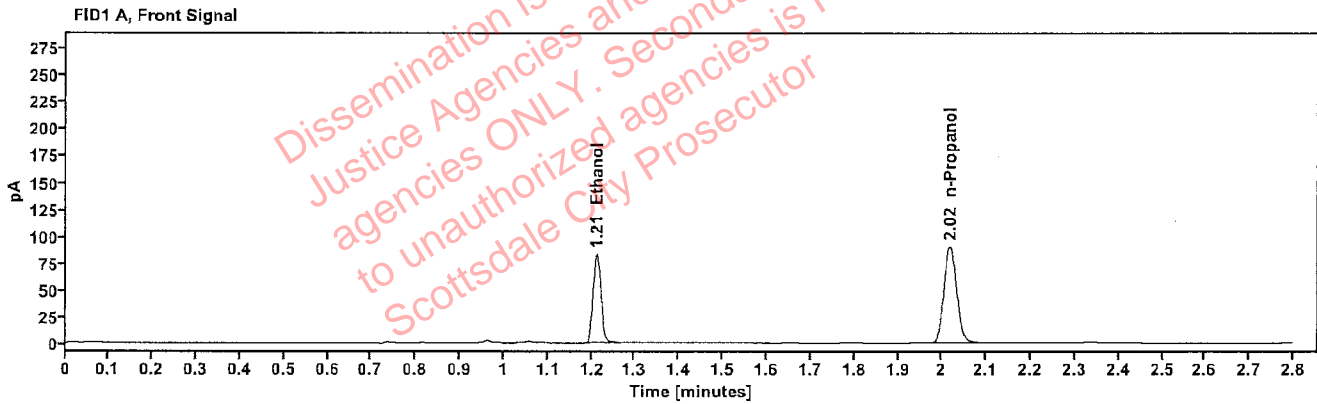


Table 1: FID 1 A (column DB-ALC1)

Compound	Amount (g/100mL)	Time (min)	Peak Area
>Ethanol	0.1685	1.211	106.492
n-Propanol	---	2.017	181.701

Table 2: FID 2 B (column DB-ALC2)

Compound	Time (min)	Peak Area
Ethanol	1.360	117.345
n-Propanol	2.439	197.622

Scottsdale Police Department Crime Lab Volatiles Analysis

Sample:	2401419-1	Vial:	37
Description:		LIMS ID:	
Method:	ethanol quant.M	Sequence:	31Jan24
Instrument:	US14173023 CN14160045	Injection date:	1/31/2024 2:36:51 PM
Data file:	C:\Chem32\1\Data\31Jan24\37.D	Analyst:	Abbott

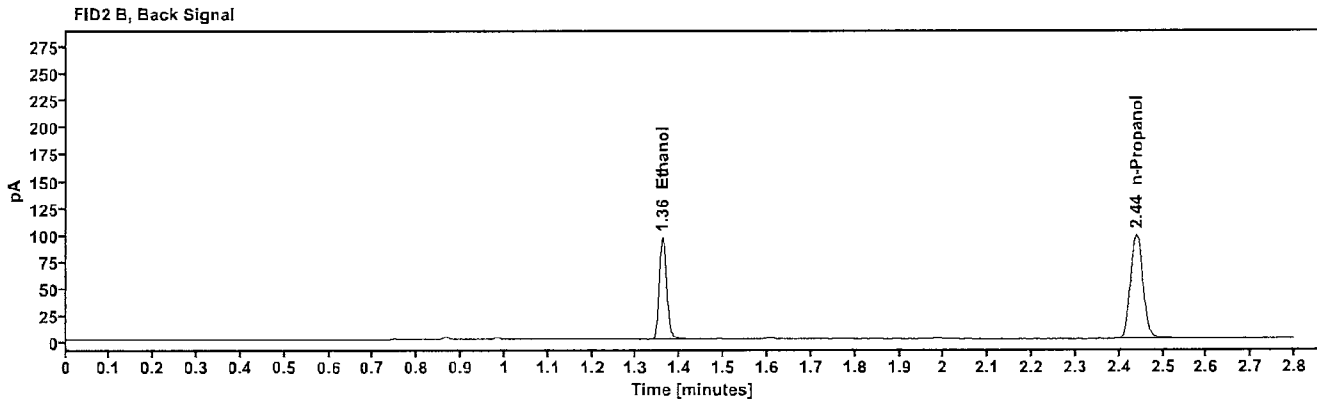
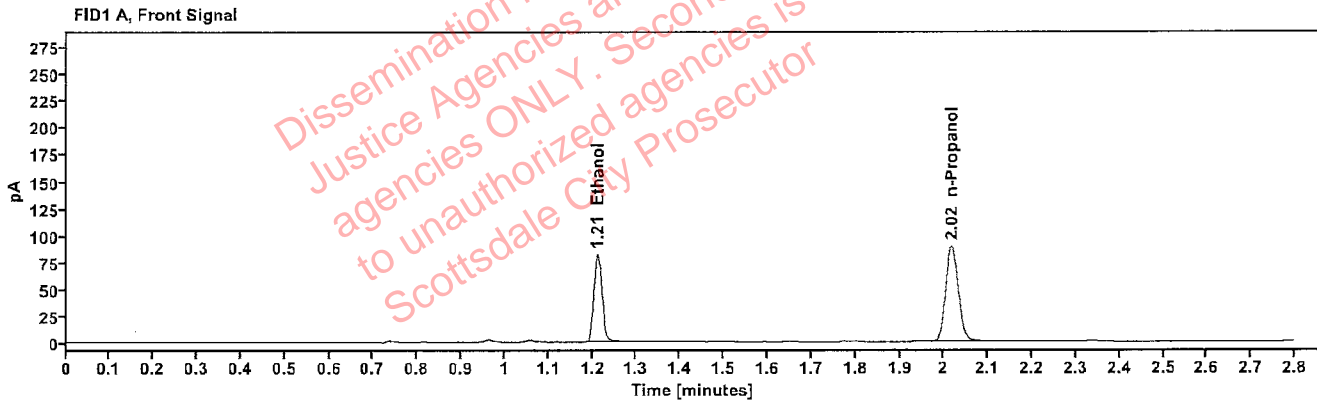


Table 1: FID 1 A (column DB-ALC1)

Compound	Amount (g/100mL)	Time (min)	Peak Area
>Ethanol	0.1679	1.212	104.860
n-Propanol	-----	2.018	179.505

Table 2: FID 2 B (column DB-ALC2)

Compound	Time (min)	Peak Area
Ethanol	1.360	115.431
n-Propanol	2.439	194.810

Scottsdale Police Department Crime Lab Volatiles Analysis

Sample:	2401484-3	Vial:	38
Description:	[REDACTED]	LIMS ID:	[REDACTED]
Method:	ethanol quant.M	Sequence:	31Jan24
Instrument:	US14173023 CN14160045	Injection date:	1/31/2024 2:40:51 PM
Data file:	C:\Chem32\1\Data\31Jan24\38.D	Analyst:	Abbott

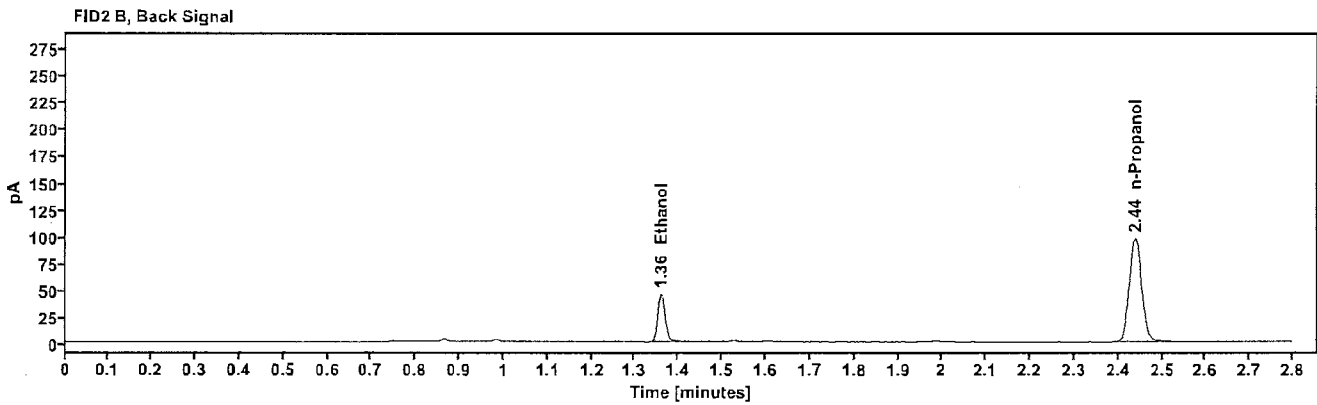
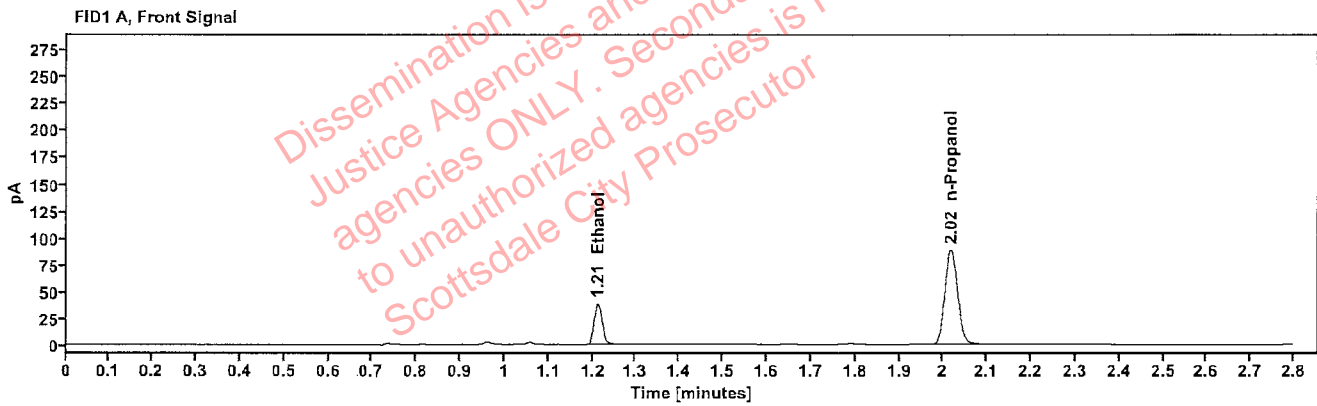


Table 1: FID 1 A (column DB-ALC1)

Compound	Amount (g/100mL)	Time (min)	Peak Area
>Ethanol	0.0818	1.212	49.652
n-Propanol	-----	2.017	176.542

Table 2: FID 2 B (column DB-ALC2)

Compound	Time (min)	Peak Area
Ethanol	1.360	54.782
n-Propanol	2.439	193.326

Scottsdale Police Department Crime Lab Volatiles Analysis

Sample:	2401484-3	Vial:	39
Description:	[REDACTED]	LIMS ID:	[REDACTED]
Method:	ethanol quant.M	Sequence:	31Jan24
Instrument:	US14173023 CN14160045	Injection date:	1/31/2024 2:44:51 PM
Data file:	C:\Chem32\1\Data\31Jan24\39.D	Analyst:	Abbott

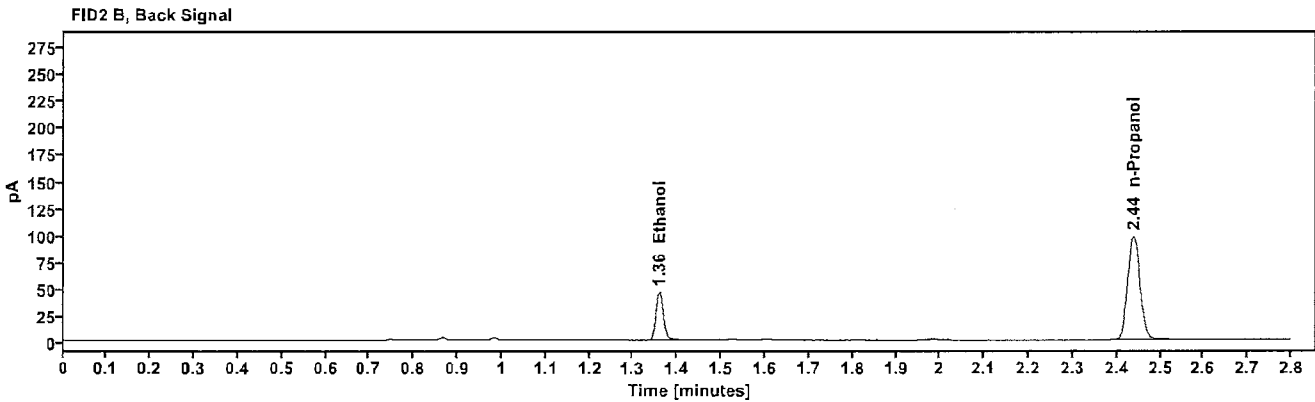
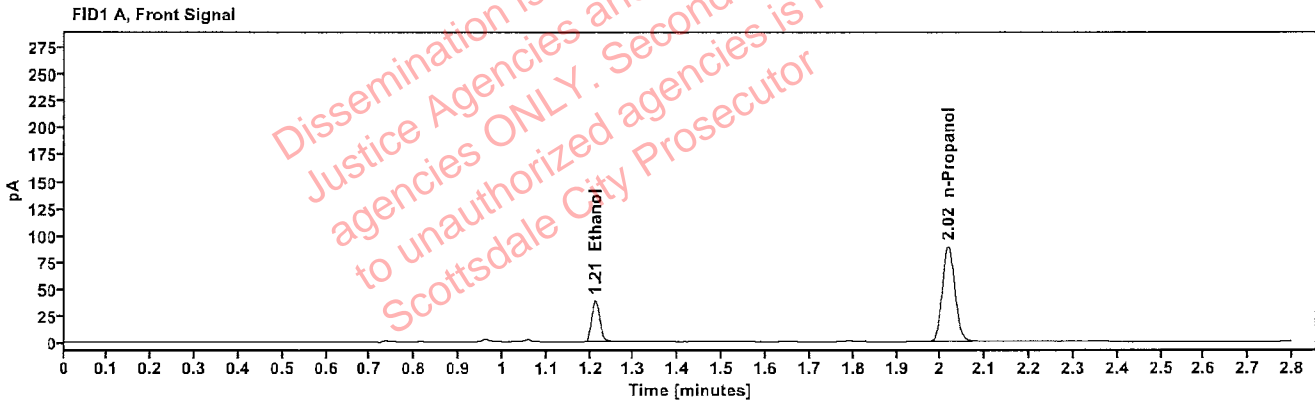


Table 1: FID 1 A (column DB-ALC1)

Compound	Amount (g/100mL)	Time (min)	Peak Area
>Ethanol	0.0816	1.212	49.780
n-Propanol	-----	2.017	177.382

Table 2: FID 2 B (column DB-ALC2)

Compound	Time (min)	Peak Area
Ethanol	1.359	54.933
n-Propanol	2.438	194.264

Scottsdale Police Department Crime Lab Volatiles Analysis

Sample:	2401480-2	Vial:	40
Description:		LIMS ID:	
Method:	ethanol quant.M	Sequence:	31Jan24
Instrument:	US14173023 CN14160045	Injection date:	1/31/2024 2:48:51 PM
Data file:	C:\Chem32\1\Data\31Jan24\40.D	Analyst:	Abbott

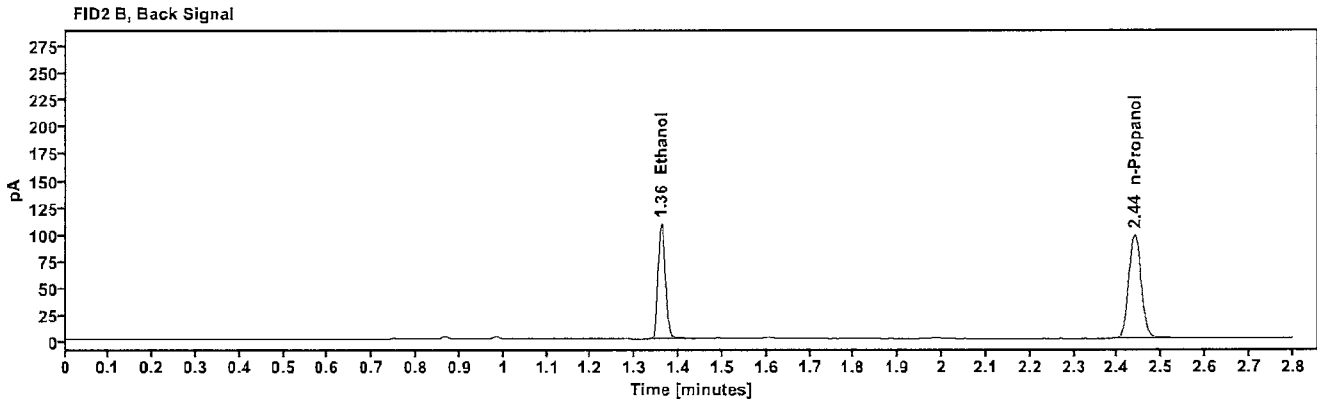
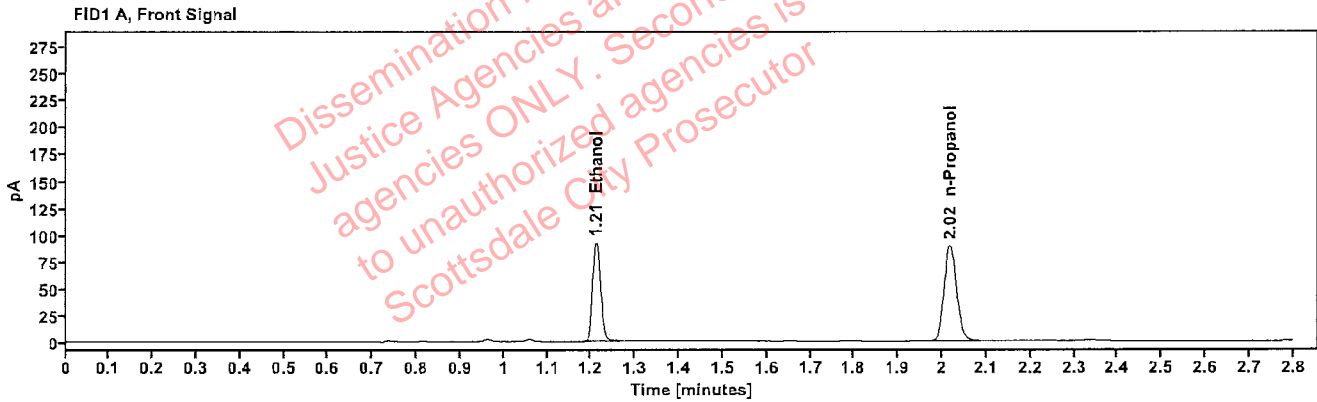


Table 1: FID 1 A (column DB-ALC1)

Compound	Amount (g/100mL)	Time (min)	Peak Area
>Ethanol	0.1885	1.211	118.210
n-Propanol	----	2.017	180.069

Table 2: FID 2 B (column DB-ALC2)

Compound	Time (min)	Peak Area
Ethanol	1.360	130.341
n-Propanol	2.439	194.494

Scottsdale Police Department Crime Lab Volatiles Analysis

Sample:	2401480-2	Vial:	41
Description:	[REDACTED]	LIMS ID:	[REDACTED]
Method:	ethanol quant.M	Sequence:	31Jan24
Instrument:	US14173023 CN14160045	Injection date:	1/31/2024 2:52:50 PM
Data file:	C:\Chem32\1\Data\31Jan24\41.D	Analyst:	Abbott

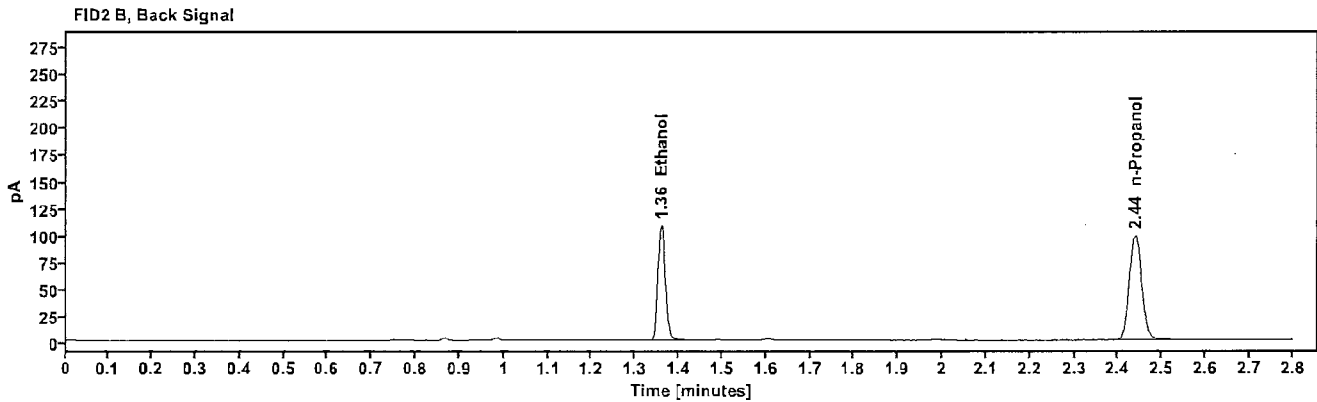
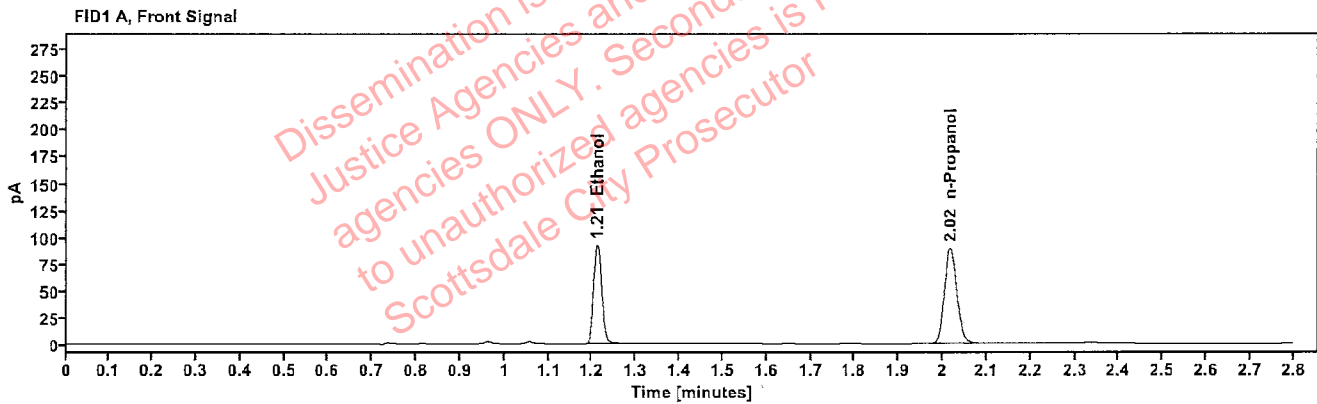


Table 1: FID 1 A (column DB-ALC1)

Compound	Amount (g/100mL)	Time (min)	Peak Area
>Ethanol	0.1886	1.211	118.183
n-Propanol	-----	2.017	179.956

Table 2: FID 2 B (column DB-ALC2)

Compound	Time (min)	Peak Area
Ethanol	1.359	130.449
n-Propanol	2.439	195.171

Scottsdale Police Department Crime Lab Volatiles Analysis

Sample:	2401548-1	Vial:	43
Description:	[REDACTED]	LIMS ID:	[REDACTED]
Method:	ethanol quant.M	Sequence:	31Jan24
Instrument:	US14173023 CN14160045	Injection date:	1/31/2024 3:01:06 PM
Data file:	C:\Chem32\1\Data\31Jan24\43.D	Analyst:	Abbott

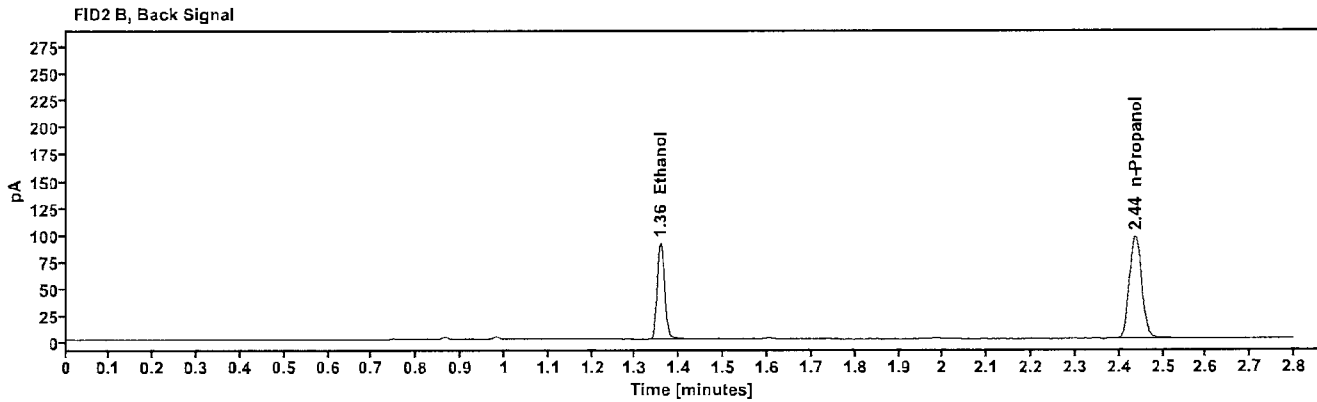
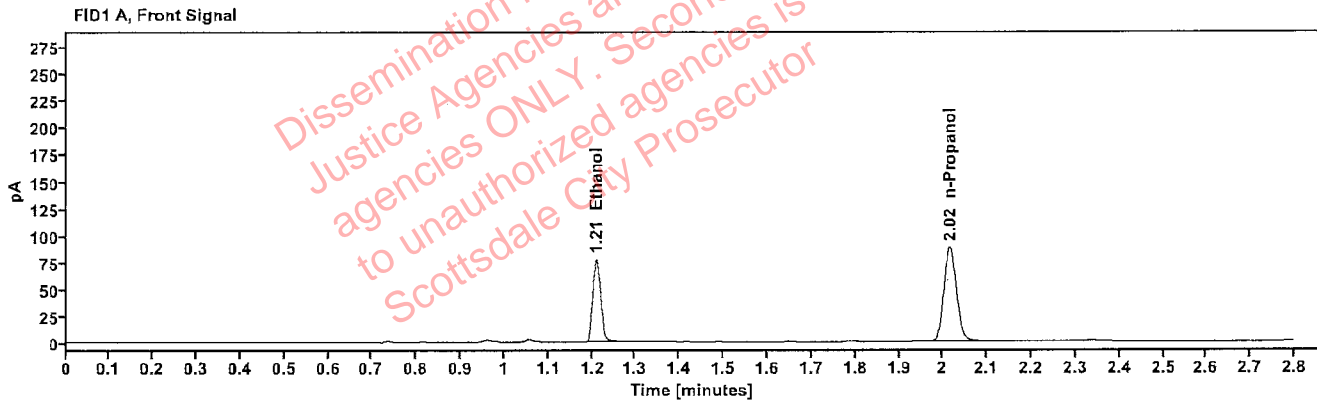


Table 1: FID 1 A (column DB-ALC1)

Compound	Amount (g/100mL)	Time (min)	Peak Area
>Ethanol	0.1601	1.210	98.182
n-Propanol	----	2.016	176.393

Table 2: FID 2 B (column DB-ALC2)

Compound	Time (min)	Peak Area
Ethanol	1.357	108.277
n-Propanol	2.436	191.390

Scottsdale Police Department Crime Lab Volatiles Analysis

Sample:	2401548-1	Vial:	44
Description:		LIMS ID:	
Method:	ethanol quant.M	Sequence:	31Jan24
Instrument:	US14173023 CN14160045	Injection date:	1/31/2024 3:05:06 PM
Data file:	C:\Chem32\1\Data\31Jan24\44.D	Analyst:	Abbott

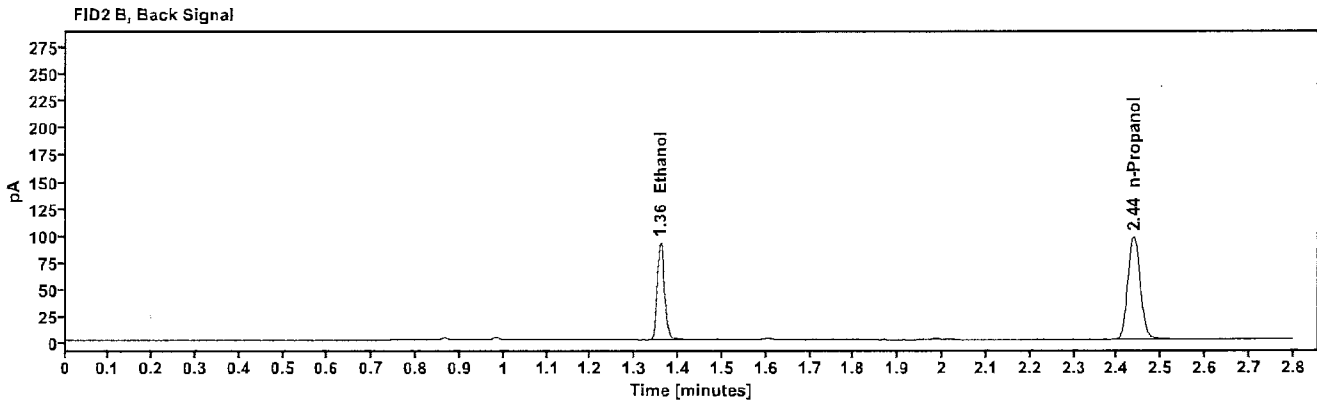
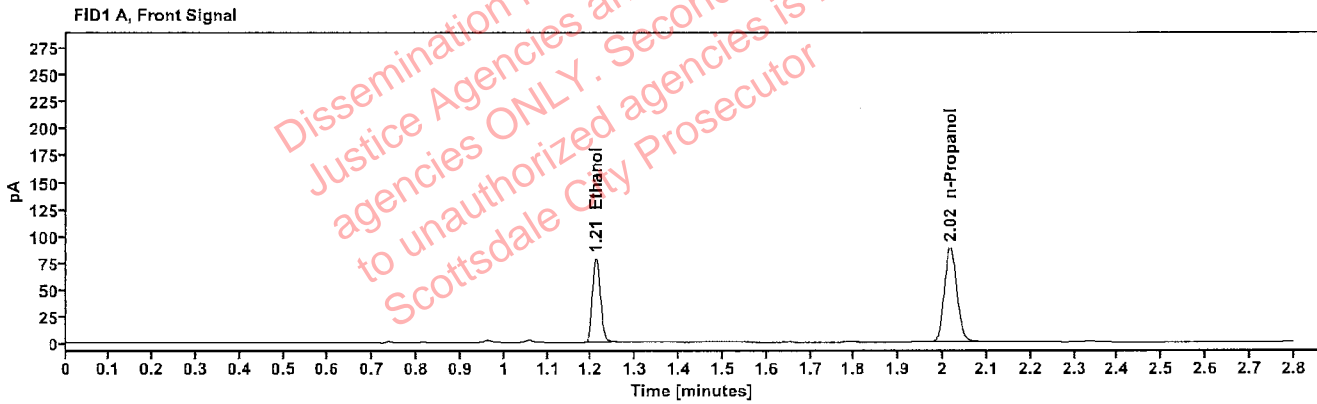


Table 1: FID 1 A (column DB-ALC1)

Compound	Amount (g/100mL)	Time (min)	Peak Area
>Ethanol	0.1633	1.211	99.983
n-Propanol	-----	2.017	176.021

Table 2: FID 2 B (column DB-ALC2)

Compound	Time (min)	Peak Area
Ethanol	1.358	110.173
n-Propanol	2.438	192.971

Scottsdale Police Department Crime Lab Volatiles Analysis

Sample:	2326543-2	Vial:	45
Description:	[REDACTED]	LIMS ID:	[REDACTED]
Method:	ethanol quant.M	Sequence:	31Jan24
Instrument:	US14173023 CN14160045	Injection date:	1/31/2024 3:09:06 PM
Data file:	C:\Chem32\1\Data\31Jan24\45.D	Analyst:	Abbott

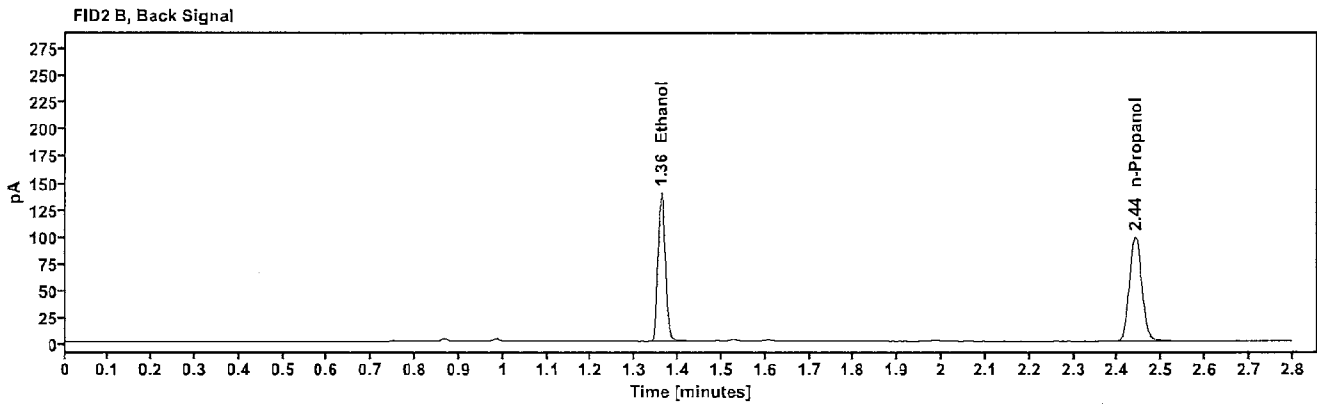
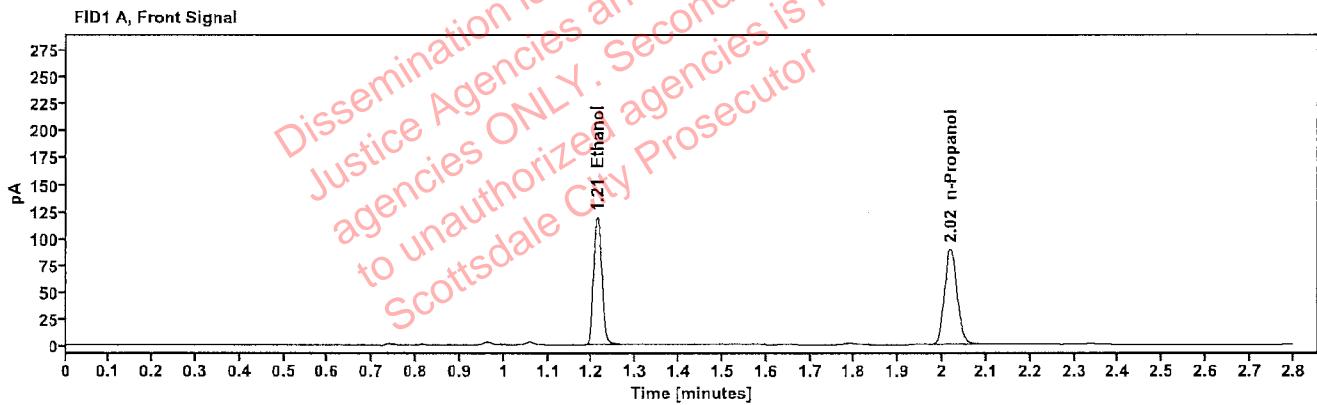


Table 1: FID 1 A (column DB-ALC1)

Compound	Amount (g/100mL)	Time (min)	Peak Area
>Ethanol	0.2456	1.212	153.187
n-Propanol	-----	2.018	178.648

Table 2: FID 2 B (column DB-ALC2)

Compound	Time (min)	Peak Area
Ethanol	1.361	168.867
n-Propanol	2.440	195.321

Scottsdale Police Department Crime Lab Volatiles Analysis

Sample:	2326543-2	Vial:	46
Description:		LIMS ID:	
Method:	ethanol quant.M	Sequence:	31Jan24
Instrument:	US14173023 CN14160045	Injection date:	1/31/2024 3:13:06 PM
Data file:	C:\Chem32\1\Data\31Jan24\46.D	Analyst:	Abbott

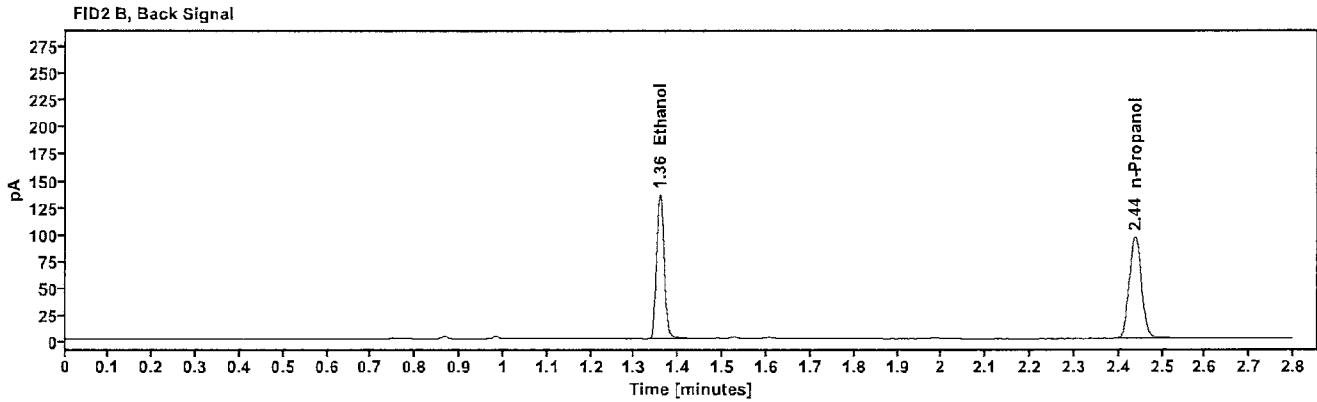
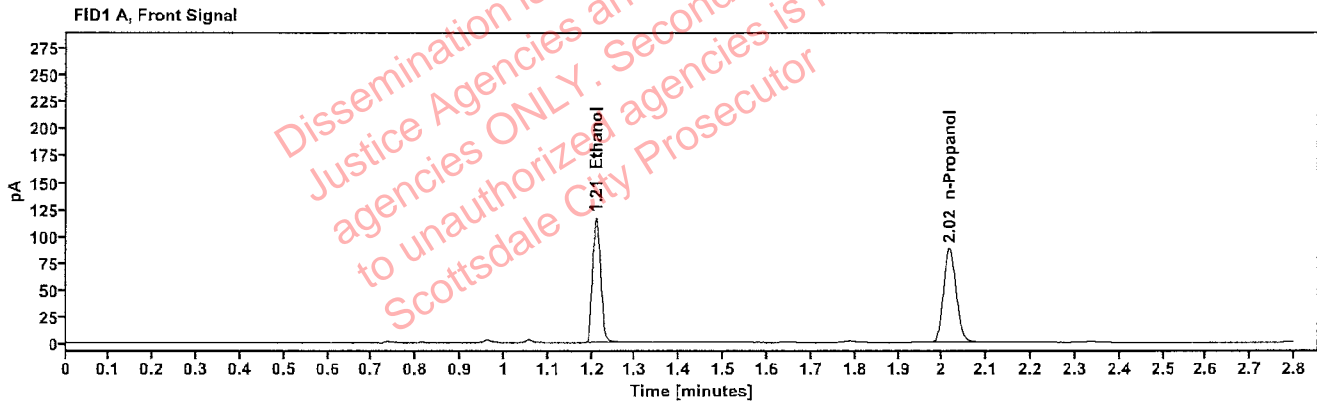


Table 1: FID 1 A (column DB-ALC1)

Compound	Amount (g/100mL)	Time (min)	Peak Area
>Ethanol	0.2430	1.210	147.871
n-Propanol	-----	2.016	174.338

Table 2: FID 2 B (column DB-ALC2)

Compound	Time (min)	Peak Area
Ethanol	1.358	163.066
n-Propanol	2.437	190.826

Scottsdale Police Department Crime Lab Volatiles Analysis

Sample:	107-01B.T.	Vial:	47
Description:		LIMS ID:	
Method:	ethanol quant.M	Sequence:	31Jan24
Instrument:	US14173023 CN14160045	Injection date:	1/31/2024 3:17:06 PM
Data file:	C:\Chem32\1\Data\31Jan24\47.D	Analyst:	Abbott

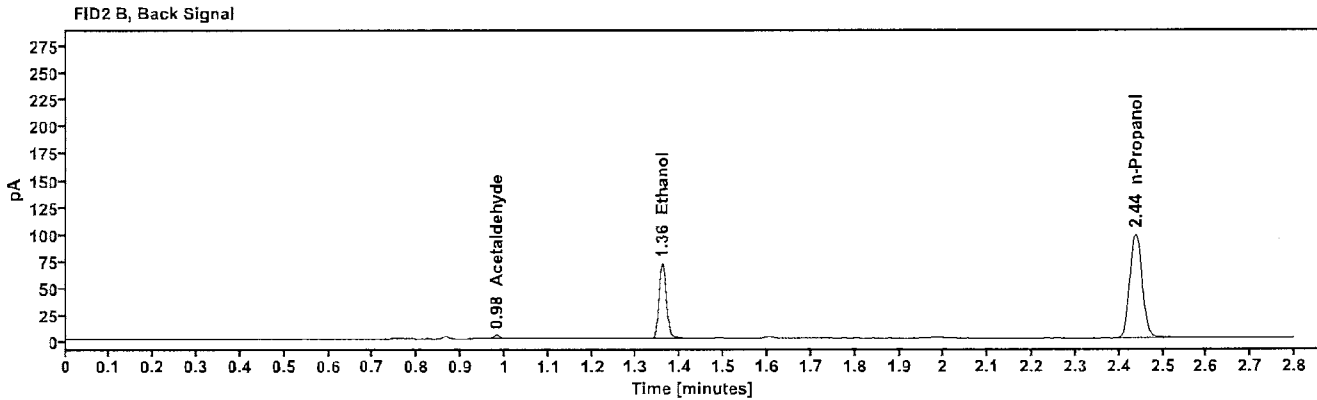
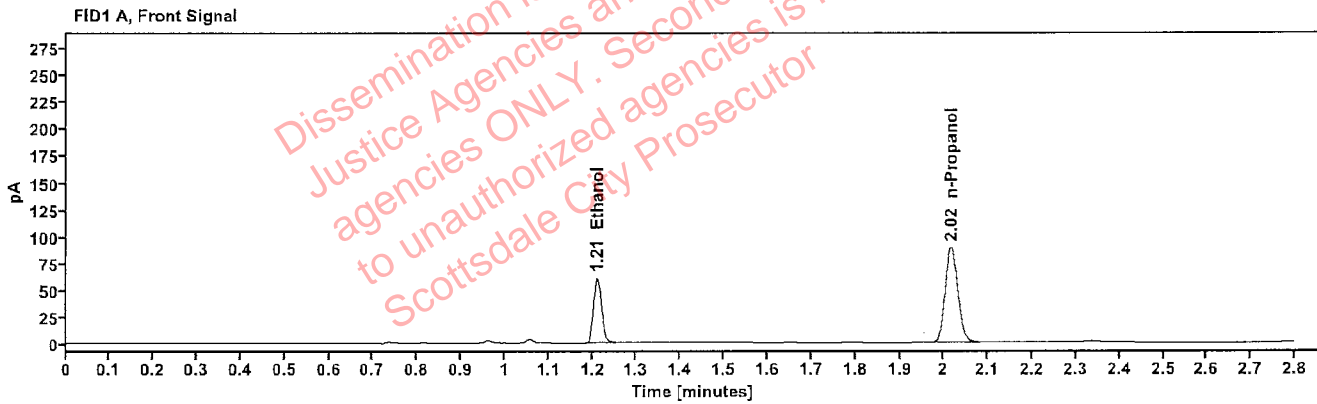


Table 1: FID 1 A (column DB-ALC1)

Compound	Amount (g/100mL)	Time (min)	Peak Area
>Ethanol	0.1250	1.211	77.512
n-Propanol	-----	2.017	178.961

Table 2: FID 2 B (column DB-ALC2)

Compound	Time (min)	Peak Area
Acetaldehyde	0.982	4.007
Ethanol	1.359	85.506
n-Propanol	2.438	194.748

Scottsdale Police Department Crime Lab Volatiles Analysis

Sample: 107-01B.T.	Vial: 48
Description: [REDACTED]	LIMS ID: [REDACTED]
Method: ethanol quant.M	Sequence: 31Jan24
Instrument: US14173023 CN14160045	Injection date: 1/31/2024 3:21:06 PM
Data file: C:\Chem32\1\Data\31Jan24\48.D	Analyst: Abbott

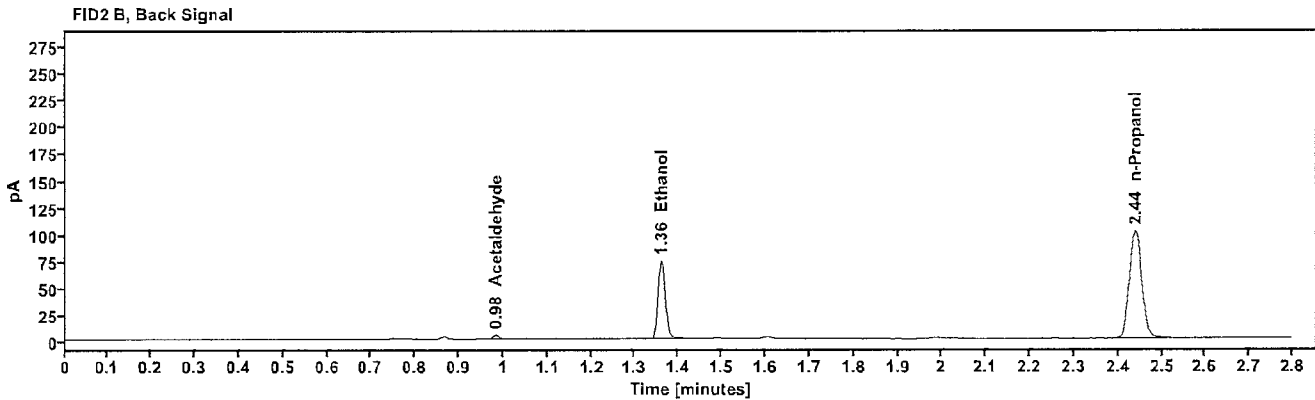
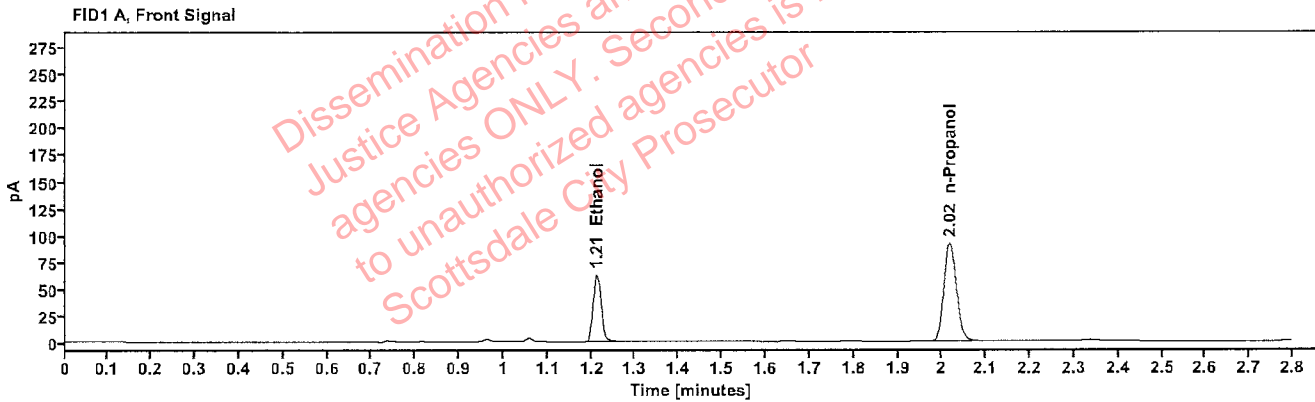


Table 1: FID 1 A (column DB-ALC1)

Compound	Amount (g/100mL)	Time (min)	Peak Area
>Ethanol	0.1258	1.212	80.806
n-Propanol	-----	2.018	185.275

Table 2: FID 2 B (column DB-ALC2)

Compound	Time (min)	Peak Area
Acetaldehyde	0.983	3.989
Ethanol	1.360	89.116
n-Propanol	2.439	201.297

Scottsdale Police Department Crime Lab Volatiles Analysis

Sample:	2401528-2	Vial:	49
Description:		LIMS ID:	
Method:	ethanol quant.M	Sequence:	31Jan24
Instrument:	US14173023 CN14160045	Injection date:	1/31/2024 3:25:21 PM
Data file:	C:\Chem32\1\Data\31Jan24\49.D	Analyst:	Abbott

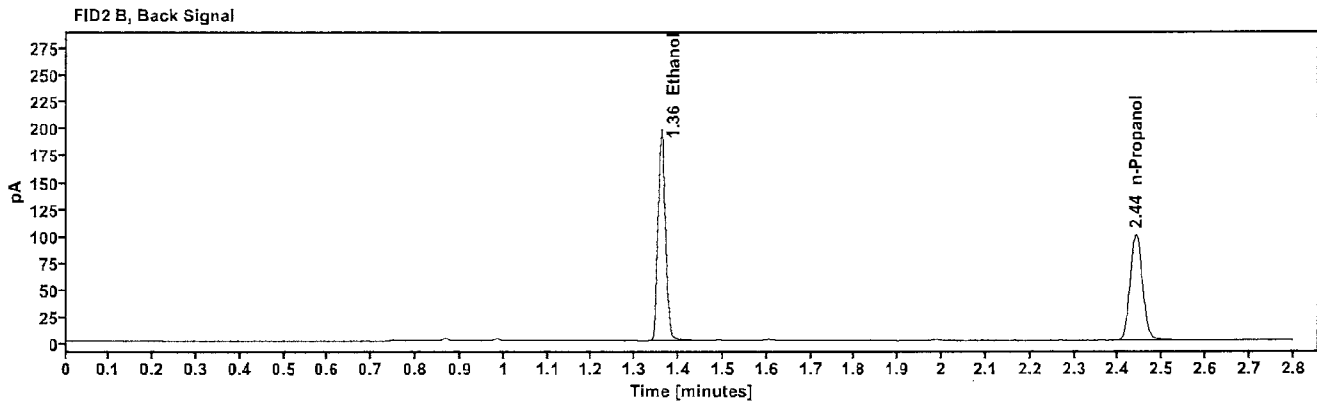
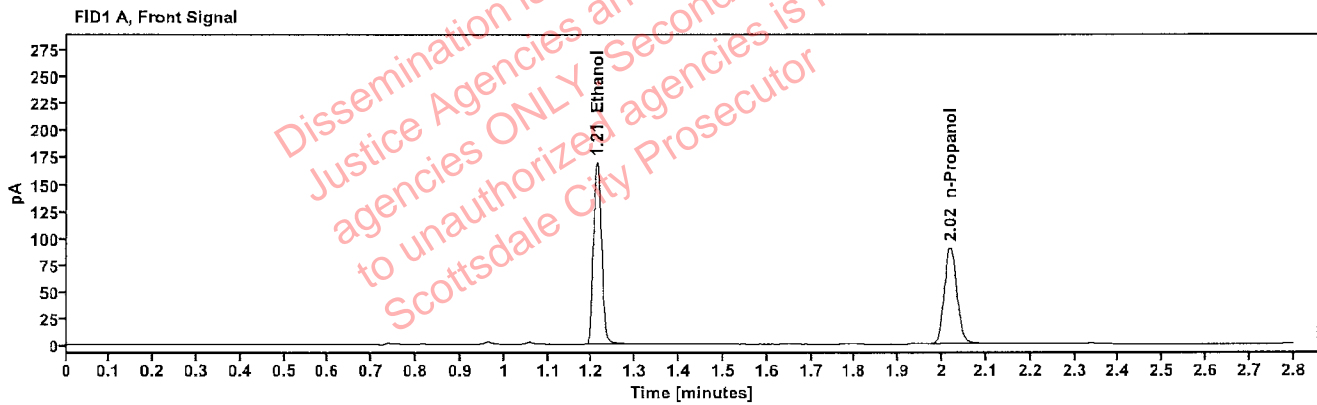


Table 1: FID 1 A (column DB-ALC1)

Compound	Amount (g/100mL)	Time (min)	Peak Area
>Ethanol	0.3421	1.212	217.997
n-Propanol	-----	2.018	182.133

Table 2: FID 2 B (column DB-ALC2)

Compound	Time (min)	Peak Area
Ethanol	1.361	241.157
n-Propanol	2.440	197.100

Scottsdale Police Department Crime Lab Volatiles Analysis

Sample:	2401528-2	Vial:	50
Description:		LIMS ID:	
Method:	ethanol quant.M	Sequence:	31Jan24
Instrument:	US14173023 CN14160045	Injection date:	1/31/2024 3:29:21 PM
Data file:	C:\Chem32\1\Data\31Jan24\50.D	Analyst:	Abbott

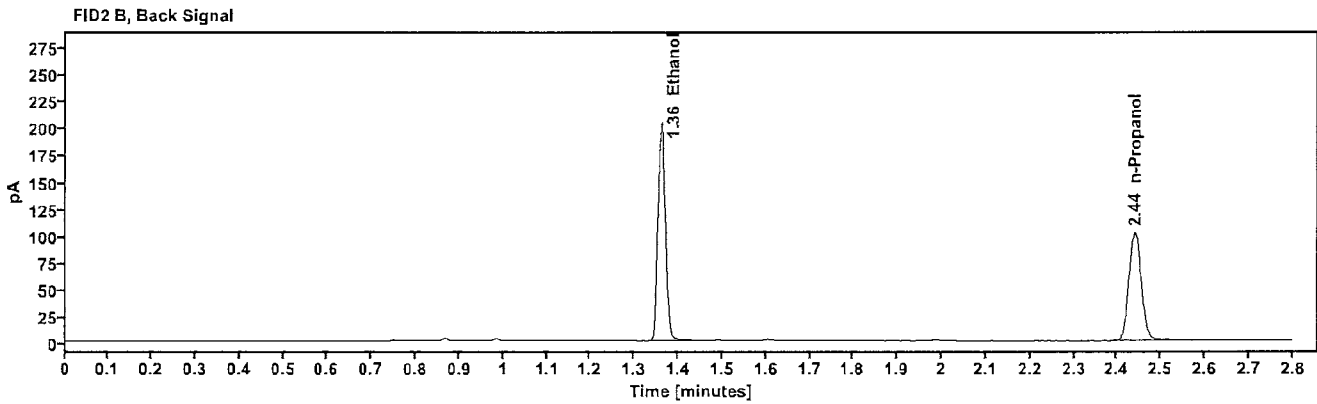
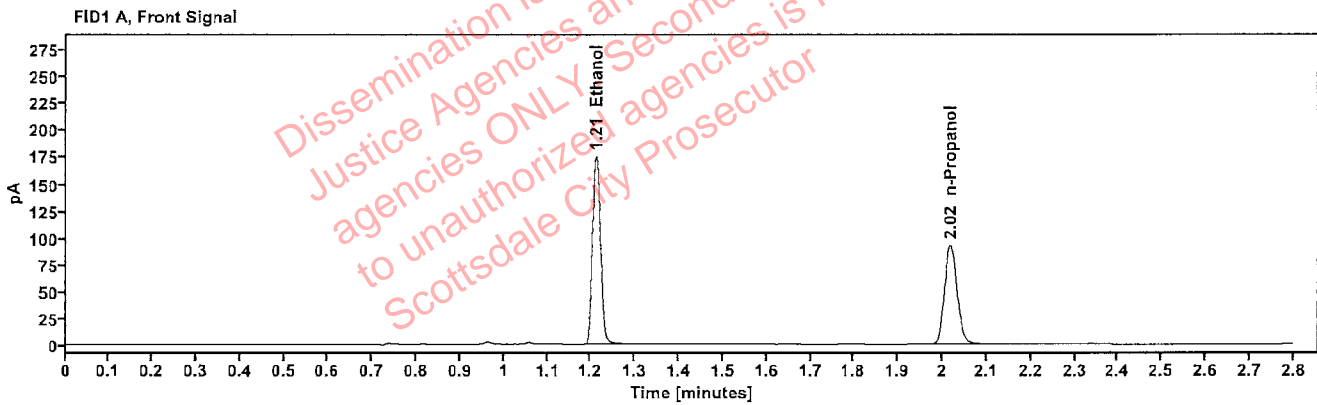


Table 1: FID 1 A (column DB-ALC1)

Compound	Amount (g/100mL)	Time (min)	Peak Area
>Ethanol	0.3477	1.212	224.582
n-Propanol	-----	2.018	184.634

Table 2: FID 2 B (column DB-ALC2)

Compound	Time (min)	Peak Area
Ethanol	1.361	248.862
n-Propanol	2.441	201.689

Scottsdale Police Department Crime Lab Volatiles Analysis

Sample:	2401301-1	Vial:	51
Description:	[REDACTED]	LIMS ID:	[REDACTED]
Method:	ethanol quant.M	Sequence:	31Jan24
Instrument:	US14173023 CN14160045	Injection date:	1/31/2024 3:33:20 PM
Data file:	C:\Chem32\1\Data\31Jan24\51.D	Analyst:	Abbott

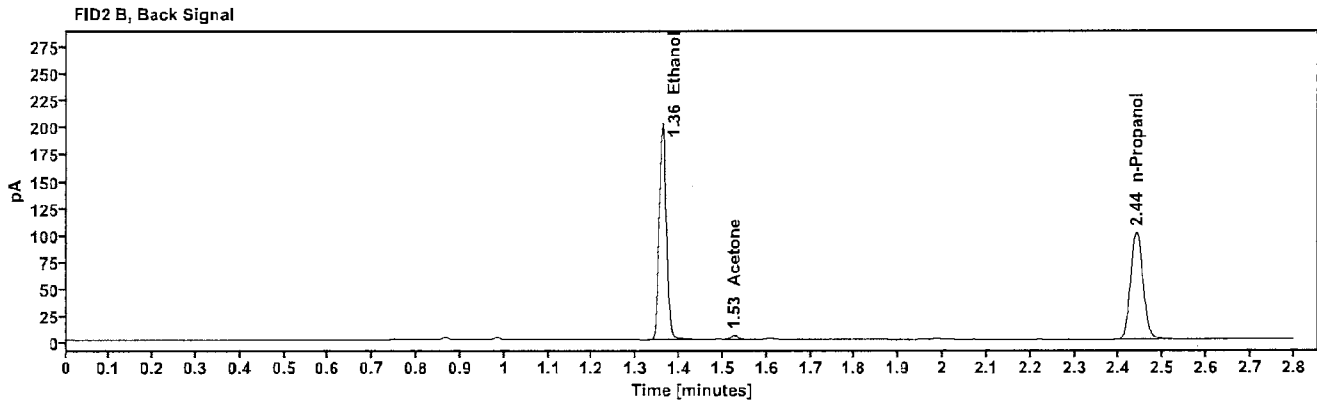
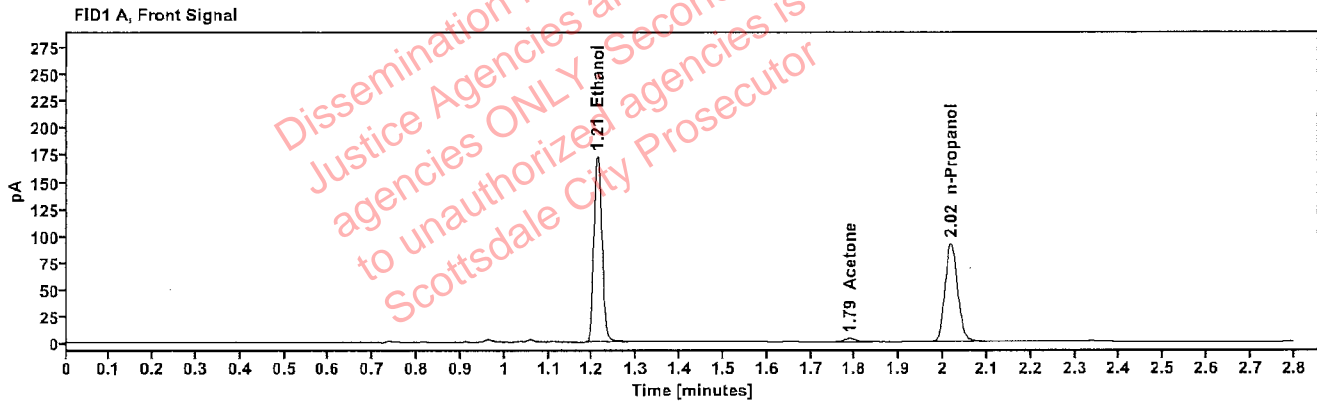


Table 1: FID 1 A (column DB-ALC1)

Compound	Amount (g/100mL)	Time (min)	Peak Area
>Ethanol	0.3451	1.211	221.211
Acetone	----	1.788	5.350
n-Propanol	----	2.018	183.229

Table 2: FID 2 B (column DB-ALC2)

Compound	Time (min)	Peak Area
Ethanol	1.360	245.341
Acetone	1.526	6.346
n-Propanol	2.440	199.746

Scottsdale Police Department Crime Lab Volatiles Analysis

Sample:	2401301-1	Vial:	52
Description:	[REDACTED]	LIMS ID:	[REDACTED]
Method:	ethanol quant.M	Sequence:	31Jan24
Instrument:	US14173023 CN14160045	Injection date:	1/31/2024 3:37:21 PM
Data file:	C:\Chem32\1\Data\31Jan24\52.D	Analyst:	Abbott

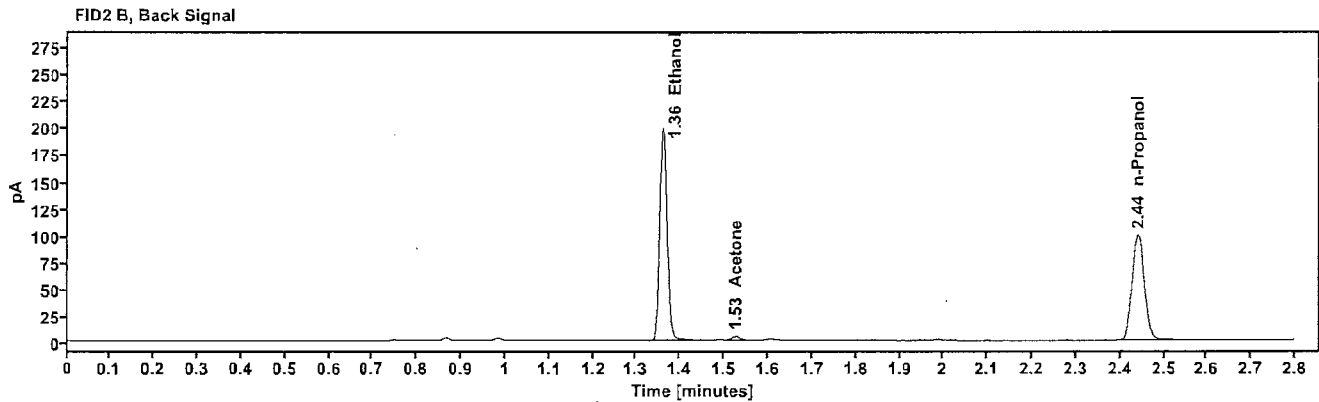
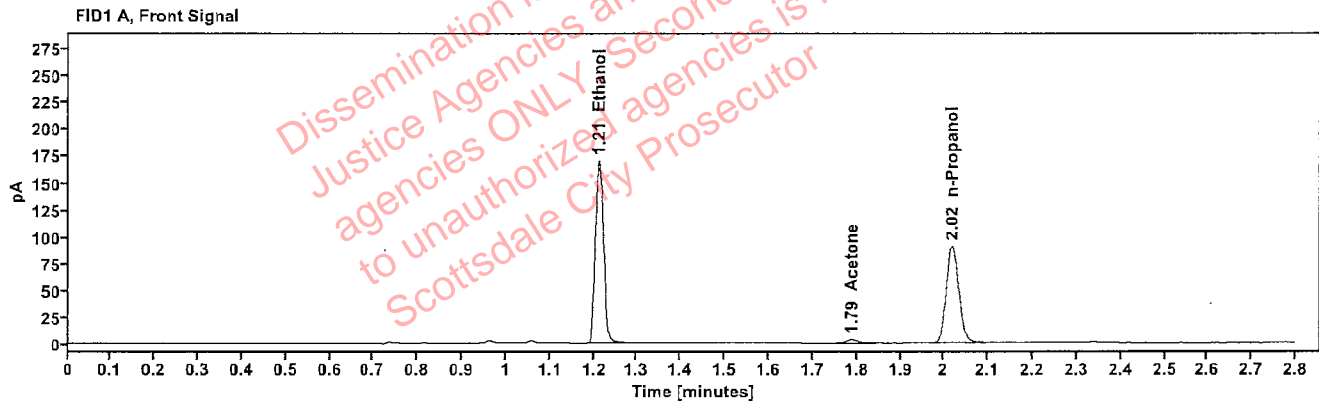


Table 1: FID 1 A (column DB-ALC1)

Compound	Amount (g/100mL)	Time (min)	Peak Area
>Ethanol	0.3445	1.212	218.189
Acetone	-----	1.789	5.346
n-Propanol	-----	2.019	181.048

Table 2: FID 2 B (column DB-ALC2)

Compound	Time (min)	Peak Area
Ethanol	1.361	241.743
Acetone	1.526	6.281
n-Propanol	2.441	197.291

Scottsdale Police Department Crime Lab Volatiles Analysis

Sample:	2400846-1	Vial:	54
Description:	[REDACTED]	LIMS ID:	[REDACTED]
Method:	ethanol quant.M	Sequence:	31Jan24
Instrument:	US14173023 CN14160045	Injection date:	1/31/2024 3:45:21 PM
Data file:	C:\Chem32\1\Data\31Jan24\54.D	Analyst:	Abbott

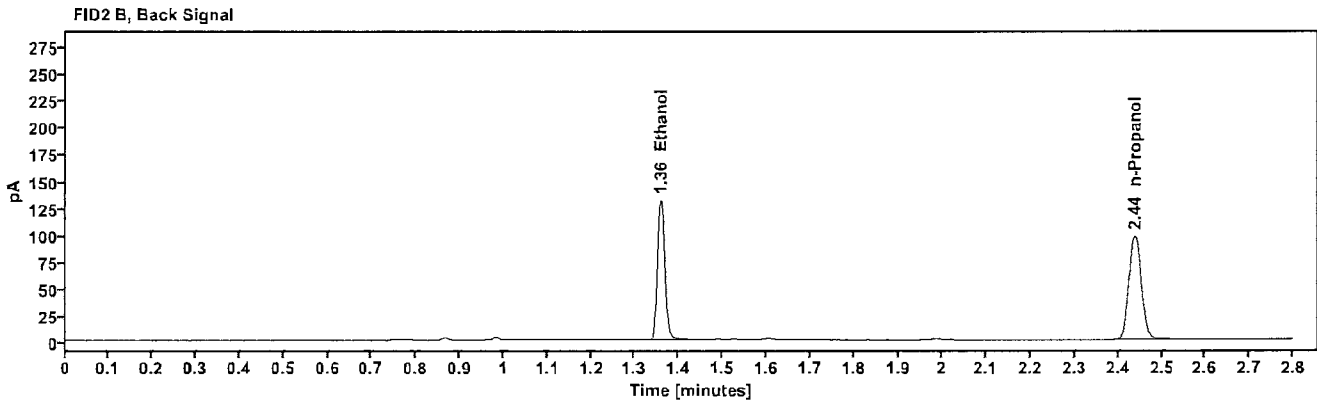
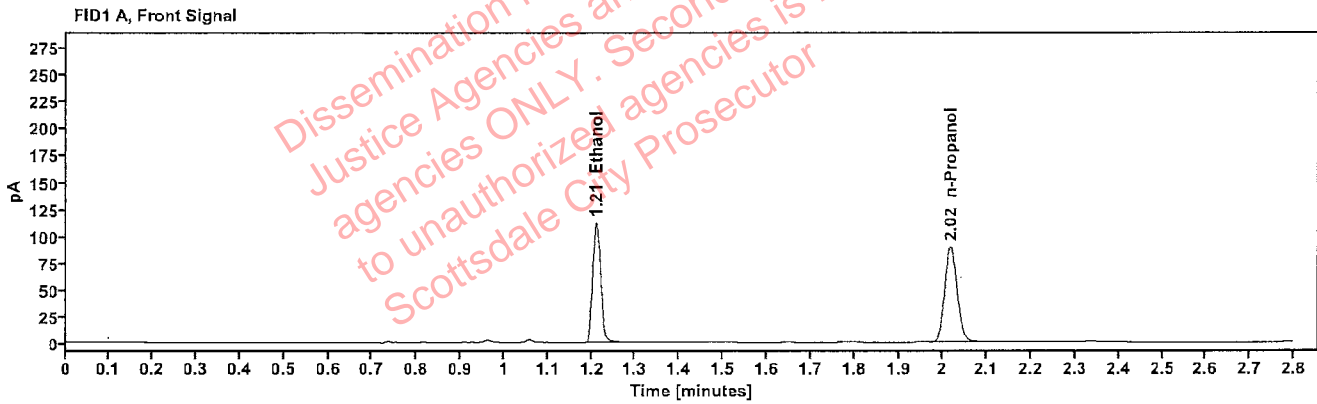


Table 1: FID 1 A (column DB-ALC1)

Compound	Amount (g/100mL)	Time (min)	Peak Area
>Ethanol	0.2283	1.211	142.892
n-Propanol	-----	2.017	179.385

Table 2: FID 2 B (column DB-ALC2)

Compound	Time (min)	Peak Area
Ethanol	1.359	157.562
n-Propanol	2.439	194.506

Scottsdale Police Department Crime Lab Volatiles Analysis

Sample:	2400846-1	Vial:	55
Description:	[REDACTED]	LIMS ID:	[REDACTED]
Method:	ethanol quant.M	Sequence:	31Jan24
Instrument:	US14173023 CN14160045	Injection date:	1/31/2024 3:49:35 PM
Data file:	C:\Chem32\1\Data\31Jan24\55.D	Analyst:	Abbott

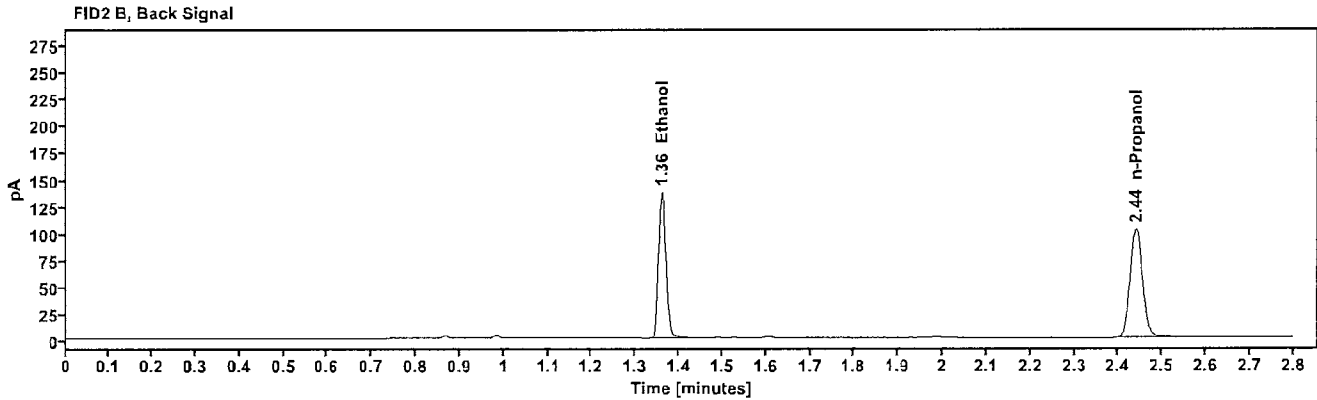
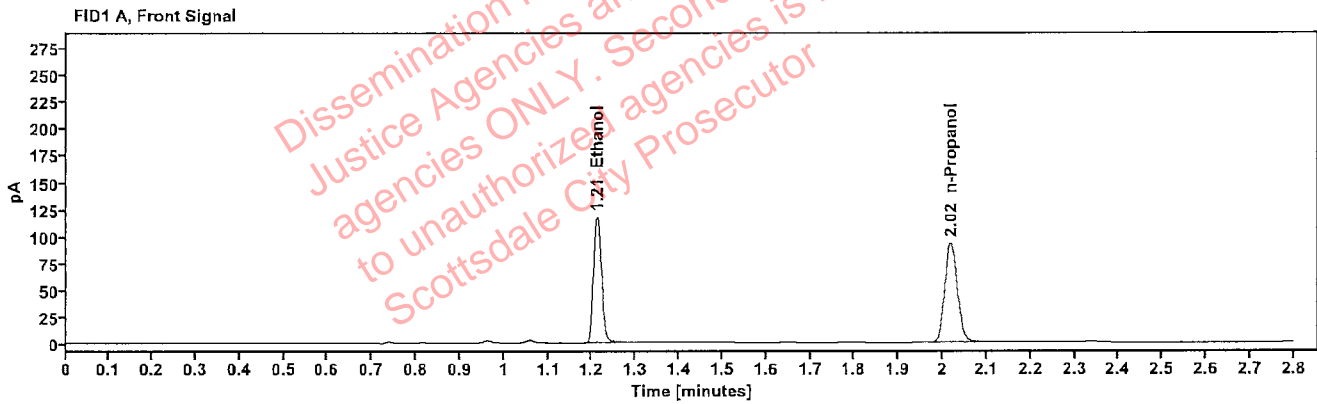


Table 1: FID 1 A (column DB-ALC1)

Compound	Amount (g/100mL)	Time (min)	Peak Area
>Ethanol	0.2322	1.212	150.741
n-Propanol	----	2.018	186.021

Table 2: FID 2 B (column DB-ALC2)

Compound	Time (min)	Peak Area
Ethanol	1.361	167.105
n-Propanol	2.440	203.511

Scottsdale Police Department Crime Lab Volatiles Analysis

Sample:	2401524-2	Vial:	56
Description:		LIMS ID:	
Method:	ethanol quant.M	Sequence:	31Jan24
Instrument:	US14173023 CN14160045	Injection date:	1/31/2024 3:53:36 PM
Data file:	C:\Chem32\1\Data\31Jan24\56.D	Analyst:	Abbott

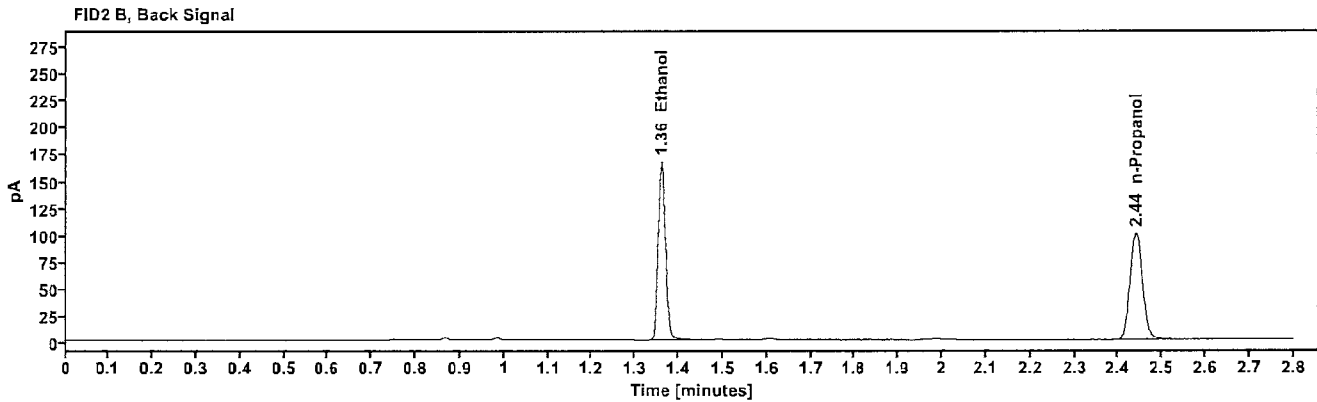
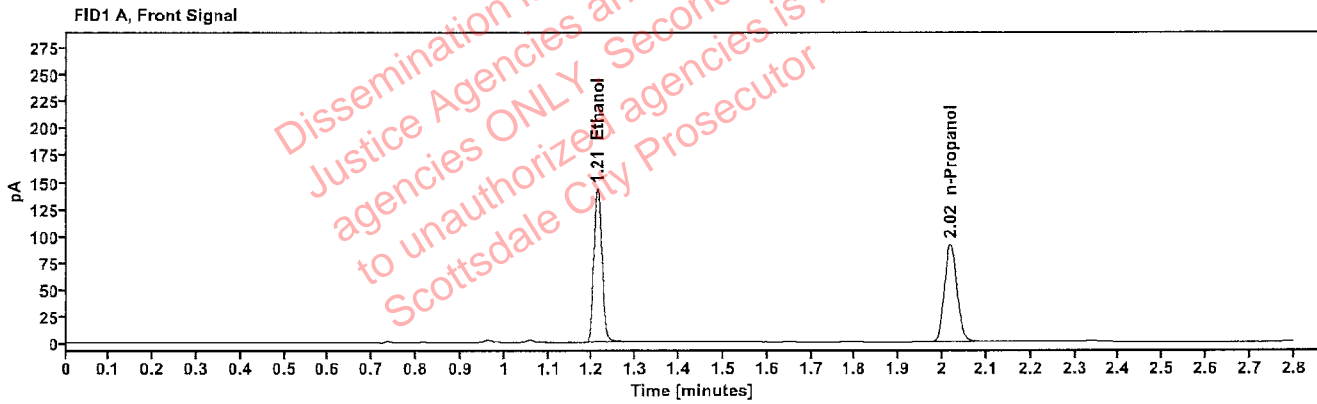


Table 1: FID 1 A (column DB-ALC1)

Compound	Amount (g/100mL)	Time (min)	Peak Area
>Ethanol	0.2852	1.212	183.073
n-Propanol	-----	2.018	183.699

Table 2: FID 2 B (column DB-ALC2)

Compound	Time (min)	Peak Area
Ethanol	1.361	203.065
n-Propanol	2.440	198.824

Scottsdale Police Department Crime Lab Volatiles Analysis

Sample:	2401524-2	Vial:	57
Description:	[REDACTED]	LIMS ID:	[REDACTED]
Method:	ethanol quant.M	Sequence:	31Jan24
Instrument:	US14173023 CN14160045	Injection date:	1/31/2024 3:57:36 PM
Data file:	C:\Chem32\1\Data\31Jan24\57.D	Analyst:	Abbott

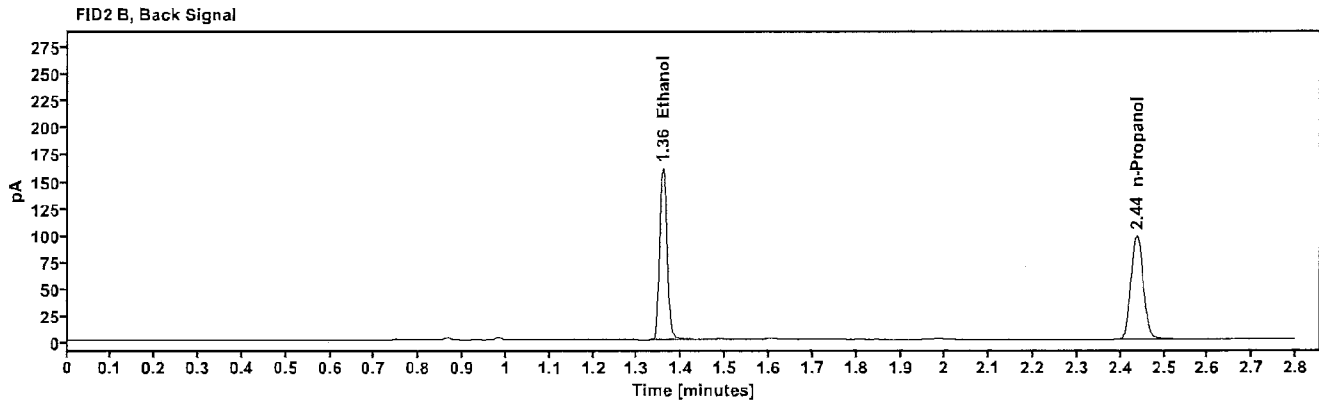
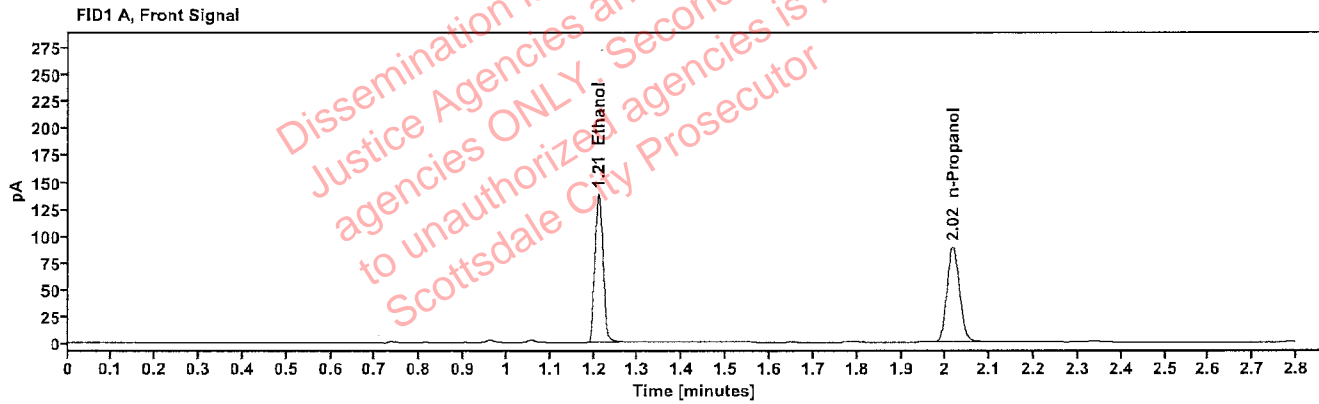


Table 1: FID 1 A (column DB-ALC1)

Compound	Amount (g/100mL)	Time (min)	Peak Area
>Ethanol	0.2807	1.210	175.796
n-Propanol	-----	2.016	179.263

Table 2: FID 2 B (column DB-ALC2)

Compound	Time (min)	Peak Area
Ethanol	1.358	193.809
n-Propanol	2.437	194.192

Scottsdale Police Department Crime Lab Volatiles Analysis

Sample:	2400998-1	Vial:	58
Description:		LIMS ID:	
Method:	ethanol quant.M	Sequence:	31Jan24
Instrument:	US14173023 CN14160045	Injection date:	1/31/2024 4:01:36 PM
Data file:	C:\Chem32\1\Data\31Jan24\58.D	Analyst:	Abbott

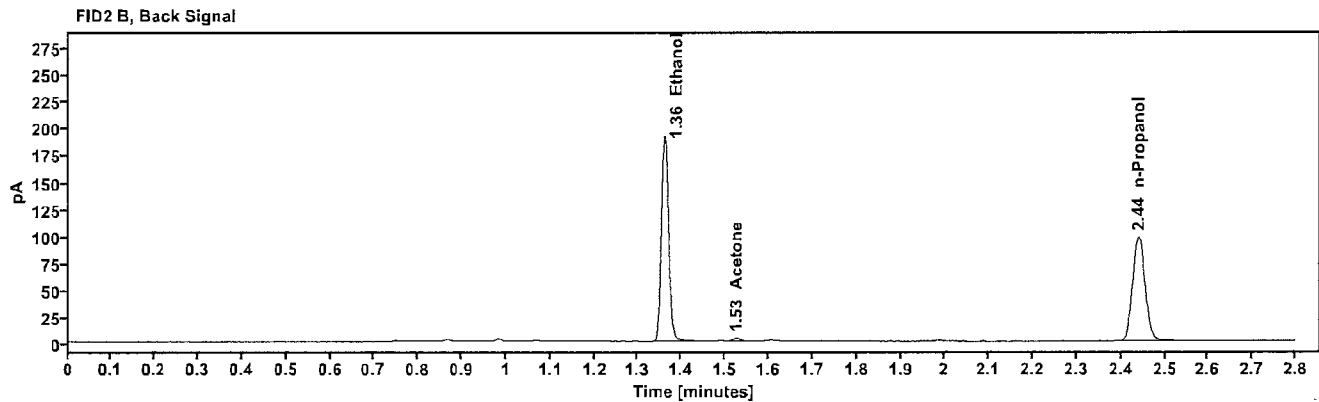
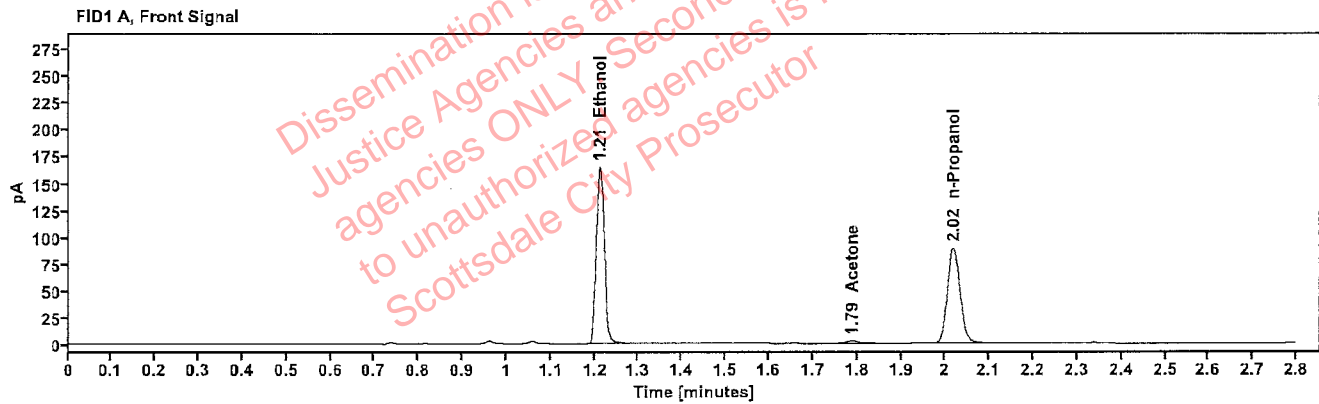


Table 1: FID 1 A (column DB-ALC1)

Compound	Amount (g/100mL)	Time (min)	Peak Area
>Ethanol	0.3387	1.212	211.132
Acetone	-----	1.789	3.891
n-Propanol	-----	2.018	178.215

Table 2: FID 2 B (column DB-ALC2)

Compound	Time (min)	Peak Area
Ethanol	1.361	234.075
Acetone	1.526	4.674
n-Propanol	2.440	194.126

Scottsdale Police Department Crime Lab Volatiles Analysis

Sample:	2400998-1	Vial:	59
Description:		LIMS ID:	
Method:	ethanol quant.M	Sequence:	31Jan24
Instrument:	US14173023 CN14160045	Injection date:	1/31/2024 4:05:36 PM
Data file:	C:\Chem32\1\Data\31Jan24\59.D	Analyst:	Abbott

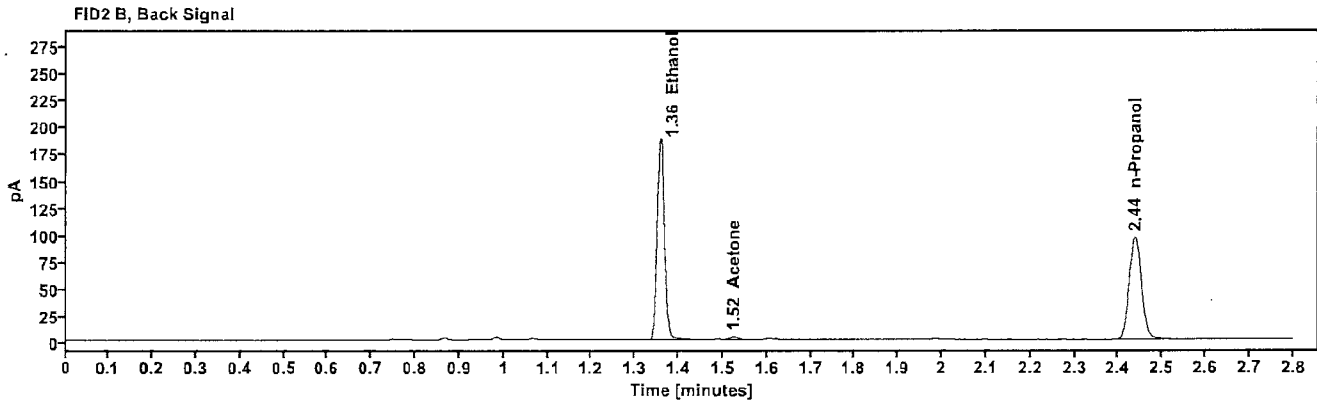
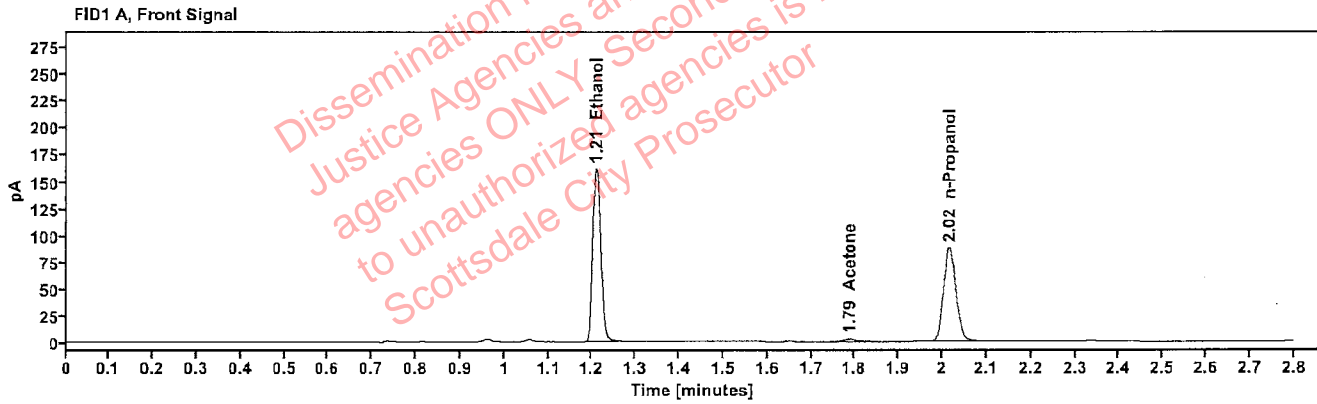


Table 1: FID 1 A (column DB-ALC1)

Compound	Amount (g/100mL)	Time (min)	Peak Area
>Ethanol	0.3361	1.210	205.030
Acetone	-----	1.788	3.824
n-Propanol	-----	2.017	174.414

Table 2: FID 2 B (column DB-ALC2)

Compound	Time (min)	Peak Area
Ethanol	1.358	227.054
Acetone	1.524	4.575
n-Propanol	2.438	190.105

Scottsdale Police Department Crime Lab Volatiles Analysis

Sample:	2326922-2	Vial:	60
Description:		LIMS ID:	
Method:	ethanol quant.M	Sequence:	31Jan24
Instrument:	US14173023 CN14160045	Injection date:	1/31/2024 4:09:36 PM
Data file:	C:\Chem32\1\Data\31Jan24\60.D	Analyst:	Abbott

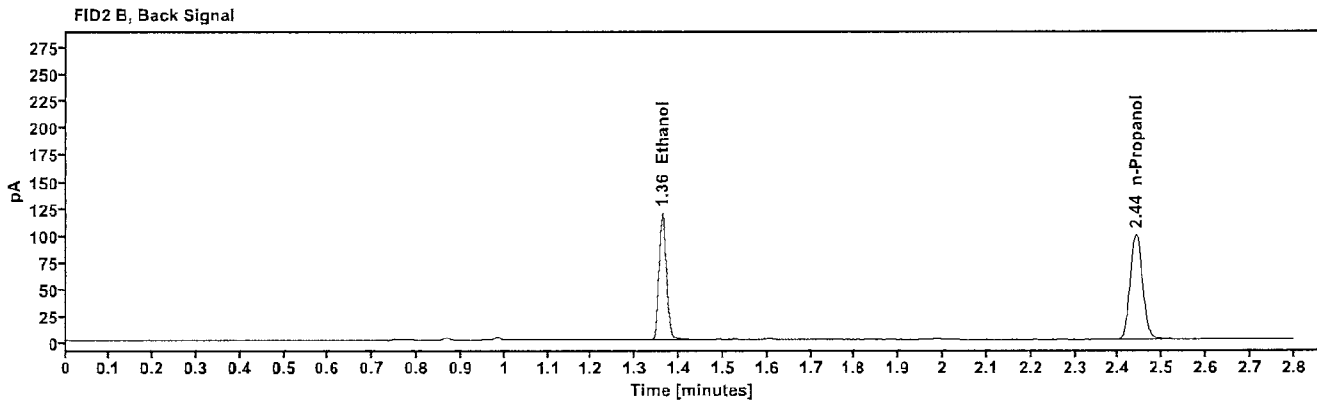
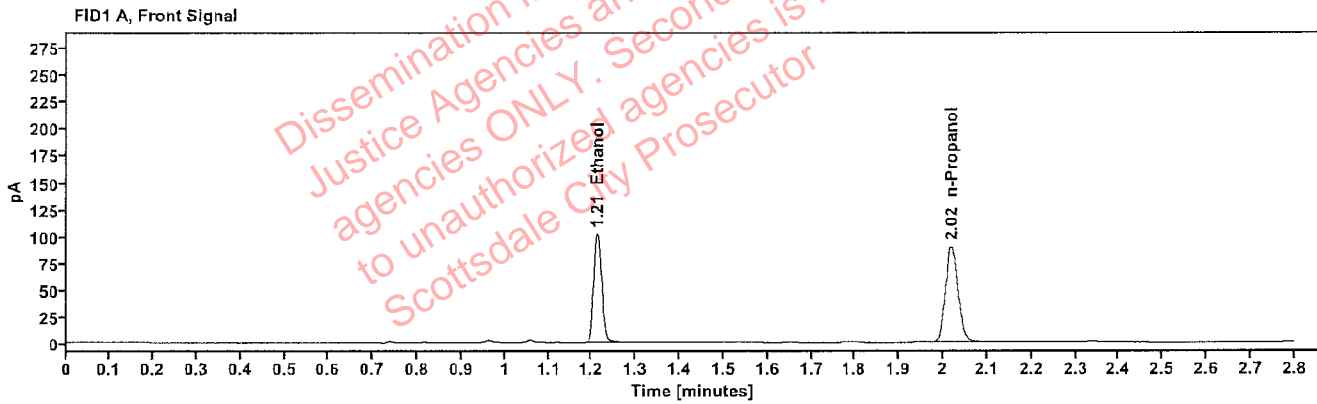


Table 1: FID 1 A (column DB-ALC1)

Compound	Amount (g/100mL)	Time (min)	Peak Area
>Ethanol	0.2095	1.212	130.999
n-Propanol	-----	2.018	179.399

Table 2: FID 2 B (column DB-ALC2)

Compound	Time (min)	Peak Area
Ethanol	1.361	145.482
n-Propanol	2.440	196.321

Scottsdale Police Department Crime Lab Volatiles Analysis

Sample:	2326922-2	Vial:	61
Description:		LIMS ID:	
Method:	ethanol quant.M	Sequence:	31Jan24
Instrument:	US14173023 CN14160045	Injection date:	1/31/2024 4:13:50 PM
Data file:	C:\Chem32\1\Data\31Jan24\61.D	Analyst:	Abbott

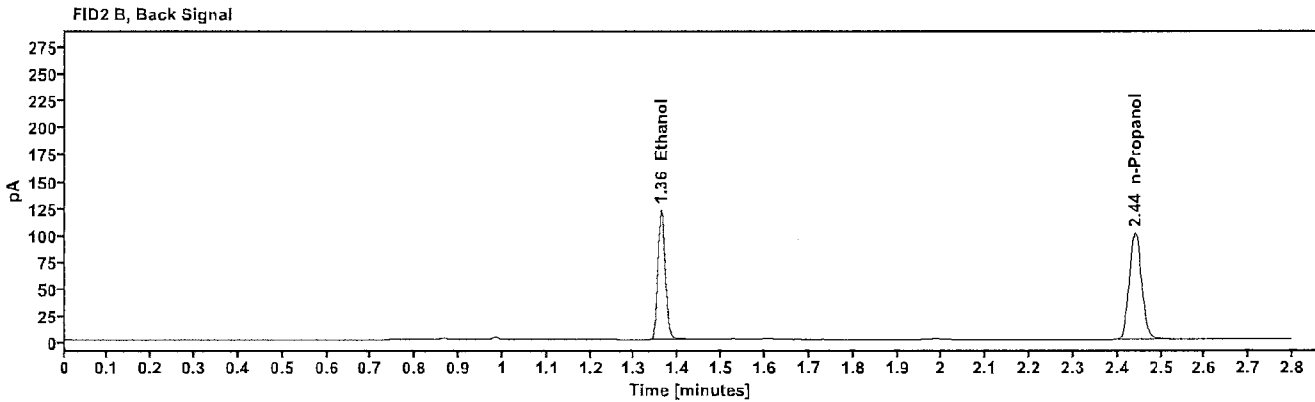
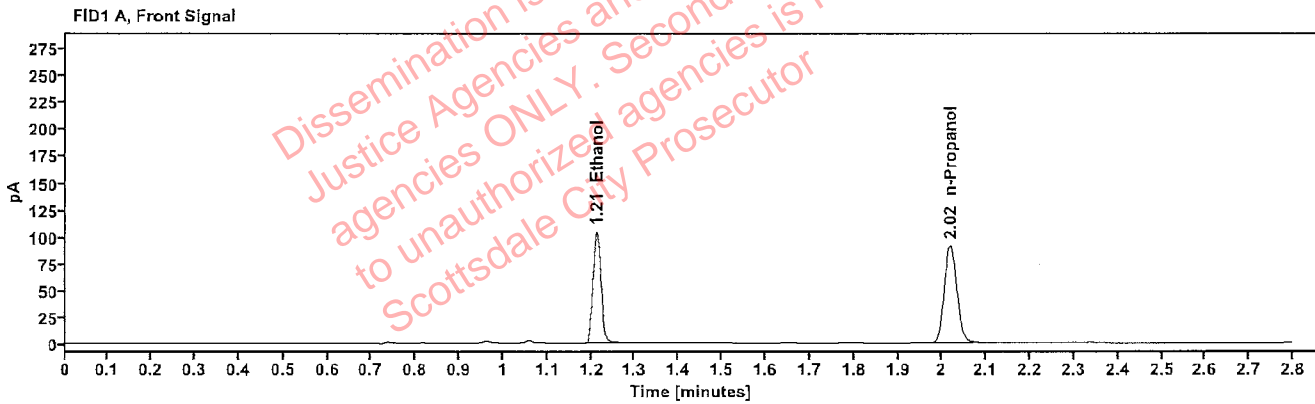


Table 1: FID 1 A (column DB-ALC1)

Compound	Amount (g/100mL)	Time (min)	Peak Area
>Ethanol	0.2108	1.212	134.295
n-Propanol	-----	2.018	182.746

Table 2: FID 2 B (column DB-ALC2)

Compound	Time (min)	Peak Area
Ethanol	1.361	147.845
n-Propanol	2.440	199.749

Scottsdale Police Department Crime Lab Volatiles Analysis

Sample:	2400605-3	Vial:	62
Description:	[REDACTED]	LIMS ID:	[REDACTED]
Method:	ethanol quant.M	Sequence:	31Jan24
Instrument:	US14173023 CN14160045	Injection date:	1/31/2024 4:17:50 PM
Data file:	C:\Chem32\1\Data\31Jan24\62.D	Analyst:	Abbott

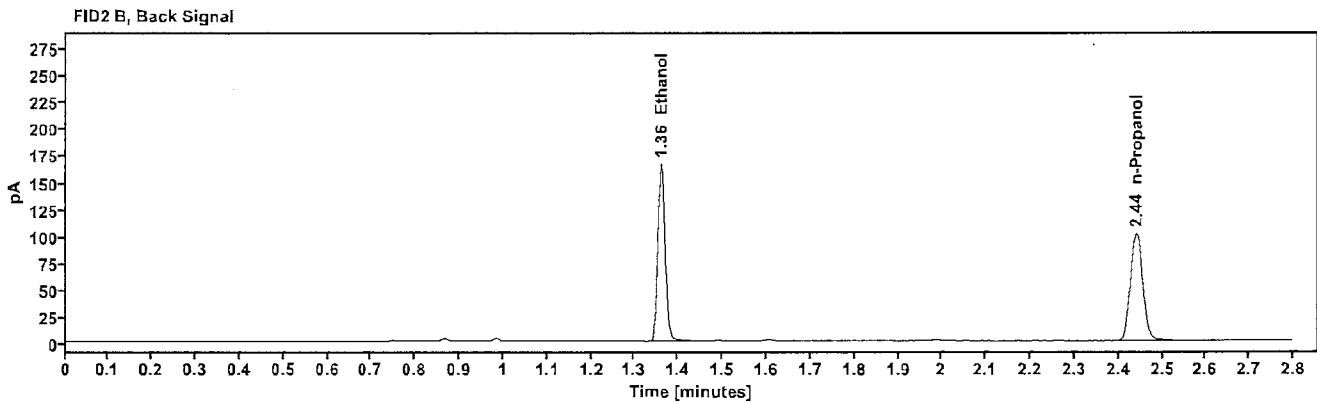
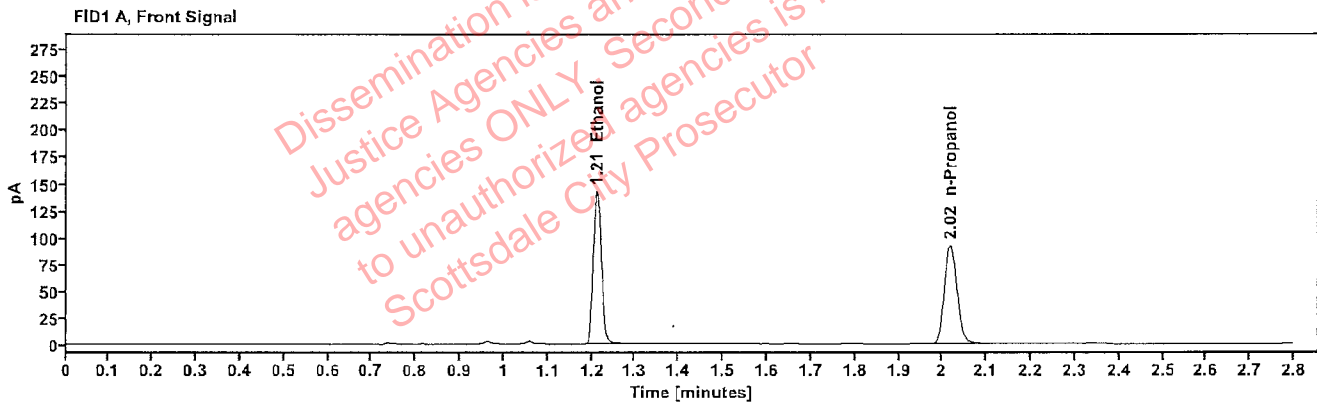


Table 1: FID 1 A (column DB-ALC1)

Compound	Amount (g/100mL)	Time (min)	Peak Area
>Ethanol	0.2845	1.212	182.935
n-Propanol	-----	2.018	184.033

Table 2: FID 2 B (column DB-ALC2)

Compound	Time (min)	Peak Area
Ethanol	1.361	202.722
n-Propanol	2.440	201.071

Scottsdale Police Department Crime Lab Volatiles Analysis

Sample:	2400605-3	Vial:	63
Description:	[REDACTED]	LIMS ID:	[REDACTED]
Method:	ethanol quant.M	Sequence:	31Jan24
Instrument:	US14173023 CN14160045	Injection date:	1/31/2024 4:21:51 PM
Data file:	C:\Chem32\1\Data\31Jan24\63.D	Analyst:	Abbott

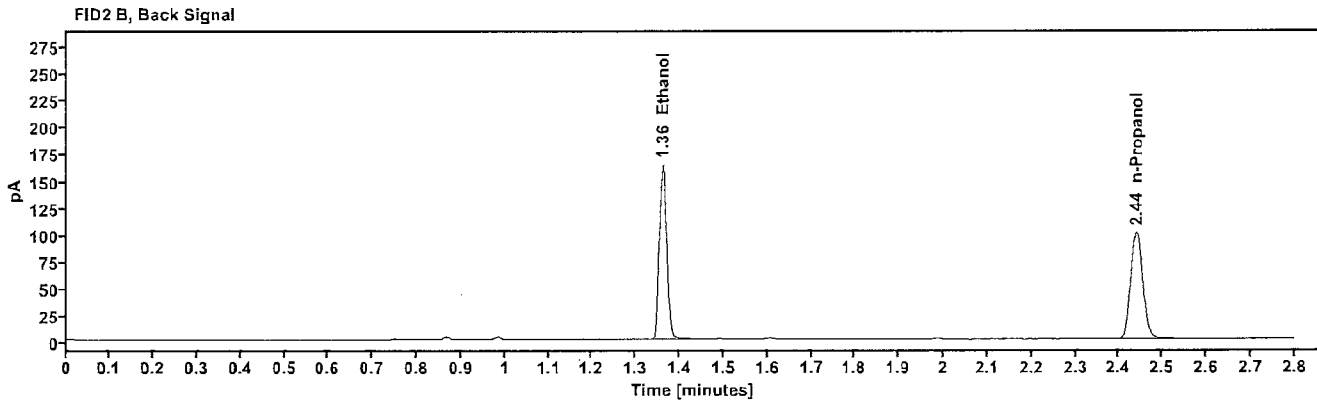
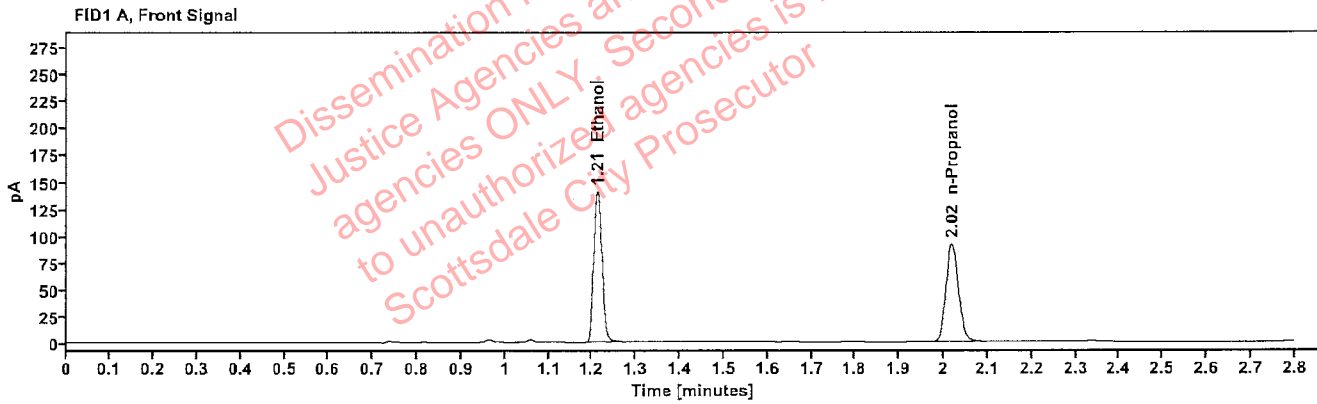


Table 1: FID 1 A (column DB-ALC1)

Compound	Amount (g/100mL)	Time (min)	Peak Area
>Ethanol	0.2825	1.212	180.698
n-Propanol	-----	2.018	183.064

Table 2: FID 2 B (column DB-ALC2)

Compound	Time (min)	Peak Area
Ethanol	1.361	200.299
n-Propanol	2.440	200.136