

SCOTTSDALE POLICE DEPARTMENT CRIME LABORATORY BLOOD ALCOHOL FACE SHEET

ANALYSIS DATE 02/06/2024 SEQUENCE NAME 06Feb24

EQUIPMENT

Pipettor Hamilton ML600EH7497 Hamilton ML600GJ10749
 Gas Chromatograph Agilent US14173023

INSTRUMENT CALIBRATION

Vial 1 0.02 calibrator Lot FN03122113 Coefficient of determination (r²)
 Vial 2 0.10 calibrator Lot FN03072301 0.99997
 Vial 3 0.20 calibrator Lot FN03132302
 Vial 4 0.40 calibrator Lot FN03052102

CALIBRATION VERIFICATION AND RESOLUTION TEST

Vial	Sample	Expected result	Measured result	Manufacturer/lot
5	Blank	Not detected	Not detected	SPD lab 011823WB
6	Volatiles mixture	6 compounds	6 compounds	SPD lab 050721MIX
7	Aqueous control	0.400 g/dL	0.402 g/dL	Lipomed 30012020-A
8	Aqueous control	0.040 g/dL	0.041 g/dL	Lipomed 14082019-B
9	Blood control	0.199 g/dL	0.204 g/dL	ACQ 4110320133/11
20	Aqueous control	0.080 g/dL	0.081 g/dL	Lipomed 20012020-B
31	Aqueous control	0.199 g/dL	0.205 g/dL	ACQ 4110320133/11
42	Blood control	0.080 g/dL	0.080 g/dL	Lipomed 20012020-B
53	Aqueous control	0.080 g/dL	0.081 g/dL	Lipomed 20012020-B
64	Aqueous control	0.400 g/dL	0.406 g/dL	Lipomed 30012020-A
65	Aqueous control	0.040 g/dL	0.041 g/dL	Lipomed 14082019-B
66	Blood control	0.199 g/dL	0.204 g/dL	ACQ 4110320133/11
67	Blank	Not detected	Not detected	SPD lab 010524AQ

SUBJECT SAMPLES

Subjects in the sequence 25 Subjects requiring reanalysis 0

ADDITIONAL NOTES: All testing proceeded as expected.

Run valid Run invalid Erika Canonico Analyst
 Run valid Run invalid Philip Brown Technical Reviewer

Scottsdale Police Department Crime Laboratory Sequence Quality Assurance Summary

SEQUENCE NAME: 06Feb24

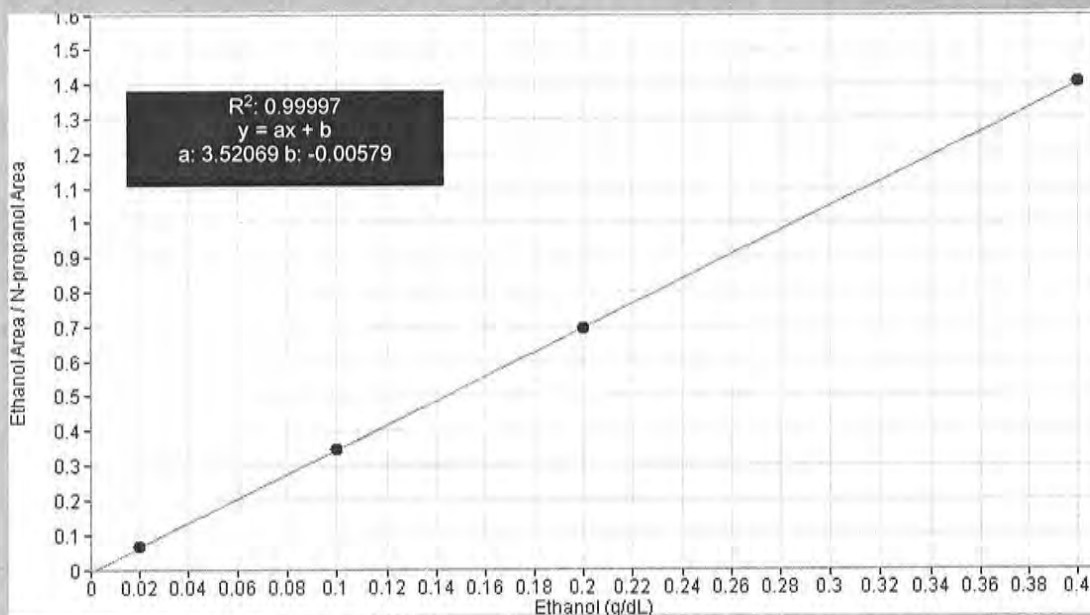
ANALYST: Canonico

ee

Sample Name	Vial	Measured Value (g/dL)	Expected Value (g/dL)	Percent Difference	Absolute Difference (g/dL)
blank 011823WB	5	negative	negative	-	-
0.400 30012020-A	7	0.402	0.400	0.50	0.002
0.040 14082019-B	8	0.041	0.040	2.50	0.001
0.199 4110320133/11	9	0.204	0.199	2.51	0.005
0.080 20012020-B	20	0.081	0.080	1.25	0.001
0.199 4110320133/11	31	0.205	0.199	3.02	0.006
0.080 20012020-B	42	0.080	0.080	0.00	0.000
0.080 20012020-B	53	0.081	0.080	1.25	0.001
0.400 30012020-A	64	0.406	0.400	1.50	0.006
0.040 14082019-B	65	0.041	0.040	2.50	0.001
0.199 4110320133/11	66	0.204	0.199	2.51	0.005
blank 010524AQ	67	negative	negative	-	-

Calibrator	Ethanol Area	N-propanol Area	Ratio
0.020	11.549	170.051	0.068
0.100	59.015	171.187	0.345
0.200	119.520	172.122	0.694
0.400	237.820	169.305	1.405

Calibration Line



Scottsdale Police Department Crime Lab Volatiles Analysis

Sample: FN03122113	Vial: 1
Description: 0.020 calibrator	Sequence: 06Feb24
Method: ethanol quant.M	Injection date: 2/6/2024 1:30:47 PM
Instrument: US14173023 CN14160045	Analyst: Canonico ee
Data file: C:\Chem32\1\Data\06Feb24\1.D	

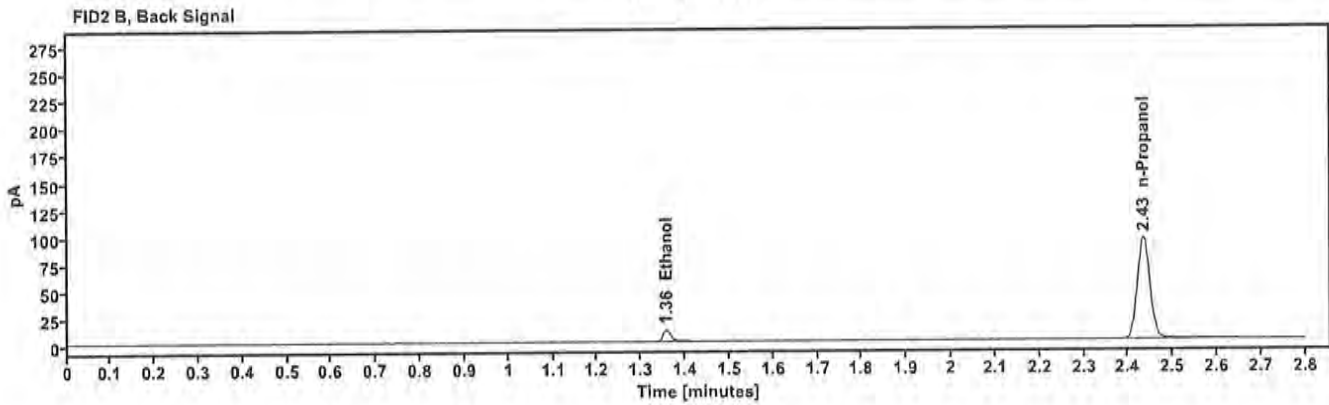
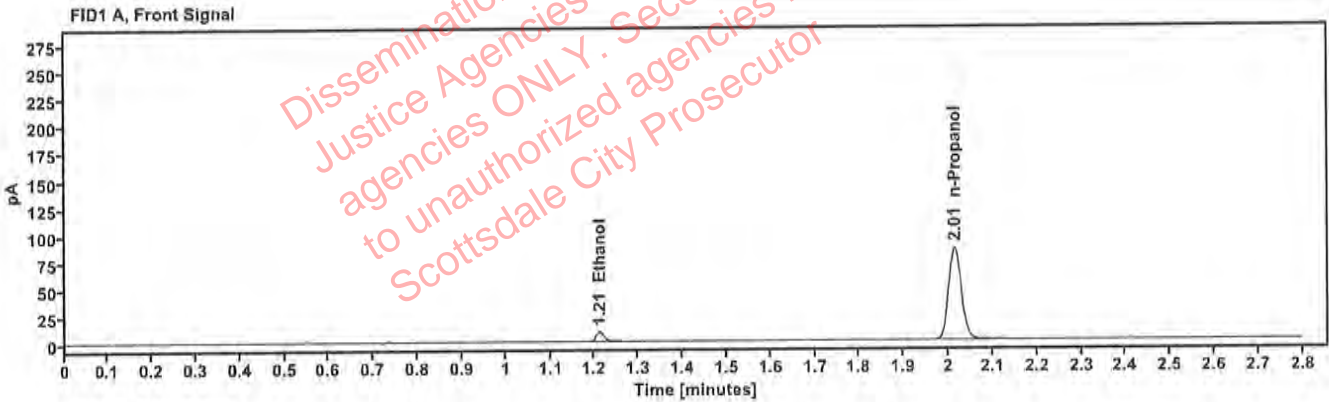


Table 1: FID 1 A (column DB-ALC1)

Compound	Time (min)	Peak Area
Ethanol	1.211	11.549
n-Propanol	2.014	170.051

Table 2: FID 2 B (column DB-ALC2)

Compound	Time (min)	Peak Area
Ethanol	1.357	12.681
n-Propanol	2.434	185.317

Scottsdale Police Department Crime Lab Volatiles Analysis

Sample: FN03072301	Vial: 2
Description: 0.100 calibrator	Sequence: 06Feb24
Method: ethanol quant.M	Injection date: 2/6/2024 1:34:47 PM
Instrument: US14173023 CN14160045	Analyst: Canonico ee
Data file: C:\Chem32\1\Data\06Feb24\2.D	

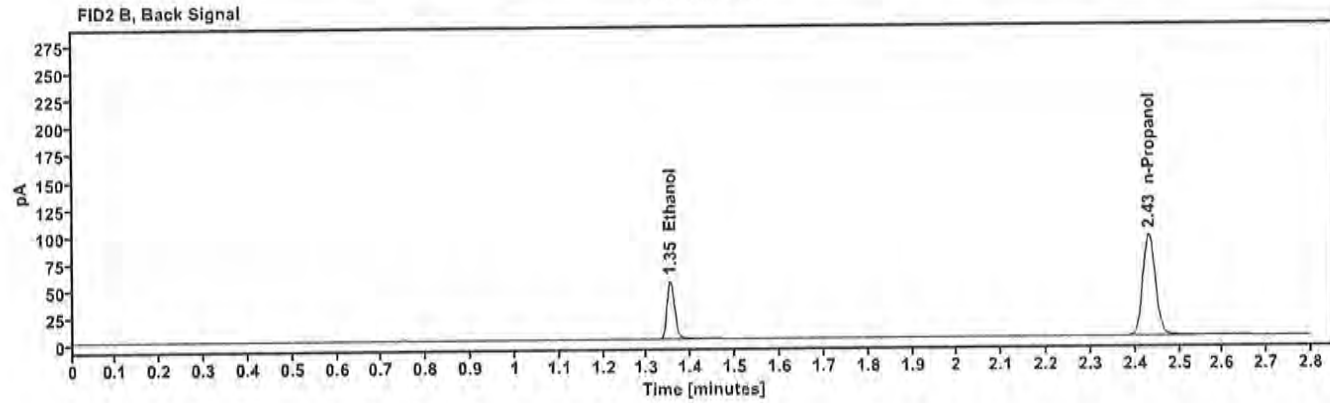
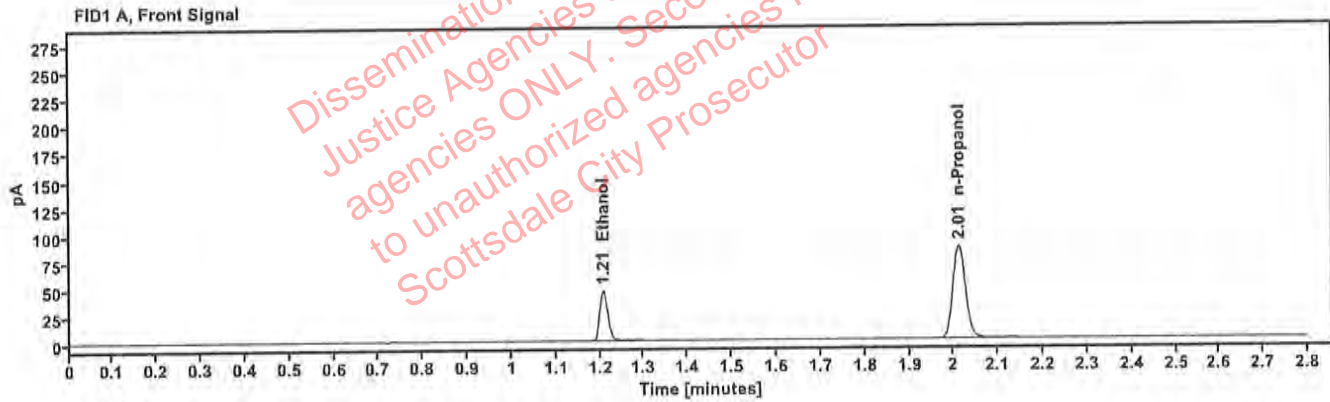


Table 1: FID 1 A (column DB-ALC1)

Compound	Time (min)	Peak Area
Ethanol	1.207	59.015
n-Propanol	2.012	171.187

Table 2: FID 2 B (column DB-ALC2)

Compound	Time (min)	Peak Area
Ethanol	1.353	64.765
n-Propanol	2.432	186.065

Scottsdale Police Department Crime Lab Volatiles Analysis

Sample: FN03132302	Vial: 3
Description: 0.200 calibrator	Sequence: 06Feb24
Method: ethanol quant.M	Injection date: 2/6/2024 1:38:46 PM
Instrument: US14173023 CN14160045	Analyst: Canonico ec
Data file: C:\Chem32\1\Data\06Feb24\3.D	

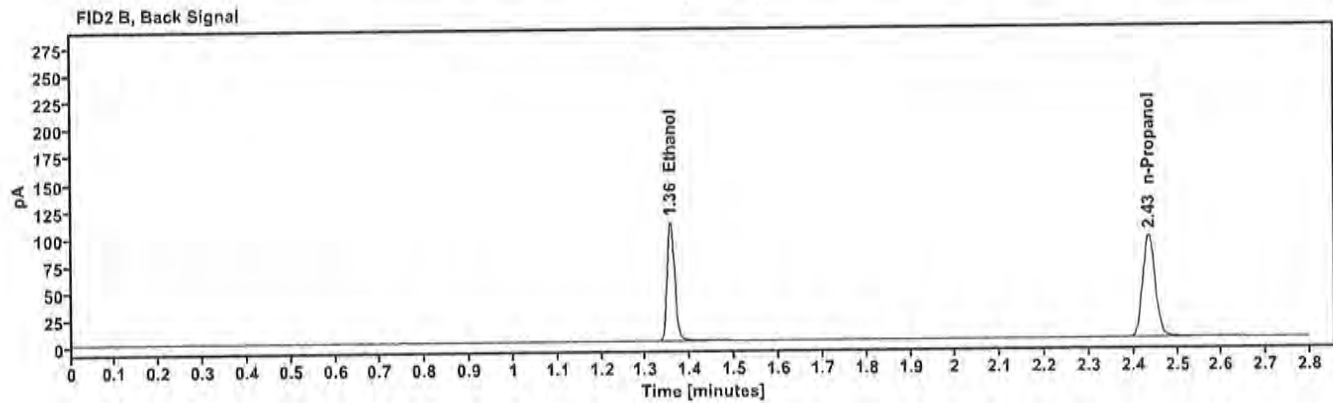
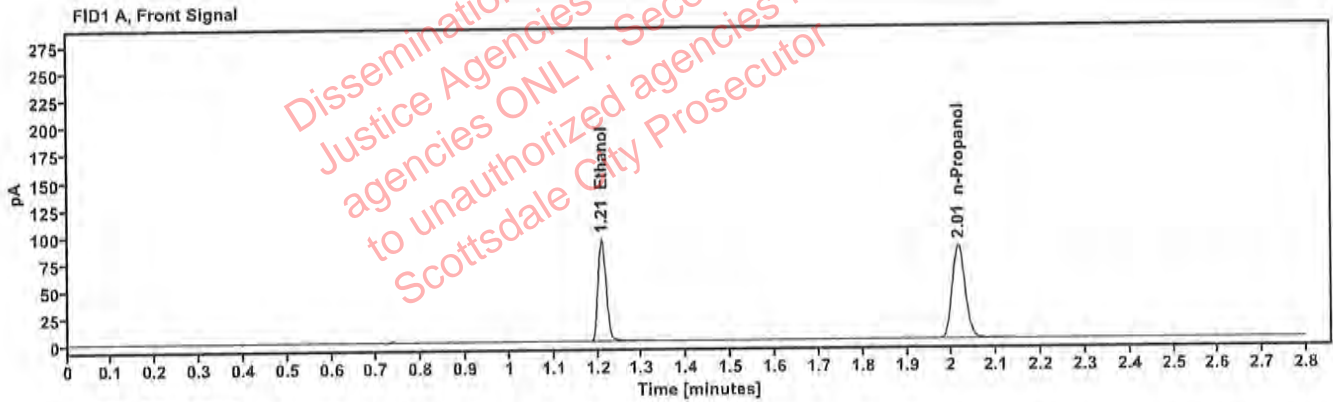


Table 1: FID 1 A (column DB-ALC1)

Compound	Time (min)	Peak Area
Ethanol	1.209	119.520
n-Propanol	2.015	172.122

Table 2: FID 2 B (column DB-ALC2)

Compound	Time (min)	Peak Area
Ethanol	1.356	131.505
n-Propanol	2.435	186.893

Scottsdale Police Department Crime Lab Volatiles Analysis

Sample: FN03052102	Vial: 4
Description: 0.400 calibrator	Sequence: 06Feb24
Method: ethanol quant.M	Injection date: 2/6/2024 1:42:47 PM
Instrument: US14173023 CN14160045	Analyst: Canonico EE
Data file: C:\Chem32\1\Data\06Feb24\4.D	

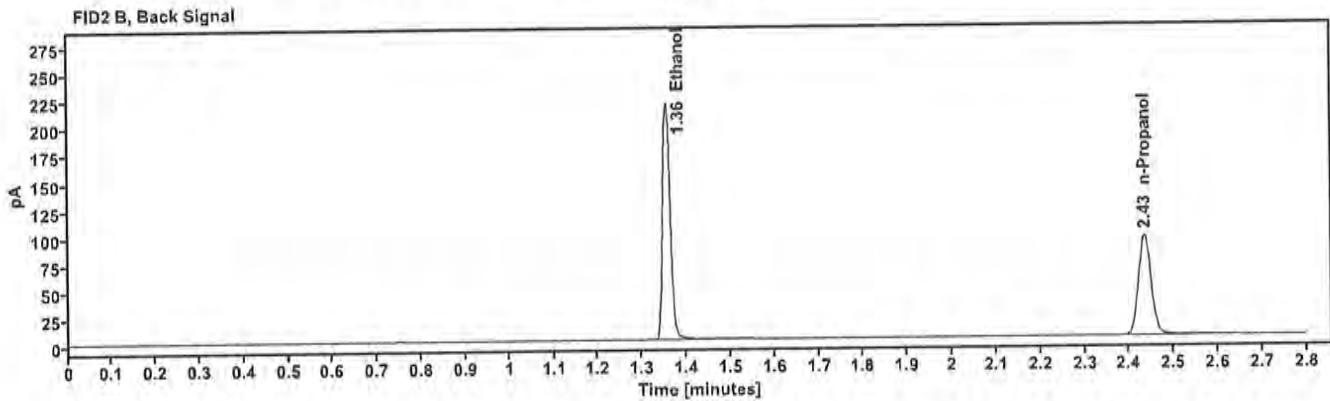
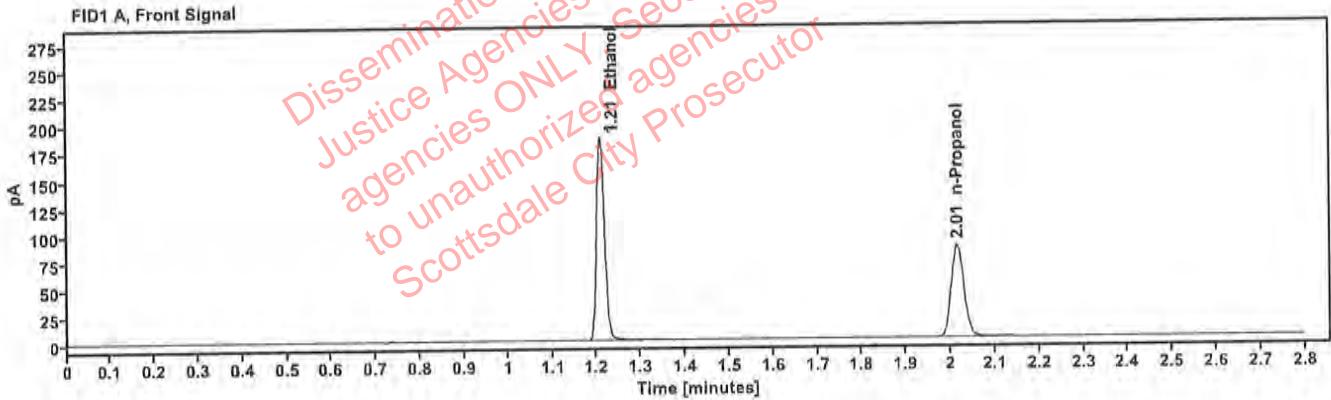


Table 1: FID 1 A (column DB-ALC1)

Compound	Time (min)	Peak Area
Ethanol	1.208	237.820
n-Propanol	2.015	169.305

Table 2: FID 2 B (column DB-ALC2)

Compound	Time (min)	Peak Area
Ethanol	1.355	262.102
n-Propanol	2.435	184.084

Scottsdale Police Department Crime Lab Volatiles Analysis

Sample: 011823WB	Vial: 5
Description: Negative	LIMS ID:
Method: ethanol quant.M	Sequence: 06Feb24
Instrument: US14173023 CN14180045	Injection date: 2/6/2024 1:46:46 PM
Data file: C:\Chem32\1\Data\06Feb24\5.D	Analyst: Canonico <i>EC</i>

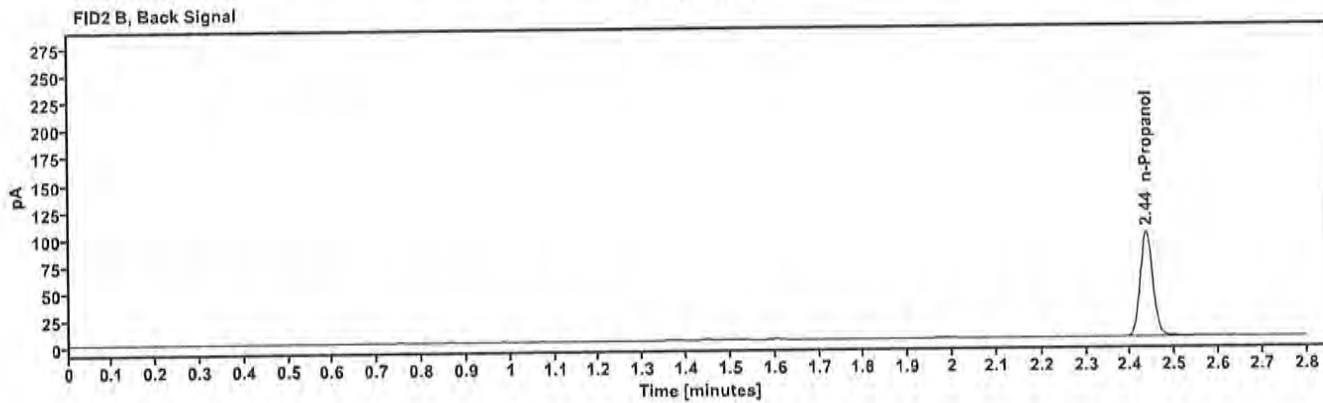
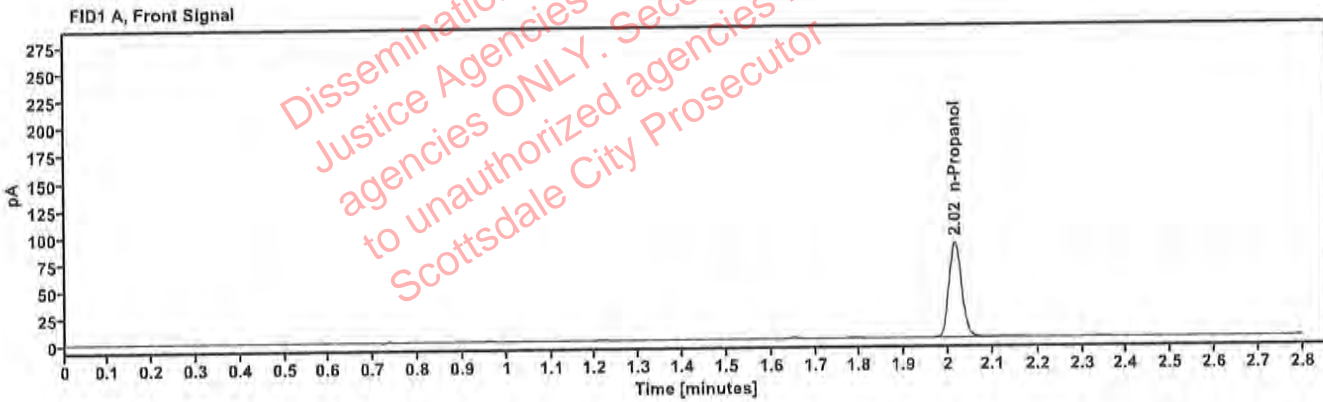


Table 1: FID 1 A (column DB-ALC1)

Compound	Amount (g/100mL)	Time (min)	Peak Area
n-Propanol	---	2.015	175.608

Table 2: FID 2 B (column DB-ALC2)

Compound	Time (min)	Peak Area
n-Propanol	2.436	191.789

Scottsdale Police Department Crime Lab Volatiles Analysis

Sample: 050721MIX	Vial: 6
Description: Volatiles mix	LIMS ID:
Method: ethanol quant.M	Sequence: 06Feb24
Instrument: US14173023 CN14160045	Injection date: 2/6/2024 1:50:46 PM
Data file: C:\Chem32\1\Data\06Feb24\6.D	Analyst: Canonico 80

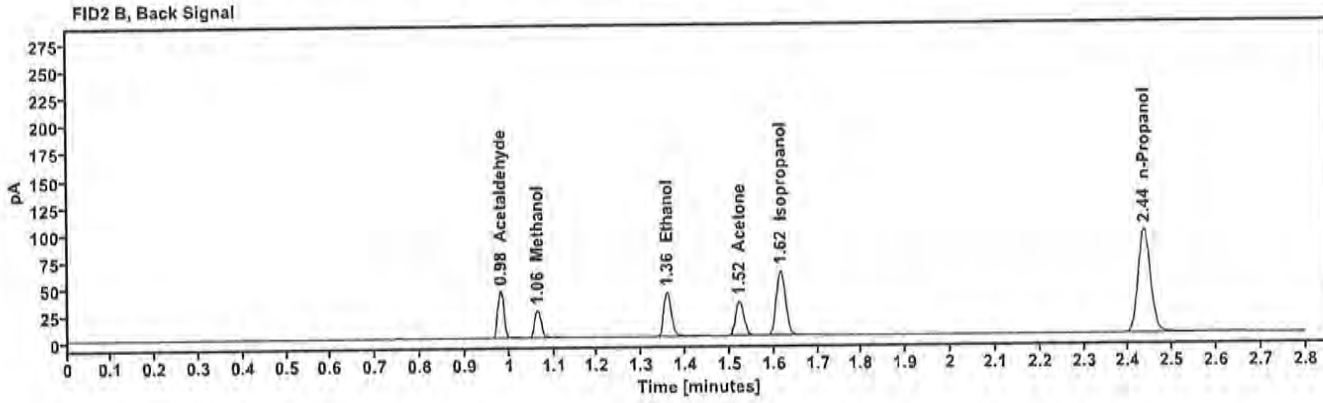
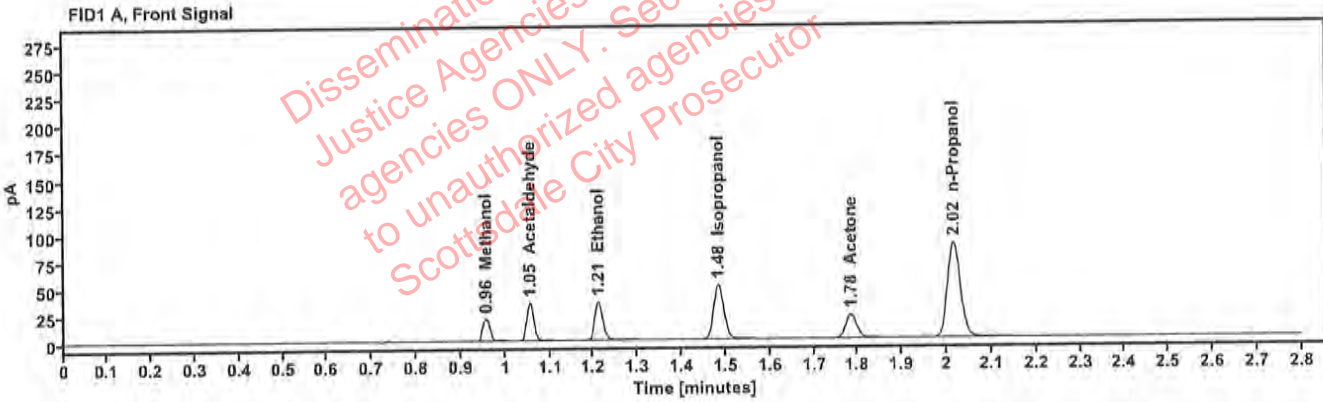


Table 1: FID 1 A (column DB-ALC1)

Compound	Amount (g/100mL)	Time (min)	Peak Area
Methanol	-----	0.957	23.446
Acetaldehyde	-----	1.055	38.196
>Ethanol	0.0751	1.210	45.248
Isopropanol	-----	1.483	80.557
Acetone	-----	1.784	38.103
n-Propanol	-----	2.015	175.053

Table 2: FID 2 B (column DB-ALC2)

Compound	Time (min)	Peak Area
Acetaldehyde	0.981	42.687
Methanol	1.063	26.076
Ethanol	1.357	49.586
Acetone	1.522	41.825
Isopropanol	1.616	89.037
n-Propanol	2.436	190.434

Scottsdale Police Department Crime Lab Volatiles Analysis

Sample: 30012020-A	Vial: 7
Description: 0.400	LIMS ID:
Method: ethanol quant.M	Sequence: 06Feb24
Instrument: US14173023 CN14160045	Injection date: 2/6/2024 1:55:01 PM
Data file: C:\Chem32\1\Data\06Feb24\7.D	Analyst: Canonico <i>ec</i>

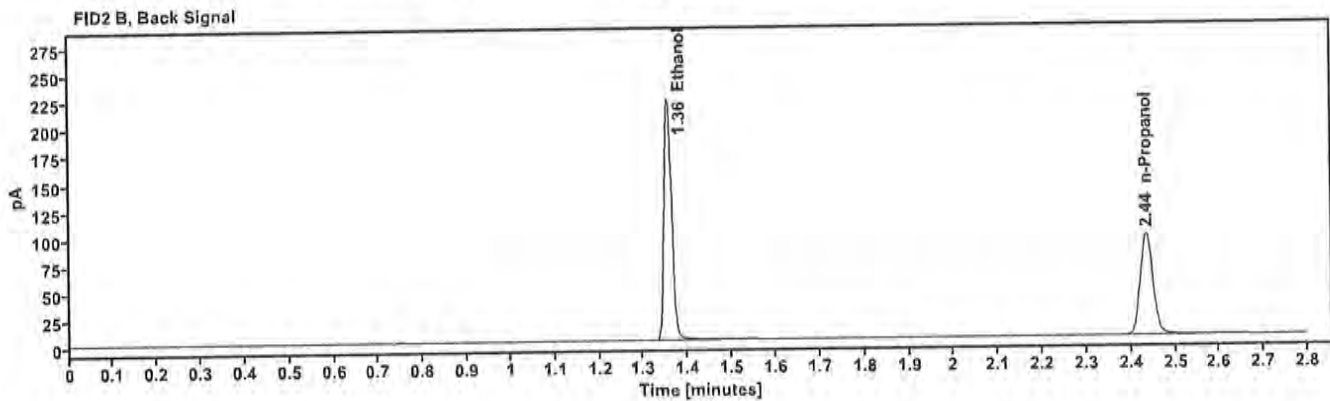
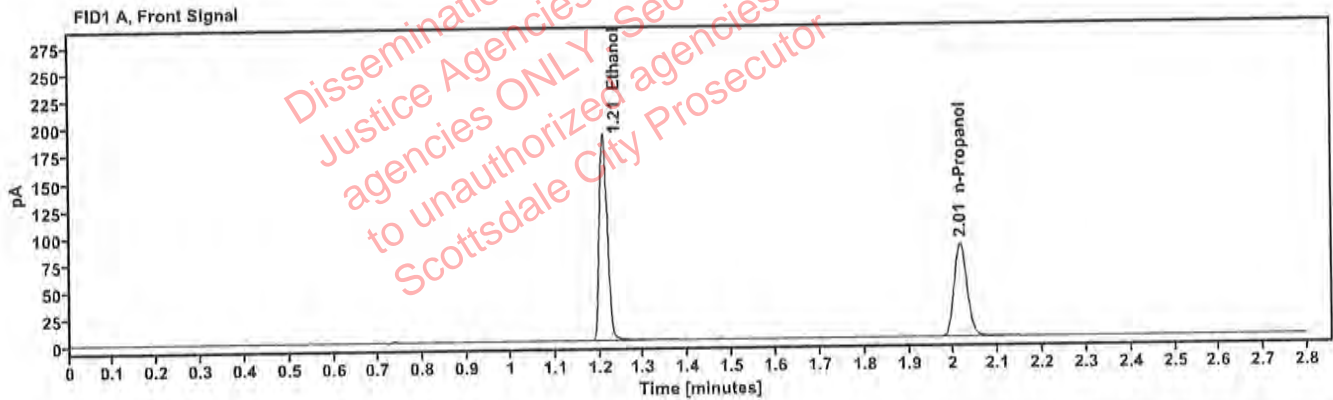


Table 1: FID 1 A (column DB-ALC1)

Compound	Amount (g/100mL)	Time (min)	Peak Area
>Ethanol	0.4023	1.208	241.930
n-Propanol	---	2.015	171.532

Table 2: FID 2 B (column DB-ALC2)

Compound	Time (min)	Peak Area
Ethanol	1.355	266.714
n-Propanol	2.435	186.504

Scottsdale Police Department Crime Lab Volatiles Analysis

Sample: 14082019-B	Vial: 8
Description: 0.040	LIMS ID:
Method: ethanol quant.M	Sequence: 06Feb24
Instrument: US14173023 CN14160045	Injection date: 2/6/2024 1:59:01 PM
Data file: C:\Chem32\1\Data\06Feb24\8.D	Analyst: Canonico <i>ec</i>

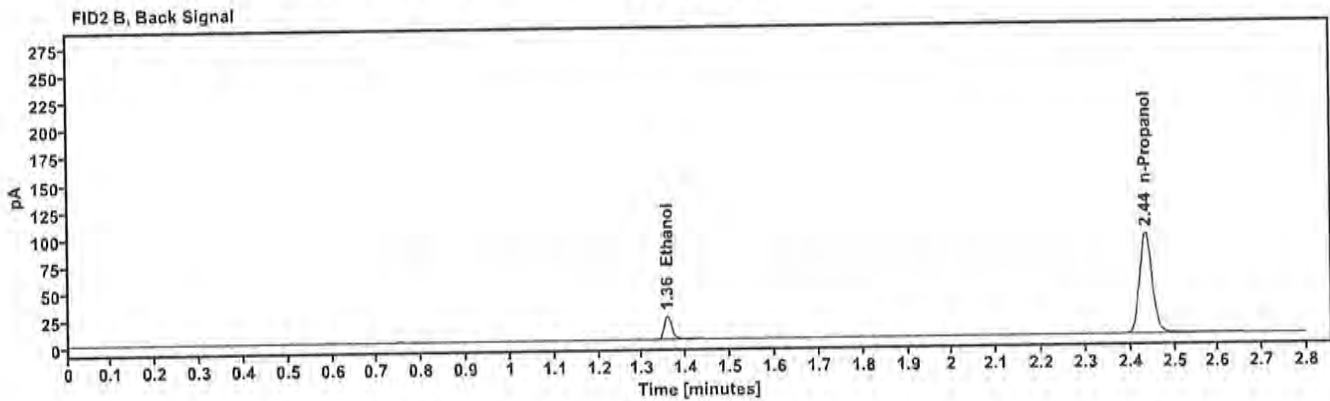
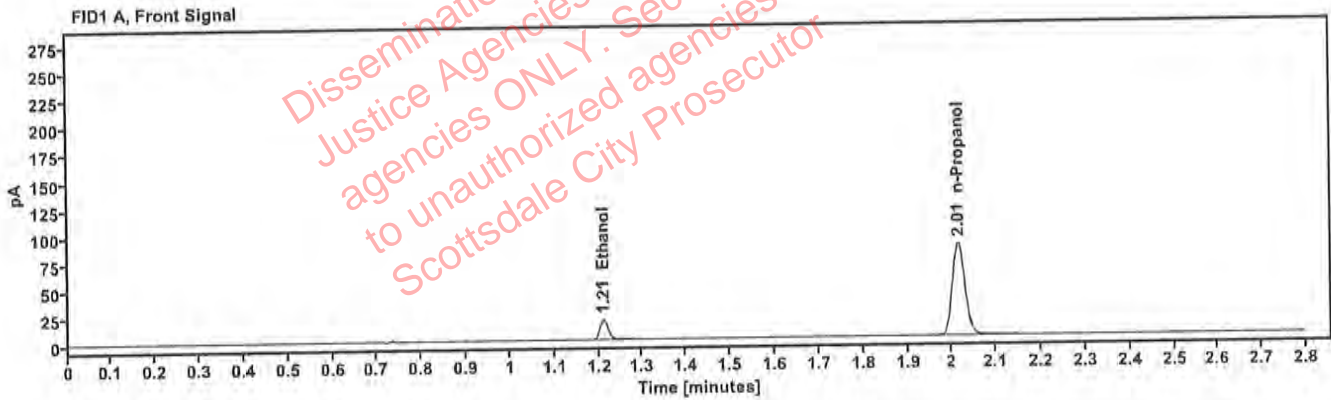


Table 1: FID 1 A (column DB-ALC1)

Compound	Amount (g/100mL)	Time (min)	Peak Area
>Ethanol	0.0416	1.211	23.891
n-Propanol	—	2.015	169.995

Table 2: FID 2 B (column DB-ALC2)

Compound	Time (min)	Peak Area
Ethanol	1.357	26.122
n-Propanol	2.435	184.829

Scottsdale Police Department Crime Lab Volatiles Analysis

Sample: 4110320133/11	Vial: 9
Description: 0.199	LIMS ID:
Method: ethanol quant.M	Sequence: 06Feb24
Instrument: US14173023 CN14160045	Injection date: 2/6/2024 2:03:01 PM
Data file: C:\Chem32\1\Data\06Feb24\9.D	Analyst: Canonico 80

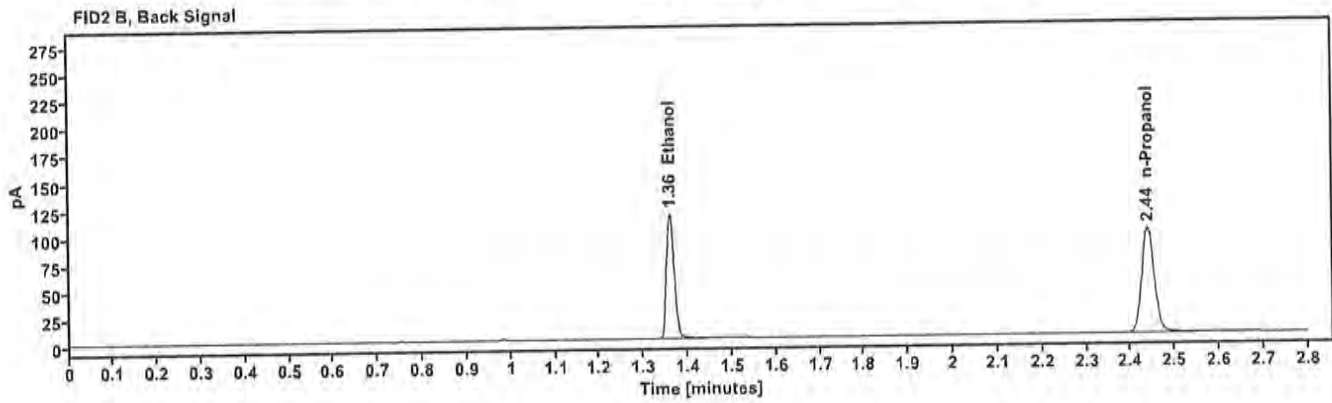
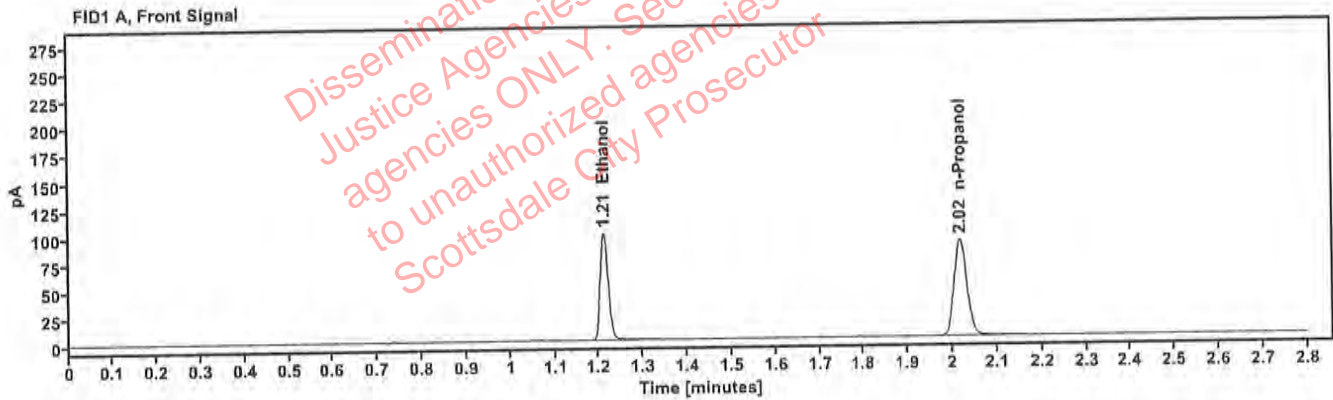


Table 1: FID 1 A (column DB-ALC1)

Compound	Amount (g/100mL)	Time (min)	Peak Area
>Ethanol	0.2042	1.211	126.481
n-Propanol	—	2.017	177.382

Table 2: FID 2 B (column DB-ALC2)

Compound	Time (min)	Peak Area
Ethanol	1.360	139.036
n-Propanol	2.439	192.915

Scottsdale Police Department Crime Lab Volatiles Analysis

Sample:	20012020-B	Vial:	20
Description:	0.080	LIMS ID:	
Method:	ethanol quant.M	Sequence:	06Feb24
Instrument:	US14173023 CN14160045	Injection date:	2/6/2024 2:47:31 PM
Data file:	C:\Chem32\1\Data\06Feb24\20.D	Analyst:	Canonico <i>ec</i>

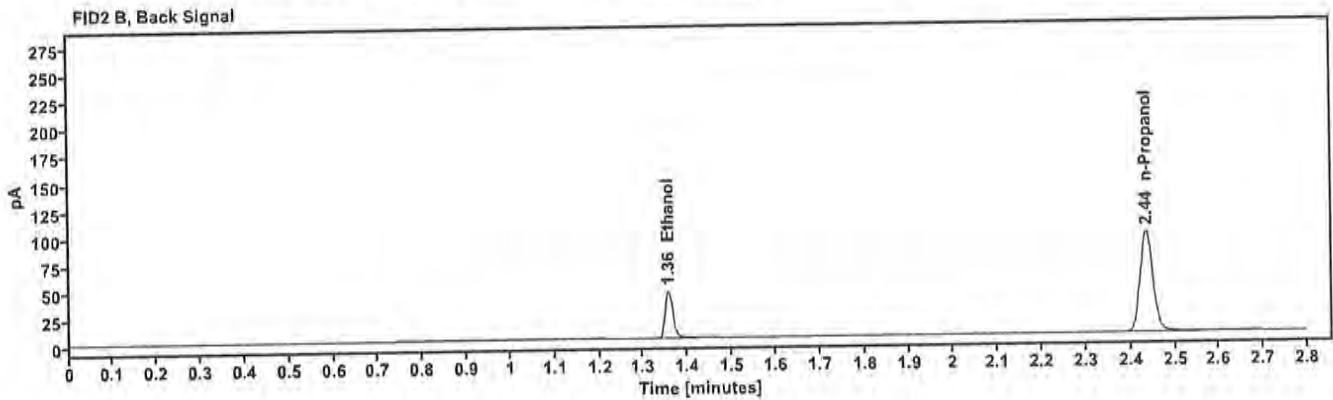
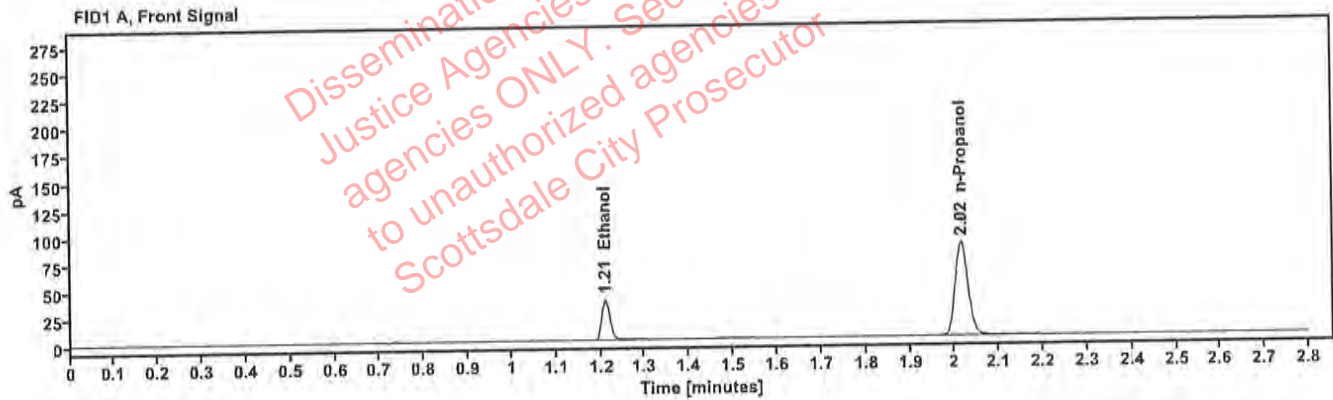


Table 1: FID 1 A (column DB-ALC1)

Compound	Amount (g/100mL)	Time (min)	Peak Area
>Ethanol	0.0812	1.210	48.173
n-Propanol	—	2.015	172.072

Table 2: FID 2 B (column DB-ALC2)

Compound	Time (min)	Peak Area
Ethanol	1.357	52.731
n-Propanol	2.436	186.573

Scottsdale Police Department Crime Lab Volatiles Analysis

Sample: 4110320133/11	Vial: 31
Description: 0.199	LIMS ID:
Method: ethanol quant.M	Sequence: 06Feb24
Instrument: US14173023 CN14160045	Injection date: 2/6/2024 3:32:01 PM
Data file: C:\Chem32\1\Data\06Feb24\31.D	Analyst: Canonico <i>ec</i>

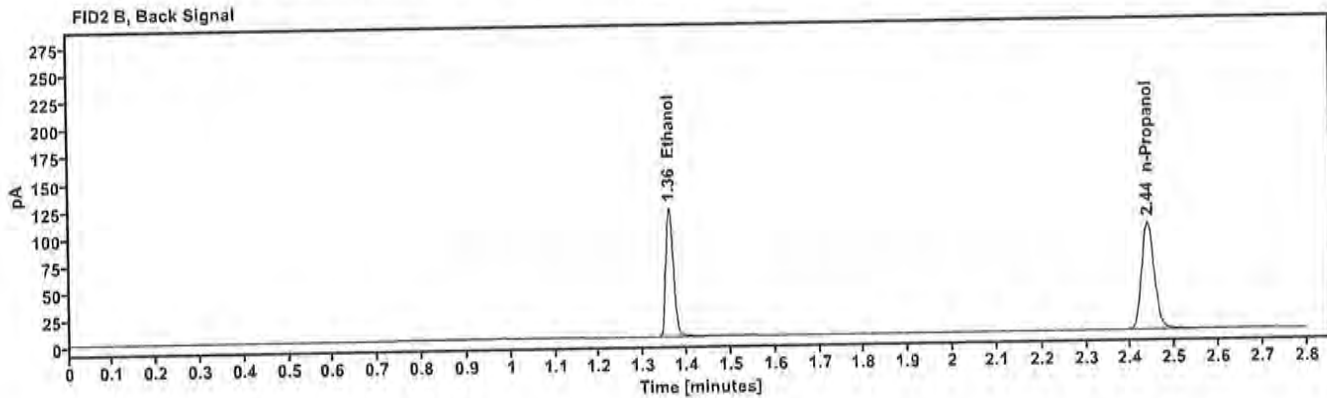
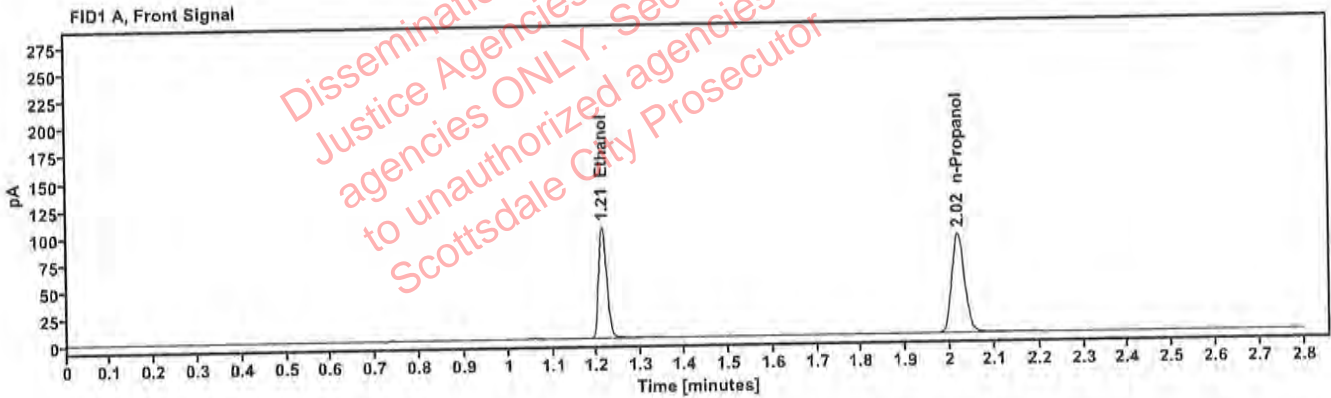


Table 1: FID 1 A (column DB-ALC1)

Compound	Amount (g/100mL)	Time (min)	Peak Area
>Ethanol	0.2059	1.212	132.096
n-Propanol	---	2.018	183.685

Table 2: FID 2 B (column DB-ALC2)

Compound	Time (min)	Peak Area
Ethanol	1.361	144.899
n-Propanol	2.440	198.864

Scottsdale Police Department Crime Lab Volatiles Analysis

Sample: 20012020-B	Vial: 42
Description: 0.080	LIMS ID:
Method: ethanol quant.M	Sequence: 06Feb24
Instrument: US14173023 CN14160045	Injection date: 2/6/2024 4:16:16 PM
Data file: C:\Chem32\1\Data\06Feb24\42.D	Analyst: Canonico 80

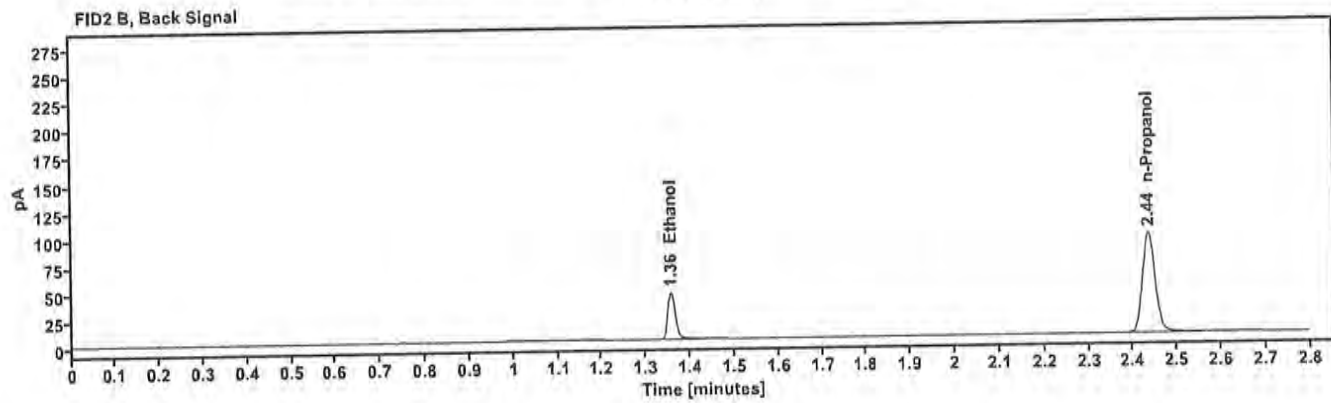
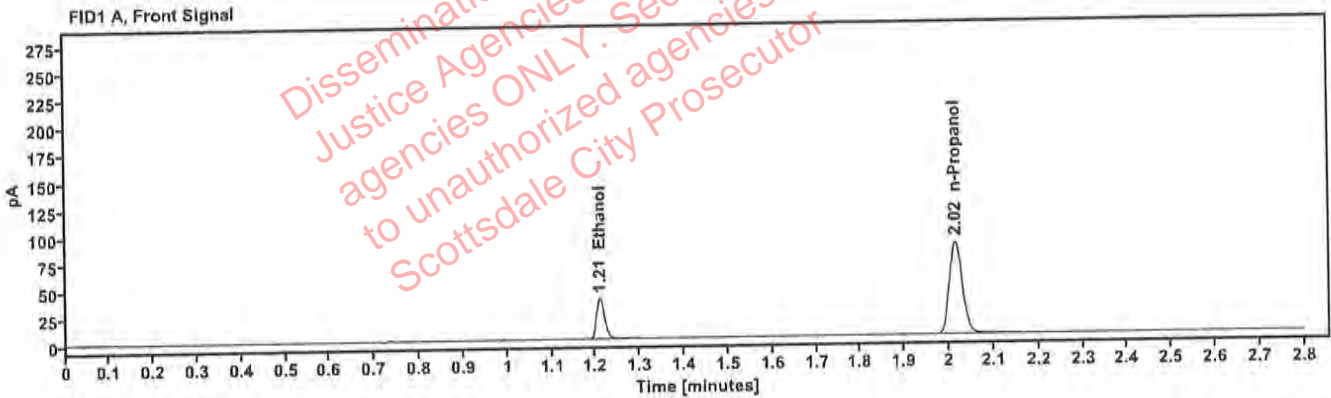


Table 1: FID 1 A (column DB-ALC1)

Compound	Amount (g/100mL)	Time (min)	Peak Area
>Ethanol	0.0809	1.210	47.710
n-Propanol	—	2.015	170.909

Table 2: FID 2 B (column DB-ALC2)

Compound	Time (min)	Peak Area
Ethanol	1.357	52.374
n-Propanol	2.436	185.348

Scottsdale Police Department Crime Lab Volatiles Analysis

Sample:	20012020-B	Vial:	53
Description:	0.080	LIMS ID:	
Method:	ethanol quant.M	Sequence:	06Feb24
Instrument:	US14173023 CN14160045	Injection date:	2/6/2024 5:00:47 PM
Data file:	C:\Chem32\1\Data\06Feb24\53.D	Analyst:	Canonico <i>EC</i>

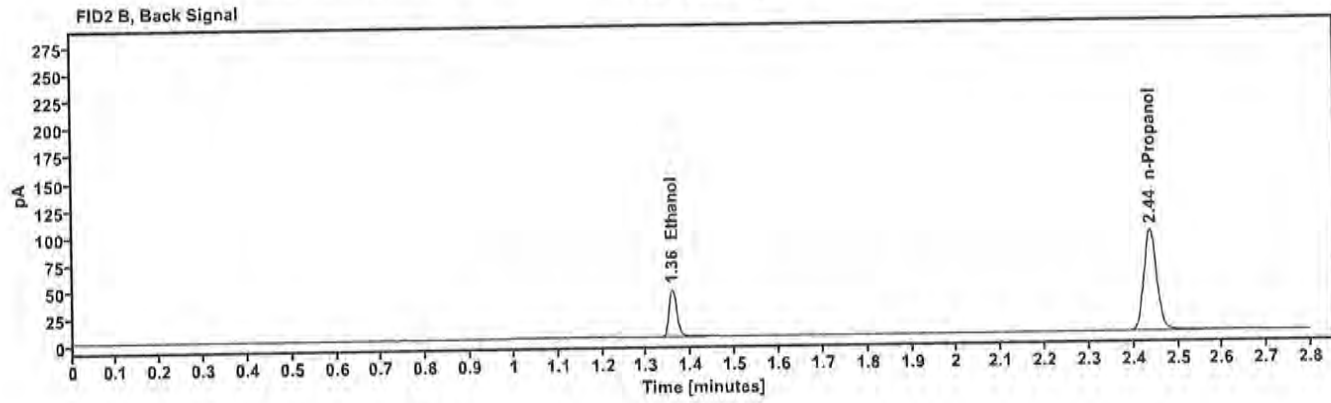
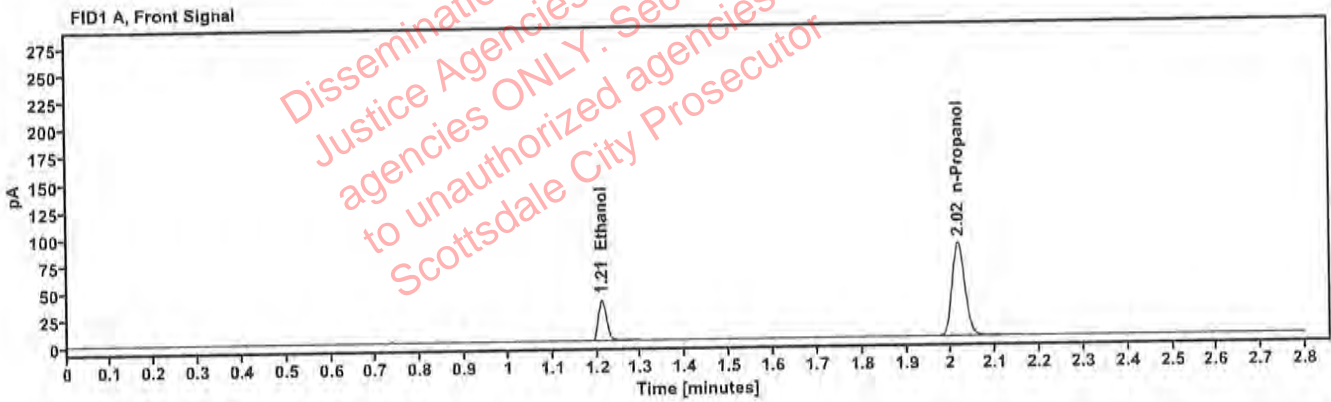


Table 1: FID 1 A (column DB-ALC1)

Compound	Amount (g/100mL)	Time (min)	Peak Area
>Ethanol	0.0816	1.211	48.488
n-Propanol	—	2.016	172.241

Table 2: FID 2 B (column DB-ALC2)

Compound	Time (min)	Peak Area
Ethanol	1.358	53.285
n-Propanol	2.437	186.791

Scottsdale Police Department Crime Lab Volatiles Analysis

Sample:	30012020-A	Vial:	64
Description:	0.400	LIMS ID:	
Method:	ethanol quant.M	Sequence:	06Feb24
Instrument:	US14173023 CN14160045	Injection date:	2/6/2024 5:45:17 PM
Data file:	C:\Chem32\1\Data\06Feb24\64.D	Analyst:	Canonico <i>EC</i>

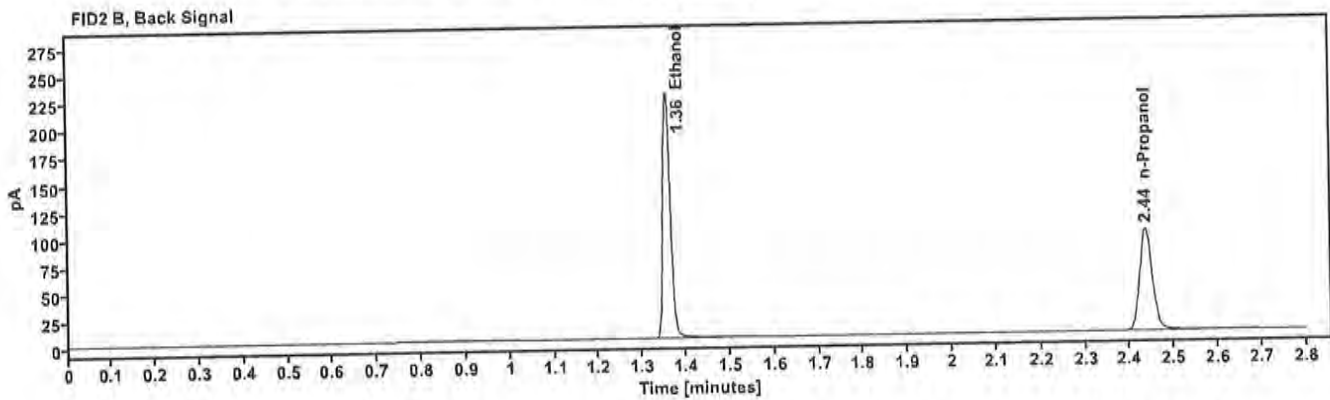
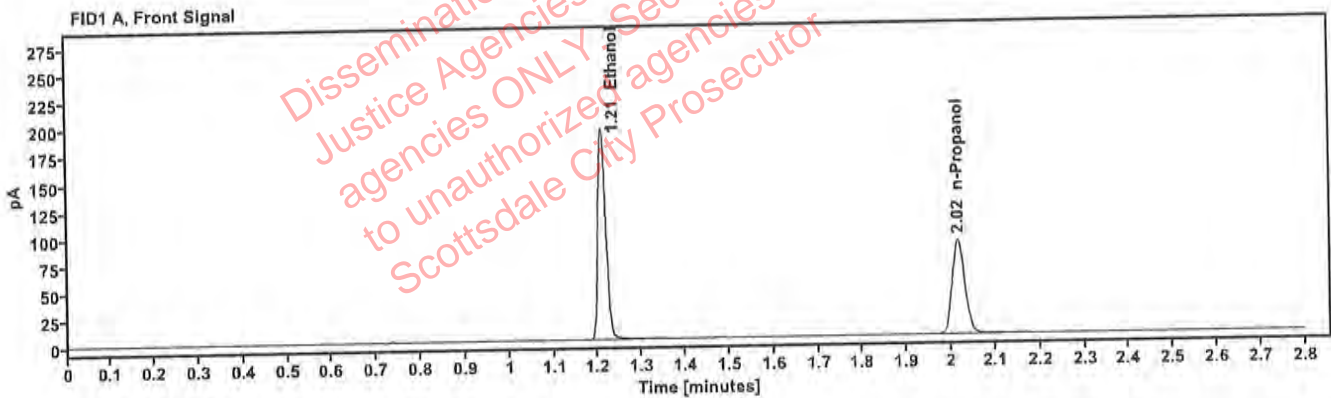


Table 1: FID 1 A (column DB-ALC1)

Compound	Amount (g/100mL)	Time (min)	Peak Area
>Ethanol	0.4068	1.209	247.783
n-Propanol	—	2.016	173.698

Table 2: FID 2 B (column DB-ALC2)

Compound	Time (min)	Peak Area
Ethanol	1.357	273.230
n-Propanol	2.437	188.163

Scottsdale Police Department Crime Lab Volatiles Analysis

Sample: 14082019-B	Vial: 65
Description: 0.040	LIMS ID:
Method: ethanol quant.M	Sequence: 06Feb24
Instrument: US14173023 CN14160045	Injection date: 2/6/2024 5:49:16 PM
Data file: C:\Chem32\1\Data\06Feb24\65.D	Analyst: Canonico <i>EC</i>

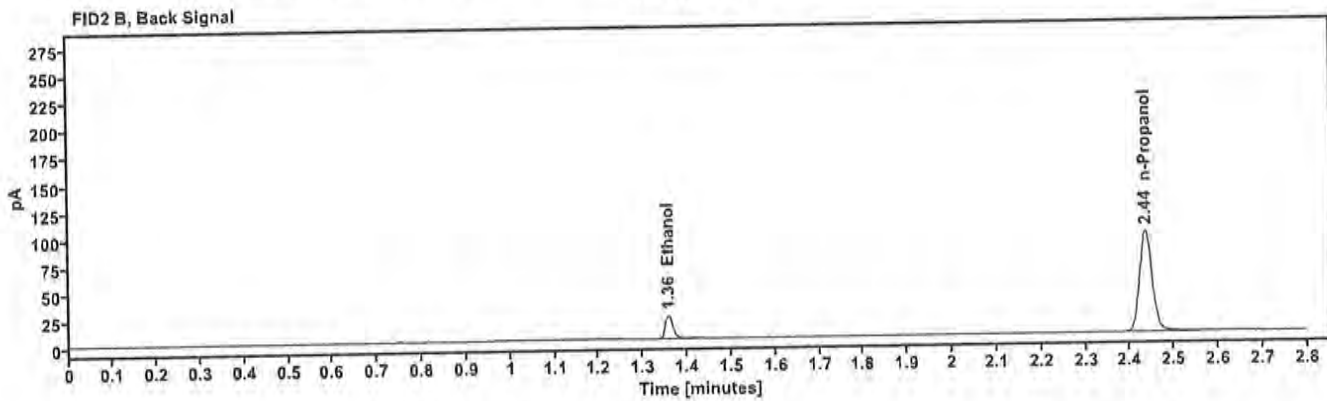
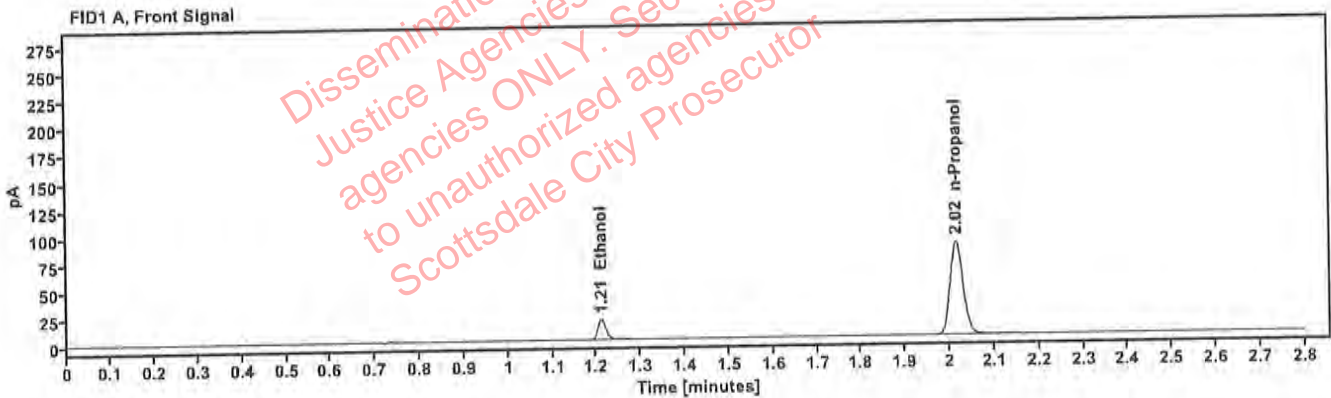


Table 1: FID 1 A (column DB-ALC1)

Compound	Amount (g/100mL)	Time (min)	Peak Area
>Ethanol	0.0415	1.211	24.156
n-Propanol	—	2.015	171.982

Table 2: FID 2 B (column DB-ALC2)

Compound	Time (min)	Peak Area
Ethanol	1.358	26.327
n-Propanol	2.436	186.738

Scottsdale Police Department Crime Lab Volatiles Analysis

Sample: 4110320133/11	Vial: 66
Description: 0.199	LIMS ID:
Method: ethanol quant.M	Sequence: 06Feb24
Instrument: US14173023 CN14160045	Injection date: 2/6/2024 5:53:17 PM
Data file: C:\Chem32\1\Data\06Feb24\66.D	Analyst: Canonico <i>SC</i>

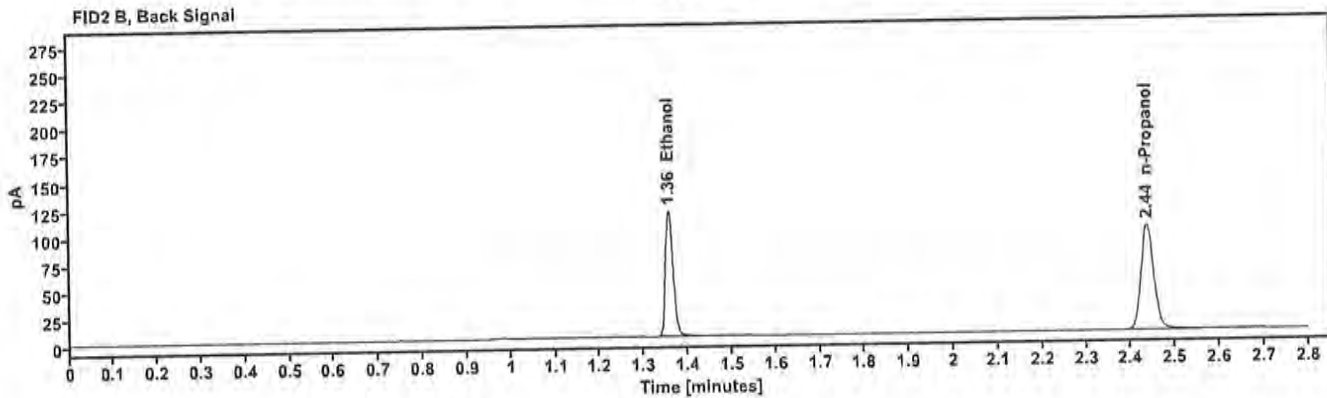
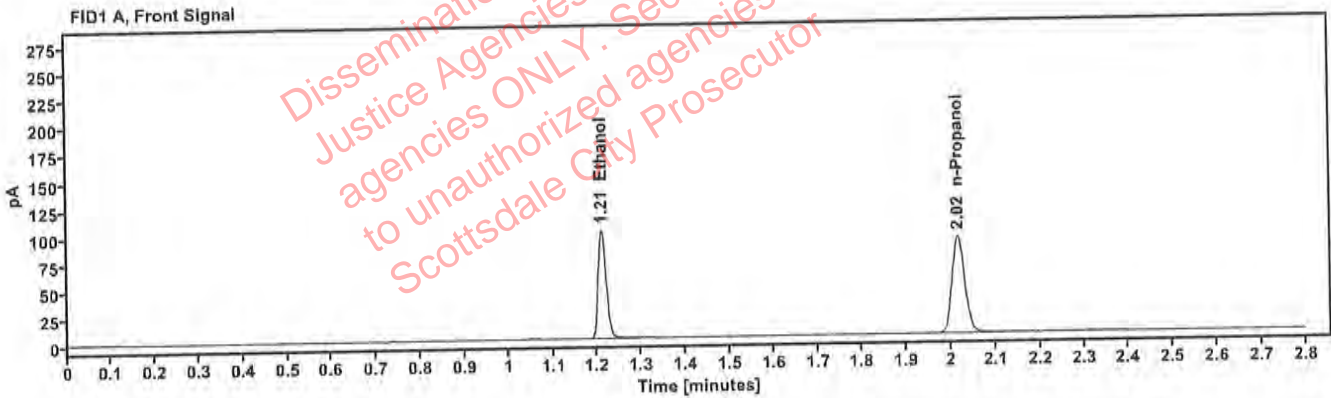


Table 1: FID 1 A (column DB-ALC1)

Compound	Amount (g/100mL)	Time (min)	Peak Area
>Ethanol	0.2041	1.210	127.533
n-Propanol	—	2.016	178.908

Table 2: FID 2 B (column DB-ALC2)

Compound	Time (min)	Peak Area
Ethanol	1.358	140.517
n-Propanol	2.437	194.294

Scottsdale Police Department Crime Lab Volatiles Analysis

Sample: 010524AQ	Vial: 67
Description: Negative	LIMS ID:
Method: ethanol quant.M	Sequence: 06Feb24
Instrument: US14173023 CN14160045	Injection date: 2/6/2024 5:57:32 PM
Data file: C:\Chem32\1\Data\06Feb24\67.D	Analyst: Canonico 80

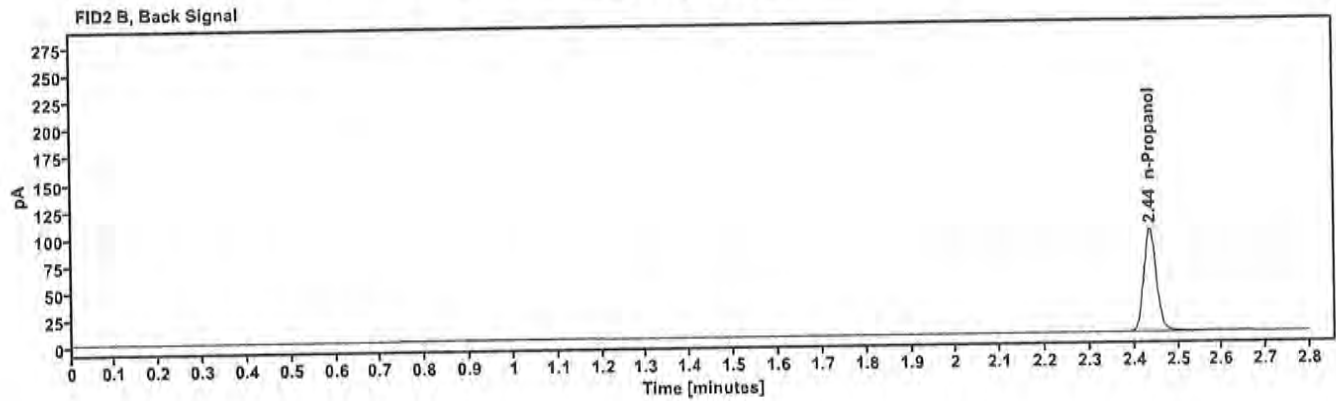
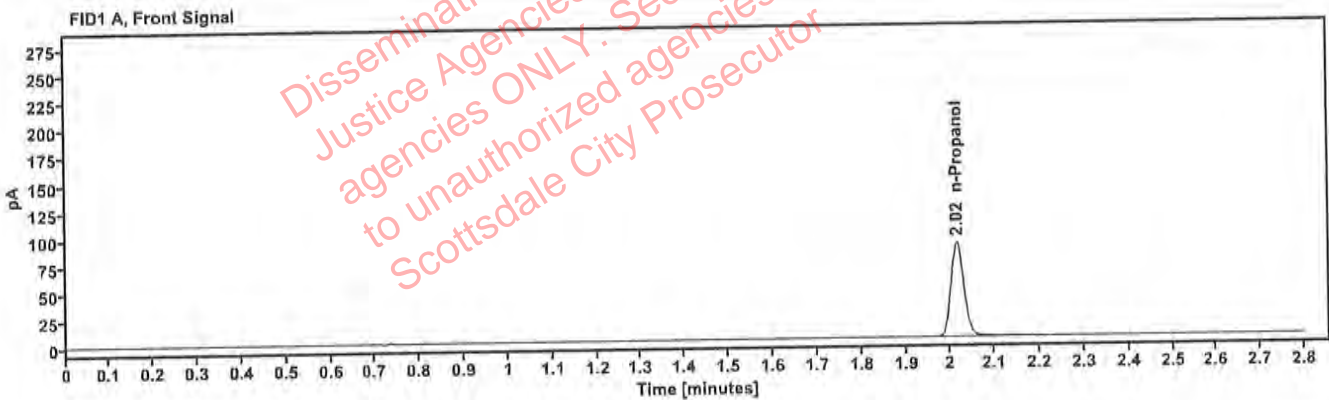


Table 1: FID 1 A (column DB-ALC1)

Compound	Amount (g/100mL)	Time (min)	Peak Area
n-Propanol	—	2.015	174.774

Table 2: FID 2 B (column DB-ALC2)

Compound	Time (min)	Peak Area
n-Propanol	2.436	189.288

Sequence Summary

Sequence name: 06Feb24 Instrument: US14173023 CN14160045 Analyst: Canonico *ee*

Vial	Sample	Description	Type	LIMS ID	Method
1	FN03122113	0.020 calibrator	Calibration		ethanol quant.M
2	FN03072301	0.100 calibrator	Calibration		ethanol quant.M
3	FN03132302	0.200 calibrator	Calibration		ethanol quant.M
4	FN03052102	0.400 calibrator	Calibration		ethanol quant.M
5	011823VWB	Negative	Control		ethanol quant.M
6	050721MIX	Volatiles mix	Control		ethanol quant.M
7	30012020-A	0.400	Control		ethanol quant.M
8	14082019-B	0.040	Control		ethanol quant.M
9	4110320133/11	0.199	Control		ethanol quant.M
10	2326815-2				ethanol quant.M
11	2326815-2				ethanol quant.M
12	2401557-6				ethanol quant.M
13	2401557-6				ethanol quant.M
14	347-01J.G.				ethanol quant.M
15	347-01J.G.				ethanol quant.M
16	426-01T.B.				ethanol quant.M
17	426-01T.B.				ethanol quant.M
18	431-01G.M.				ethanol quant.M
19	431-01G.M.				ethanol quant.M
20	20012020-B	0.080	Control		ethanol quant.M
21	436-01N.F.				ethanol quant.M
22	436-01N.F.				ethanol quant.M
23	342-01X.R.				ethanol quant.M
24	342-01X.R.				ethanol quant.M
25	425-01T.P.				ethanol quant.M
26	425-01T.P.				ethanol quant.M
27	420-01A.H.				ethanol quant.M
28	420-01A.H.				ethanol quant.M
29	410-01U.C.				ethanol quant.M
30	410-01U.C.				ethanol quant.M
31	4110320133/11	0.199	Control		ethanol quant.M
32	2401764-1				ethanol quant.M
33	2401764-1				ethanol quant.M
34	2400871-3				ethanol quant.M
35	2400871-3				ethanol quant.M
36	2401775-2				ethanol quant.M
37	2401775-2				ethanol quant.M
38	2401850-2				ethanol quant.M
39	2401850-2				ethanol quant.M
40	2401862-1				ethanol quant.M
41	2401862-1				ethanol quant.M
42	20012020-B	0.080	Control		ethanol quant.M
43	2401939-2				ethanol quant.M
44	2401939-2				ethanol quant.M
45	2402039-2				ethanol quant.M
46	2402039-2				ethanol quant.M
47	2402025-2				ethanol quant.M

Dissemination is restricted to Criminal Justice Agencies and authorized agencies ONLY. Secondary dissemination to unauthorized agencies is PROHIBITED. Scottsdale City Prosecutor

Sequence Summary

e2

48	2402025-2				ethanol quant.M
49	2402043-2				ethanol quant.M
50	2402043-2				ethanol quant.M
51	2402111-1				ethanol quant.M
52	2402111-1				ethanol quant.M
53	20012020-B	0.000	Control		ethanol quant.M
54	2402104-2				ethanol quant.M
55	2402104-2				ethanol quant.M
56	2315019-2				ethanol quant.M
57	2315019-2				ethanol quant.M
58	2402091-1				ethanol quant.M
59	2402091-1				ethanol quant.M
60	2402181-1				ethanol quant.M
61	2402181-1				ethanol quant.M
62	2322211-1				ethanol quant.M
63	2322211-1				ethanol quant.M
64	30012020-A	0.400	Control		ethanol quant.M
65	14082019-B	0.040	Control		ethanol quant.M
66	4110320133/11	0.199	Control		ethanol quant.M
67	010524AQ	Negative	Control		ethanol quant.M

Dissemination is restricted to Criminal Justice Agencies and authorized NON-C.J. agencies ONLY. Secondary dissemination to unauthorized agencies is PROHIBITED. Scottsdale City Prosecutor

Scottsdale Police Department Crime Laboratory Summary of Cases

SEQUENCE NAME: 06Feb24

ANALYST: Canonico

EE

Vials	Test 1 (g/dL)	Test 2 (g/dL)	Mean (g/dL)	Percent Difference*	Absolute Difference (g/dL)*
10 11	0.1152	0.1129	0.11405	1.01	0.00115
12 13	0.2348	0.2347	0.23475	0.02	0.00005
14 15	0.1133	0.1133	0.11330	0.00	0.00000
16 17	0.0437	0.0430	0.04335	0.81	0.00035
18 19	0.1491	0.1473	0.14820	0.61	0.00090
21 22	0.2257	0.2237	0.22470	0.45	0.00100
23 24	0.3714	0.3658	0.36860	0.76	0.00280
25 26	0.0548	0.0539	0.05435	0.83	0.00045
27 28	0.1913	0.1928	0.19205	0.39	0.00075
29 30	0.2150	0.2140	0.21450	0.23	0.00050
32 33	0.2779	0.2733	0.27560	0.83	0.00230
34 35	0.1580	0.1576	0.15780	0.13	0.00020
36 37	0.0624	0.0615	0.06195	0.73	0.00045
38 39	0.1537	0.1554	0.15455	0.55	0.00085
40 41	0.1168	0.1172	0.11700	0.17	0.00020
43 44	0.1822	0.1820	0.18210	0.05	0.00010
45 46	0.1503	0.1507	0.15050	0.13	0.00020
47 48	0.2205	0.2196	0.22005	0.20	0.00045
49 50	0.1556	0.1583	0.15695	0.86	0.00135
51 52	0.0623	0.0620	0.06215	0.24	0.00015
54 55	0.1783	0.1775	0.17790	0.22	0.00040
56 57	0.1177	0.1162	0.11695	0.64	0.00075
58 59	0.2461	0.2426	0.24435	0.72	0.00175
60 61	0.0000	0.0000	0.00000	0.00	0.00000
62 63	0.1388	0.1404	0.13960	0.57	0.00080

*Calculated differences are differences from the mean of the two results.

Scottsdale Forensic Lab Blood Alcohol Pipetting Log

ANALYST: Canonico

SEQUENCE: 06Feb24

Instrument Position	Headspace Vial 1	Headspace Vial 2	Blood Tube	Barcode Match
Vials 10 and 11	2326815-2	2326815-2	2326815-2	Yes
Vials 12 and 13	2401557-6	2401557-6	2401557-6	Yes
Vials 14 and 15	347-01J.G.	347-01J.G.	347-01J.G.	Yes
Vials 16 and 17	426-01T.B.	426-01T.B.	426-01T.B.	Yes
Vials 18 and 19	431-01G.M.	431-01G.M.	431-01G.M.	Yes
Vials 21 and 22	436-01N.F.	436-01N.F.	436-01N.F.	Yes
Vials 23 and 24	342-01X.R.	342-01X.R.	342-01X.R.	Yes
Vials 25 and 26	425-01T.P.	425-01T.P.	425-01T.P.	Yes
Vials 27 and 28	420-01A.H.	420-01A.H.	420-01A.H.	Yes
Vials 29 and 30	410-01U.C.	410-01U.C.	410-01U.C.	Yes
Vials 32 and 33	2401764-1	2401764-1	2401764-1	Yes
Vials 34 and 35	2400871-3	2400871-3	2400871-3	Yes
Vials 36 and 37	2401775-2	2401775-2	2401775-2	Yes
Vials 38 and 39	2401850-2	2401850-2	2401850-2	Yes
Vials 40 and 41	2401862-1	2401862-1	2401862-1	Yes
Vials 43 and 44	2401939-2	2401939-2	2401939-2	Yes
Vials 45 and 46	2402039-2	2402039-2	2402039-2	Yes
Vials 47 and 48	2402025-2	2402025-2	2402025-2	Yes
Vials 49 and 50	2402043-2	2402043-2	2402043-2	Yes
Vials 51 and 52	2402111-1	2402111-1	2402111-1	Yes
Vials 54 and 55	2402104-2	2402104-2	2402104-2	Yes
Vials 56 and 57	2315019-2	2315019-2	2315019-2	Yes
Vials 58 and 59	2402091-1	2402091-1	2402091-1	Yes
Vials 60 and 61	2402181-1	2402181-1	2402181-1	Yes
Vials 62 and 63	2322211-1	2322211-1	2322211-1	Yes

Scottsdale Police Department Crime Lab Volatiles Analysis

Sample:	2326815-2	Vial:	10
Description:	[REDACTED]	LIMS ID:	[REDACTED]
Method:	ethanol quant.M	Sequence:	06Feb24
Instrument:	US14173023 CN14160045	Injection date:	2/6/2024 2:07:01 PM
Data file:	C:\Chem32\1\Data\06Feb24\10.D	Analyst:	Canonico

Dissemination is restricted to Criminal Justice Agencies and authorized personnel only. Secondary dissemination to unauthorized agencies is PROHIBITED. Scottsdale City Prosecutor

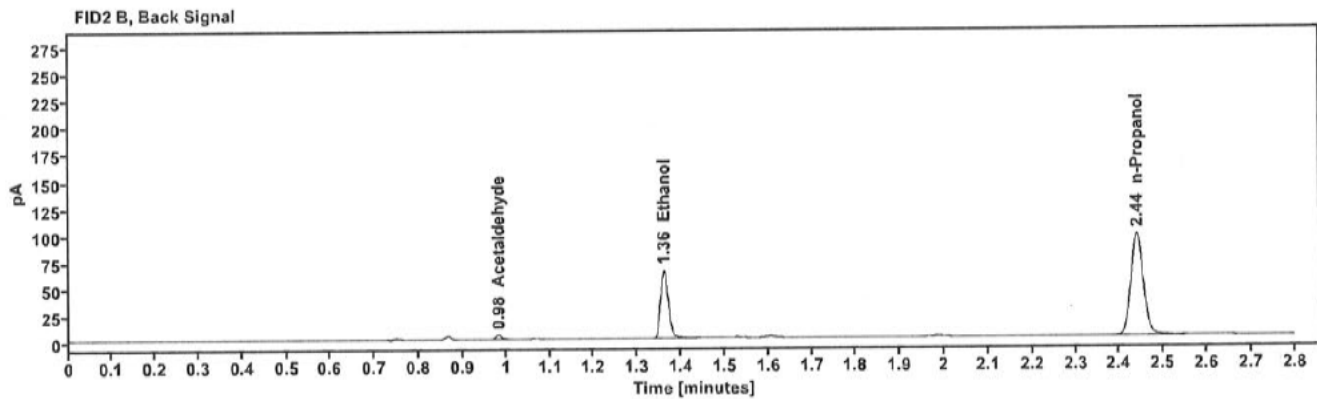
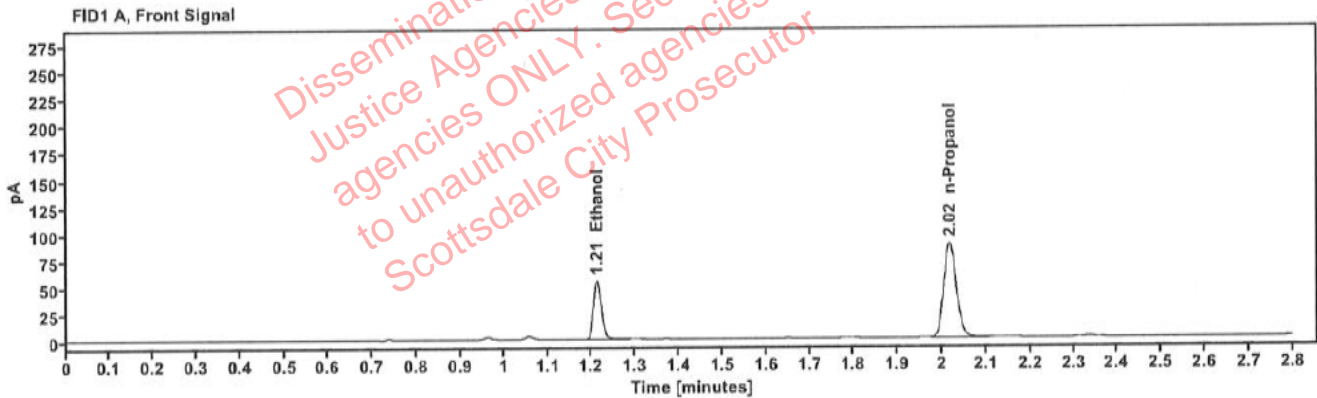


Table 1: FID 1 A (column DB-ALC1)

Compound	Amount (g/100mL)	Time (min)	Peak Area
>Ethanol	0.1152	1.212	70.522
n-Propanol	-----	2.018	176.354

Table 2: FID 2 B (column DB-ALC2)

Compound	Time (min)	Peak Area
Acetaldehyde	0.983	3.806
Ethanol	1.361	77.551
n-Propanol	2.440	191.223

Scottsdale Police Department Crime Lab Volatiles Analysis

Sample:	2326815-2	Vial:	11
Description:	[REDACTED]	LIMS ID:	[REDACTED]
Method:	ethanol quant.M	Sequence:	06Feb24
Instrument:	US14173023 CN14160045	Injection date:	2/6/2024 2:11:02 PM
Data file:	C:\Chem32\1\Data\06Feb24\11.D	Analyst:	Canonico

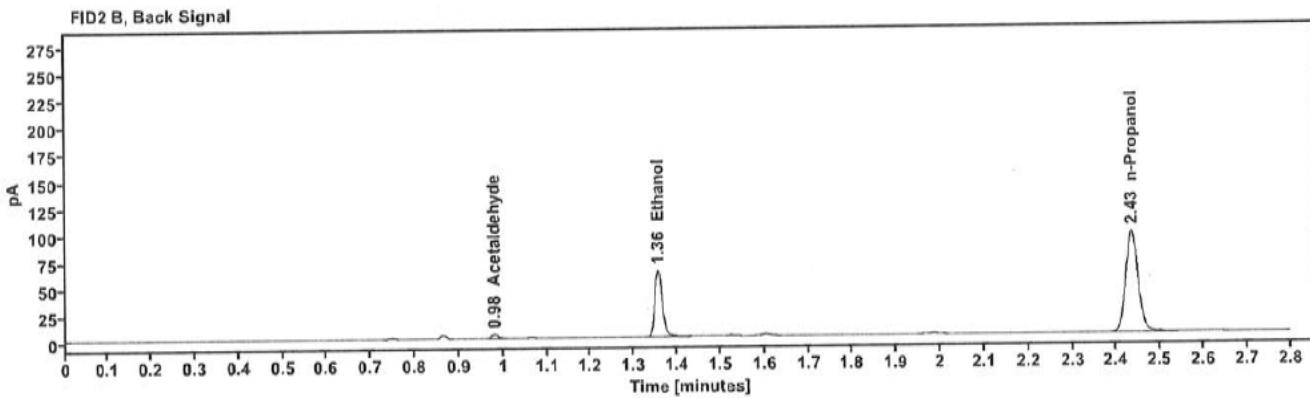
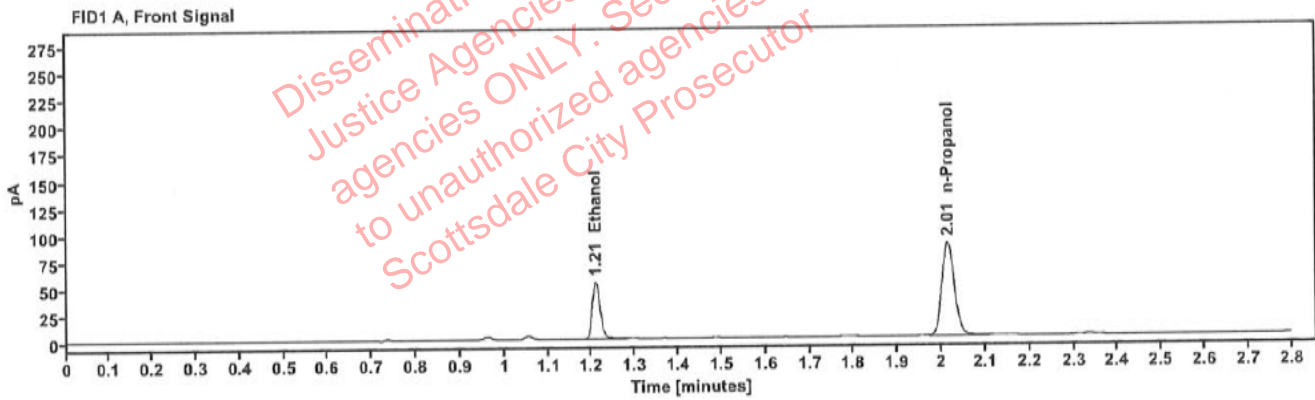


Table 1: FID 1 A (column DB-ALC1)

Compound	Amount (g/100mL)	Time (min)	Peak Area
>Ethanol	0.1129	1.209	68.368
n-Propanol	-----	2.015	174.621

Table 2: FID 2 B (column DB-ALC2)

Compound	Time (min)	Peak Area
Acetaldehyde	0.980	3.898
Ethanol	1.356	75.259
n-Propanol	2.435	188.953

Scottsdale Police Department Crime Lab Volatiles Analysis

Sample:	2401557-6	Vial:	12
Description:	[REDACTED]	LIMS ID:	[REDACTED]
Method:	ethanol quant.M	Sequence:	06Feb24
Instrument:	US14173023 CN14160045	Injection date:	2/6/2024 2:15:02 PM
Data file:	C:\Chem32\1\Data\06Feb24\12.D	Analyst:	Canonico

Dissemination is restricted to Criminal Justice Agencies and authorized agencies ONLY. Secondary dissemination to unauthorized agencies is PROHIBITED. Scottsdale City Prosecutor

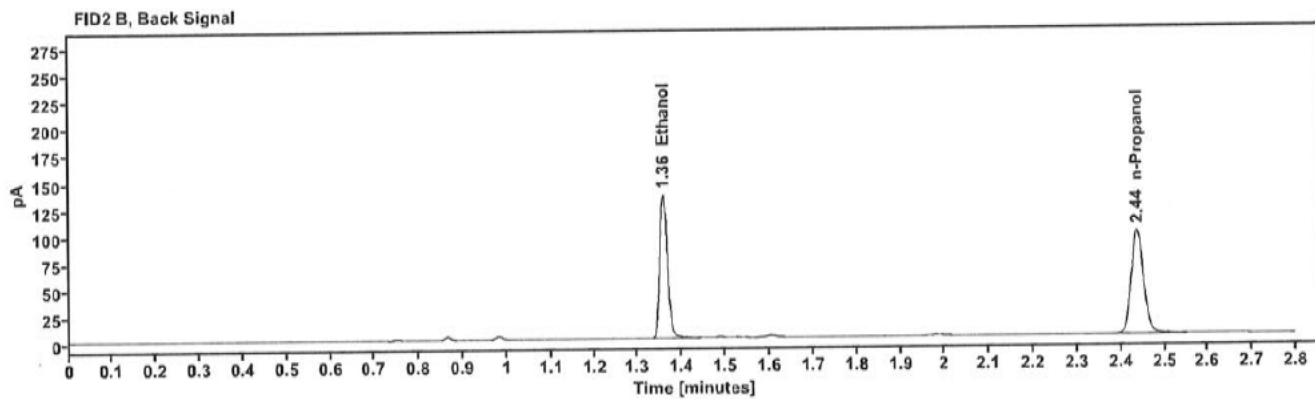
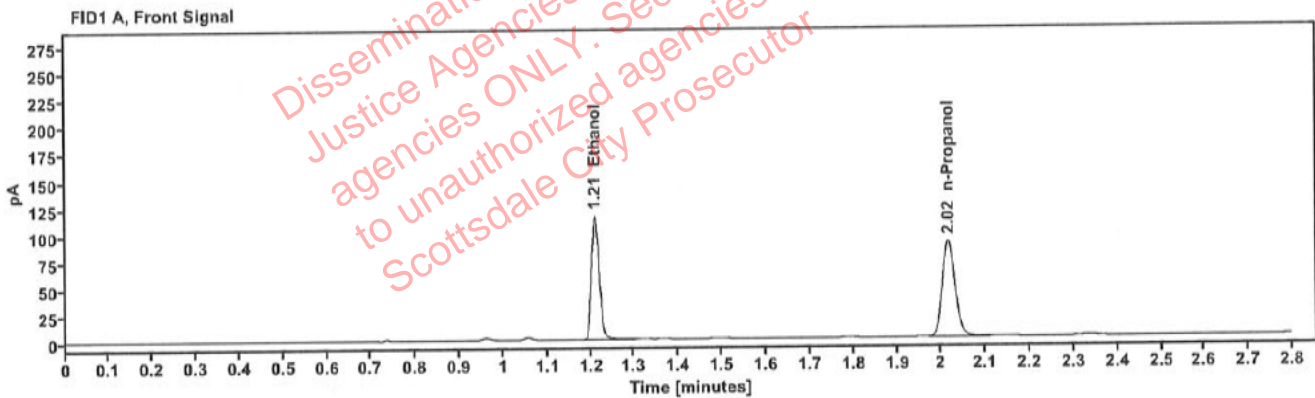


Table 1: FID 1 A (column DB-ALC1)

Compound	Amount (g/100mL)	Time (min)	Peak Area
>Ethanol	0.2348	1.210	147.554
n-Propanol	-----	2.016	179.726

Table 2: FID 2 B (column DB-ALC2)

Compound	Time (min)	Peak Area
Ethanol	1.358	162.584
n-Propanol	2.438	194.592

Scottsdale Police Department Crime Lab Volatiles Analysis

Sample:	2401557-6	Vial:	13
Description:	[REDACTED]	LIMS ID:	[REDACTED]
Method:	ethanol quant.M	Sequence:	06Feb24
Instrument:	US14173023 CN14160045	Injection date:	2/6/2024 2:19:16 PM
Data file:	C:\Chem32\1\Data\06Feb24\13.D	Analyst:	Canonico

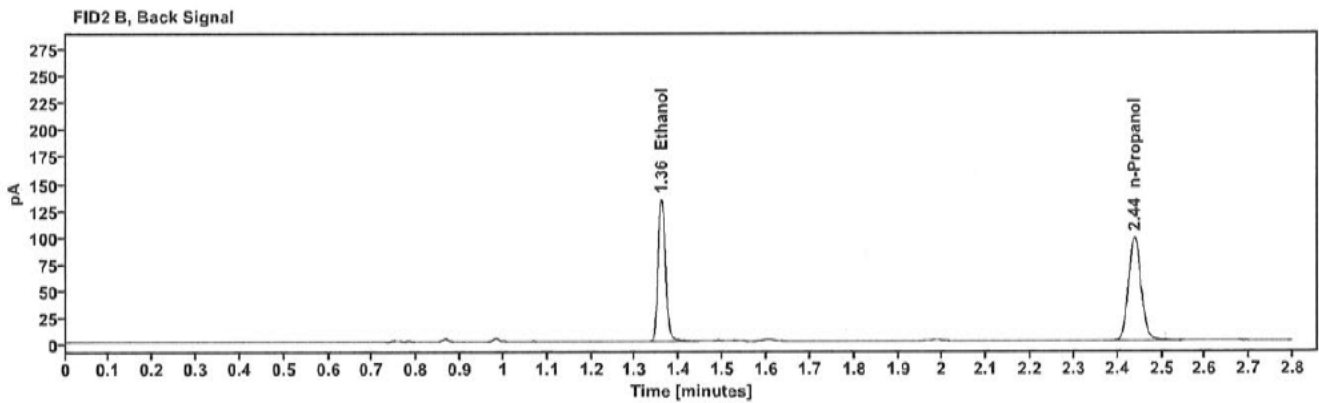
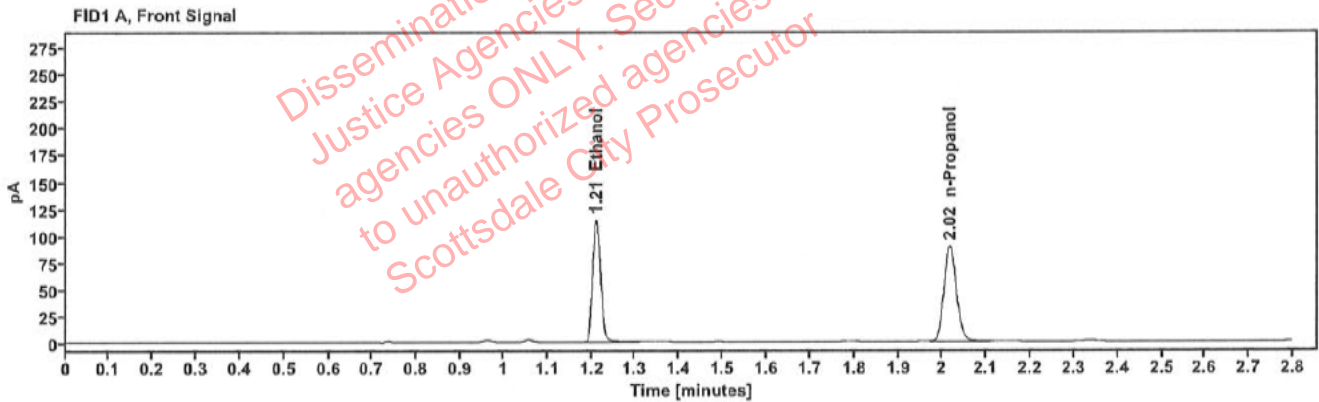


Table 1: FID 1 A (column DB-ALC1)

Compound	Amount (g/100mL)	Time (min)	Peak Area
>Ethanol	0.2347	1.211	146.500
n-Propanol	-----	2.017	178.514

Table 2: FID 2 B (column DB-ALC2)

Compound	Time (min)	Peak Area
Ethanol	1.359	161.035
n-Propanol	2.438	193.226

Scottsdale Police Department Crime Lab Volatiles Analysis

Sample:	347-01J.G.	Vial:	14
Description:		LIMS ID:	
Method:	ethanol quant.M	Sequence:	06Feb24
Instrument:	US14173023 CN14160045	Injection date:	2/6/2024 2:23:16 PM
Data file:	C:\Chem32\1\Data\06Feb24\14.D	Analyst:	Canonico

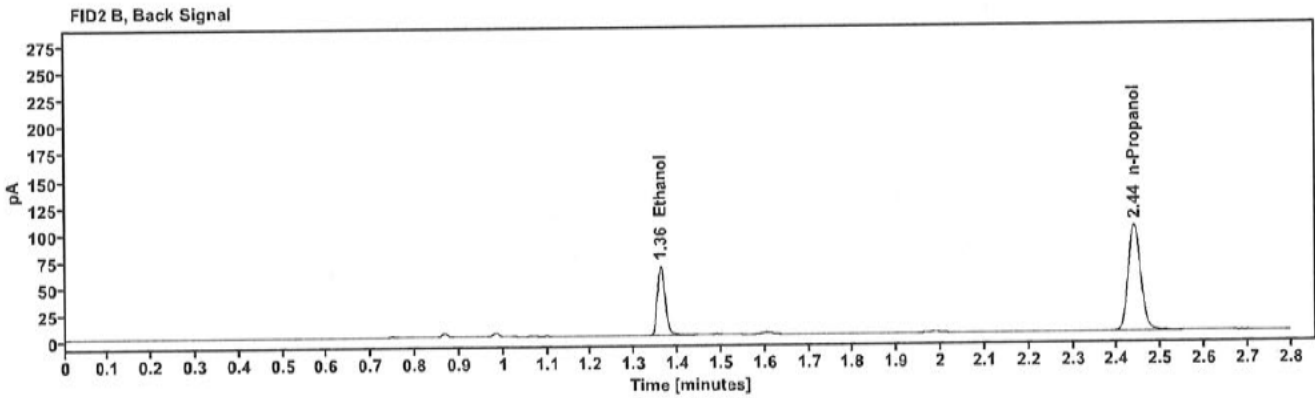
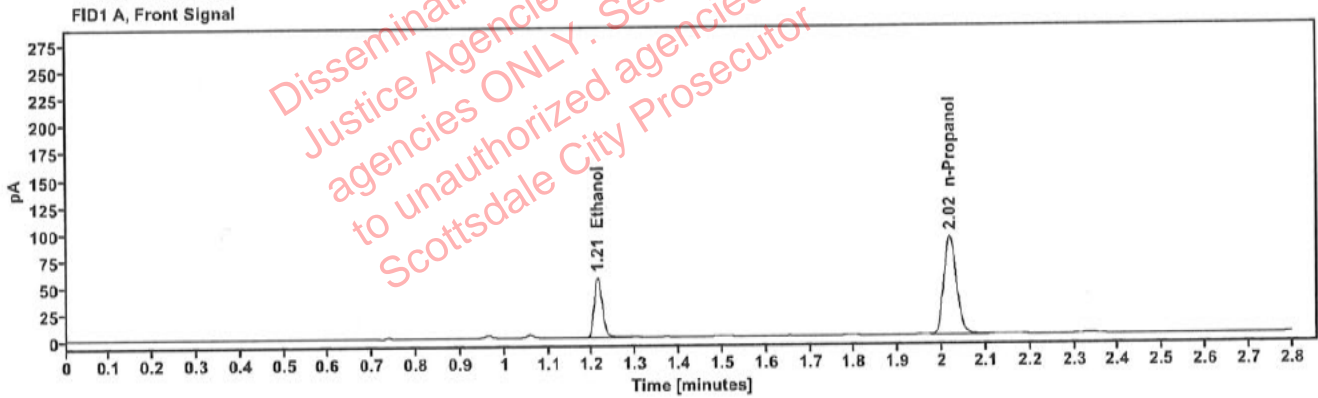


Table 1: FID 1 A (column DB-ALC1)

Compound	Amount (g/100mL)	Time (min)	Peak Area
>Ethanol	0.1133	1.212	72.180
n-Propanol	-----	2.018	183.555

Table 2: FID 2 B (column DB-ALC2)

Compound	Time (min)	Peak Area
Ethanol	1.361	79.382
n-Propanol	2.440	198.457

Scottsdale Police Department Crime Lab Volatiles Analysis

Sample:	347-01J.G.	Vial:	15
Description:	[REDACTED]	LIMS ID:	[REDACTED]
Method:	ethanol quant.M	Sequence:	06Feb24
Instrument:	US14173023 CN14160045	Injection date:	2/6/2024 2:27:16 PM
Data file:	C:\Chem32\1\Data\06Feb24\15.D	Analyst:	Canonico

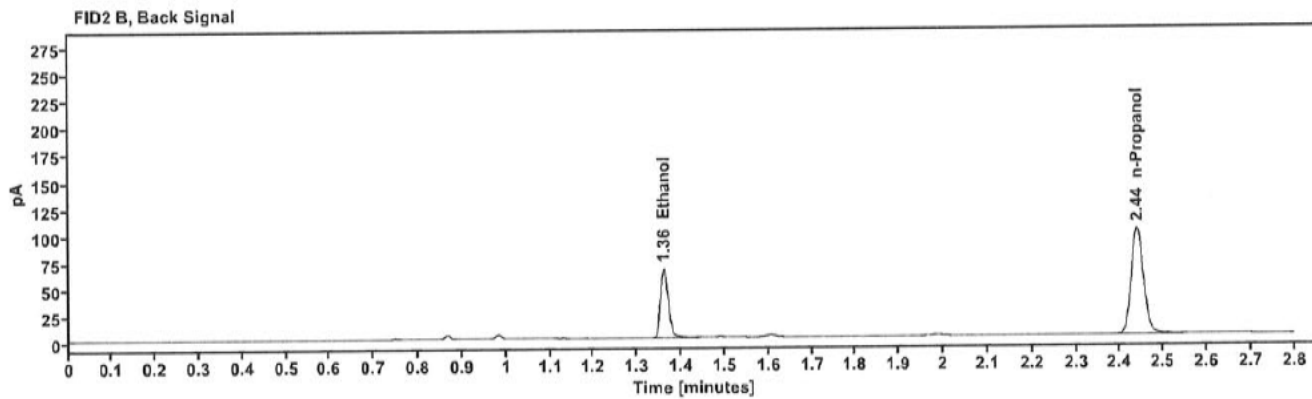
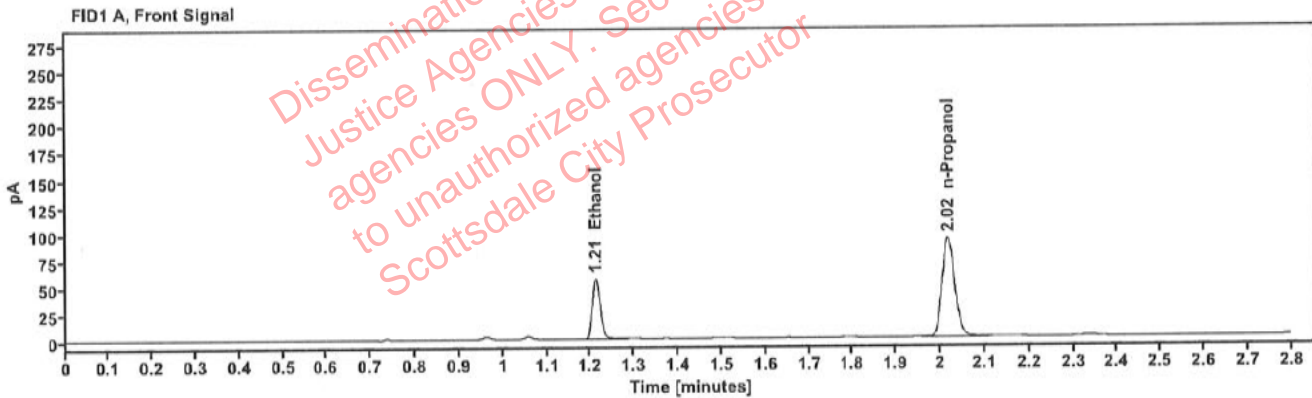


Table 1: FID 1 A (column DB-ALC1)

Compound	Amount (g/100mL)	Time (min)	Peak Area
>Ethanol	0.1133	1.212	72.677
n-Propanol	-----	2.018	184.960

Table 2: FID 2 B (column DB-ALC2)

Compound	Time (min)	Peak Area
Ethanol	1.361	79.939
n-Propanol	2.440	199.483

Scottsdale Police Department Crime Lab Volatiles Analysis

Sample:	426-01T.B.	Vial:	16
Description:	[REDACTED]	LIMS ID:	[REDACTED]
Method:	ethanol quant.M	Sequence:	06Feb24
Instrument:	US14173023 CN14160045	Injection date:	2/6/2024 2:31:16 PM
Data file:	C:\Chem32\1\Data\06Feb24\16.D	Analyst:	Canonico

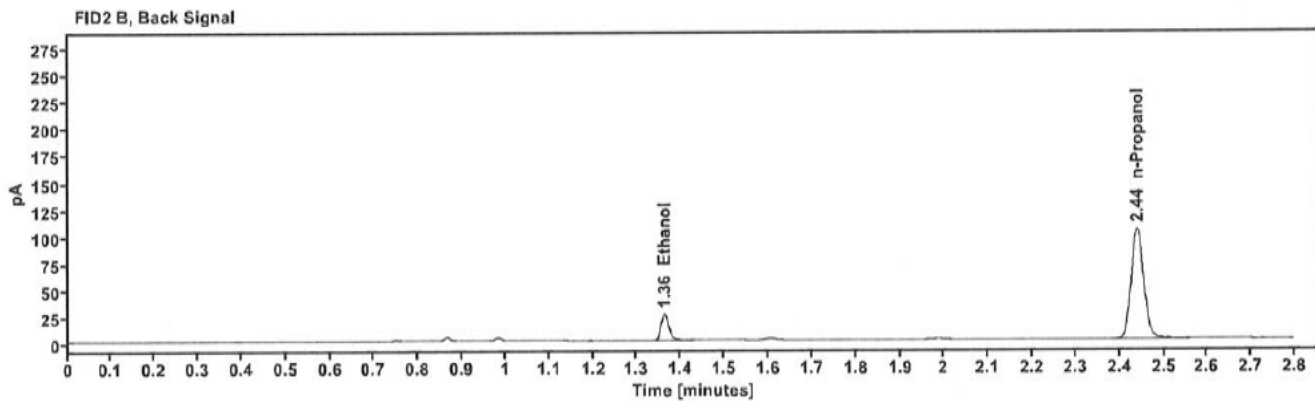
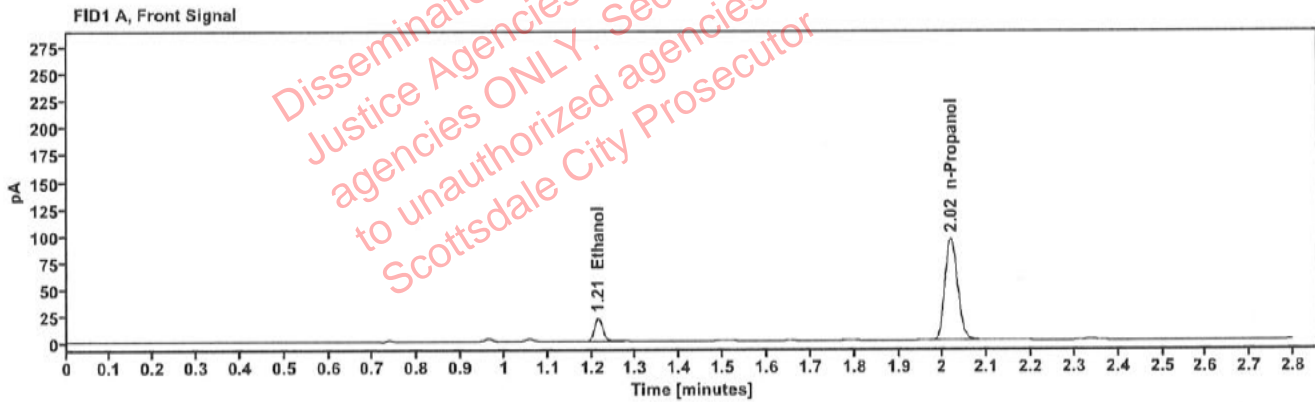


Table 1: FID 1 A (column DB-ALC1)

Compound	Amount (g/100mL)	Time (min)	Peak Area
>Ethanol	0.0437	1.214	28.125
n-Propanol	-----	2.018	189.944

Table 2: FID 2 B (column DB-ALC2)

Compound	Time (min)	Peak Area
Ethanol	1.363	31.459
n-Propanol	2.440	207.274

Scottsdale Police Department Crime Lab Volatiles Analysis

Sample:	426-01T.B.	Vial:	17
Description:	[REDACTED]	LIMS ID:	[REDACTED]
Method:	ethanol quant.M	Sequence:	06Feb24
Instrument:	US14173023 CN14160045	Injection date:	2/6/2024 2:35:16 PM
Data file:	C:\Chem32\1\Data\06Feb24\17.D	Analyst:	Canonico

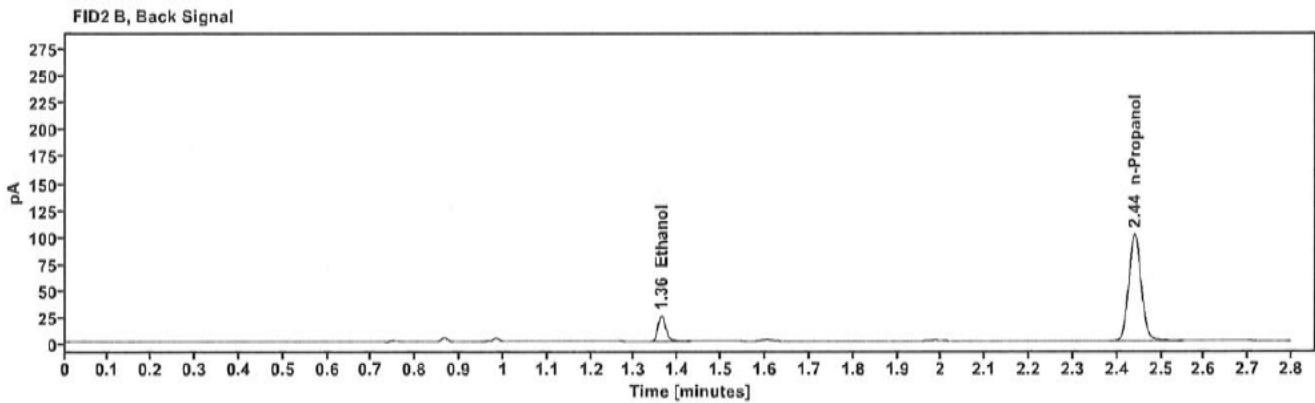
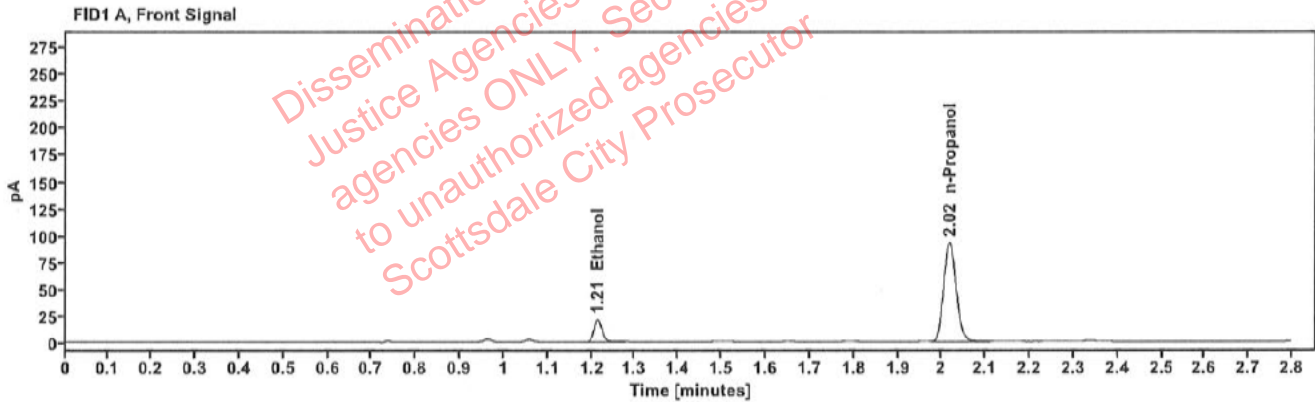


Table 1: FID 1 A (column DB-ALC1)

Compound	Amount (g/100mL)	Time (min)	Peak Area
>Ethanol	0.0430	1.213	26.995
n-Propanol	-----	2.018	185.466

Table 2: FID 2 B (column DB-ALC2)

Compound	Time (min)	Peak Area
Ethanol	1.362	30.019
n-Propanol	2.440	200.866

Scottsdale Police Department Crime Lab Volatiles Analysis

Sample:	431-01G.M.	Vial:	18
Description:	[REDACTED]	LIMS ID:	[REDACTED]
Method:	ethanol quant.M	Sequence:	06Feb24
Instrument:	US14173023 CN14160045	Injection date:	2/6/2024 2:39:16 PM
Data file:	C:\Chem32\1\Data\06Feb24\18.D	Analyst:	Canonico

Dissemination is restricted to Criminal Justice Agencies and authorized agencies ONLY. Secondary dissemination to unauthorized agencies is PROHIBITED. Scottsdale City Prosecutor

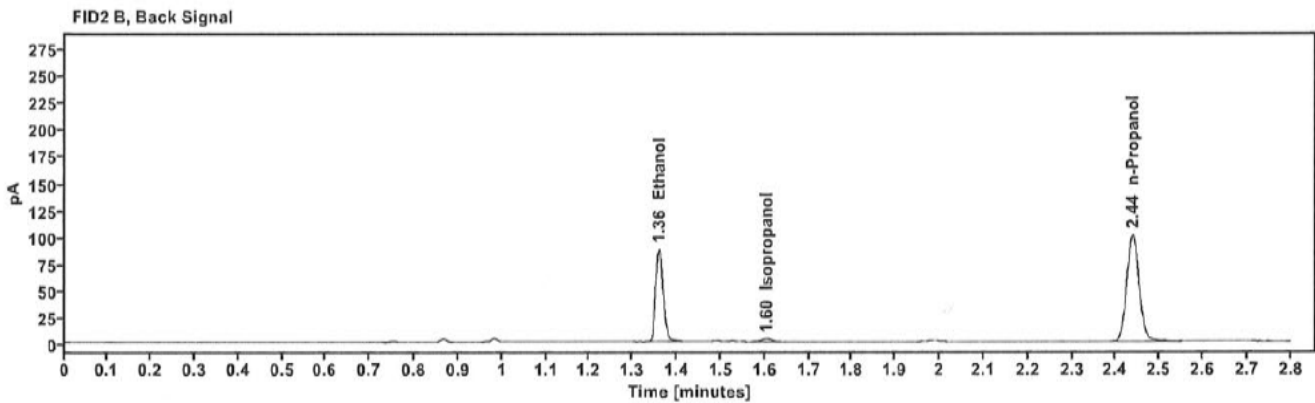
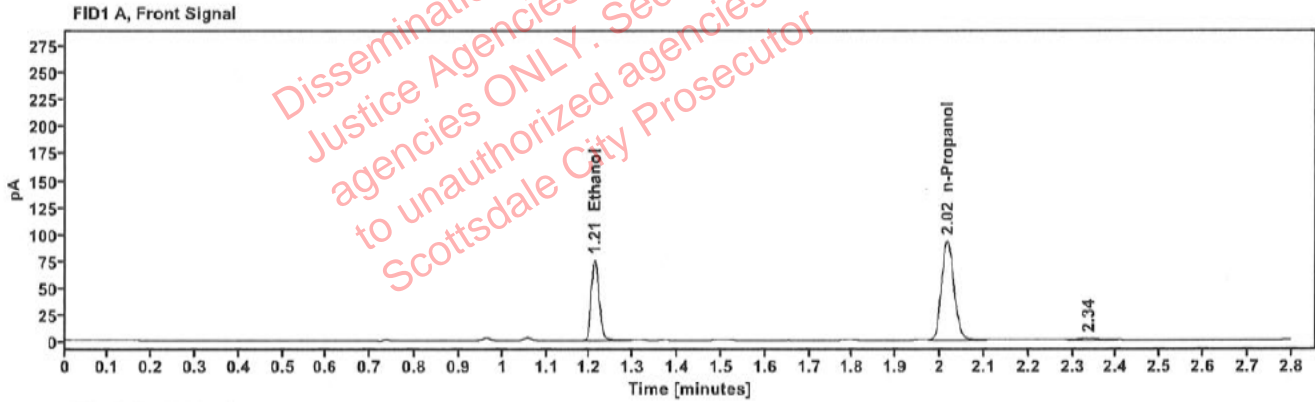


Table 1: FID 1 A (column DB-ALC1)

Compound	Amount (g/100mL)	Time (min)	Peak Area
>Ethanol	0.1491	1.211	96.178
n-Propanol	-----	2.017	185.205

Table 2: FID 2 B (column DB-ALC2)

Compound	Time (min)	Peak Area
Ethanol	1.360	105.810
Isopropanol	1.604	4.547
n-Propanol	2.439	200.787

Scottsdale Police Department Crime Lab Volatiles Analysis

Sample:	431-01G.M.	Vial:	19
Description:	[REDACTED]	LIMS ID:	[REDACTED]
Method:	ethanol quant.M	Sequence:	06Feb24
Instrument:	US14173023 CN14160045	Injection date:	2/6/2024 2:43:32 PM
Data file:	C:\Chem32\1\Data\06Feb24\19.D	Analyst:	Canonico

Dissemination is restricted to Criminal Justice Agencies and authorized personnel only. Secondary dissemination to unauthorized agencies is PROHIBITED. Scottsdale City Prosecutor

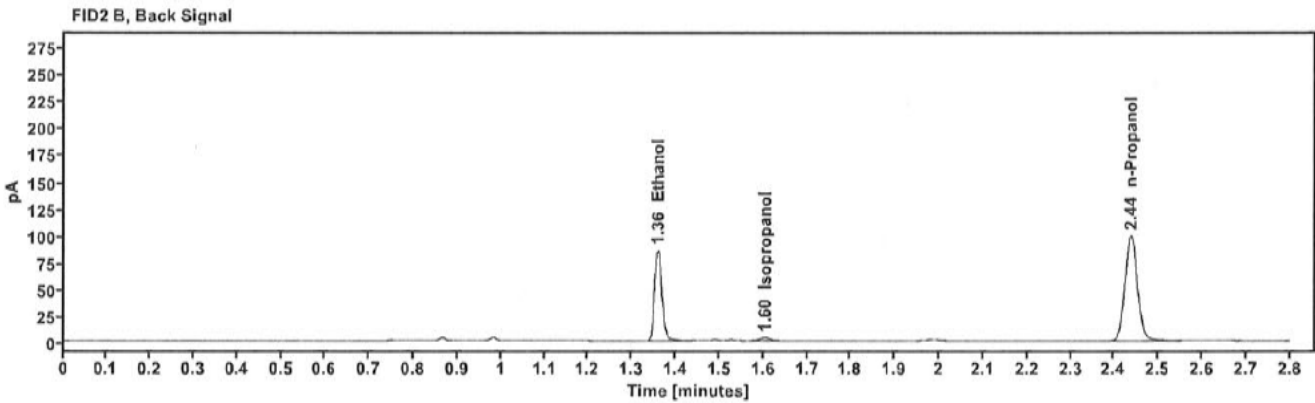
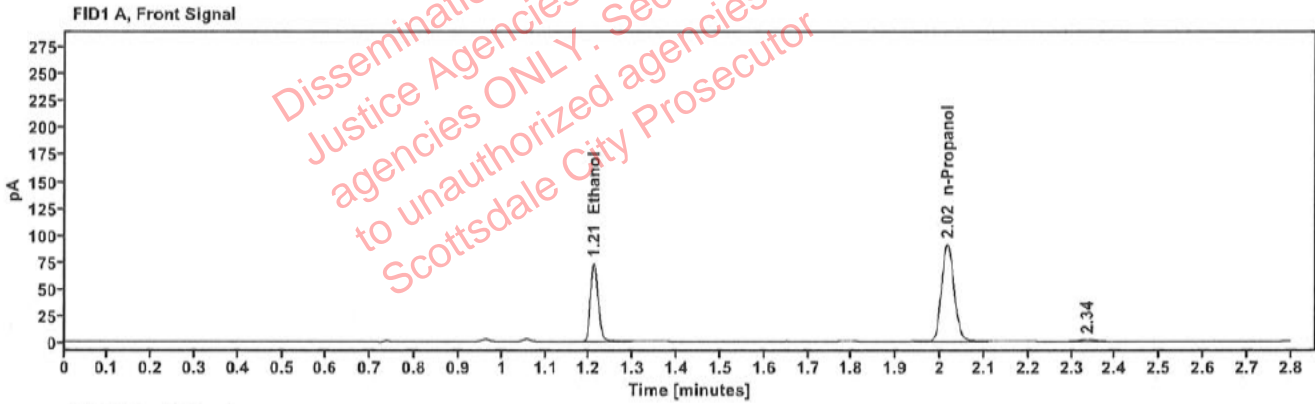


Table 1: FID 1 A (column DB-ALC1)

Compound	Amount (g/100mL)	Time (min)	Peak Area
>Ethanol	0.1473	1.211	93.854
n-Propanol	-----	2.016	183.015

Table 2: FID 2 B (column DB-ALC2)

Compound	Time (min)	Peak Area
Ethanol	1.358	103.008
Isopropanol	1.603	4.716
n-Propanol	2.438	196.629

Scottsdale Police Department Crime Lab Volatiles Analysis

Sample:	436-01N.F.	Vial:	21
Description:	[REDACTED]	LIMS ID:	[REDACTED]
Method:	ethanol quant.M	Sequence:	06Feb24
Instrument:	US14173023 CN14160045	Injection date:	2/6/2024 2:51:31 PM
Data file:	C:\Chem32\1\Data\06Feb24\21.D	Analyst:	Canonico

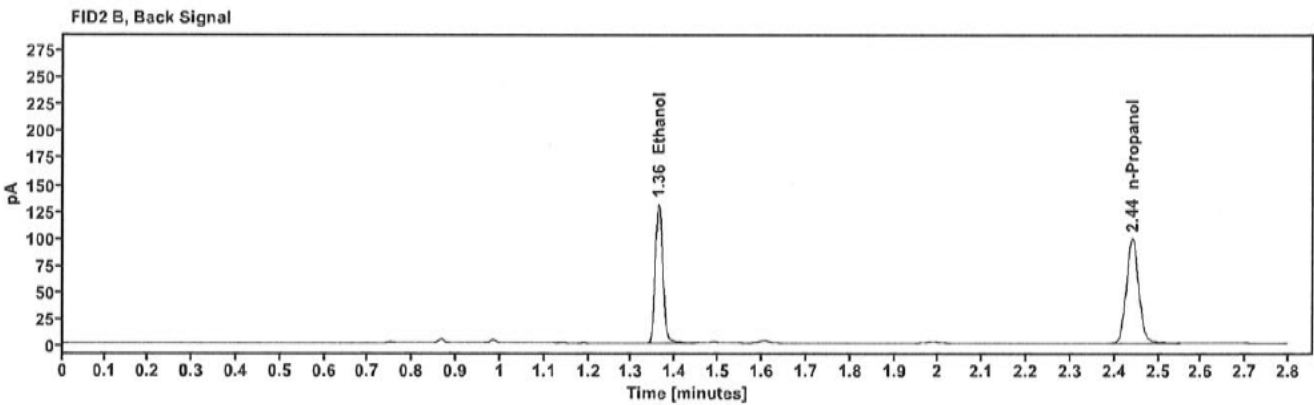
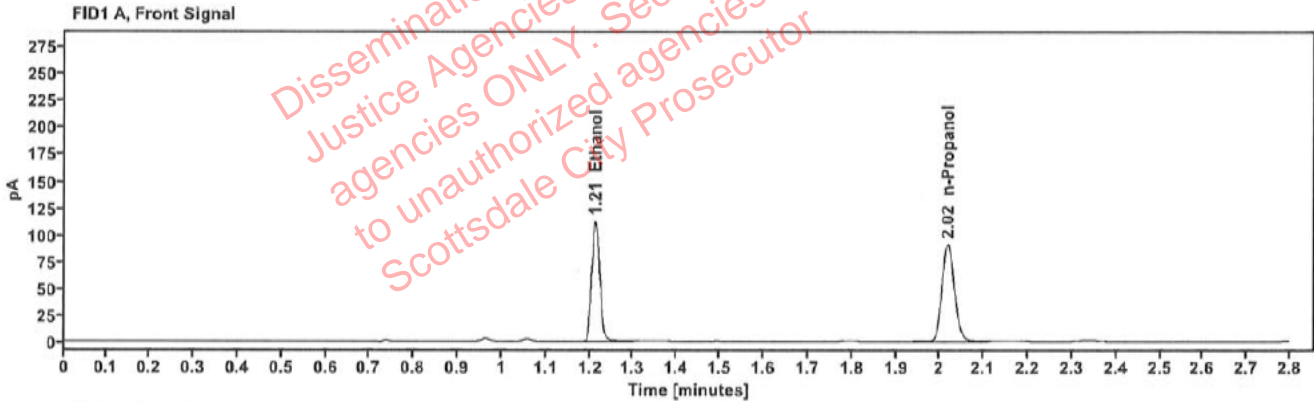


Table 1: FID 1 A (column DB-ALC1)

Compound	Amount (g/100mL)	Time (min)	Peak Area
>Ethanol	0.2257	1.212	144.448
n-Propanol	-----	2.018	183.076

Table 2: FID 2 B (column DB-ALC2)

Compound	Time (min)	Peak Area
Ethanol	1.361	159.205
n-Propanol	2.440	196.796

Scottsdale Police Department Crime Lab Volatiles Analysis

Sample:	436-01N.E.	Vial:	22
Description:	[REDACTED]	LIMS ID:	[REDACTED]
Method:	ethanol quant.M	Sequence:	06Feb24
Instrument:	US14173023 CN14160045	Injection date:	2/6/2024 2:55:31 PM
Data file:	C:\Chem32\1\Data\06Feb24\22.D	Analyst:	Canonico

Dissemination is restricted to Criminal Justice Agencies and authorized agencies ONLY. Secondary dissemination to unauthorized agencies is PROHIBITED. Scottsdale City Prosecutor

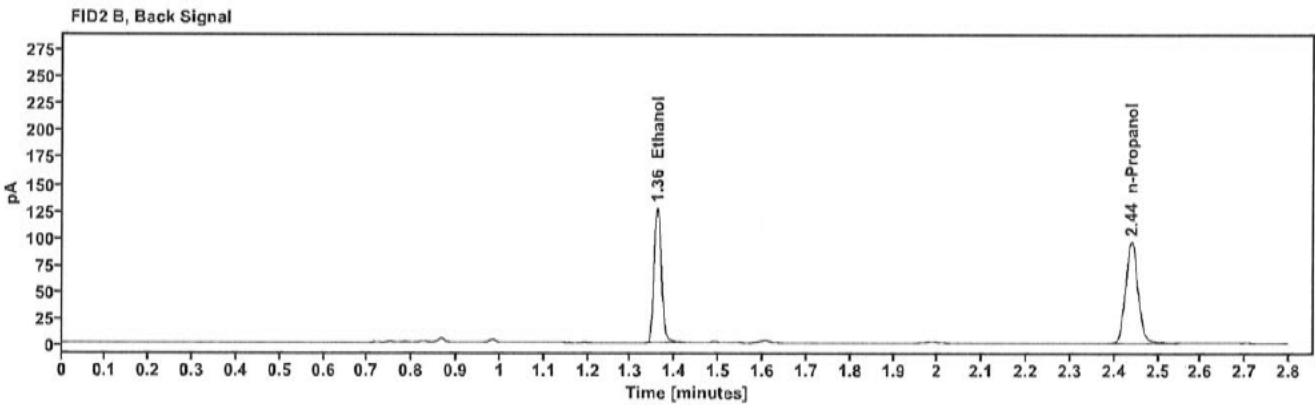
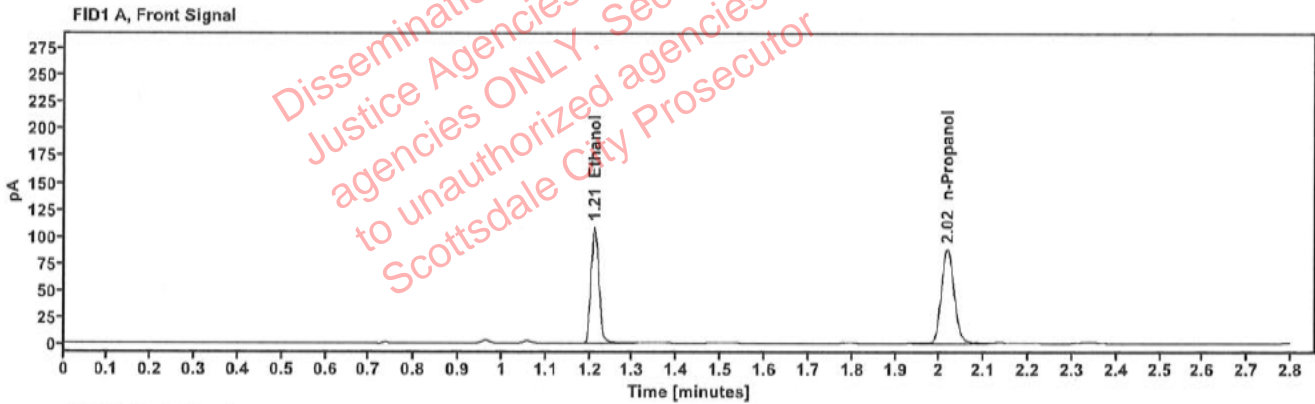


Table 1: FID 1 A (column DB-ALC1)

Compound	Amount (g/100mL)	Time (min)	Peak Area
>Ethanol	0.2237	1.211	139.217
n-Propanol	-----	2.017	178.106

Table 2: FID 2 B (column DB-ALC2)

Compound	Time (min)	Peak Area
Ethanol	1.360	153.138
n-Propanol	2.439	190.479

Scottsdale Police Department Crime Lab Volatiles Analysis

Sample:	342-01X.R.	Vial:	23
Description:	[REDACTED]	LIMS ID:	[REDACTED]
Method:	ethanol quant.M	Sequence:	06Feb24
Instrument:	US14173023 CN14160045	Injection date:	2/6/2024 2:59:31 PM
Data file:	C:\Chem32\1\Data\06Feb24\23.D	Analyst:	Canonico

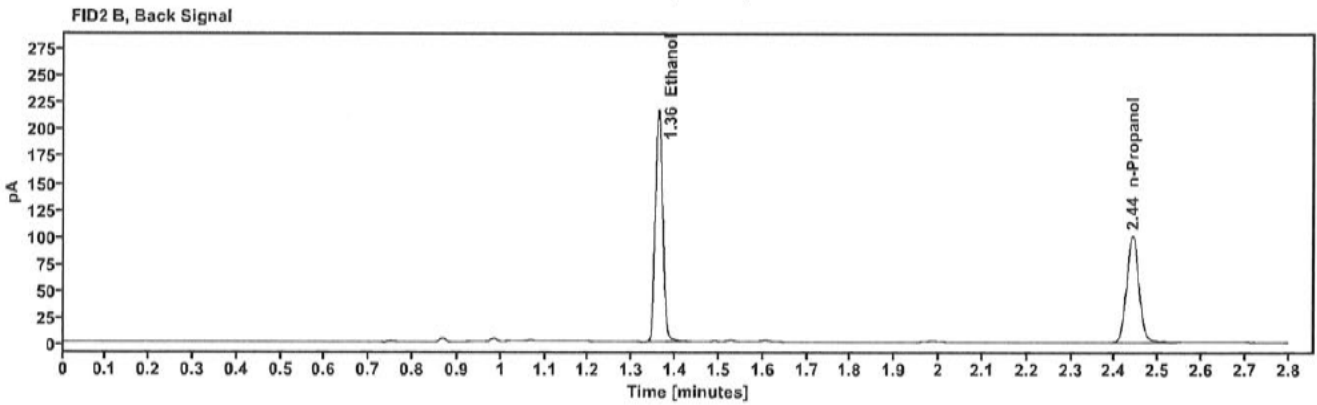
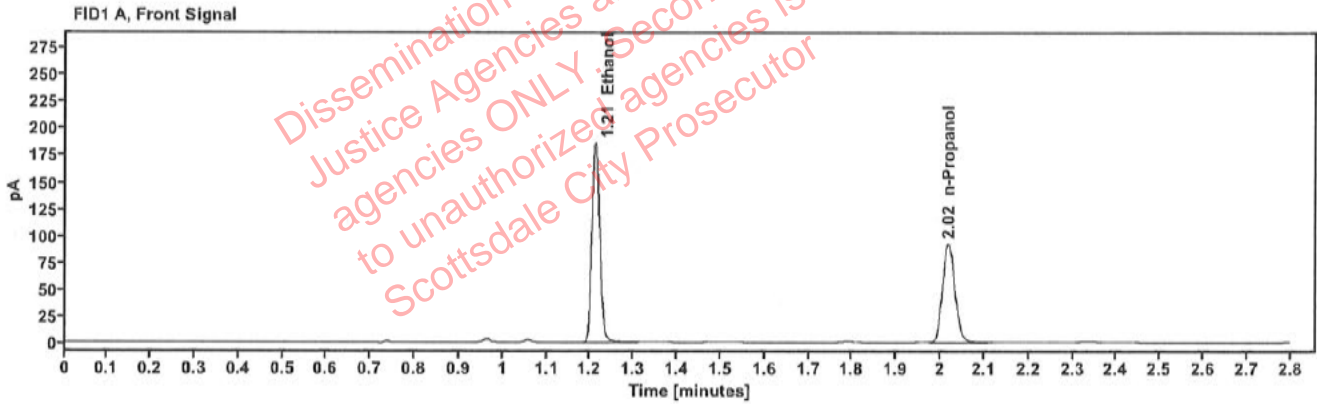


Table 1: FID 1 A (column DB-ALC1)

Compound	Amount (g/100mL)	Time (min)	Peak Area
>Ethanol	0.3714	1.212	238.988
n-Propanol	-----	2.018	183.571

Table 2: FID 2 B (column DB-ALC2)

Compound	Time (min)	Peak Area
Ethanol	1.361	263.801
n-Propanol	2.440	198.200

Scottsdale Police Department Crime Lab Volatiles Analysis

Sample:	342-01X.R.	Vial:	24
Description:	[REDACTED]	LIMS ID:	[REDACTED]
Method:	ethanol quant.M	Sequence:	06Feb24
Instrument:	US14173023 CN14160045	Injection date:	2/6/2024 3:03:31 PM
Data file:	C:\Chem32\1\Data\06Feb24\24.D	Analyst:	Canonico

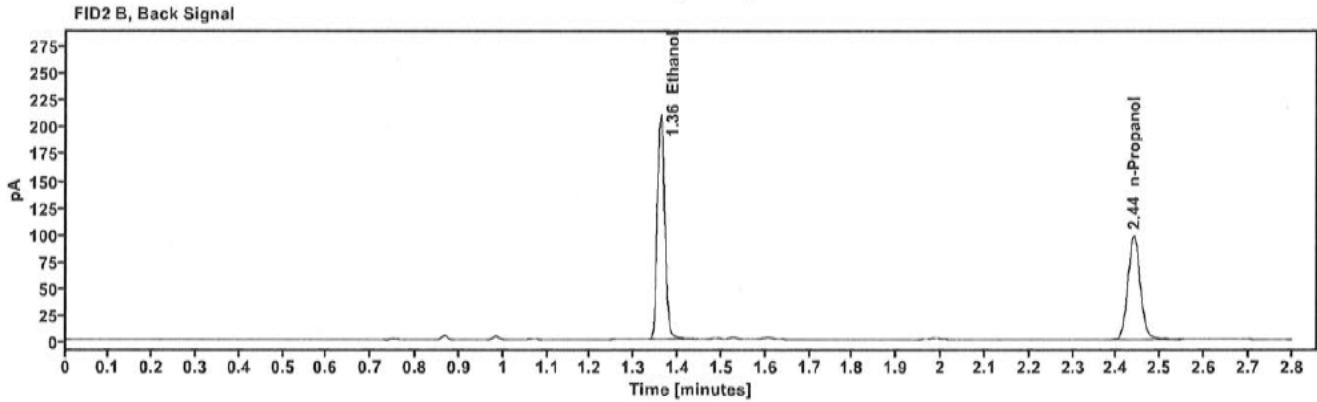
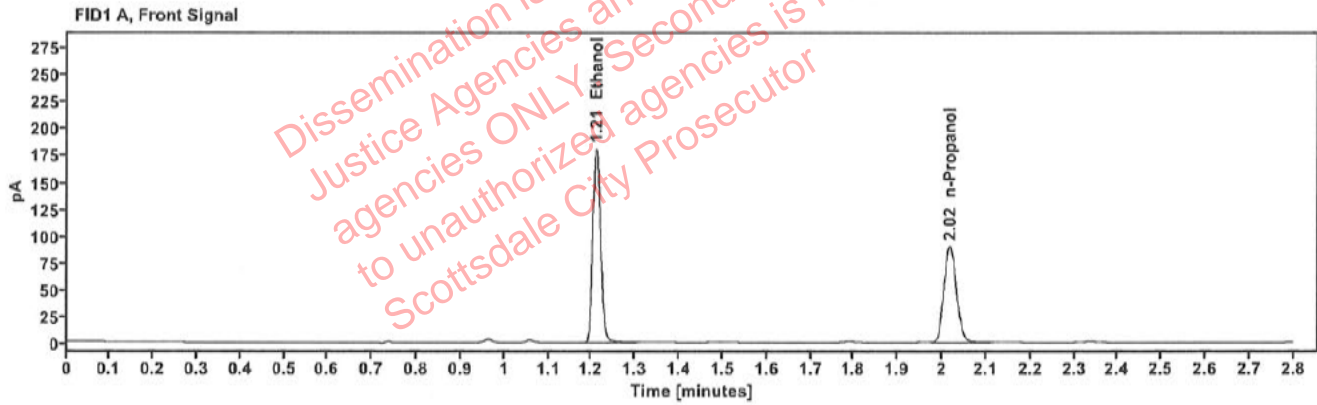


Table 1: FID 1 A (column DB-ALC1)

Compound	Amount (g/100mL)	Time (min)	Peak Area
>Ethanol	0.3658	1.211	230.698
n-Propanol	-----	2.017	179.920

Table 2: FID 2 B (column DB-ALC2)

Compound	Time (min)	Peak Area
Ethanol	1.360	256.437
n-Propanol	2.439	193.908

Scottsdale Police Department Crime Lab Volatiles Analysis

Sample:	425-01T.P.	Vial:	25
Description:	[REDACTED]	LIMS ID:	[REDACTED]
Method:	ethanol quant.M	Sequence:	06Feb24
Instrument:	US14173023 CN14160045	Injection date:	2/6/2024 3:07:47 PM
Data file:	C:\Chem32\1\Data\06Feb24\25.D	Analyst:	Canonico

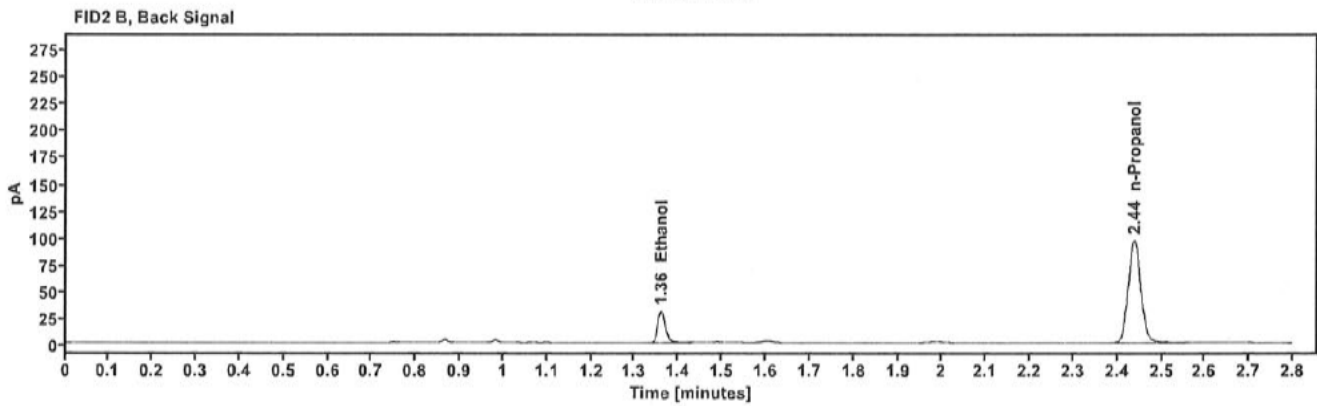
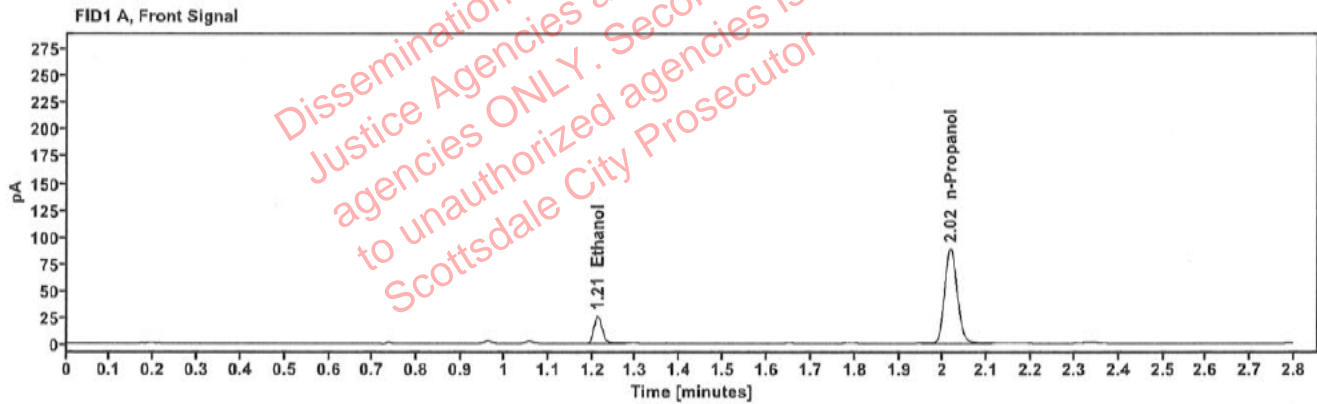


Table 1: FID 1 A (column DB-ALC1)

Compound	Amount (g/100mL)	Time (min)	Peak Area
>Ethanol	0.0548	1.212	33.464
n-Propanol	-----	2.017	178.894

Table 2: FID 2 B (column DB-ALC2)

Compound	Time (min)	Peak Area
Ethanol	1.360	37.392
n-Propanol	2.438	192.799

Scottsdale Police Department Crime Lab Volatiles Analysis

Sample:	425-01T.P.	Vial:	26
Description:	[REDACTED]	LIMS ID:	[REDACTED]
Method:	ethanol quant.M	Sequence:	06Feb24
Instrument:	US14173023 CN14160045	Injection date:	2/6/2024 3:11:47 PM
Data file:	C:\Chem32\1\Data\06Feb24\26.D	Analyst:	Canonico

Dissemination is restricted to Criminal Justice Agencies and authorized ONLY. Secondary dissemination to unauthorized agencies is PROHIBITED. Scottsdale City Prosecutor

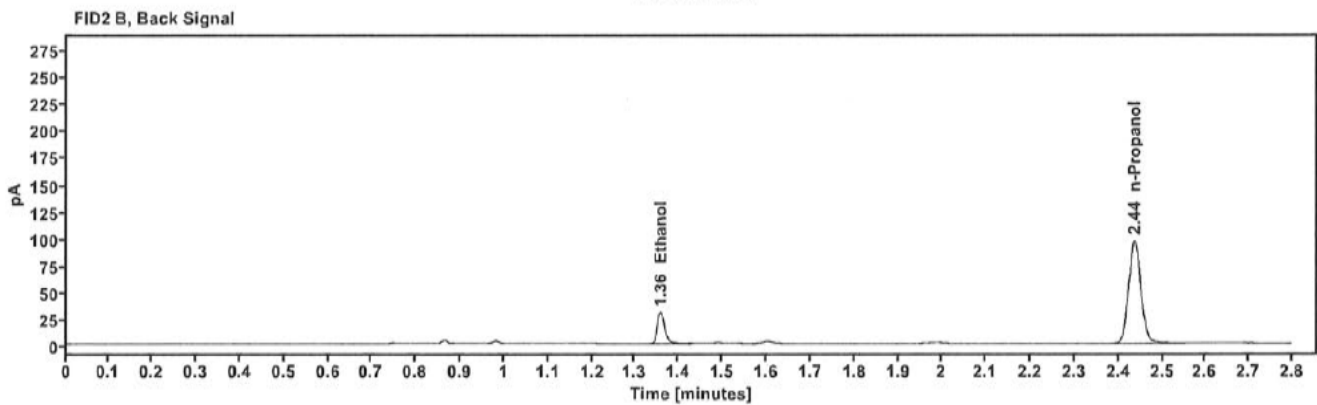
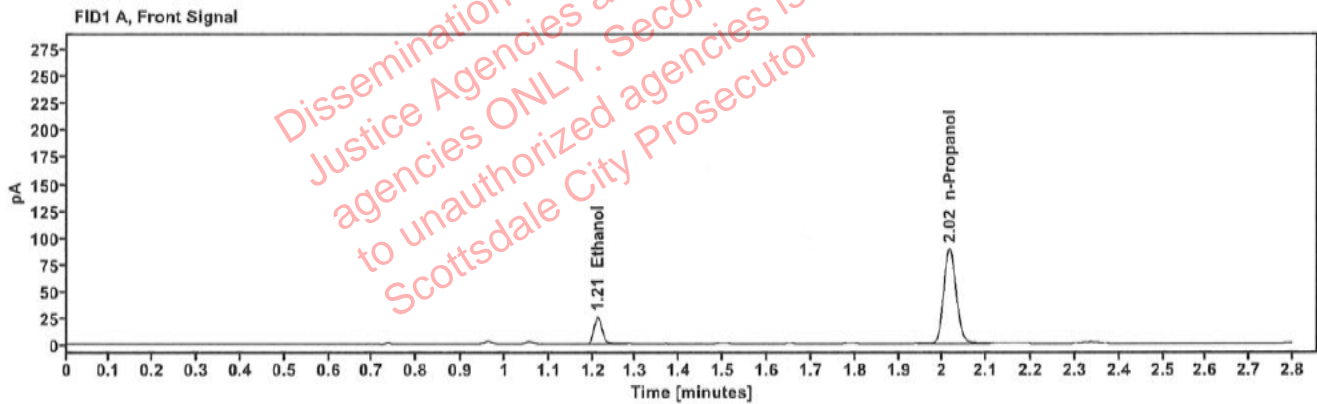


Table 1: FID 1 A (column DB-ALC1)

Compound	Amount (g/100mL)	Time (min)	Peak Area
>Ethanol	0.0539	1.211	32.849
n-Propanol	-----	2.016	178.532

Table 2: FID 2 B (column DB-ALC2)

Compound	Time (min)	Peak Area
Ethanol	1.358	36.807
n-Propanol	2.437	192.315

Scottsdale Police Department Crime Lab Volatiles Analysis

Sample:	420-01A.H.	Vial:	27
Description:	[REDACTED]	LIMS ID:	[REDACTED]
Method:	ethanol quant.M	Sequence:	06Feb24
Instrument:	US14173023 CN14160045	Injection date:	2/6/2024 3:15:46 PM
Data file:	C:\Chem32\1\Data\06Feb24\27.D	Analyst:	Canonico

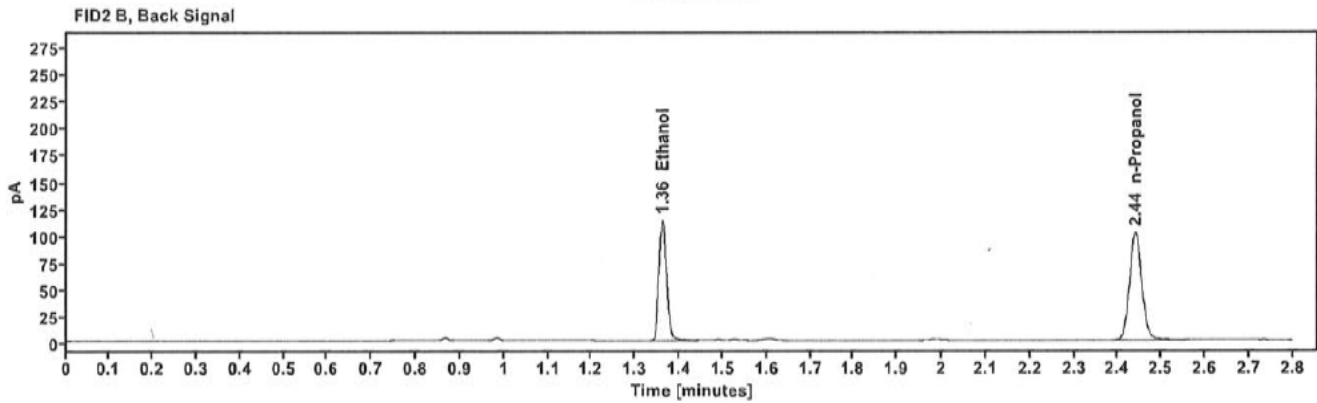
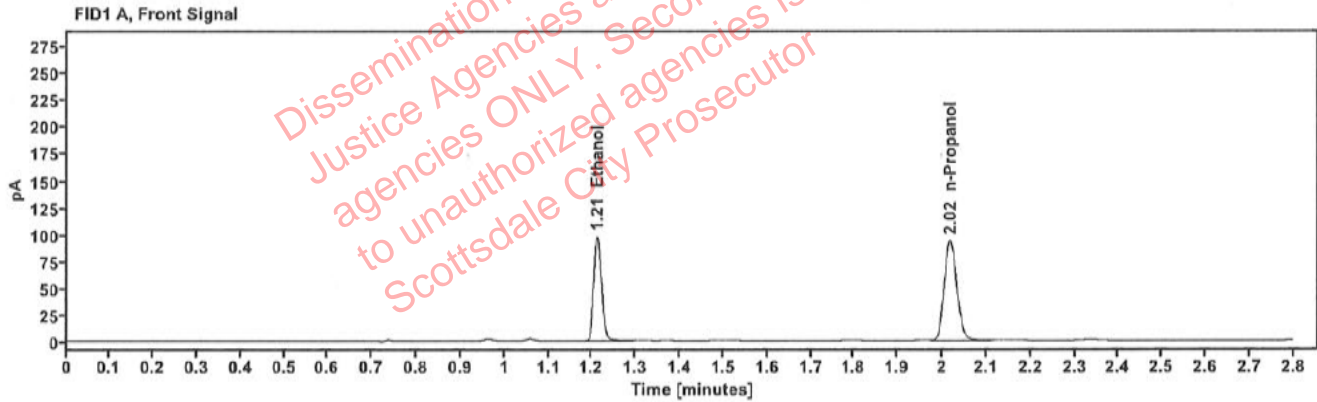


Table 1: FID 1 A (column DB-ALC1)

Compound	Amount (g/100mL)	Time (min)	Peak Area
>Ethanol	0.1913	1.212	125.307
n-Propanol	-----	2.018	187.701

Table 2: FID 2 B (column DB-ALC2)

Compound	Time (min)	Peak Area
Ethanol	1.361	138.050
n-Propanol	2.440	202.883

Scottsdale Police Department Crime Lab Volatiles Analysis

Sample:	420-01A.H.	Vial:	28
Description:	[REDACTED]	LIMS ID:	[REDACTED]
Method:	ethanol quant.M	Sequence:	06Feb24
Instrument:	US14173023 CN14160045	Injection date:	2/6/2024 3:19:46 PM
Data file:	C:\Chem32\1\Data\06Feb24\28.D	Analyst:	Canonico

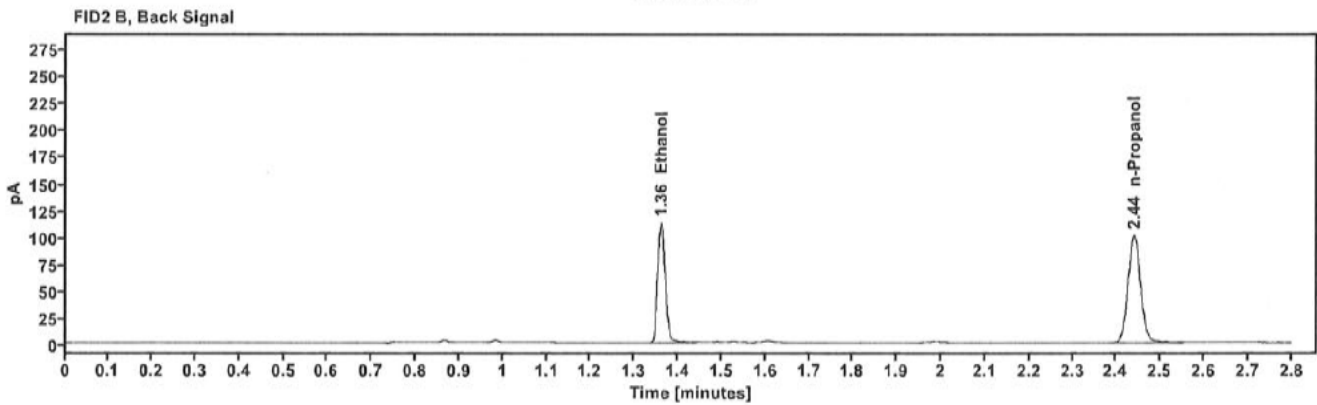
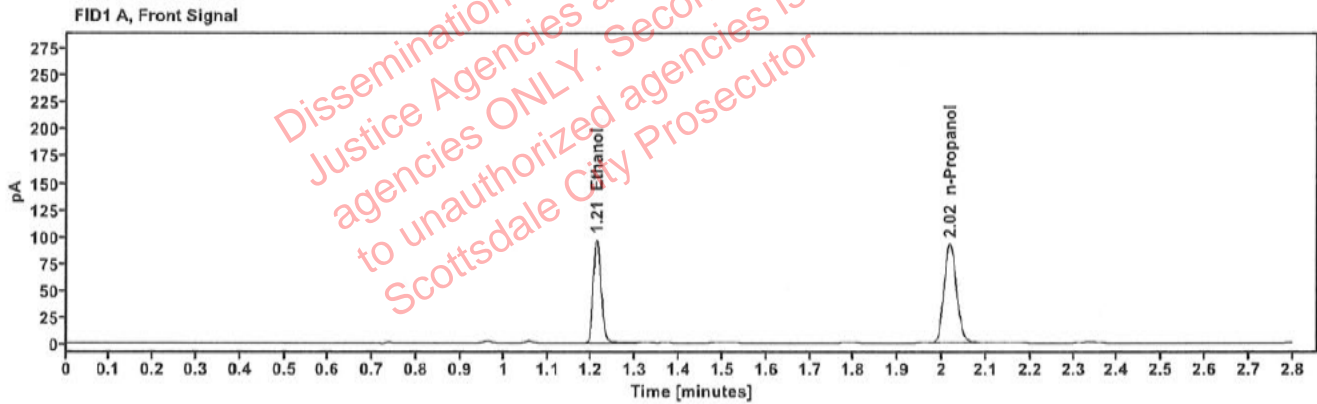


Table 1: FID 1 A (column DB-ALC1)

Compound	Amount (g/100mL)	Time (min)	Peak Area
>Ethanol	0.1928	1.212	124.334
n-Propanol	-----	2.018	184.734

Table 2: FID 2 B (column DB-ALC2)

Compound	Time (min)	Peak Area
Ethanol	1.361	136.759
n-Propanol	2.440	201.236

Scottsdale Police Department Crime Lab Volatiles Analysis

Sample:	410-01U.C.	Vial:	29
Description:	[REDACTED]	LIMS ID:	[REDACTED]
Method:	ethanol quant.M	Sequence:	06Feb24
Instrument:	US14173023 CN14160045	Injection date:	2/6/2024 3:23:46 PM
Data file:	C:\Chem32\1\Data\06Feb24\29.D	Analyst:	Canonico

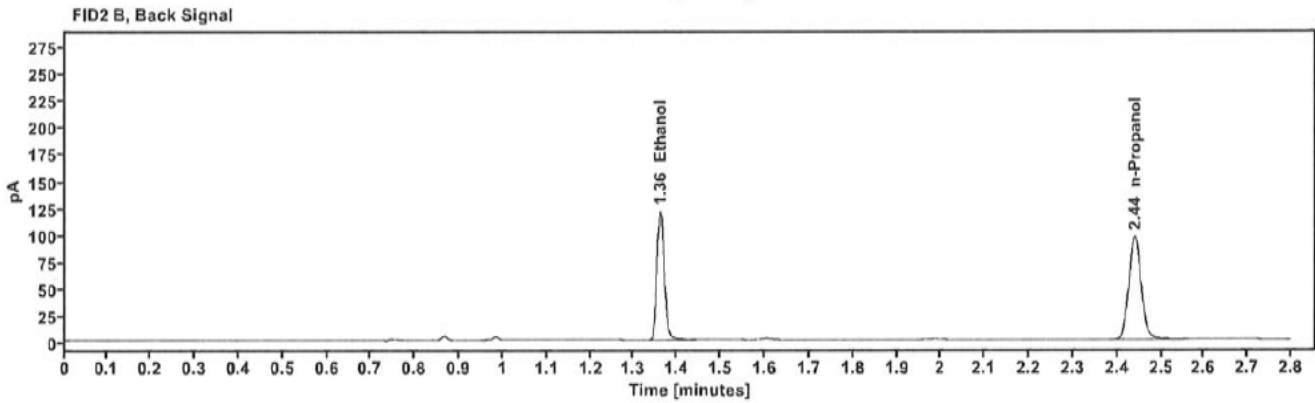
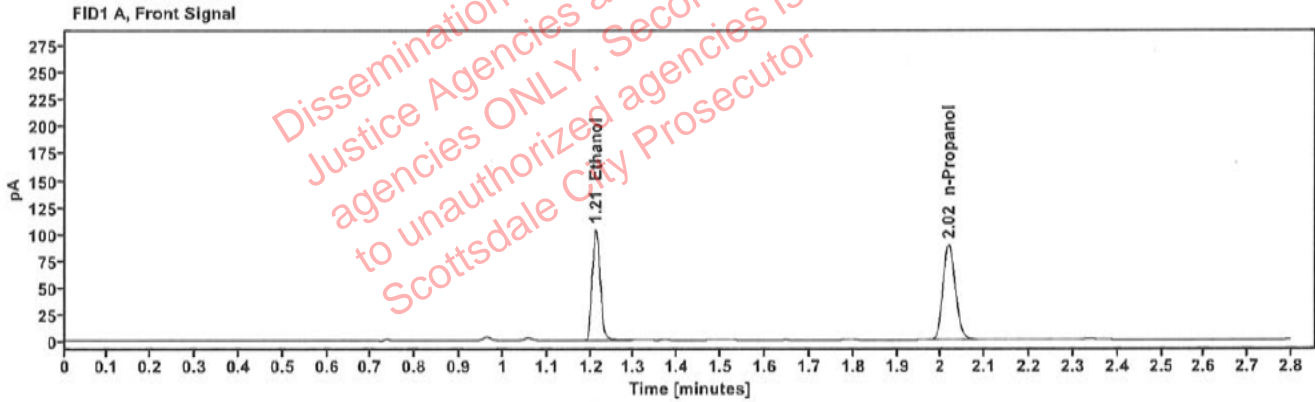


Table 1: FID 1 A (column DB-ALC1)

Compound	Amount (g/100mL)	Time (min)	Peak Area
>Ethanol	0.2150	1.212	133.002
n-Propanol	-----	2.018	177.036

Table 2: FID 2 B (column DB-ALC2)

Compound	Time (min)	Peak Area
Ethanol	1.361	146.544
n-Propanol	2.440	192.816

Scottsdale Police Department Crime Lab Volatiles Analysis

Sample:	410-01U.C.	Vial:	30
Description:	[REDACTED]	LIMS ID:	[REDACTED]
Method:	ethanol quant.M	Sequence:	06Feb24
Instrument:	US14173023 CN14160045	Injection date:	2/6/2024 3:27:46 PM
Data file:	C:\Chem32\1\Data\06Feb24\30.D	Analyst:	Canonico

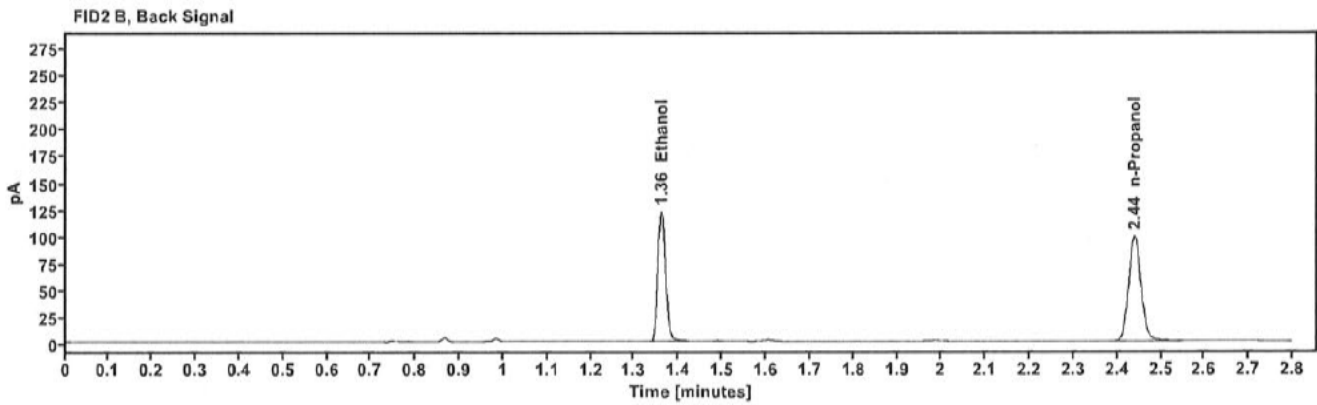
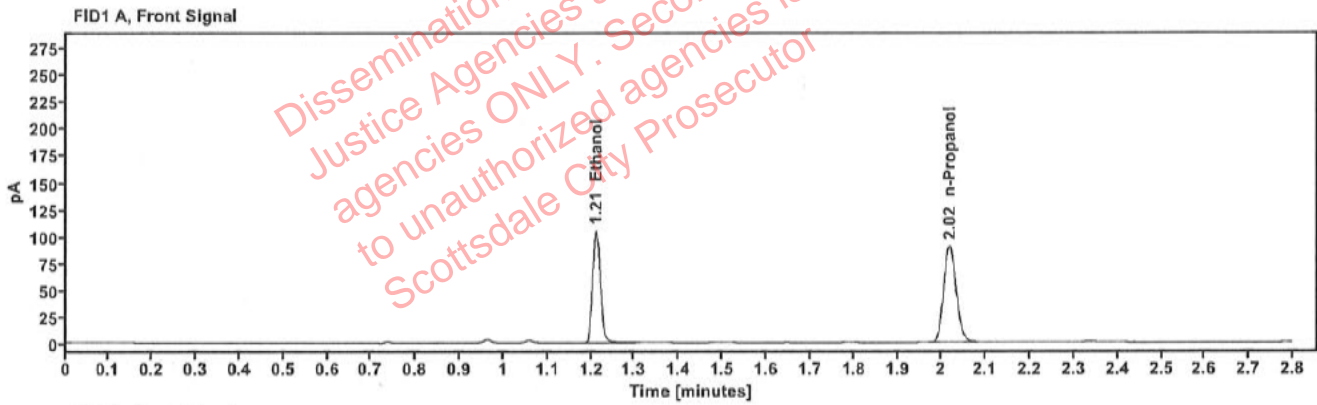


Table 1: FID 1 A (column DB-ALC1)

Compound	Amount (g/100mL)	Time (min)	Peak Area
>Ethanol	0.2140	1.212	134.664
n-Propanol	-----	2.018	180.162

Table 2: FID 2 B (column DB-ALC2)

Compound	Time (min)	Peak Area
Ethanol	1.361	148.297
n-Propanol	2.440	196.019

Scottsdale Police Department Crime Lab Volatiles Analysis

Sample:	2401764-1	Vial:	32
Description:	[REDACTED]	LIMS ID:	[REDACTED]
Method:	ethanol quant.M	Sequence:	06Feb24
Instrument:	US14173023 CN14160045	Injection date:	2/6/2024 3:36:02 PM
Data file:	C:\Chem32\1\Data\06Feb24\32.D	Analyst:	Canonico

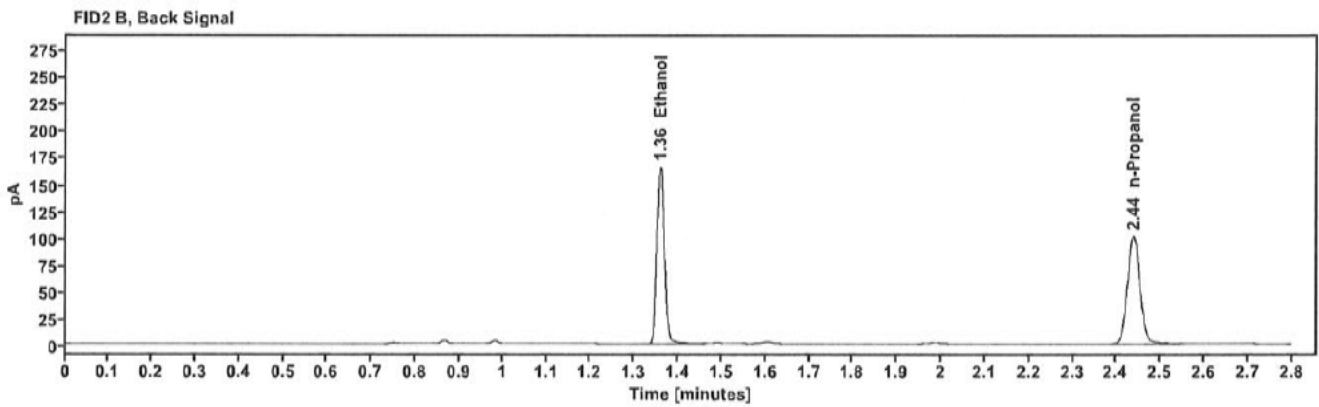
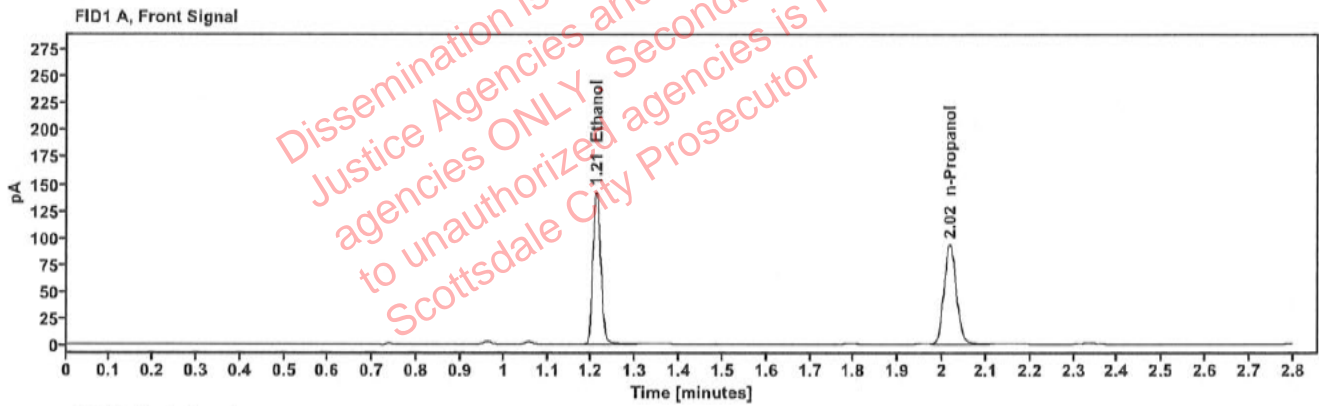


Table 1: FID 1 A (column DB-ALC1)

Compound	Amount (g/100mL)	Time (min)	Peak Area
>Ethanol	0.2779	1.211	181.894
n-Propanol	-----	2.017	187.005

Table 2: FID 2 B (column DB-ALC2)

Compound	Time (min)	Peak Area
Ethanol	1.359	201.440
n-Propanol	2.438	201.277

Scottsdale Police Department Crime Lab Volatiles Analysis

Sample:	2401764-1	Vial:	33
Description:	[REDACTED]	LIMS ID:	[REDACTED]
Method:	ethanol quant.M	Sequence:	06Feb24
Instrument:	US14173023 CN14160045	Injection date:	2/6/2024 3:40:01 PM
Data file:	C:\Chem32\1\Data\06Feb24\33.D	Analyst:	Canonico

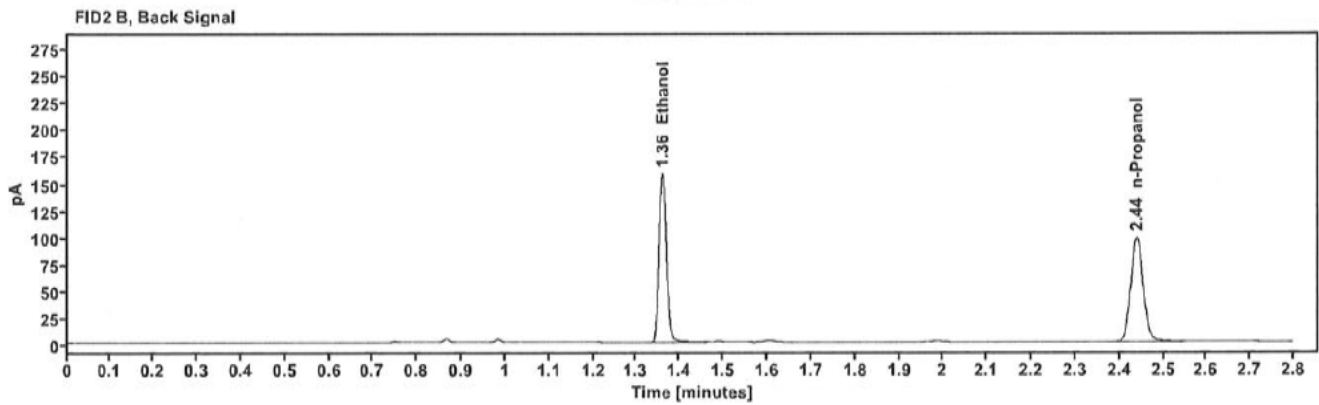
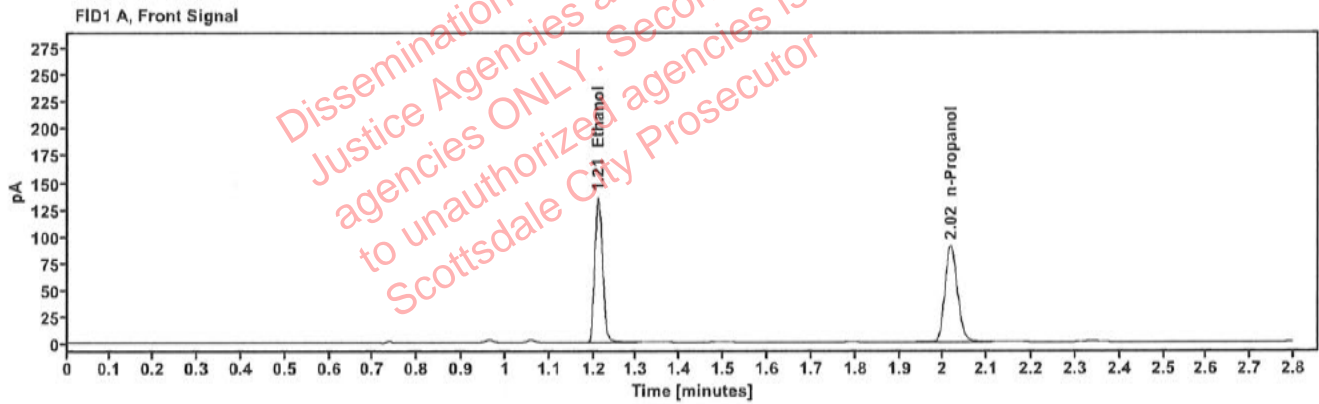


Table 1: FID 1 A (column DB-ALC1)

Compound	Amount (g/100mL)	Time (min)	Peak Area
>Ethanol	0.2733	1.211	173.885
n-Propanol	-----	2.017	181.815

Table 2: FID 2 B (column DB-ALC2)

Compound	Time (min)	Peak Area
Ethanol	1.360	192.684
n-Propanol	2.439	195.316

Scottsdale Police Department Crime Lab Volatiles Analysis

Sample:	2400871-3	Vial:	34
Description:	[REDACTED]	LIMS ID:	[REDACTED]
Method:	ethanol quant.m	Sequence:	06Feb24
Instrument:	US14173023 CN14160045	Injection date:	2/6/2024 3:44:01 PM
Data file:	C:\Chem32\1\Data\06Feb24\34.D	Analyst:	Canonico

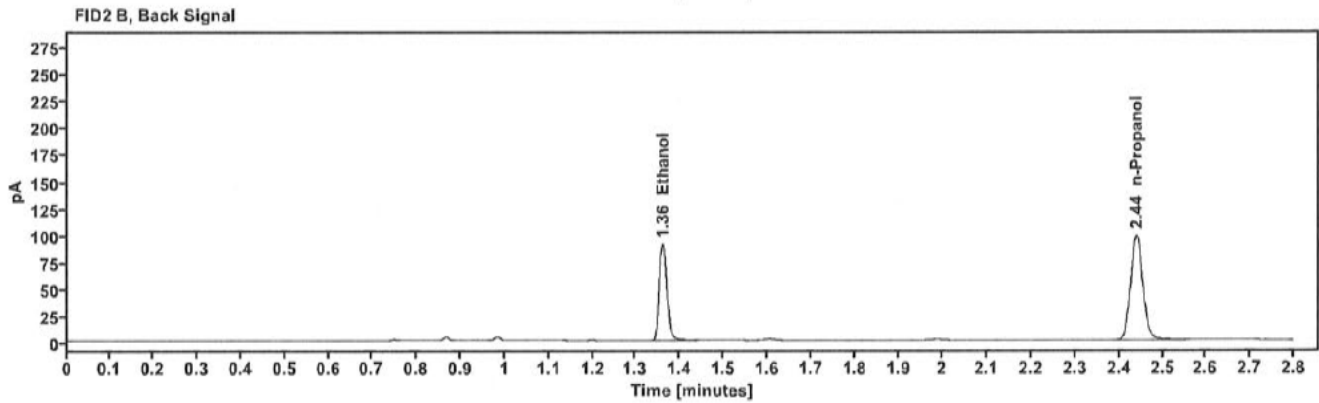
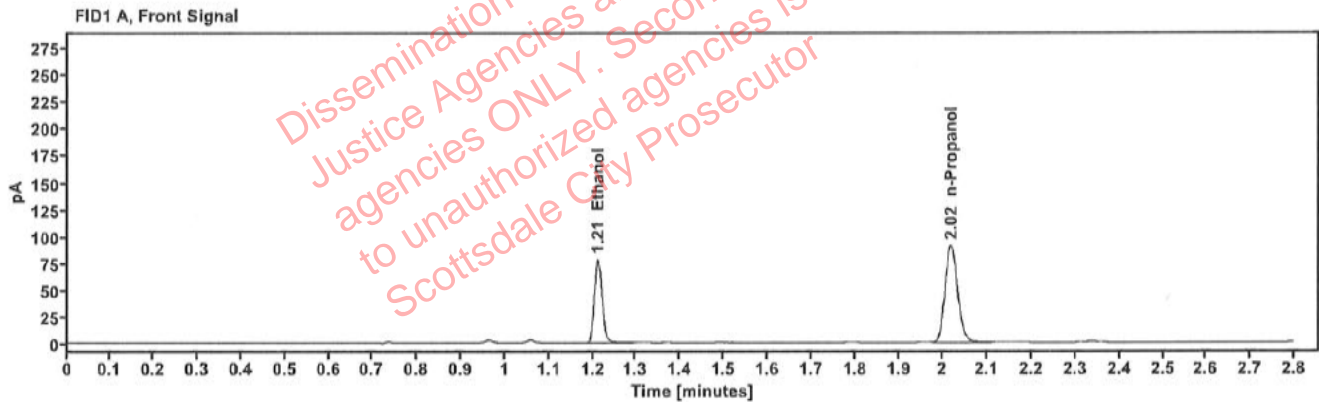


Table 1: FID 1 A (column DB-ALC1)

Compound	Amount (g/100mL)	Time (min)	Peak Area
>Ethanol	0.1580	1.212	100.073
n-Propanol	-----	2.018	181.804

Table 2: FID 2 B (column DB-ALC2)

Compound	Time (min)	Peak Area
Ethanol	1.361	110.160
n-Propanol	2.440	196.130

Scottsdale Police Department Crime Lab Volatiles Analysis

Sample:	2400871-3	Vial:	35
Description:	[REDACTED]	LIMS ID:	[REDACTED]
Method:	ethanol quant.M	Sequence:	06Feb24
Instrument:	US14173023 CN14160045	Injection date:	2/6/2024 3:48:02 PM
Data file:	C:\Chem32\1\Data\06Feb24\35.D	Analyst:	Canonico

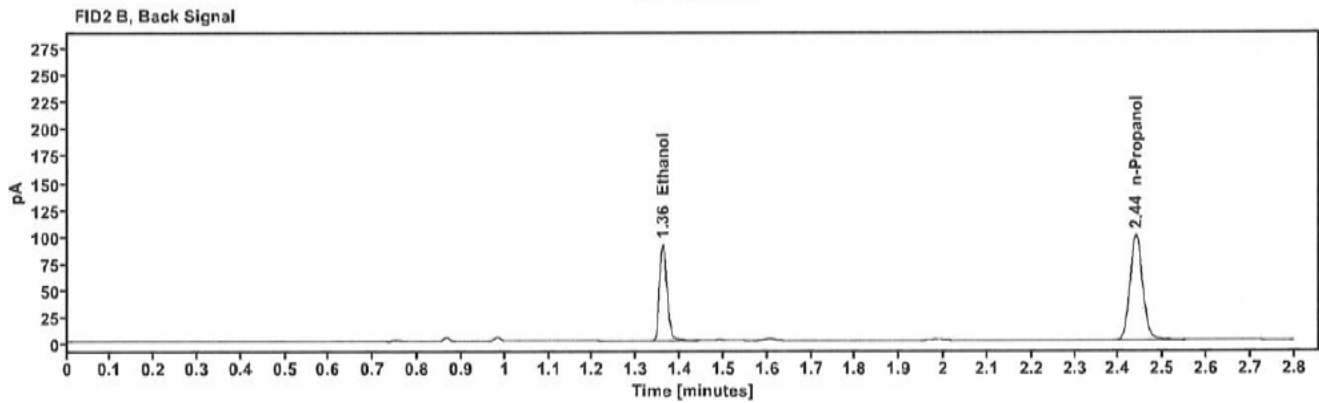
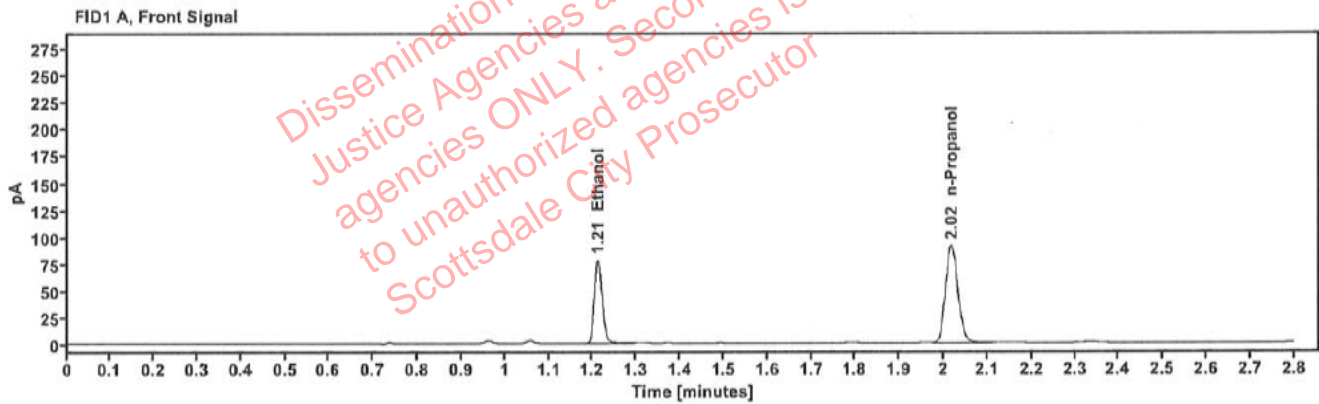


Table 1: FID 1 A (column DB-ALC1)

Compound	Amount (g/100mL)	Time (min)	Peak Area
>Ethanol	0.1576	1.212	100.205
n-Propanol	-----	2.017	182.542

Table 2: FID 2 B (column DB-ALC2)

Compound	Time (min)	Peak Area
Ethanol	1.360	110.317
n-Propanol	2.439	197.261

Scottsdale Police Department Crime Lab Volatiles Analysis

Sample:	2401775-2	Vial:	36
Description:	[REDACTED]	LIMS ID:	[REDACTED]
Method:	ethanol quant.M	Sequence:	06Feb24
Instrument:	US14173023 CN14160045	Injection date:	2/6/2024 3:52:01 PM
Data file:	C:\Chem32\1\Data\06Feb24\36.D	Analyst:	Canonico

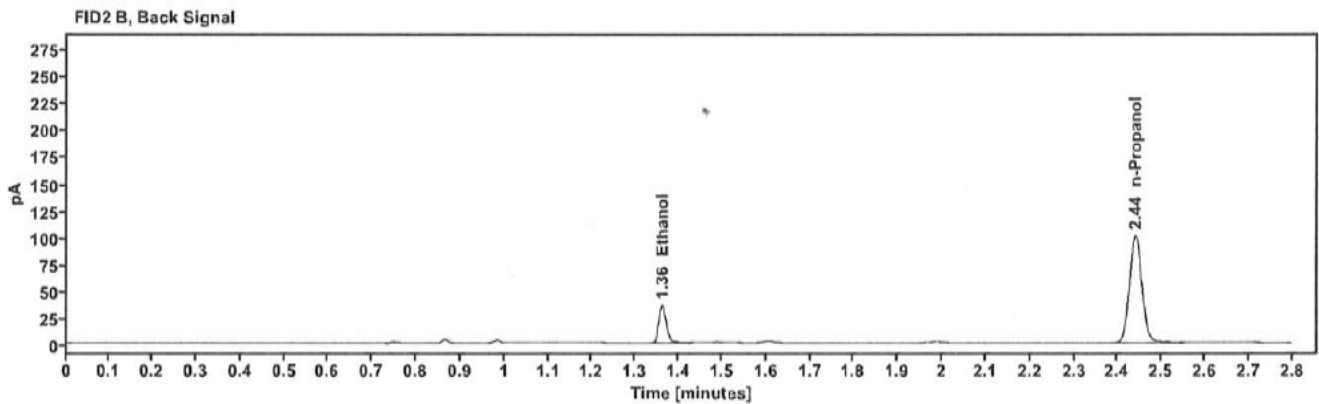
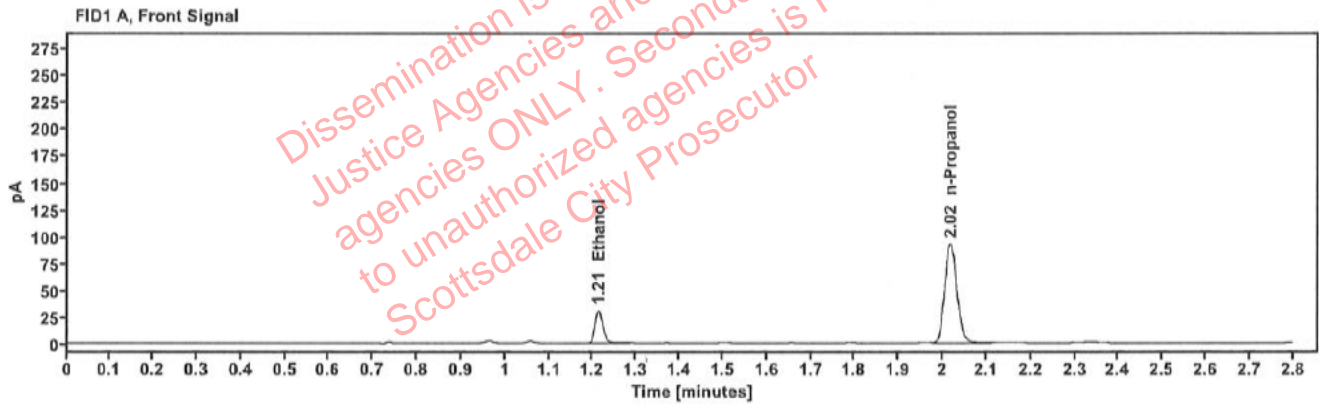


Table 1: FID 1 A (column DB-ALC1)

Compound	Amount (g/100mL)	Time (min)	Peak Area
>Ethanol	0.0624	1.213	39.729
n-Propanol	-----	2.018	185.626

Table 2: FID 2 B (column DB-ALC2)

Compound	Time (min)	Peak Area
Ethanol	1.362	44.287
n-Propanol	2.440	200.825

Scottsdale Police Department Crime Lab Volatiles Analysis

Sample:	2401775-2	Vial:	37
Description:	[REDACTED]	LIMS ID:	[REDACTED]
Method:	ethanol quant.M	Sequence:	06Feb24
Instrument:	US14173023 CN14160045	Injection date:	2/6/2024 3:56:16 PM
Data file:	C:\Chem32\1\Data\06Feb24\37.D	Analyst:	Canonico

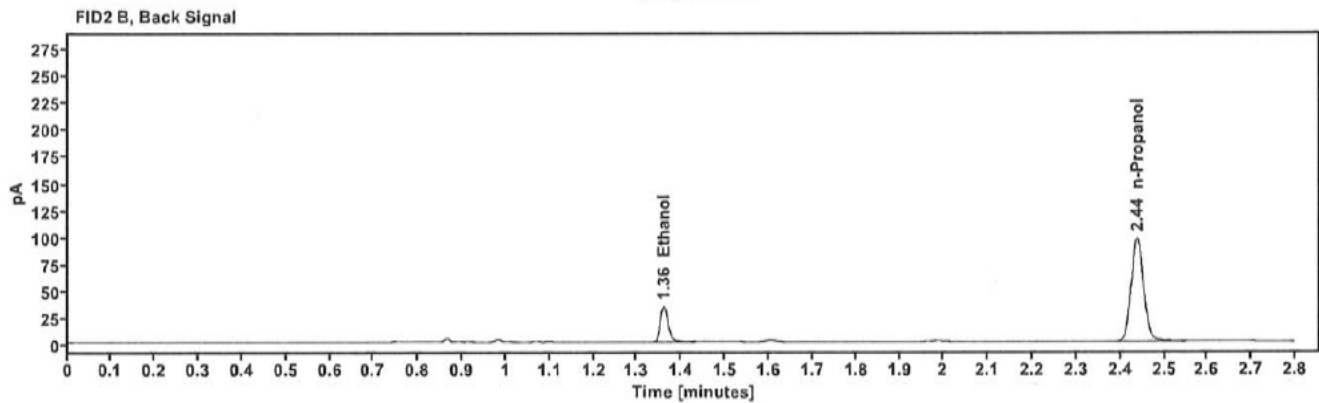
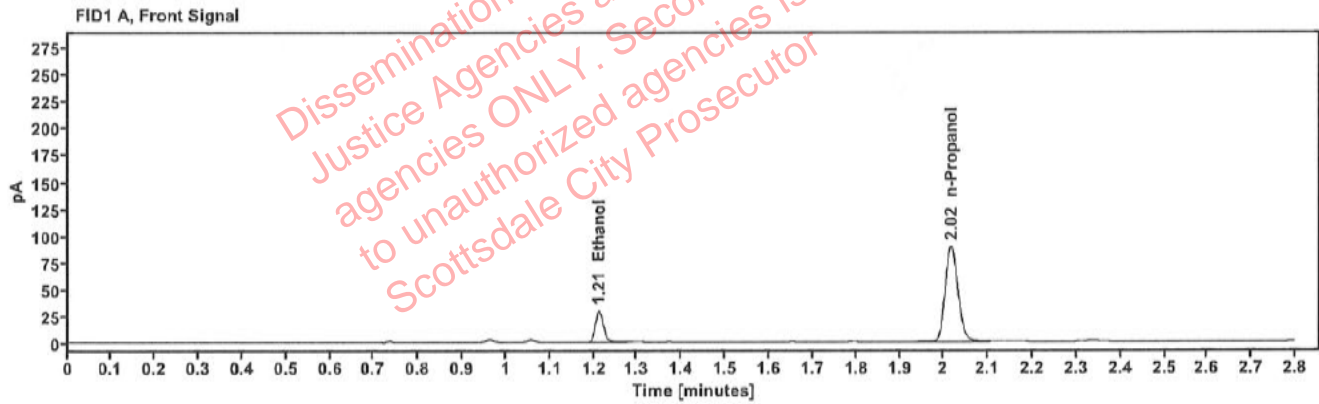


Table 1: FID 1 A (column DB-ALC1)

Compound	Amount (g/100mL)	Time (min)	Peak Area
>Ethanol	0.0615	1.212	37.828
n-Propanol	-----	2.017	179.549

Table 2: FID 2 B (column DB-ALC2)

Compound	Time (min)	Peak Area
Ethanol	1.360	42.128
n-Propanol	2.438	193.537

Scottsdale Police Department Crime Lab Volatiles Analysis

Sample:	2401850-2	Vial:	38
Description:	[REDACTED]	LIMS ID:	[REDACTED]
Method:	ethanol quant.M	Sequence:	06Feb24
Instrument:	US14173023 CN14160045	Injection date:	2/6/2024 4:00:17 PM
Data file:	C:\Chem32\1\Data\06Feb24\38.D	Analyst:	Canonico

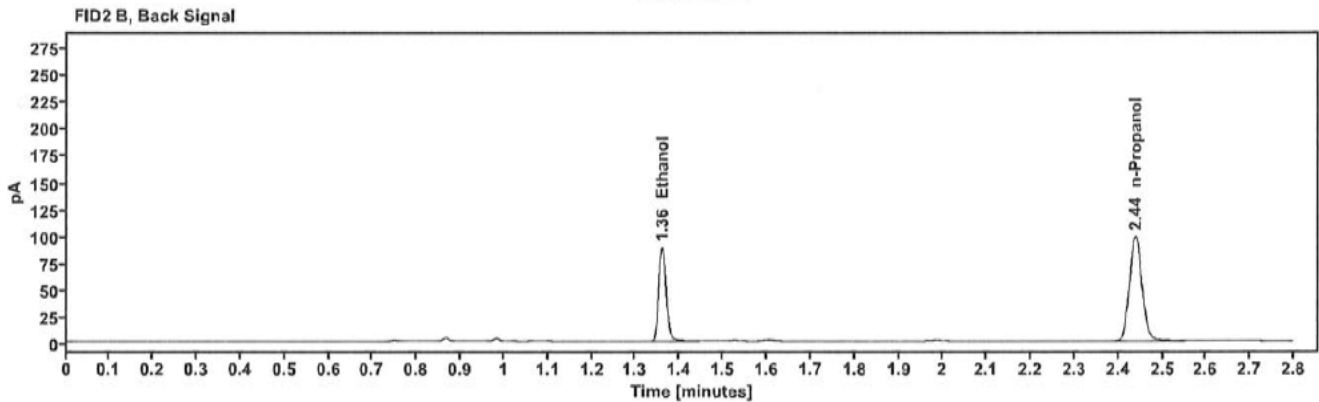
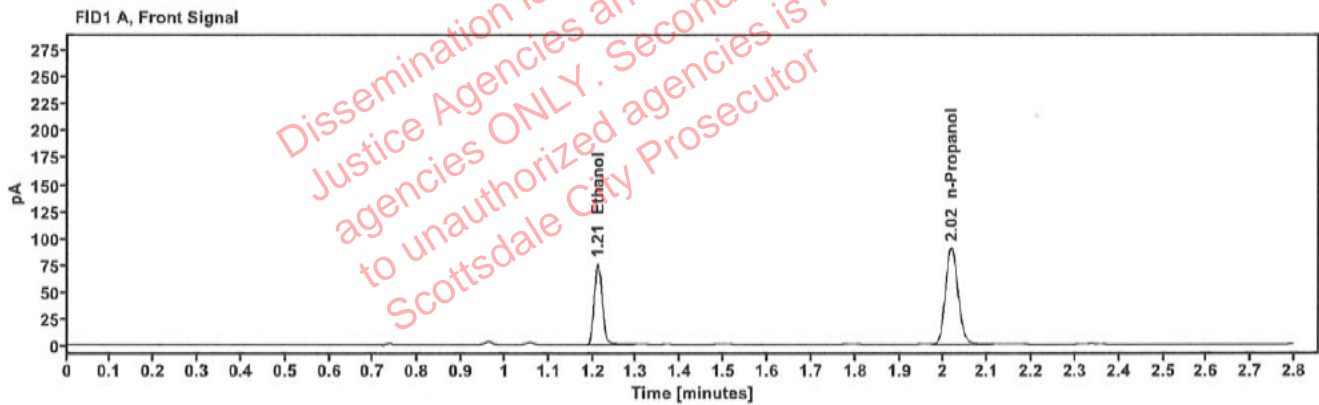


Table 1: FID 1 A (column DB-ALC1)

Compound	Amount (g/100mL)	Time (min)	Peak Area
>Ethanol	0.1537	1.211	97.312
n-Propanol	-----	2.017	181.768

Table 2: FID 2 B (column DB-ALC2)

Compound	Time (min)	Peak Area
Ethanol	1.360	107.066
n-Propanol	2.439	196.007

Scottsdale Police Department Crime Lab Volatiles Analysis

Sample:	2401850-2	Vial:	39
Description:	[REDACTED]	LIMS ID:	[REDACTED]
Method:	ethanol quant.M	Sequence:	06Feb24
Instrument:	US14173023 CN14160045	Injection date:	2/6/2024 4:04:17 PM
Data file:	C:\Chem32\1\Data\06Feb24\39.D	Analyst:	Canonico

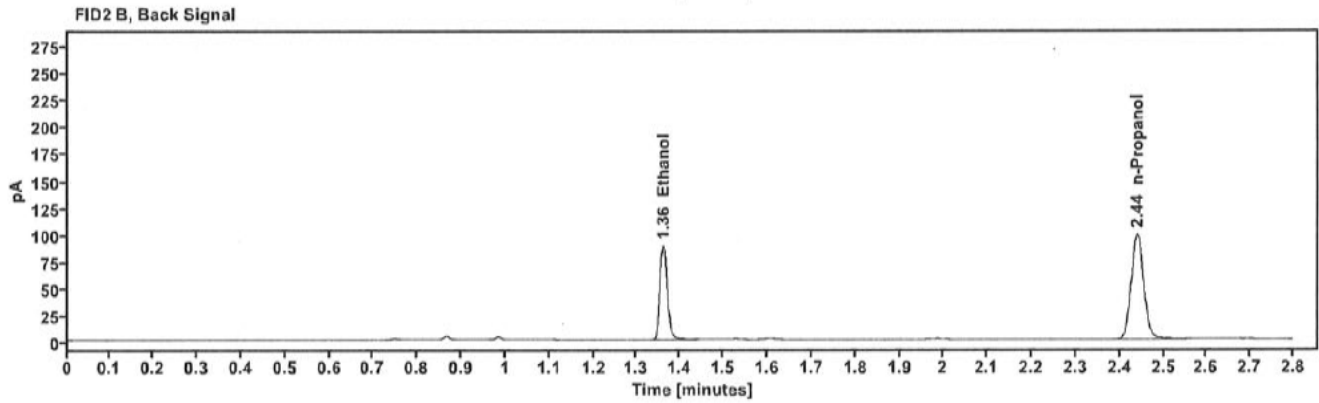
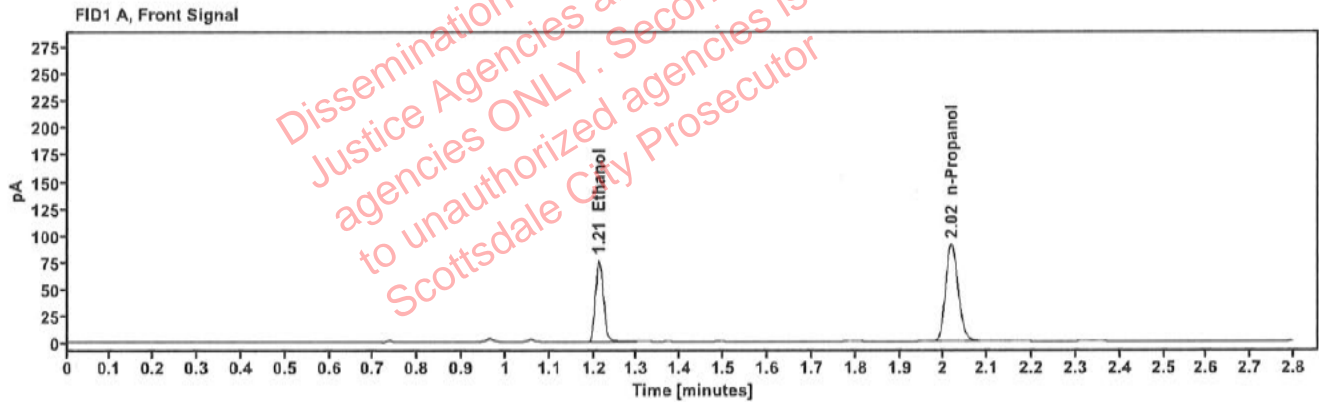


Table 1: FID 1 A (column DB-ALC1)

Compound	Amount (g/100mL)	Time (min)	Peak Area
>Ethanol	0.1554	1.212	97.956
n-Propanol	-----	2.018	180.905

Table 2: FID 2 B (column DB-ALC2)

Compound	Time (min)	Peak Area
Ethanol	1.361	107.735
n-Propanol	2.440	196.888

Scottsdale Police Department Crime Lab Volatiles Analysis

Sample:	2401862-1	Vial:	40
Description:	[REDACTED]	LIMS ID:	[REDACTED]
Method:	ethanol quant.M	Sequence:	06Feb24
Instrument:	US14173023 CN14160045	Injection date:	2/6/2024 4:08:17 PM
Data file:	C:\Chem32\1\Data\06Feb24\40.D	Analyst:	Canonico

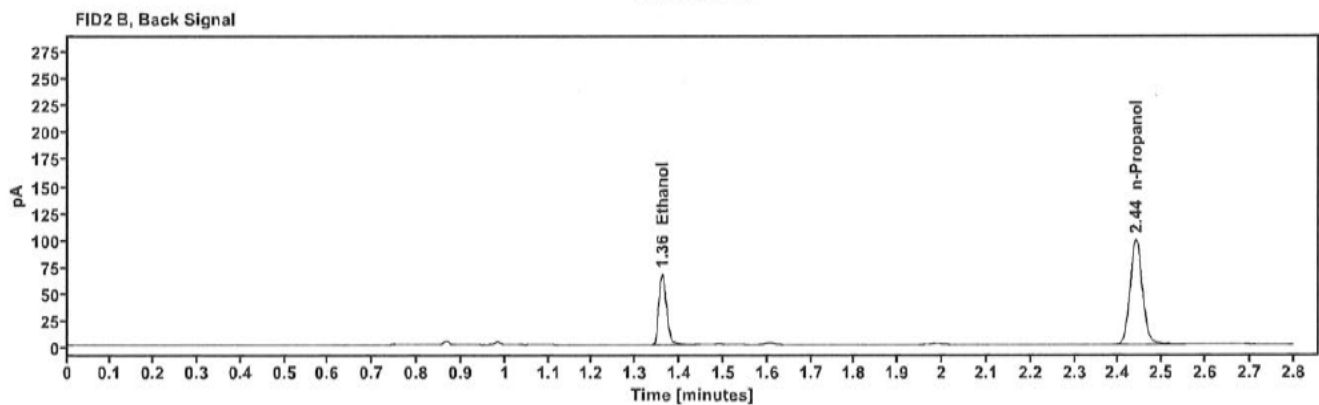
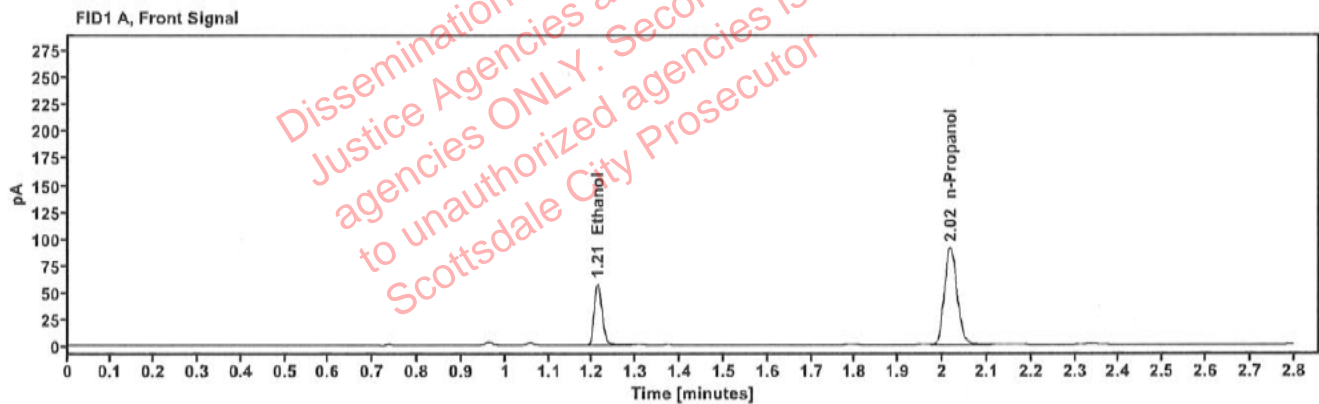


Table 1: FID 1 A (column DB-ALC1)

Compound	Amount (g/100mL)	Time (min)	Peak Area
>Ethanol	0.1168	1.212	73.727
n-Propanol	-----	2.018	181.856

Table 2: FID 2 B (column DB-ALC2)

Compound	Time (min)	Peak Area
Ethanol	1.360	81.237
n-Propanol	2.439	196.421

Scottsdale Police Department Crime Lab Volatiles Analysis

Sample:	2401862-1	Vial:	41
Description:	[REDACTED]	LIMS ID:	[REDACTED]
Method:	ethanol quant.M	Sequence:	06Feb24
Instrument:	US14173023 CN14160045	Injection date:	2/6/2024 4:12:17 PM
Data file:	C:\Chem32\1\Data\06Feb24\41.D	Analyst:	Canonico

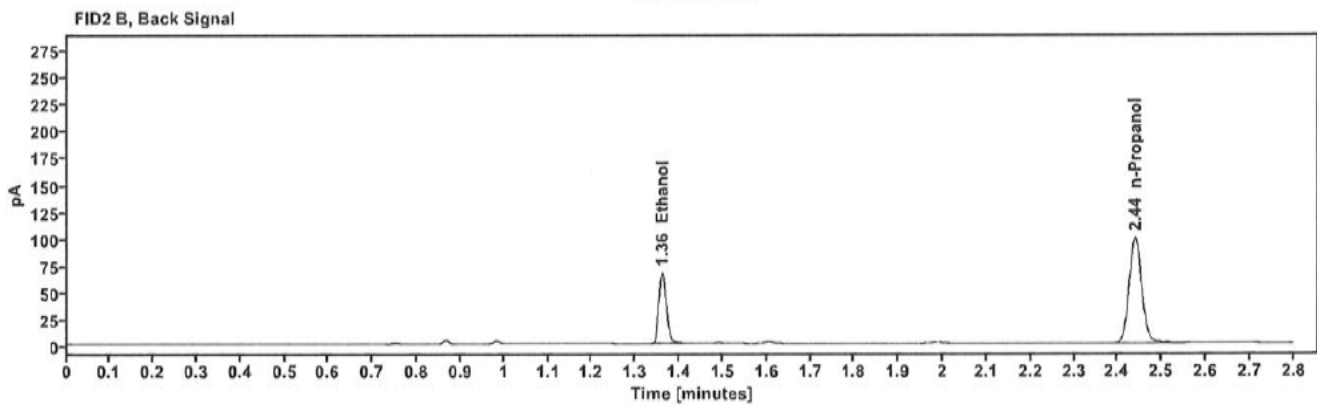
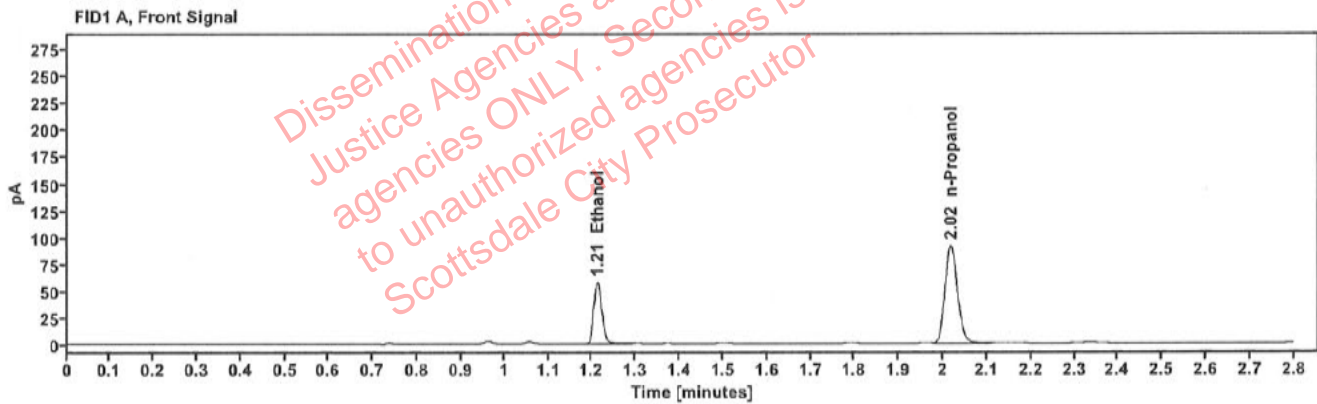


Table 1: FID 1 A (column DB-ALC1)

Compound	Amount (g/100mL)	Time (min)	Peak Area
>Ethanol	0.1172	1.212	74.381
n-Propanol	-----	2.018	182.905

Table 2: FID 2 B (column DB-ALC2)

Compound	Time (min)	Peak Area
Ethanol	1.361	81.654
n-Propanol	2.440	197.978

Scottsdale Police Department Crime Lab Volatiles Analysis

Sample:	2401939-2	Vial:	43
Description:	[REDACTED]	LIMS ID:	[REDACTED]
Method:	ethanol quant.M	Sequence:	06Feb24
Instrument:	US14173023 CN14160045	Injection date:	2/6/2024 4:20:31 PM
Data file:	C:\Chem32\1\Data\06Feb24\43.D	Analyst:	Canonico

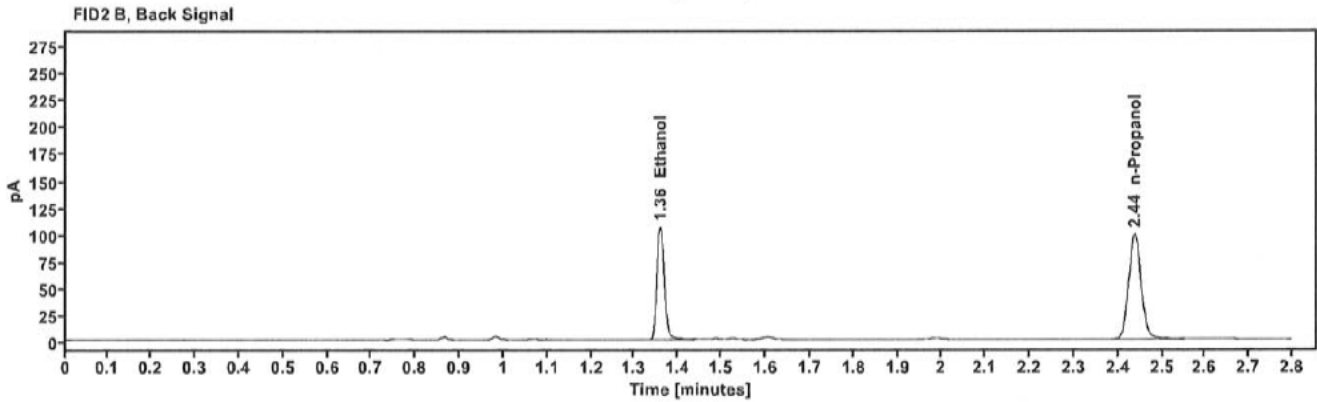
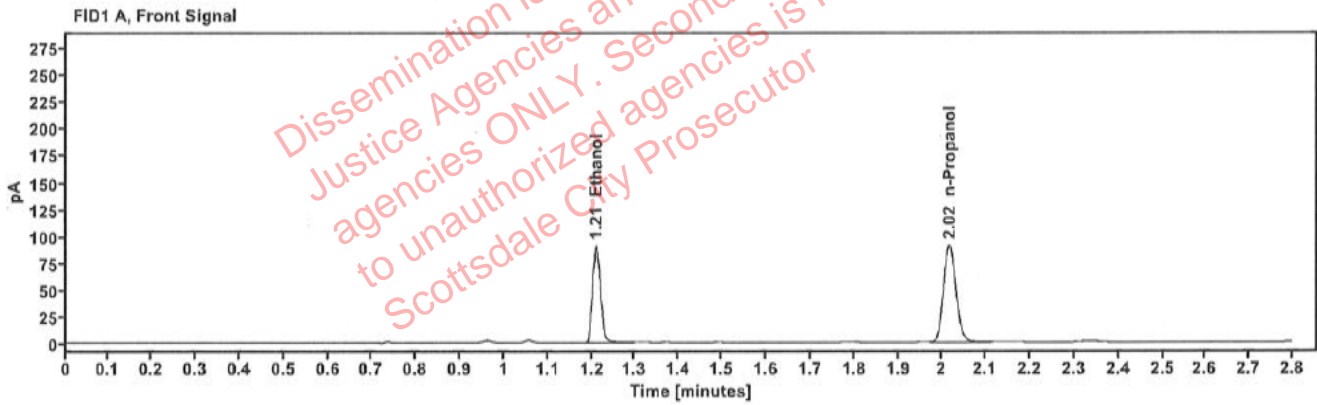


Table 1: FID 1 A (column DB-ALC1)

Compound	Amount (g/100mL)	Time (min)	Peak Area
>Ethanol	0.1822	1.210	115.946
n-Propanol	-----	2.016	182.417

Table 2: FID 2 B (column DB-ALC2)

Compound	Time (min)	Peak Area
Ethanol	1.358	127.482
n-Propanol	2.437	196.978

Scottsdale Police Department Crime Lab Volatiles Analysis

Sample:	2401939-2	Vial:	44
Description:	[REDACTED]	LIMS ID:	[REDACTED]
Method:	ethanol quant.M	Sequence:	06Feb24
Instrument:	US14173023 CN14160045	Injection date:	2/6/2024 4:24:32 PM
Data file:	C:\Chem32\1\Data\06Feb24\44.D	Analyst:	Canonico

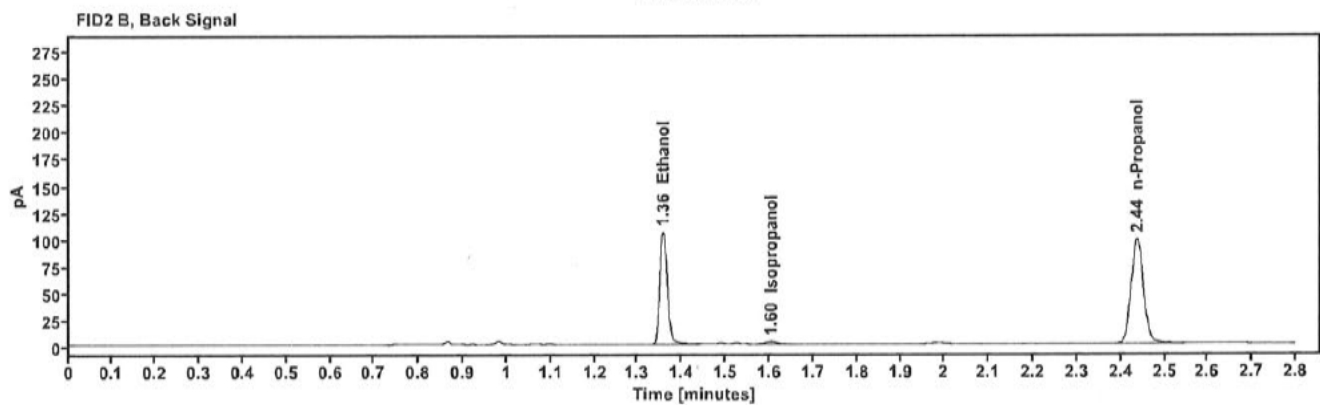
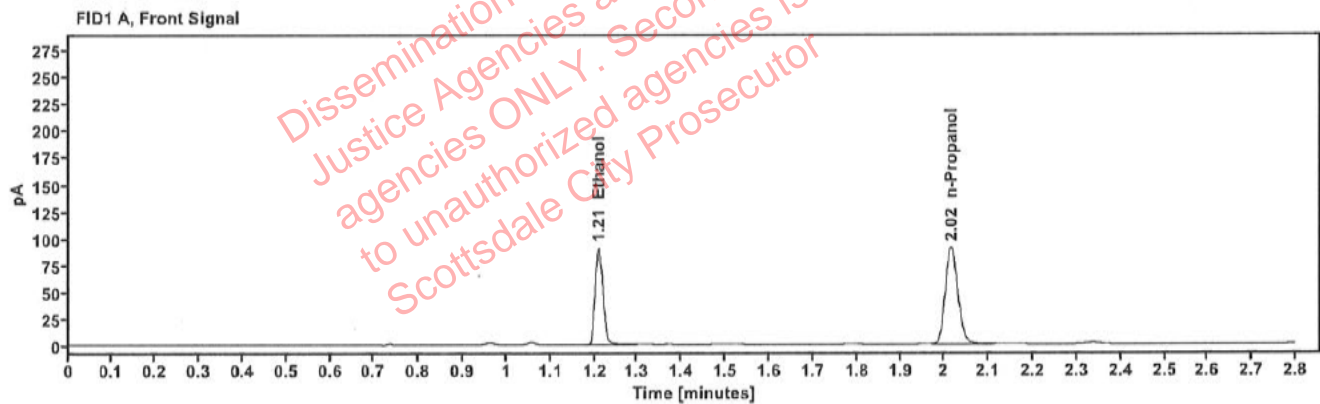


Table 1: FID 1 A (column DB-ALC1)

Compound	Amount (g/100mL)	Time (min)	Peak Area
>Ethanol	0.1820	1.210	115.291
n-Propanol	-----	2.016	181.576

Table 2: FID 2 B (column DB-ALC2)

Compound	Time (min)	Peak Area
Ethanol	1.357	126.924
Isopropanol	1.603	3.804
n-Propanol	2.437	195.729

Scottsdale Police Department Crime Lab Volatiles Analysis

Sample:	2402039-2	Vial:	45
Description:	[REDACTED]	LIMS ID:	[REDACTED]
Method:	ethanol quant.M	Sequence:	06Feb24
Instrument:	US14173023 CN14160045	Injection date:	2/6/2024 4:28:32 PM
Data file:	C:\Chem32\1\Data\06Feb24\45.D	Analyst:	Canonico

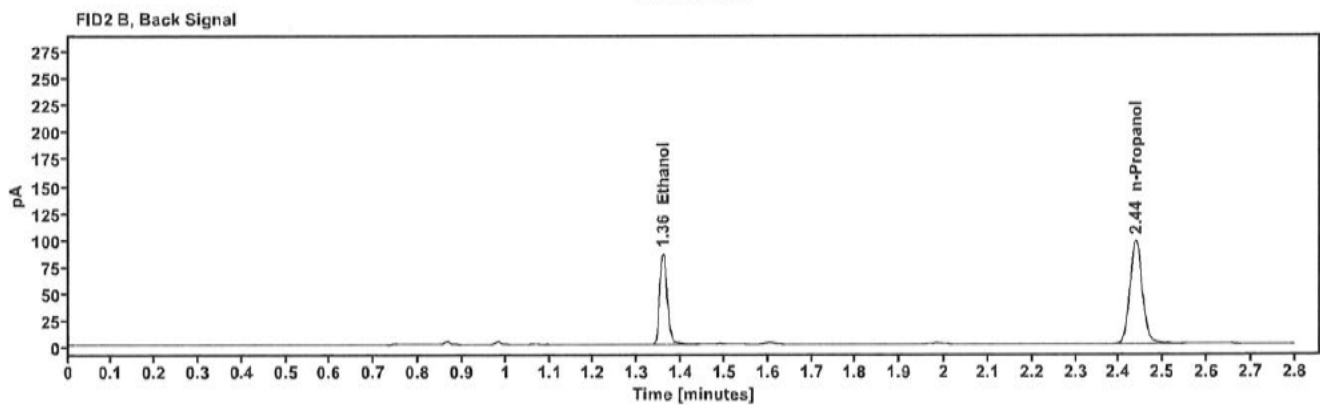
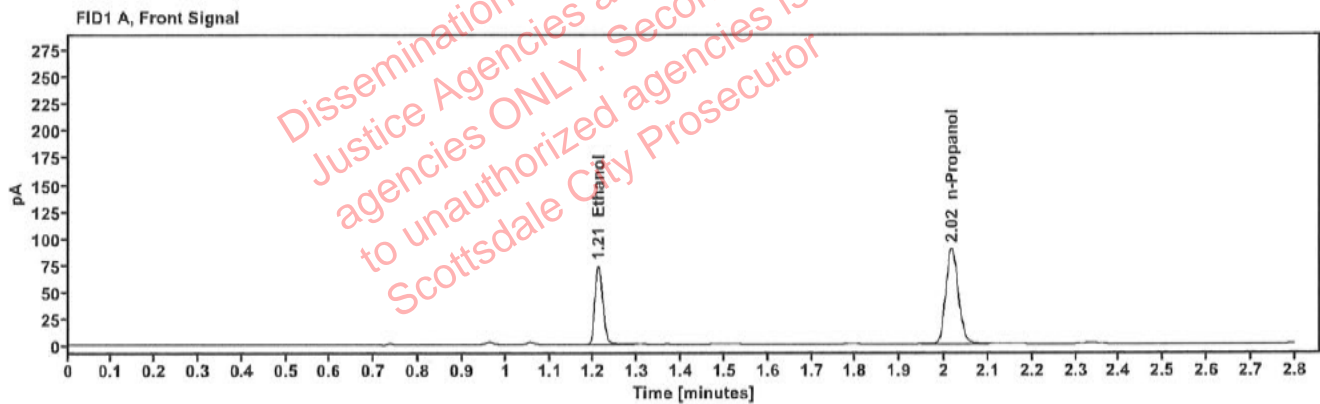


Table 1: FID 1 A (column DB-ALC1)

Compound	Amount (g/100mL)	Time (min)	Peak Area
>Ethanol	0.1503	1.211	93.814
n-Propanol	-----	2.017	179.272

Table 2: FID 2 B (column DB-ALC2)

Compound	Time (min)	Peak Area
Ethanol	1.359	103.363
n-Propanol	2.438	192.949

Scottsdale Police Department Crime Lab Volatiles Analysis

Sample:	2402039-2	Vial:	46
Description:	[REDACTED]	LIMS ID:	[REDACTED]
Method:	ethanol quant.M	Sequence:	06Feb24
Instrument:	US14173023 CN14160045	Injection date:	2/6/2024 4:32:31 PM
Data file:	C:\Chem32\1\Data\06Feb24\46.D	Analyst:	Canonico

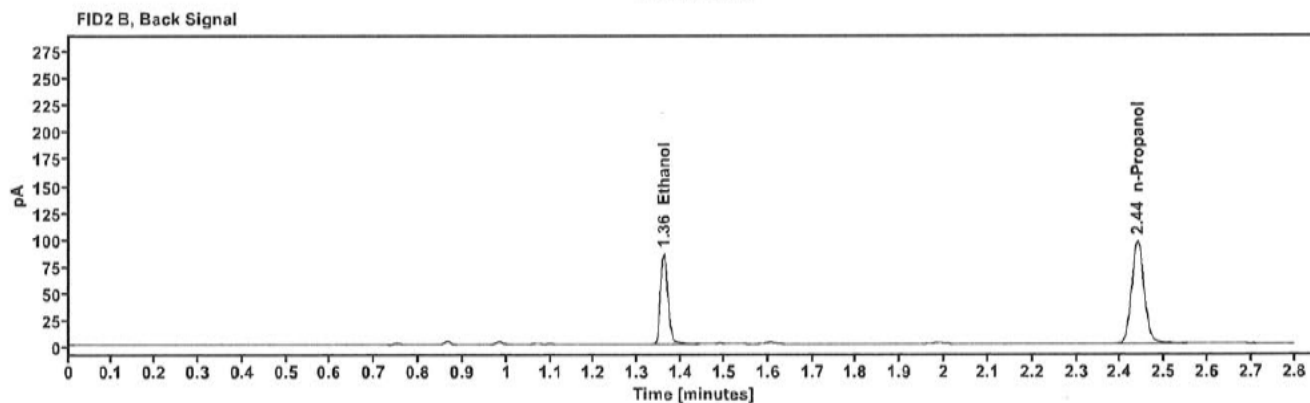
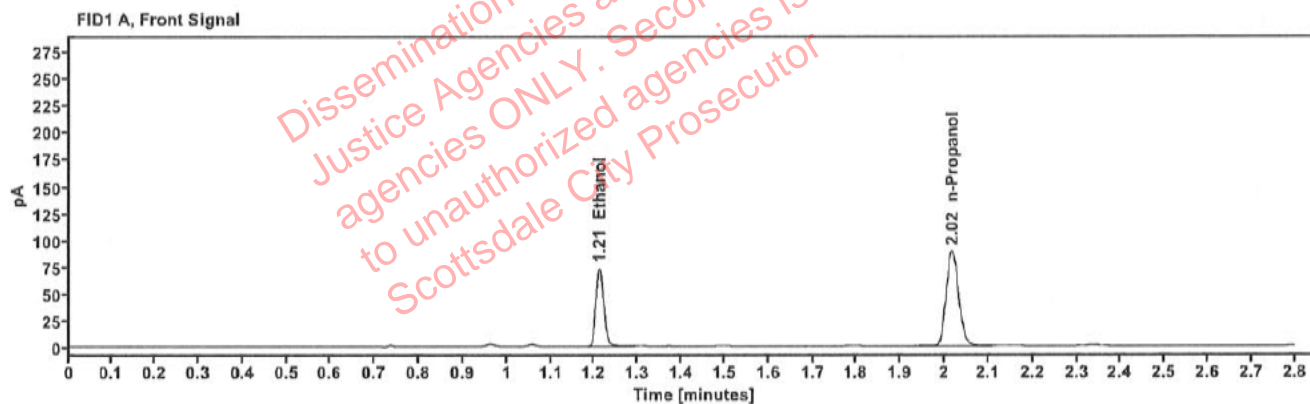


Table 1: FID 1 A (column DB-ALC1)

Compound	Amount (g/100mL)	Time (min)	Peak Area
>Ethanol	0.1507	1.211	93.718
n-Propanol	-----	2.017	178.556

Table 2: FID 2 B (column DB-ALC2)

Compound	Time (min)	Peak Area
Ethanol	1.360	103.160
n-Propanol	2.439	192.533

Scottsdale Police Department Crime Lab Volatiles Analysis

Sample:	2402025-2	Vial:	47
Description:	[REDACTED]	LIMS ID:	[REDACTED]
Method:	ethanol quant.M	Sequence:	06Feb24
Instrument:	US14173023 CN14160045	Injection date:	2/6/2024 4:36:31 PM
Data file:	C:\Chem32\1\Data\06Feb24\47.D	Analyst:	Canonico

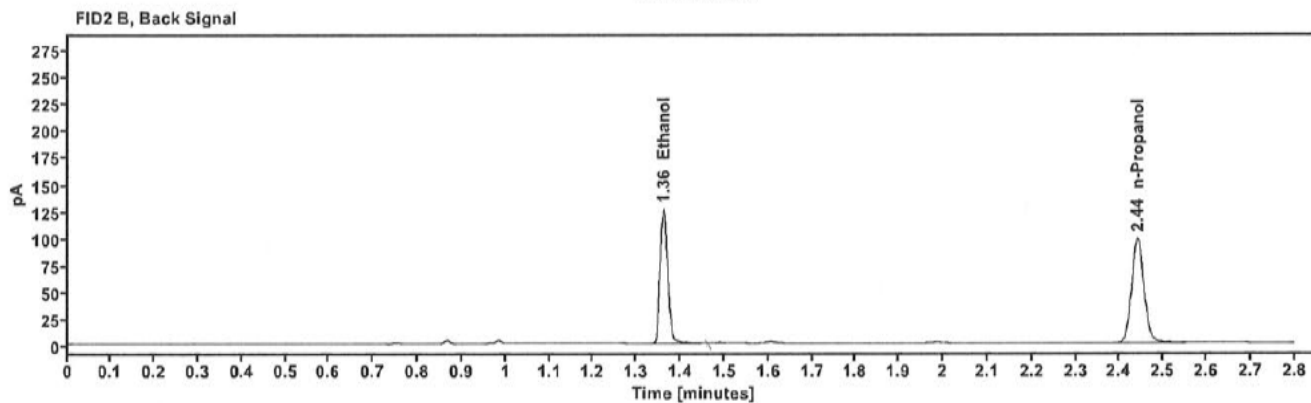
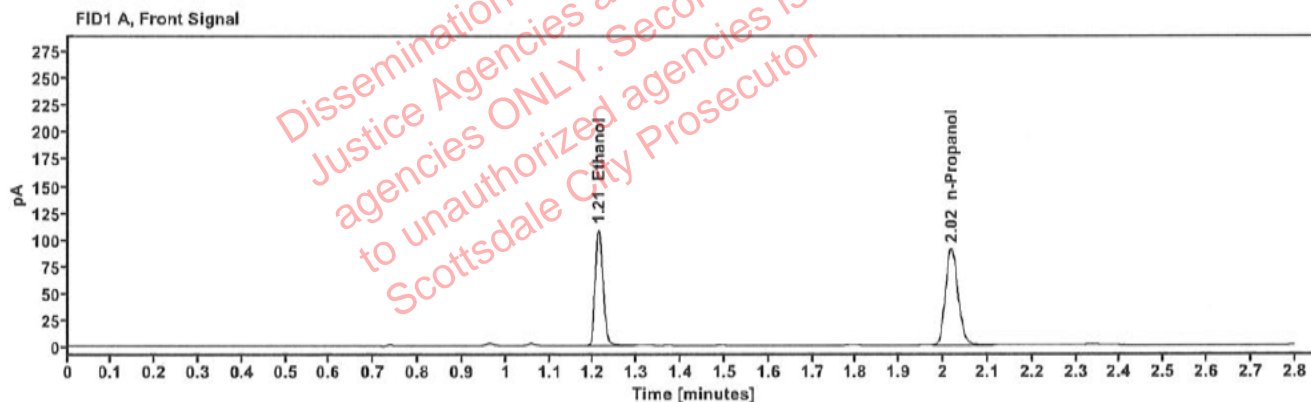


Table 1: FID 1 A (column DB-ALC1)

Compound	Amount (g/100mL)	Time (min)	Peak Area
>Ethanol	0.2205	1.212	139.493
n-Propanol	-----	2.018	181.006

Table 2: FID 2 B (column DB-ALC2)

Compound	Time (min)	Peak Area
Ethanol	1.361	153.753
n-Propanol	2.440	195.828

Scottsdale Police Department Crime Lab Volatiles Analysis

Sample:	2402025-2	Vial:	48
Description:	[REDACTED]	LIMS ID:	[REDACTED]
Method:	ethanol quant.M	Sequence:	06Feb24
Instrument:	US14173023 CN14160045	Injection date:	2/6/2024 4:40:32 PM
Data file:	C:\Chem32\1\Data\06Feb24\48.D	Analyst:	Canonico

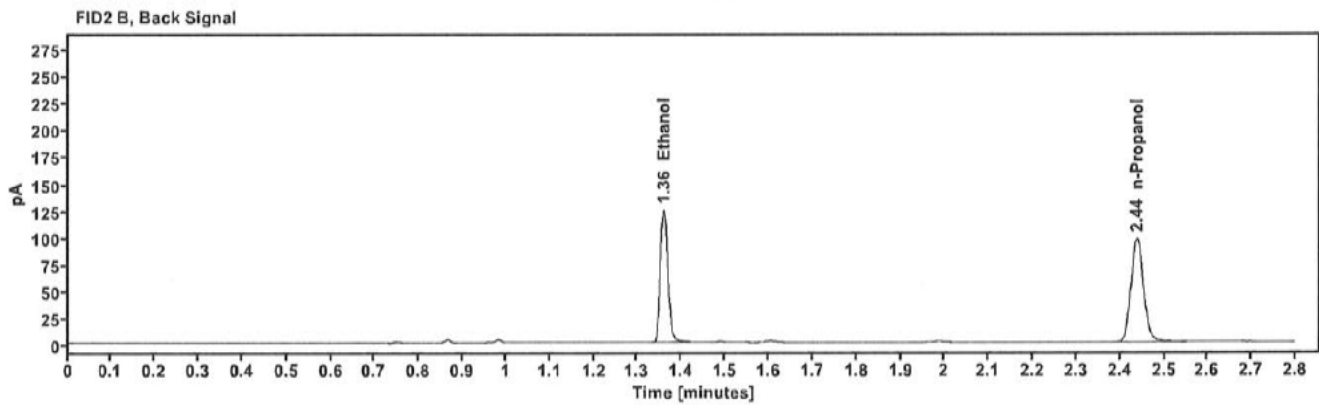
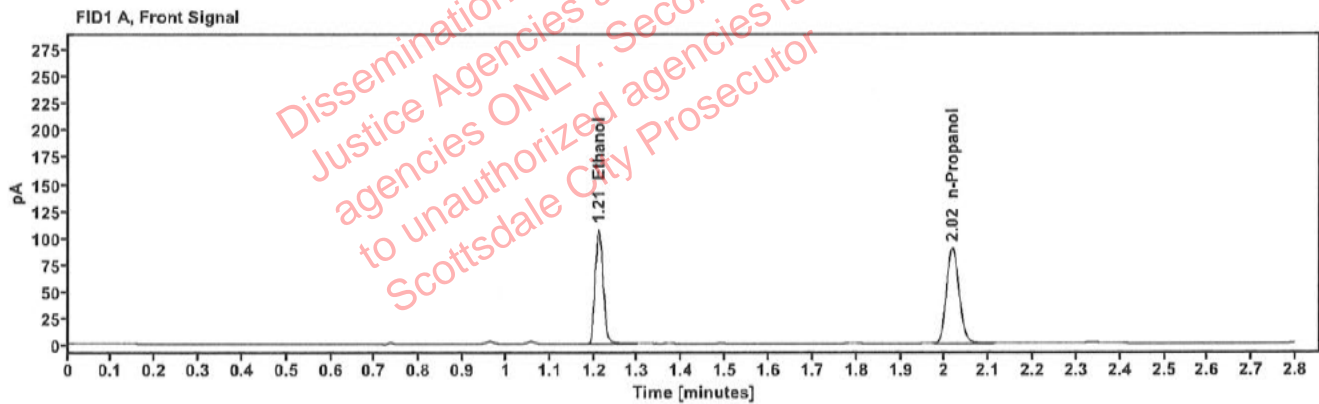


Table 1: FID 1 A (column DB-ALC1)

Compound	Amount (g/100mL)	Time (min)	Peak Area
>Ethanol	0.2196	1.211	137.503
n-Propanol	-----	2.017	179.209

Table 2: FID 2 B (column DB-ALC2)

Compound	Time (min)	Peak Area
Ethanol	1.359	151.536
n-Propanol	2.439	193.769

Scottsdale Police Department Crime Lab Volatiles Analysis

Sample:	2402043-2	Vial:	49
Description:	[REDACTED]	LIMS ID:	[REDACTED]
Method:	ethanol quant.M	Sequence:	06Feb24
Instrument:	US14173023 CN14160045	Injection date:	2/6/2024 4:44:46 PM
Data file:	C:\Chem32\1\Data\06Feb24\49.D	Analyst:	Canonico

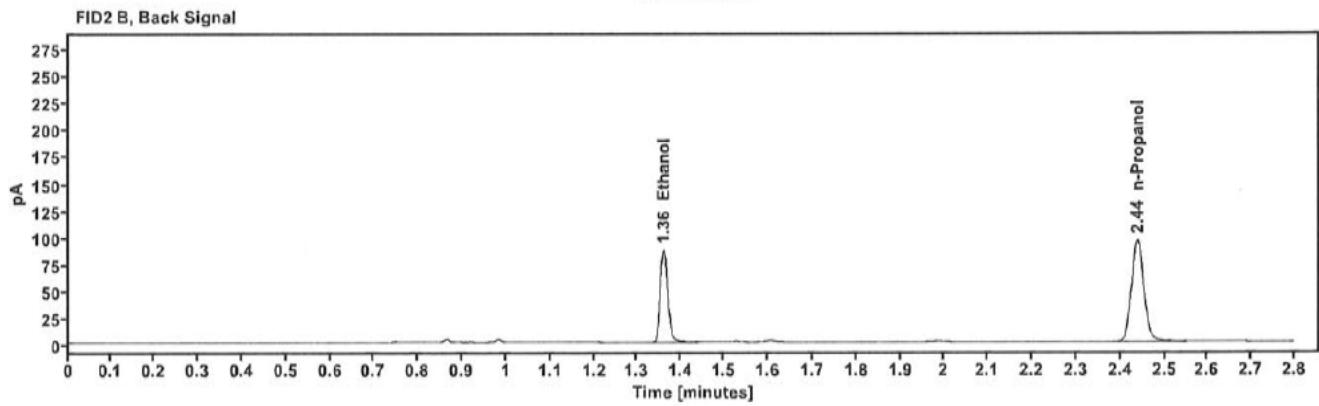
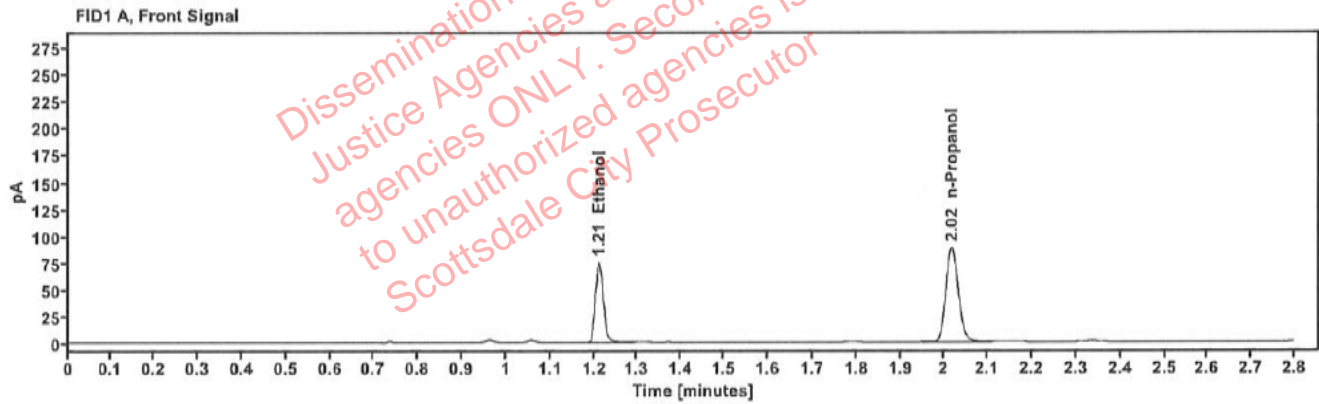


Table 1: FID 1 A (column DB-ALC1)

Compound	Amount (g/100mL)	Time (min)	Peak Area
>Ethanol	0.1556	1.211	96.104
n-Propanol	-----	2.017	177.312

Table 2: FID 2 B (column DB-ALC2)

Compound	Time (min)	Peak Area
Ethanol	1.360	105.610
n-Propanol	2.439	190.944

Scottsdale Police Department Crime Lab Volatiles Analysis

Sample:	2402043-2	Vial:	50
Description:	[REDACTED]	LIMS ID:	[REDACTED]
Method:	ethanol quant.M	Sequence:	06Feb24
Instrument:	US14173023 CN14160045	Injection date:	2/6/2024 4:48:47 PM
Data file:	C:\Chem32\1\Data\06Feb24\50.D	Analyst:	Canonico

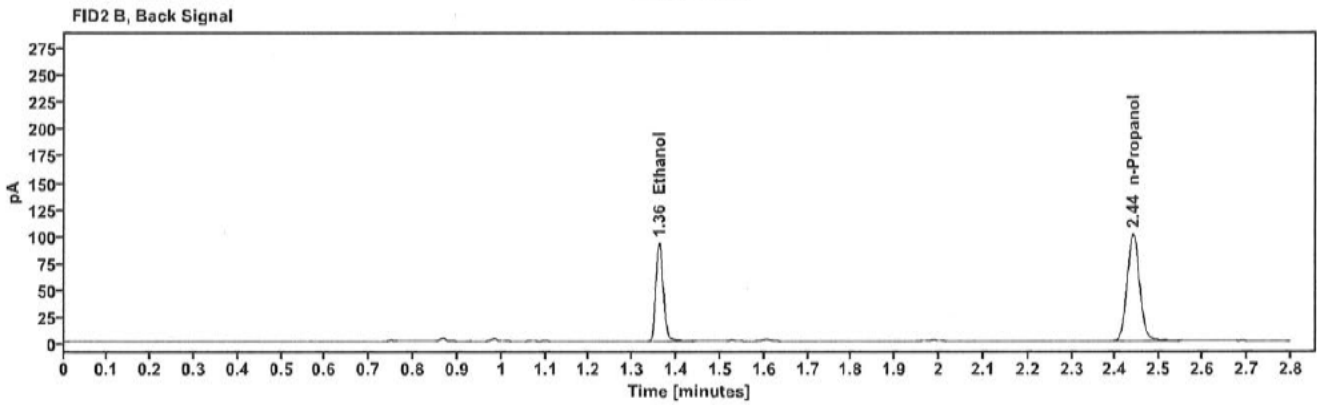
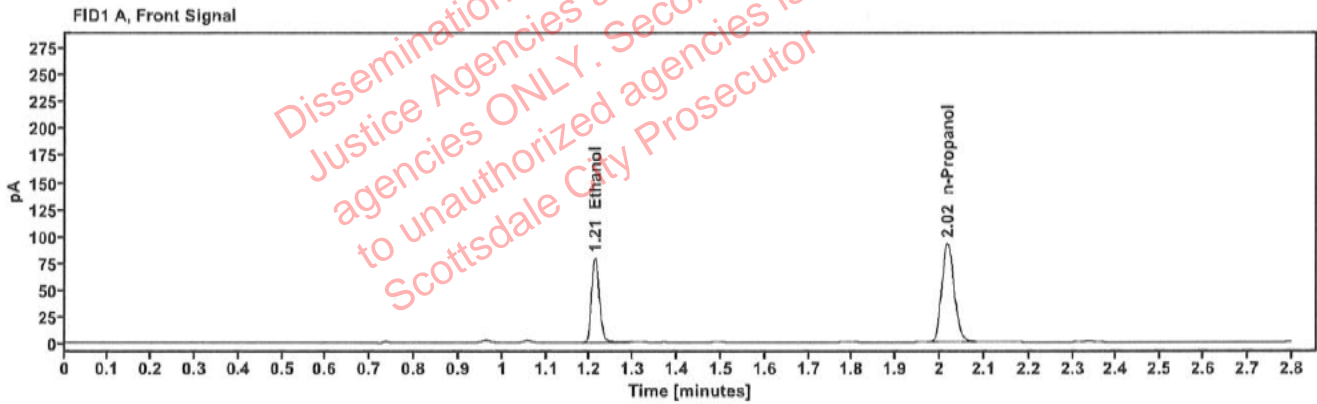


Table 1: FID 1 A (column DB-ALC1)

Compound	Amount (g/100mL)	Time (min)	Peak Area
>Ethanol	0.1583	1.212	101.251
n-Propanol	-----	2.018	183.573

Table 2: FID 2 B (column DB-ALC2)

Compound	Time (min)	Peak Area
Ethanol	1.360	111.389
n-Propanol	2.439	199.635

Scottsdale Police Department Crime Lab Volatiles Analysis

Sample:	2402111-1	Vial:	51
Description:	[REDACTED]	LIMS ID:	[REDACTED]
Method:	ethanol quant.m	Sequence:	06Feb24
Instrument:	US14173023 CN14160045	Injection date:	2/6/2024 4:52:46 PM
Data file:	C:\Chem32\1\Data\06Feb24\51.D	Analyst:	Canonico

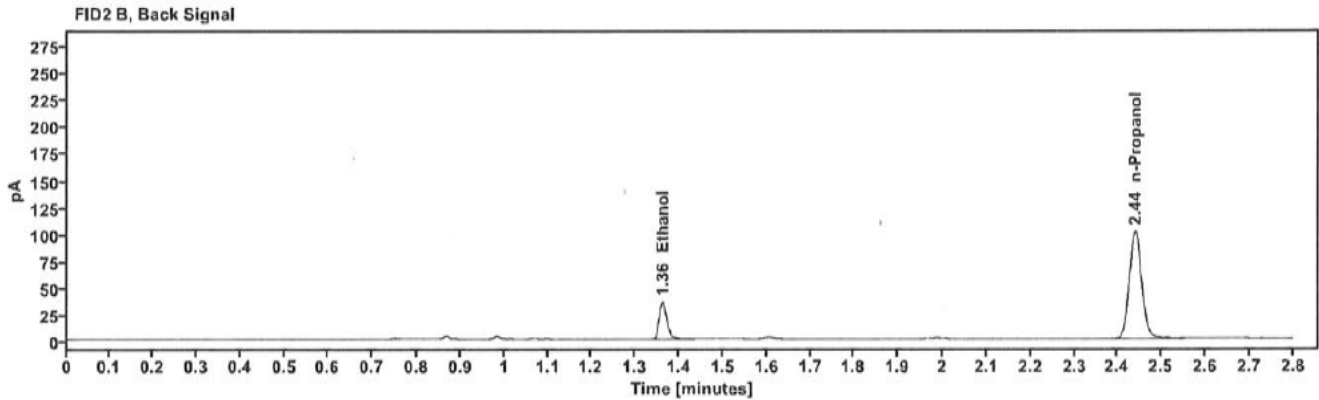
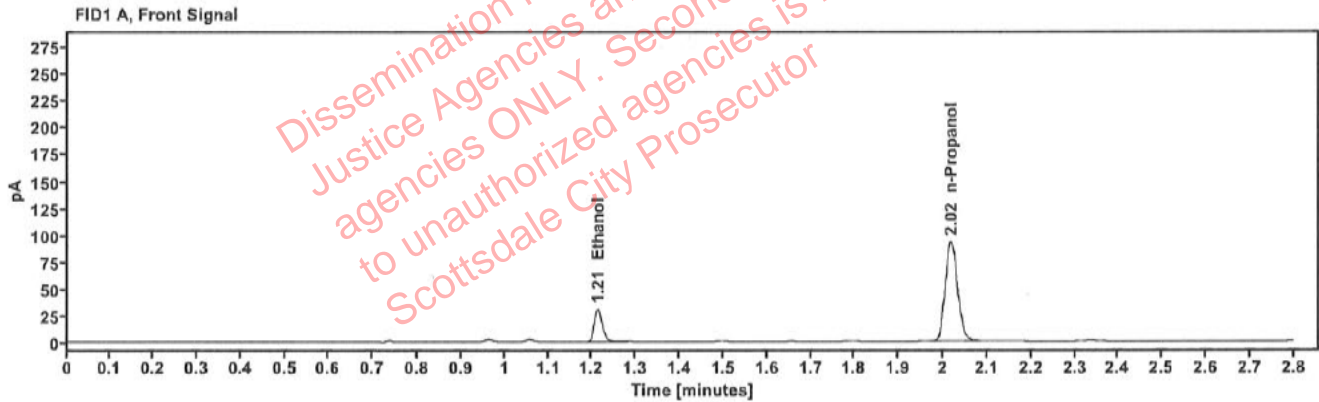


Table 1: FID 1 A (column DB-ALC1)

Compound	Amount (g/100mL)	Time (min)	Peak Area
>Ethanol	0.0623	1.213	39.551
n-Propanol	-----	2.018	185.183

Table 2: FID 2 B (column DB-ALC2)

Compound	Time (min)	Peak Area
Ethanol	1.362	44.112
n-Propanol	2.440	201.394

Scottsdale Police Department Crime Lab Volatiles Analysis

Sample:	2402111-1	Vial:	52
Description:	[REDACTED]	LIMS ID:	[REDACTED]
Method:	ethanol quant.M	Sequence:	06Feb24
Instrument:	US14173023 CN14160045	Injection date:	2/6/2024 4:56:47 PM
Data file:	C:\Chem32\1\Data\06Feb24\52.D	Analyst:	Canonico

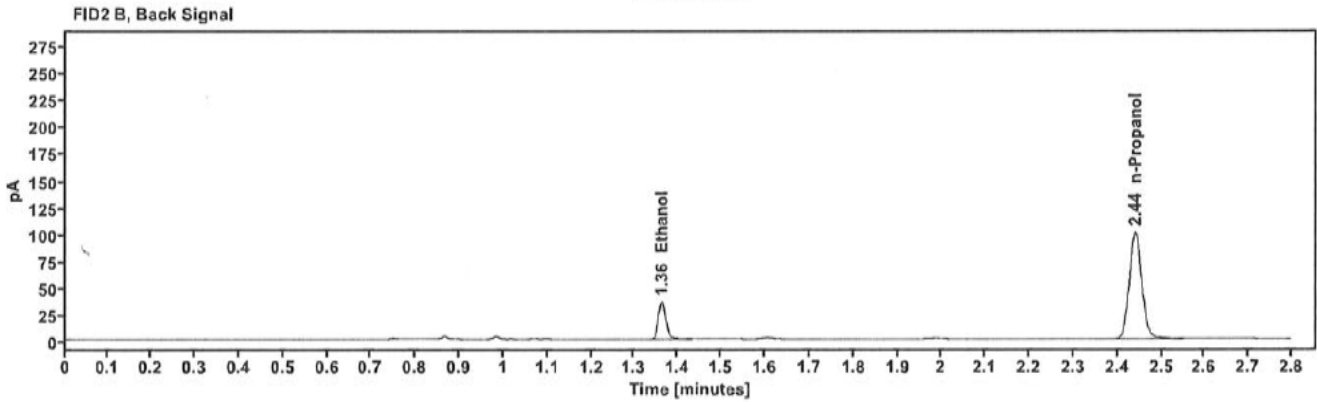
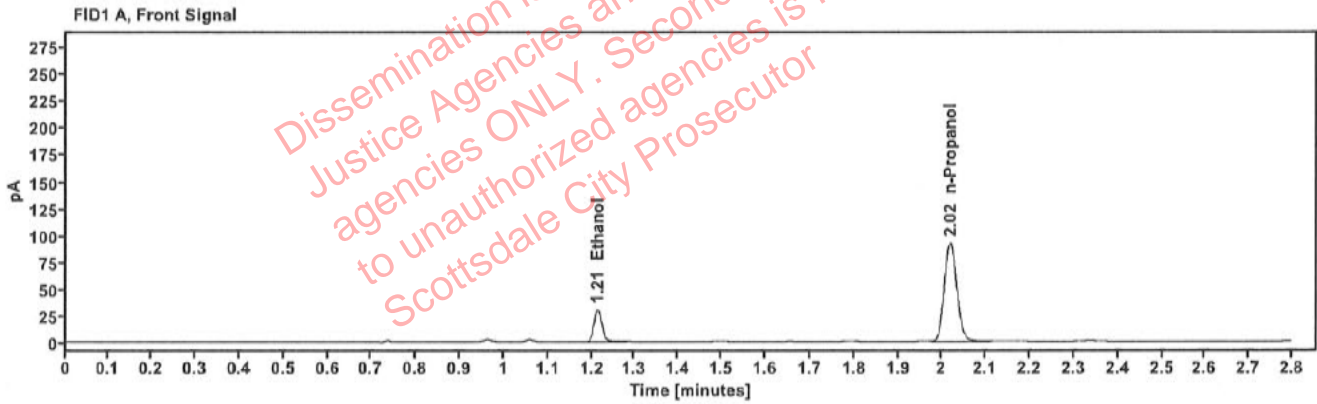


Table 1: FID 1 A (column DB-ALC1)

Compound	Amount (g/100mL)	Time (min)	Peak Area
>Ethanol	0.0620	1.213	39.384
n-Propanol	-----	2.018	185.302

Table 2: FID 2 B (column DB-ALC2)

Compound	Time (min)	Peak Area
Ethanol	1.362	43.897
n-Propanol	2.441	199.998

Scottsdale Police Department Crime Lab Volatiles Analysis

Sample:	2402104-2	Vial:	54
Description:	[REDACTED]	LIMS ID:	[REDACTED]
Method:	ethanol quant.M	Sequence:	06Feb24
Instrument:	US14173023 CN14160045	Injection date:	2/6/2024 5:04:46 PM
Data file:	C:\Chem32\1\Data\06Feb24\54.D	Analyst:	Canonico

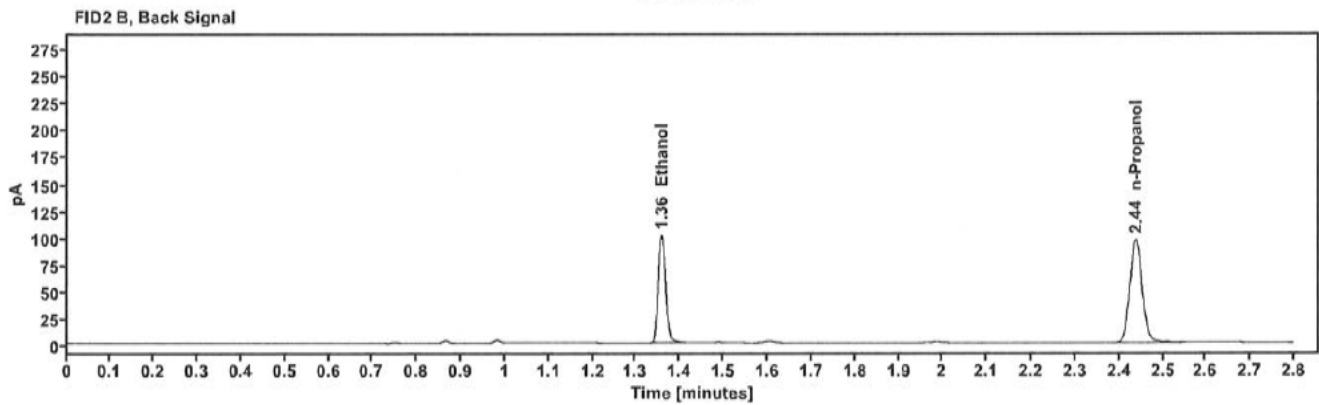
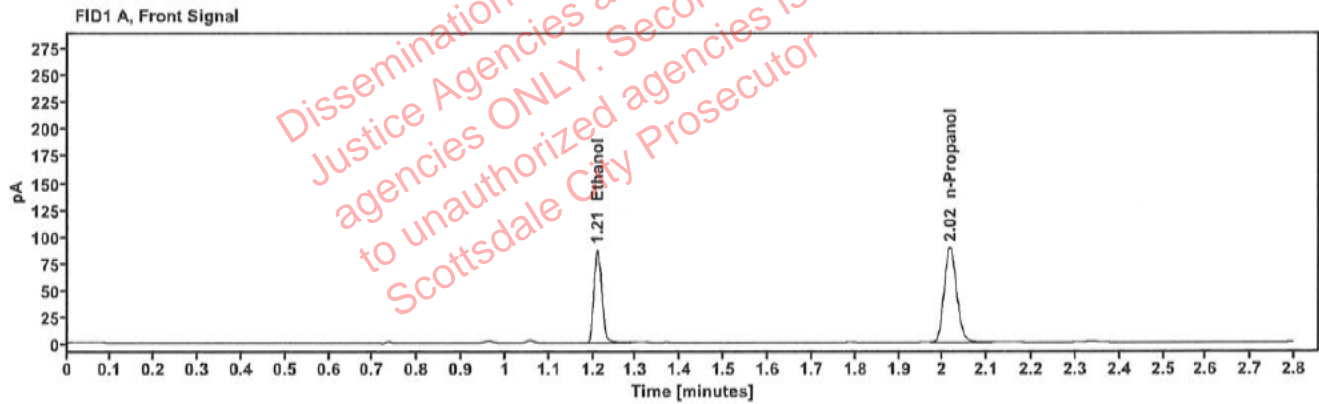


Table 1: FID 1 A (column DB-ALC1)

Compound	Amount (g/100mL)	Time (min)	Peak Area
>Ethanol	0.1783	1.210	110.689
n-Propanol	-----	2.016	177.997

Table 2: FID 2 B (column DB-ALC2)

Compound	Time (min)	Peak Area
Ethanol	1.358	121.828
n-Propanol	2.437	192.326

Scottsdale Police Department Crime Lab Volatiles Analysis

Sample:	2402104-2	Vial:	55
Description:	[REDACTED]	LIMS ID:	[REDACTED]
Method:	ethanol quant.M	Sequence:	06Feb24
Instrument:	US14173023 CN14160045	Injection date:	2/6/2024 5:09:01 PM
Data file:	C:\Chem32\1\Data\06Feb24\55.D	Analyst:	Canonico

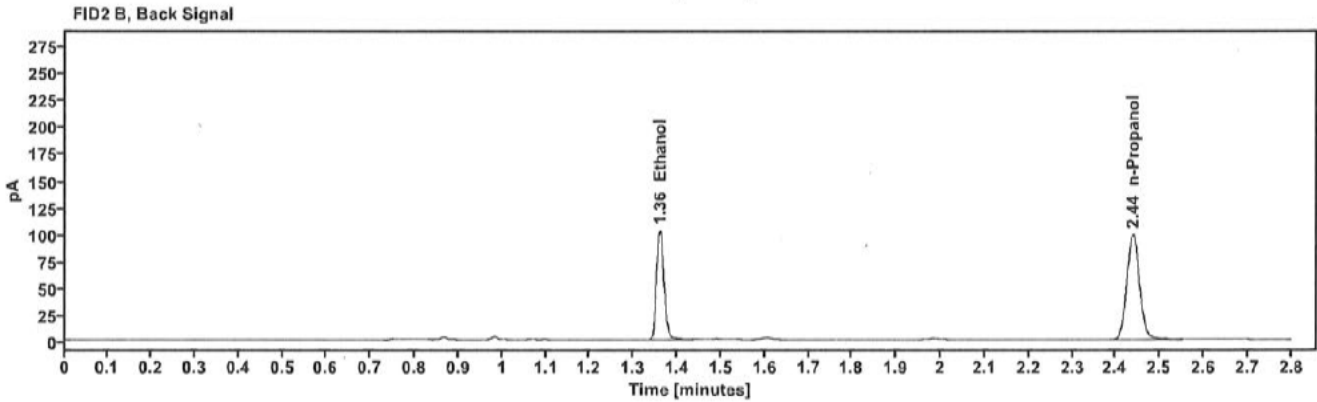
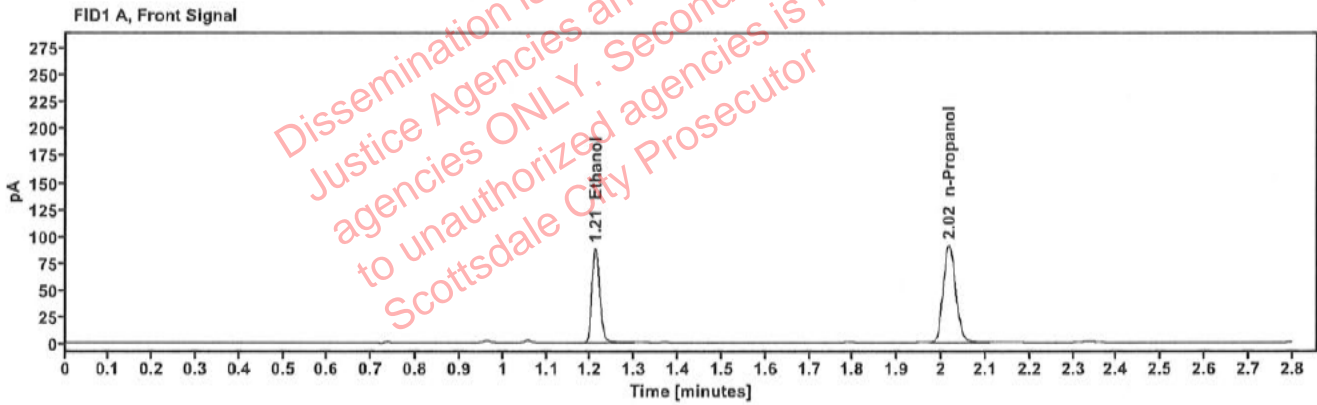


Table 1: FID 1 A (column DB-ALC1)

Compound	Amount (g/100mL)	Time (min)	Peak Area
>Ethanol	0.1775	1.211	112.872
n-Propanol	-----	2.017	182.335

Table 2: FID 2 B (column DB-ALC2)

Compound	Time (min)	Peak Area
Ethanol	1.359	123.945
n-Propanol	2.438	196.852

Scottsdale Police Department Crime Lab Volatiles Analysis

Sample:	2315019-2	Vial:	56
Description:	[REDACTED]	LIMS ID:	[REDACTED]
Method:	ethanol quant.mv	Sequence:	06Feb24
Instrument:	US14173023 CN14160045	Injection date:	2/6/2024 5:13:02 PM
Data file:	C:\Chem32\1\Data\06Feb24\56.D	Analyst:	Canonico

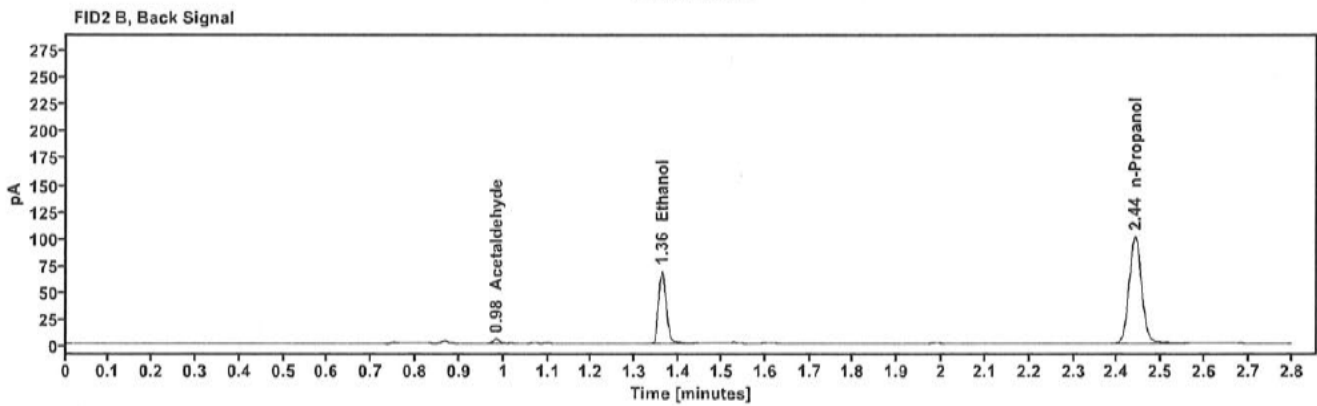
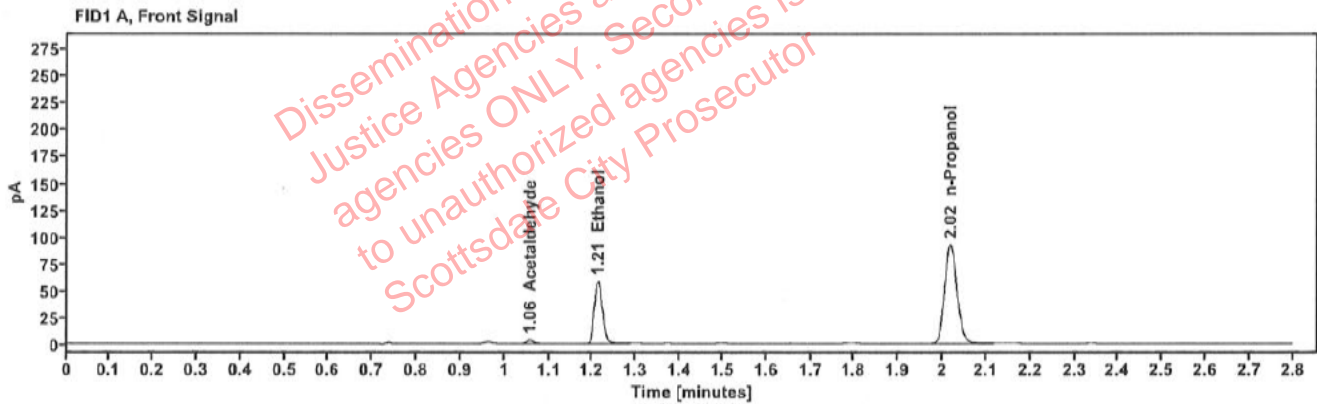


Table 1: FID 1 A (column DB-ALC1)

Compound	Amount (g/100mL)	Time (min)	Peak Area
Acetaldehyde	-----	1.057	3.787
>Ethanol	0.1177	1.213	75.459
n-Propanol	-----	2.018	184.607

Table 2: FID 2 B (column DB-ALC2)

Compound	Time (min)	Peak Area
Acetaldehyde	0.983	4.174
Ethanol	1.361	82.619
n-Propanol	2.440	200.266

Scottsdale Police Department Crime Lab Volatiles Analysis

Sample:	2315019-2	Vial:	57
Description:	[REDACTED]	LIMS ID:	[REDACTED]
Method:	ethanol quant.M	Sequence:	06Feb24
Instrument:	US14173023 CN14160045	Injection date:	2/6/2024 5:17:01 PM
Data file:	C:\Chem32\1\Data\06Feb24\57.D	Analyst:	Canonico

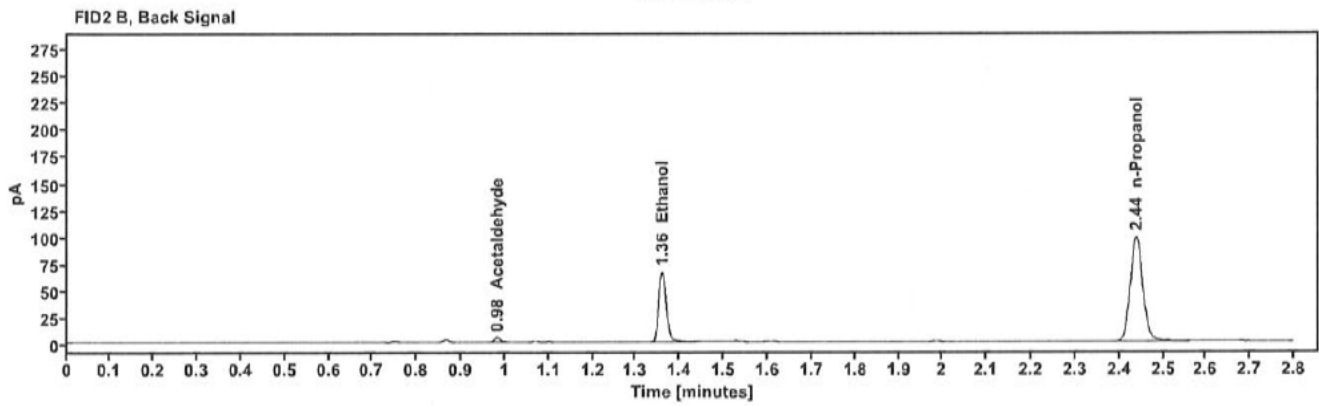
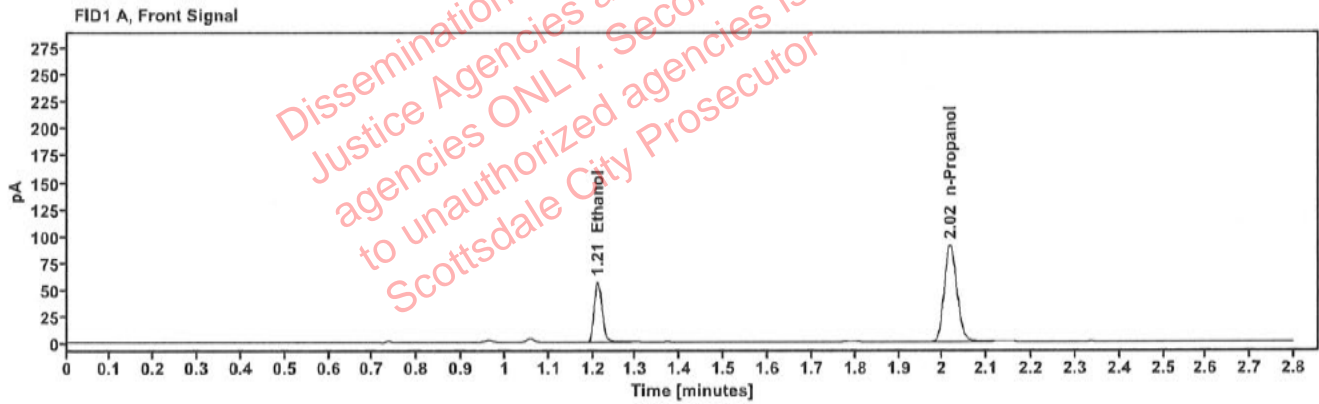


Table 1: FID 1 A (column DB-ALC1)

Compound	Amount (g/100mL)	Time (min)	Peak Area
>Ethanol	0.1162	1.211	72.841
n-Propanol	-----	2.017	180.577

Table 2: FID 2 B (column DB-ALC2)

Compound	Time (min)	Peak Area
Acetaldehyde	0.982	4.208
Ethanol	1.359	79.626
n-Propanol	2.438	196.288

Scottsdale Police Department Crime Lab Volatiles Analysis

Sample:	2402091-1	Vial:	58
Description:	[REDACTED]	LIMS ID:	[REDACTED]
Method:	ethanol quant.M	Sequence:	06Feb24
Instrument:	US14173023 CN14160045	Injection date:	2/6/2024 5:21:01 PM
Data file:	C:\Chem32\1\Data\06Feb24\58.D	Analyst:	Canonico

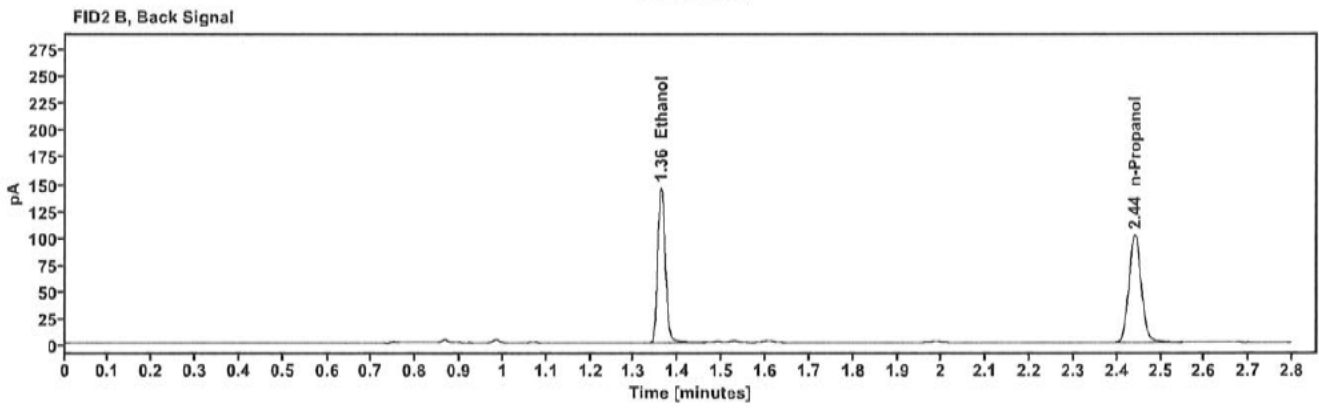
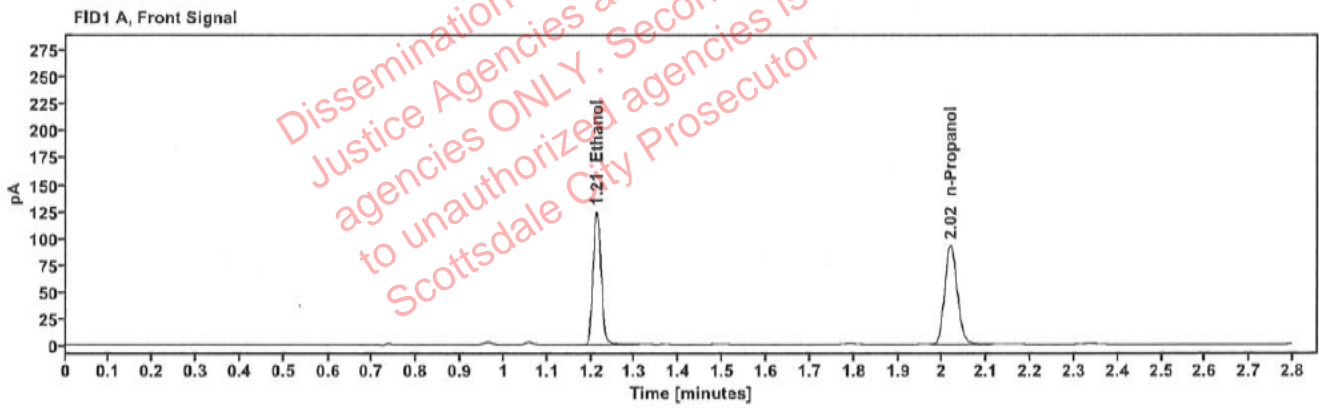


Table 1: FID 1 A (column DB-ALC1)

Compound	Amount (g/100mL)	Time (min)	Peak Area
>Ethanol	0.2461	1.212	160.375
n-Propanol	-----	2.018	186.368

Table 2: FID 2 B (column DB-ALC2)

Compound	Time (min)	Peak Area
Ethanol	1.361	177.743
n-Propanol	2.441	200.888

Scottsdale Police Department Crime Lab Volatiles Analysis

Sample:	2402091-1	Vial:	59
Description:	[REDACTED]	LIMS ID:	[REDACTED]
Method:	ethanol quant.M	Sequence:	06Feb24
Instrument:	US14173023 CN14160045	Injection date:	2/6/2024 5:25:01 PM
Data file:	C:\Chem32\1\Data\06Feb24\59.D	Analyst:	Canonico

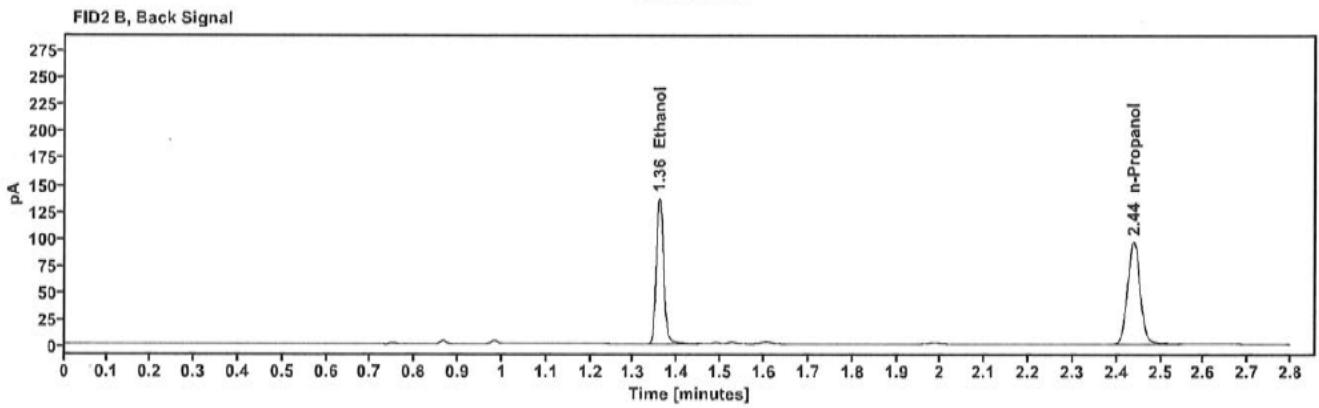
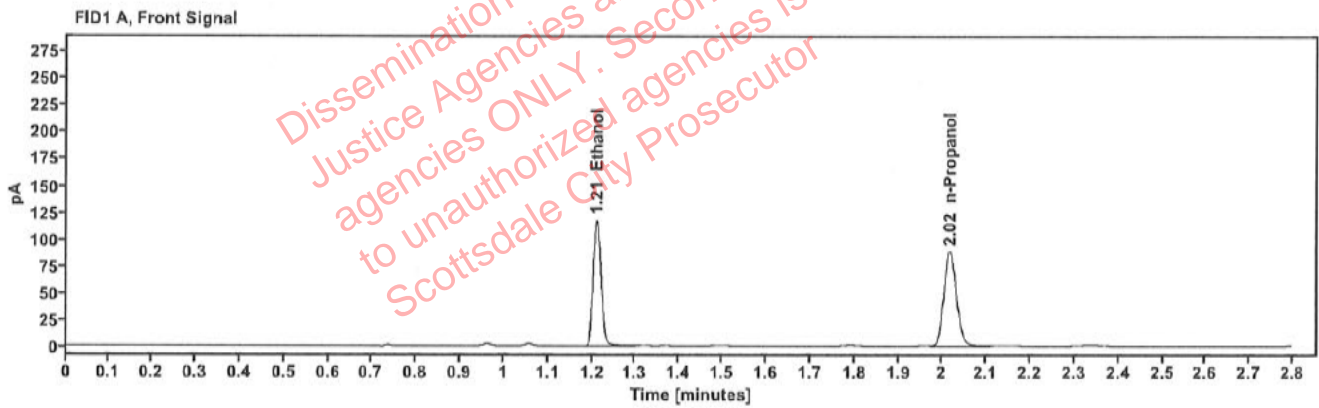


Table 1: FID 1 A (column DB-ALC1)

Compound	Amount (g/100mL)	Time (min)	Peak Area
>Ethanol	0.2426	1.211	150.104
n-Propanol	-----	2.017	176.940

Table 2: FID 2 B (column DB-ALC2)

Compound	Time (min)	Peak Area
Ethanol	1.359	166.139
n-Propanol	2.438	191.164

Scottsdale Police Department Crime Lab Volatiles Analysis

Sample:	2402181-1	Vial:	60
Description:	[REDACTED]	LIMS ID:	[REDACTED]
Method:	ethanol quant.M	Sequence:	06Feb24
Instrument:	US14173023 CN14160045	Injection date:	2/6/2024 5:29:02 PM
Data file:	C:\Chem32\1\Data\06Feb24\60.D	Analyst:	Canonico

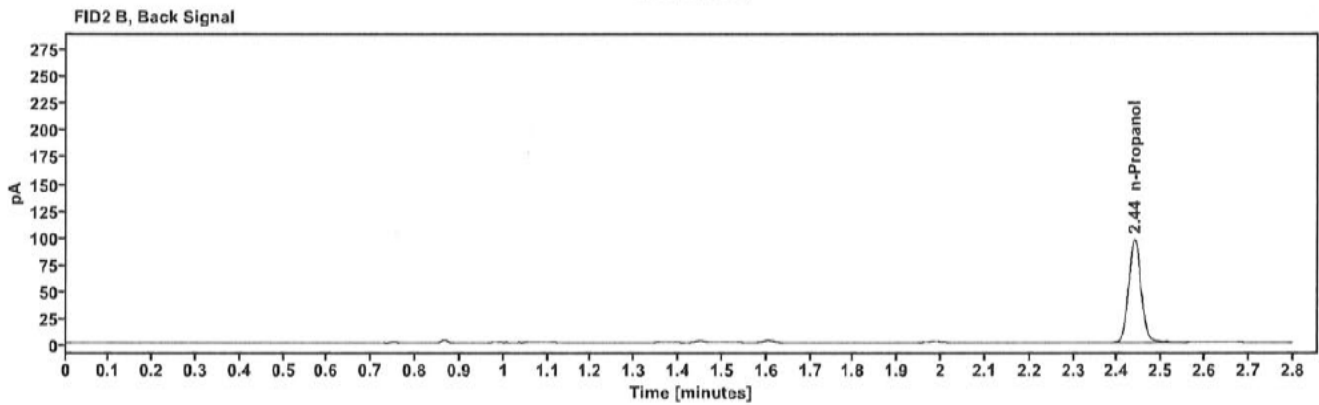
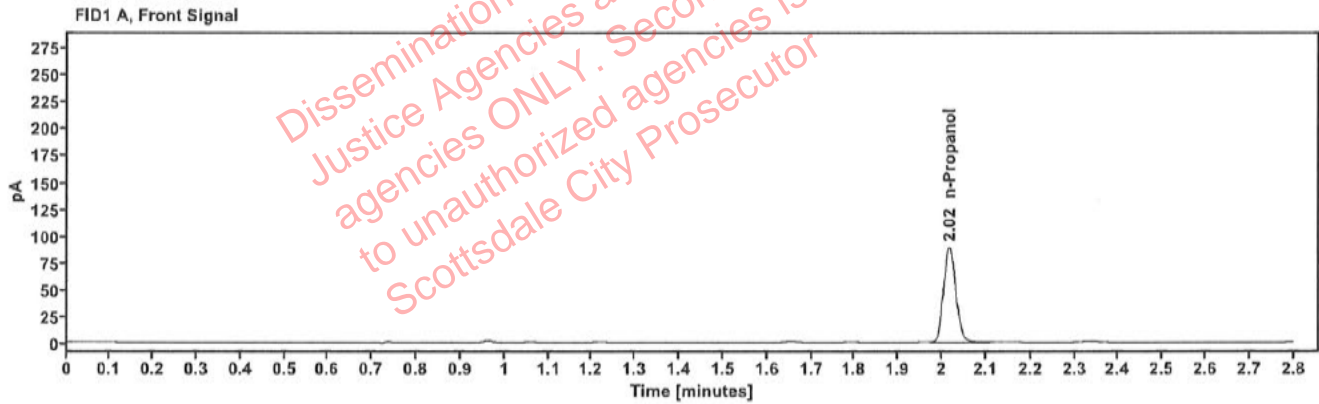


Table 1: FID 1 A (column DB-ALC1)

Compound	Amount (g/100mL)	Time (min)	Peak Area
n-Propanol	-----	2.017	177.946

Table 2: FID 2 B (column DB-ALC2)

Compound	Time (min)	Peak Area
n-Propanol	2.438	192.831

Scottsdale Police Department Crime Lab Volatiles Analysis

Sample:	2402181-1	Vial:	61
Description:	[REDACTED]	LIMS ID:	[REDACTED]
Method:	ethanol quant.M	Sequence:	06Feb24
Instrument:	US14173023 CN14160045	Injection date:	2/6/2024 5:33:17 PM
Data file:	C:\Chem32\1\Data\06Feb24\61.D	Analyst:	Canonico

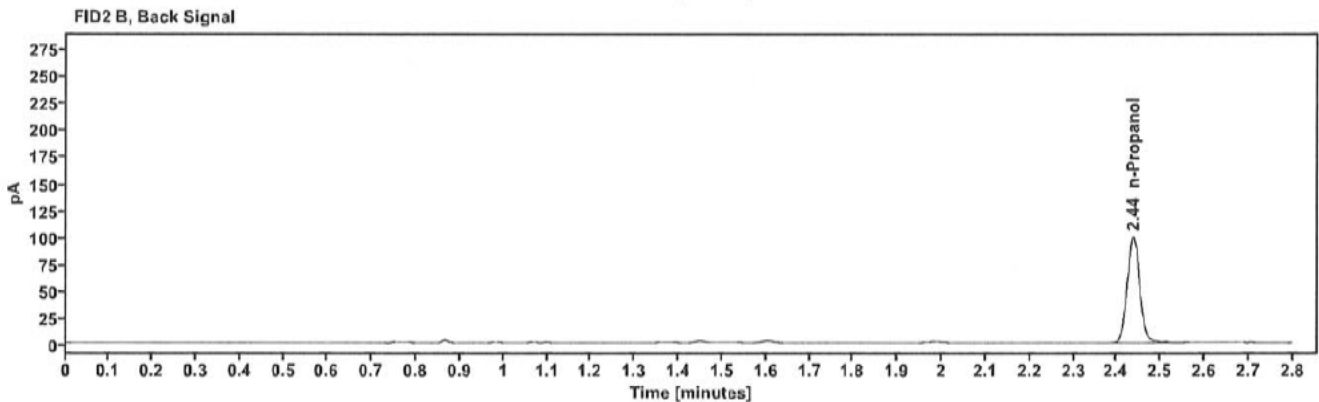
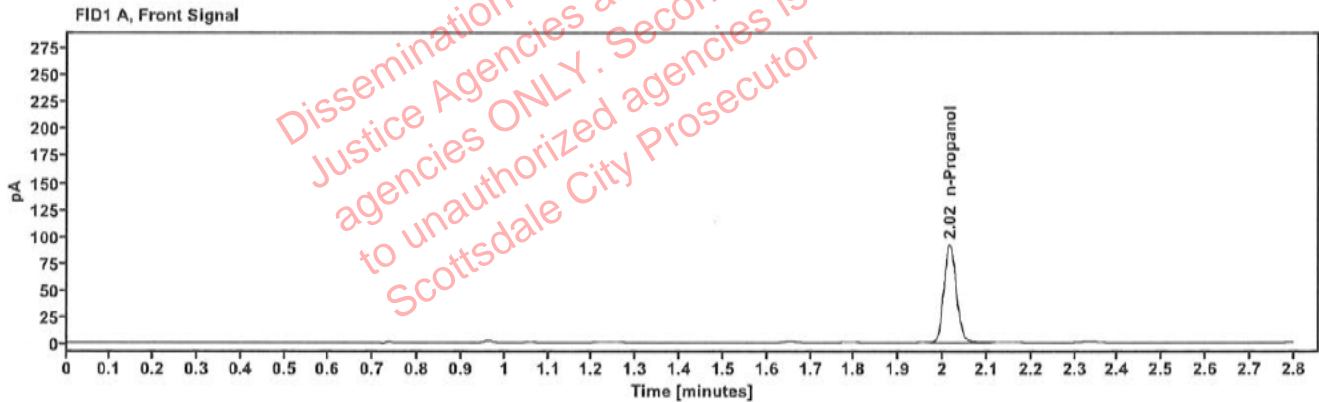


Table 1: FID 1 A (column DB-ALC1)

Compound	Amount (g/100mL)	Time (min)	Peak Area
n-Propanol	-----	2.016	183.435

Table 2: FID 2 B (column DB-ALC2)

Compound	Time (min)	Peak Area
n-Propanol	2.437	198.343

Scottsdale Police Department Crime Lab Volatiles Analysis

Sample:	2322211-1	Vial:	62
Description:	[REDACTED]	LIMS ID:	[REDACTED]
Method:	ethanol quant.M	Sequence:	06Feb24
Instrument:	US14173023 CN14160045	Injection date:	2/6/2024 5:37:16 PM
Data file:	C:\Chem32\1\Data\06Feb24\62.D	Analyst:	Canonico

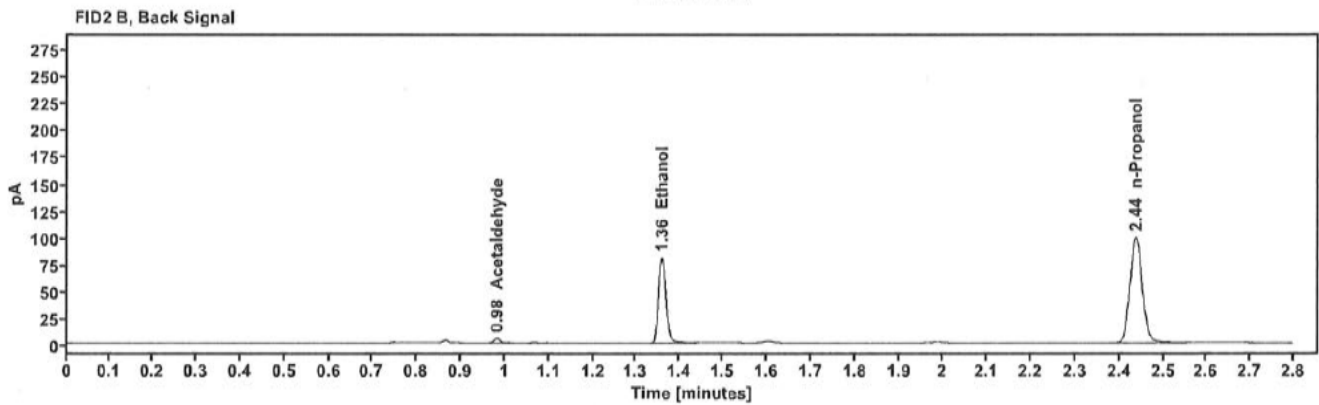
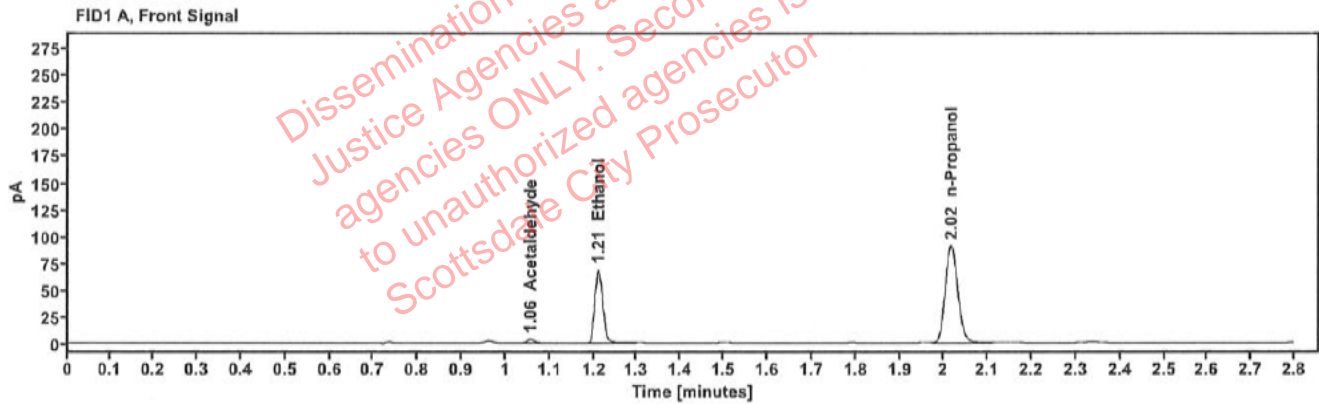


Table 1: FID 1 A (column DB-ALC1)

Compound	Amount (g/100mL)	Time (min)	Peak Area
Acetaldehyde	-----	1.056	4.009
>Ethanol	0.1388	1.211	88.262
n-Propanol	-----	2.016	182.847

Table 2: FID 2 B (column DB-ALC2)

Compound	Time (min)	Peak Area
Acetaldehyde	0.982	4.521
Ethanol	1.359	96.991
n-Propanol	2.438	197.596

Scottsdale Police Department Crime Lab Volatiles Analysis

Sample:	2322211-1	Vial:	63
Description:		LIMS ID:	
Method:	ethanol quant.M	Sequence:	06Feb24
Instrument:	US14173023 CN14160045	Injection date:	2/6/2024 5:41:17 PM
Data file:	C:\Chem32\1\Data\06Feb24\63.D	Analyst:	Canonico

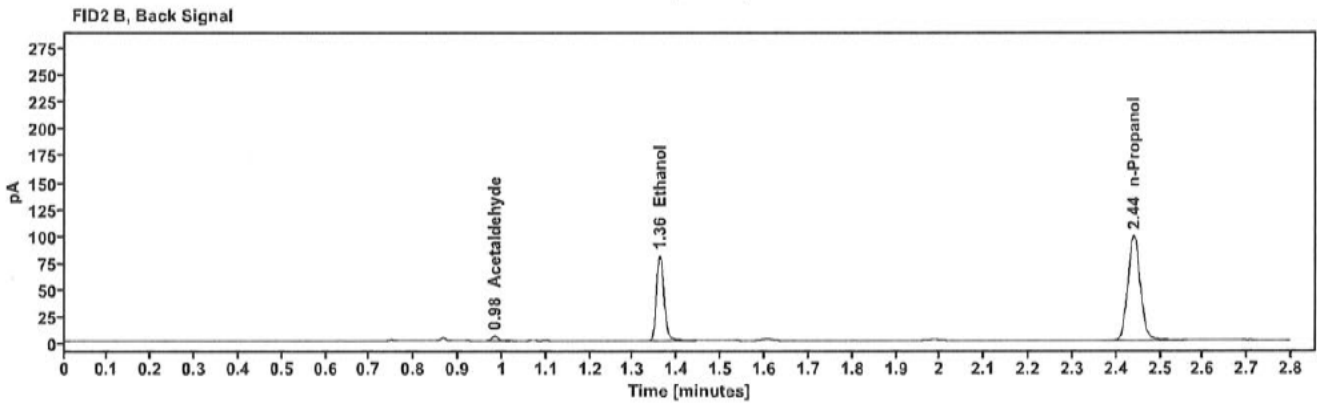
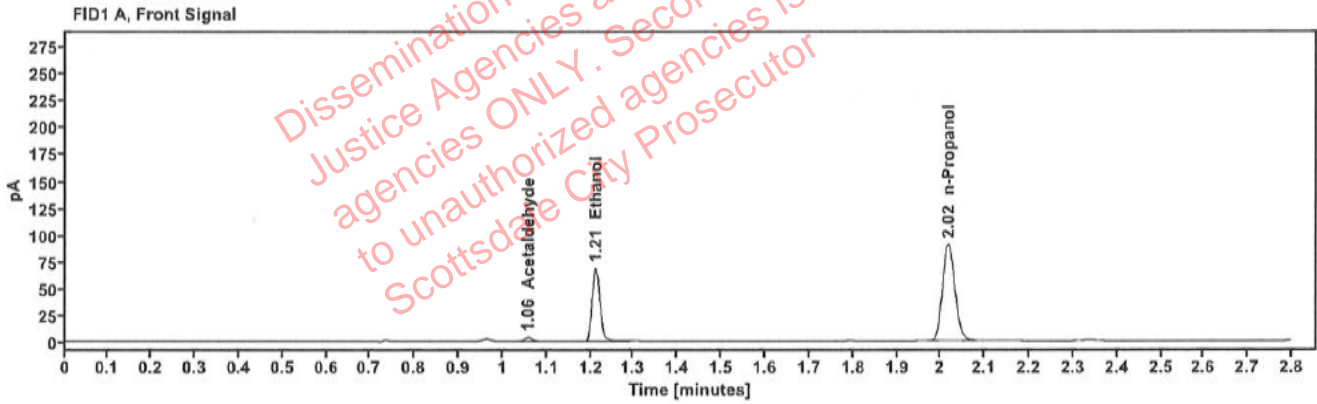


Table 1: FID 1 A (column DB-ALC1)

Compound	Amount (g/100mL)	Time (min)	Peak Area
Acetaldehyde	-----	1.057	3.936
>Ethanol	0.1404	1.212	88.114
n-Propanol	-----	2.018	180.423

Table 2: FID 2 B (column DB-ALC2)

Compound	Time (min)	Peak Area
Acetaldehyde	0.983	4.428
Ethanol	1.360	97.011
n-Propanol	2.440	196.505