

SCOTTSDALE POLICE DEPARTMENT CRIME LABORATORY BLOOD ALCOHOL FACE SHEET

ANALYSIS DATE 04/30/2024 SEQUENCE NAME 30Apr24

EQUIPMENT

Pipettor Hamilton ML600EH7497 Hamilton ML600EA20851
 Gas Chromatograph Agilent US14173023

INSTRUMENT CALIBRATION

Vial 1 0.02 calibrator Lot FN03122113 Coefficient of determination (r²)
 Vial 2 0.10 calibrator Lot FN03072301 0.99999
 Vial 3 0.20 calibrator Lot FN03132302
 Vial 4 0.40 calibrator Lot FN03052102

CALIBRATION VERIFICATION AND RESOLUTION TEST

Vial	Sample	Expected result	Measured result	Manufacturer/lot
5	Blank	Not detected	Not detected	SPD lab 011823WB
6	Volatiles mixture	6 compounds	6 compounds	SPD lab 050721MIX
7	Aqueous control	0.400 g/dL	0.405 g/dL	Lipomed 30012020-A
8	Aqueous control	0.040 g/dL	0.040 g/dL	Lipomed 14082019-B
9	Blood control	0.199 g/dL	0.204 g/dL	ACQ 4110320133/11
20	Aqueous control	0.080 g/dL	0.082 g/dL	Lipomed 20012020-B
31	Blood control	0.199 g/dL	0.203 g/dL	ACQ 4110320133/11
42	Aqueous control	0.080 g/dL	0.082 g/dL	Lipomed 20012020-B
53	Aqueous control	0.400 g/dL	0.409 g/dL	Lipomed 30012020-A
54	Aqueous control	0.040 g/dL	0.041 g/dL	Lipomed 14082019-B
55	Blood control	0.199 g/dL	0.203 g/dL	ACQ 4110320133/11
56	Blank	Not detected	Not detected	SPD lab 032824AQ

SUBJECT SAMPLES

Subjects in the sequence 20 Subjects requiring reanalysis 0

ADDITIONAL NOTES: All testing proceeded as expected.

Run valid Run invalid Erika Canonico Analyst
 Run valid Run invalid Don Abbott Technical Reviewer

Scottsdale Police Department Crime Laboratory Sequence Quality Assurance Summary

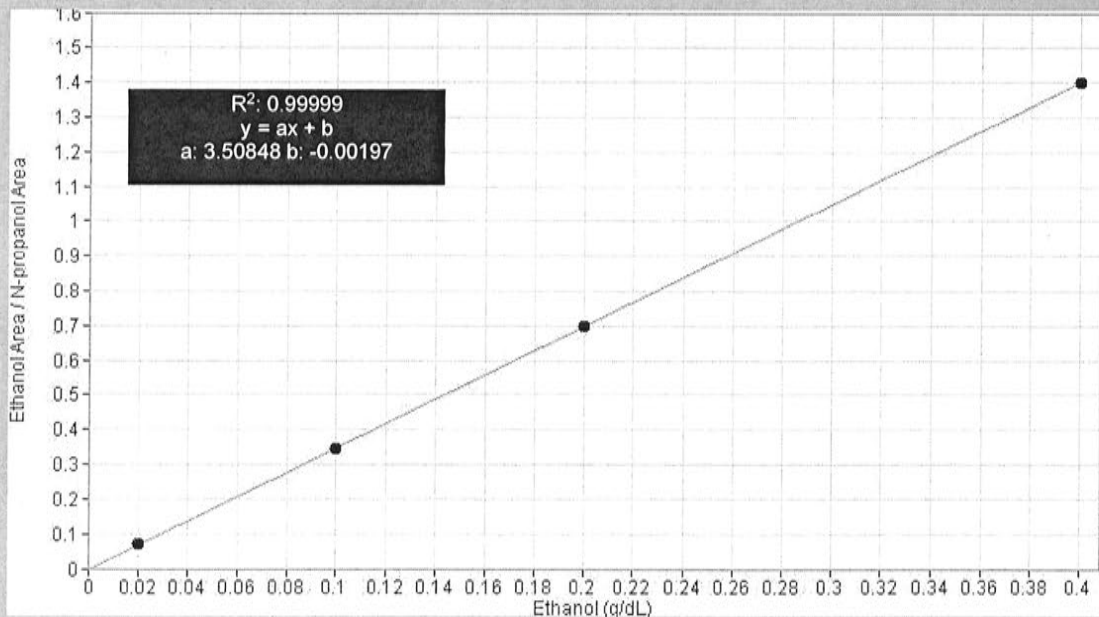
SEQUENCE NAME: 30Apr24

ANALYST: Canonico el

Sample Name	Vial	Measured Value (g/dL)	Expected Value (g/dL)	Percent Difference	Absolute Difference (g/dL)
blank 011823WB	5	negative	negative	-	-
0.400 30012020-A	7	0.405	0.400	1.25	0.005
0.040 14082019-B	8	0.040	0.040	0.00	0.000
0.199 4110320133/11	9	0.204	0.199	2.51	0.005
0.080 20012020-B	20	0.082	0.080	2.50	0.002
0.199 4110320133/11	31	0.203	0.199	2.01	0.004
0.080 20012020-B	42	0.082	0.080	2.50	0.002
0.400 30012020-A	53	0.409	0.400	2.25	0.009
0.040 14082019-B	54	0.041	0.040	2.50	0.001
0.199 4110320133/11	55	0.203	0.199	2.01	0.004
blank 032824AQ	56	negative	negative	-	-

Calibrator	Ethanol Area	N-propanol Area	Ratio
0.020	12.643	180.696	0.070
0.100	60.536	173.813	0.348
0.200	120.724	173.141	0.697
0.400	243.794	173.801	1.403

Calibration Line



Scottsdale Police Department Crime Lab Volatiles Analysis

Sample:	FN03122113	Vial:	1
Description:	0.020 calibrator	Sequence:	30Apr24
Method:	ethanol quant.M	Injection date:	4/30/2024 12:12:34 PM
Instrument:	US14173023 CN14160045	Analyst:	Canonico ee
Data file:	C:\Chem32\1\Data\30Apr24\1.D		

Dissemination is restricted to Criminal Justice Agencies and authorized agencies ONLY. Secondary dissemination to unauthorized agencies is PROHIBITED. Scottsdale City Prosecutor

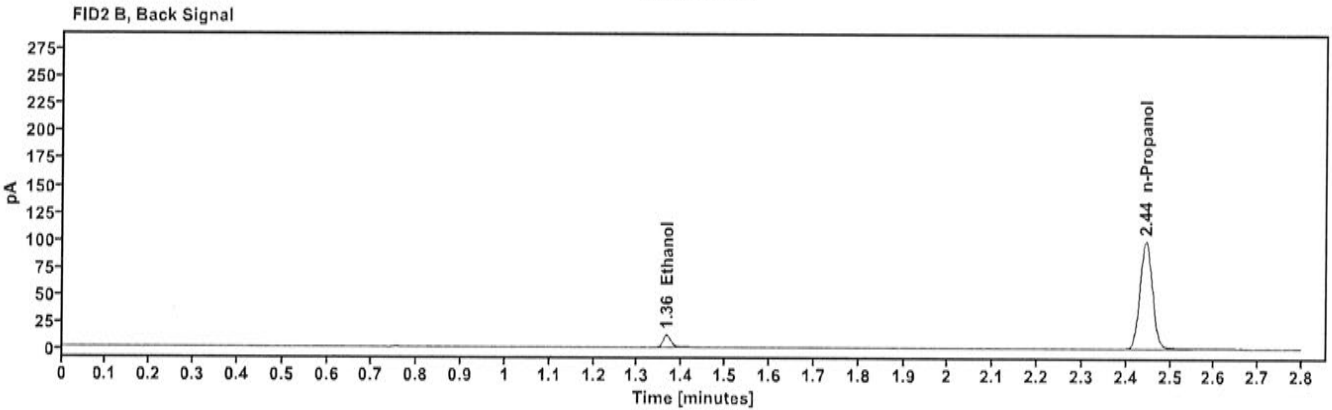
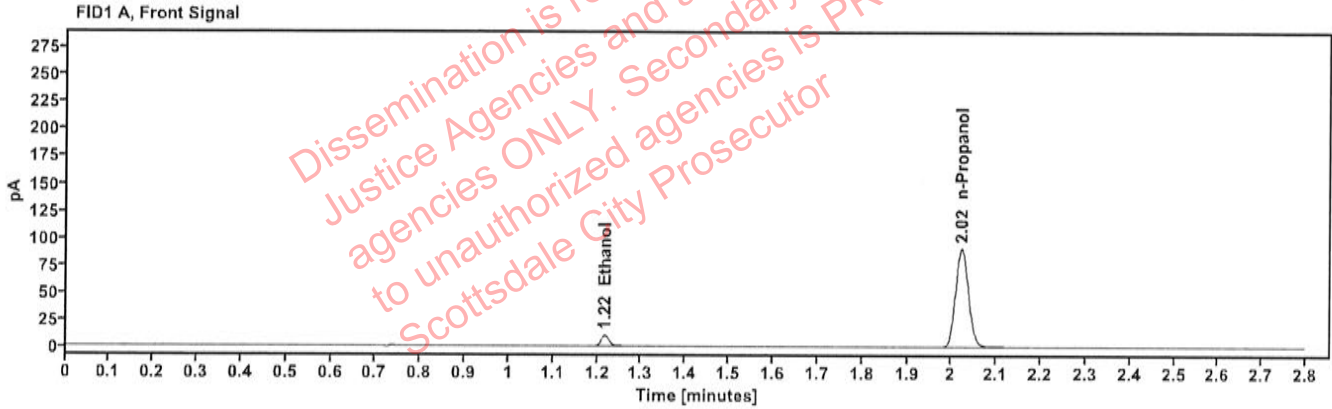


Table 1: FID 1 A (column DB-ALC1)

Compound	Time (min)	Peak Area
Ethanol	1.216	12.643
n-Propanol	2.022	180.696

Table 2: FID 2 B (column DB-ALC2)

Compound	Time (min)	Peak Area
Ethanol	1.365	13.949
n-Propanol	2.445	196.772

Scottsdale Police Department Crime Lab Volatiles Analysis

Sample: FN03072301	Vial: 2
Description: 0.100 calibrator	Sequence: 30Apr24
Method: ethanol quant.M	Injection date: 4/30/2024 12:16:33 PM
Instrument: US14173023 CN14160045	Analyst: Canonico EE
Data file: C:\Chem32\1\Data\30Apr24\2.D	

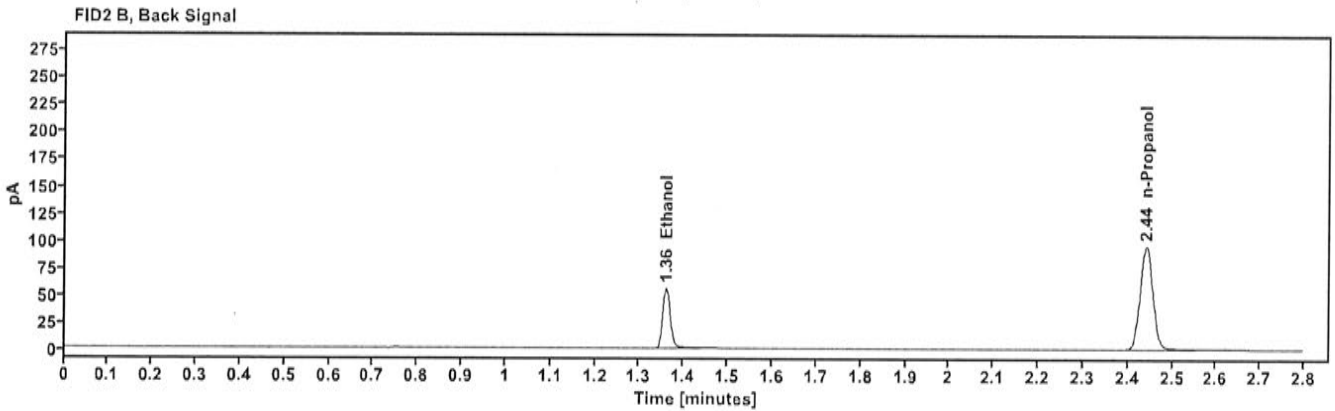
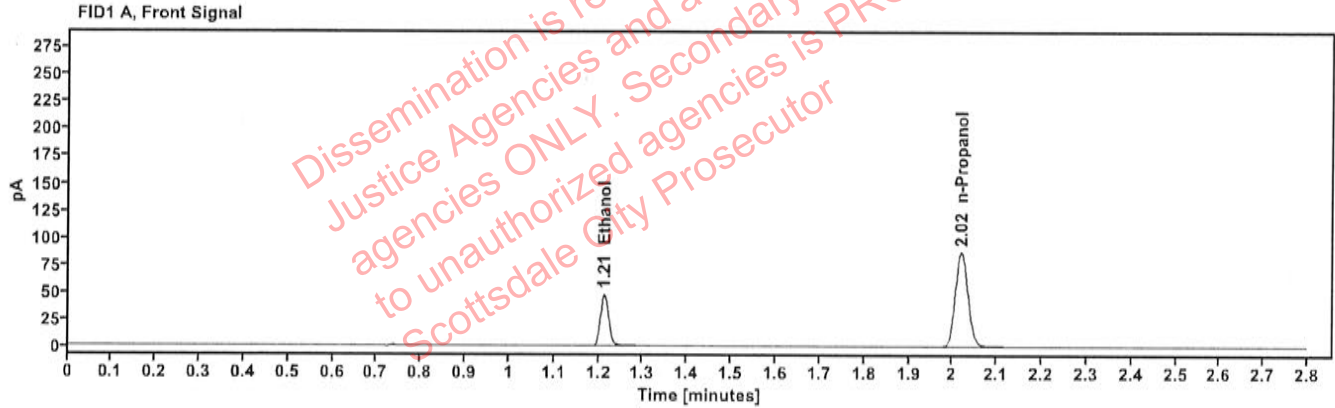


Table 1: FID 1 A (column DB-ALC1)

Compound	Time (min)	Peak Area
Ethanol	1.212	60.536
n-Propanol	2.019	173.813

Table 2: FID 2 B (column DB-ALC2)

Compound	Time (min)	Peak Area
Ethanol	1.359	66.478
n-Propanol	2.441	189.036

Scottsdale Police Department Crime Lab Volatiles Analysis

Sample: FN03132302	Vial: 3
Description: 0.200 calibrator	Sequence: 30Apr24
Method: ethanol quant.M	Injection date: 4/30/2024 12:20:34 PM
Instrument: US14173023 CN14160045	Analyst: Canonico ee
Data file: C:\Chem32\1\Data\30Apr24\3.D	

Dissemination is restricted to Criminal Justice Agencies and authorized agencies ONLY. Secondary dissemination to unauthorized agencies is PROHIBITED. Scottsdale City Prosecutor

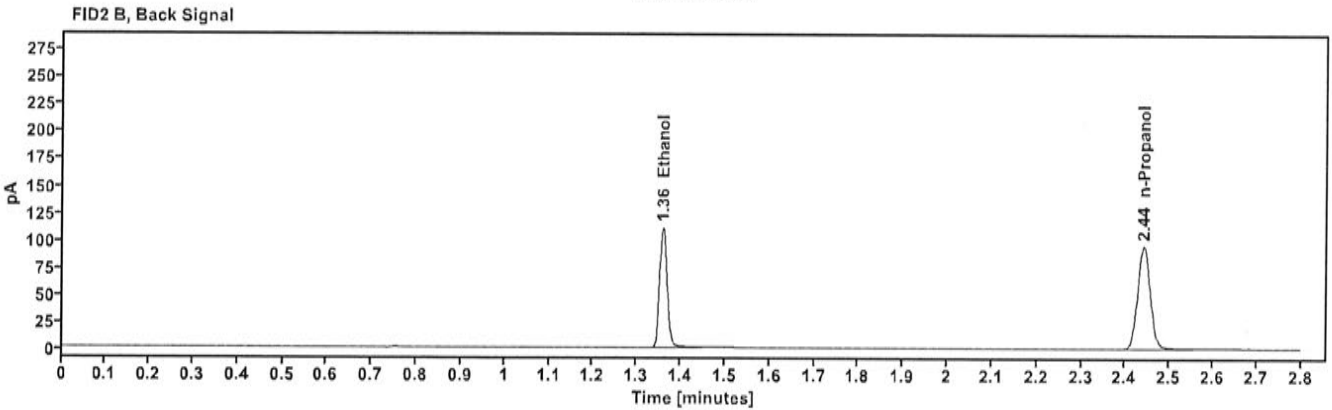
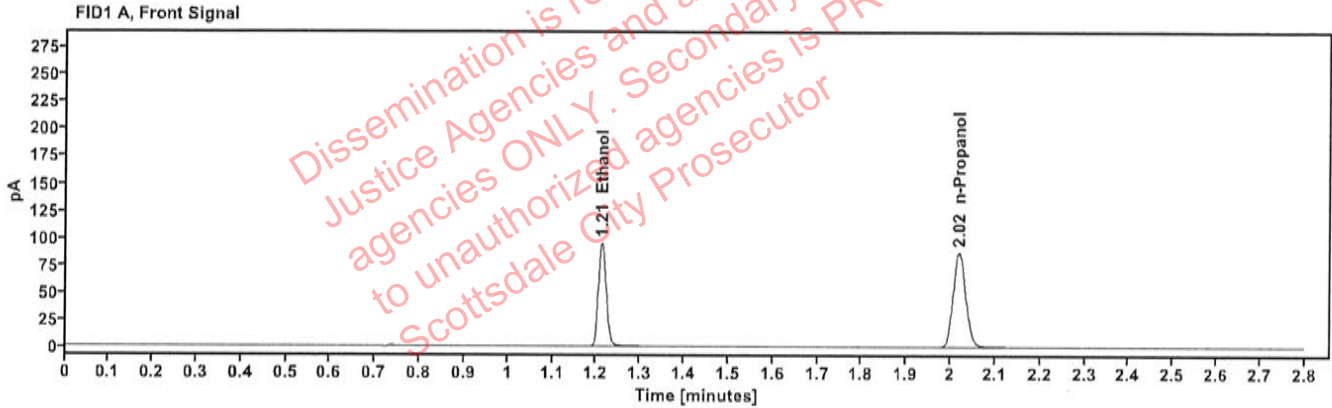


Table 1: FID 1 A (column DB-ALC1)

Compound	Time (min)	Peak Area
Ethanol	1.211	120.724
n-Propanol	2.019	173.141

Table 2: FID 2 B (column DB-ALC2)

Compound	Time (min)	Peak Area
Ethanol	1.359	132.787
n-Propanol	2.441	188.276

Scottsdale Police Department Crime Lab Volatiles Analysis

Sample:	FN03052102	Vial:	4
Description:	0.400 calibrator	Sequence:	30Apr24
Method:	ethanol quant.M	Injection date:	4/30/2024 12:24:34 PM
Instrument:	US14173023 CN14160045	Analyst:	Canonico EE
Data file:	C:\Chem32\1\Data\30Apr24\4.D		

Dissemination is restricted to Criminal Justice Agencies and authorized agencies ONLY. Secondary dissemination to unauthorized agencies is PROHIBITED. Scottsdale City Prosecutor

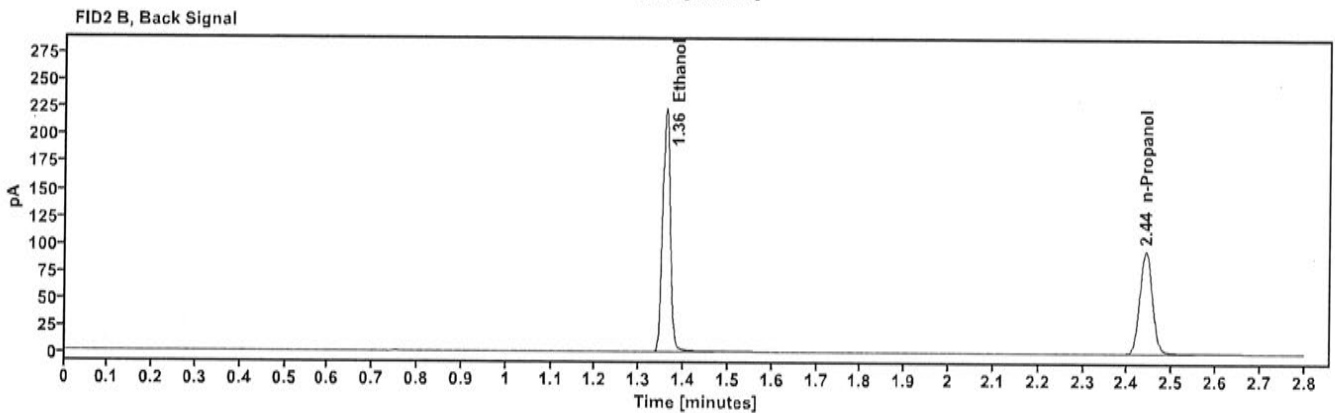
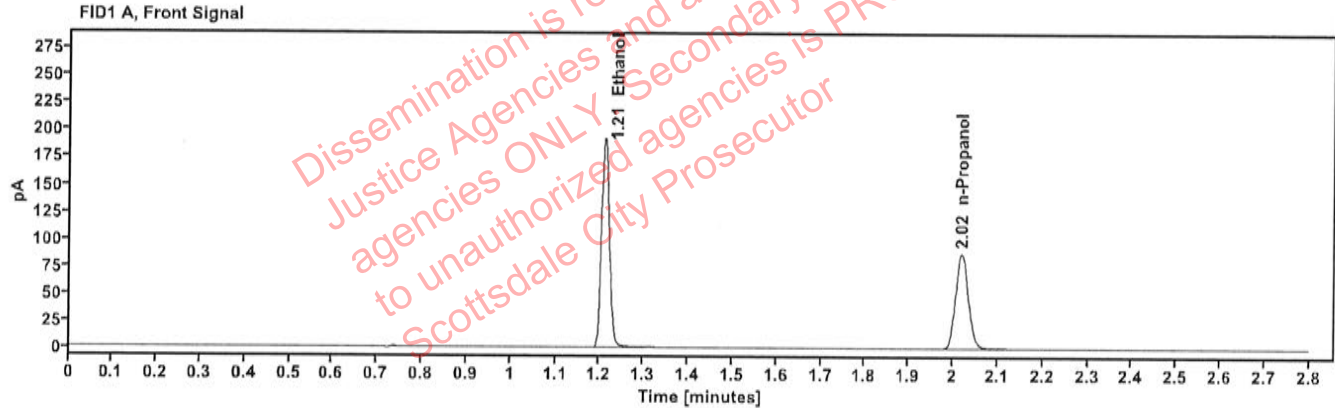


Table 1: FID 1 A (column DB-ALC1)

Compound	Time (min)	Peak Area
Ethanol	1.211	243.794
n-Propanol	2.019	173.801

Table 2: FID 2 B (column DB-ALC2)

Compound	Time (min)	Peak Area
Ethanol	1.358	268.893
n-Propanol	2.441	188.843

Scottsdale Police Department Crime Lab Volatiles Analysis

Sample:	011823WB	Vial:	5
Description:	Negative	LIMS ID:	
Method:	ethanol quant.M	Sequence:	30Apr24
Instrument:	US14173023 CN14160045	Injection date:	4/30/2024 12:28:34 PM
Data file:	C:\Chem32\1\Data\30Apr24\5.D	Analyst:	Canonico <i>ee</i>

Dissemination is restricted to Criminal Justice Agencies and authorized Non-CJ agencies ONLY. Secondary dissemination to unauthorized agencies is PROHIBITED. Scottsdale City Prosecutor

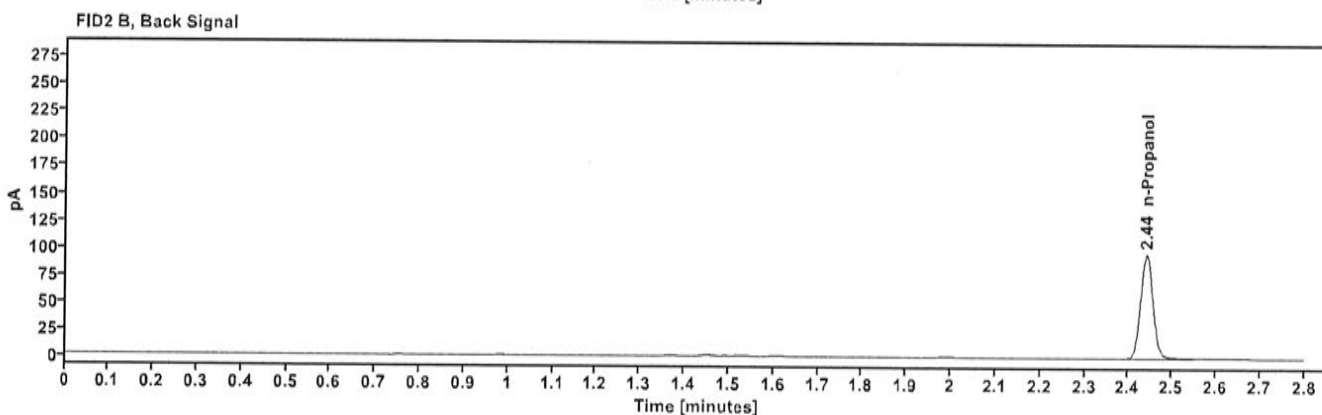
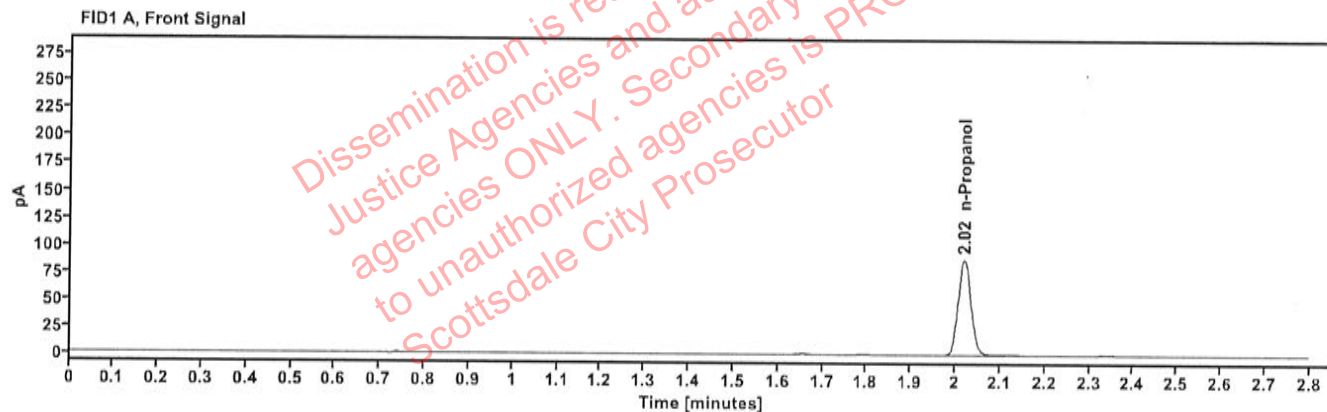


Table 1: FID 1 A (column DB-ALC1)

Compound	Amount (g/100mL)	Time (min)	Peak Area
n-Propanol	-----	2.019	175.178

Table 2: FID 2 B (column DB-ALC2)

Compound	Time (min)	Peak Area
n-Propanol	2.441	190.596

Scottsdale Police Department Crime Lab Volatiles Analysis

Sample: 050721MIX	Vial: 6
Description: Volatiles mix	LIMS ID:
Method: ethanol quant.M	Sequence: 30Apr24
Instrument: US14173023 CN14160045	Injection date: 4/30/2024 12:32:34 PM
Data file: C:\Chem32\1\Data\30Apr24\6.D	Analyst: Canonico <i>ec</i>

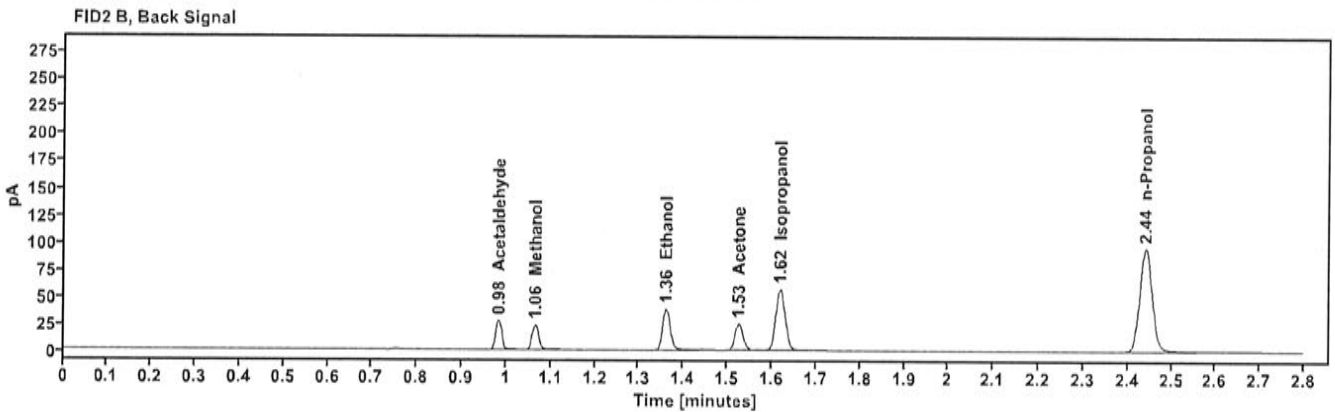
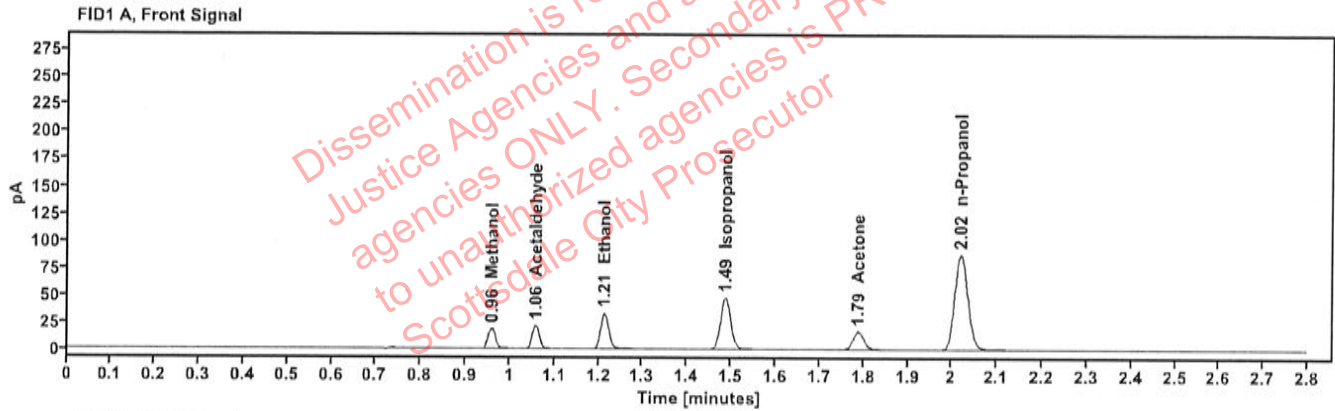


Table 1: FID 1 A (column DB-ALC1)

Compound	Amount (g/100mL)	Time (min)	Peak Area
Methanol	-----	0.959	21.267
Acetaldehyde	-----	1.057	23.165
>Ethanol	0.0692	1.213	41.993
Isopropanol	-----	1.486	75.596
Acetone	-----	1.788	28.695
n-Propanol	-----	2.020	174.375

Table 2: FID 2 B (column DB-ALC2)

Compound	Time (min)	Peak Area
Acetaldehyde	0.983	26.077
Methanol	1.064	23.612
Ethanol	1.360	46.049
Acetone	1.525	31.613
Isopropanol	1.619	83.576
n-Propanol	2.441	189.357

Scottsdale Police Department Crime Lab Volatiles Analysis

Sample: 30012020-A	Vial: 7
Description: 0.400	LIMS ID:
Method: ethanol quant.M	Sequence: 30Apr24
Instrument: US14173023 CN14160045	Injection date: 4/30/2024 12:36:49 PM
Data file: C:\Chem32\1\Data\30Apr24\7.D	Analyst: Canonico <i>ec</i>

Dissemination is restricted to Criminal Justice Agencies and authorized Non-CJ agencies ONLY. Secondary dissemination to unauthorized agencies is PROHIBITED. Scottsdale City Prosecutor

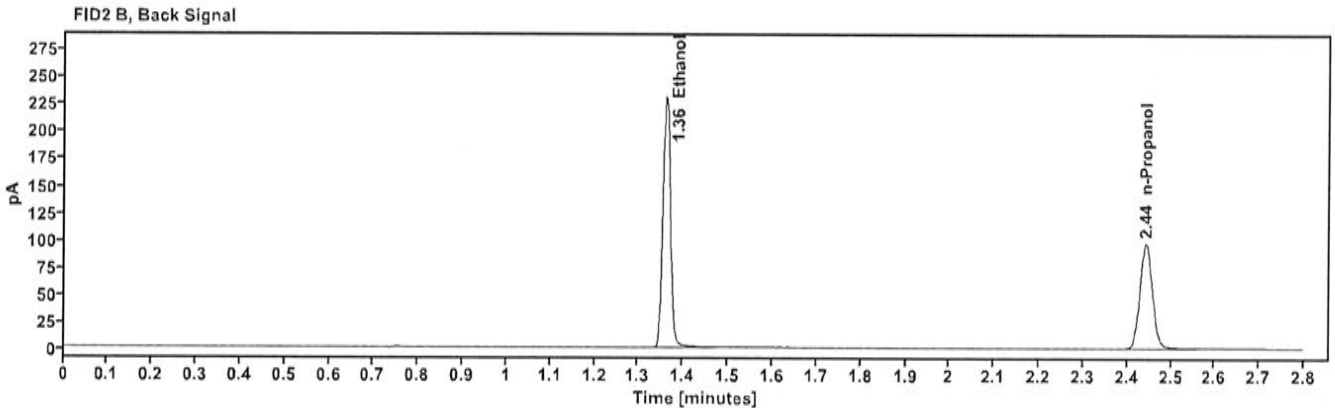
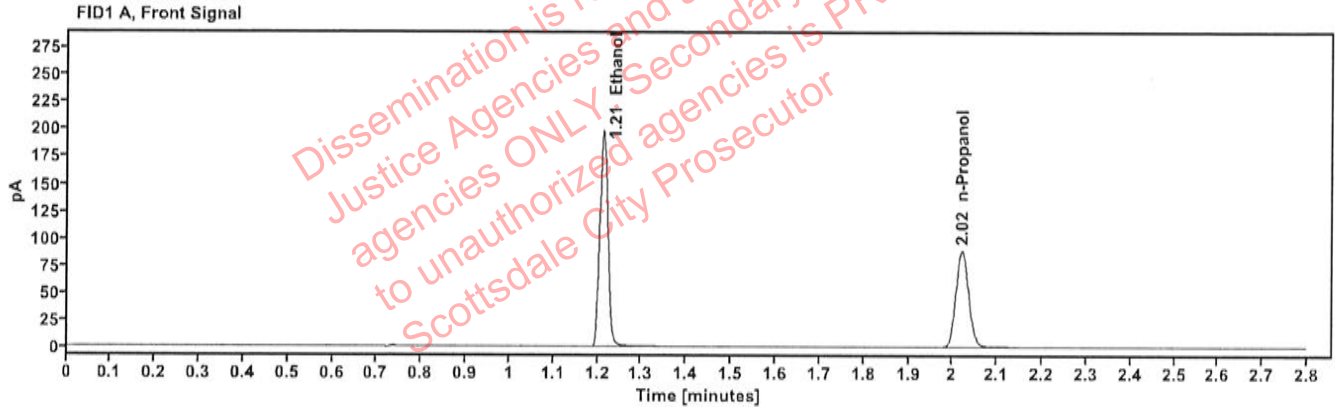


Table 1: FID 1 A (column DB-ALC1)

Compound	Amount (g/100mL)	Time (min)	Peak Area
>Ethanol	0.4059	1.212	252.003
n-Propanol	-----	2.021	177.194

Table 2: FID 2 B (column DB-ALC2)

Compound	Time (min)	Peak Area
Ethanol	1.361	277.729
n-Propanol	2.443	192.336

Scottsdale Police Department Crime Lab Volatiles Analysis

Sample: 14082019-B	Vial: 8
Description: 0.040	LIMS ID:
Method: ethanol quant.M	Sequence: 30Apr24
Instrument: US14173023 CN14160045	Injection date: 4/30/2024 12:40:49 PM
Data file: C:\Chem32\1\Data\30Apr24\8.D	Analyst: Canonico <i>EC</i>

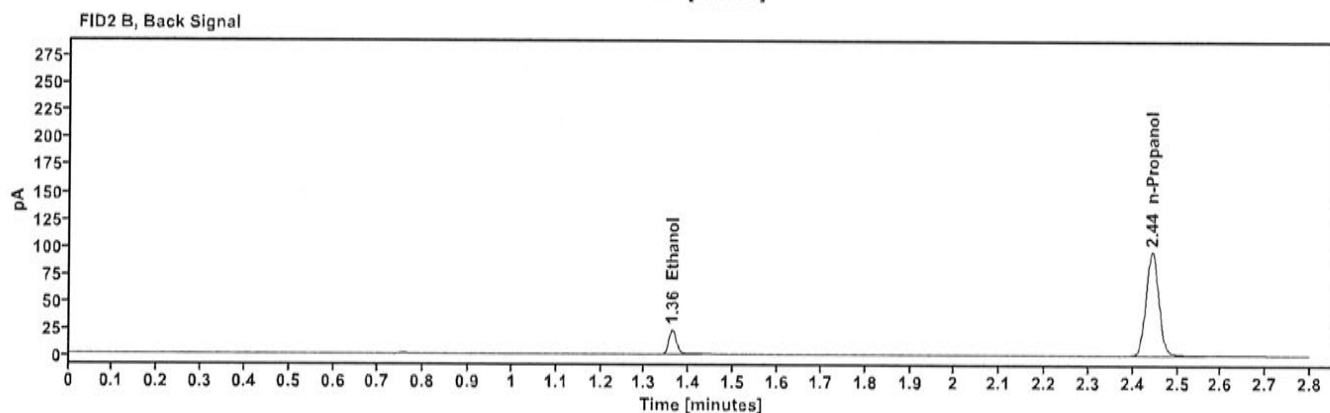
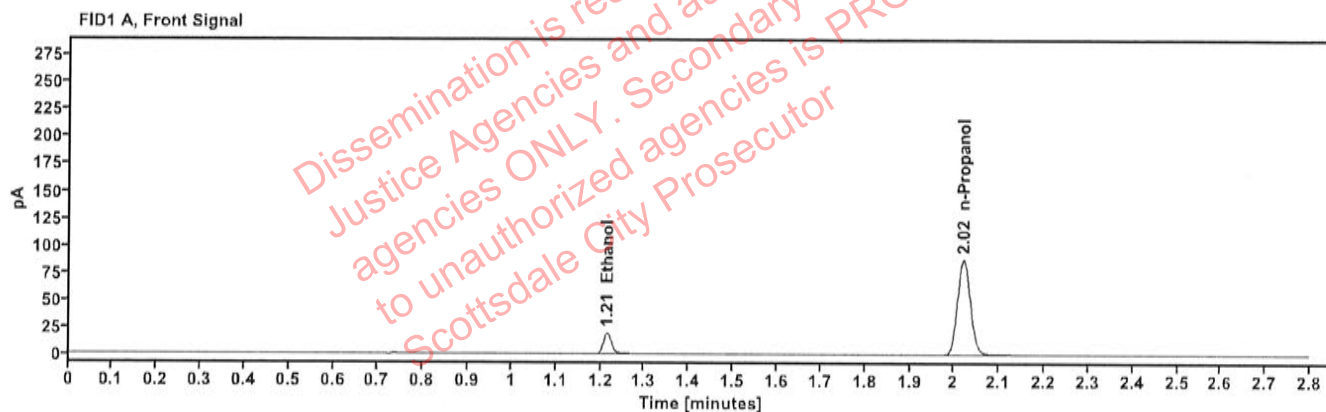


Table 1: FID 1 A (column DB-ALC1)

Compound	Amount (g/100mL)	Time (min)	Peak Area
>Ethanol	0.0407	1.214	24.596
n-Propanol	-----	2.021	174.819

Table 2: FID 2 B (column DB-ALC2)

Compound	Time (min)	Peak Area
Ethanol	1.362	27.030
n-Propanol	2.443	189.902

Scottsdale Police Department Crime Lab Volatiles Analysis

Sample:	4110320133/11	Vial:	9
Description:	0.199	LIMS ID:	
Method:	ethanol quant.M	Sequence:	30Apr24
Instrument:	US14173023 CN14160045	Injection date:	4/30/2024 12:44:49 PM
Data file:	C:\Chem32\1\Data\30Apr24\9.D	Analyst:	Canonico <i>ee</i>

Dissemination is restricted to Criminal Justice Agencies and authorized Non-CJ agencies ONLY. Secondary dissemination to unauthorized agencies is PROHIBITED. Scottsdale City Prosecutor

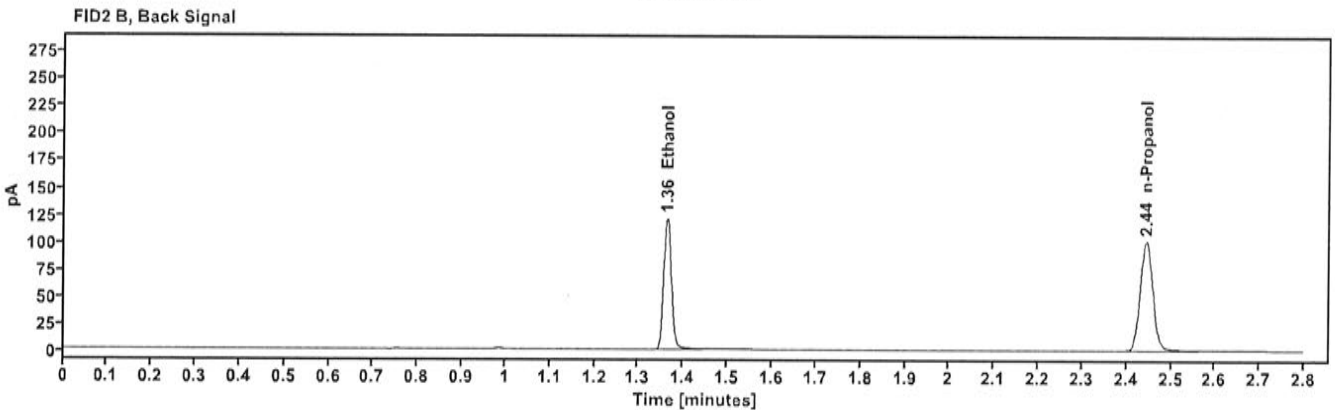
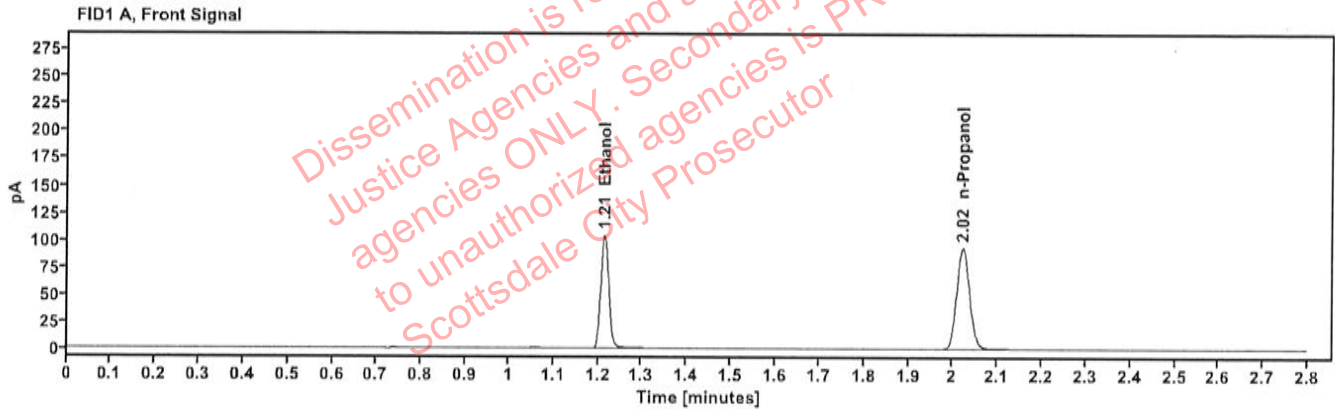


Table 1: FID 1 A (column DB-ALC1)

Compound	Amount (g/100mL)	Time (min)	Peak Area
>Ethanol	0.2040	1.214	132.618
n-Propanol	-----	2.022	185.788

Table 2: FID 2 B (column DB-ALC2)

Compound	Time (min)	Peak Area
Ethanol	1.363	145.600
n-Propanol	2.445	201.827

Scottsdale Police Department Crime Lab Volatiles Analysis

Sample:	20012020-B	Vial:	20
Description:	0.080	LIMS ID:	
Method:	ethanol quant.M	Sequence:	30Apr24
Instrument:	US14173023 CN14160045	Injection date:	4/30/2024 1:29:19 PM
Data file:	C:\Chem32\1\Data\30Apr24\20.D	Analyst:	Canonico <i>EL</i>

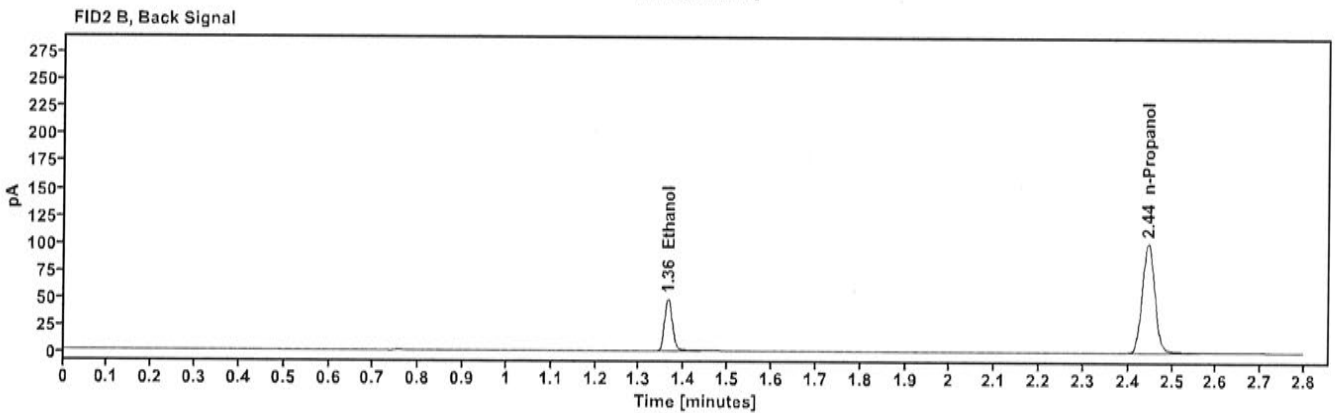
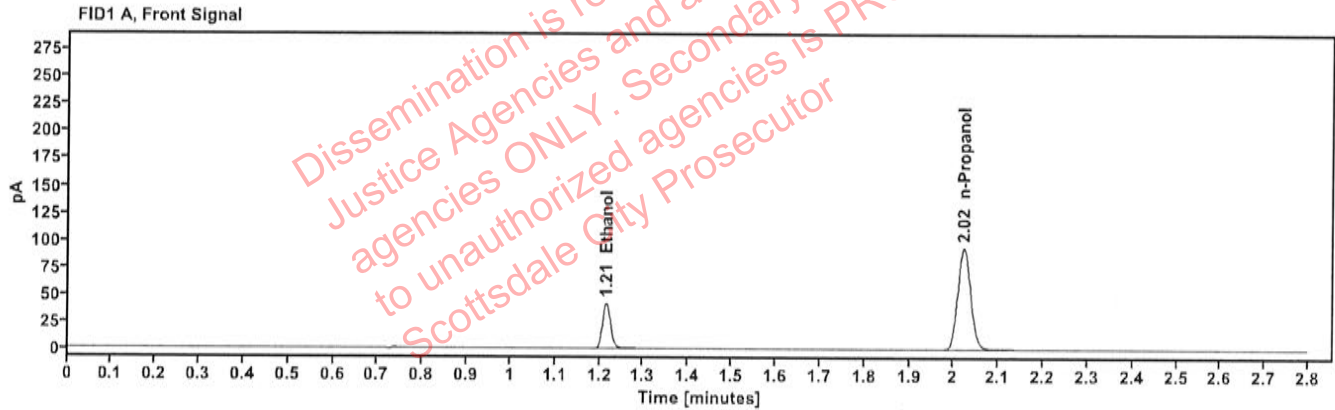


Table 1: FID 1 A (column DB-ALC1)

Compound	Amount (g/100mL)	Time (min)	Peak Area
>Ethanol	0.0823	1.215	53.486
n-Propanol	-----	2.022	186.511

Table 2: FID 2 B (column DB-ALC2)

Compound	Time (min)	Peak Area
Ethanol	1.364	58.555
n-Propanol	2.445	202.071

Scottsdale Police Department Crime Lab Volatiles Analysis

Sample:	4110320133/11	Vial:	31
Description:	0.199	LIMS ID:	
Method:	ethanol quant.M	Sequence:	30Apr24
Instrument:	US14173023 CN14160045	Injection date:	4/30/2024 2:13:50 PM
Data file:	C:\Chem32\1\Data\30Apr24\31.D	Analyst:	Canonico <i>EE</i>

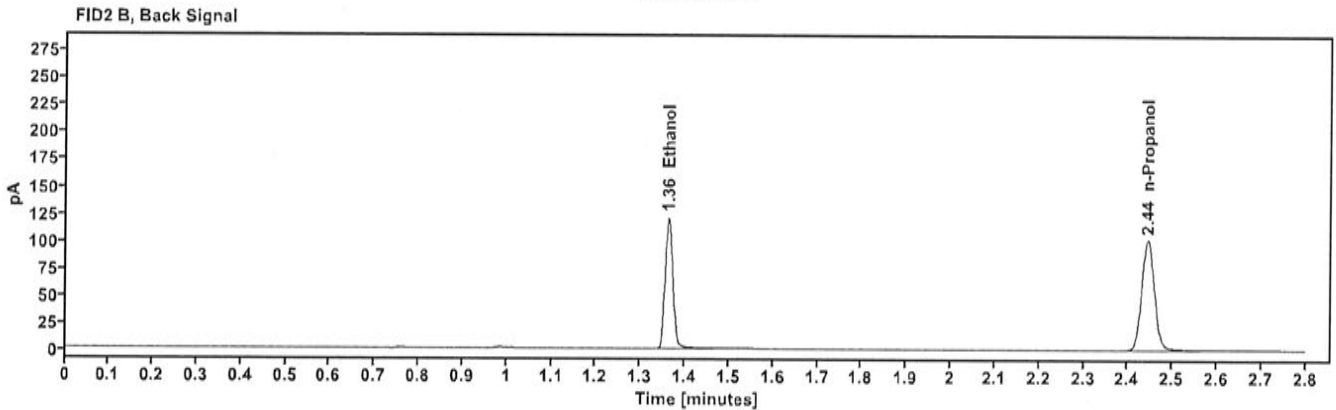
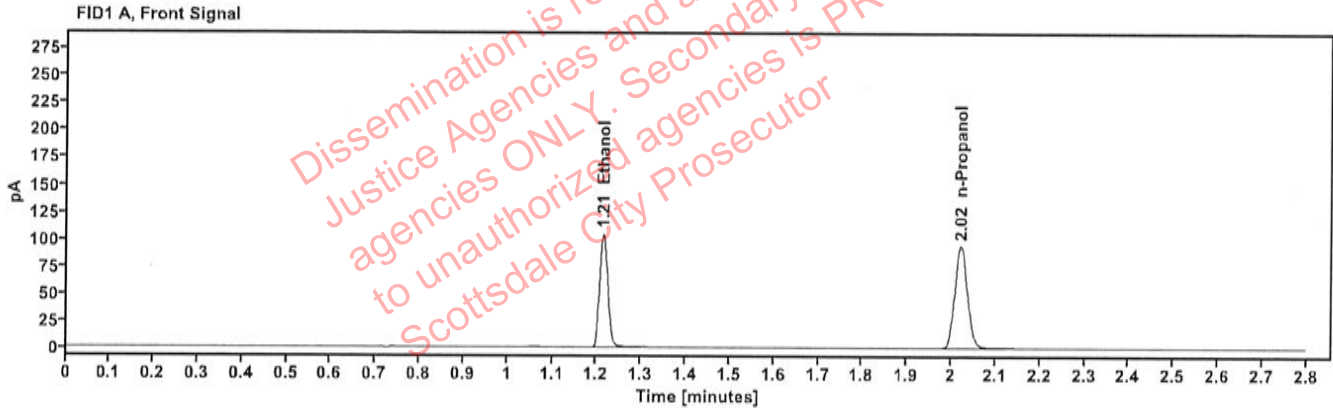


Table 1: FID 1 A (column DB-ALC1)

Compound	Amount (g/100mL)	Time (min)	Peak Area
>Ethanol	0.2037	1.214	133.613
n-Propanol	-----	2.021	187.489

Table 2: FID 2 B (column DB-ALC2)

Compound	Time (min)	Peak Area
Ethanol	1.363	146.906
n-Propanol	2.444	203.164

Scottsdale Police Department Crime Lab Volatiles Analysis

Sample:	20012020-B	Vial:	42
Description:	0.080	LIMS ID:	
Method:	ethanol quant.M	Sequence:	30Apr24
Instrument:	US14173023 CN14160045	Injection date:	4/30/2024 2:58:04 PM
Data file:	C:\Chem32\1\Data\30Apr24\42.D	Analyst:	Canonico <i>EQ</i>

Dissemination is restricted to Criminal Justice Agencies and authorized Non-CJ agencies ONLY. Secondary dissemination to unauthorized agencies is PROHIBITED. Scottsdale City Prosecutor

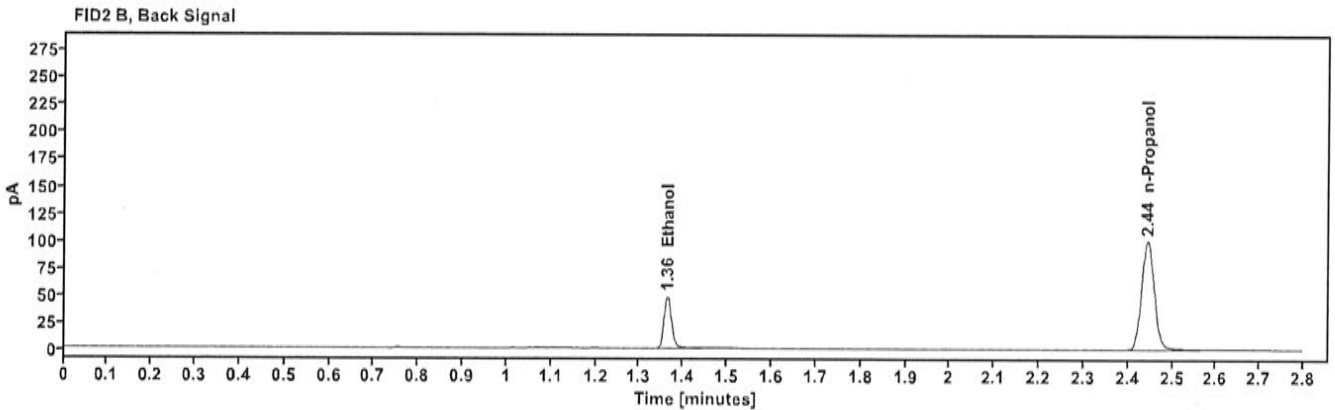
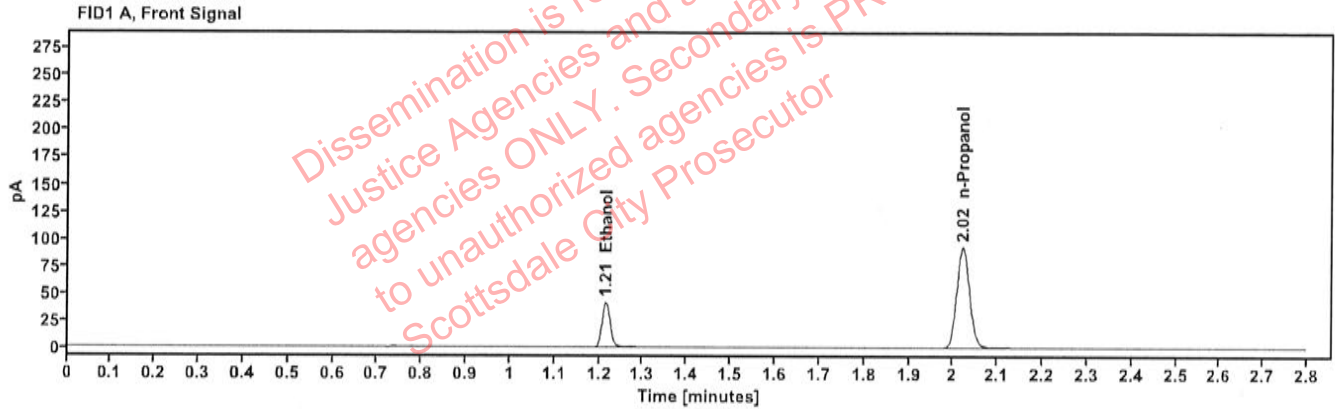


Table 1: FID 1 A (column DB-ALC1)

Compound	Amount (g/100mL)	Time (min)	Peak Area
>Ethanol	0.0822	1.215	52.887
n-Propanol	-----	2.021	184.652

Table 2: FID 2 B (column DB-ALC2)

Compound	Time (min)	Peak Area
Ethanol	1.363	58.062
n-Propanol	2.444	200.088

Scottsdale Police Department Crime Lab Volatiles Analysis

Sample:	30012020-A	Vial:	53
Description:	0.400	LIMS ID:	
Method:	ethanol quant.M	Sequence:	30Apr24
Instrument:	US14173023 CN14160045	Injection date:	4/30/2024 3:42:34 PM
Data file:	C:\Chem32\1\Data\30Apr24\53.D	Analyst:	Canonico <i>ee</i>

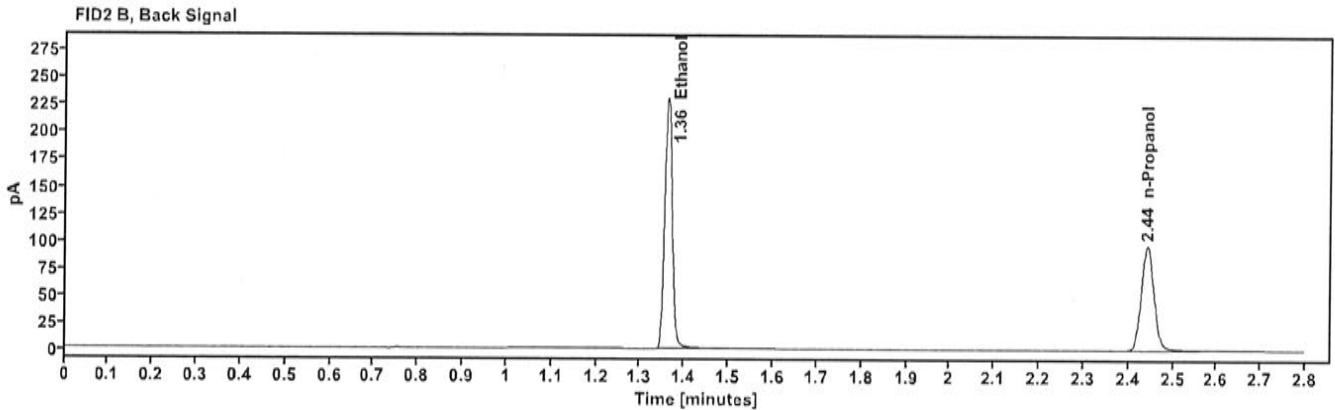
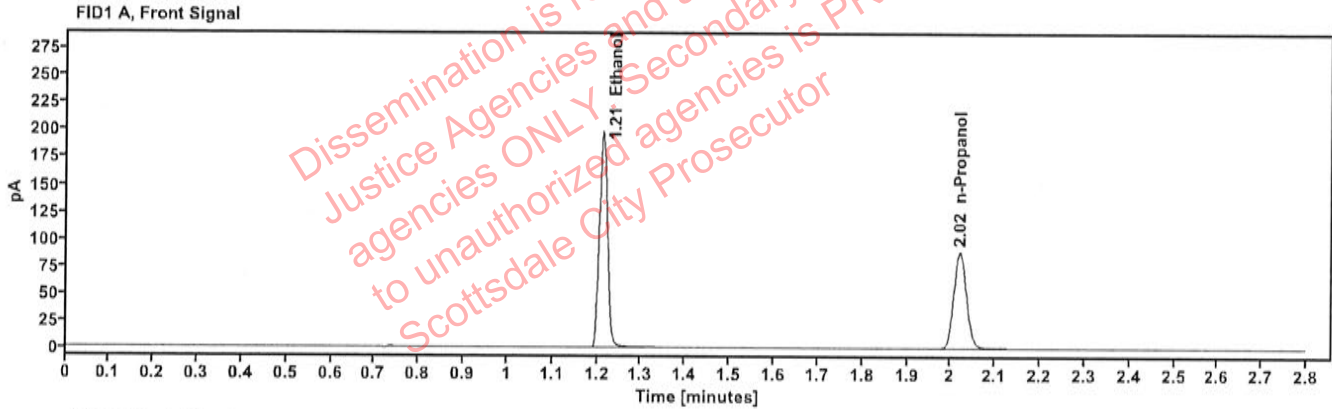


Table 1: FID 1 A (column DB-ALC1)

Compound	Amount (g/100mL)	Time (min)	Peak Area
>Ethanol	0.4095	1.212	254.031
n-Propanol	-----	2.020	177.060

Table 2: FID 2 B (column DB-ALC2)

Compound	Time (min)	Peak Area
Ethanol	1.361	279.774
n-Propanol	2.442	191.723

Scottsdale Police Department Crime Lab Volatiles Analysis

Sample: 14082019-B	Vial: 54
Description: 0.040	LIMS ID:
Method: ethanol quant.M	Sequence: 30Apr24
Instrument: US14173023 CN14160045	Injection date: 4/30/2024 3:46:34 PM
Data file: C:\Chem32\1\Data\30Apr24\54.D	Analyst: Canonico <i>EE</i>

Dissemination is restricted to Criminal Justice Agencies and authorized Non-CJ agencies ONLY. Secondary dissemination to unauthorized agencies is PROHIBITED. Scottsdale City Prosecutor

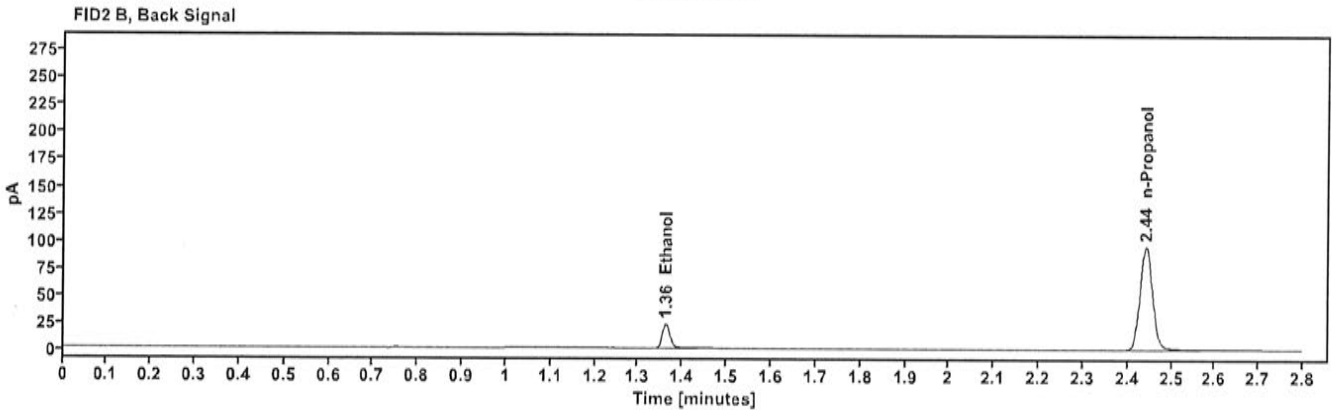
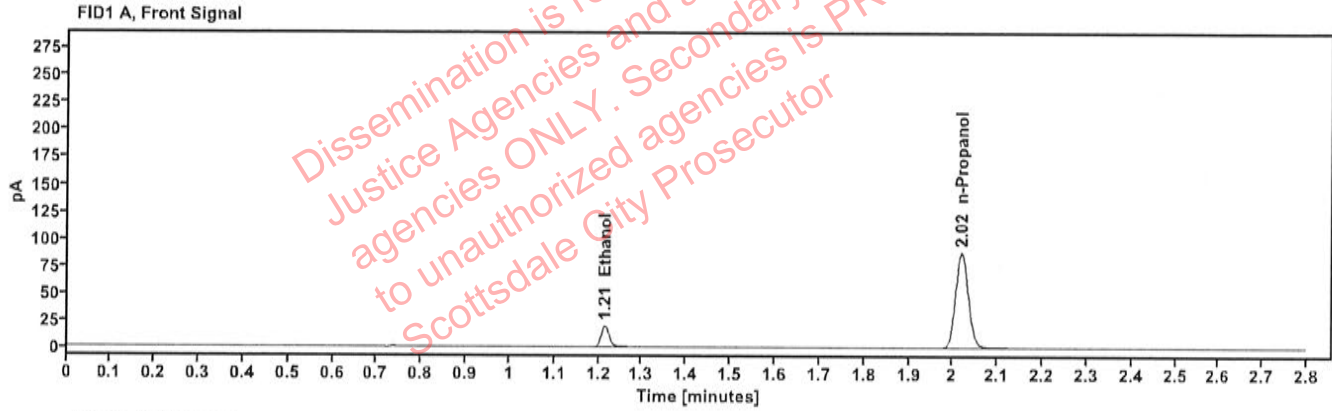


Table 1: FID 1 A (column DB-ALC1)

Compound	Amount (g/100mL)	Time (min)	Peak Area
>Ethanol	0.0410	1.214	24.909
n-Propanol	-----	2.019	175.409

Table 2: FID 2 B (column DB-ALC2)

Compound	Time (min)	Peak Area
Ethanol	1.362	27.262
n-Propanol	2.441	190.229

Scottsdale Police Department Crime Lab Volatiles Analysis

Sample:	4110320133/11	Vial:	55
Description:	0.199	LIMS ID:	
Method:	ethanol quant.M	Sequence:	30Apr24
Instrument:	US14173023 CN14160045	Injection date:	4/30/2024 3:50:50 PM
Data file:	C:\Chem32\1\Data\30Apr24\55.D	Analyst:	Canonico <i>EC</i>

Dissemination is restricted to Criminal Justice Agencies and authorized Non-Criminal Justice agencies ONLY. Secondary dissemination to unauthorized agencies is PROHIBITED. Scottsdale City Prosecutor

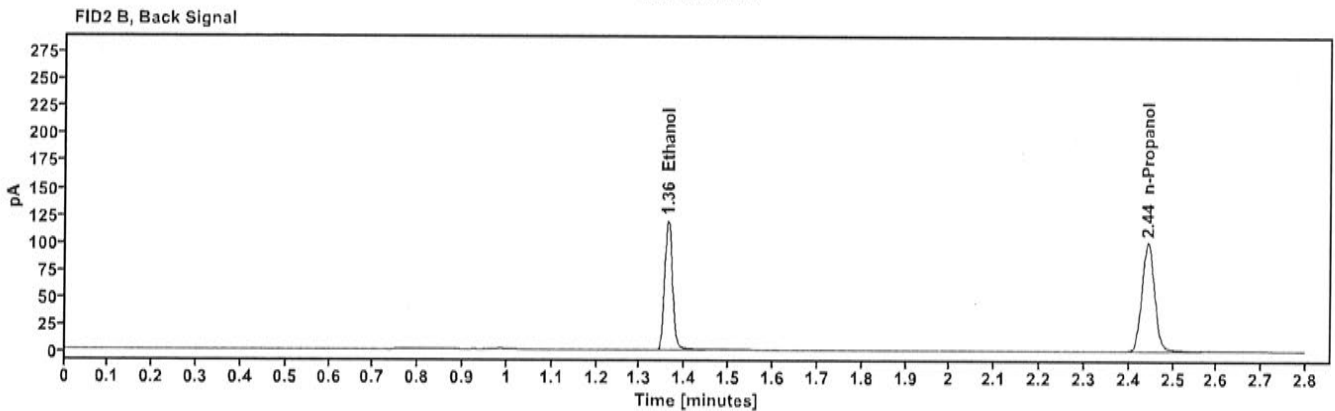
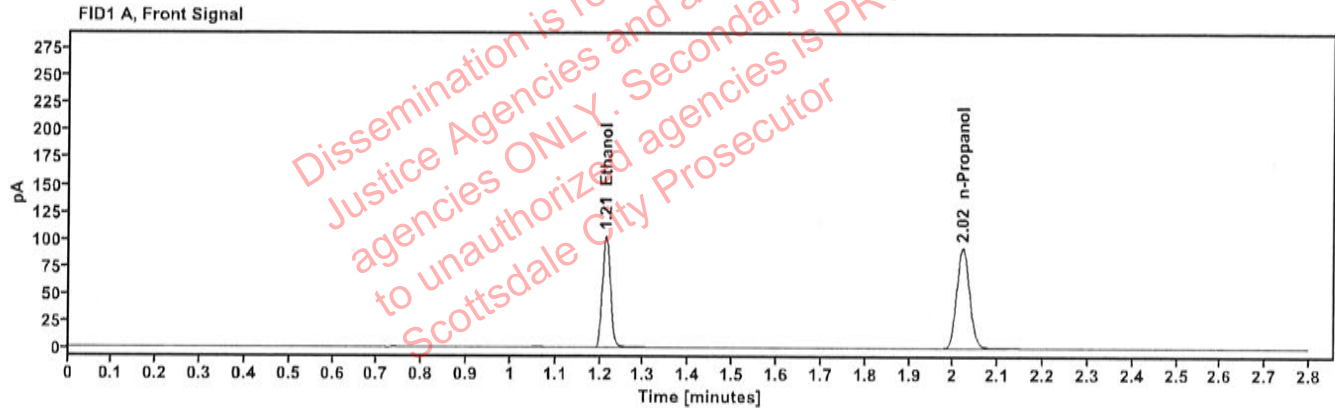


Table 1: FID 1 A (column DB-ALC1)

Compound	Amount (g/100mL)	Time (min)	Peak Area
>Ethanol	0.2033	1.213	131.533
n-Propanol	-----	2.020	184.945

Table 2: FID 2 B (column DB-ALC2)

Compound	Time (min)	Peak Area
Ethanol	1.362	144.298
n-Propanol	2.443	200.320

Scottsdale Police Department Crime Lab Volatiles Analysis

Sample: 032824AQ	Vial: 56
Description: Negative	LIMS ID:
Method: ethanol quant.M	Sequence: 30Apr24
Instrument: US14173023 CN14160045	Injection date: 4/30/2024 3:54:49 PM
Data file: C:\Chem32\1\Data\30Apr24\56.D	Analyst: Canonico <i>EC</i>

Dissemination is restricted to Criminal Justice Agencies and authorized Non-Criminal Justice agencies ONLY. Secondary dissemination to unauthorized agencies is PROHIBITED. Scottsdale City Prosecutor

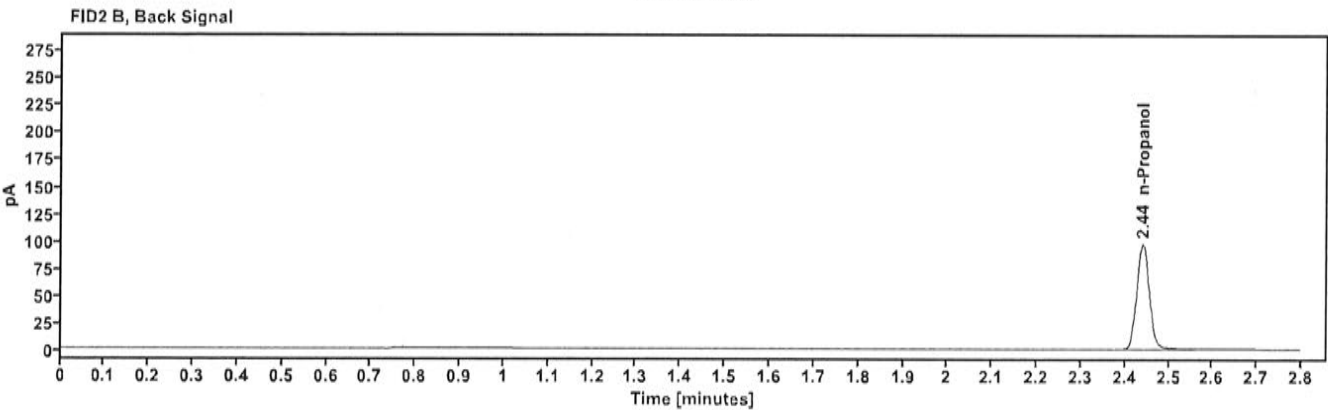
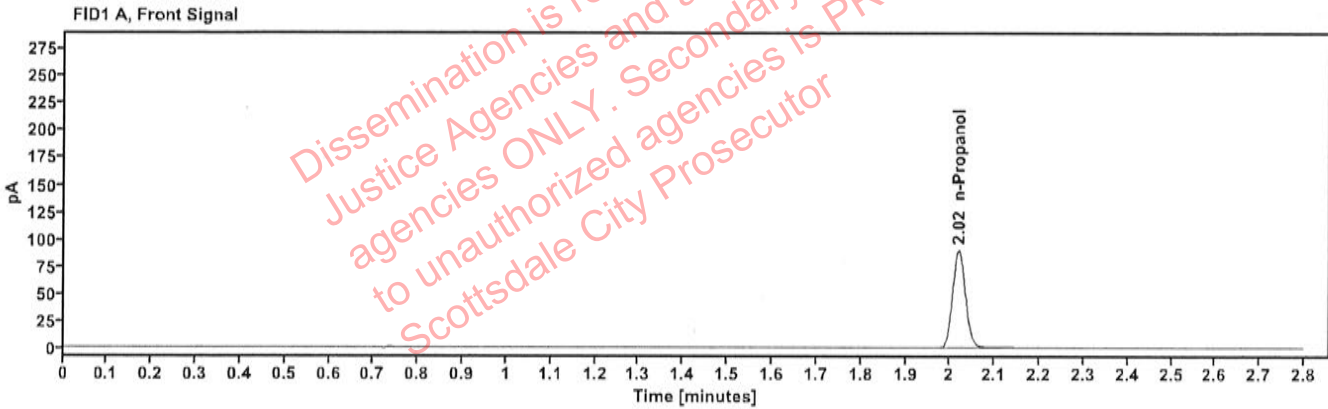


Table 1: FID 1 A (column DB-ALC1)

Compound	Amount (g/100mL)	Time (min)	Peak Area
n-Propanol	-----	2.019	179.070

Table 2: FID 2 B (column DB-ALC2)

Compound	Time (min)	Peak Area
n-Propanol	2.441	194.024

Sequence Summary

Sequence name: 30Apr24 Instrument: US14173023 CN14160045 Analyst: Canonico *ec*

Vial	Sample	Description	Type	LIMS ID	Method
1	FN03122113	0.020 calibrator	Calibration		ethanol quant.M
2	FN03072301	0.100 calibrator	Calibration		ethanol quant.M
3	FN03132302	0.200 calibrator	Calibration		ethanol quant.M
4	FN03052102	0.400 calibrator	Calibration		ethanol quant.M
5	011823WB	Negative	Control		ethanol quant.M
6	050721MIX	Volatiles mix	Control		ethanol quant.M
7	30012020-A	0.400	Control		ethanol quant.M
8	14082019-B	0.040	Control		ethanol quant.M
9	4110320133/11	0.199	Control		ethanol quant.M
10	2407602-1		Sample		ethanol quant.M
11	2407602-1		Sample		ethanol quant.M
12	427-01B.G.		Sample		ethanol quant.M
13	427-01B.G.		Sample		ethanol quant.M
14	423-01A.S.		Sample		ethanol quant.M
15	423-01A.S.		Sample		ethanol quant.M
16	438-01J.M.		Sample		ethanol quant.M
17	438-01J.M.		Sample		ethanol quant.M
18	2407336-1		Sample		ethanol quant.M
19	2407336-1		Sample		ethanol quant.M
20	20012020-B	0.080	Control		ethanol quant.M
21	2408341-2		Sample		ethanol quant.M
22	2408341-2		Sample		ethanol quant.M
23	2408361-1		Sample		ethanol quant.M
24	2408361-1		Sample		ethanol quant.M
25	2408051-2		Sample		ethanol quant.M
26	2408051-2		Sample		ethanol quant.M
27	2408264-1		Sample		ethanol quant.M
28	2408264-1		Sample		ethanol quant.M
29	2408271-2		Sample		ethanol quant.M
30	2408271-2		Sample		ethanol quant.M
31	4110320133/11	0.199	Control		ethanol quant.M
32	2408699-1		Sample		ethanol quant.M
33	2408699-1		Sample		ethanol quant.M
34	2408375-1		Sample		ethanol quant.M
35	2408375-1		Sample		ethanol quant.M
36	2408644-1		Sample		ethanol quant.M
37	2408644-1		Sample		ethanol quant.M
38	2408630-2		Sample		ethanol quant.M
39	2408630-2		Sample		ethanol quant.M
40	2408671-3		Sample		ethanol quant.M
41	2408671-3		Sample		ethanol quant.M
42	20012020-B	0.080	Control		ethanol quant.M
43	2408683-2		Sample		ethanol quant.M
44	2408683-2		Sample		ethanol quant.M
45	2407603-1		Sample		ethanol quant.M
46	2407603-1		Sample		ethanol quant.M
47	2408696-1		Sample		ethanol quant.M

Dissemination is restricted to Criminal Justice Agencies and authorized agencies ONLY. Secondary dissemination to unauthorized agencies is PROHIBITED. Scottsdale City Prosecutor

Sequence Summary

ee

48	2408696-1		Sample		ethanol quant.M
49	2408641-1		Sample		ethanol quant.M
50	2408641-1		Sample		ethanol quant.M
51	2408695-2		Sample		ethanol quant.M
52	2408695-2		Sample		ethanol quant.M
53	30012020-A	0.400	Control		ethanol quant.M
54	14082019-B	0.040	Control		ethanol quant.M
55	4110320133/11	0.199	Control		ethanol quant.M
56	032824AQ	Negative	Control		ethanol quant.M

Dissemination is restricted to Criminal Justice Agencies and authorized agencies ONLY. Secondary dissemination to unauthorized agencies is PROHIBITED. Scottsdale City Prosecutor

Scottsdale Police Department Crime Laboratory Summary of Cases

SEQUENCE NAME: 30Apr24

ANALYST: Canonico ee

Vials	Test 1 (g/dL)	Test 2 (g/dL)	Mean (g/dL)	Percent Difference*	Absolute Difference (g/dL)*
10 11	0.2823	0.2776	0.27995	0.84	0.00235
12 13	0.1400	0.1399	0.13995	0.04	0.00005
14 15	0.1808	0.1817	0.18125	0.25	0.00045
16 17	0.2788	0.2782	0.27850	0.11	0.00030
18 19	0.1037	0.1035	0.10360	0.10	0.00010
21 22	0.2491	0.2490	0.24905	0.02	0.00005
23 24	0.0732	0.0739	0.07355	0.48	0.00035
25 26	0.0885	0.0887	0.08860	0.11	0.00010
27 28	0.2013	0.2029	0.20210	0.40	0.00080
29 30	0.0803	0.0801	0.08020	0.12	0.00010
32 33	0.0797	0.0790	0.07935	0.44	0.00035
34 35	0.1511	0.1484	0.14975	0.90	0.00135
36 37	0.1358	0.1354	0.13560	0.15	0.00020
38 39	0.2304	0.2290	0.22970	0.30	0.00070
40 41	0.1988	0.2003	0.19955	0.38	0.00075
43 44	0.2442	0.2426	0.24340	0.33	0.00080
45 46	0.1464	0.1454	0.14590	0.34	0.00050
47 48	0.0474	0.0473	0.04735	0.11	0.00005
49 50	0.2269	0.2272	0.22705	0.07	0.00015
51 52	0.1707	0.1710	0.17085	0.09	0.00015

*Calculated differences are differences from the mean of the two results.

Scottsdale Police Department Crime Lab Volatiles Analysis

Sample: 2407602-1	Vial: 10
Description: [REDACTED]	LIMS ID: [REDACTED]
Method: ethanol quant.M	Sequence: 30Apr24
Instrument: US14173023 CN14160045	Injection date: 4/30/2024 12:48:49 PM
Data file: C:\Chem32\1\Data\30Apr24\10.D	Analyst: Canonico

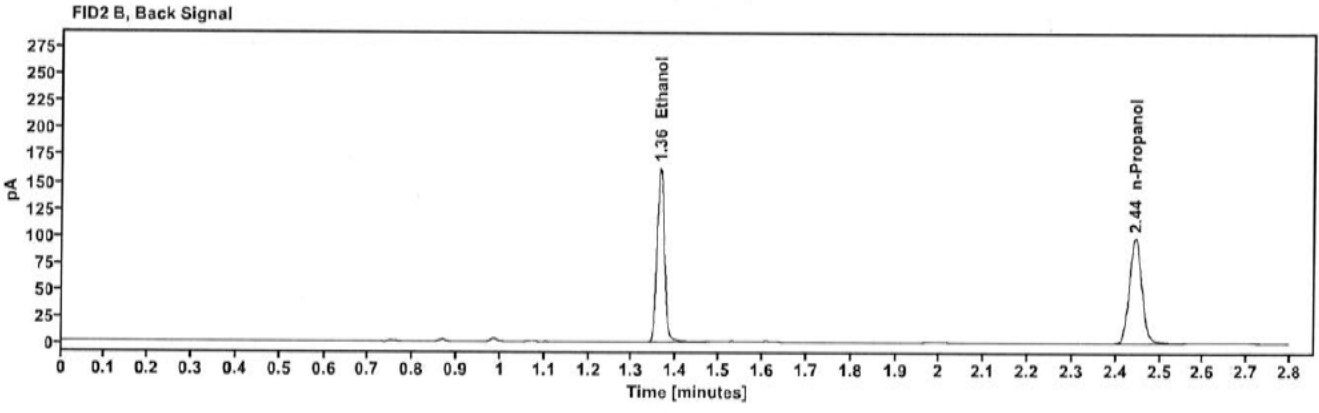
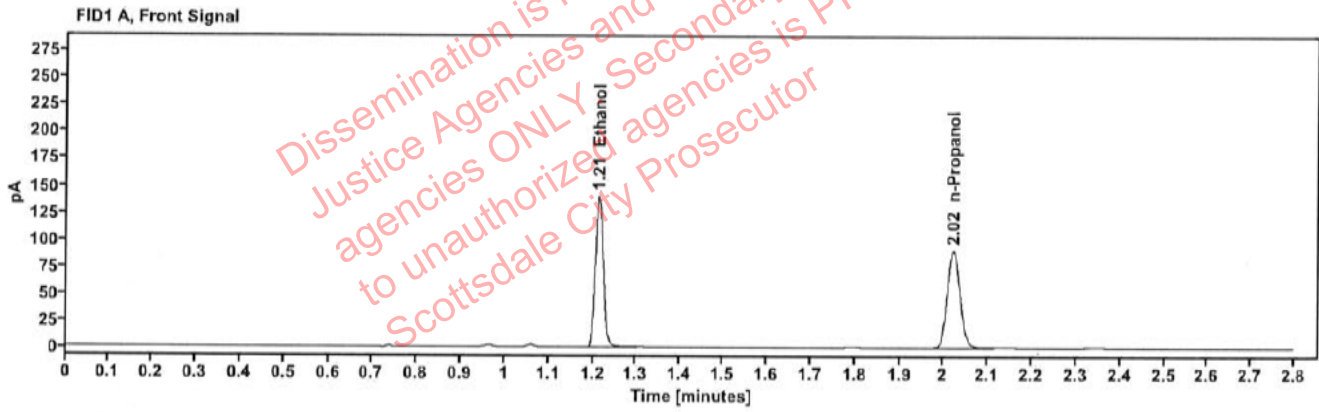


Table 1: FID 1 A (column DB-ALC1)

Compound	Amount (g/100mL)	Time (min)	Peak Area
>Ethanol	0.2823	1.213	178.191
n-Propanol	-----	2.021	180.284

Table 2: FID 2 B (column DB-ALC2)

Compound	Time (min)	Peak Area
Ethanol	1.362	197.323
n-Propanol	2.444	195.915

Scottsdale Police Department Crime Lab Volatiles Analysis

Sample:	2407602-1	Vial:	11
Description:	[REDACTED]	LIMS ID:	[REDACTED]
Method:	ethanol quant.M	Sequence:	30Apr24
Instrument:	US14173023 CN14160045	Injection date:	4/30/2024 12:52:50 PM
Data file:	C:\Chem32\11\Data\30Apr24\11.D	Analyst:	Canonico

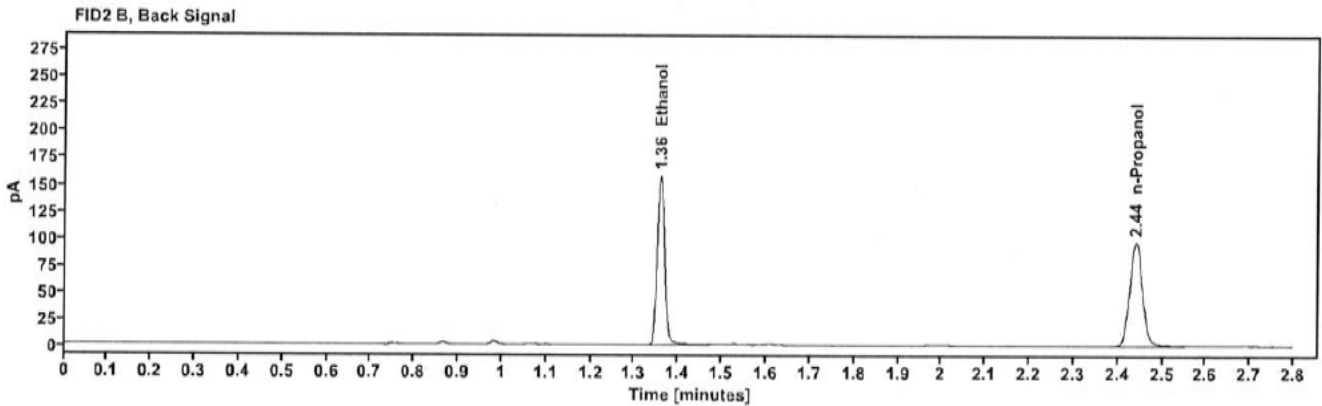
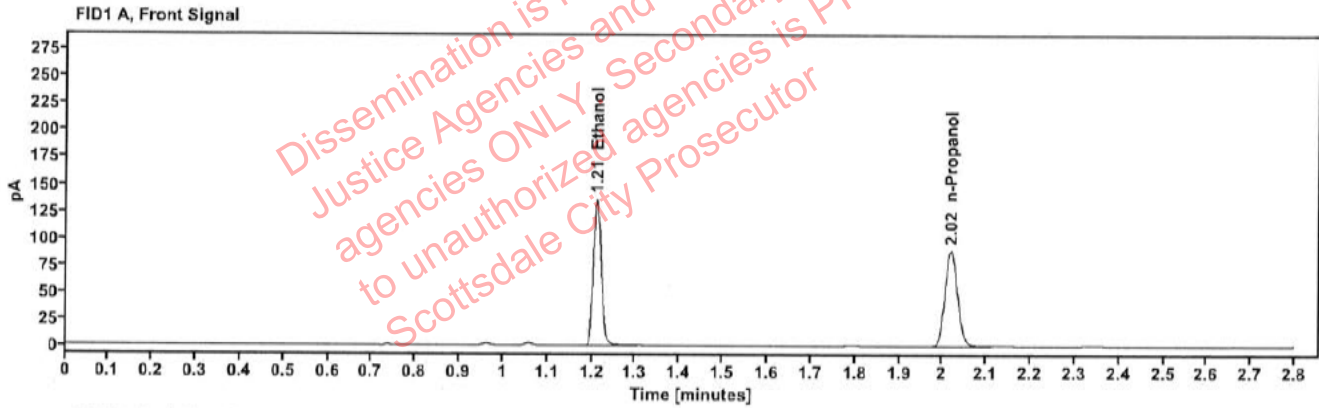


Table 1: FID 1 A (column DB-ALC1)

Compound	Amount (g/100mL)	Time (min)	Peak Area
>Ethanol	0.2776	1.211	172.966
n-Propanol	-----	2.019	177.958

Table 2: FID 2 B (column DB-ALC2)

Compound	Time (min)	Peak Area
Ethanol	1.358	191.496
n-Propanol	2.440	193.443

Scottsdale Police Department Crime Lab Volatiles Analysis

Sample:	427-01B.G.	Vial:	12
Description:	[REDACTED]	LIMS ID:	[REDACTED]
Method:	ethanol quant.M	Sequence:	30Apr24
Instrument:	US14173023 CN14160045	Injection date:	4/30/2024 12:56:49 PM
Data file:	C:\Chem32\1\Data\30Apr24\12.D	Analyst:	Canonico

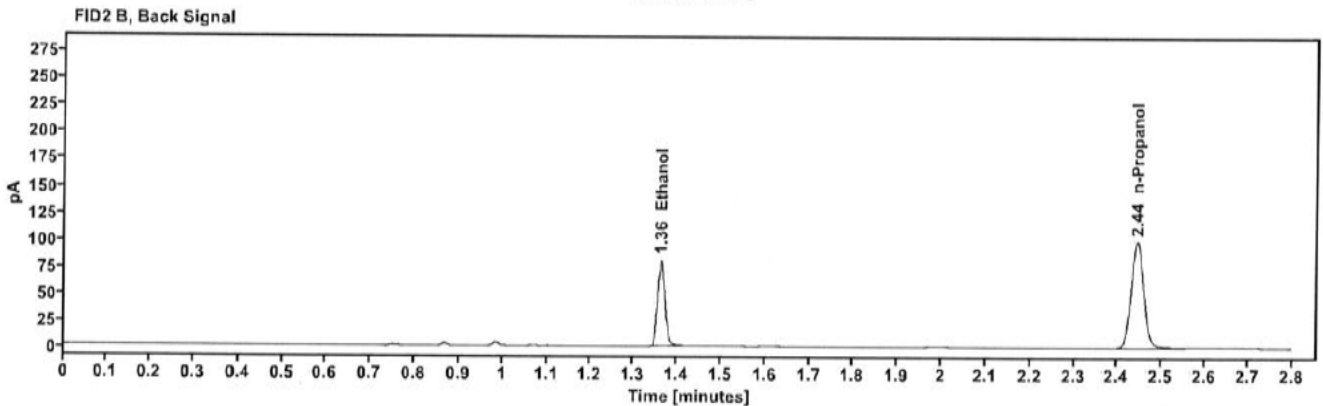
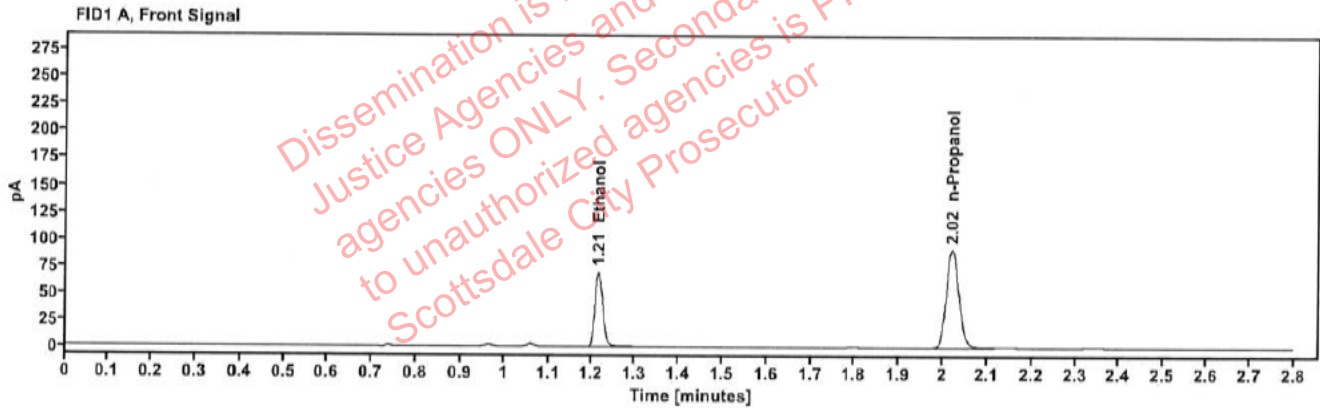


Table 1: FID 1 A (column DB-ALC1)

Compound	Amount (g/100mL)	Time (min)	Peak Area
>Ethanol	0.1400	1.214	89.132
n-Propanol	-----	2.021	182.162

Table 2: FID 2 B (column DB-ALC2)

Compound	Time (min)	Peak Area
Ethanol	1.362	97.795
n-Propanol	2.444	197.877

Scottsdale Police Department Crime Lab Volatiles Analysis

Sample:	427-01B.G.	Vial:	13
Description:	[REDACTED]	LIMS ID:	[REDACTED]
Method:	ethanol quant.M	Sequence:	30Apr24
Instrument:	US14173023 CN14160045	Injection date:	4/30/2024 1:01:04 PM
Data file:	C:\Chem32\1\Data\30Apr24\13.D	Analyst:	Canonico

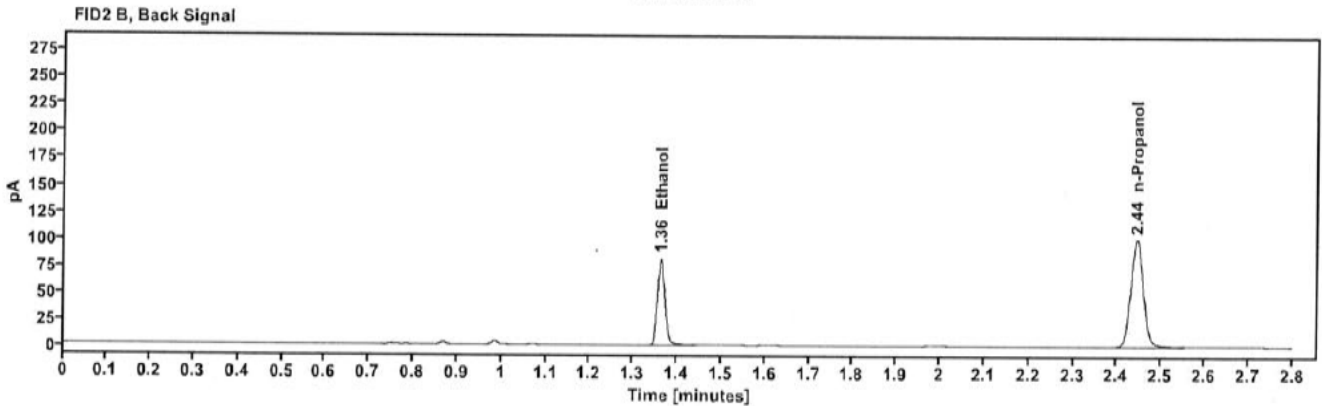
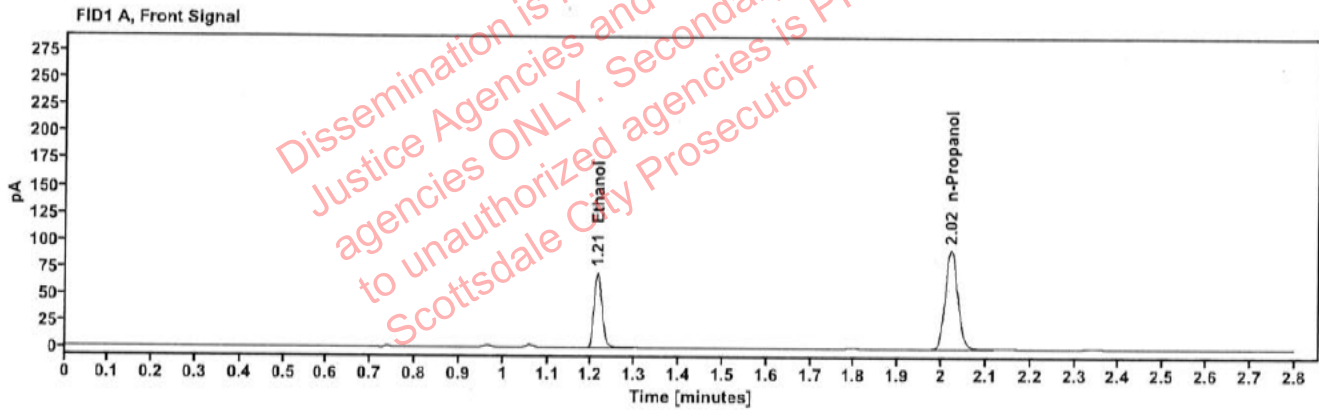


Table 1: FID 1 A (column DB-ALC1)

Compound	Amount (g/100mL)	Time (min)	Peak Area
>Ethanol	0.1399	1.214	89.915
n-Propanol	-----	2.021	183.940

Table 2: FID 2 B (column DB-ALC2)

Compound	Time (min)	Peak Area
Ethanol	1.363	98.547
n-Propanol	2.444	199.748

Scottsdale Police Department Crime Lab Volatiles Analysis

Sample:	423-01A.S.	Vial:	14
Description:	[REDACTED]	LIMS ID:	[REDACTED]
Method:	ethanol quant.M	Sequence:	30Apr24
Instrument:	US14173023 CN14160045	Injection date:	4/30/2024 1:05:04 PM
Data file:	C:\Chem32\1\Data\30Apr24\14.D	Analyst:	Canonico

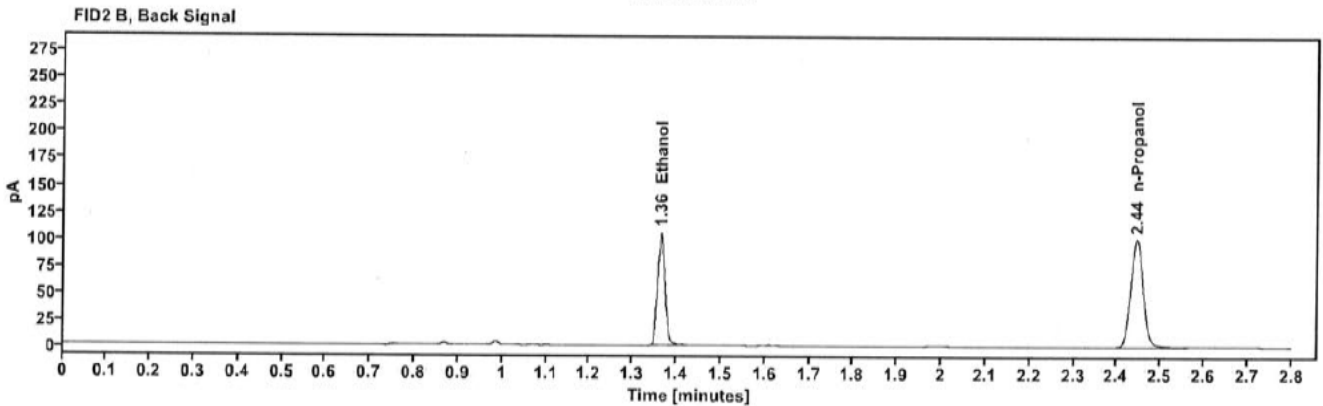
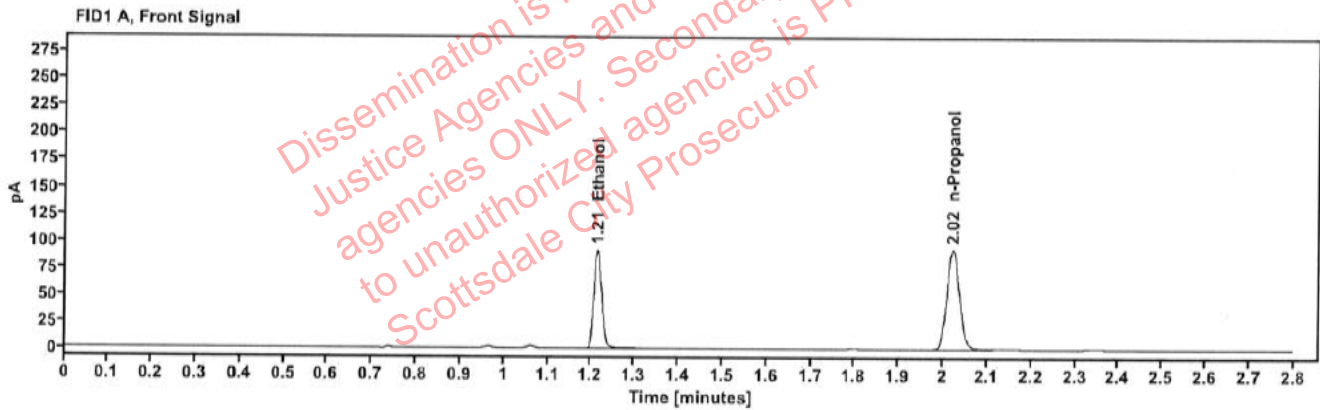


Table 1: FID 1 A (column DB-ALC1)

Compound	Amount (g/100mL)	Time (min)	Peak Area
>Ethanol	0.1808	1.214	116.864
n-Propanol	-----	2.022	184.763

Table 2: FID 2 B (column DB-ALC2)

Compound	Time (min)	Peak Area
Ethanol	1.363	128.087
n-Propanol	2.444	200.836

Scottsdale Police Department Crime Lab Volatiles Analysis

Sample:	423-01A.S.	Vial:	15
Description:	[REDACTED]	LIMS ID:	[REDACTED]
Method:	ethanol quant.M	Sequence:	30Apr24
Instrument:	US14173023 CN14160045	Injection date:	4/30/2024 1:09:03 PM
Data file:	C:\Chem32\1\Data\30Apr24\15.D	Analyst:	Canonico

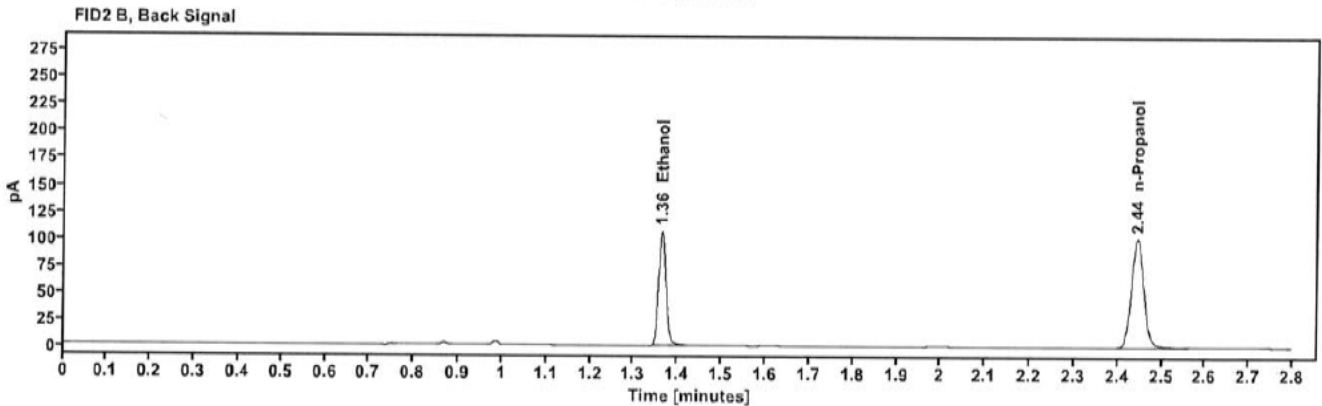
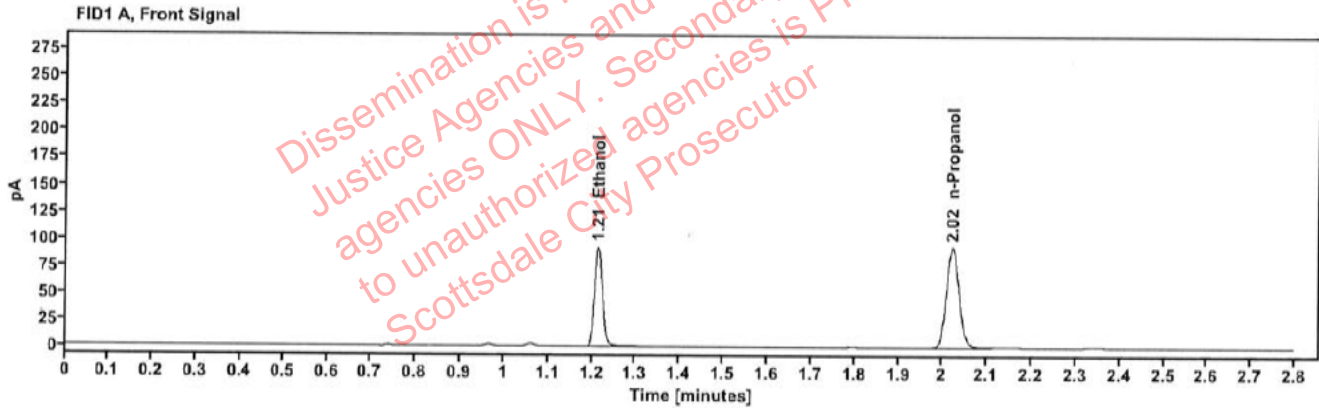


Table 1: FID 1 A (column DB-ALC1)

Compound	Amount (g/100mL)	Time (min)	Peak Area
>Ethanol	0.1817	1.214	118.201
n-Propanol	-----	2.022	185.956

Table 2: FID 2 B (column DB-ALC2)

Compound	Time (min)	Peak Area
Ethanol	1.363	129.582
n-Propanol	2.445	202.227

Scottsdale Police Department Crime Lab Volatiles Analysis

Sample:	438-01J.M.	Vial:	16
Description:	[REDACTED]	LIMS ID:	[REDACTED]
Method:	ethanol quant.M	Sequence:	30Apr24
Instrument:	US14173023 CN14160045	Injection date:	4/30/2024 1:13:03 PM
Data file:	C:\Chem32\1\Data\30Apr24\16.D	Analyst:	Canonico

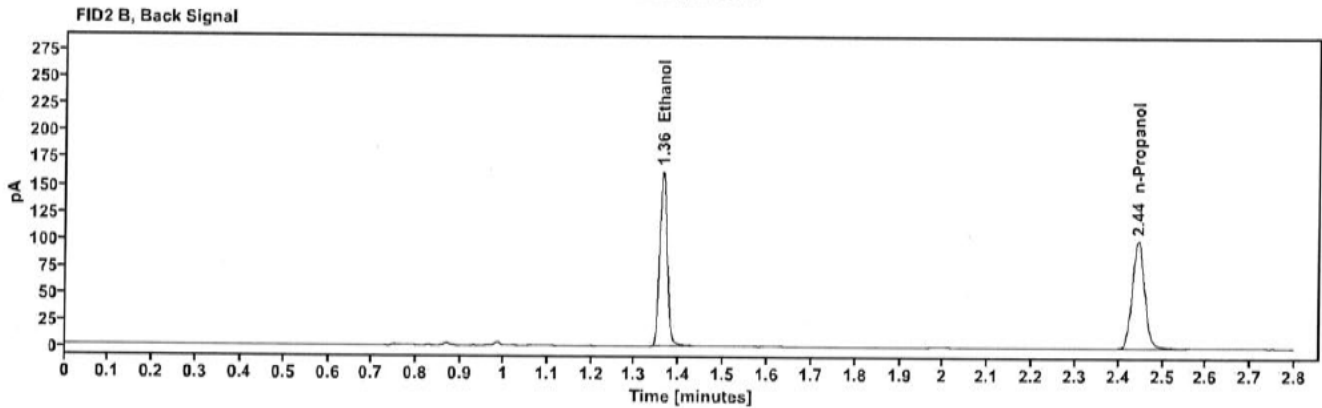
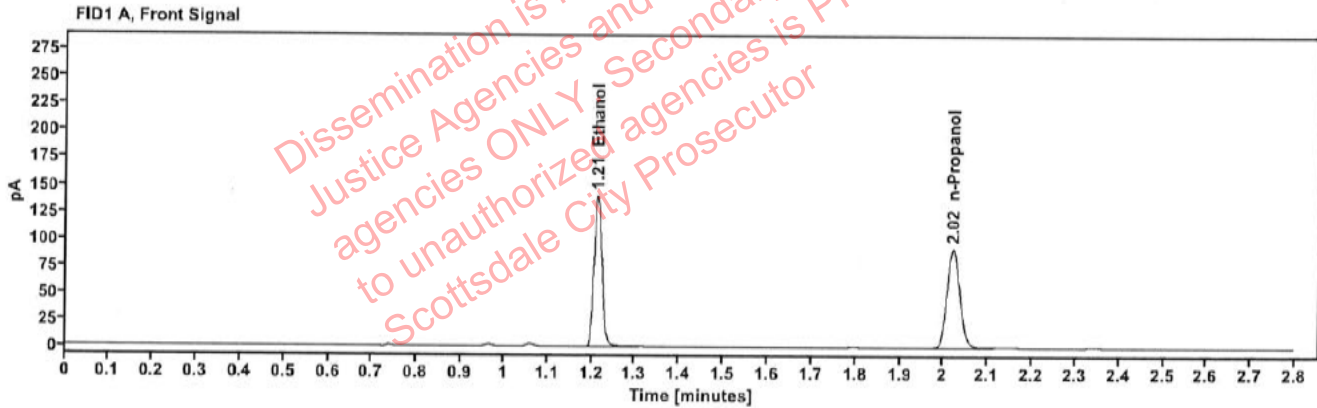


Table 1: FID 1 A (column DB-ALC1)

Compound	Amount (g/100mL)	Time (min)	Peak Area
>Ethanol	0.2788	1.213	179.103
n-Propanol	-----	2.022	183.444

Table 2: FID 2 B (column DB-ALC2)

Compound	Time (min)	Peak Area
Ethanol	1.362	196.629
n-Propanol	2.444	199.022

Scottsdale Police Department Crime Lab Volatiles Analysis

Sample:	438-01J.M.	Vial:	17
Description:	[redacted]	LIMS ID:	[redacted]
Method:	ethanol quant.M	Sequence:	30Apr24
Instrument:	US14173023 CN14160045	Injection date:	4/30/2024 1:17:04 PM
Data file:	C:\Chem32\1\Data\30Apr24\17.D	Analyst:	Canonico

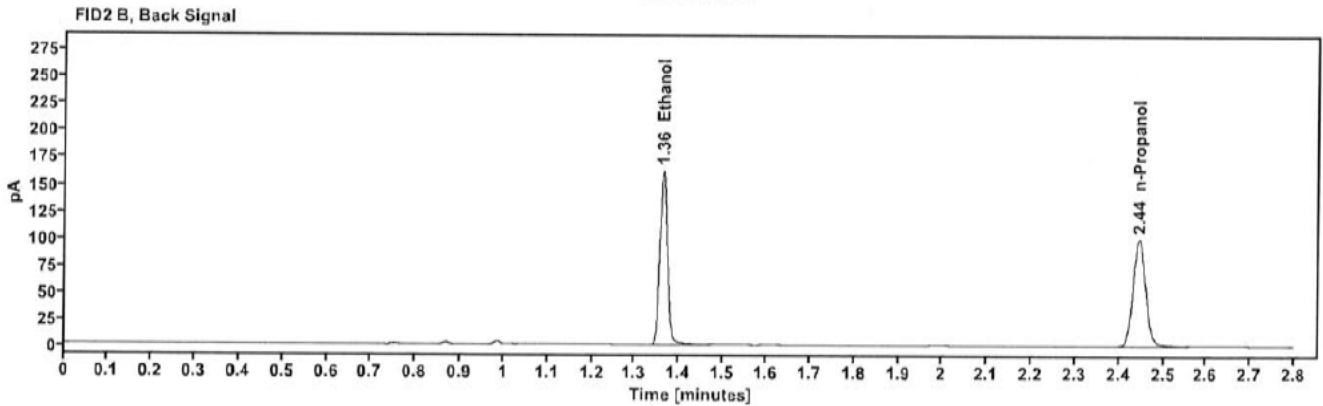
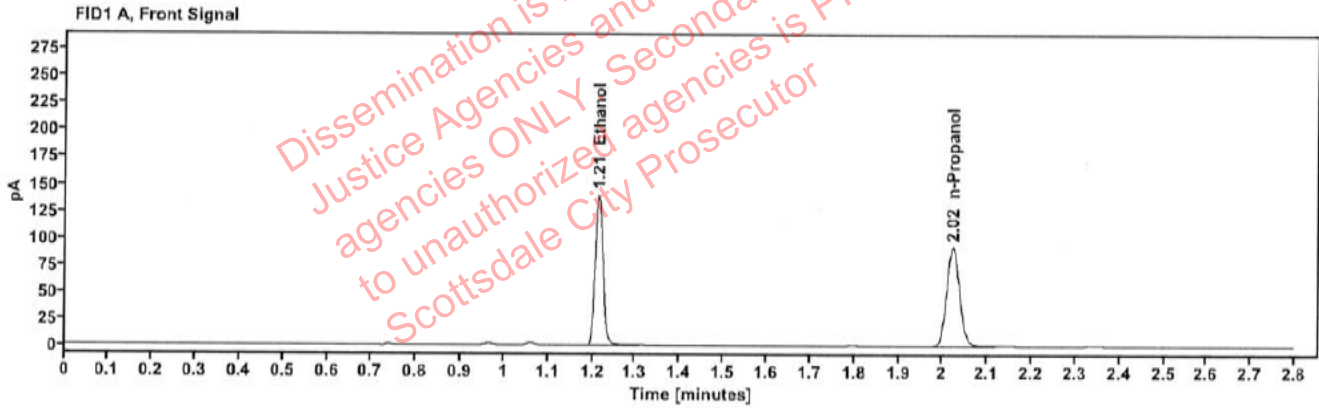


Table 1: FID 1 A (column DB-ALC1)

Compound	Amount (g/100mL)	Time (min)	Peak Area
>Ethanol	0.2782	1.214	178.854
n-Propanol	-----	2.022	183.598

Table 2: FID 2 B (column DB-ALC2)

Compound	Time (min)	Peak Area
Ethanol	1.363	197.668
n-Propanol	2.445	199.205

Scottsdale Police Department Crime Lab Volatiles Analysis

Sample:	2407336-1	Vial:	18
Description:	[REDACTED]	LIMS ID:	[REDACTED]
Method:	ethanol quant.M	Sequence:	30Apr24
Instrument:	US14173023 CN14160045	Injection date:	4/30/2024 1:21:04 PM
Data file:	C:\Chem32\1\Data\30Apr24\18.D	Analyst:	Canonico

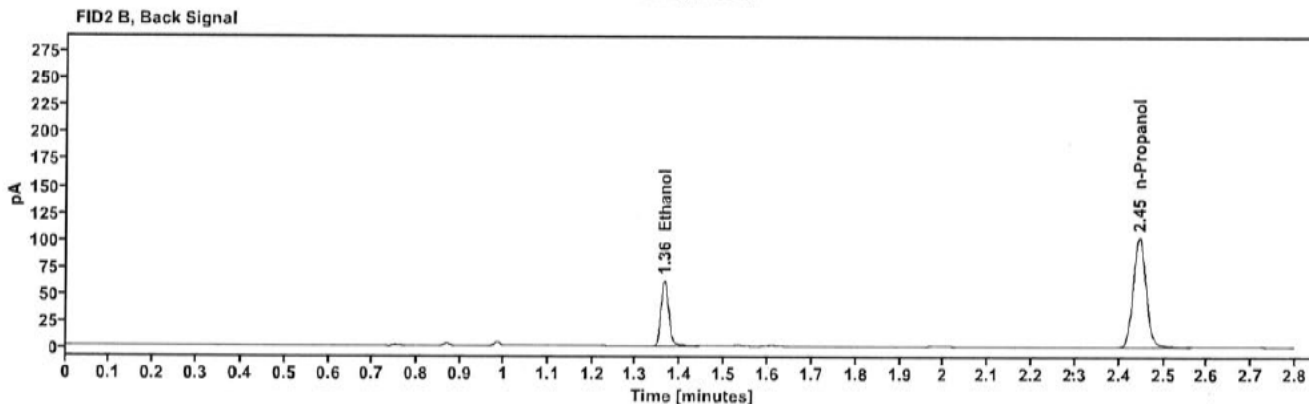
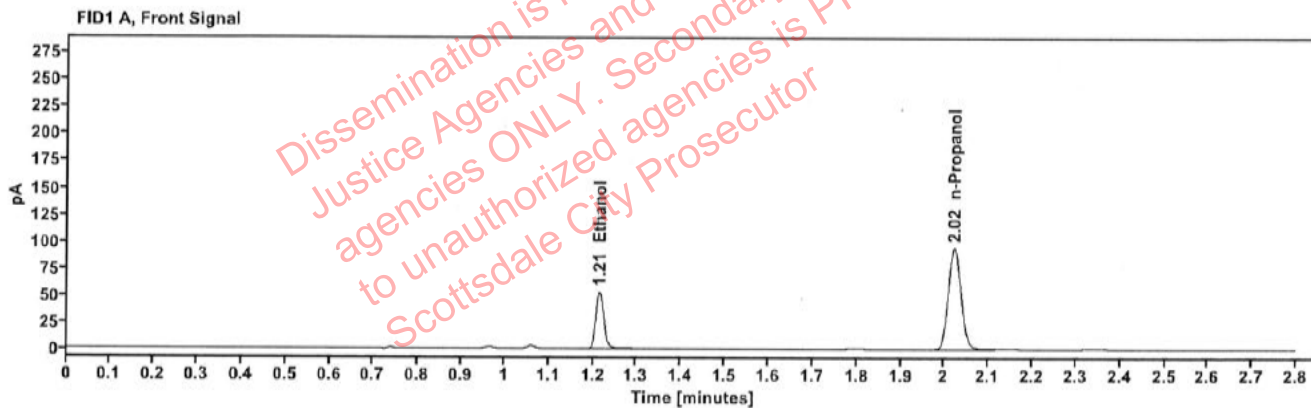


Table 1: FID 1 A (column DB-ALC1)

Compound	Amount (g/100mL)	Time (min)	Peak Area
>Ethanol	0.1037	1.215	68.067
n-Propanol	-----	2.022	188.076

Table 2: FID 2 B (column DB-ALC2)

Compound	Time (min)	Peak Area
Ethanol	1.364	74.596
n-Propanol	2.445	204.325

Scottsdale Police Department Crime Lab Volatiles Analysis

Sample:	2407336-1	Vial:	19
Description:	[REDACTED]	LIMS ID:	[REDACTED]
Method:	ethanol quant.M	Sequence:	30Apr24
Instrument:	US14173023 CN14160045	Injection date:	4/30/2024 1:25:19 PM
Data file:	C:\Chem32\1\Data\30Apr24\19.D	Analyst:	Canonico

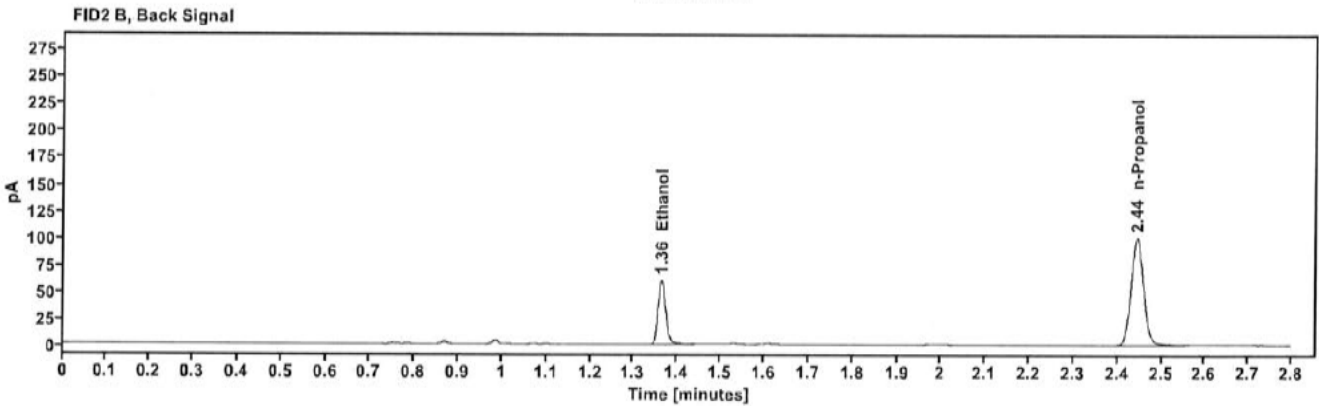
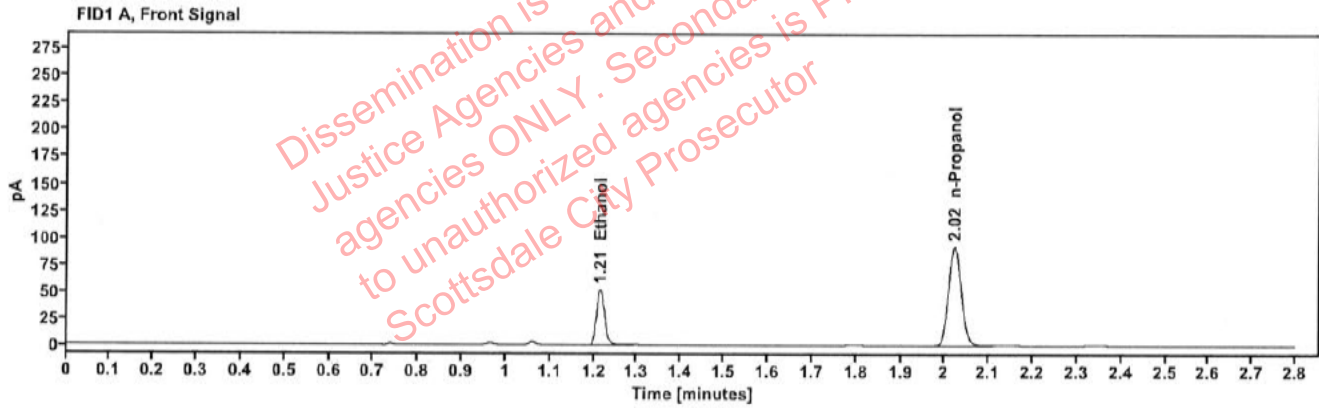


Table 1: FID 1 A (column DB-ALC1)

Compound	Amount (g/100mL)	Time (min)	Peak Area
>Ethanol	0.1035	1.215	66.427
n-Propanol	-----	2.022	183.934

Table 2: FID 2 B (column DB-ALC2)

Compound	Time (min)	Peak Area
Ethanol	1.363	72.764
n-Propanol	2.445	199.616

Scottsdale Police Department Crime Lab Volatiles Analysis

Sample:	2408341-2	Vial:	21
Description:	[REDACTED]	LIMS ID:	[REDACTED]
Method:	ethanol quant.M	Sequence:	30Apr24
Instrument:	US14173023 CN14160045	Injection date:	4/30/2024 1:33:19 PM
Data file:	C:\Chem32\1\Data\30Apr24\21.D	Analyst:	Canonico

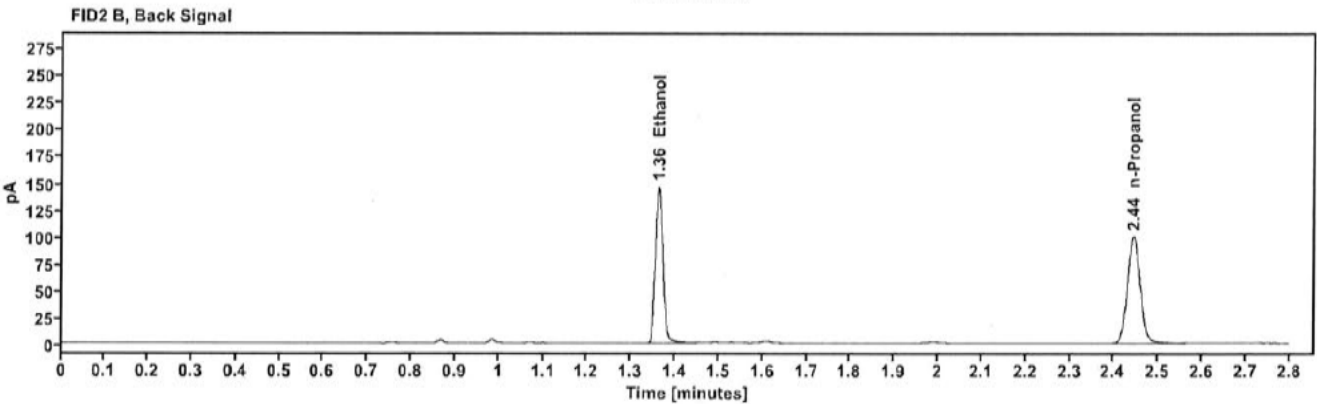
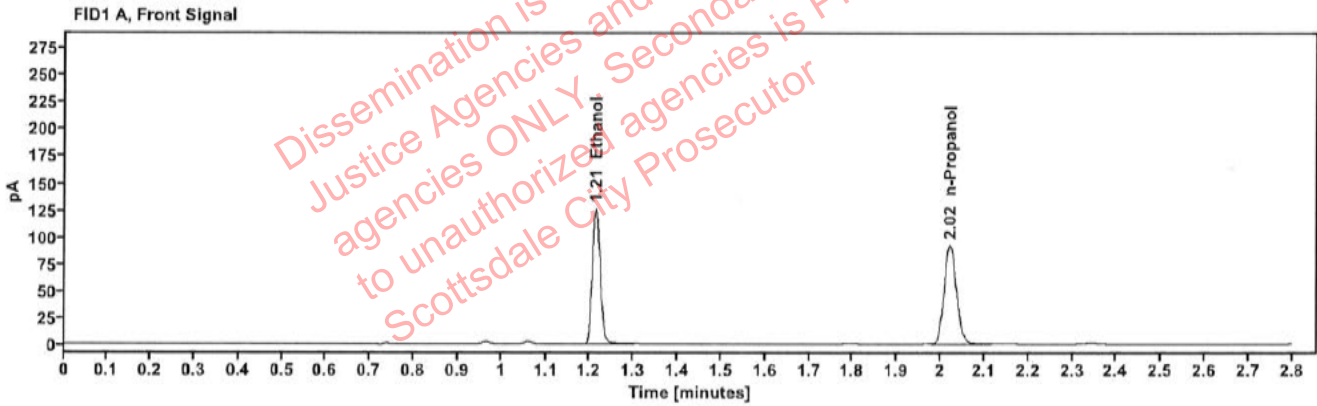


Table 1: FID 1 A (column DB-ALC1)

Compound	Amount (g/100mL)	Time (min)	Peak Area
>Ethanol	0.2491	1.213	161.001
n-Propanol	-----	2.021	184.640

Table 2: FID 2 B (column DB-ALC2)

Compound	Time (min)	Peak Area
Ethanol	1.362	177.094
n-Propanol	2.444	199.551

Scottsdale Police Department Crime Lab Volatiles Analysis

Sample:	2408341-2	Vial:	22
Description:		LIMS ID:	
Method:	ethanol quant.M	Sequence:	30Apr24
Instrument:	US14173023 CN14160045	Injection date:	4/30/2024 1:37:19 PM
Data file:	C:\Chem32\1\Data\30Apr24\22.D	Analyst:	Canonico

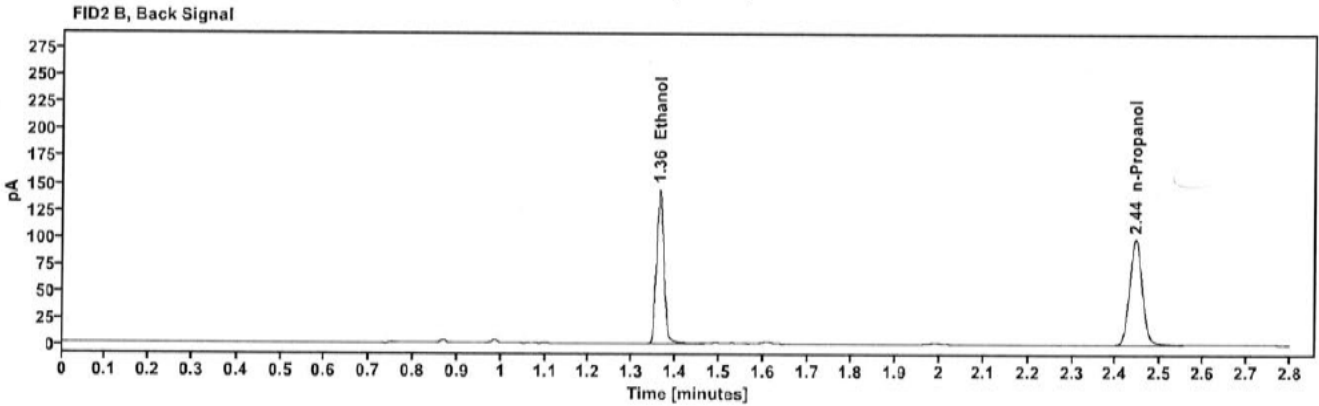
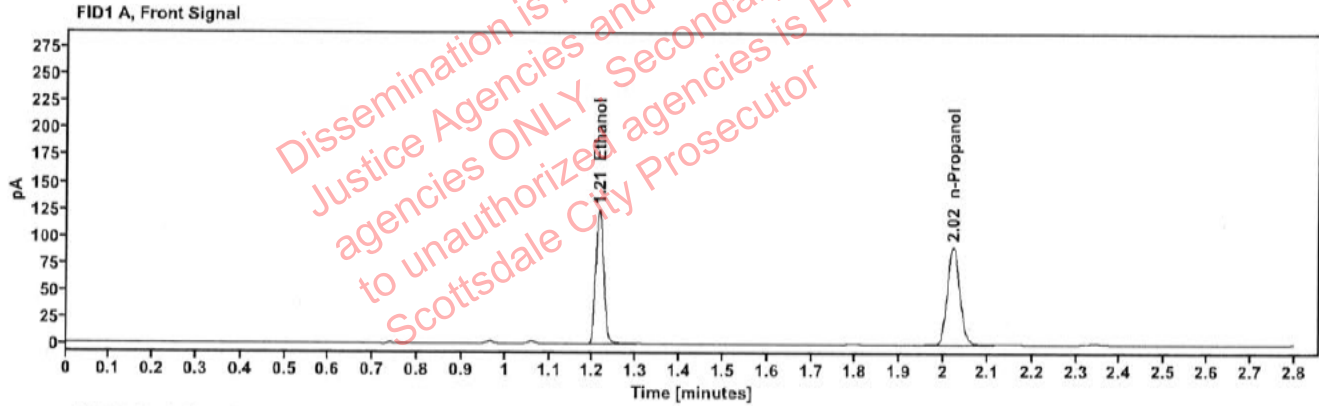


Table 1: FID 1 A (column DB-ALC1)

Compound	Amount (g/100mL)	Time (min)	Peak Area
>Ethanol	0.2490	1.214	159.279
n-Propanol	-----	2.021	182.718

Table 2: FID 2 B (column DB-ALC2)

Compound	Time (min)	Peak Area
Ethanol	1.362	176.541
n-Propanol	2.444	196.591

Scottsdale Police Department Crime Lab Volatiles Analysis

Sample:	2408361-1	Vial:	23
Description:	[REDACTED]	LIMS ID:	[REDACTED]
Method:	ethanol quant.M	Sequence:	30Apr24
Instrument:	US14173023 CN14160045	Injection date:	4/30/2024 1:41:19 PM
Data file:	C:\Chem32\1\Data\30Apr24\23.D	Analyst:	Canonico

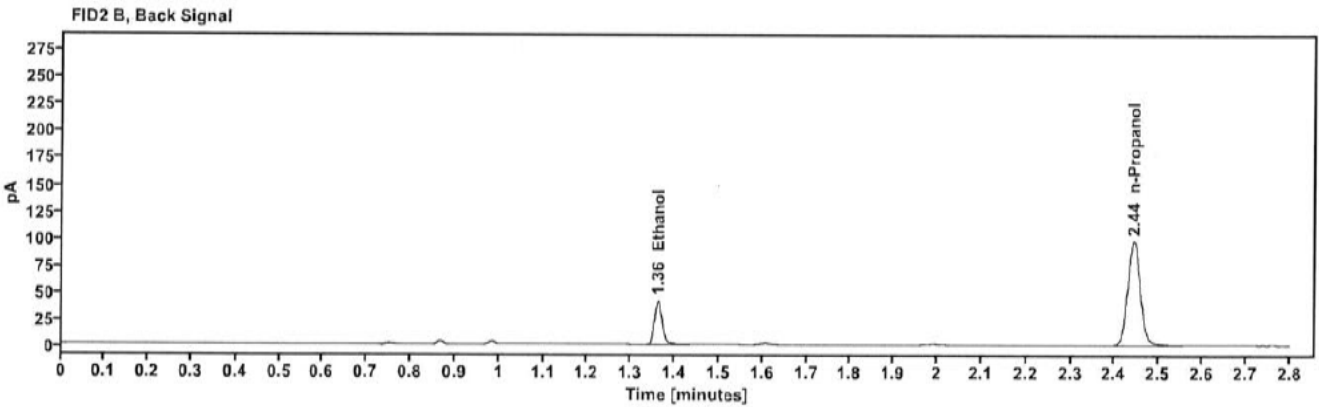
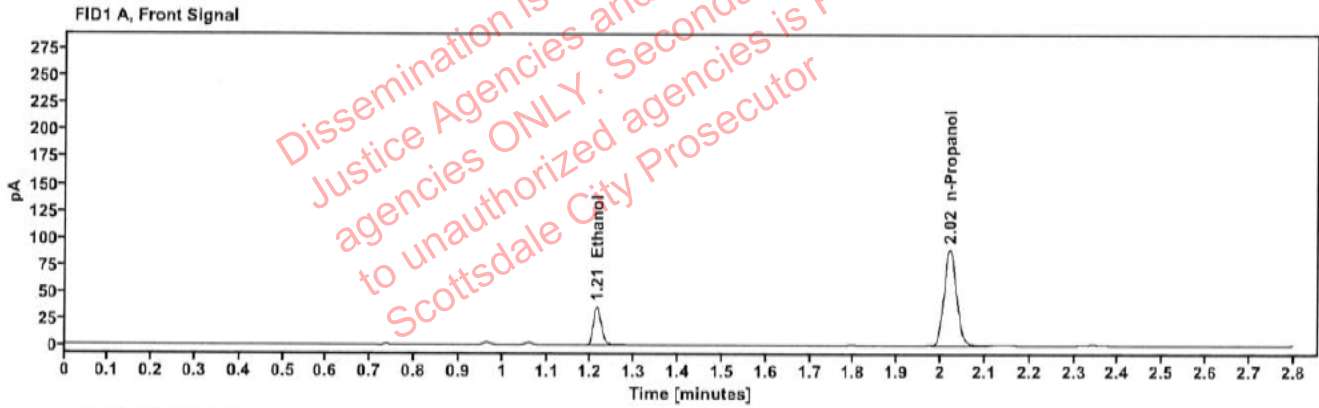


Table 1: FID 1 A (column DB-ALC1)

Compound	Amount (g/100mL)	Time (min)	Peak Area
>Ethanol	0.0732	1.214	45.702
n-Propanol	-----	2.021	179.439

Table 2: FID 2 B (column DB-ALC2)

Compound	Time (min)	Peak Area
Ethanol	1.362	50.203
n-Propanol	2.443	193.992

Scottsdale Police Department Crime Lab Volatiles Analysis

Sample:	2408361-1	Vial:	24
Description:	[REDACTED]	LIMS ID:	[REDACTED]
Method:	ethanol quant.M	Sequence:	30Apr24
Instrument:	US14173023 CN14160045	Injection date:	4/30/2024 1:45:19 PM
Data file:	C:\Chem32\1\Data\30Apr24\24.D	Analyst:	Canonico

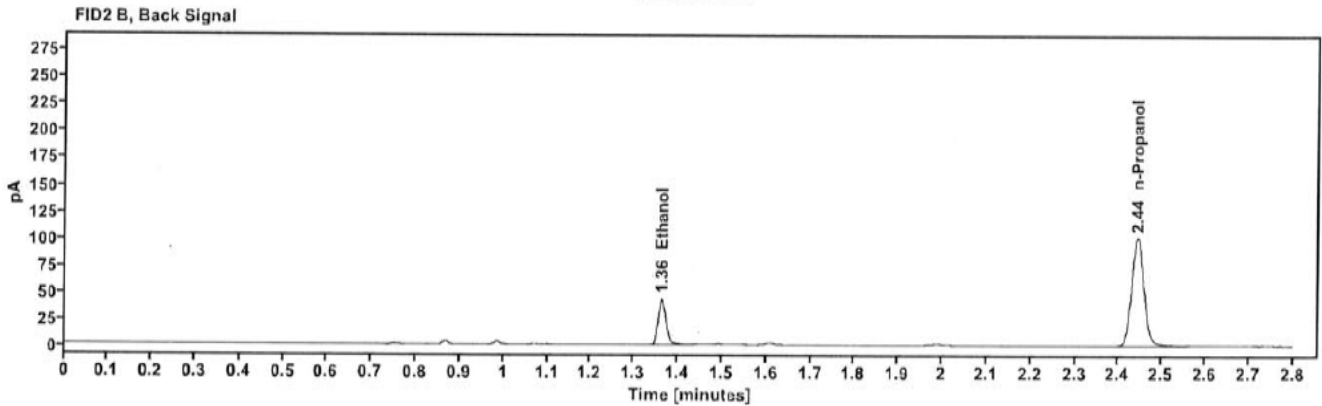
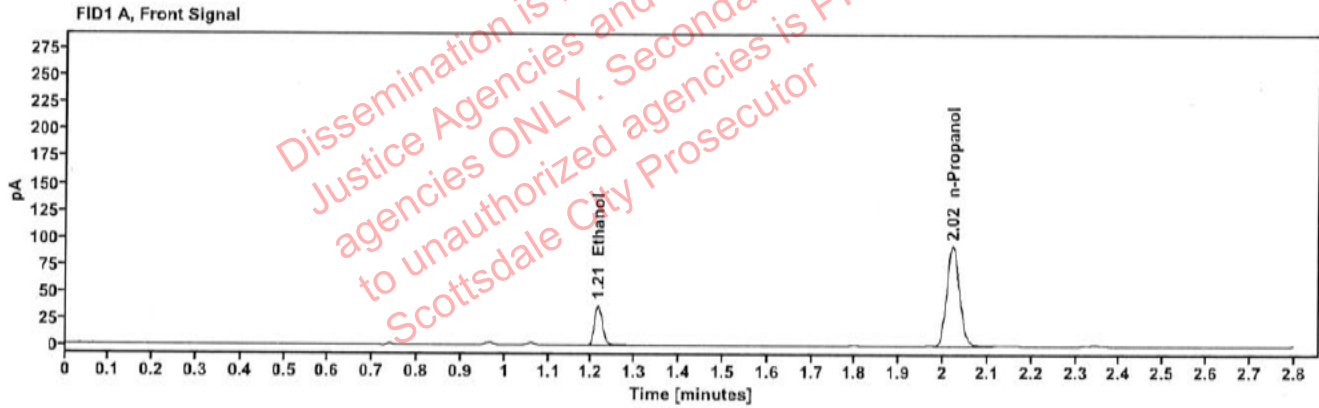


Table 1: FID 1 A (column DB-ALC1)

Compound	Amount (g/100mL)	Time (min)	Peak Area
>Ethanol	0.0739	1.215	47.825
n-Propanol	-----	2.021	185.777

Table 2: FID 2 B (column DB-ALC2)

Compound	Time (min)	Peak Area
Ethanol	1.363	52.623
n-Propanol	2.444	200.717

Scottsdale Police Department Crime Lab Volatiles Analysis

Sample:	2408051-2	Vial:	25
Description:	[REDACTED]	LIMS ID:	[REDACTED]
Method:	ethanol quant.M	Sequence:	30Apr24
Instrument:	US14173023 CN14160045	Injection date:	4/30/2024 1:49:34 PM
Data file:	C:\Chem32\1\Data\30Apr24\25.D	Analyst:	Canonico

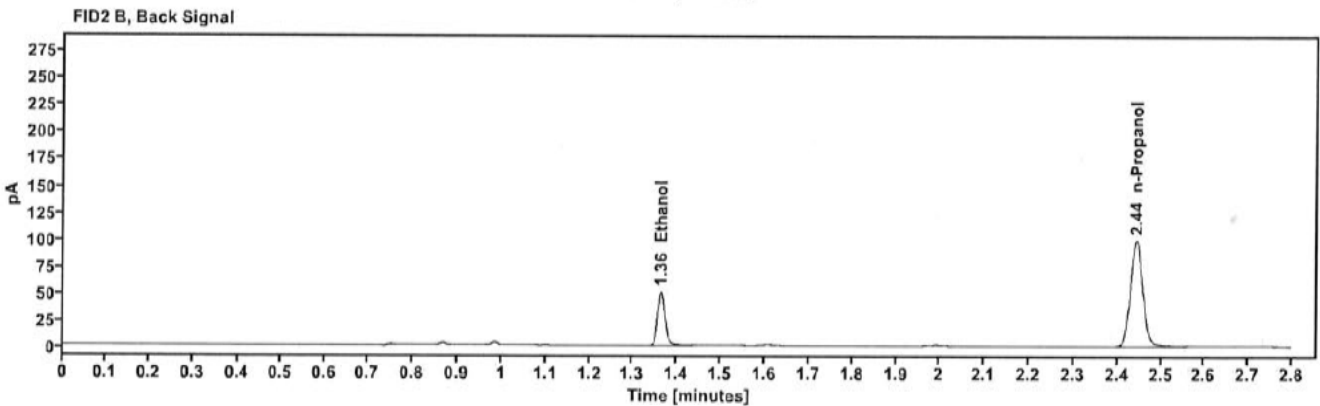
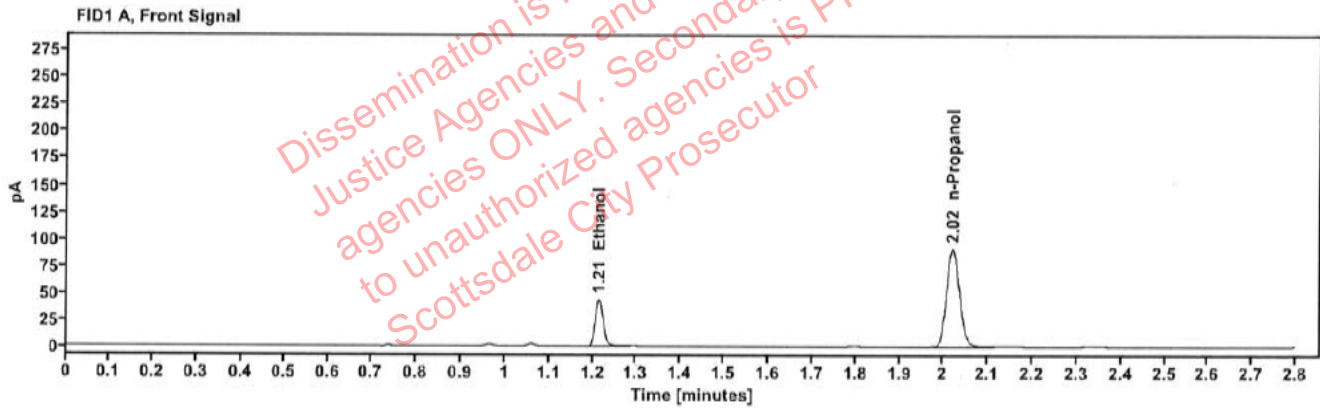


Table 1: FID 1 A (column DB-ALC1)

Compound	Amount (g/100mL)	Time (min)	Peak Area
>Ethanol	0.0885	1.214	56.073
n-Propanol	-----	2.021	181.651

Table 2: FID 2 B (column DB-ALC2)

Compound	Time (min)	Peak Area
Ethanol	1.362	61.302
n-Propanol	2.443	197.480

Scottsdale Police Department Crime Lab Volatiles Analysis

Sample:	2408051-2	Vial:	26
Description:	[REDACTED]	LIMS ID:	[REDACTED]
Method:	ethanol quant.M	Sequence:	30Apr24
Instrument:	US14173023 CN14160045	Injection date:	4/30/2024 1:53:34 PM
Data file:	C:\Chem32\1\Data\30Apr24\26.D	Analyst:	Canonico

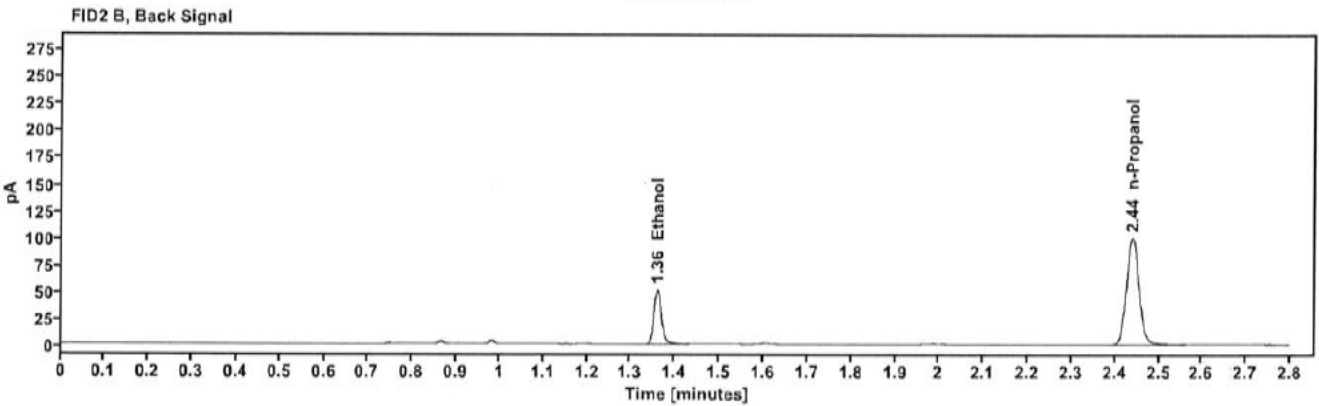
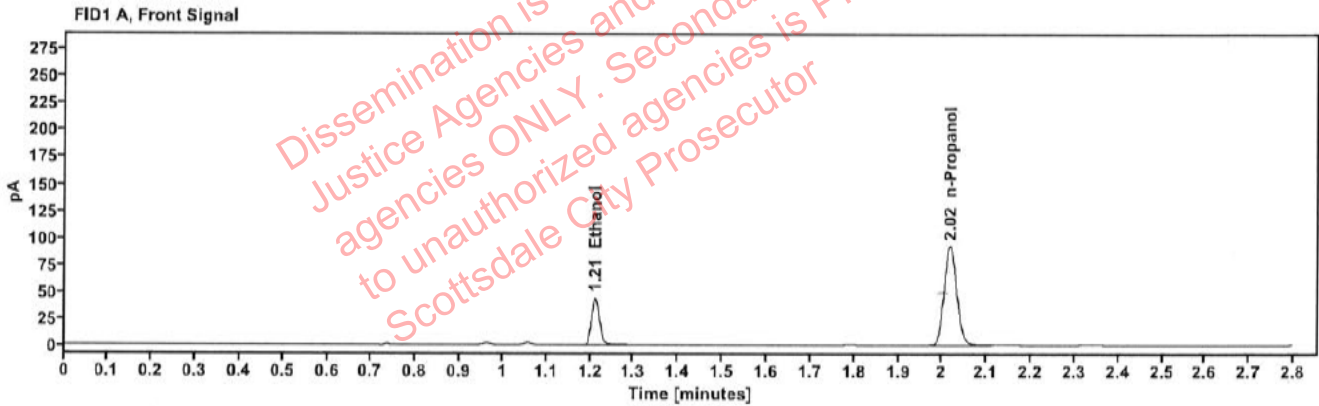


Table 1: FID 1 A (column DB-ALC1)

Compound	Amount (g/100mL)	Time (min)	Peak Area
>Ethanol	0.0887	1.211	56.872
n-Propanol	-----	2.017	183.843

Table 2: FID 2 B (column DB-ALC2)

Compound	Time (min)	Peak Area
Ethanol	1.360	62.231
n-Propanol	2.440	199.824

Scottsdale Police Department Crime Lab Volatiles Analysis

Sample:	2408264-1	Vial:	27
Description:	[REDACTED]	LIMS ID:	[REDACTED]
Method:	ethanol quant.M	Sequence:	30Apr24
Instrument:	US14173023 CN14160045	Injection date:	4/30/2024 1:57:34 PM
Data file:	C:\Chem32\1\Data\30Apr24\27.D	Analyst:	Canonico

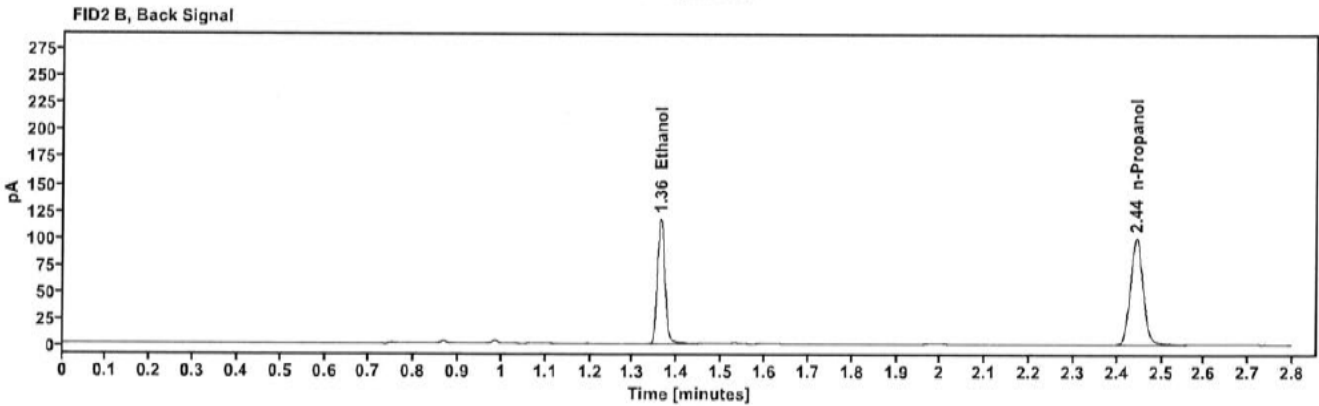
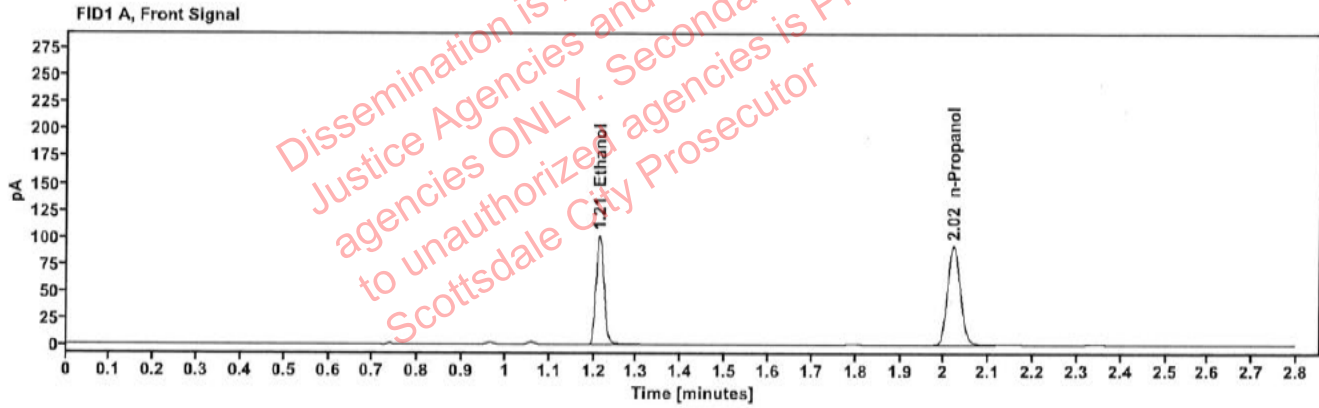


Table 1: FID 1 A (column DB-ALC1)

Compound	Amount (g/100mL)	Time (min)	Peak Area
>Ethanol	0.2013	1.213	129.241
n-Propanol	-----	2.021	183.485

Table 2: FID 2 B (column DB-ALC2)

Compound	Time (min)	Peak Area
Ethanol	1.362	141.920
n-Propanol	2.443	199.309

Scottsdale Police Department Crime Lab Volatiles Analysis

Sample:	2408264-1	Vial:	28
Description:	[REDACTED]	LIMS ID:	[REDACTED]
Method:	ethanol quant.M	Sequence:	30Apr24
Instrument:	US14173023 CN14160045	Injection date:	4/30/2024 2:01:34 PM
Data file:	C:\Chem32\1\Data\30Apr24\28.D	Analyst:	Canonico

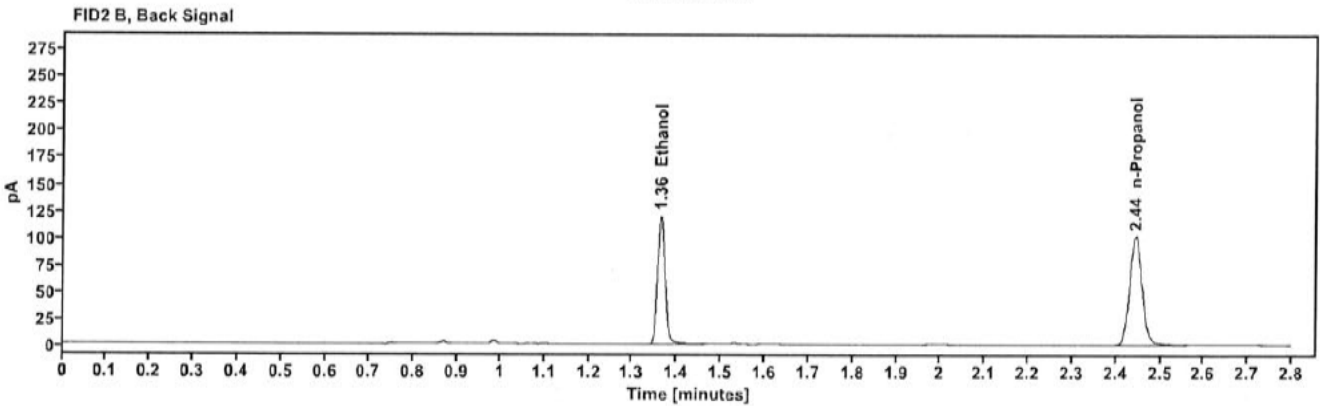
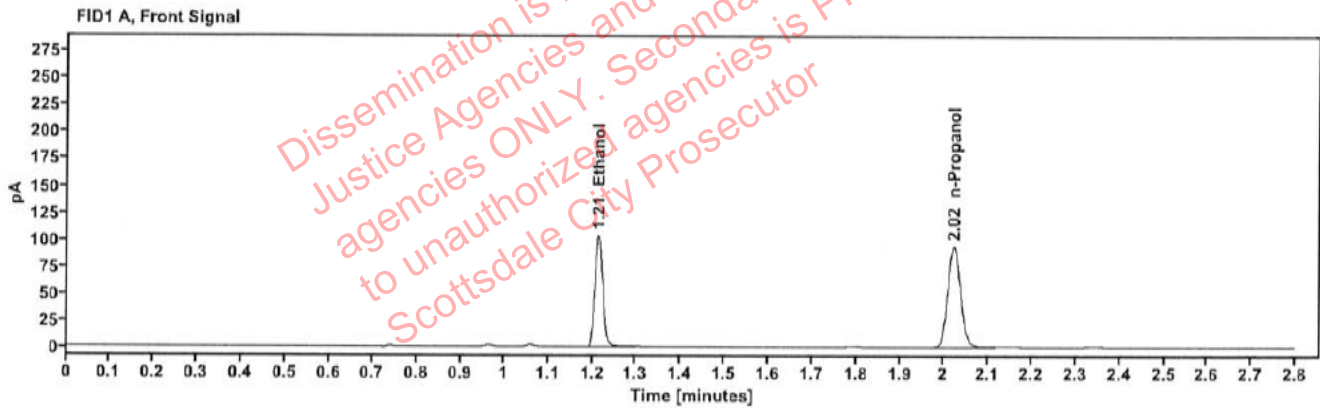


Table 1: FID 1 A (column DB-ALC1)

Compound	Amount (g/100mL)	Time (min)	Peak Area
>Ethanol	0.2029	1.214	132.677
n-Propanol	-----	2.022	186.893

Table 2: FID 2 B (column DB-ALC2)

Compound	Time (min)	Peak Area
Ethanol	1.363	146.782
n-Propanol	2.444	202.972

Scottsdale Police Department Crime Lab Volatiles Analysis

Sample:	2408271-2	Vial:	29
Description:	[REDACTED]	LIMS ID:	[REDACTED]
Method:	ethanol quant.M	Sequence:	30Apr24
Instrument:	US14173023 CN14160045	Injection date:	4/30/2024 2:05:34 PM
Data file:	C:\Chem32\1\Data\30Apr24\29.D	Analyst:	Canonico

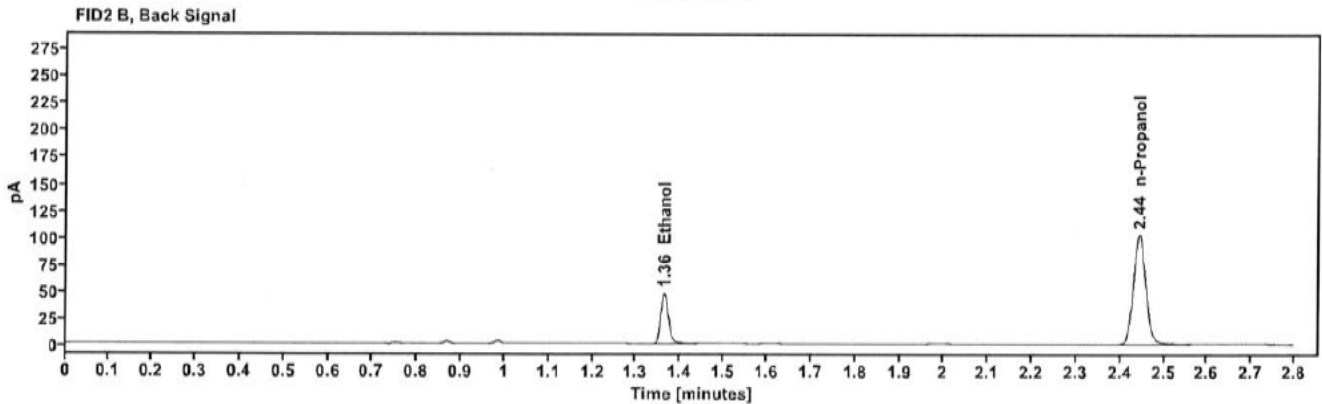
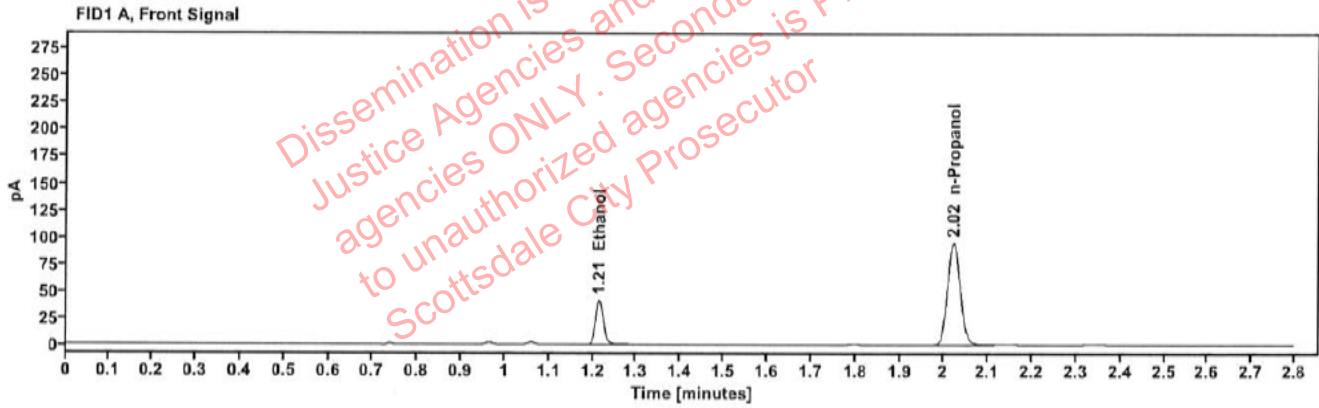


Table 1: FID 1 A (column DB-ALC1)

Compound	Amount (g/100mL)	Time (min)	Peak Area
>Ethanol	0.0803	1.214	52.788
n-Propanol	-----	2.021	188.699

Table 2: FID 2 B (column DB-ALC2)

Compound	Time (min)	Peak Area
Ethanol	1.363	57.702
n-Propanol	2.444	205.085

Scottsdale Police Department Crime Lab Volatiles Analysis

Sample:	2408271-2	Vial:	30
Description:	[REDACTED]	LIMS ID:	[REDACTED]
Method:	ethanol quant.M	Sequence:	30Apr24
Instrument:	US14173023 CN14160045	Injection date:	4/30/2024 2:09:34 PM
Data file:	C:\Chem32\1\Data\30Apr24\30.D	Analyst:	Canonico

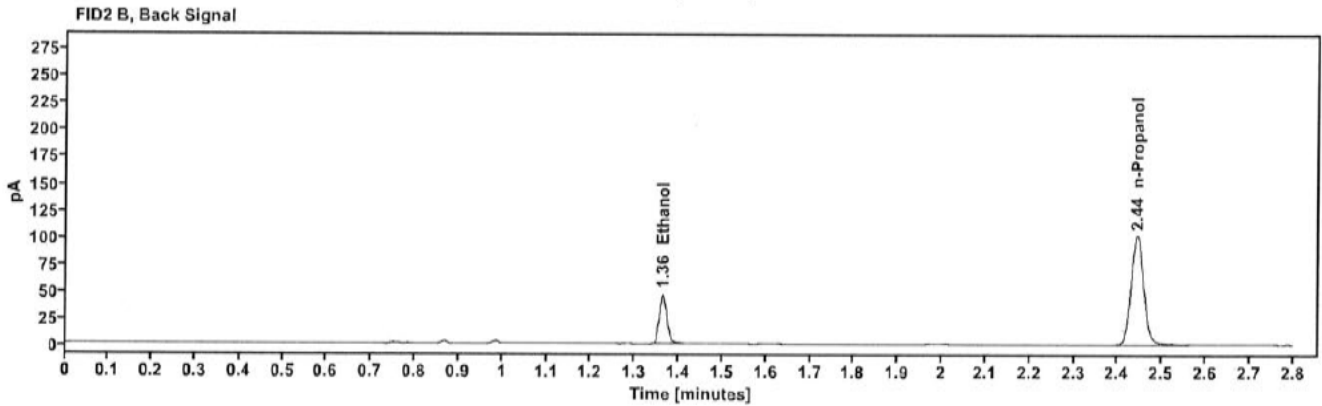
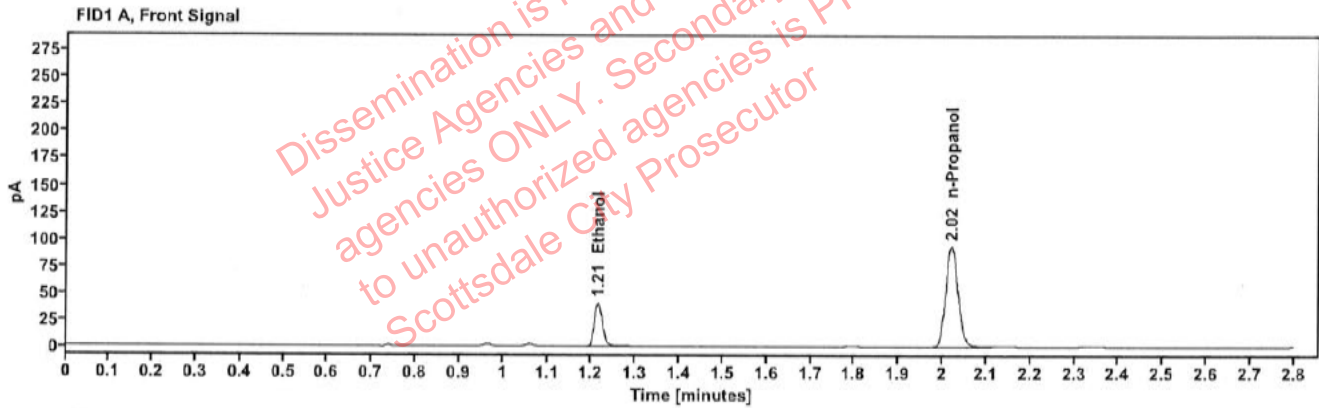


Table 1: FID 1 A (column DB-ALC1)

Compound	Amount (g/100mL)	Time (min)	Peak Area
>Ethanol	0.0801	1.214	52.083
n-Propanol	-----	2.021	186.529

Table 2: FID 2 B (column DB-ALC2)

Compound	Time (min)	Peak Area
Ethanol	1.363	56.965
n-Propanol	2.443	202.732

Scottsdale Police Department Crime Lab Volatiles Analysis

Sample:	2408699-1	Vial:	32
Description:	[REDACTED]	LIMS ID:	[REDACTED]
Method:	ethanol quant.M	Sequence:	30Apr24
Instrument:	US14173023 CN14160045	Injection date:	4/30/2024 2:17:49 PM
Data file:	C:\Chem32\1\Data\30Apr24\32.D	Analyst:	Canonico

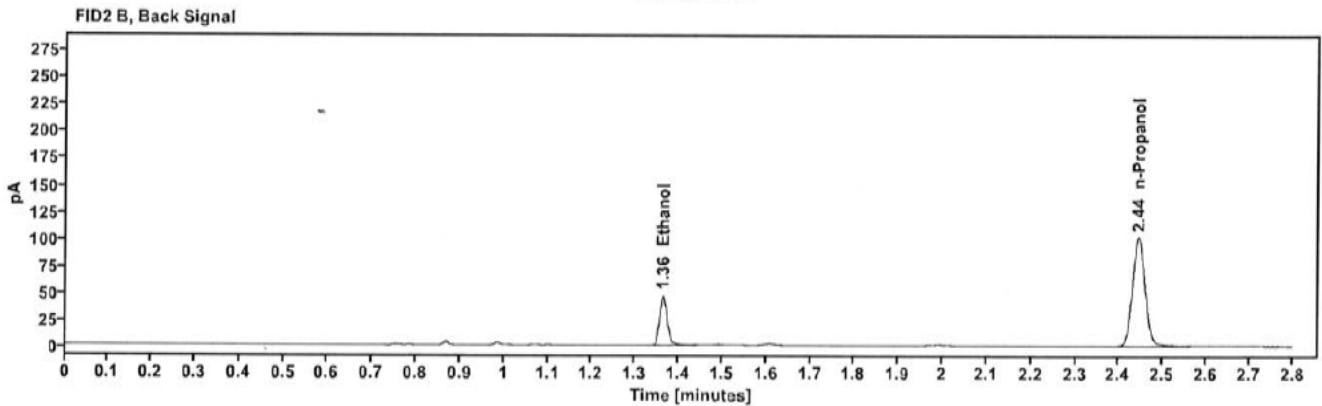
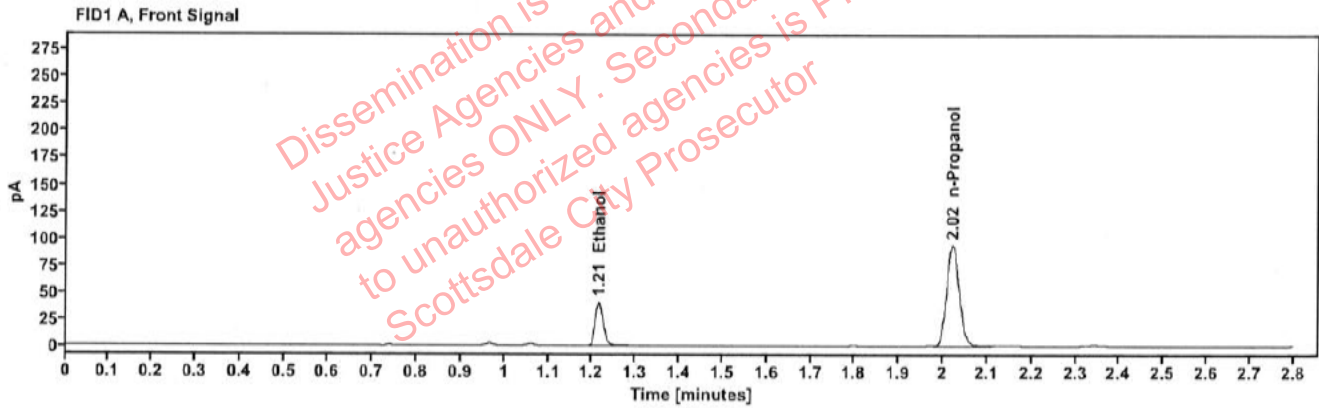


Table 1: FID 1 A (column DB-ALC1)

Compound	Amount (g/100mL)	Time (min)	Peak Area
>Ethanol	0.0797	1.215	52.142
n-Propanol	-----	2.022	187.889

Table 2: FID 2 B (column DB-ALC2)

Compound	Time (min)	Peak Area
Ethanol	1.364	57.305
n-Propanol	2.444	202.983

Scottsdale Police Department Crime Lab Volatiles Analysis

Sample:	2408699-1	Vial:	33
Description:	[REDACTED]	LIMS ID:	[REDACTED]
Method:	ethanol quant.M	Sequence:	30Apr24
Instrument:	US14173023 CN14160045	Injection date:	4/30/2024 2:21:49 PM
Data file:	C:\Chem32\1\Data\30Apr24\33.D	Analyst:	Canonico

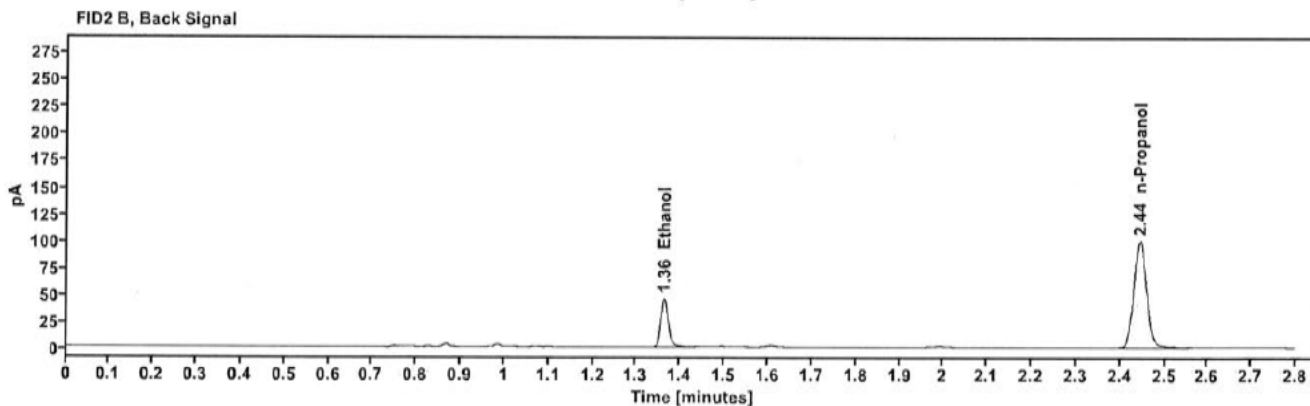
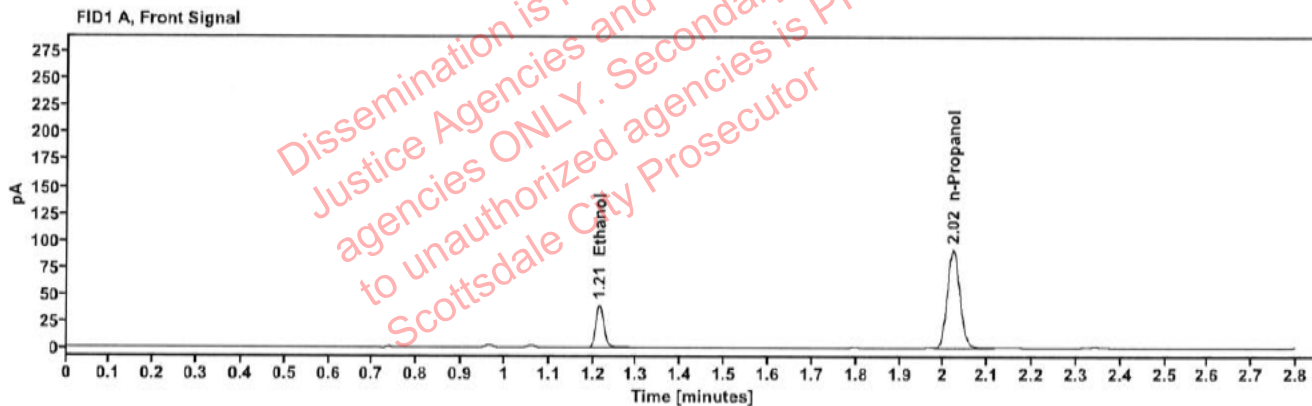


Table 1: FID 1 A (column DB-ALC1)

Compound	Amount (g/100mL)	Time (min)	Peak Area
>Ethanol	0.0790	1.215	50.615
n-Propanol	-----	2.021	183.984

Table 2: FID 2 B (column DB-ALC2)

Compound	Time (min)	Peak Area
Ethanol	1.363	55.614
n-Propanol	2.444	198.576

Scottsdale Police Department Crime Lab Volatiles Analysis

Sample: 2408375-1	Vial: 34
Description: ██████████	LIMS ID: ██████████
Method: ethanol quant.M	Sequence: 30Apr24
Instrument: US14173023 CN14160045	Injection date: 4/30/2024 2:25:49 PM
Data file: C:\Chem32\1\Data\30Apr24\34.D	Analyst: Canonico

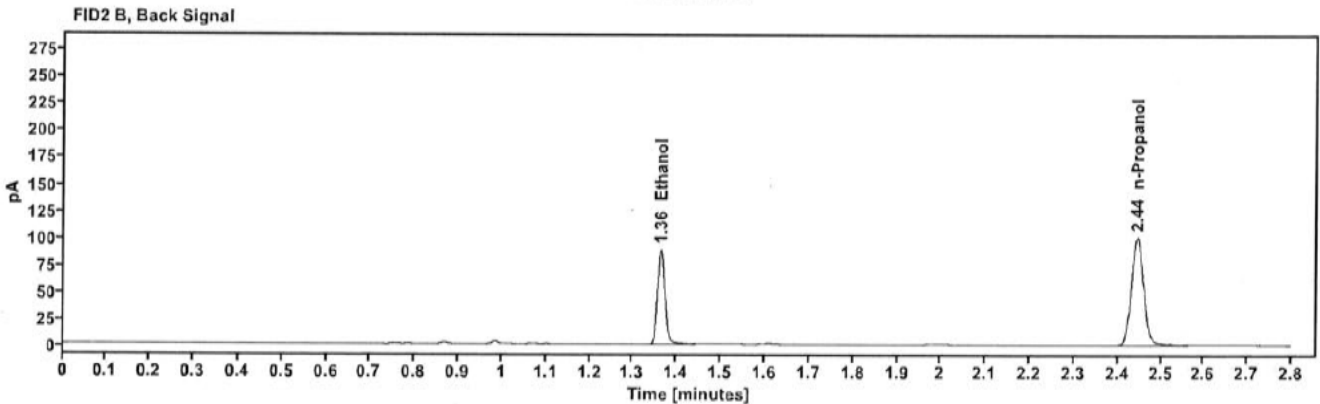
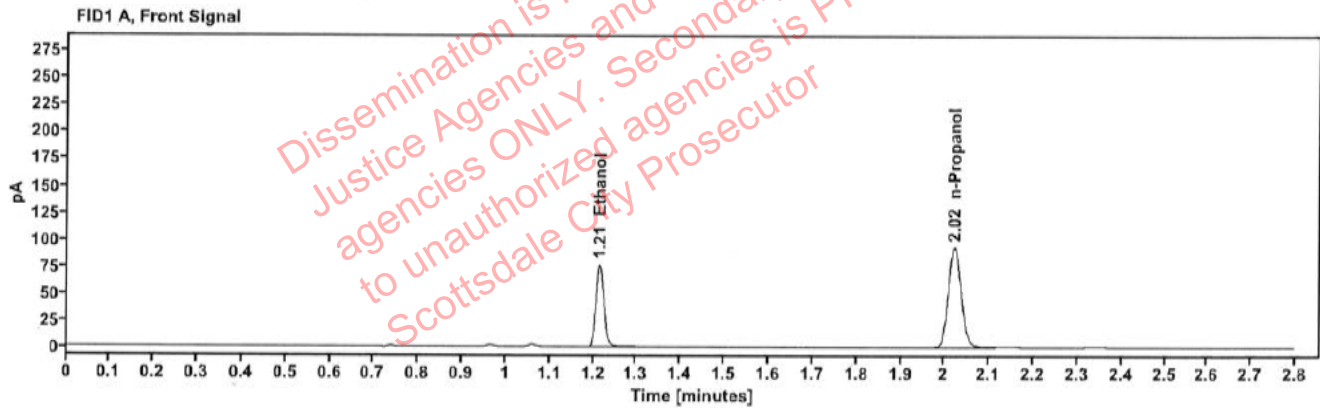


Table 1: FID 1 A (column DB-ALC1)

Compound	Amount (g/100mL)	Time (min)	Peak Area
>Ethanol	0.1511	1.214	97.778
n-Propanol	-----	2.022	185.072

Table 2: FID 2 B (column DB-ALC2)

Compound	Time (min)	Peak Area
Ethanol	1.363	107.085
n-Propanol	2.445	200.985

Scottsdale Police Department Crime Lab Volatiles Analysis

Sample:	2408375-1	Vial:	35
Description:	██████████	LIMS ID:	██████████
Method:	ethanol quant.M	Sequence:	30Apr24
Instrument:	US14173023 CN14160045	Injection date:	4/30/2024 2:29:50 PM
Data file:	C:\Chem32\1\Data\30Apr24\35.D	Analyst:	Canonico

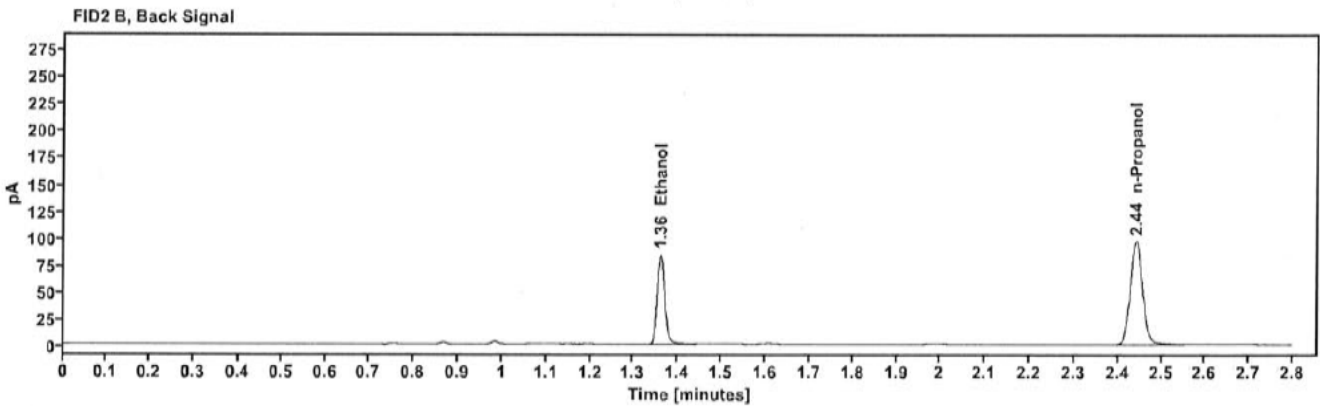
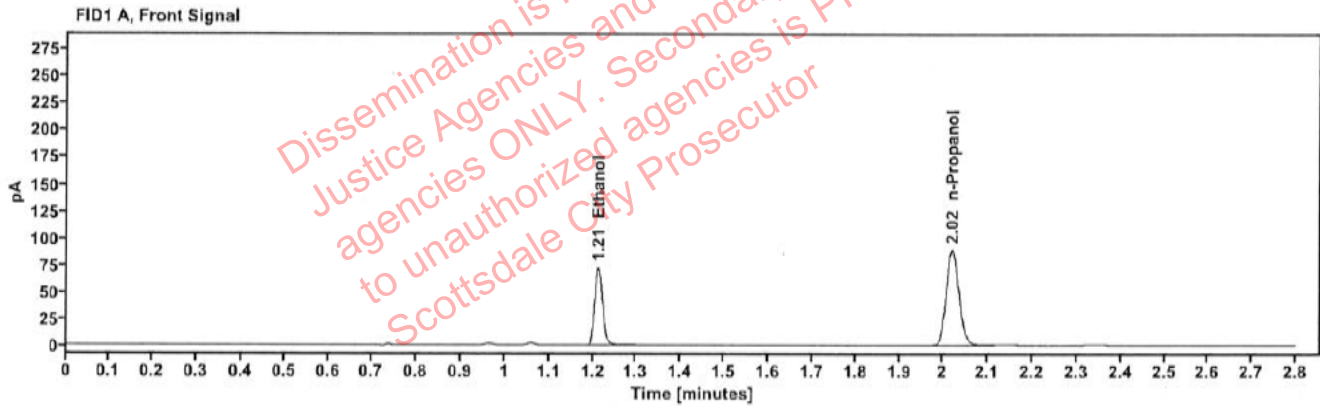


Table 1: FID 1 A (column DB-ALC1)

Compound	Amount (g/100mL)	Time (min)	Peak Area
>Ethanol	0.1484	1.212	92.214
n-Propanol	-----	2.020	177.817

Table 2: FID 2 B (column DB-ALC2)

Compound	Time (min)	Peak Area
Ethanol	1.360	101.071
n-Propanol	2.442	192.995

Scottsdale Police Department Crime Lab Volatiles Analysis

Sample: 2408644-1	Vial: 36
Description: ██████████	LIMS ID: ██████████
Method: ethanol quant.M	Sequence: 30Apr24
Instrument: US14173023 CN14160045	Injection date: 4/30/2024 2:33:49 PM
Data file: C:\Chem32\1\Data\30Apr24\36.D	Analyst: Canonico

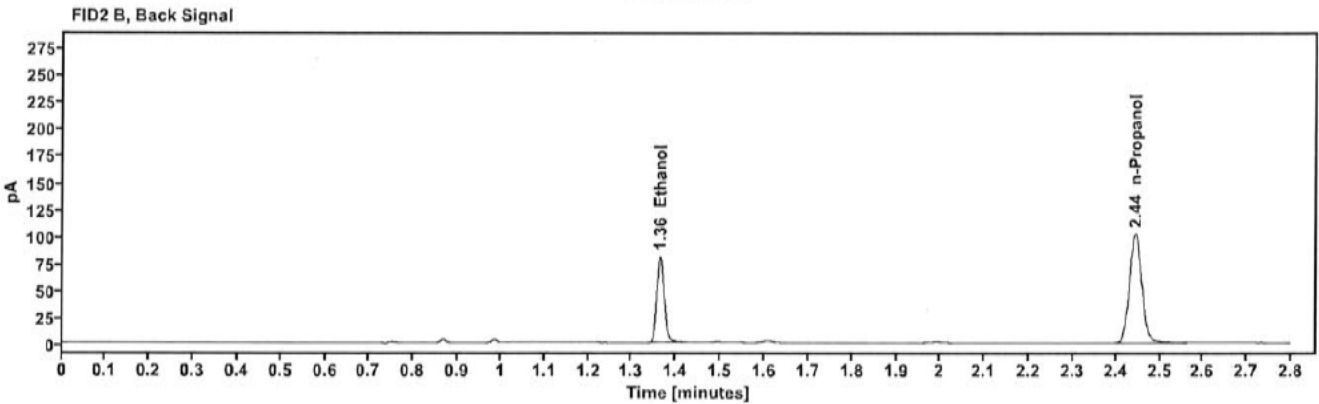
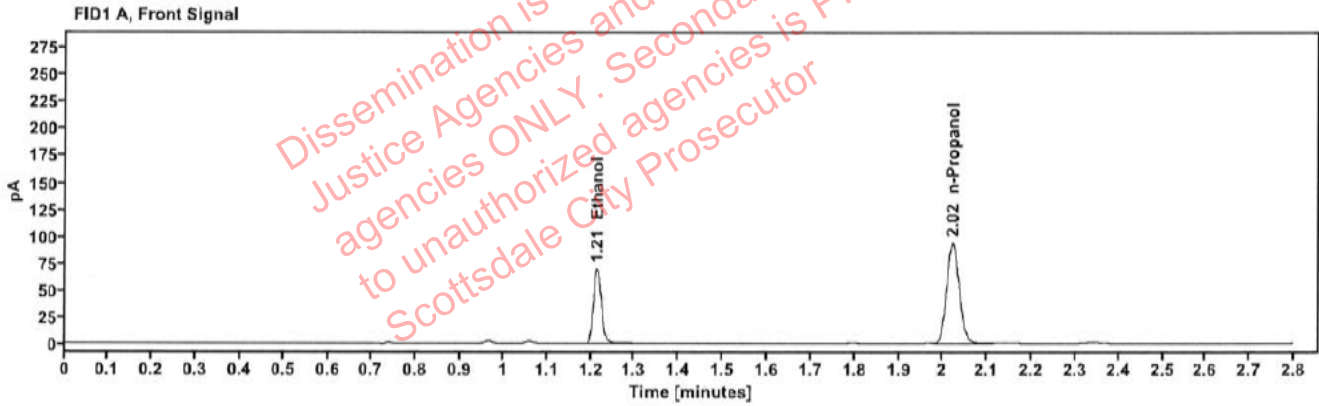


Table 1: FID 1 A (column DB-ALC1)

Compound	Amount (g/100mL)	Time (min)	Peak Area
>Ethanol	0.1358	1.214	89.348
n-Propanol	-----	2.022	188.256

Table 2: FID 2 B (column DB-ALC2)

Compound	Time (min)	Peak Area
Ethanol	1.363	98.079
n-Propanol	2.444	203.666

Scottsdale Police Department Crime Lab Volatiles Analysis

Sample:	2408644-1	Vial:	37
Description:	██████████	LIMS ID:	██████████
Method:	ethanol quant.M	Sequence:	30Apr24
Instrument:	US14173023 CN14160045	Injection date:	4/30/2024 2:38:04 PM
Data file:	C:\Chem32\1\Data\30Apr24\37.D	Analyst:	Canonico

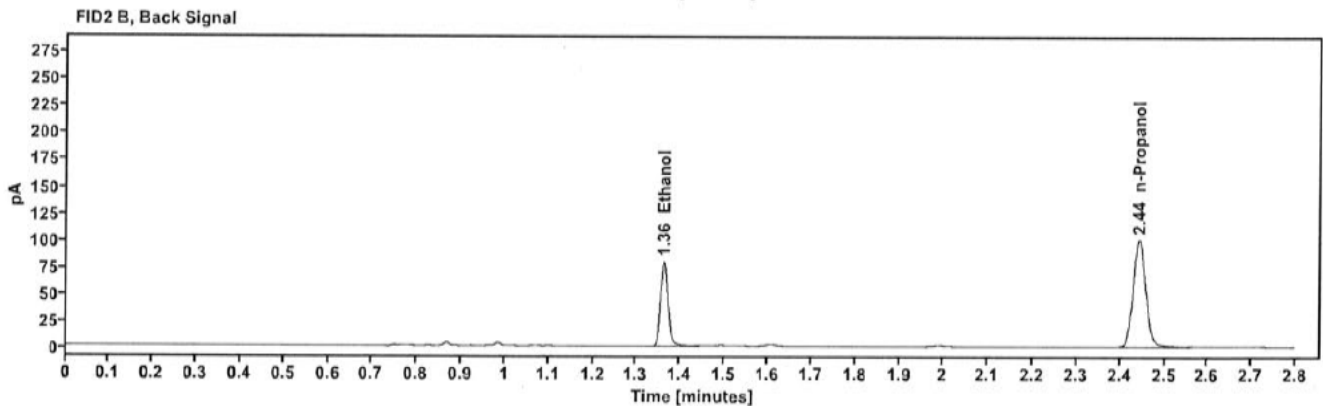
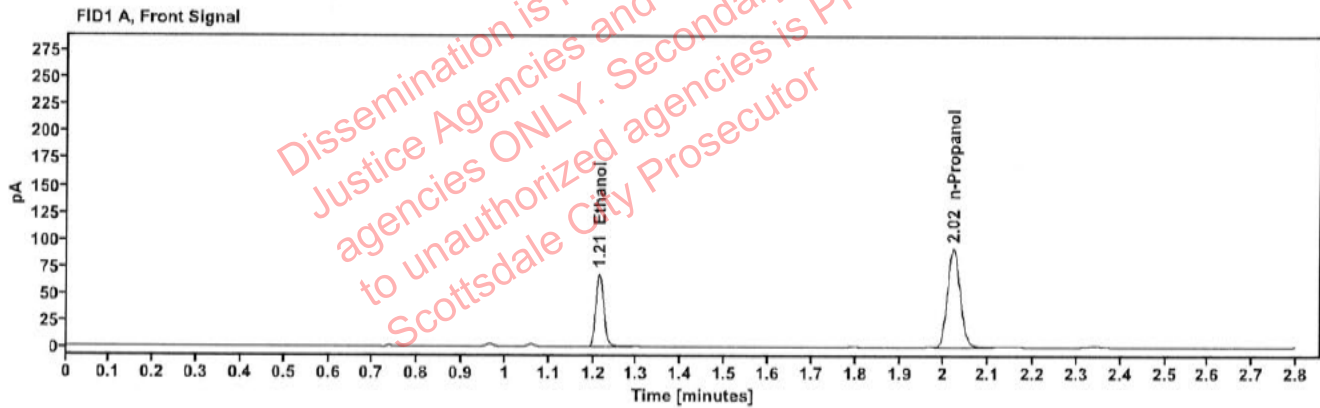


Table 1: FID 1 A (column DB-ALC1)

Compound	Amount (g/100mL)	Time (min)	Peak Area
>Ethanol	0.1354	1.214	87.383
n-Propanol	-----	2.021	184.765

Table 2: FID 2 B (column DB-ALC2)

Compound	Time (min)	Peak Area
Ethanol	1.362	96.063
n-Propanol	2.443	199.495

Scottsdale Police Department Crime Lab Volatiles Analysis

Sample:	2408630-2	Vial:	38
Description:	[REDACTED]	LIMS ID:	[REDACTED]
Method:	ethanol quant.M	Sequence:	30Apr24
Instrument:	US14173023 CN14160045	Injection date:	4/30/2024 2:42:04 PM
Data file:	C:\Chem32\1\Data\30Apr24\38.D	Analyst:	Canonico

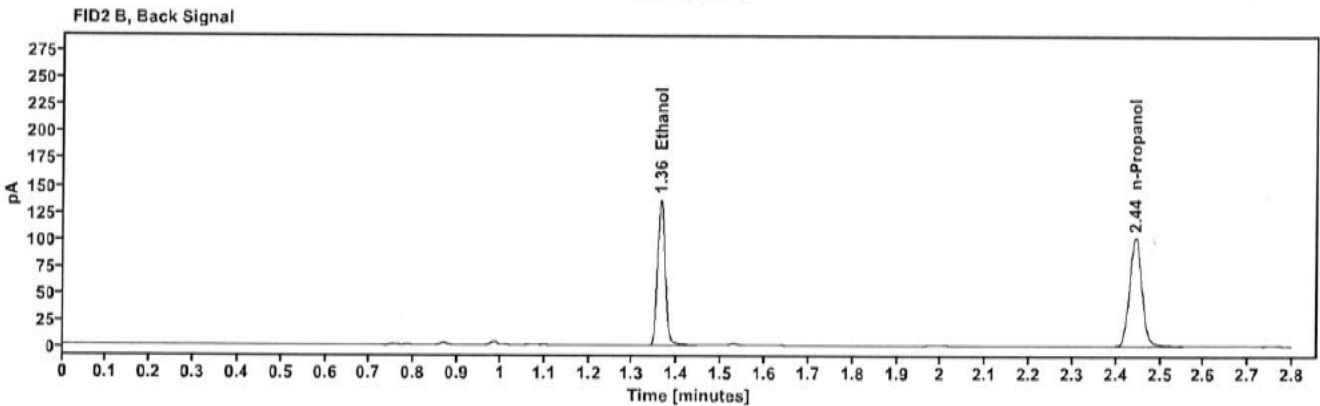
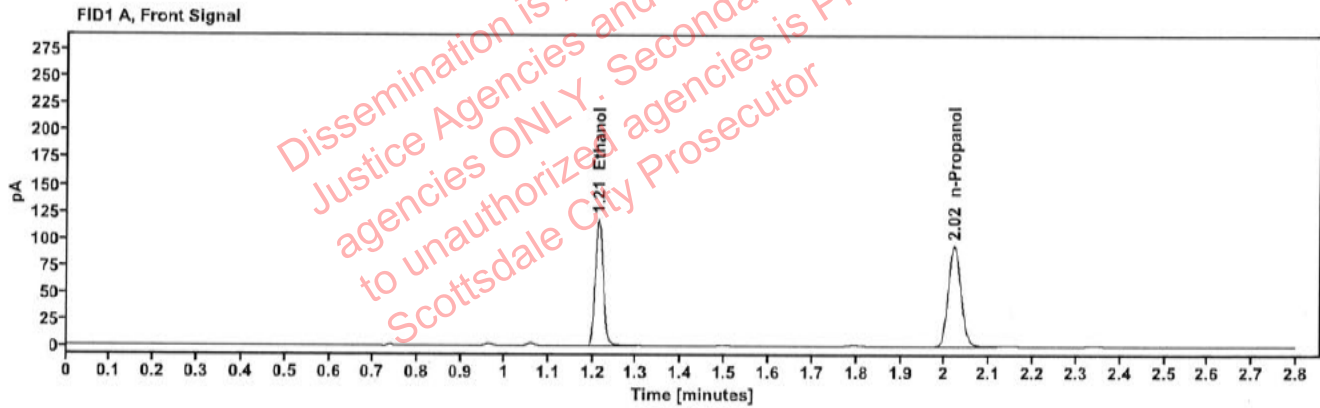


Table 1: FID 1 A (column DB-ALC1)

Compound	Amount (g/100mL)	Time (min)	Peak Area
>Ethanol	0.2304	1.213	150.792
n-Propanol	-----	2.021	186.994

Table 2: FID 2 B (column DB-ALC2)

Compound	Time (min)	Peak Area
Ethanol	1.362	165.460
n-Propanol	2.444	202.355

Scottsdale Police Department Crime Lab Volatiles Analysis

Sample:	2408630-2	Vial:	39
Description:	[REDACTED]	LIMS ID:	[REDACTED]
Method:	ethanol quant.M	Sequence:	30Apr24
Instrument:	US14173023 CN14160045	Injection date:	4/30/2024 2:46:04 PM
Data file:	C:\Chem32\1\Data\30Apr24\39.D	Analyst:	Canonico

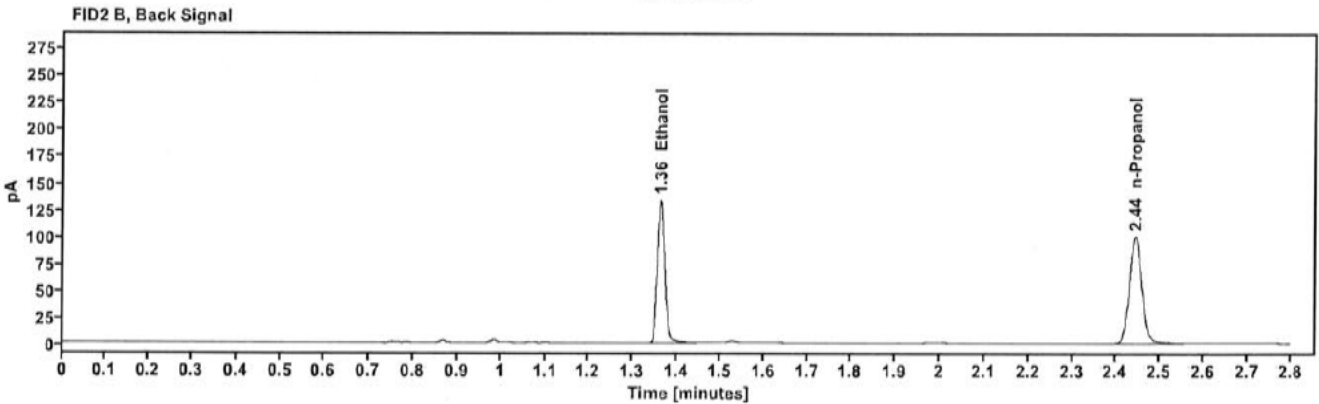
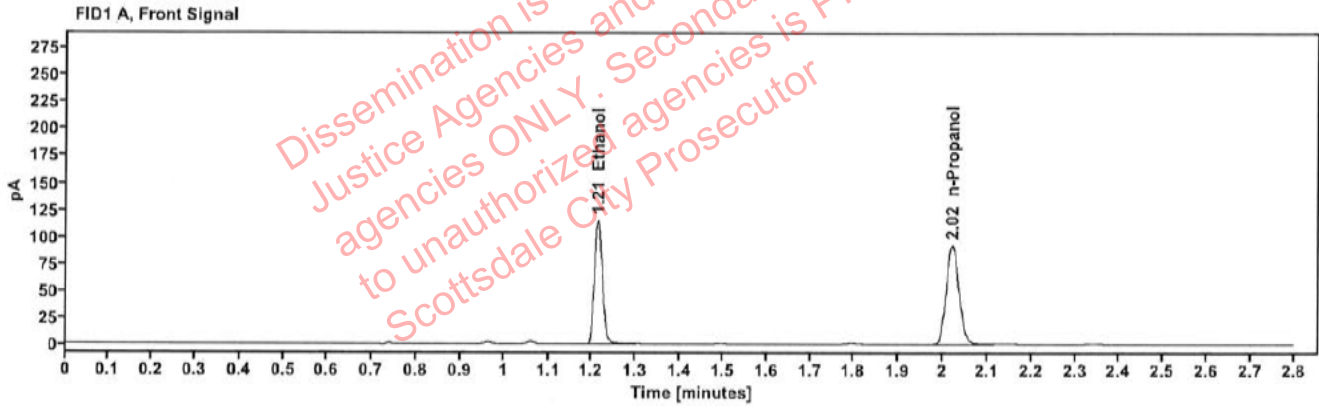


Table 1: FID 1 A (column DB-ALC1)

Compound	Amount (g/100mL)	Time (min)	Peak Area
>Ethanol	0.2290	1.213	147.197
n-Propanol	-----	2.021	183.698

Table 2: FID 2 B (column DB-ALC2)

Compound	Time (min)	Peak Area
Ethanol	1.362	161.569
n-Propanol	2.443	198.938

Scottsdale Police Department Crime Lab Volatiles Analysis

Sample:	2408671-3	Vial:	40
Description:	██████████	LIMS ID:	██████████
Method:	ethanol quant.M	Sequence:	30Apr24
Instrument:	US14173023 CN14160045	Injection date:	4/30/2024 2:50:04 PM
Data file:	C:\Chem32\1\Data\30Apr24\40.D	Analyst:	Canonico

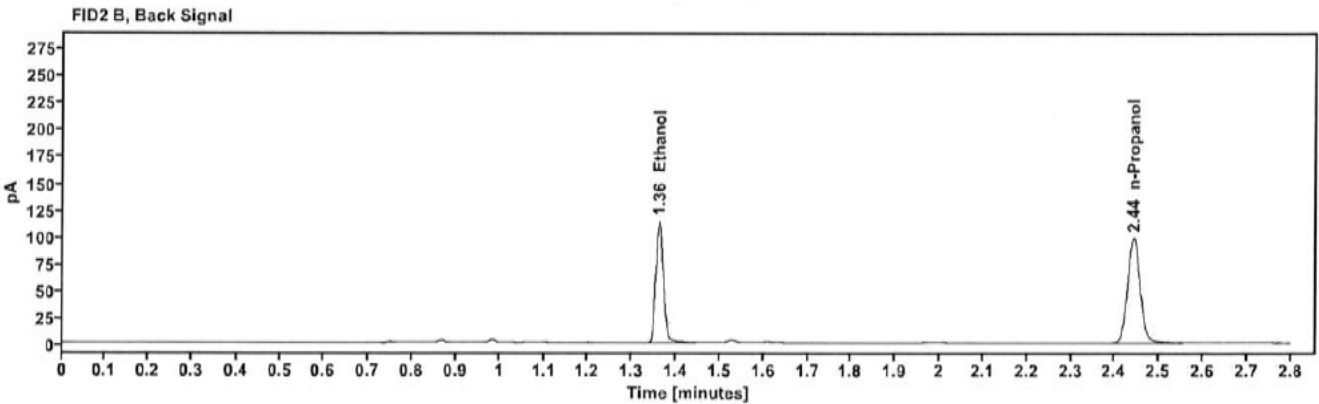
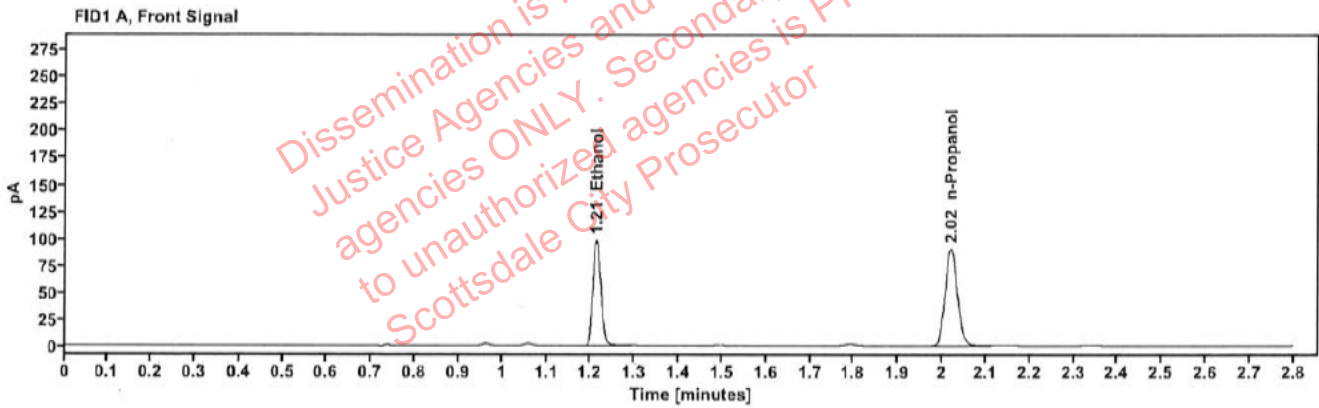


Table 1: FID 1 A (column DB-ALC1)

Compound	Amount (g/100mL)	Time (min)	Peak Area
>Ethanol	0.1988	1.213	125.221
n-Propanol	-----	2.020	180.072

Table 2: FID 2 B (column DB-ALC2)

Compound	Time (min)	Peak Area
Ethanol	1.361	137.660
n-Propanol	2.442	195.132

Scottsdale Police Department Crime Lab Volatiles Analysis

Sample:	2408671-3	Vial:	41
Description:	[REDACTED]	LIMS ID:	[REDACTED]
Method:	ethanol quant.M	Sequence:	30Apr24
Instrument:	US14173023 CN14160045	Injection date:	4/30/2024 2:54:04 PM
Data file:	C:\Chem32\1\Data\30Apr24\41.D	Analyst:	Canonico

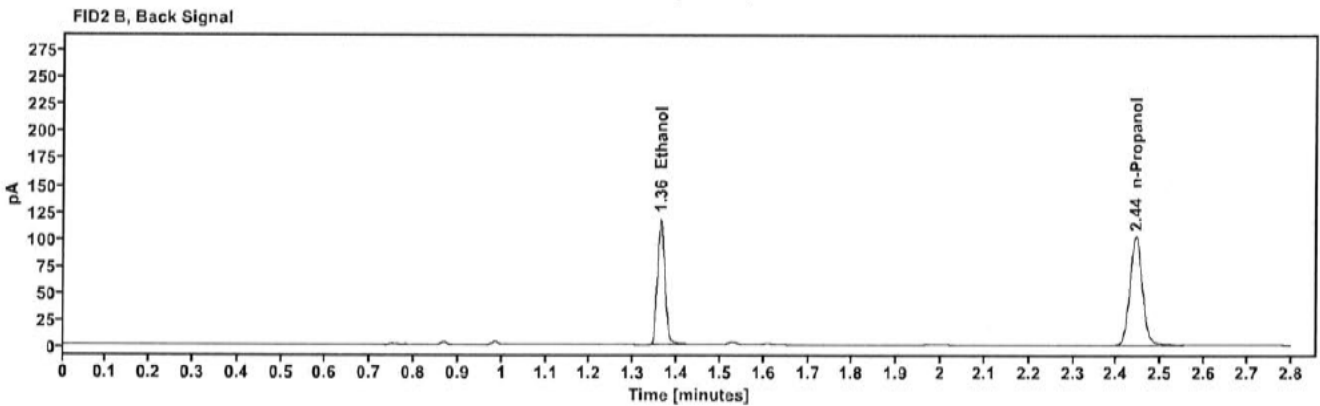
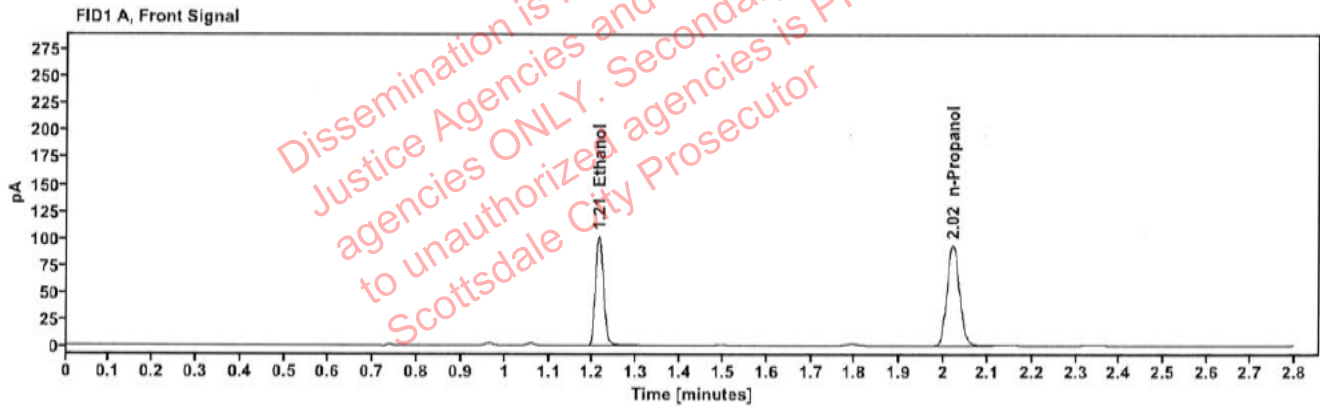


Table 1: FID 1 A (column DB-ALC1)

Compound	Amount (g/100mL)	Time (min)	Peak Area
>Ethanol	0.2003	1.213	130.695
n-Propanol	-----	2.021	186.531

Table 2: FID 2 B (column DB-ALC2)

Compound	Time (min)	Peak Area
Ethanol	1.362	143.451
n-Propanol	2.443	202.070

Scottsdale Police Department Crime Lab Volatiles Analysis

Sample:	2408683-2	Vial:	43
Description:	[REDACTED]	LIMS ID:	[REDACTED]
Method:	ethanol quant.M	Sequence:	30Apr24
Instrument:	US14173023 CN14160045	Injection date:	4/30/2024 3:02:19 PM
Data file:	C:\Chem32\1\Data\30Apr24\43.D	Analyst:	Canonico

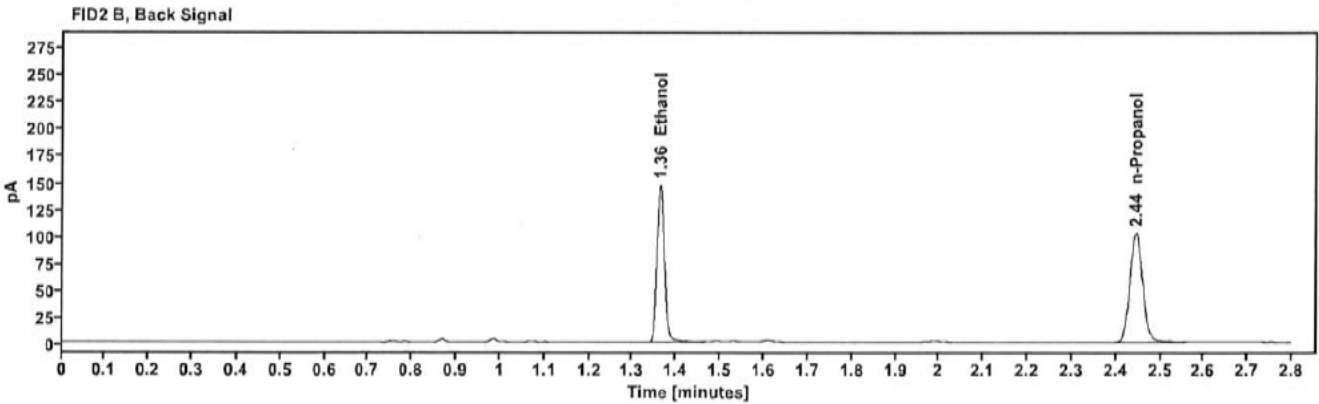
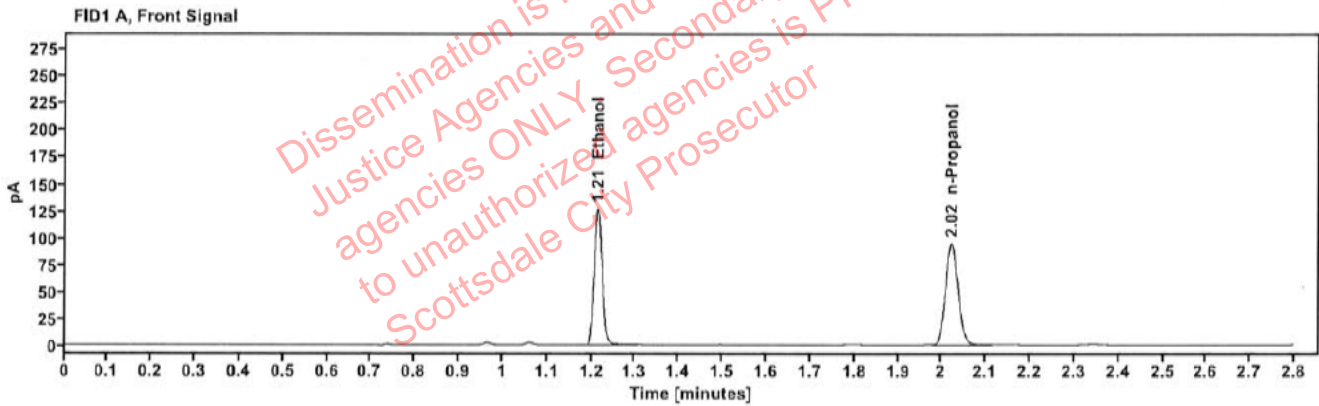


Table 1: FID 1 A (column DB-ALC1)

Compound	Amount (g/100mL)	Time (min)	Peak Area
>Ethanol	0.2442	1.214	162.354
n-Propanol	-----	2.022	189.955

Table 2: FID 2 B (column DB-ALC2)

Compound	Time (min)	Peak Area
Ethanol	1.363	179.789
n-Propanol	2.445	204.635

Scottsdale Police Department Crime Lab Volatiles Analysis

Sample:	2408683-2	Vial:	44
Description:	[REDACTED]	LIMS ID:	[REDACTED]
Method:	ethanol quant.M	Sequence:	30Apr24
Instrument:	US14173023 CN14160045	Injection date:	4/30/2024 3:06:19 PM
Data file:	C:\Chem32\1\Data\30Apr24\44.D	Analyst:	Canonico

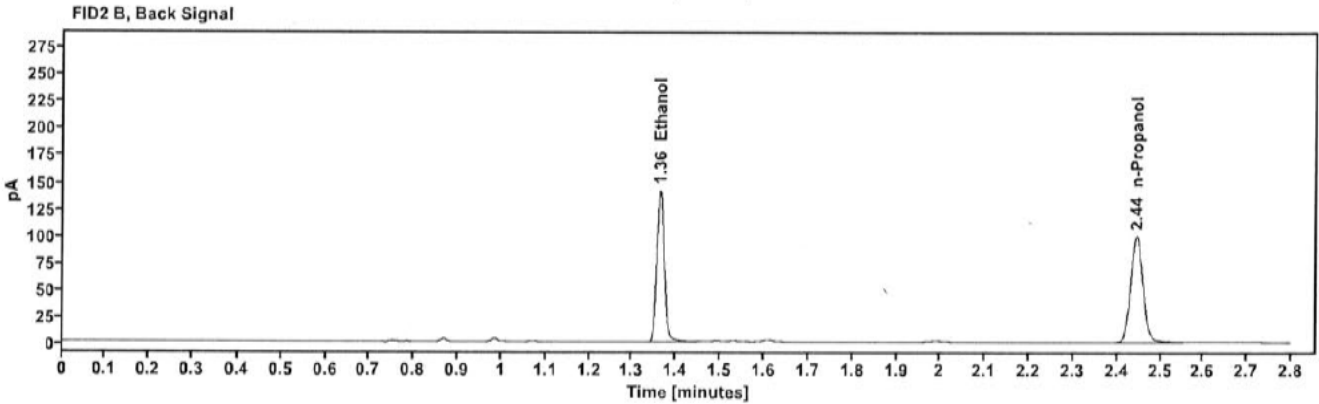
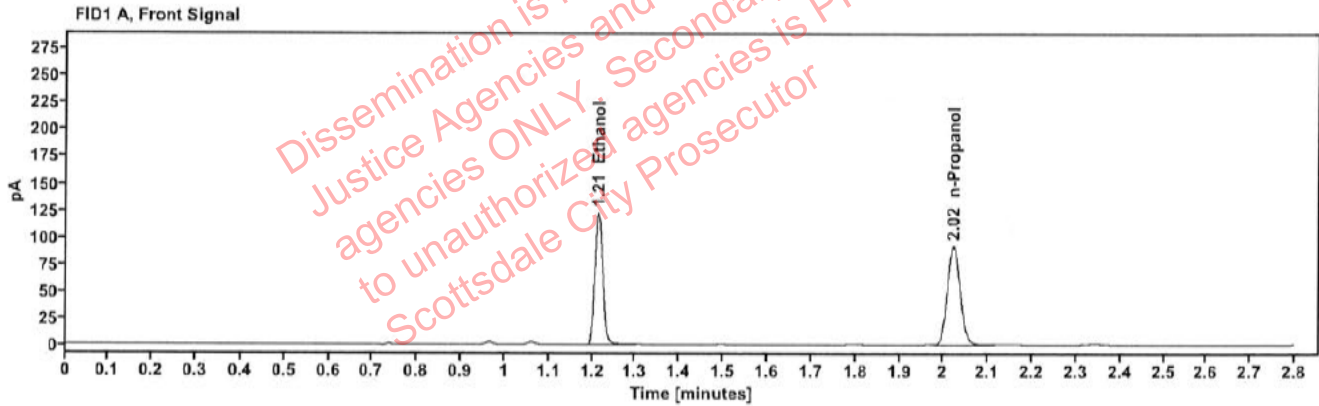


Table 1: FID 1 A (column DB-ALC1)

Compound	Amount (g/100mL)	Time (min)	Peak Area
>Ethanol	0.2426	1.214	156.559
n-Propanol	-----	2.022	184.396

Table 2: FID 2 B (column DB-ALC2)

Compound	Time (min)	Peak Area
Ethanol	1.362	172.099
n-Propanol	2.444	198.567

Scottsdale Police Department Crime Lab Volatiles Analysis

Sample: 2407603-1	Vial: 45
Description: ██████████	LIMS ID: ██████████
Method: ethanol quant.M	Sequence: 30Apr24
Instrument: US14173023 CN14160045	Injection date: 4/30/2024 3:10:19 PM
Data file: C:\Chem32\1\Data\30Apr24\45.D	Analyst: Canonico

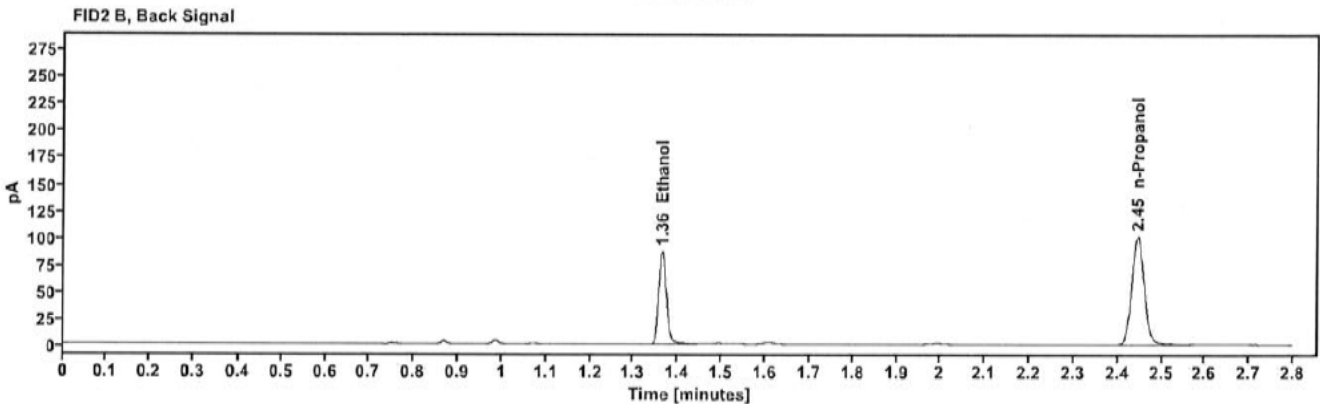
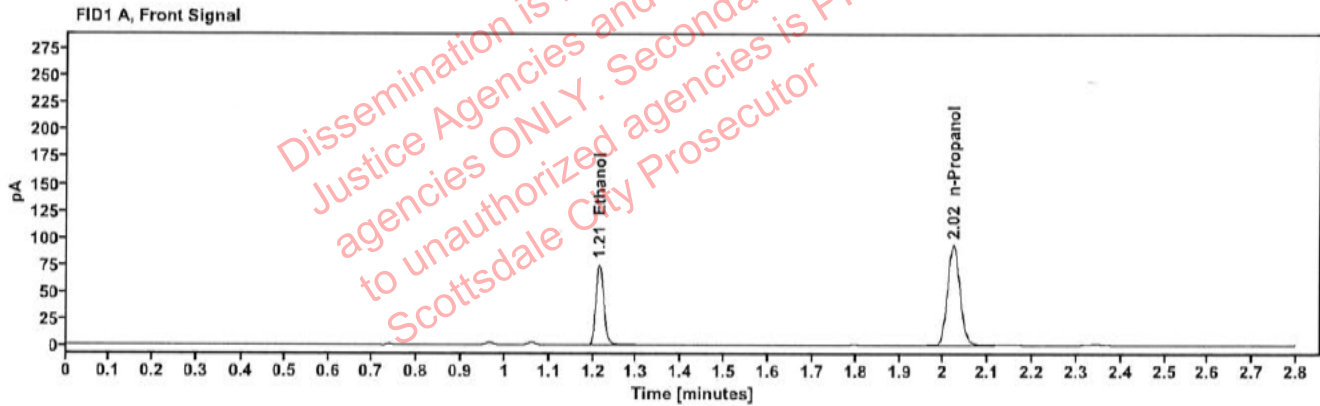


Table 1: FID 1 A (column DB-ALC1)

Compound	Amount (g/100mL)	Time (min)	Peak Area
>Ethanol	0.1464	1.215	95.902
n-Propanol	-----	2.022	187.433

Table 2: FID 2 B (column DB-ALC2)

Compound	Time (min)	Peak Area
Ethanol	1.364	105.407
n-Propanol	2.445	202.096

Scottsdale Police Department Crime Lab Volatiles Analysis

Sample:	2407603-1	Vial:	46
Description:	[REDACTED]	LIMS ID:	[REDACTED]
Method:	ethanol quant.M	Sequence:	30Apr24
Instrument:	US14173023 CN14160045	Injection date:	4/30/2024 3:14:19 PM
Data file:	C:\Chem32\1\Data\30Apr24\46.D	Analyst:	Canonico

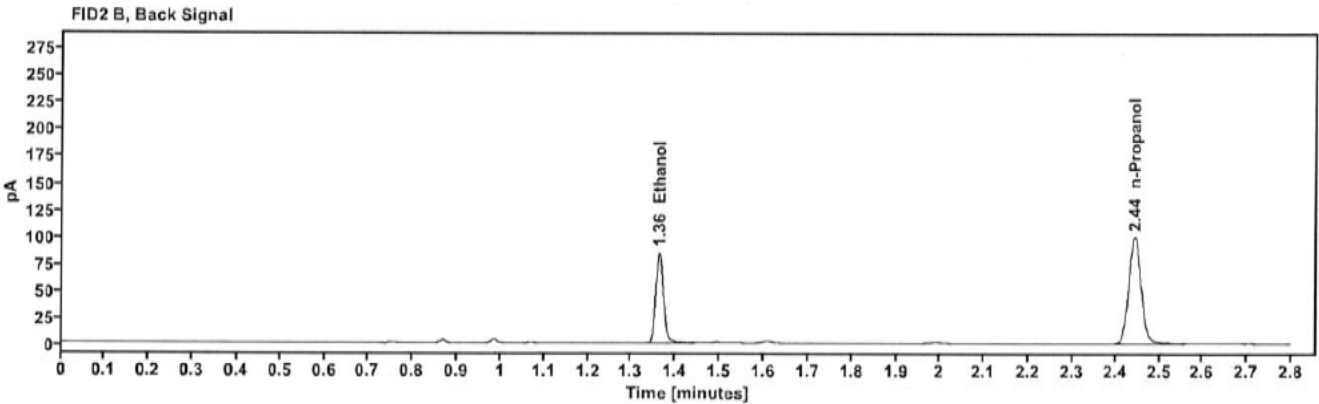
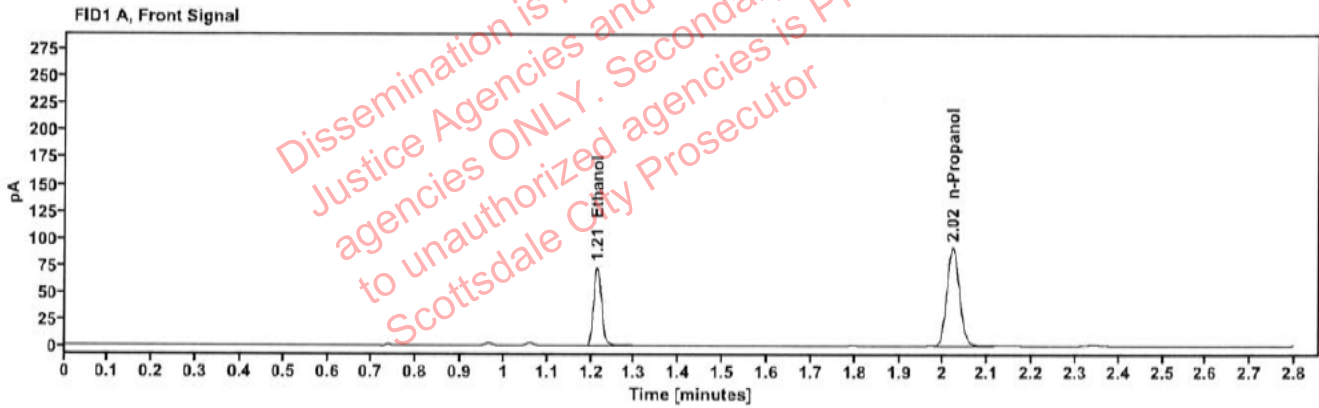


Table 1: FID 1 A (column DB-ALC1)

Compound	Amount (g/100mL)	Time (min)	Peak Area
>Ethanol	0.1454	1.214	93.463
n-Propanol	-----	2.021	183.969

Table 2: FID 2 B (column DB-ALC2)

Compound	Time (min)	Peak Area
Ethanol	1.362	102.766
n-Propanol	2.444	198.661

Scottsdale Police Department Crime Lab Volatiles Analysis

Sample:	2408696-1	Vial:	47
Description:	[REDACTED]	LIMS ID:	[REDACTED]
Method:	ethanol quant.M	Sequence:	30Apr24
Instrument:	US14173023 CN14160045	Injection date:	4/30/2024 3:18:19 PM
Data file:	C:\Chem32\1\Data\30Apr24\47.D	Analyst:	Canonico

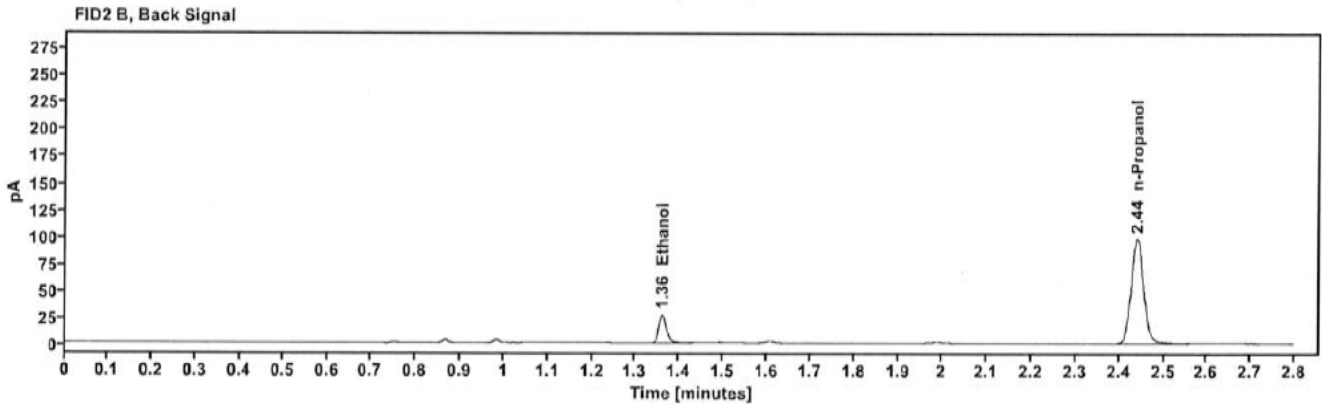
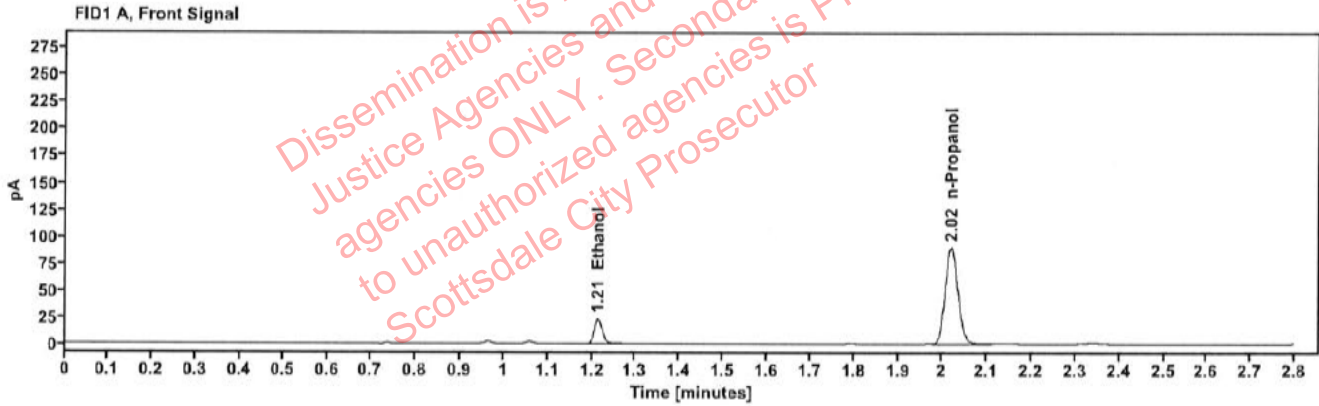


Table 1: FID 1 A (column DB-ALC1)

Compound	Amount (g/100mL)	Time (min)	Peak Area
>Ethanol	0.0474	1.213	29.609
n-Propanol	-----	2.019	180.306

Table 2: FID 2 B (column DB-ALC2)

Compound	Time (min)	Peak Area
Ethanol	1.361	33.004
n-Propanol	2.441	194.912

Scottsdale Police Department Crime Lab Volatiles Analysis

Sample:	2408696-1	Vial:	48
Description:	[REDACTED]	LIMS ID:	[REDACTED]
Method:	ethanol quant.M	Sequence:	30Apr24
Instrument:	US14173023 CN14160045	Injection date:	4/30/2024 3:22:19 PM
Data file:	C:\Chem32\1\Data\30Apr24\48.D	Analyst:	Canonico

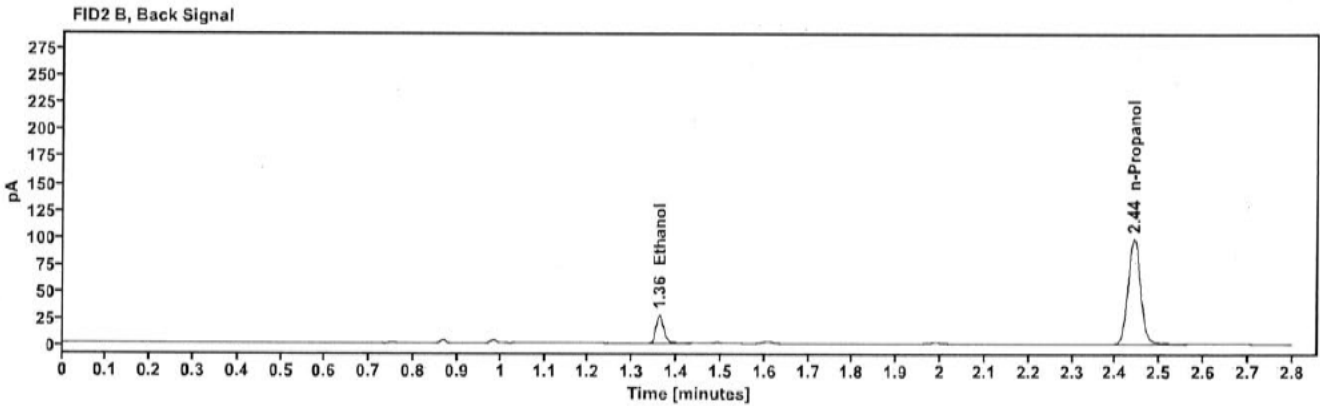
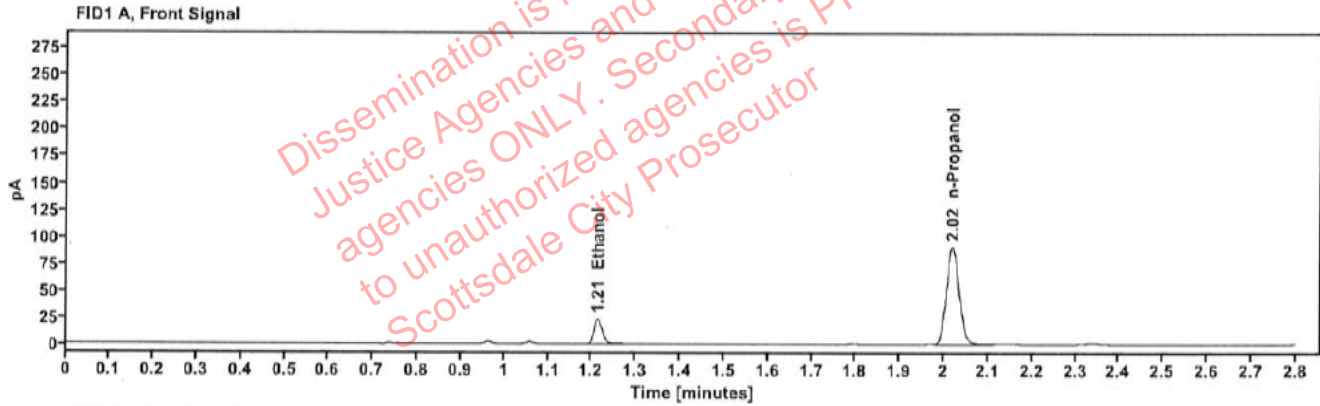


Table 1: FID 1 A (column DB-ALC1)

Compound	Amount (g/100mL)	Time (min)	Peak Area
>Ethanol	0.0473	1.213	29.756
n-Propanol	-----	2.019	181.328

Table 2: FID 2 B (column DB-ALC2)

Compound	Time (min)	Peak Area
Ethanol	1.360	33.327
n-Propanol	2.441	196.352

Scottsdale Police Department Crime Lab Volatiles Analysis

Sample:	2408641-1	Vial:	49
Description:	[REDACTED]	LIMS ID:	[REDACTED]
Method:	ethanol quant.M	Sequence:	30Apr24
Instrument:	US14173023 CN14160045	Injection date:	4/30/2024 3:26:34 PM
Data file:	C:\Chem32\1\Data\30Apr24\49.D	Analyst:	Canonico

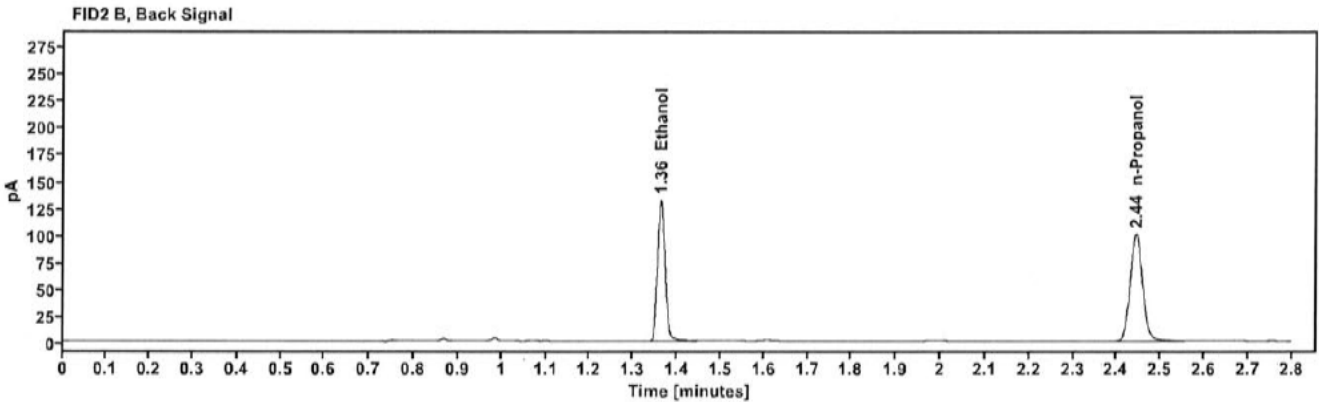
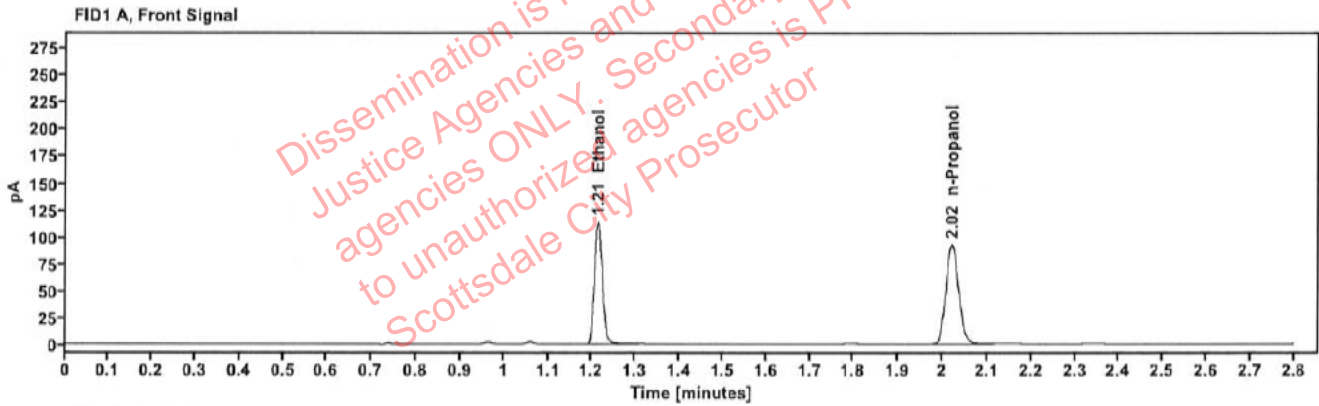


Table 1: FID 1 A (column DB-ALC1)

Compound	Amount (g/100mL)	Time (min)	Peak Area
>Ethanol	0.2269	1.213	146.196
n-Propanol	-----	2.021	184.111

Table 2: FID 2 B (column DB-ALC2)

Compound	Time (min)	Peak Area
Ethanol	1.362	160.231
n-Propanol	2.443	199.551

Scottsdale Police Department Crime Lab Volatiles Analysis

Sample:	2408641-1	Vial:	50
Description:	[REDACTED]	LIMS ID:	[REDACTED]
Method:	ethanol quant.M	Sequence:	30Apr24
Instrument:	US14173023 CN14160045	Injection date:	4/30/2024 3:30:34 PM
Data file:	C:\Chem32\1\Data\30Apr24\50.D	Analyst:	Canonico

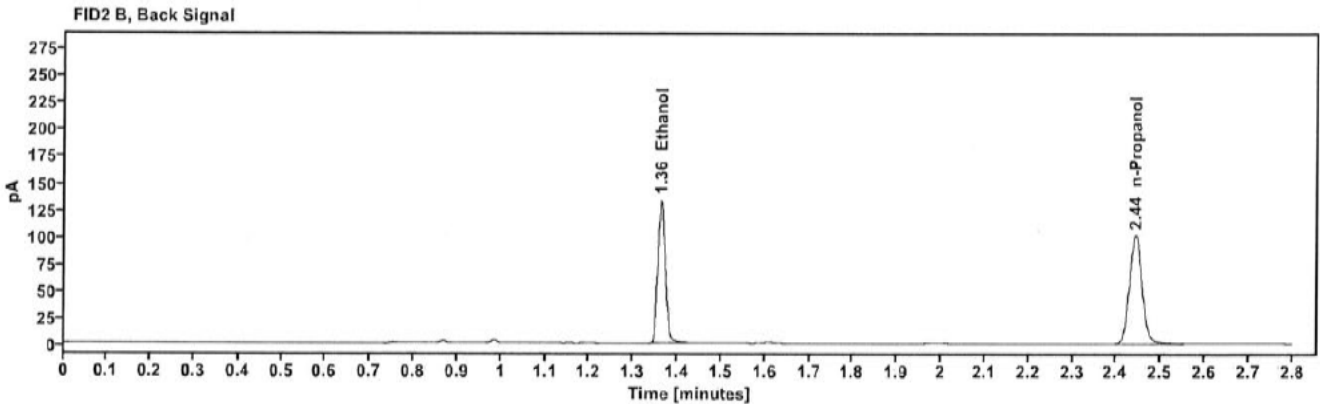
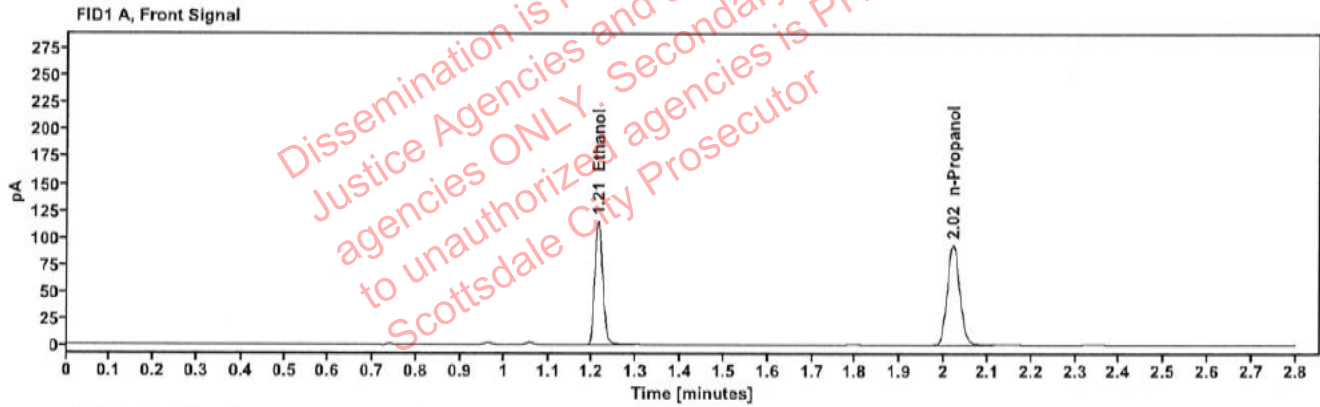


Table 1: FID 1 A (column DB-ALC1)

Compound	Amount (g/100mL)	Time (min)	Peak Area
>Ethanol	0.2272	1.213	147.703
n-Propanol	-----	2.021	185.786

Table 2: FID 2 B (column DB-ALC2)

Compound	Time (min)	Peak Area
Ethanol	1.362	162.318
n-Propanol	2.443	201.272

Scottsdale Police Department Crime Lab Volatiles Analysis

Sample:	2408695-2	Vial:	51
Description:	[REDACTED]	LIMS ID:	[REDACTED]
Method:	ethanol quant.M	Sequence:	30Apr24
Instrument:	US14173023 CN14160045	Injection date:	4/30/2024 3:34:34 PM
Data file:	C:\Chem32\1\Data\30Apr24\51.D	Analyst:	Canonico

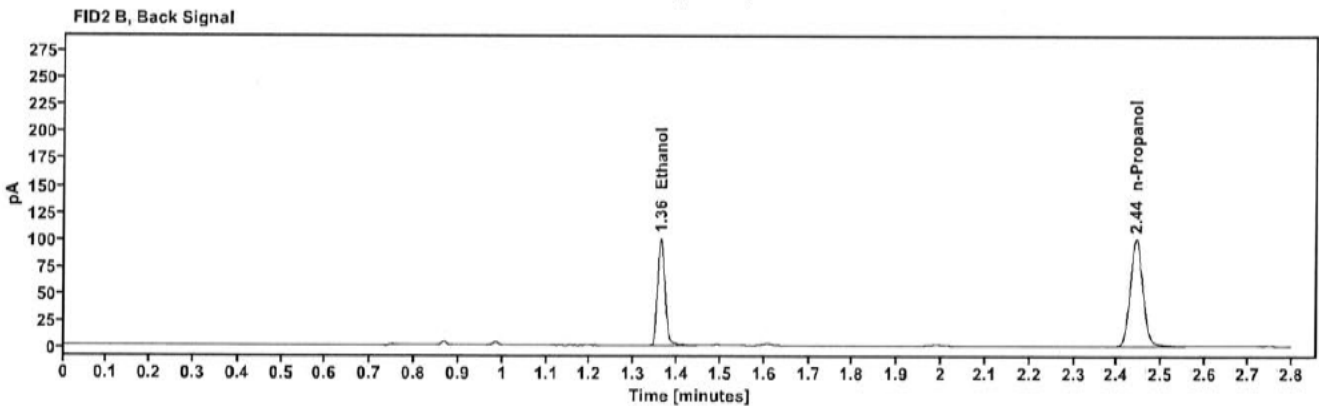
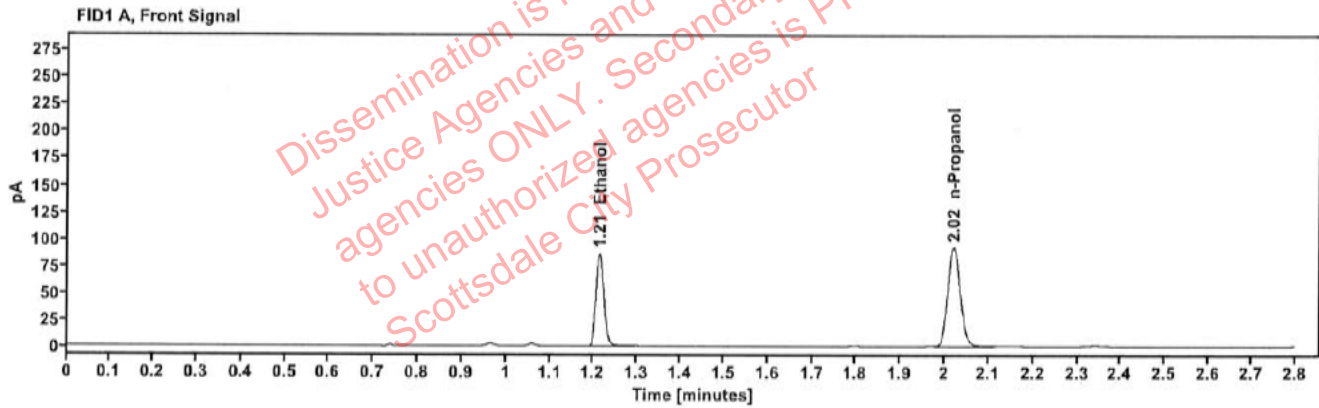


Table 1: FID 1 A (column DB-ALC1)

Compound	Amount (g/100mL)	Time (min)	Peak Area
>Ethanol	0.1707	1.213	110.394
n-Propanol	-----	2.020	184.969

Table 2: FID 2 B (column DB-ALC2)

Compound	Time (min)	Peak Area
Ethanol	1.362	121.320
n-Propanol	2.443	199.313

Scottsdale Police Department Crime Lab Volatiles Analysis

Sample:	2408695-2	Vial:	52
Description:	██████████	LIMS ID:	██████████
Method:	ethanol quant.M	Sequence:	30Apr24
Instrument:	US14173023 CN14160045	Injection date:	4/30/2024 3:38:34 PM
Data file:	C:\Chem32\1\Data\30Apr24\52.D	Analyst:	Canonico

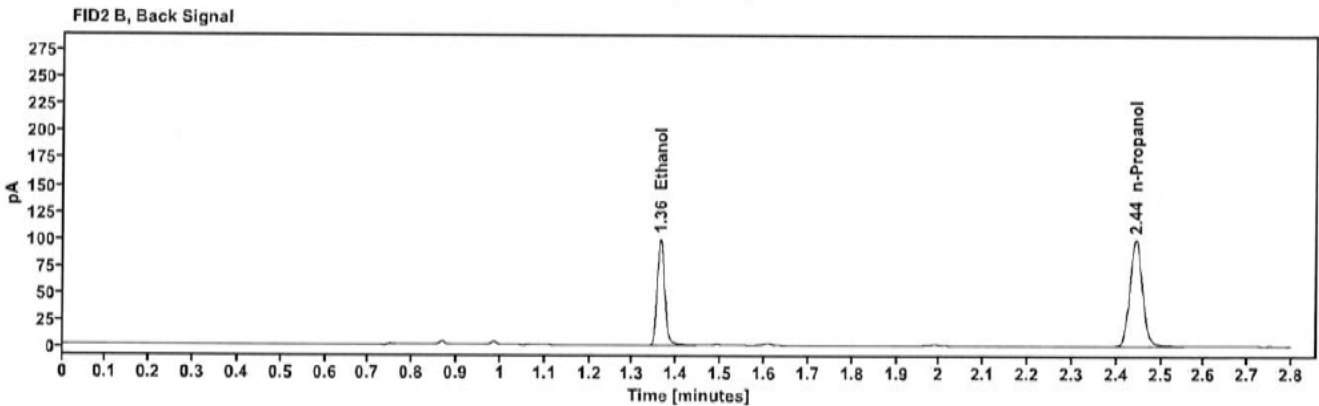
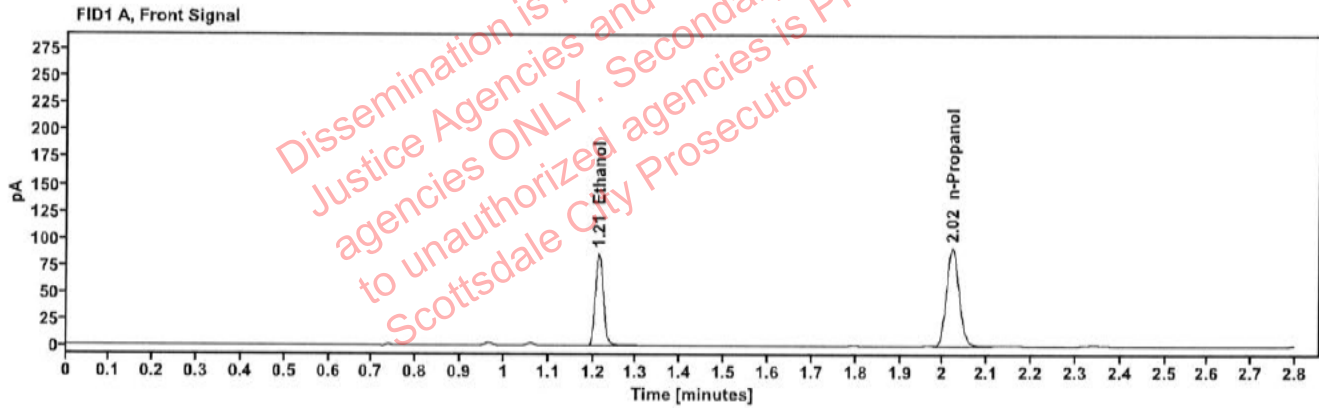


Table 1: FID 1 A (column DB-ALC1)

Compound	Amount (g/100mL)	Time (min)	Peak Area
>Ethanol	0.1710	1.213	110.118
n-Propanol	-----	2.021	184.193

Table 2: FID 2 B (column DB-ALC2)

Compound	Time (min)	Peak Area
Ethanol	1.362	120.975
n-Propanol	2.443	198.304