

RESOLUTION NO. 5633

A RESOLUTION OF THE COUNCIL OF THE CITY OF SCOTTSDALE, MARICOPA COUNTY, ARIZONA DECLARING THE OFFICIAL CANVASS OF VOTES CAST IN A SPECIAL BOND ELECTION HELD ON SEPTEMBER 12, 2000 TO ALLOW THE QUALIFIED ELECTORS OF THE CITY OF SCOTTSDALE TO VOTE ON NINE QUESTIONS.

WHEREAS, a special election of the City of Scottsdale, Maricopa County, Arizona was held on September 12, 2000, for the purpose of allowing the qualified voters to vote upon nine bond questions totaling \$451.7 million for library and park improvements; neighborhood flood control; scenic corridor preservation and enhancement; municipal service facilities and technology; public safety facilities; public safety helicopter air support; transportation improvements; community housing and neighborhood improvements; and WestWorld land acquisition; and

WHEREAS, the Council of the City of Scottsdale, having canvassed the returns of the Special bond election find the returns to be as stated in this Resolution.

NOW, THEREFORE, BE IT RESOLVED by the Council of the City of Scottsdale as follows:

1. The results of the canvass having been determined, the official canvass of the City of Scottsdale special bond election held on September 12, 2000 is as follows:
 - a. The number of ballots cast or rejected in each precinct for and against Questions 1, 2, 3, 4, 5, 6, 7, 8 and 9 is as shown on Exhibit A, which is attached and incorporated by this reference.
 - b. The total number of ballots cast was 25,359. Voter turnout was 25.72%.
2. Question 1, \$124.7 million for library and park improvements, having received a number of votes which was more than a majority of the votes cast, was approved; and
3. Question 2, \$25.3 million for neighborhood flood control, having received a number of votes which was more than a majority of the votes cast, was approved; and
4. Question 3, \$27.1 million for scenic corridor preservation and enhancement, having received a number of votes which was more than a majority of the votes cast, was approved; and
5. Question 4, \$71.3 million for municipal service facilities and technology, having received a number of votes which was less than a majority of the votes cast, was rejected; and

Resolution No. 5633

September 26, 2000

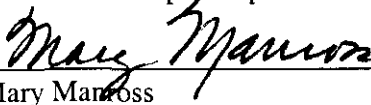
Page 2

6. Question 5, \$48.7 million for public safety facilities, having received a number of votes which was more than a majority of the votes cast, was approved; and
7. Question 6, \$6.4 million for public safety helicopter air support, having received a number of votes which was more than a majority of the votes cast, was approved; and
8. Question 7, \$126.0 million for transportation improvements, having received a number of votes which was more than a majority of the votes cast, was approved; and
9. Question 8, \$ 12.9 million for community housing and neighborhood improvements, having received a number of votes which was less than a majority of the votes cast, was rejected; and
10. Question 9, \$9.3 million for WestWorld land acquisition, having received a number of votes which was less than a majority of the votes cast, was rejected.


The city clerk and the city attorney are hereby directed to take such steps as are necessary to file the authorized bond questions as required by law.

PASSED AND ADOPTED by the Council of the City of Scottsdale this 26th day of September, 2000.

CITY OF SCOTTSDALE, an
Arizona municipal corporation

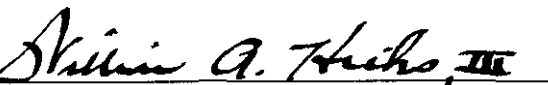

Mary Mankoss
Mayor

ATTEST:


Sonia Robertson
City Clerk

APPROVED AS TO FORM:

SNELL & WILMER L.L.P.

By 
William A. Hicks, III

Attachment: Exhibit A

RESOLUCION NUM. 5633

UNA RESOLUCION DEL CONCILIO DE LA CIUDAD DE SCOTTSDALE, CONDADO DE MARICOPA, ARIZONA, DECLARANDO EL ESCRUTINIO OFICIAL DE LOS VOTOS EMITIDOS EN UNA ELECCION ESPECIAL DE BONOS FINANCIEROS QUE SE CELEBRO EL 12 DE SEPTIEMBRE DE 2000, PARA PERMITIRLES A LOS ELECTORES HABILITADOS DE SCOTTSDALE VOTAR SOBRE NUEVE CUESTIONES.

VISTO QUE, el 12 de septiembre de 2000 se celebró una elección especial de la Ciudad de Scottsdale, Condado de Maricopa , Arizona con el propósito de permitir a los electores habilitados votar sobre nueve cuestiones de bonos financieros sumando \$451.4 millones para mejoramientos de bibliotecas y parques; control de inundación de las vecindades; preservación y realce del pasillo turístico; instalaciones de servicios municipales y tecnología; instalaciones de seguridad pública; apoyo aéreo de helicóptero de seguridad pública; mejoramientos de transporte; mejoramientos de viviendas de la comunidad y vecindades; y adquisición de terreno de WestWorld; y

VISTO QUE, el Concilio de la Ciudad de Scottsdale, habiendo hecho el escrutinio de los resultados de la elección Especial de bonos financieros encuentra los resultados ser como se declaran en esta Resolución .

AHORA, POR CONSIGUIENTE, RESUELVE el Concilio de la Ciudad de Scottsdale como lo siguiente:

1. Habiendo determinado el escrutinio de los resultados, el escrutinio oficial de la elección especial de bonos financieros de la Ciudad de Scottsdale, que se celebró el 12 de septiembre de 2000, son como lo siguiente:

a) El número de boletas emitidas o rechazadas en cada precinto a favor o en contra de las Cuestiones 1, 2, 3, 4, 5, 6, 7, 8 y 9 son como se indican en el Documento de Prueba "A", cual esta adjunto e incorporado por esta referencia.

b) El número de votos emitidos fue 25,359. el número de votantes representa el 25.72%.

2. Cuestión 1, \$124.7 millones para mejoramientos de bibliotecas y parques, habiendo recibido un número de votos cual fue más de la mayoría de los votos emitidos, se aprobó; y

3. Cuestión 2, \$25.3 millones para el control de inundación, habiendo recibido un número de votos cual fue más de la mayoría de los votos emitidos, se aprobó; y

4. Cuestión 3, \$27.1 millones para la preservación y realce del pasillo turístico, habiendo recibido un número de votos cual fue más de la mayoría de los votos emitidos, se aprobó; y

5. Cuestión 4, \$71.3 millones para instalaciones de servicios municipales y tecnología, habiendo recibido un número de votos cual fue menos de la mayoría de los votos emitidos, se rechazó; y

6. Cuestión 5, \$48.7 millones para instalaciones de seguridad pública, habiendo recibido un número de votos cual fue más de la mayoría de los votos emitidos, se aprobó; y

7. Cuestión 6, \$6.4 millones para apoyo aéreo de helicóptero de seguridad pública, habiendo recibido un número de votos cual fue más de la mayoría de los votos emitidos, se aprobó; y

8. Cuestión 7, \$126.0 millones para mejoramientos de transporte, habiendo recibido un número de votos cual fue más de la mayoría de los votos emitidos, se aprobó;

9. Cuestión 8, \$12.9 millones para mejoramientos de viviendas de la comunidad y vecindades, habiendo recibido un número de votos cual fue menos de la mayoría de los votos emitidos, se rechazó; y

10. Cuestión 9, \$9.3 millones para adquisición de terreno WestWorld, habiendo recibido un número de votos cual fue menos de la mayoría de los votos emitidos, se rechazó; y

Por la presente se le ordena a la secretaria municipal y al abogado municipal tomar dichos pasos necesarios para registrar las cuestiones de bonos financieros como requerido por la ley.

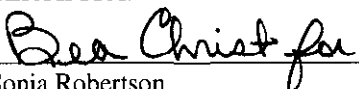
PASADA Y ADOPTADA por el Concilio de la Ciudad de Scottsdale este día 26 de septiembre de 2000.

CIUDAD DE SCOTTSDALE,
una corporación municipal de Arizona



Mary Manross
Alcalde

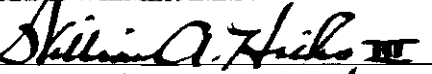
CERTIFICA:



Sonia Robertson
Secretaria Municipal

APROBADA EN FORMA:

SNELL & WILMER L.L.P.

Por 

William A. Hicks, III

SUMMARY REPORT

MARICOPA COUNTY
PRIMARY ELECTION
SEPTEMBER 12, 2000
NONPARTISAN

FINAL OFFICIAL RESULTS

RUN DATE: 09/20/00 10:02 AM

REPORT-EL45 PAGE 002

		VOTES PERCENT		VOTES PERCENT	
SCOTTSDALE QUESTION 1					
YES	.	13,662	58.80	.	11,606
NO.	.	9,574	41.20	.	11,443
Over Votes	.	36		.	33
Under Votes	.	2,087		.	2,277
SCOTTSDALE QUESTION 2					
YES	.	13,164	56.96	.	13,740
NO.	.	9,947	43.04	.	9,370
Over Votes	.	23		.	15
Under Votes	.	2,225		.	2,234
SCOTTSDALE QUESTION 3					
YES	.	11,930	51.61	.	9,202
NO.	.	11,186	48.39	.	13,610
Over Votes	.	8		.	17
Under Votes	.	2,235		.	2,530
SCOTTSDALE QUESTION 4					
YES	.	9,938	43.65	.	7,377
NO.	.	12,832	56.35	.	15,402
Over Votes	.	21		.	48
Under Votes	.	2,568		.	2,532
SCOTTSDALE QUESTION 5					
YES	.	14,077	61.59	.	32.39
NO.	.	8,779	38.41	.	67.61
Over Votes	.	13		.	
Under Votes	.	2,490		.	
SCOTTSDALE QUESTION 6					
YES	.			.	
NO.	.			.	
Over Votes	.			.	
Under Votes	.			.	
SCOTTSDALE QUESTION 7					
YES	.			.	
NO.	.			.	
Over Votes	.			.	
Under Votes	.			.	
SCOTTSDALE QUESTION 8					
YES	.			.	
NO.	.			.	
Over Votes	.			.	
Under Votes	.			.	
SCOTTSDALE QUESTION 9					
YES	.			.	
NO.	.			.	
Over Votes	.			.	
Under Votes	.			.	

SUMMARY REPORT

RUN DATE: 09/20/00 10:02 AM

MARICOPA COUNTY
PRIMARY ELECTION
SEPTEMBER 12, 2000
STATISTICS

FINAL OFFICIAL RESULTS

REPORT-EL45 PAGE 001

	VOTES	PERCENT
PRECINCTS COUNTED (OF 80)	80	100.00
REGISTERED VOTERS - SCOTTSDALE	87,888	100.00
BALLOTS CAST - SCOTTSDALE	25,359	100.00
VOTER TURNOUT - SCOTTSDALE		28.85

VOTES PERCENT

PRECINCT REPORT

MARICOPA COUNTY
PRIMARY ELECTION
SEPTEMBER 12, 2000
NONPARTISAN

OFFICIAL RESULTS

RUN DATE:09/20/00 10:01 AM

REPORT-EL30 PAGE 0021-02

0021 ANGUS

VOTES PERCENT

VOTES PERCENT

SCOTTSDALE QUESTION 1

SCOTTSDALE QUESTION 6

YES 118 67.05
NO 58 32.95
Over Votes 0
Under Votes 19

YES 89 51.74
NO 83 48.26
Over Votes 0
Under Votes 23

SCOTTSDALE QUESTION 2

SCOTTSDALE QUESTION 7

YES 110 63.95
NO 62 36.05
Over Votes 0
Under Votes 23

YES 107 61.85
NO 66 38.15
Over Votes 1
Under Votes 21

SCOTTSDALE QUESTION 3

SCOTTSDALE QUESTION 8

YES 97 55.43
NO 78 44.57
Over Votes 1
Under Votes 19

YES 89 51.74
NO 83 48.26
Over Votes 0
Under Votes 23

SCOTTSDALE QUESTION 4

SCOTTSDALE QUESTION 9

YES 90 53.25
NO 79 46.75
Over Votes 1
Under Votes 25

YES 51 29.82
NO 120 70.18
Over Votes 0
Under Votes 24

SCOTTSDALE QUESTION 5

YES 109 63.74
NO 62 36.26
Over Votes 0
Under Votes 24

PRECINCT REPORT

MARICOPA COUNTY
PRIMARY ELECTION
SEPTEMBER 12, 2000
STATISTICS

RUN DATE:09/20/00 10:01 AM

0021 ANGUS

VOTES PERCENT

REGISTERED VOTERS - SCOTTSDALE 800 100.00
BALLOT'S CAST - SCOTTSDALE 195 100.00
VOTER TURNOUT - SCOTTSDALE 24.38

PRECINCT REPORT

MARICOPA COUNTY
PRIMARY ELECTION
SEPTEMBER 12, 2000
NONPARTISAN

OFFICIAL RESULTS

RUN DATE:09/20/00 10:01 AM

REPORT-EL30 PAGE 0041-02

0041 BARNES

VOTES PERCENT

VOTES PERCENT

SCOTTSDALE QUESTION 1

SCOTTSDALE QUESTION 6

YES 223
NO. 185
Over Votes 1
Under Votes 59

YES 213
NO. 195
Over Votes 1
Under Votes 59

SCOTTSDALE QUESTION 2

SCOTTSDALE QUESTION 7

YES 217
NO. 193
Over Votes 1
Under Votes 57

YES 214
NO. 195
Over Votes 0
Under Votes 59

SCOTTSDALE QUESTION 3

SCOTTSDALE QUESTION 8

YES 196
NO. 208
Over Votes 1
Under Votes 63

YES 159
NO. 248
Over Votes 0
Under Votes 61

SCOTTSDALE QUESTION 4

SCOTTSDALE QUESTION 9

YES 168
NO. 237
Over Votes 0
Under Votes 63

YES 101
NO. 301
Over Votes 0
Under Votes 66

SCOTTSDALE QUESTION 5

YES 244
NO. 162
Over Votes 0
Under Votes 62

PRECINCT REPORT

MARICOPA COUNTY
PRIMARY ELECTION
SEPTEMBER 12, 2000
STATISTICS

RUN DATE:09/20/00 10:01 AM

0041 BARNES

VOTES PERCENT

REGISTERED VOTERS - SCOTTSDALE 898
BALLOTS CAST - SCOTTSDALE 468
VOTER TURNOUT - SCOTTSDALE. 52.12

PRECINCT REPORT

MARICOPA COUNTY
PRIMARY ELECTION
SEPTEMBER 12, 2000
NONPARTISAN

OFFICIAL RESULTS

RUN DATE:09/20/00 10:01 AM

REPORT-EL30 PAGE 0066-02

0066 BRONCO

	VOTES	PERCENT
SCOTTSDALE QUESTION 1		
YES	186	53.30
NO.	163	46.70
Over Votes	1	
Under Votes	29	

	VOTES	PERCENT
SCOTTSDALE QUESTION 6		
YES	153	43.84
NO.	196	56.16
Over Votes	0	
Under Votes	30	

SCOTTSDALE QUESTION 2		
YES	164	46.72
NO.	187	53.28
Over Votes	0	
Under Votes	28	

SCOTTSDALE QUESTION 7		
YES	182	52.00
NO.	168	48.00
Over Votes	0	
Under Votes	29	

SCOTTSDALE QUESTION 3		
YES	203	57.83
NO.	148	42.17
Over Votes	0	
Under Votes	28	

SCOTTSDALE QUESTION 8		
YES	102	29.57
NO.	243	70.43
Over Votes	0	
Under Votes	34	

SCOTTSDALE QUESTION 4		
YES	129	36.96
NO.	220	63.04
Over Votes	0	
Under Votes	30	

SCOTTSDALE QUESTION 9		
YES	110	31.79
NO.	236	68.21
Over Votes	0	
Under Votes	33	

SCOTTSDALE QUESTION 5		
YES	198	56.73
NO.	151	43.27
Over Votes	0	
Under Votes	30	

PRECINCT REPORT

MARICOPA COUNTY
PRIMARY ELECTION
SEPTEMBER 12, 2000
STATISTICS

RUN DATE:09/20/00 10:01 AM

0066 BRONCO

	VOTES	PERCENT
REGISTERED VOTERS - SCOTTSDALE	1784	100.00
BALLOTS CAST - SCOTTSDALE	379	100.00
VOTER TURNOUT - SCOTTSDALE		21.24

PRECINCT REPORT

MARICOPA COUNTY
PRIMARY ELECTION
SEPTEMBER 12, 2000
NONPARTISAN

OFFICIAL RESULTS

PAGE 0071-02

REPORT-EL30

RUN DATE:09/20/00 10:01 AM

0071 BUENA TERRA

VOTES PERCENT

VOTES PERCENT

SCOTTSDALE QUESTION 1
YES 104 56.83
NO 79 43.17
Over Votes 0
Under Votes 11

SCOTTSDALE QUESTION 6
YES 87 48.33
NO 93 51.67
Over Votes 0
Under Votes 14

SCOTTSDALE QUESTION 2
YES 96 53.04
NO 85 46.96
Over Votes 0
Under Votes 13

SCOTTSDALE QUESTION 7
YES 106 57.92
NO 77 42.08
Over Votes 0
Under Votes 11

SCOTTSDALE QUESTION 3
YES 80 44.44
NO 100 55.56
Over Votes 0
Under Votes 14

SCOTTSDALE QUESTION 8
YES 63 35.00
NO 117 65.00
Over Votes 0
Under Votes 14

SCOTTSDALE QUESTION 4
YES 63 35.80
NO 113 64.20
Over Votes 1
Under Votes 17

SCOTTSDALE QUESTION 9
YES 53 29.44
NO 127 70.56
Over Votes 0
Under Votes 14

SCOTTSDALE QUESTION 5
YES 103 57.22
NO 77 42.78
Over Votes 0
Under Votes 14

PRECINCT REPORT

MARICOPA COUNTY
PRIMARY ELECTION
SEPTEMBER 12, 2000
STATISTICS

RUN DATE:09/20/00 10:01 AM

0071 BUENA TERRA

VOTES PERCENT

REGISTERED VOTERS - SCOTTSDALE 598 100.00
BALLOTS CAST - SCOTTSDALE 194 100.00
VOTER TURNOUT - SCOTTSDALE 32.44

PRECINCT REPORT

MARICOPA COUNTY
PRIMARY ELECTION
SEPTEMBER 12, 2000
NONPARTISAN

OFFICIAL RESULTS

RUN DATE:09/20/00 10:01 AM

REPORT-EL30 PAGE 0075-02

0075 CACTUS GLEN

VOTES PERCENT

VOTES PERCENT

SCOTTSDALE QUESTION 1

SCOTTSDALE QUESTION 6

YES 123
NO. 71
Over Votes 0
Under Votes 16

YES 113
NO. 84
Over Votes 0
Under Votes 13

SCOTTSDALE QUESTION 2

SCOTTSDALE QUESTION 7

YES 126
NO. 69
Over Votes 0
Under Votes 15

YES 125
NO. 67
Over Votes 1
Under Votes 17

SCOTTSDALE QUESTION 3

SCOTTSDALE QUESTION 8

YES 106
NO. 88
Over Votes 0
Under Votes 16

YES 71
NO. 120
Over Votes 0
Under Votes 19

SCOTTSDALE QUESTION 4

SCOTTSDALE QUESTION 9

YES 91
NO. 100
Over Votes 0
Under Votes 19

YES 80
NO. 112
Over Votes 0
Under Votes 18

SCOTTSDALE QUESTION 5

YES 133
NO. 61
Over Votes 0
Under Votes 16

68.56
31.44

PRECINCT REPORT

MARICOPA COUNTY
PRIMARY ELECTION
SEPTEMBER 12, 2000
STATISTICS

RUN DATE:09/20/00 10:01 AM

0075 CACTUS GLEN

VOTES PERCENT

REGISTERED VOTERS - SCOTTSDALE 945
BALLOTS CAST - SCOTTSDALE 210
VOTER TURNOUT - SCOTTSDALE. 22.22

PRECINCT REPORT

MARICOPA COUNTY
PRIMARY ELECTION
SEPTEMBER 12, 2000
NONPARTISAN

OFFICIAL RESULTS

RUN DATE:09/20/00 10:01 AM

REPORT-EL30 PAGE 0084-02

0084 CAMELVIEW

SCOTTSDALE QUESTION 1
YES 106 50.24
NO 105 49.76
Over Votes 3
Under Votes 19

SCOTTSDALE QUESTION 6
YES 94 44.76
NO 116 55.24
Over Votes 0
Under Votes 23

VOTES PERCENT

VOTES PERCENT

SCOTTSDALE QUESTION 2
YES 119 55.87
NO 94 44.13
Over Votes 0
Under Votes 20

SCOTTSDALE QUESTION 7
YES 113 53.30
NO 99 46.70
Over Votes 0
Under Votes 21

SCOTTSDALE QUESTION 3
YES 99 46.92
NO 112 53.08
Over Votes 0
Under Votes 22

SCOTTSDALE QUESTION 8
YES 84 39.44
NO 129 60.56
Over Votes 1
Under Votes 19

SCOTTSDALE QUESTION 4
YES 83 39.90
NO 125 60.10
Over Votes 0
Under Votes 25

SCOTTSDALE QUESTION 9
YES 54 25.59
NO 157 74.41
Over Votes 0
Under Votes 22

SCOTTSDALE QUESTION 5
YES 114 54.55
NO 95 45.45
Over Votes 0
Under Votes 24

PRECINCT REPORT

MARICOPA COUNTY
PRIMARY ELECTION
SEPTEMBER 12, 2000
STATISTICS

RUN DATE:09/20/00 10:01 AM

0084 CAMELVIEW

VOTES PERCENT

REGISTERED VOTERS - SCOTTSDALE 963 100.00
BALLOTS CAST - SCOTTSDALE 233 100.00
VOTER TURNOUT - SCOTTSDALE 24.20

PRECINCT REPORT

MARICOPA COUNTY
PRIMARY ELECTION
SEPTEMBER 12, 2000
NONPARTISAN

OFFICIAL RESULTS

RUN DATE:09/20/00 10:01 AM

REPORT--EL30 PAGE 0100-02

0100 CASCADE

SCOTTSDALE QUESTION 1

YES	135	54.88
NO.	111	45.12
Over Votes	1	
Under Votes	20	

VOTES PERCENT

SCOTTSDALE QUESTION 6

YES	123	49.80
NO.	124	50.20
Over Votes	0	
Under Votes	20	

SCOTTSDALE QUESTION 2

YES	139	56.50
NO.	107	43.50
Over Votes	1	
Under Votes	20	

SCOTTSDALE QUESTION 7

YES	148	60.41
NO.	97	39.59
Over Votes	0	
Under Votes	22	

SCOTTSDALE QUESTION 3

YES	135	54.88
NO.	111	45.12
Over Votes	0	
Under Votes	21	

SCOTTSDALE QUESTION 8

YES	90	37.04
NO.	153	62.96
Over Votes	1	
Under Votes	23	

SCOTTSDALE QUESTION 4

YES	104	42.98
NO.	138	57.02
Over Votes	0	
Under Votes	25	

SCOTTSDALE QUESTION 9

YES	87	35.22
NO.	160	64.78
Over Votes	0	
Under Votes	20	

SCOTTSDALE QUESTION 5

YES	137	56.15
NO.	107	43.85
Over Votes	0	
Under Votes	23	

PRECINCT REPORT

RUN DATE:09/20/00 10:01 AM

MARICOPA COUNTY
PRIMARY ELECTION
SEPTEMBER 12, 2000
STATISTICS

0100 CASCADE

VOTES PERCENT

REGISTERED VOTERS - SCOTTSDALE	845	100.00
BALLOTS CAST - SCOTTSDALE	267	100.00
VOTER TURNOUT - SCOTTSDALE.		31.60

PRECINCT REPORT

MARICOPA COUNTY
PRIMARY ELECTION
SEPTEMBER 12, 2000
NONPARTISAN

OFFICIAL RESULTS

RUN DATE:09/20/00 10:01 AM

REPORT-EL30 PAGE 0144-02

0144 CHAPARRAL

		VOTES	PERCENT
SCOTTSDALE QUESTION 1			
YES	144	64.57
NO.	79	35.43
Over Votes	0	
Under Votes	32	

		VOTES	PERCENT
SCOTTSDALE QUESTION 6			
YES	116	51.33
NO.	110	48.67
Over Votes	0	
Under Votes	29	

SCOTTSDALE QUESTION 2			
YES	145	64.73
NO.	79	35.27
Over Votes	0	
Under Votes	31	

SCOTTSDALE QUESTION 7			
YES	144	63.72
NO.	82	36.28
Over Votes	0	
Under Votes	29	

SCOTTSDALE QUESTION 3			
YES	123	54.91
NO.	101	45.09
Over Votes	0	
Under Votes	31	

SCOTTSDALE QUESTION 8			
YES	115	51.57
NO.	108	48.43
Over Votes	0	
Under Votes	32	

SCOTTSDALE QUESTION 4			
YES	119	54.09
NO.	101	45.91
Over Votes	0	
Under Votes	35	

SCOTTSDALE QUESTION 9			
YES	74	33.64
NO.	146	66.36
Over Votes	0	
Under Votes	35	

SCOTTSDALE QUESTION 5			
YES	134	61.47
NO.	84	38.53
Over Votes	0	
Under Votes	37	

PRECINCT REPORT

RUN DATE:09/20/00 10:01 AM

0144 CHAPARRAL

MARICOPA COUNTY
PRIMARY ELECTION
SEPTEMBER 12, 2000
STATISTICS

	VOTES	PERCENT
REGISTERED VOTERS - SCOTTSDALE	806	100.00
BALLOTS CAST - SCOTTSDALE	255	100.00
VOTER TURNOUT - SCOTTSDALE.	31.64	

PRECINCT REPORT

MARICOPA COUNTY
PRIMARY ELECTION
SEPTEMBER 12, 2000
NONPARTISAN

OFFICIAL RESULTS

RUN DATE:09/20/00 10:01 AM

REPORT-EL30 PAGE 0153-02

0153 CIELO

SCOTTSDALE QUESTION 1

YES	113	67.66
NO.	54	32.34
Over Votes	0	
Under Votes	12	

SCOTTSDALE QUESTION 6

YES	86	51.81
NO.	80	48.19
Over Votes	0	
Under Votes	13	

SCOTTSDALE QUESTION 2

YES	107	64.46
NO.	59	35.54
Over Votes	0	
Under Votes	13	

SCOTTSDALE QUESTION 7

YES	101	61.21
NO.	64	38.79
Over Votes	0	
Under Votes	14	

SCOTTSDALE QUESTION 3

YES	102	61.82
NO.	63	38.18
Over Votes	0	
Under Votes	14	

SCOTTSDALE QUESTION 8

YES	71	44.10
NO.	90	55.90
Over Votes	0	
Under Votes	18	

SCOTTSDALE QUESTION 4

YES	82	50.62
NO.	80	49.38
Over Votes	0	
Under Votes	17	

SCOTTSDALE QUESTION 9

YES	57	35.63
NO.	103	64.38
Over Votes	0	
Under Votes	19	

SCOTTSDALE QUESTION 5

YES	113	69.33
NO.	50	30.67
Over Votes	0	
Under Votes	16	

PRECINCT REPORT

MARICOPA COUNTY
PRIMARY ELECTION
SEPTEMBER 12, 2000
STATISTICS

RUN DATE:09/20/00 10:01 AM

0153 CIELO

	VOTES	PERCENT
REGISTERED VOTERS - SCOTTSDALE	710 100.00
BALLOTS CAST - SCOTTSDALE	179 100.00
VOTER TURNOUT - SCOTTSDALE	25.21

PRECINCT REPORT

MARICOPA COUNTY
PRIMARY ELECTION
SEPTEMBER 12, 2000
NONPARTISAN

OFFICIAL RESULTS

RUN DATE:09/20/00 10:01 AM

REPORT-EL30

PAGE 0164-02

0164 COCOPAH

VOTES PERCENT

VOTES PERCENT

SCOTTSDALE QUESTION 1

SCOTTSDALE QUESTION 6

YES 178 61.59
NO. 111 38.41
Over Votes 1
Under Votes 16

YES 161 56.29
NO. 125 43.71
Over Votes 1
Under Votes 19

SCOTTSDALE QUESTION 2

SCOTTSDALE QUESTION 7

YES 188 65.96
NO. 97 34.04
Over Votes 1
Under Votes 20

YES 178 62.24
NO. 108 37.76
Over Votes 1
Under Votes 19

SCOTTSDALE QUESTION 3

SCOTTSDALE QUESTION 8

YES 148 51.93
NO. 137 48.07
Over Votes 0
Under Votes 21

YES 113 41.09
NO. 162 58.91
Over Votes 0
Under Votes 31

SCOTTSDALE QUESTION 4

SCOTTSDALE QUESTION 9

YES 131 46.79
NO. 149 53.21
Over Votes 0
Under Votes 26

YES 110 38.87
NO. 173 61.13
Over Votes 0
Under Votes 23

SCOTTSDALE QUESTION 5

YES 200 70.67
NO. 83 29.33
Over Votes 0
Under Votes 23

PRECINCT REPORT

MARICOPA COUNTY
PRIMARY ELECTION
SEPTEMBER 12, 2000
STATISTICS

RUN DATE:09/20/00 10:01 AM

0164 COCOPAH

VOTES PERCENT

REGISTERED VOTERS - SCOTTSDALE 1080 100.00
BALLOTS CAST - SCOTTSDALE 306 100.00
VOTER TURNOUT - SCOTTSDALE. 28.33

PRECINCT REPORT

MARICOPA COUNTY
PRIMARY ELECTION
SEPTEMBER 12, 2000
NONPARTISAN

OFFICIAL RESULTS

RUN DATE:09/20/00 10:01 AM

REPORT-EL30 PAGE 0166-02

0166 COLUMBUS

VOTES PERCENT

VOTES PERCENT

SCOTTSDALE QUESTION 1

SCOTTSDALE QUESTION 6

YES	154	52.56
NO.	139	47.44
Over Votes	0	
Under Votes	40	

YES	151	52.80
NO.	135	47.20
Over Votes	0	
Under Votes	47	

SCOTTSDALE QUESTION 2

SCOTTSDALE QUESTION 7

YES	154	53.85
NO.	132	46.15
Over Votes	0	
Under Votes	47	

YES	164	55.97
NO.	129	44.03
Over Votes	0	
Under Votes	40	

SCOTTSDALE QUESTION 3

SCOTTSDALE QUESTION 8

YES	110	38.06
NO.	179	61.94
Over Votes	0	
Under Votes	44	

YES	119	41.61
NO.	167	58.39
Over Votes	1	
Under Votes	46	

SCOTTSDALE QUESTION 4

SCOTTSDALE QUESTION 9

YES	128	44.76
NO.	158	55.24
Over Votes	0	
Under Votes	47	

YES	74	25.96
NO.	211	74.04
Over Votes	0	
Under Votes	48	

SCOTTSDALE QUESTION 5

YES	170	59.86
NO.	114	40.14
Over Votes	1	
Under Votes	48	

PRECINCT REPORT

MARICOPA COUNTY
PRIMARY ELECTION
SEPTEMBER 12, 2000
STATISTICS

RUN DATE:09/20/00 10:01 AM

0166 COLUMBUS

VOTES PERCENT

REGISTERED VOTERS - SCOTTSDALE	997	100.00
BALLOTS CAST - SCOTTSDALE	333	100.00
VOTER TURNOUT - SCOTTSDALE	33.40	

PRECINCT REPORT

MARICOPA COUNTY
PRIMARY ELECTION
SEPTEMBER 12, 2000
NONPARTISAN

OFFICIAL RESULTS

RUN DATE:09/20/00 10:01 AM

REPORT-EL30 PAGE 0173-02

0173 CONTINENTAL

SCOTTSDALE QUESTION 1	
YES	73
NO	49
Over Votes	0
Under Votes	10

VOTES	PERCENT
73	59.84
49	40.16
0	
10	

SCOTTSDALE QUESTION 6	
YES	50
NO	71
Over Votes	0
Under Votes	11

VOTES	PERCENT
50	41.32
71	58.68
0	
11	

SCOTTSDALE QUESTION 2	
YES	69
NO	52
Over Votes	0
Under Votes	11

VOTES	PERCENT
69	57.02
52	42.98
0	
11	

SCOTTSDALE QUESTION 7	
YES	77
NO	45
Over Votes	0
Under Votes	10

VOTES	PERCENT
77	63.11
45	36.89
0	
10	

SCOTTSDALE QUESTION 3	
YES	61
NO	61
Over Votes	0
Under Votes	10

VOTES	PERCENT
61	50.00
61	50.00
0	
10	

SCOTTSDALE QUESTION 8	
YES	63
NO	59
Over Votes	0
Under Votes	10

VOTES	PERCENT
63	51.64
59	48.36
0	
10	

SCOTTSDALE QUESTION 4	
YES	61
NO	60
Over Votes	1
Under Votes	10

VOTES	PERCENT
61	50.41
60	49.59
1	
10	

SCOTTSDALE QUESTION 9	
YES	33
NO	89
Over Votes	0
Under Votes	10

VOTES	PERCENT
33	27.05
89	72.95
0	
10	

SCOTTSDALE QUESTION 5	
YES	80
NO	42
Over Votes	0
Under Votes	10

VOTES	PERCENT
80	65.57
42	34.43
0	
10	

PRECINCT REPORT

MARICOPA COUNTY
PRIMARY ELECTION
SEPTEMBER 12, 2000
STATISTICS

RUN DATE:09/20/00 10:01 AM

0173 CONTINENTAL

VOTES	PERCENT
495	100.00
132	100.00
26.67	

REGISTERED VOTERS - SCOTTSDALE
BALLOTS CAST - SCOTTSDALE
VOTER TURNOUT - SCOTTSDALE

PRECINCT REPORT

MARICOPA COUNTY
PRIMARY ELECTION
SEPTEMBER 12, 2000
NONPARTISAN

OFFICIAL RESULTS

RUN DATE:09/20/00 10:01 AM

REPORT-EL30 PAGE 0182-02

0182 CORONADO

VOTES PERCENT

VOTES PERCENT

SCOTTSDALE QUESTION 1

SCOTTSDALE QUESTION 6

YES 193
NO. 103
Over Votes 0
Under Votes 16

YES 149
NO. 147
Over Votes 0
Under Votes 16

SCOTTSDALE QUESTION 2

SCOTTSDALE QUESTION 7

YES 181
NO. 113
Over Votes 0
Under Votes 18

YES 178
NO. 118
Over Votes 1
Under Votes 15

SCOTTSDALE QUESTION 3

SCOTTSDALE QUESTION 8

YES 148
NO. 146
Over Votes 0
Under Votes 18

YES 137
NO. 155
Over Votes 0
Under Votes 20

SCOTTSDALE QUESTION 4

SCOTTSDALE QUESTION 9

YES 133
NO. 159
Over Votes 0
Under Votes 20

YES 72
NO. 217
Over Votes 0
Under Votes 23

SCOTTSDALE QUESTION 5

YES 188
NO. 106
Over Votes 0
Under Votes 18

PRECINCT REPORT

MARICOPA COUNTY
PRIMARY ELECTION
SEPTEMBER 12, 2000
STATISTICS

RUN DATE:09/20/00 10:01 AM

0182 CORONADO

VOTES PERCENT

REGISTERED VOTERS - SCOTTSDALE 849
BALLOTS CAST - SCOTTSDALE 312
VOTER TURNOUT - SCOTTSDALE. 36.75

VOTES PERCENT
100.00
100.00
36.75

PRECINCT REPORT

MARICOPA COUNTY
PRIMARY ELECTION
SEPTEMBER 12, 2000
NONPARTISAN

OFFICIAL RESULTS

RUN DATE:09/20/00 10:01 AM

REPORT-EL30

PAGE 0196-02

0196 CRESTWOOD

VOTES PERCENT

VOTES PERCENT

SCOTTSDALE QUESTION 1

SCOTTSDALE QUESTION 6

YES 125 58.69
NO. 88 41.31
Over Votes 0
Under Votes 17

YES 109 51.90
NO. 101 48.10
Over Votes 1
Under Votes 19

SCOTTSDALE QUESTION 2

SCOTTSDALE QUESTION 7

YES 132 61.97
NO. 81 38.03
Over Votes 0
Under Votes 17

YES 129 60.85
NO. 83 39.15
Over Votes 0
Under Votes 1.8

SCOTTSDALE QUESTION 3

SCOTTSDALE QUESTION 8

YES 114 53.77
NO. 98 46.23
Over Votes 0
Under Votes 18

YES 100 47.62
NO. 110 52.38
Over Votes 0
Under Votes 20

SCOTTSDALE QUESTION 4

SCOTTSDALE QUESTION 9

YES 101 48.10
NO. 109 51.90
Over Votes 0
Under Votes 20

YES 70 32.71
NO. 144 67.29
Over Votes 0
Under Votes 16

SCOTTSDALE QUESTION 5

YES 134 63.81
NO. 76 36.19
Over Votes 0
Under Votes 20

PRECINCT REPORT

MARICOPA COUNTY
PRIMARY ELECTION
SEPTEMBER 12, 2000
STATISTICS

RUN DATE:09/20/00 10:01 AM

0196 CRESTWOOD

VOTES PERCENT

REGISTERED VOTERS - SCOTTSDALE 646 100.00
BALLOTS CAST - SCOTTSDALE 230 100.00
VOTER TURNOUT - SCOTTSDALE. 35.60

PRECINCT REPORT

MARICOPA COUNTY
PRIMARY ELECTION
SEPTEMBER 12, 2000
NONPARTISAN

OFFICIAL RESULTS

RUN DATE: 09/20/00 10:01 AM

REPORT-EL30 PAGE 0212-02

0212 DEERVIEW

SCOTTSDALE QUESTION 1

YES	85	66.41
NO	43	33.59
Over Votes	0	
Under Votes	8	

SCOTTSDALE QUESTION 6

YES	66	51.56
NO	62	48.44
Over Votes	0	
Under Votes	8	

SCOTTSDALE QUESTION 2

YES	75	59.06
NO	52	40.94
Over Votes	0	
Under Votes	9	

SCOTTSDALE QUESTION 7

YES	75	59.52
NO	51	40.48
Over Votes	0	
Under Votes	10	

SCOTTSDALE QUESTION 3

YES	71	55.91
NO	56	44.09
Over Votes	0	
Under Votes	9	

SCOTTSDALE QUESTION 8

YES	51	40.16
NO	76	59.84
Over Votes	0	
Under Votes	9	

SCOTTSDALE QUESTION 4

YES	58	46.40
NO	67	53.60
Over Votes	0	
Under Votes	11	

SCOTTSDALE QUESTION 9

YES	44	34.65
NO	83	65.35
Over Votes	0	
Under Votes	9	

SCOTTSDALE QUESTION 5

YES	71	55.91
NO	56	44.09
Over Votes	0	
Under Votes	9	

PRECINCT REPORT

MARICOPA COUNTY
PRIMARY ELECTION
SEPTEMBER 12, 2000
STATISTICS

RUN DATE: 09/20/00 10:01 AM

0212 DEERVIEW

	VOTES	PERCENT
REGISTERED VOTERS - SCOTTSDALE	826	100.00
BALLOTS CAST - SCOTTSDALE	136	100.00
VOTER TURNOUT - SCOTTSDALE		16.46

PRECINCT REPORT

MARICOPA COUNTY
PRIMARY ELECTION
SEPTEMBER 12, 2000
NONPARTISAN

OFFICIAL RESULTS

RUN DATE:09/20/00 10:01 AM

REPORT-EL30 PAGE 0210-02

0210 DEER CANYON

SCOTTSDALE QUESTION 1

YES	255	66.41
NO.	129	33.59
Over Votes	2	
Under Votes	48	

SCOTTSDALE QUESTION 6

YES	200	53.19
NO.	176	46.81
Over Votes	1	
Under Votes	57	

SCOTTSDALE QUESTION 2

YES	233	60.52
NO.	152	39.48
Over Votes	0	
Under Votes	49	

SCOTTSDALE QUESTION 7

YES	262	68.23
NO.	122	31.77
Over Votes	0	
Under Votes	50	

SCOTTSDALE QUESTION 3

YES	210	55.70
NO.	167	44.30
Over Votes	0	
Under Votes	57	

SCOTTSDALE QUESTION 8

YES	190	51.08
NO.	182	48.92
Over Votes	0	
Under Votes	62	

SCOTTSDALE QUESTION 4

YES	188	50.95
NO.	181	49.05
Over Votes	1	
Under Votes	64	

SCOTTSDALE QUESTION 9

YES	165	44.84
NO.	203	55.16
Over Votes	0	
Under Votes	66	

SCOTTSDALE QUESTION 5

YES	242	64.36
NO.	134	35.64
Over Votes	1	
Under Votes	57	

PRECINCT REPORT

MARICOPA COUNTY
PRIMARY ELECTION
SEPTEMBER 12, 2000
STATISTICS

RUN DATE:09/20/00 10:01 AM

0210 DEER CANYON

	VOTES	PERCENT
REGISTERED VOTERS - SCOTTSDALE	1269	100.00
BALLOTS CAST - SCOTTSDALE	434	100.00
VOTER TURNOUT - SCOTTSDALE		34.20

PRECINCT REPORT

MARICOPA COUNTY
PRIMARY ELECTION
SEPTEMBER 12, 2000
NONPARTISAN

OFFICIAL RESULTS

RUN DATE:09/20/00 10:01 AM

REPORT-EL30 PAGE 0213-02

0213 DEL JOYA

	VOTES	PERCENT
SCOTTSDALE QUESTION 1		
YES	297	67.35
NO.	144	32.65
Over Votes	0	
Under Votes	31	

	VOTES	PERCENT
SCOTTSDALE QUESTION 6		
YES	227	52.18
NO.	208	47.82
Over Votes	2	
Under Votes	35	

SCOTTSDALE QUESTION 2		
YES	292	66.36
NO.	148	33.64
Over Votes	1	
Under Votes	31	

SCOTTSDALE QUESTION 7		
YES	295	67.51
NO.	142	32.49
Over Votes	0	
Under Votes	35	

SCOTTSDALE QUESTION 3		
YES	258	59.04
NO.	179	40.96
Over Votes	0	
Under Votes	35	

SCOTTSDALE QUESTION 8		
YES	190	43.88
NO.	243	56.12
Over Votes	1	
Under Votes	38	

SCOTTSDALE QUESTION 4		
YES	233	53.56
NO.	202	46.44
Over Votes	0	
Under Votes	37	

SCOTTSDALE QUESTION 9		
YES	157	36.18
NO.	277	63.82
Over Votes	0	
Under Votes	38	

SCOTTSDALE QUESTION 5		
YES	290	67.44
NO.	140	32.56
Over Votes	1	
Under Votes	41	

PRECINCT REPORT

MARICOPA COUNTY
PRIMARY ELECTION
SEPTEMBER 12, 2000
STATISTICS

RUN DATE:09/20/00 10:01 AM

0213 DEL JOYA

	VOTES	PERCENT
REGISTERED VOTERS - SCOTTSDALE	1449	100.00
BALLOTS CAST - SCOTTSDALE	472	100.00
VOTER TURNOUT - SCOTTSDALE		32.57

PRECINCT REPORT

MARICOPA COUNTY
PRIMARY ELECTION
SEPTEMBER 12, 2000
NONPARTISAN

OFFICIAL RESULTS

RUN DATE:09/20/00 10:01 AM

REPORT-EL30 PAGE 0229-02

0229 DIAMOND

SCOTTSDALE QUESTION 1	
YES	135
NO	111
Over Votes	0
Under Votes	25

VOTES PERCENT

SCOTTSDALE QUESTION 6	
YES	126
NO	117
Over Votes	1
Under Votes	27

VOTES PERCENT

SCOTTSDALE QUESTION 2	
YES	138
NO	103
Over Votes	1
Under Votes	29

SCOTTSDALE QUESTION 7	
YES	138
NO	104
Over Votes	0
Under Votes	29

SCOTTSDALE QUESTION 3	
YES	108
NO	136
Over Votes	0
Under Votes	27

SCOTTSDALE QUESTION 8	
YES	114
NO	126
Over Votes	0
Under Votes	31

SCOTTSDALE QUESTION 4	
YES	96
NO	141
Over Votes	1
Under Votes	33

SCOTTSDALE QUESTION 9	
YES	59
NO	179
Over Votes	0
Under Votes	33

SCOTTSDALE QUESTION 5	
YES	153
NO	88
Over Votes	0
Under Votes	30

PRECINCT REPORT

RUN DATE:09/20/00 10:01 AM

0229 DIAMOND

REGISTERED VOTERS - SCOTTSDALE	914	100.00
BALLOTS CAST - SCOTTSDALE	271	100.00
VOTER TURNOUT - SCOTTSDALE.		29.65

MARICOPA COUNTY
PRIMARY ELECTION
SEPTEMBER 12, 2000
STATISTICS

VOTES PERCENT

PRECINCT REPORT

MARICOPA COUNTY
PRIMARY ELECTION
SEPTEMBER 12, 2000
NONPARTISAN

OFFICIAL RESULTS

RUN DATE:09/20/00 10:01 AM

REPORT-EL30 PAGE 0235-02

0235 DREYFUS

	VOTES	PERCENT
SCOTTSDALE QUESTION 1		
YES	189	62.58
NO.	113	37.42
Over Votes	1	
Under Votes	30	

	VOTES	PERCENT
SCOTTSDALE QUESTION 6		
YES	154	51.51
NO.	145	48.49
Over Votes	0	
Under Votes	34	

SCOTTSDALE QUESTION 2		
YES	180	59.60
NO.	122	40.40
Over Votes	1	
Under Votes	30	

SCOTTSDALE QUESTION 7		
YES	196	64.90
NO.	106	35.10
Over Votes	0	
Under Votes	31	

SCOTTSDALE QUESTION 3		
YES	165	54.64
NO.	137	45.36
Over Votes	0	
Under Votes	31	

SCOTTSDALE QUESTION 8		
YES	131	43.52
NO.	170	56.48
Over Votes	0	
Under Votes	32	

SCOTTSDALE QUESTION 4		
YES	161	54.21
NO.	136	45.79
Over Votes	0	
Under Votes	36	

SCOTTSDALE QUESTION 9		
YES	136	45.64
NO.	162	54.36
Over Votes	0	
Under Votes	35	

SCOTTSDALE QUESTION 5		
YES	202	67.11
NO.	99	32.89
Over Votes	1	
Under Votes	31	

PRECINCT REPORT

MARICOPA COUNTY
PRIMARY ELECTION
SEPTEMBER 12, 2000
STATISTICS

RUN DATE:09/20/00 10:01 AM

0235 DREYFUS

	VOTES	PERCENT
REGISTERED VOTERS - SCOTTSDALE	1331	100.00
BALLOTS CAST - SCOTTSDALE	333	100.00
VOTER TURNOUT - SCOTTSDALE.		25.02

PRECINCT REPORT

MARICOPA COUNTY
PRIMARY ELECTION
SEPTEMBER 12, 2000
NONPARTISAN

OFFICIAL RESULTS

RUN DATE:09/20/00 10:01 AM

REPORT-EL30 PAGE 0430-02

0430 LAKESIDE

		VOTES	PERCENT			VOTES	PERCENT
SCOTTSDALE QUESTION 1							
YES	.	108	65.45	.	.	85	51.83
NO.	.	57	34.55	.	.	79	48.17
Over Votes	.	1		.	.	1	
Under Votes	.	13		.	.	14	
SCOTTSDALE QUESTION 2							
YES	.	107	65.24	.	.	110	65.87
NO.	.	57	34.76	.	.	57	34.13
Over Votes	.	0		.	.	1	
Under Votes	.	15		.	.	11	
SCOTTSDALE QUESTION 3							
YES	.	83	50.61	.	.	71	44.10
NO.	.	81	49.39	.	.	90	55.90
Over Votes	.	0		.	.	0	
Under Votes	.	15		.	.	18	
SCOTTSDALE QUESTION 4							
YES	.	81	49.69	.	.	44	26.99
NO.	.	82	50.31	.	.	119	73.01
Over Votes	.	0		.	.	1	
Under Votes	.	16		.	.	15	
SCOTTSDALE QUESTION 5							
YES	.	108	65.45	.	.		
NO.	.	57	34.55	.	.		
Over Votes	.	2		.	.		
Under Votes	.	12		.	.		
SCOTTSDALE QUESTION 6							
YES	.			.	.		
NO.	.			.	.		
Over Votes	.			.	.		
Under Votes	.			.	.		
SCOTTSDALE QUESTION 7							
YES	.			.	.		
NO.	.			.	.		
Over Votes	.			.	.		
Under Votes	.			.	.		
SCOTTSDALE QUESTION 8							
YES	.			.	.		
NO.	.			.	.		
Over Votes	.			.	.		
Under Votes	.			.	.		
SCOTTSDALE QUESTION 9							
YES	.			.	.		
NO.	.			.	.		
Over Votes	.			.	.		
Under Votes	.			.	.		

PRECINCT REPORT

MARICOPA COUNTY
PRIMARY ELECTION
SEPTEMBER 12, 2000
STATISTICS

RUN DATE:09/20/00 10:01 AM

0430 LAKESIDE

	VOTES	PERCENT
REGISTERED VOTERS - SCOTTSDALE	569	100.00
BALLOTS CAST - SCOTTSDALE	179	100.00
VOTER TURNOUT - SCOTTSDALE		31.46

PRECINCT REPORT

MARICOPA COUNTY
PRIMARY ELECTION
SEPTEMBER 12, 2000
NONPARTISAN

OFFICIAL RESULTS

RUN DATE: 09/20/00 10:01 AM

REPORT-EL30 PAGE 0438-02

0438 LAUREL

VOTES PERCENT

VOTES PERCENT

SCOTTSDALE QUESTION 1

SCOTTSDALE QUESTION 6

YES	136	58.12
NO	98	41.88
Over Votes	0	
Under Votes	16	

YES	126	53.85
NO	108	46.15
Over Votes	0	
Under Votes	16	

SCOTTSDALE QUESTION 2

SCOTTSDALE QUESTION 7

YES	125	54.11
NO	106	45.89
Over Votes	0	
Under Votes	19	

YES	128	55.17
NO	104	44.83
Over Votes	0	
Under Votes	18	

SCOTTSDALE QUESTION 3

SCOTTSDALE QUESTION 8

YES	114	49.14
NO	118	50.86
Over Votes	0	
Under Votes	18	

YES	94	40.87
NO	136	59.13
Over Votes	0	
Under Votes	20	

SCOTTSDALE QUESTION 4

SCOTTSDALE QUESTION 9

YES	93	41.15
NO	133	58.85
Over Votes	0	
Under Votes	24	

YES	65	28.89
NO	160	71.11
Over Votes	3	
Under Votes	22	

SCOTTSDALE QUESTION 5

YES	135	59.21
NO	93	40.79
Over Votes	0	
Under Votes	22	

PRECINCT REPORT

MARICOPA COUNTY
PRIMARY ELECTION
SEPTEMBER 12, 2000
STATISTICS

RUN DATE: 09/20/00 10:01 AM

0438 LAUREL

VOTES PERCENT

REGISTERED VOTERS - SCOTTSDALE	971	100.00
BALLOTS CAST - SCOTTSDALE	250	100.00
VOTER TURNOUT - SCOTTSDALE		25.75

PRECINCT REPORT

MARICOPA COUNTY
PRIMARY ELECTION
SEPTEMBER 12, 2000
NONPARTISAN

OFFICIAL RESULTS

RUN DATE:09/20/00 10:01 AM

REPORT-EL30

PAGE 0453-02

0453 LONE MOUNTAIN

VOTES PERCENT

VOTES PERCENT

SCOTTSDALE QUESTION 1

SCOTTSDALE QUESTION 6

YES 0
NO. 0
Over Votes 0
Under Votes 0

YES 0
NO. 0
Over Votes 0
Under Votes 0

SCOTTSDALE QUESTION 2

SCOTTSDALE QUESTION 7

YES 0
NO. 0
Over Votes 0
Under Votes 0

YES 0
NO. 0
Over Votes 0
Under Votes 0

SCOTTSDALE QUESTION 3

SCOTTSDALE QUESTION 8

YES 0
NO. 0
Over Votes 0
Under Votes 0

YES 0
NO. 0
Over Votes 0
Under Votes 0

SCOTTSDALE QUESTION 4

SCOTTSDALE QUESTION 9

YES 0
NO. 0
Over Votes 0
Under Votes 0

YES 0
NO. 0
Over Votes 0
Under Votes 0

SCOTTSDALE QUESTION 5

YES 0
NO. 0
Over Votes 0
Under Votes 0

PRECINCT REPORT

MARICOPA COUNTY
PRIMARY ELECTION
SEPTEMBER 12, 2000
STATISTICS

RUN DATE:09/20/00 10:01 AM

0453 LONE MOUNTAIN

VOTES PERCENT

REGISTERED VOTERS - SCOTTSDALE 1625 100.00
BALLOTS CAST - SCOTTSDALE 0

PRECINCT REPORT

MARICOPA COUNTY
PRIMARY ELECTION
SEPTEMBER 12, 2000
NONPARTISAN

OFFICIAL RESULTS

RUN DATE: 09/20/00 10:01 AM

REPORT-EL30 PAGE 0459-02

0459 LUCAS

VOTES PERCENT

VOTES PERCENT

SCOTTSDALE QUESTION 1

SCOTTSDALE QUESTION 6

YES 88
NO 56
Over Votes 0
Under Votes 8

YES 68
NO 76
Over Votes 0
Under Votes 8

SCOTTSDALE QUESTION 2

SCOTTSDALE QUESTION 7

YES 77
NO 68
Over Votes 1
Under Votes 6

YES 85
NO 58
Over Votes 0
Under Votes 9

SCOTTSDALE QUESTION 3

SCOTTSDALE QUESTION 8

YES 78
NO 64
Over Votes 0
Under Votes 10

YES 57
NO 88
Over Votes 0
Under Votes 7

SCOTTSDALE QUESTION 4

SCOTTSDALE QUESTION 9

YES 66
NO 78
Over Votes 0
Under Votes 8

YES 47
NO 93
Over Votes 0
Under Votes 12

SCOTTSDALE QUESTION 5

YES 91
NO 54
Over Votes 0
Under Votes 7

PRECINCT REPORT

MARICOPA COUNTY
PRIMARY ELECTION
SEPTEMBER 12, 2000
STATISTICS

RUN DATE: 09/20/00 10:01 AM

0459 LUCAS

VOTES PERCENT

REGISTERED VOTERS - SCOTTSDALE 540
BALLOTS CAST - SCOTTSDALE 152
VOTER TURNOUT - SCOTTSDALE 28.15

100.00
100.00
28.15

PRECINCT REPORT

MARICOPA COUNTY
PRIMARY ELECTION
SEPTEMBER 12, 2000
NONPARTISAN

OFFICIAL RESULTS

RUN DATE:09/20/00 10:01 AM

REPORT-EL30 PAGE 0469 02

0469 MALAPAI

VOTES PERCENT

VOTES PERCENT

SCOTTSDALE QUESTION 1

SCOTTSDALE QUESTION 6

YES 245
NO. 180
Over Votes 0
Under Votes 60

YES 230
NO. 185
Over Votes 0
Under Votes 70

SCOTTSDALE QUESTION 2

SCOTTSDALE QUESTION 7

YES 269
NO. 149
Over Votes 0
Under Votes 67

YES 257
NO. 160
Over Votes 0
Under Votes 68

SCOTTSDALE QUESTION 3

SCOTTSDALE QUESTION 8

YES 200
NO. 222
Over Votes 0
Under Votes 63

YES 175
NO. 233
Over Votes 0
Under Votes 77

SCOTTSDALE QUESTION 4

SCOTTSDALE QUESTION 9

YES 185
NO. 222
Over Votes 2
Under Votes 76

YES 116
NO. 300
Over Votes 4
Under Votes 65

SCOTTSDALE QUESTION 5

YES 287
NO. 127
Over Votes 0
Under Votes 71

PRECINCT REPORT

MARICOPA COUNTY
PRIMARY ELECTION
SEPTEMBER 12, 2000
STATISTICS

RUN DATE:09/20/00 10:01 AM

0469 MALAPAI

VOTES PERCENT

REGISTERED VOTERS - SCOTTSDALE 1227 100.00
BALLOTS CAST - SCOTTSDALE 485 100.00
VOTER TURNOUT - SCOTTSDALE 39.53

PRECINCT REPORT

MARICOPA COUNTY
 PRIMARY ELECTION
 SEPTEMBER 12, 2000
 NONPARTISAN

OFFICIAL RESULTS

RUN DATE:09/20/00 10:01 AM

REPORT-EL30 PAGE 0474-02

0474 MARICOPA

VOTES PERCENT

VOTES PERCENT

SCOTTSDALE QUESTION 1
 YES 157 55.48
 NO. 126 44.52
 Over Votes 1
 Under Votes 27

SCOTTSDALE QUESTION 2
 YES 159 55.99
 NO. 125 44.01
 Over Votes 1
 Under Votes 26

SCOTTSDALE QUESTION 3
 YES 130 46.59
 NO. 149 53.41
 Over Votes 1
 Under Votes 31

SCOTTSDALE QUESTION 4
 YES 110 39.86
 NO. 166 60.14
 Over Votes 1
 Under Votes 34

SCOTTSDALE QUESTION 5
 YES 167 59.86
 NO. 112 40.14
 Over Votes 0
 Under Votes 32

SCOTTSDALE QUESTION 6
 YES 150 53.76
 NO. 129 46.24
 Over Votes 1
 Under Votes 31

SCOTTSDALE QUESTION 7
 YES 170 60.07
 NO. 113 39.93
 Over Votes 0
 Under Votes 28

SCOTTSDALE QUESTION 8
 YES 109 39.07
 NO. 170 60.93
 Over Votes 0
 Under Votes 32

SCOTTSDALE QUESTION 9
 YES 66 23.66
 NO. 213 76.34
 Over Votes 1
 Under Votes 31

SCOTTSDALE QUESTION 10
 YES 1038 100.00
 NO. 311 100.00
 Over Votes 0
 Under Votes 29.96

PRECINCT REPORT

MARICOPA COUNTY
 PRIMARY ELECTION
 SEPTEMBER 12, 2000
 STATISTICS

RUN DATE:09/20/00 10:01 AM

0474 MARICOPA

VOTES PERCENT

REGISTERED VOTERS - SCOTTSDALE 1038 100.00
 BALLOTS CAST - SCOTTSDALE 311 100.00
 VOTER TURNOUT - SCOTTSDALE. 29.96

PRECINCT REPORT

MARICOPA COUNTY
PRIMARY ELECTION
SEPTEMBER 12, 2000
NONPARTISAN

OFFICIAL RESULTS

RUN DATE:09/20/00 10:01 AM

REPORT-EL30 PAGE 0481-02

0481 MCCORMICK EAST

SCOTTSDALE QUESTION 1

YES	326	55.44
NO	262	44.56
Over Votes	1	
Under Votes	66	

SCOTTSDALE QUESTION 6

YES	284	48.22
NO	305	51.78
Over Votes	1	
Under Votes	65	

SCOTTSDALE QUESTION 2

YES	328	55.69
NO	261	44.31
Over Votes	2	
Under Votes	64	

SCOTTSDALE QUESTION 7

YES	336	57.05
NO	253	42.95
Over Votes	2	
Under Votes	64	

SCOTTSDALE QUESTION 3

YES	289	49.32
NO	297	50.68
Over Votes	0	
Under Votes	69	

SCOTTSDALE QUESTION 8

YES	234	39.66
NO	356	60.34
Over Votes	0	
Under Votes	65	

SCOTTSDALE QUESTION 4

YES	243	41.61
NO	341	58.39
Over Votes	0	
Under Votes	71	

SCOTTSDALE QUESTION 9

YES	176	30.19
NO	407	69.81
Over Votes	0	
Under Votes	72	

SCOTTSDALE QUESTION 5

YES	350	59.83
NO	235	40.17
Over Votes	1	
Under Votes	69	

PRECINCT REPORT

MARICOPA COUNTY
PRIMARY ELECTION
SEPTEMBER 12, 2000
STATISTICS

RUN DATE:09/20/00 10:01 AM

0481 MCCORMICK EAST

	VOTES	PERCENT
REGISTERED VOTERS - SCOTTSDALE	1717	100.00
BALLOTS CAST - SCOTTSDALE	655	100.00
VOTER TURNOUT - SCOTTSDALE.		38.15

PRECINCT REPORT

MARICOPA COUNTY
PRIMARY ELECTION
SEPTEMBER 12, 2000
NONPARTISAN

OFFICIAL RESULTS

RUN DATE:09/20/00 10:01 AM

REPORT-EL30 PAGE 0482-02

0482 MCCORMICK WEST

VOTES PERCENT

VOTES PERCENT

SCOTTSDALE QUESTION 1

SCOTTSDALE QUESTION 6

YES	280	60.34
NO	184	39.66
Over Votes	1	
Under Votes	41	

YES	253	54.18
NO	214	45.82
Over Votes	0	
Under Votes	39	

SCOTTSDALE QUESTION 2

SCOTTSDALE QUESTION 7

YES	295	63.71
NO	168	36.29
Over Votes	0	
Under Votes	43	

YES	301	64.18
NO	168	35.82
Over Votes	0	
Under Votes	37	

SCOTTSDALE QUESTION 3

SCOTTSDALE QUESTION 8

YES	251	53.75
NO	216	46.25
Over Votes	0	
Under Votes	39	

YES	201	43.79
NO	258	56.21
Over Votes	0	
Under Votes	47	

SCOTTSDALE QUESTION 4

SCOTTSDALE QUESTION 9

YES	229	49.25
NO	236	50.75
Over Votes	0	
Under Votes	41	

YES	168	36.84
NO	288	63.16
Over Votes	0	
Under Votes	50	

SCOTTSDALE QUESTION 5

YES	299	65.14
NO	160	34.86
Over Votes	0	
Under Votes	47	

PRECINCT REPORT

MARICOPA COUNTY
PRIMARY ELECTION
SEPTEMBER 12, 2000
STATISTICS

RUN DATE:09/20/00 10:01 AM

0482 MCCORMICK WEST

REGISTERED VOTERS - SCOTTSDALE	1532	100.00
BALLOTS CAST - SCOTTSDALE	506	100.00
VOTER TURNOUT - SCOTTSDALE		33.03

VOTES PERCENT

PRECINCT REPORT

MARICOPA COUNTY
PRIMARY ELECTION
SEPTEMBER 12, 2000
NONPARTISAN

OFFICIAL RESULTS

RUN DATE:09/20/00 10:01 AM

REPORT-EL30 PAGE 0483-02

0483 MCDONALD

VOTES PERCENT

VOTES PERCENT

SCOTTSDALE QUESTION 1

YES 118 61.14
NO. 75 38.86
Over Votes 1
Under Votes 26

SCOTTSDALE QUESTION 6

YES 104 53.61
NO. 90 46.39
Over Votes 0
Under Votes 26

SCOTTSDALE QUESTION 2

YES 116 60.73
NO. 75 39.27
Over Votes 0
Under Votes 29

SCOTTSDALE QUESTION 7

YES 128 65.98
NO. 66 34.02
Over Votes 0
Under Votes 26

SCOTTSDALE QUESTION 3

YES 115 59.28
NO. 79 40.72
Over Votes 0
Under Votes 26

SCOTTSDALE QUESTION 8

YES 89 46.84
NO. 101 53.16
Over Votes 0
Under Votes 30

SCOTTSDALE QUESTION 4

YES 95 50.53
NO. 93 49.47
Over Votes 0
Under Votes 32

SCOTTSDALE QUESTION 9

YES 77 40.74
NO. 112 59.26
Over Votes 2
Under Votes 29

SCOTTSDALE QUESTION 5

YES 118 62.77
NO. 70 37.23
Over Votes 0
Under Votes 32

PRECINCT REPORT

RUN DATE:09/20/00 10:01 AM

0483 MCDONALD

MARICOPA COUNTY
PRIMARY ELECTION
SEPTEMBER 12, 2000
STATISTICS

VOTES PERCENT

REGISTERED VOTERS - SCOTTSDALE 654 100.00
BALLOTS CAST - SCOTTSDALE 220 100.00
VOTER TURNOUT - SCOTTSDALE. 33.64

PRECINCT REPORT

MARICOPA COUNTY
PRIMARY ELECTION
SEPTEMBER 12, 2000
NONPARTISAN

OFFICIAL RESULTS

RUN DATE:09/20/00 10:01 AM

REPORT-EL30 PAGE 0484-02

0484 MCKELLIPS PARK

VOTES PERCENT

VOTES PERCENT

SCOTTSDALE QUESTION 1

SCOTTSDALE QUESTION 6

YES 144 57.37
NO 107 42.63
Over Votes 0
Under Votes 18

YES 132 52.59
NO 119 47.41
Over Votes 0
Under Votes 18

SCOTTSDALE QUESTION 2

SCOTTSDALE QUESTION 7

YES 132 53.01
NO 117 46.99
Over Votes 1
Under Votes 19

YES 138 55.65
NO 110 44.35
Over Votes 0
Under Votes 21

SCOTTSDALE QUESTION 3

SCOTTSDALE QUESTION 8

YES 93 36.90
NO 159 63.10
Over Votes 0
Under Votes 17

YES 105 42.68
NO 141 57.32
Over Votes 0
Under Votes 23

SCOTTSDALE QUESTION 4

SCOTTSDALE QUESTION 9

YES 108 43.37
NO 141 56.63
Over Votes 0
Under Votes 20

YES 50 20.58
NO 193 79.42
Over Votes 4
Under Votes 22

SCOTTSDALE QUESTION 5

YES 154 62.10
NO 94 37.90
Over Votes 0
Under Votes 21

PRECINCT REPORT

MARICOPA COUNTY
PRIMARY ELECTION
SEPTEMBER 12, 2000
STATISTICS

RUN DATE:09/20/00 10:01 AM

0484 MCKELLIPS PARK

VOTES PERCENT

REGISTERED VOTERS - SCOTTSDALE 992 100.00
BALLOTS CAST - SCOTTSDALE 269 100.00
VOTER TURNOUT - SCOTTSDALE 27.12

OFFICIAL RESULTS

MARICOPA COUNTY
PRIMARY ELECTION
SEPTEMBER 12, 2000
NONPARTISAN

PRECINCT REPORT

REPORT-EL30

PAGE 0488-02

RUN DATE:09/20/00 10:01 AM

0488 MEADOW HILLS

SCOTTSDALE QUESTION 1			
YES	168	61.09	149
NO	107	38.91	129
Over Votes	1		1
Under Votes	35		32

SCOTTSDALE QUESTION 6			
YES			149
NO			129
Over Votes			1
Under Votes			32

SCOTTSDALE QUESTION 2			
YES	161	57.71	175
NO	118	42.29	104
Over Votes	0		1
Under Votes	32		31

SCOTTSDALE QUESTION 7			
YES			175
NO			104
Over Votes			1
Under Votes			31

SCOTTSDALE QUESTION 3			
YES	151	54.91	99
NO	124	45.09	171
Over Votes	0		0
Under Votes	36		41

SCOTTSDALE QUESTION 8			
YES			99
NO			171
Over Votes			0
Under Votes			41

SCOTTSDALE QUESTION 4			
YES	116	42.96	95
NO	154	57.04	177
Over Votes	0		0
Under Votes	41		39

SCOTTSDALE QUESTION 9			
YES			95
NO			177
Over Votes			0
Under Votes			39

SCOTTSDALE QUESTION 5			
YES	187	67.51	
NO	90	32.49	
Over Votes	0		
Under Votes	34		

MARICOPA COUNTY
PRIMARY ELECTION
SEPTEMBER 12, 2000
STATISTICS

PRECINCT REPORT

RUN DATE:09/20/00 10:01 AM

0488 MEADOW HILLS

	VOTES	PERCENT
REGISTERED VOTERS - SCOTTSDALE	1378	100.00
BALLOTS CAST - SCOTTSDALE	311	100.00
VOTER TURNOUT - SCOTTSDALE		22.57

PRECINCT REPORT

MARICOPA COUNTY
PRIMARY ELECTION
SEPTEMBER 12, 2000
NONPARTISAN

OFFICIAL RESULTS

RUN DATE:09/20/00 10:01 AM

REPORT-EL30 PAGE 0618-02

0618 MOHAVE

VOTES PERCENT

VOTES PERCENT

SCOTTSDALE QUESTION 1

SCOTTSDALE QUESTION 6

YES 237 54.99
NO. 194 45.01
Over Votes 0
Under Votes 29

YES 192 44.96
NO. 235 55.04
Over Votes 0
Under Votes 33

SCOTTSDALE QUESTION 2

SCOTTSDALE QUESTION 7

YES 233 54.82
NO. 192 45.18
Over Votes 0
Under Votes 35

YES 233 54.69
NO. 193 45.31
Over Votes 0
Under Votes 34

SCOTTSDALE QUESTION 3

SCOTTSDALE QUESTION 8

YES 195 45.88
NO. 230 54.12
Over Votes 0
Under Votes 35

YES 167 39.48
NO. 256 60.52
Over Votes 1
Under Votes 36

SCOTTSDALE QUESTION 4

SCOTTSDALE QUESTION 9

YES 170 40.38
NO. 251 59.62
Over Votes 0
Under Votes 39

YES 111 26.56
NO. 307 73.44
Over Votes 0
Under Votes 42

SCOTTSDALE QUESTION 5

YES 241 57.24
NO. 180 42.76
Over Votes 0
Under Votes 39

PRECINCT REPORT

MARICOPA COUNTY
PRIMARY ELECTION
SEPTEMBER 12, 2000
STATISTICS

RUN DATE:09/20/00 10:01 AM

0618 MOHAVE

VOTES PERCENT

REGISTERED VOTERS - SCOTTSDALE 1536 100.00
BALLOTS CAST - SCOTTSDALE 460 100.00
VOTER TURNOUT - SCOTTSDALE. 29.95

PRECINCT REPORT

MARICOPA COUNTY
PRIMARY ELECTION
SEPTEMBER 12, 2000
NONPARTISAN

OFFICIAL RESULTS

RUN DATE:09/20/00 10:01 AM

REPORT-EL30 PAGE 0630-02

0630 MOONSET

	VOTES	PERCENT
SCOTTSDALE QUESTION 1		
YES	102	57.63
NO	75	42.37
Over Votes	0	
Under Votes	14	

	VOTES	PERCENT
SCOTTSDALE QUESTION 6		
YES	82	46.86
NO	93	53.14
Over Votes	1	
Under Votes	15	

SCOTTSDALE QUESTION 2		
YES	87	48.88
NO	91	51.12
Over Votes	0	
Under Votes	13	

SCOTTSDALE QUESTION 7		
YES	103	58.52
NO	73	41.48
Over Votes	1	
Under Votes	14	

SCOTTSDALE QUESTION 3		
YES	91	51.12
NO	87	48.88
Over Votes	0	
Under Votes	13	

SCOTTSDALE QUESTION 8		
YES	74	42.53
NO	100	57.47
Over Votes	0	
Under Votes	17	

SCOTTSDALE QUESTION 4		
YES	77	44.00
NO	98	56.00
Over Votes	0	
Under Votes	16	

SCOTTSDALE QUESTION 9		
YES	69	39.43
NO	106	60.57
Over Votes	1	
Under Votes	15	

SCOTTSDALE QUESTION 5		
YES	106	60.57
NO	69	39.43
Over Votes	0	
Under Votes	16	

PRECINCT REPORT

MARICOPA COUNTY
PRIMARY ELECTION
SEPTEMBER 12, 2000
STATISTICS

RUN DATE:09/20/00 10:01 AM

0630 MOONSET

	VOTES	PERCENT
REGISTERED VOTERS - SCOTTSDALE	836	100.00
BALLOTS CAST - SCOTTSDALE	191	100.00
VOTER TURNOUT - SCOTTSDALE		22.85

PRECINCT REPORT

MARICOPA COUNTY
PRIMARY ELECTION
SEPTEMBER 12, 2000
NONPARTISAN

OFFICIAL RESULTS

RUN DATE:09/20/00 10:01 AM

REPORT-EL30

PAGE 0636-02

0636 MOUNTAIN VISTA

VOTES PERCENT

VOTES PERCENT

SCOTTSDALE QUESTION 1

SCOTTSDALE QUESTION 6

YES	230	56.23
NO	179	43.77
Over Votes	1	
Under Votes	43	

YES	173	43.25
NO	227	56.75
Over Votes	2	
Under Votes	51	

SCOTTSDALE QUESTION 2

SCOTTSDALE QUESTION 7

YES	215	53.22
NO	189	46.78
Over Votes	2	
Under Votes	47	

YES	233	57.82
NO	170	42.18
Over Votes	0	
Under Votes	50	

SCOTTSDALE QUESTION 3

SCOTTSDALE QUESTION 8

YES	184	45.66
NO	219	54.34
Over Votes	0	
Under Votes	50	

YES	148	37.28
NO	249	62.72
Over Votes	0	
Under Votes	56	

SCOTTSDALE QUESTION 4

SCOTTSDALE QUESTION 9

YES	170	42.39
NO	231	57.61
Over Votes	0	
Under Votes	52	

YES	123	30.83
NO	276	69.17
Over Votes	0	
Under Votes	54	

SCOTTSDALE QUESTION 5

YES	230	57.21
NO	172	42.79
Over Votes	0	
Under Votes	51	

PRECINCT REPORT

MARICOPA COUNTY
PRIMARY ELECTION
SEPTEMBER 12, 2000
STATISTICS

RUN DATE:09/20/00 10:01 AM

0636 MOUNTAIN VISTA

VOTES PERCENT

REGISTERED VOTERS - SCOTTSDALE	1498	100.00
BALLOTS CAST - SCOTTSDALE	453	100.00
VOTER TURNOUT - SCOTTSDALE		30.24

PRECINCT REPORT

MARICOPA COUNTY
PRIMARY ELECTION
SEPTEMBER 12, 2000
NONPARTISAN

OFFICIAL RESULTS

RUN DATE:09/20/00 10:01 AM

REPORT-EL30

PAGE 0637-02

0637 MOUNTAINSIDE

VOTES PERCENT

VOTES PERCENT

SCOTTSDALE QUESTION 1

SCOTTSDALE QUESTION 6

YES 286
NO. 138
Over Votes 1
Under Votes 28

YES 215
NO. 209
Over Votes 0
Under Votes 29

SCOTTSDALE QUESTION 2

SCOTTSDALE QUESTION 7

YES 269
NO. 151
Over Votes 0
Under Votes 33

YES 279
NO. 138
Over Votes 0
Under Votes 36

SCOTTSDALE QUESTION 3

SCOTTSDALE QUESTION 8

YES 258
NO. 165
Over Votes 0
Under Votes 30

YES 175
NO. 236
Over Votes 0
Under Votes 42

SCOTTSDALE QUESTION 4

SCOTTSDALE QUESTION 9

YES 206
NO. 210
Over Votes 0
Under Votes 37

YES 155
NO. 252
Over Votes 0
Under Votes 46

SCOTTSDALE QUESTION 5

YES 279
NO. 139
Over Votes 0
Under Votes 35

66.75
33.25

PRECINCT REPORT

MARICOPA COUNTY
PRIMARY ELECTION
SEPTEMBER 12, 2000
STATISTICS

RUN DATE:09/20/00 10:01 AM

0637 MOUNTAINSIDE

VOTES PERCENT

REGISTERED VOTERS - SCOTTSDALE 1772 100.00
BALLOTS CAST - SCOTTSDALE 453 100.00
VOTER TURNOUT - SCOTTSDALE 25.56

PRECINCT REPORT

MARICOPA COUNTY
PRIMARY ELECTION
SEPTEMBER 12, 2000
NONPARTISAN

OFFICIAL RESULTS

RUN DATE:09/20/00 10:01 AM

REPORT-EL30 PAGE 0641-02

0641 MUSTANG

VOTES PERCENT

VOTES PERCENT

SCOTTSDALE QUESTION 1

SCOTTSDALE QUESTION 6

YES 175 63.64
NO. 100 36.36
Over Votes 0
Under Votes 22

YES 128 46.38
NO. 148 53.62
Over Votes 0
Under Votes 21

SCOTTSDALE QUESTION 2

SCOTTSDALE QUESTION 7

YES 165 61.11
NO. 105 38.89
Over Votes 2
Under Votes 25

YES 183 67.03
NO. 90 32.97
Over Votes 0
Under Votes 24

SCOTTSDALE QUESTION 3

SCOTTSDALE QUESTION 8

YES 158 58.09
NO. 114 41.91
Over Votes 0
Under Votes 25

YES 121 45.15
NO. 147 54.85
Over Votes 0
Under Votes 29

SCOTTSDALE QUESTION 4

SCOTTSDALE QUESTION 9

YES 143 52.77
NO. 128 47.23
Over Votes 0
Under Votes 26

YES 103 37.73
NO. 170 62.27
Over Votes 0
Under Votes 24

SCOTTSDALE QUESTION 5

YES 172 63.01
NO. 101 37.01
Over Votes 0
Under Votes 24

PRECINCT REPORT

MARICOPA COUNTY
PRIMARY ELECTION
SEPTEMBER 12, 2000
STATISTICS

RUN DATE:09/20/00 10:01 AM

0641 MUSTANG

VOTES PERCENT

REGISTERED VOTERS - SCOTTSDALE 1179 100.00
BALLOTS CAST - SCOTTSDALE 297 100.00
VOTER TURNOUT - SCOTTSDALE 25.19

PRECINCT REPORT

MARICOPA COUNTY
PRIMARY ELECTION
SEPTEMBER 12, 2000
NONPARTISAN

OFFICIAL RESULTS

RUN DATE:09/20/00 10:01 AM

REPORT-EL30 PAGE 0643-02

0643 NAVAJO

VOTES PERCENT

VOTES PERCENT

SCOTTSDALE QUESTION 1

SCOTTSDALE QUESTION 6

YES 161
NO. 115
Over Votes 0
Under Votes 28

YES 149
NO. 123
Over Votes 1
Under Votes 31

SCOTTSDALE QUESTION 2

SCOTTSDALE QUESTION 7

YES 158
NO. 116
Over Votes 0
Under Votes 30

YES 158
NO. 116
Over Votes 0
Under Votes 30

SCOTTSDALE QUESTION 3

SCOTTSDALE QUESTION 8

YES 131
NO. 144
Over Votes 0
Under Votes 29

YES 127
NO. 147
Over Votes 0
Under Votes 30

SCOTTSDALE QUESTION 4

SCOTTSDALE QUESTION 9

YES 116
NO. 153
Over Votes 1
Under Votes 34

YES 86
NO. 186
Over Votes 0
Under Votes 32

SCOTTSDALE QUESTION 5

YES 176
NO. 96
Over Votes 1
Under Votes 31

PRECINCT REPORT

MARICOPA COUNTY
PRIMARY ELECTION
SEPTEMBER 12, 2000
STATISTICS

RUN DATE:09/20/00 10:01 AM

0643 NAVAJO

VOTES PERCENT

REGISTERED VOTERS - SCOTTSDALE 796
BALLOTS CAST - SCOTTSDALE 304
VOTER TURNOUT - SCOTTSDALE. 38.19

VOTES PERCENT
100.00
100.00
38.19

PRECINCT REPORT

MARICOPA COUNTY
PRIMARY ELECTION
SEPTEMBER 12, 2000
NONPARTISAN

OFFICIAL RESULTS

RUN DATE:09/20/00 10:01 AM

REPORT-EL30 PAGE 0664-02

0664 ORANGE

VOTES PERCENT

VOTES PERCENT

SCOTTSDALE QUESTION 1

YES	194	61.01
NO.	124	38.99
Over Votes	2	
Under Votes	25	

SCOTTSDALE QUESTION 6

YES	172	55.31
NO.	139	44.69
Over Votes	0	
Under Votes	34	

SCOTTSDALE QUESTION 2

YES	174	54.72
NO.	144	45.28
Over Votes	0	
Under Votes	27	

SCOTTSDALE QUESTION 7

YES	181	57.83
NO.	132	42.17
Over Votes	0	
Under Votes	32	

SCOTTSDALE QUESTION 3

YES	146	46.06
NO.	171	53.94
Over Votes	0	
Under Votes	28	

SCOTTSDALE QUESTION 8

YES	125	41.12
NO.	179	58.88
Over Votes	1	
Under Votes	40	

SCOTTSDALE QUESTION 4

YES	127	40.58
NO.	186	59.42
Over Votes	0	
Under Votes	32	

SCOTTSDALE QUESTION 9

YES	78	25.74
NO.	225	74.26
Over Votes	1	
Under Votes	41	

SCOTTSDALE QUESTION 5

YES	199	63.17
NO.	116	36.83
Over Votes	0	
Under Votes	30	

PRECINCT REPORT

MARICOPA COUNTY
PRIMARY ELECTION
SEPTEMBER 12, 2000
STATISTICS

RUN DATE:09/20/00 10:01 AM

0664 ORANGE

VOTES PERCENT

REGISTERED VOTERS - SCOTTSDALE	852	100.00
BALLOTS CAST - SCOTTSDALE	345	100.00
VOTER TURNOUT - SCOTTSDALE		40.49

OFFICIAL RESULTS

MARICOPA COUNTY
PRIMARY ELECTION
SEPTEMBER 12, 2000
NONPARTISAN

REPORT-EL30

RUN DATE:09/20/00 10:01 AM

PAGE 0665-02

0665 ORANGE TREE

VOTES PERCENT

VOTES PERCENT

SCOTTSDALE QUESTION 1

YES 14 32.56
NO 29 67.44
Over Votes 0
Under Votes 3

SCOTTSDALE QUESTION 6

YES 23 52.27
NO 21 47.73
Over Votes 0
Under Votes 2

SCOTTSDALE QUESTION 2

YES 18 40.91
NO 26 59.09
Over Votes 0
Under Votes 2

SCOTTSDALE QUESTION 7

YES 17 38.64
NO 27 61.36
Over Votes 0
Under Votes 2

SCOTTSDALE QUESTION 3

YES 22 50.00
NO 22 50.00
Over Votes 0
Under Votes 2

SCOTTSDALE QUESTION 8

YES 12 27.27
NO 32 72.73
Over Votes 0
Under Votes 2

SCOTTSDALE QUESTION 4

YES 14 32.56
NO 29 67.44
Over Votes 0
Under Votes 3

SCOTTSDALE QUESTION 9

YES 13 29.55
NO 31 70.45
Over Votes 0
Under Votes 2

SCOTTSDALE QUESTION 5

YES 20 46.51
NO 23 53.49
Over Votes 0
Under Votes 3

PRECINCT REPORT

MARICOPA COUNTY
PRIMARY ELECTION
SEPTEMBER 12, 2000
STATISTICS

RUN DATE:09/20/00 10:01 AM

0665 ORANGE TREE

VOTES PERCENT

REGISTERED VOTERS - SCOTTSDALE 1060 100.00
BALLOTS CAST - SCOTTSDALE 46 100.00
VOTER TURNOUT - SCOTTSDALE 4.34

PRECINCT REPORT

MARICOPA COUNTY
PRIMARY ELECTION
SEPTEMBER 12, 2000
NONPARTISAN

OFFICIAL RESULTS

RUN DATE:09/20/00 10:01 AM

REPORT-EL30 PAGE 0671-02

0671 PAIUTE

VOTES PERCENT

VOTES PERCENT

SCOTTSDALE QUESTION 1

SCOTTSDALE QUESTION 6

YES 135
NO. 73
Over Votes 0
Under Votes 20

YES 100
NO. 107
Over Votes 0
Under Votes 21

SCOTTSDALE QUESTION 2

SCOTTSDALE QUESTION 7

YES 135
NO. 70
Over Votes 0
Under Votes 23

YES 126
NO. 79
Over Votes 0
Under Votes 23

SCOTTSDALE QUESTION 3

SCOTTSDALE QUESTION 8

YES 93
NO. 108
Over Votes 0
Under Votes 27

YES 119
NO. 85
Over Votes 0
Under Votes 24

SCOTTSDALE QUESTION 4

SCOTTSDALE QUESTION 9

YES 98
NO. 107
Over Votes 0
Under Votes 23

YES 60
NO. 141
Over Votes 0
Under Votes 27

SCOTTSDALE QUESTION 5

YES 133
NO. 71
Over Votes 0
Under Votes 24

PRECINCT REPORT

MARICOPA COUNTY
PRIMARY ELECTION
SEPTEMBER 12, 2000
STATISTICS

RUN DATE:09/20/00 10:01 AM

0671 PAIUTE

VOTES PERCENT

REGISTERED VOTERS - SCOTTSDALE 895
BALLOTS CAST - SCOTTSDALE 228
VOTER TURNOUT - SCOTTSDALE. 25.47

PRECINCT REPORT

MARICOPA COUNTY
PRIMARY ELECTION
SEPTEMBER 12, 2000
NONPARTISAN

OFFICIAL RESULTS

RUN DATE:09/20/00 10:01 AM

REPORT-EL30 PAGE 0686-02

0686 PARK MEADOWS

VOTES PERCENT

VOTES PERCENT

SCOTTSDALE QUESTION 1

SCOTTSDALE QUESTION 6

YES 169
NO 112
Over Votes 0
Under Votes 22

YES 123
NO 149
Over Votes 1
Under Votes 30

SCOTTSDALE QUESTION 2

SCOTTSDALE QUESTION 7

YES 162
NO 117
Over Votes 0
Under Votes 24

YES 170
NO 109
Over Votes 0
Under Votes 24

SCOTTSDALE QUESTION 3

SCOTTSDALE QUESTION 8

YES 155
NO 123
Over Votes 0
Under Votes 25

YES 96
NO 179
Over Votes 0
Under Votes 28

SCOTTSDALE QUESTION 4

SCOTTSDALE QUESTION 9

YES 104
NO 169
Over Votes 0
Under Votes 30

YES 107
NO 169
Over Votes 0
Under Votes 27

SCOTTSDALE QUESTION 5

YES 159
NO 111
Over Votes 1
Under Votes 32

PRECINCT REPORT

MARICOPA COUNTY
PRIMARY ELECTION
SEPTEMBER 12, 2000
STATISTICS

RUN DATE:09/20/00 10:01 AM

0686 PARK MEADOWS

VOTES PERCENT

REGISTERED VOTERS - SCOTTSDALE 1033
BALLOTS CAST - SCOTTSDALE 303
VOTER TURNOUT - SCOTTSDALE 29.33

PRECINCT REPORT

MARICOPA COUNTY
PRIMARY ELECTION
SEPTEMBER 12, 2000
NONPARTISAN

OFFICIAL RESULTS

RUN DATE:09/20/00 10:01 AM

REPORT-EL30 PAGE 0690-02

0690 PEAK VIEW

VOTES PERCENT

VOTES PERCENT

SCOTTSDALE QUESTION 1

SCOTTSDALE QUESTION 6

YES 85
NO. 69
Over Votes 0
Under Votes 17

YES 80
NO. 72
Over Votes 2
Under Votes 17

SCOTTSDALE QUESTION 2

SCOTTSDALE QUESTION 7

YES 54
NO. 101
Over Votes 0
Under Votes 16

YES 77
NO. 77
Over Votes 0
Under Votes 17

SCOTTSDALE QUESTION 3

SCOTTSDALE QUESTION 8

YES 112
NO. 44
Over Votes 0
Under Votes 15

YES 45
NO. 104
Over Votes 0
Under Votes 22

SCOTTSDALE QUESTION 4

SCOTTSDALE QUESTION 9

YES 50
NO. 100
Over Votes 1
Under Votes 20

YES 53
NO. 97
Over Votes 0
Under Votes 21

SCOTTSDALE QUESTION 5

YES 82
NO. 67
Over Votes 0
Under Votes 22

PRECINCT REPORT

MARICOPA COUNTY
PRIMARY ELECTION
SEPTEMBER 12, 2000
STATISTICS

RUN DATE:09/20/00 10:01 AM

0690 PEAK VIEW

VOTES PERCENT

REGISTERED VOTERS - SCOTTSDALE 1374 100.00
BALLOTS CAST - SCOTTSDALE 171 100.00
VOTER TURNOUT - SCOTTSDALE. 12.45

PRECINCT REPORT

MARICOPA COUNTY
PRIMARY ELECTION
SEPTEMBER 12, 2000
NONPARTISAN

OFFICIAL RESULTS

RUN DATE:09/20/00 10:01 AM

REPORT-EL30 PAGE 0693-02

0693 PECOS

VOTES PERCENT

VOTES PERCENT

SCOTTSDALE QUESTION 1

SCOTTSDALE QUESTION 6

YES 185 59.11
NO. 128 40.89
Over Votes 0
Under Votes 21

YES 175 57.00
NO. 132 43.00
Over Votes 0
Under Votes 27

SCOTTSDALE QUESTION 2

SCOTTSDALE QUESTION 7

YES 193 61.86
NO. 119 38.14
Over Votes 0
Under Votes 22

YES 181 58.58
NO. 128 41.42
Over Votes 0
Under Votes 25

SCOTTSDALE QUESTION 3

SCOTTSDALE QUESTION 8

YES 143 46.43
NO. 165 53.57
Over Votes 0
Under Votes 26

YES 127 41.64
NO. 178 58.36
Over Votes 0
Under Votes 29

SCOTTSDALE QUESTION 4

SCOTTSDALE QUESTION 9

YES 142 46.56
NO. 163 53.44
Over Votes 0
Under Votes 29

YES 89 30.17
NO. 206 69.83
Over Votes 0
Under Votes 39

SCOTTSDALE QUESTION 5

YES 204 66.67
NO. 102 33.33
Over Votes 1
Under Votes 27

PRECINCT REPORT

MARICOPA COUNTY
PRIMARY ELECTION
SEPTEMBER 12, 2000
STATISTICS

RUN DATE:09/20/00 10:01 AM

0693 PECOS

VOTES PERCENT

REGISTERED VOTERS - SCOTTSDALE 777 100.00
BALLOTS CAST - SCOTTSDALE 334 100.00
VOTER TURNOUT - SCOTTSDALE. 42.99

PRECINCT REPORT

MARICOPA COUNTY
PRIMARY ELECTION
SEPTEMBER 12, 2000
NONPARTISAN

OFFICIAL RESULTS

RUN DATE:09/20/00 10:01 AM

REPORT-EL30 PAGE 0706-02

0706 PEPPERTREE

VOTES PERCENT VOTES PERCENT

SCOTTSDALE QUESTION 1

YES 158 55.83
NO. 125 44.17
Over Votes 1
Under Votes 28

SCOTTSDALE QUESTION 6

YES 137 48.58
NO. 145 51.42
Over Votes 0
Under Votes 30

SCOTTSDALE QUESTION 2

YES 154 54.42
NO. 129 45.58
Over Votes 0
Under Votes 29

SCOTTSDALE QUESTION 7

YES 167 58.80
NO. 117 41.20
Over Votes 0
Under Votes 28

SCOTTSDALE QUESTION 3

YES 138 48.08
NO. 149 51.92
Over Votes 0
Under Votes 25

SCOTTSDALE QUESTION 8

YES 109 38.79
NO. 172 61.21
Over Votes 0
Under Votes 31

SCOTTSDALE QUESTION 4

YES 120 42.25
NO. 164 57.75
Over Votes 0
Under Votes 28

SCOTTSDALE QUESTION 9

YES 74 26.81
NO. 202 73.19
Over Votes 1
Under Votes 35

SCOTTSDALE QUESTION 5

YES 163 58.21
NO. 117 41.79
Over Votes 0
Under Votes 32

PRECINCT REPORT

MARICOPA COUNTY
PRIMARY ELECTION
SEPTEMBER 12, 2000
STATISTICS

RUN DATE:09/20/00 10:01 AM

0706 PEPPERTREE

REGISTERED VOTERS - SCOTTSDALE 1046 100.00
BALLOTS CAST - SCOTTSDALE 312 100.00
VOTER TURNOUT - SCOTTSDALE 29.83

VOTES PERCENT

PRECINCT REPORT

MARICOPA COUNTY
PRIMARY ELECTION
SEPTEMBER 12, 2000
NONPARTISAN

OFFICIAL RESULTS

RUN DATE:09/20/00 10:01 AM

REPORT-EL30

PAGE 0261-02

0261 EXETER

VOTES PERCENT

VOTES PERCENT

SCOTTSDALE QUESTION 1

YES 126 58.33
NO. 90 41.67
Over Votes 2
Under Votes 10

SCOTTSDALE QUESTION 6

YES 100 47.39
NO. 111 52.61
Over Votes 2
Under Votes 15

SCOTTSDALE QUESTION 2

YES 129 59.17
NO. 89 40.83
Over Votes 0
Under Votes 10

SCOTTSDALE QUESTION 7

YES 128 59.53
NO. 87 40.47
Over Votes 0
Under Votes 13

SCOTTSDALE QUESTION 3

YES 105 48.84
NO. 110 51.16
Over Votes 0
Under Votes 13

SCOTTSDALE QUESTION 8

YES 96 45.50
NO. 115 54.50
Over Votes 3
Under Votes 14

SCOTTSDALE QUESTION 4

YES 112 52.83
NO. 100 47.17
Over Votes 0
Under Votes 16

SCOTTSDALE QUESTION 9

YES 68 31.78
NO. 146 68.22
Over Votes 0
Under Votes 14

SCOTTSDALE QUESTION 5

YES 131 61.79
NO. 81 38.21
Over Votes 0
Under Votes 16

PRECINCT REPORT

MARICOPA COUNTY
PRIMARY ELECTION
SEPTEMBER 12, 2000
STATISTICS

RUN DATE:09/20/00 10:01 AM

0261 EXETER

VOTES PERCENT

REGISTERED VOTERS - SCOTTSDALE 705 100.00
BALLOTS CAST - SCOTTSDALE 228 100.00
VOTER TURNOUT - SCOTTSDALE. 32.34

PRECINCT REPORT

MARICOPA COUNTY
PRIMARY ELECTION
SEPTEMBER 12, 2000
NONPARTISAN

OFFICIAL RESULTS

RUN DATE:09/20/00 10:01 AM

REPORT-EL30 PAGE 0347-02

0347 GRACE

VOTES PERCENT

VOTES PERCENT

SCOTTSDALE QUESTION 1

SCOTTSDALE QUESTION 6

YES 158 56.03
NO. 124 43.97
Over Votes 0
Under Votes 23

YES 139 49.47
NO. 142 50.53
Over Votes 0
Under Votes 24

SCOTTSDALE QUESTION 2

SCOTTSDALE QUESTION 7

YES 141 50.18
NO. 140 49.82
Over Votes 0
Under Votes 24

YES 156 55.71
NO. 124 44.29
Over Votes 0
Under Votes 25

SCOTTSDALE QUESTION 3

SCOTTSDALE QUESTION 8

YES 121 43.37
NO. 158 56.63
Over Votes 1
Under Votes 25

YES 110 39.29
NO. 170 60.71
Over Votes 0
Under Votes 25

SCOTTSDALE QUESTION 4

SCOTTSDALE QUESTION 9

YES 115 41.37
NO. 163 58.63
Over Votes 0
Under Votes 27

YES 65 23.81
NO. 208 76.19
Over Votes 3
Under Votes 29

SCOTTSDALE QUESTION 5

YES 156 56.73
NO. 119 43.27
Over Votes 0
Under Votes 30

PRECINCT REPORT

MARICOPA COUNTY
PRIMARY ELECTION
SEPTEMBER 12, 2000
STATISTICS

RUN DATE:09/20/00 10:01 AM

0347 GRACE

VOTES PERCENT

REGISTERED VOTERS - SCOTTSDALE 988 100.00
BALLOTS CAST - SCOTTSDALE 305 100.00
VOTER TURNOUT - SCOTTSDALE 30.87

PRECINCT REPORT

MARICOPA COUNTY
PRIMARY ELECTION
SEPTEMBER 12, 2000
NONPARTISAN

OFFICIAL RESULTS

RUN DATE:09/20/00 10:01 AM

REPORT-EL30 PAGE 0350-02

0350 GRANITE MOUNTAIN

	VOTES	PERCENT
SCOTTSDALE QUESTION 1		
YES	264	44.75
NO.	326	55.25
Over Votes	0	
Under Votes	51	

	VOTES	PERCENT
SCOTTSDALE QUESTION 6		
YES	274	46.76
NO.	312	53.24
Over Votes	1	
Under Votes	54	

SCOTTSDALE QUESTION 2

YES	205	35.04
NO.	380	64.96
Over Votes	0	
Under Votes	56	

SCOTTSDALE QUESTION 7		
YES	280	47.78
NO.	306	52.22
Over Votes	0	
Under Votes	55	

SCOTTSDALE QUESTION 3

YES	359	60.54
NO.	234	39.46
Over Votes	0	
Under Votes	48	

SCOTTSDALE QUESTION 8		
YES	147	25.21
NO.	436	74.79
Over Votes	1	
Under Votes	57	

SCOTTSDALE QUESTION 4

YES	178	30.90
NO.	398	69.10
Over Votes	1	
Under Votes	64	

SCOTTSDALE QUESTION 9		
YES	151	26.49
NO.	419	73.51
Over Votes	12	
Under Votes	59	

SCOTTSDALE QUESTION 5

YES	297	50.77
NO.	288	49.23
Over Votes	0	
Under Votes	56	

PRECINCT REPORT

MARICOPA COUNTY
PRIMARY ELECTION
SEPTEMBER 12, 2000
STATISTICS

RUN DATE:09/20/00 10:01 AM

0350 GRANITE MOUNTAIN

	VOTES	PERCENT
REGISTERED VOTERS - SCOTTSDALE	1672	100.00
BALLOTS CAST - SCOTTSDALE	641	100.00
VOTER TURNOUT - SCOTTSDALE.		38.34

PRECINCT REPORT

MARICOPA COUNTY
PRIMARY ELECTION
SEPTEMBER 12, 2000
NONPARTISAN

OFFICIAL RESULTS

RUN DATE:09/20/00 10:01 AM

REPORT-EL30 PAGE 0383-02

0383 HOHOKAM

VOTES PERCENT

VOTES PERCENT

SCOTTSDALE QUESTION 1

YES 215 51.31
NO. 204 48.69
Over Votes 0
Under Votes 35

SCOTTSDALE QUESTION 6

YES 214 51.82
NO. 199 48.18
Over Votes 1
Under Votes 40

SCOTTSDALE QUESTION 2

YES 229 55.72
NO. 182 44.28
Over Votes 0
Under Votes 43

SCOTTSDALE QUESTION 7

YES 225 54.74
NO. 186 45.26
Over Votes 1
Under Votes 42

SCOTTSDALE QUESTION 3

YES 154 37.11
NO. 261 62.89
Over Votes 1
Under Votes 38

SCOTTSDALE QUESTION 8

YES 153 37.32
NO. 257 62.68
Over Votes 0
Under Votes 44

SCOTTSDALE QUESTION 4

YES 163 39.95
NO. 245 60.05
Over Votes 3
Under Votes 43

SCOTTSDALE QUESTION 9

YES 90 22.00
NO. 319 78.00
Over Votes 1
Under Votes 44

SCOTTSDALE QUESTION 5

YES 249 61.03
NO. 159 38.97
Over Votes 0
Under Votes 46

PRECINCT REPORT

MARICOPA COUNTY
PRIMARY ELECTION
SEPTEMBER 12, 2000
STATISTICS

RUN DATE:09/20/00 10:01 AM

0383 HOHOKAM

VOTES PERCENT

REGISTERED VOTERS - SCOTTSDALE 1406 100.00
BALLOTS CAST - SCOTTSDALE 454 100.00
VOTER TURNOUT - SCOTTSDALE 32.29

PRECINCT REPORT

MARICOPA COUNTY
PRIMARY ELECTION
SEPTEMBER 12, 2000
NONPARTISAN

OFFICIAL RESULTS

RUN DATE:09/20/00 10:01 AM

REPORT-EL30 PAGE 0394-02

0394 HUBBELL

VOTES PERCENT

VOTES PERCENT

SCOTTSDALE QUESTION 1

SCOTTSDALE QUESTION 6

YES 181
NO 163
Over Votes 0
Under Votes 22

YES 167
NO 172
Over Votes 0
Under Votes 27

SCOTTSDALE QUESTION 2

SCOTTSDALE QUESTION 7

YES 176
NO 163
Over Votes 0
Under Votes 27

YES 175
NO 165
Over Votes 1
Under Votes 25

SCOTTSDALE QUESTION 3

SCOTTSDALE QUESTION 8

YES 139
NO 199
Over Votes 0
Under Votes 28

YES 130
NO 208
Over Votes 0
Under Votes 28

SCOTTSDALE QUESTION 4

SCOTTSDALE QUESTION 9

YES 130
NO 207
Over Votes 0
Under Votes 29

YES 69
NO 259
Over Votes 5
Under Votes 33

SCOTTSDALE QUESTION 5

YES 204
NO 138
Over Votes 0
Under Votes 24

PRECINCT REPORT

MARICOPA COUNTY
PRIMARY ELECTION
SEPTEMBER 12, 2000
STATISTICS

RUN DATE:09/20/00 10:01 AM

0394 HUBBELL

VOTES PERCENT

REGISTERED VOTERS - SCOTTSDALE 1183
BALLOTS CAST - SCOTTSDALE 366
VOTER TURNOUT - SCOTTSDALE 30.94

PRECINCT REPORT

MARICOPA COUNTY
PRIMARY ELECTION
SEPTEMBER 12, 2000
NONPARTISAN

OFFICIAL RESULTS

RUN DATE: 09/20/00 10:01 AM

REPORT-EL30 PAGE 0417-02

0417 KALIL

	VOTES	PERCENT
SCOTTSDALE QUESTION 1		
YES	233	64.54
NO.	128	35.46
Over Votes	0	
Under Votes	30	

	VOTES	PERCENT
SCOTTSDALE QUESTION 6		
YES	210	58.01
NO.	152	41.99
Over Votes	0	
Under Votes	29	

SCOTTSDALE QUESTION 2		
YES	239	66.95
NO.	118	33.05
Over Votes	0	
Under Votes	34	

SCOTTSDALE QUESTION 7		
YES	249	68.98
NO.	112	31.02
Over Votes	0	
Under Votes	30	

SCOTTSDALE QUESTION 3		
YES	210	58.17
NO.	151	41.83
Over Votes	0	
Under Votes	30	

SCOTTSDALE QUESTION 8		
YES	161	45.74
NO.	191	54.26
Over Votes	0	
Under Votes	39	

SCOTTSDALE QUESTION 4		
YES	171	48.31
NO.	183	51.69
Over Votes	1	
Under Votes	36	

SCOTTSDALE QUESTION 9		
YES	158	45.40
NO.	190	54.60
Over Votes	6	
Under Votes	37	

SCOTTSDALE QUESTION 5		
YES	242	67.60
NO.	116	32.40
Over Votes	0	
Under Votes	33	

PRECINCT REPORT

MARICOPA COUNTY
PRIMARY ELECTION
SEPTEMBER 12, 2000
STATISTICS

RUN DATE: 09/20/00 10:01 AM

0417 KALIL

	VOTES	PERCENT
REGISTERED VOTERS - SCOTTSDALE	1478	100.00
BALLOTS CAST - SCOTTSDALE	391	100.00
VOTER TURNOUT - SCOTTSDALE		26.45

PRECINCT REPORT

MARICOPA COUNTY
PRIMARY ELECTION
SEPTEMBER 12, 2000
NONPARTISAN

OFFICIAL RESULTS

RUN DATE:09/20/00 10:01 AM

REPORT-EL30 PAGE 0424-02

0424 KIVA

VOTES PERCENT

VOTES PERCENT

SCOTTSDALE QUESTION 1

SCOTTSDALE QUESTION 6

YES 17 56.67
NO. 13 43.33
Over Votes 0
Under Votes 5

YES 18 58.06
NO. 13 41.94
Over Votes 0
Under Votes 4

SCOTTSDALE QUESTION 2

SCOTTSDALE QUESTION 7

YES 19 63.33
NO. 11 36.67
Over Votes 0
Under Votes 5

YES 20 66.67
NO. 10 33.33
Over Votes 0
Under Votes 5

SCOTTSDALE QUESTION 3

SCOTTSDALE QUESTION 8

YES 19 61.29
NO. 12 38.71
Over Votes 0
Under Votes 4

YES 13 44.83
NO. 16 55.17
Over Votes 0
Under Votes 6

SCOTTSDALE QUESTION 4

SCOTTSDALE QUESTION 9

YES 16 53.33
NO. 14 46.67
Over Votes 0
Under Votes 5

YES 11 37.93
NO. 18 62.07
Over Votes 0
Under Votes 6

SCOTTSDALE QUESTION 5

YES 23 76.67
NO. 7 23.33
Over Votes 0
Under Votes 5

PRECINCT REPORT

MARICOPA COUNTY
PRIMARY ELECTION
SEPTEMBER 12, 2000
STATISTICS

RUN DATE:09/20/00 10:01 AM

0424 KIVA

VOTES PERCENT

REGISTERED VOTERS - SCOTTSDALE 586 100.00
BALLOTS CAST - SCOTTSDALE 35 100.00
VOTER TURNOUT - SCOTTSDALE. 5.97

PRECINCT REPORT

MARICOPA COUNTY
PRIMARY ELECTION
SEPTEMBER 12, 2000
NONPARTISAN

OFFICIAL RESULTS

RUN DATE:09/20/00 10:01 AM

REPORT-EL30

PAGE 0714-02

0714 PIMA

VOTES PERCENT

VOTES PERCENT

SCOTTSDALE QUESTION 1

SCOTTSDALE QUESTION 6

YES	258	58.64
NO.	182	41.36
Over Votes	0	
Under Votes	25	

YES	207	47.70
NO.	227	52.30
Over Votes	0	
Under Votes	31	

SCOTTSDALE QUESTION 2

SCOTTSDALE QUESTION 7

YES	255	58.22
NO.	183	41.78
Over Votes	0	
Under Votes	27	

YES	271	62.30
NO.	164	37.70
Over Votes	0	
Under Votes	30	

SCOTTSDALE QUESTION 3

SCOTTSDALE QUESTION 8

YES	196	45.16
NO.	238	54.84
Over Votes	1	
Under Votes	30	

YES	197	46.03
NO.	231	53.97
Over Votes	0	
Under Votes	37	

SCOTTSDALE QUESTION 4

SCOTTSDALE QUESTION 9

YES	183	42.96
NO.	243	57.04
Over Votes	0	
Under Votes	39	

YES	109	25.59
NO.	317	74.41
Over Votes	0	
Under Votes	39	

SCOTTSDALE QUESTION 5

YES	255	58.89
NO.	178	41.11
Over Votes	0	
Under Votes	32	

PRECINCT REPORT

MARICOPA COUNTY
PRIMARY ELECTION
SEPTEMBER 12, 2000
STATISTICS

RUN DATE:09/20/00 10:01 AM

0714 PIMA

VOTES PERCENT

REGISTERED VOTERS - SCOTTSDALE	1235	100.00
BALLOTS CAST - SCOTTSDALE	465	100.00
VOTER TURNOUT - SCOTTSDALE		37.65

PRECINCT REPORT

MARICOPA COUNTY
 PRIMARY ELECTION
 SEPTEMBER 12, 2000
 NONPARTISAN

OFFICIAL RESULTS

RUN DATE:09/20/00 10:01 AM

REPORT-EL30

PAGE 0716-02

0716 PINE VALLEY

VOTES PERCENT

SCOTTSDALE QUESTION 1

YES	138	50.55
NO.	135	49.45
Over Votes	0	
Under Votes	16	

SCOTTSDALE QUESTION 6

YES	103	38.72
NO.	163	61.28
Over Votes	0	
Under Votes	23	

SCOTTSDALE QUESTION 2

YES	142	52.79
NO.	127	47.21
Over Votes	1	
Under Votes	19	

SCOTTSDALE QUESTION 7

YES	137	50.93
NO.	132	49.07
Over Votes	0	
Under Votes	20	

SCOTTSDALE QUESTION 3

YES	117	43.01
NO.	155	56.99
Over Votes	0	
Under Votes	17	

SCOTTSDALE QUESTION 8

YES	70	26.62
NO.	193	73.38
Over Votes	2	
Under Votes	24	

SCOTTSDALE QUESTION 4

YES	87	32.71
NO.	179	67.29
Over Votes	0	
Under Votes	23	

SCOTTSDALE QUESTION 9

YES	81	30.57
NO.	184	69.43
Over Votes	1	
Under Votes	23	

SCOTTSDALE QUESTION 5

YES	138	52.47
NO.	125	47.53
Over Votes	0	
Under Votes	26	

PRECINCT REPORT

MARICOPA COUNTY
 PRIMARY ELECTION
 SEPTEMBER 12, 2000
 STATISTICS

RUN DATE:09/20/00 10:01 AM

0716 PINE VALLEY

VOTES PERCENT

REGISTERED VOTERS - SCOTTSDALE	1032	100.00
BALLOTS CAST - SCOTTSDALE	289	100.00
VOTER TURNOUT - SCOTTSDALE		28.00

PRECINCT REPORT

MARICOPA COUNTY
PRIMARY ELECTION
SEPTEMBER 12, 2000
NONPARTISAN

OFFICIAL RESULTS

RUN DATE:09/20/00 10:01 AM

REPORT-EL30

PAGE 0717-02

0717 PINNACLE PEAK

VOTES PERCENT

VOTES PERCENT

SCOTTSDALE QUESTION 1

SCOTTSDALE QUESTION 6

YES 342 50.67
NO. 333 49.33
Over Votes 1
Under Votes 43

YES 285 44.05
NO. 362 55.95
Over Votes 2
Under Votes 70

SCOTTSDALE QUESTION 2

SCOTTSDALE QUESTION 7

YES 302 45.14
NO. 367 54.86
Over Votes 1
Under Votes 49

YES 369 55.07
NO. 301 44.93
Over Votes 0
Under Votes 49

SCOTTSDALE QUESTION 3

SCOTTSDALE QUESTION 8

YES 383 56.91
NO. 290 43.09
Over Votes 0
Under Votes 46

YES 184 27.75
NO. 479 72.25
Over Votes 0
Under Votes 56

SCOTTSDALE QUESTION 4

SCOTTSDALE QUESTION 9

YES 226 34.82
NO. 423 65.18
Over Votes 1
Under Votes 69

YES 194 29.48
NO. 464 70.52
Over Votes 0
Under Votes 61

SCOTTSDALE QUESTION 5

YES 360 55.30
NO. 291 44.70
Over Votes 0
Under Votes 68

PRECINCT REPORT

MARICOPA COUNTY
PRIMARY ELECTION
SEPTEMBER 12, 2000
STATISTICS

RUN DATE:09/20/00 10:01 AM

0717 PINNACLE PEAK

VOTES PERCENT

REGISTERED VOTERS - SCOTTSDALE 2487 100.00
BALLOTS CAST - SCOTTSDALE 719 100.00
VOTER TURNOUT - SCOTTSDALE. 28.91

PRECINCT REPORT

MARICOPA COUNTY
PRIMARY ELECTION
SEPTEMBER 12, 2000
NONPARTISAN

OFFICIAL RESULTS

RUN DATE: 09/20/00 10:01 AM

REPORT-EL30

PAGE 0718-02

0718 PINNACLE SOUTH

	VOTES	PERCENT
SCOTTSDALE QUESTION 1		
YES	274	53.20
NO	241	46.80
Over Votes	0	
Under Votes	59	
SCOTTSDALE QUESTION 2		
YES	231	45.12
NO	281	54.88
Over Votes	0	
Under Votes	62	
SCOTTSDALE QUESTION 3		
YES	266	51.75
NO	248	48.25
Over Votes	0	
Under Votes	60	
SCOTTSDALE QUESTION 4		
YES	172	33.86
NO	336	66.14
Over Votes	2	
Under Votes	64	
SCOTTSDALE QUESTION 5		
YES	264	51.76
NO	246	48.24
Over Votes	0	
Under Votes	64	

	VOTES	PERCENT
SCOTTSDALE QUESTION 6		
YES	222	43.44
NO	289	56.56
Over Votes	0	
Under Votes	63	
SCOTTSDALE QUESTION 7		
YES	283	55.49
NO	227	44.51
Over Votes	1	
Under Votes	63	
SCOTTSDALE QUESTION 8		
YES	164	32.54
NO	340	67.46
Over Votes	0	
Under Votes	70	
SCOTTSDALE QUESTION 9		
YES	184	36.73
NO	317	63.27
Over Votes	0	
Under Votes	73	

PRECINCT REPORT

RUN DATE: 09/20/00 10:01 AM

0718 PINNACLE SOUTH

	VOTES	PERCENT
REGISTERED VOTERS - SCOTTSDALE	1815	100.00
BALLOTS CAST - SCOTTSDALE	574	100.00
VOTER TURNOUT - SCOTTSDALE	31.63	

MARICOPA COUNTY
PRIMARY ELECTION
SEPTEMBER 12, 2000
STATISTICS

PRECINCT REPORT

MARICOPA COUNTY
PRIMARY ELECTION
SEPTEMBER 12, 2000
NONPARTISAN

OFFICIAL RESULTS

RUN DATE:09/20/00 10:01 AM

REPORT-EL30 PAGE 0719-02

0719 PINNACLE WEST

SCOTTSDALE QUESTION 1

YES	369	63.84
NO.	209	36.16
Over Votes	2	
Under Votes	47	

SCOTTSDALE QUESTION 6

YES	322	56.69
NO.	246	43.31
Over Votes	0	
Under Votes	59	

SCOTTSDALE QUESTION 2

YES	374	65.27
NO.	199	34.73
Over Votes	1	
Under Votes	53	

SCOTTSDALE QUESTION 7

YES	384	66.78
NO.	191	33.22
Over Votes	0	
Under Votes	52	

SCOTTSDALE QUESTION 3

YES	389	67.53
NO.	187	32.47
Over Votes	0	
Under Votes	51	

SCOTTSDALE QUESTION 8

YES	193	34.10
NO.	373	65.90
Over Votes	0	
Under Votes	61	

SCOTTSDALE QUESTION 4

YES	238	41.61
NO.	334	58.39
Over Votes	0	
Under Votes	55	

SCOTTSDALE QUESTION 9

YES	211	37.48
NO.	352	62.52
Over Votes	0	
Under Votes	64	

SCOTTSDALE QUESTION 5

YES	377	66.14
NO.	193	33.86
Over Votes	1	
Under Votes	56	

PRECINCT REPORT

RUN DATE:09/20/00 10:01 AM

0719 PINNACLE WEST

MARICOPA COUNTY
PRIMARY ELECTION
SEPTEMBER 12, 2000
STATISTICS

		VOTES	PERCENT
REGISTERED VOTERS - SCOTTSDALE	.	2001	100.00
BALLOTS CAST - SCOTTSDALE	.	627	100.00
VOTER TURNOUT - SCOTTSDALE	.		31.33

PRECINCT REPORT

MARICOPA COUNTY
 PRIMARY ELECTION
 SEPTEMBER 12, 2000
 NONPARTISAN

OFFICIAL RESULTS

RUN DATE:09/20/00 10:01 AM

REPORT-EL30 PAGE 0730-02

0730 PRINCETON

SCOTTSDALE QUESTION 1

YES	178	57.05
NO.	134	42.95
Over Votes	0	
Under Votes	38	

	VOTES	PERCENT
SCOTTSDALE QUESTION 6		
YES	169	54.87
NO.	139	45.13
Over Votes	0	
Under Votes	42	

SCOTTSDALE QUESTION 2

YES	173	55.10
NO.	141	44.90
Over Votes	0	
Under Votes	36	

	VOTES	PERCENT
SCOTTSDALE QUESTION 7		
YES	174	55.41
NO.	140	44.59
Over Votes	0	
Under Votes	36	

SCOTTSDALE QUESTION 3

YES	132	42.44
NO.	179	57.56
Over Votes	0	
Under Votes	39	

	VOTES	PERCENT
SCOTTSDALE QUESTION 8		
YES	131	42.81
NO.	175	57.19
Over Votes	0	
Under Votes	44	

SCOTTSDALE QUESTION 4

YES	138	44.95
NO.	169	55.05
Over Votes	0	
Under Votes	43	

	VOTES	PERCENT
SCOTTSDALE QUESTION 9		
YES	67	21.97
NO.	238	78.03
Over Votes	0	
Under Votes	45	

SCOTTSDALE QUESTION 5

YES	182	59.09
NO.	126	40.91
Over Votes	0	
Under Votes	42	

PRECINCT REPORT

MARICOPA COUNTY
 PRIMARY ELECTION
 SEPTEMBER 12, 2000
 STATISTICS

RUN DATE:09/20/00 10:01 AM

0730 PRINCETON

	VOTES	PERCENT
REGISTERED VOTERS - SCOTTSDALE	1027	100.00
BALLOTS CAST - SCOTTSDALE	350	100.00
VOTER TURNOUT - SCOTTSDALE.	34.08	

PRECINCT REPORT

MARICOPA COUNTY
PRIMARY ELECTION
SEPTEMBER 12, 2000
NONPARTISAN

OFFICIAL RESULTS

RUN DATE:09/20/00 10:01 AM

REPORT-EL30 PAGE 0731-02

0731 PUEBLO

VOTES PERCENT

VOTES PERCENT

SCOTTSDALE QUESTION 1

YES 104 70.27
NO 44 29.73
Over Votes 0
Under Votes 21

SCOTTSDALE QUESTION 6

YES 83 55.33
NO 67 44.67
Over Votes 0
Under Votes 19

SCOTTSDALE QUESTION 2

YES 95 63.33
NO 55 36.67
Over Votes 0
Under Votes 19

SCOTTSDALE QUESTION 7

YES 93 63.27
NO 54 36.73
Over Votes 0
Under Votes 22

SCOTTSDALE QUESTION 3

YES 79 53.02
NO 70 46.98
Over Votes 0
Under Votes 20

SCOTTSDALE QUESTION 8

YES 71 49.65
NO 72 50.35
Over Votes 0
Under Votes 26

SCOTTSDALE QUESTION 4

YES 71 50.35
NO 70 49.65
Over Votes 0
Under Votes 28

SCOTTSDALE QUESTION 9

YES 51 35.92
NO 91 64.08
Over Votes 0
Under Votes 27

SCOTTSDALE QUESTION 5

YES 90 61.64
NO 56 38.36
Over Votes 0
Under Votes 23

PRECINCT REPORT

MARICOPA COUNTY
PRIMARY ELECTION
SEPTEMBER 12, 2000
STATISTICS

RUN DATE:09/20/00 10:01 AM

0731 PUEBLO

VOTES PERCENT

REGISTERED VOTERS - SCOTTSDALE 521 100.00
BALLOTS CAST - SCOTTSDALE 169 100.00
VOTER TURNOUT - SCOTTSDALE. 32.44

PRECINCT REPORT

MARICOPA COUNTY
PRIMARY ELECTION
SEPTEMBER 12, 2000
NONPARTISAN

OFFICIAL RESULTS

RUN DATE:09/20/00 10:01 AM

REPORT-EL30 PAGE 0736-02

0736 RAINTREE

VOTES PERCENT

VOTES PERCENT

SCOTTSDALE QUESTION 1

SCOTTSDALE QUESTION 6

YES 145
NO. 78
Over Votes 1
Under Votes 19

YES 142
NO. 79
Over Votes 0
Under Votes 22

SCOTTSDALE QUESTION 2

SCOTTSDALE QUESTION 7

YES 154
NO. 67
Over Votes 0
Under Votes 22

YES 154
NO. 63
Over Votes 0
Under Votes 26

SCOTTSDALE QUESTION 3

SCOTTSDALE QUESTION 8

YES 131
NO. 91
Over Votes 0
Under Votes 21

YES 116
NO. 100
Over Votes 0
Under Votes 27

SCOTTSDALE QUESTION 4

SCOTTSDALE QUESTION 9

YES 121
NO. 95
Over Votes 0
Under Votes 27

YES 80
NO. 140
Over Votes 0
Under Votes 23

SCOTTSDALE QUESTION 5

YES 152
NO. 62
Over Votes 0
Under Votes 29

71.03
28.97

PRECINCT REPORT

MARICOPA COUNTY
PRIMARY ELECTION
SEPTEMBER 12, 2000
STATISTICS

RUN DATE:09/20/00 10:01 AM

0736 RAINTREE

VOTES PERCENT

REGISTERED VOTERS - SCOTTSDALE 734 100.00
BALLOTS CAST - SCOTTSDALE 243 100.00
VOTER TURNOUT - SCOTTSDALE. 33.11

PRECINCT REPORT

MARICOPA COUNTY
PRIMARY ELECTION
SEPTEMBER 12, 2000
NONPARTISAN

OFFICIAL RESULTS

RUN DATE:09/20/00 10:01 AM

REPORT-EL30 PAGE 0739-02

0739 REDWING

VOTES PERCENT

VOTES PERCENT

SCOTTSDALE QUESTION 1

YES 176 66.42
NO. 89 33.58
Over Votes 3
Under Votes 22

SCOTTSDALE QUESTION 6

YES 132 49.07
NO. 137 50.93
Over Votes 0
Under Votes 21

SCOTTSDALE QUESTION 2

YES 175 65.30
NO. 93 34.70
Over Votes 0
Under Votes 22

SCOTTSDALE QUESTION 7

YES 160 59.93
NO. 107 40.07
Over Votes 0
Under Votes 23

SCOTTSDALE QUESTION 3

YES 127 48.47
NO. 135 51.53
Over Votes 0
Under Votes 28

SCOTTSDALE QUESTION 8

YES 120 45.11
NO. 146 54.89
Over Votes 0
Under Votes 24

SCOTTSDALE QUESTION 4

YES 125 47.53
NO. 138 52.47
Over Votes 0
Under Votes 27

SCOTTSDALE QUESTION 9

YES 79 29.59
NO. 188 70.41
Over Votes 0
Under Votes 23

SCOTTSDALE QUESTION 5

YES 167 63.98
NO. 94 36.02
Over Votes 0
Under Votes 29

PRECINCT REPORT

MARICOPA COUNTY
PRIMARY ELECTION
SEPTEMBER 12, 2000
STATISTICS

RUN DATE:09/20/00 10:01 AM

0739 REDWING

VOTES PERCENT

REGISTERED VOTERS - SCOTTSDALE 876 100.00
BALLOTS CAST - SCOTTSDALE 290 100.00
VOTER TURNOUT - SCOTTSDALE 33.11

PRECINCT REPORT

MARICOPA COUNTY
PRIMARY ELECTION
SEPTEMBER 12, 2000
NONPARTISAN

OFFICIAL RESULTS

RUN DATE:09/20/00 10:01 AM

REPORT-EL30 PAGE 0740-02

0740 RHODES

	VOTES	PERCENT
SCOTTSDALE QUESTION 1		
YES	102	69.86
NO.	44	30.14
Over Votes	0	
Under Votes	7	

	VOTES	PERCENT
SCOTTSDALE QUESTION 6		
YES	81	56.64
NO.	62	43.36
Over Votes	0	
Under Votes	10	

SCOTTSDALE QUESTION 2		
YES	94	65.28
NO.	50	34.72
Over Votes	0	
Under Votes	9	

SCOTTSDALE QUESTION 7		
YES	89	62.24
NO.	54	37.76
Over Votes	2	
Under Votes	8	

SCOTTSDALE QUESTION 3		
YES	86	60.14
NO.	57	39.86
Over Votes	0	
Under Votes	10	

SCOTTSDALE QUESTION 8		
YES	68	47.55
NO.	75	52.45
Over Votes	0	
Under Votes	10	

SCOTTSDALE QUESTION 4		
YES	69	48.59
NO.	73	51.41
Over Votes	0	
Under Votes	11	

SCOTTSDALE QUESTION 9		
YES	68	47.55
NO.	75	52.45
Over Votes	0	
Under Votes	10	

SCOTTSDALE QUESTION 5		
YES	87	60.42
NO.	57	39.58
Over Votes	0	
Under Votes	9	

PRECINCT REPORT

MARICOPA COUNTY
PRIMARY ELECTION
SEPTEMBER 12, 2000
STATISTICS

RUN DATE:09/20/00 10:01 AM

0740 RHODES

	VOTES	PERCENT
REGISTERED VOTERS - SCOTTSDALE	643	100.00
BALLOTS CAST - SCOTTSDALE	153	100.00
VOTER TURNOUT - SCOTTSDALE	23.79	

PRECINCT REPORT

MARICOPA COUNTY
PRIMARY ELECTION
SEPTEMBER 12, 2000
NONPARTISAN

OFFICIAL RESULTS

RUN DATE:09/20/00 10:01 AM

REPORT-EL30 PAGE 0743-02

0743 RIO MONTANA

	VOTES	PERCENT	VOTES	PERCENT
SCOTTSDALE QUESTION 1				
YES	236	58.42	206	50.74
NO.	168	41.58	200	49.26
Over Votes	1		1	
Under Votes	36		34	

SCOTTSDALE QUESTION 6				
YES				
NO.				
Over Votes				
Under Votes				

SCOTTSDALE QUESTION 2				
YES	219	53.81	242	59.17
NO.	188	46.19	167	40.83
Over Votes	0		0	
Under Votes	34		32	

SCOTTSDALE QUESTION 7				
YES				
NO.				
Over Votes				
Under Votes				

SCOTTSDALE QUESTION 3				
YES	210	51.34	132	32.59
NO.	199	48.66	273	67.41
Over Votes	0		1	
Under Votes	32		35	

SCOTTSDALE QUESTION 8				
YES				
NO.				
Over Votes				
Under Votes				

SCOTTSDALE QUESTION 4				
YES	171	42.54	136	33.42
NO.	231	57.46	271	66.58
Over Votes	0		0	
Under Votes	39		34	

SCOTTSDALE QUESTION 9				
YES				
NO.				
Over Votes				
Under Votes				

SCOTTSDALE QUESTION 5				
YES	267	65.60		
NO.	140	34.40		
Over Votes	0			
Under Votes	34			

PRECINCT REPORT

MARICOPA COUNTY
PRIMARY ELECTION
SEPTEMBER 12, 2000
STATISTICS

RUN DATE:09/20/00 10:01 AM

0743 RIO MONTANA

	VOTES	PERCENT
REGISTERED VOTERS - SCOTTSDALE	1703	100.00
BALLOTS CAST - SCOTTSDALE	441	100.00
VOTER TURNOUT - SCOTTSDALE.		25.90

PRECINCT REPORT

MARICOPA COUNTY
PRIMARY ELECTION
SEPTEMBER 12, 2000
NONPARTISAN

OFFICIAL RESULTS

RUN DATE:09/20/00 10:01 AM

REPORT-EL30

PAGE 0767-02

0767 SALT RIVER

VOTES PERCENT

VOTES PERCENT

SCOTTSDALE QUESTION 1

SCOTTSDALE QUESTION 6

YES 161
NO. 97
Over Votes 0
Under Votes 50

YES 174
NO. 89
Over Votes 0
Under Votes 45

SCOTTSDALE QUESTION 2

SCOTTSDALE QUESTION 7

YES 173
NO. 84
Over Votes 1
Under Votes 50

YES 176
NO. 85
Over Votes 0
Under Votes 47

SCOTTSDALE QUESTION 3

SCOTTSDALE QUESTION 8

YES 132
NO. 128
Over Votes 0
Under Votes 48

YES 150
NO. 106
Over Votes 1
Under Votes 51

SCOTTSDALE QUESTION 4

SCOTTSDALE QUESTION 9

YES 119
NO. 133
Over Votes 0
Under Votes 56

YES 83
NO. 176
Over Votes 0
Under Votes 49

SCOTTSDALE QUESTION 5

YES 176
NO. 71
Over Votes 0
Under Votes 61

PRECINCT REPORT

MARICOPA COUNTY
PRIMARY ELECTION
SEPTEMBER 12, 2000
STATISTICS

RUN DATE:09/20/00 10:01 AM

0767 SALT RIVER

VOTES PERCENT

REGISTERED VOTERS - SCOTTSDALE 792
BALLOTS CAST - SCOTTSDALE 308
VOTER TURNOUT - SCOTTSDALE 38.89

PRECINCT REPORT

MARICOPA COUNTY
PRIMARY ELECTION
SEPTEMBER 12, 2000
NONPARTISAN

OFFICIAL RESULTS

RUN DATE:09/20/00 10:01 AM

REPORT:EL30 PAGE 0775-02

0775 SANDY SHORES

VOTES PERCENT

VOTES PERCENT

SCOTTSDALE QUESTION 1

SCOTTSDALE QUESTION 6

YES 166
NO 97
Over Votes 0
Under Votes 18

YES 141
NO 124
Over Votes 0
Under Votes 16

SCOTTSDALE QUESTION 2

SCOTTSDALE QUESTION 7

YES 164
NO 97
Over Votes 0
Under Votes 20

YES 168
NO 94
Over Votes 0
Under Votes 19

SCOTTSDALE QUESTION 3

SCOTTSDALE QUESTION 8

YES 142
NO 119
Over Votes 0
Under Votes 20

YES 106
NO 156
Over Votes 1
Under Votes 18

SCOTTSDALE QUESTION 4

SCOTTSDALE QUESTION 9

YES 132
NO 124
Over Votes 0
Under Votes 25

YES 94
NO 169
Over Votes 0
Under Votes 18

SCOTTSDALE QUESTION 5

SCOTTSDALE QUESTION 10

YES 164
NO 97
Over Votes 0
Under Votes 20

YES 141
NO 124
Over Votes 0
Under Votes 16

PRECINCT REPORT

MARICOPA COUNTY
PRIMARY ELECTION
SEPTEMBER 12, 2000
STATISTICS

RUN DATE:09/20/00 10:01 AM

0775 SANDY SHORES

VOTES PERCENT

REGISTERED VOTERS - SCOTTSDALE 964
BALLOTS CAST - SCOTTSDALE 281
VOTER TURNOUT - SCOTTSDALE 29.15

100.00
100.00
29.15

PRECINCT REPORT

MARICOPA COUNTY
PRIMARY ELECTION
SEPTEMBER 12, 2000
NONPARTISAN

OFFICIAL RESULTS

RUN DATE: 09/20/00 10:01 AM

REPORT-EL30 PAGE 0770-02

0770 SAN SIMON

SCOTTSDALE QUESTION 1
YES 185 66.07
NO 95 33.93
Over Votes 0
Under Votes 23

VOTES PERCENT

VOTES PERCENT

SCOTTSDALE QUESTION 2
YES 172 61.21
NO 109 38.79
Over Votes 0
Under Votes 22

SCOTTSDALE QUESTION 7
YES 172 62.09
NO 105 37.91
Over Votes 0
Under Votes 26

SCOTTSDALE QUESTION 3
YES 156 57.35
NO 116 42.65
Over Votes 0
Under Votes 31

SCOTTSDALE QUESTION 8
YES 132 48.71
NO 139 51.29
Over Votes 0
Under Votes 32

SCOTTSDALE QUESTION 4
YES 139 50.73
NO 135 49.27
Over Votes 0
Under Votes 29

SCOTTSDALE QUESTION 9
YES 111 40.51
NO 163 59.49
Over Votes 0
Under Votes 29

SCOTTSDALE QUESTION 5
YES 167 61.62
NO 104 38.38
Over Votes 0
Under Votes 32

PRECINCT REPORT

MARICOPA COUNTY
PRIMARY ELECTION
SEPTEMBER 12, 2000
STATISTICS

RUN DATE: 09/20/00 10:01 AM

0770 SAN SIMON

VOTES PERCENT

REGISTERED VOTERS - SCOTTSDALE 933 100.00
BALLOTS CAST - SCOTTSDALE 303 100.00
VOTER TURNOUT - SCOTTSDALE 32.48

PRECINCT REPORT

RUN DATE: 09/20/00 10:01 AM

0771 SAN VICTOR

MARICOPA COUNTY
PRIMARY ELECTION
SEPTEMBER 12, 2000
NONPARTISAN

OFFICIAL RESULTS

REPORT-EL30 PAGE 0771-02

VOTES PERCENT

SCOTTSDALE QUESTION 1

YES 146
NO 104
Over Votes 1
Under Votes 37

VOTES PERCENT

SCOTTSDALE QUESTION 6

YES 132
NO 124
Over Votes 0
Under Votes 32

SCOTTSDALE QUESTION 2

YES 157
NO 93
Over Votes 0
Under Votes 38

SCOTTSDALE QUESTION 7

YES 163
NO 91
Over Votes 0
Under Votes 34

SCOTTSDALE QUESTION 3

YES 153
NO 98
Over Votes 0
Under Votes 37

SCOTTSDALE QUESTION 8

YES 110
NO 137
Over Votes 0
Under Votes 41

SCOTTSDALE QUESTION 4

YES 113
NO 134
Over Votes 0
Under Votes 41

SCOTTSDALE QUESTION 9

YES 89
NO 159
Over Votes 0
Under Votes 40

SCOTTSDALE QUESTION 5

YES 167
NO 86
Over Votes 0
Under Votes 35

PRECINCT REPORT

RUN DATE: 09/20/00 10:01 AM

0771 SAN VICTOR

MARICOPA COUNTY
PRIMARY ELECTION
SEPTEMBER 12, 2000
STATISTICS

VOTES PERCENT

REGISTERED VOTERS - SCOTTSDALE 1161 100.00
BALLOTS CAST - SCOTTSDALE 288 100.00
VOTER TURNOUT - SCOTTSDALE 24.81

PRECINCT REPORT

MARICOPA COUNTY
PRIMARY ELECTION
SEPTEMBER 12, 2000
NONPARTISAN

OFFICIAL RESULTS

RUN DATE:09/20/00 10:01 AM

REPORT-EL30 PAGE 0779--02

0779 SANTO

SCOTTSDALE QUESTION 1

YES	84	61.31
NO	53	38.69
Over Votes	0	
Under Votes	6	

SCOTTSDALE QUESTION 6

YES	52	39.10
NO	81	60.90
Over Votes	0	
Under Votes	10	

SCOTTSDALE QUESTION 2

YES	75	55.56
NO	60	44.44
Over Votes	0	
Under Votes	8	

SCOTTSDALE QUESTION 7

YES	84	62.69
NO	50	37.31
Over Votes	0	
Under Votes	9	

SCOTTSDALE QUESTION 3

YES	73	54.48
NO	61	45.52
Over Votes	0	
Under Votes	9	

SCOTTSDALE QUESTION 8

YES	51	38.93
NO	80	61.07
Over Votes	0	
Under Votes	12	

SCOTTSDALE QUESTION 4

YES	50	37.88
NO	82	62.12
Over Votes	0	
Under Votes	11	

SCOTTSDALE QUESTION 9

YES	49	37.40
NO	82	62.60
Over Votes	0	
Under Votes	12	

SCOTTSDALE QUESTION 5

YES	83	62.41
NO	50	37.59
Over Votes	0	
Under Votes	10	

PRECINCT REPORT

RUN DATE:09/20/00 10:01 AM

0779 SANTO

MARICOPA COUNTY
PRIMARY ELECTION
SEPTEMBER 12, 2000
STATISTICS

	VOTES	PERCENT	
REGISTERED VOTERS - SCOTTSDALE	546	100.00
BALLOTS CAST - SCOTTSDALE	143	100.00
VOTER TURNOUT - SCOTTSDALE		26.19

PRECINCT REPORT

MARICOPA COUNTY
PRIMARY ELECTION
SEPTEMBER 12, 2000
NONPARTISAN

OFFICIAL RESULTS

RUN DATE:09/20/00 10:01 AM

REPORT-EL30 PAGE 0781-02

0781 SCOTTSDALE

VOTES PERCENT

VOTES PERCENT

SCOTTSDALE QUESTION 1

SCOTTSDALE QUESTION 6

YES 99 63.46
NO. 57 36.54
Over Votes 0
Under Votes 18

YES 76 49.67
NO. 77 50.33
Over Votes 1
Under Votes 20

SCOTTSDALE QUESTION 2

SCOTTSDALE QUESTION 7

YES 95 60.90
NO. 61 39.10
Over Votes 0
Under Votes 18

YES 96 62.75
NO. 57 37.25
Over Votes 0
Under Votes 21

SCOTTSDALE QUESTION 3

SCOTTSDALE QUESTION 8

YES 78 50.98
NO. 75 49.02
Over Votes 0
Under Votes 21

YES 75 50.00
NO. 75 50.00
Over Votes 0
Under Votes 24

SCOTTSDALE QUESTION 4

SCOTTSDALE QUESTION 9

YES 77 50.99
NO. 74 49.01
Over Votes 0
Under Votes 23

YES 43 28.29
NO. 109 71.71
Over Votes 0
Under Votes 22

SCOTTSDALE QUESTION 5

YES 95 61.69
NO. 59 38.31
Over Votes 0
Under Votes 20

PRECINCT REPORT

MARICOPA COUNTY
PRIMARY ELECTION
SEPTEMBER 12, 2000
STATISTICS

RUN DATE:09/20/00 10:01 AM

0781 SCOTTSDALE

VOTES PERCENT

REGISTERED VOTERS - SCOTTSDALE 663 100.00
BALLOTS CAST - SCOTTSDALE 174 100.00
VOTER TURNOUT - SCOTTSDALE 26.24

PRECINCT REPORT

MARICOPA COUNTY
PRIMARY ELECTION
SEPTEMBER 12, 2000
NONPARTISAN

OFFICIAL RESULTS

RUN DATE:09/20/00 10:01 AM

REPORT-EL30 PAGE 0792-02

0792 SHAWNEE

	VOTES	PERCENT
SCOTTSDALE QUESTION 1		
YES	74	59.68
NO.	50	40.32
Over Votes	0	
Under Votes	30	

	VOTES	PERCENT
SCOTTSDALE QUESTION 6		
YES	75	61.48
NO.	47	38.52
Over Votes	2	
Under Votes	30	

SCOTTSDALE QUESTION 2		
YES	80	63.49
NO.	46	36.51
Over Votes	1	
Under Votes	27	

SCOTTSDALE QUESTION 7		
YES	72	60.00
NO.	48	40.00
Over Votes	0	
Under Votes	34	

SCOTTSDALE QUESTION 3		
YES	66	55.00
NO.	54	45.00
Over Votes	0	
Under Votes	34	

SCOTTSDALE QUESTION 8		
YES	52	44.83
NO.	64	55.17
Over Votes	0	
Under Votes	38	

SCOTTSDALE QUESTION 4		
YES	57	48.31
NO.	61	51.69
Over Votes	0	
Under Votes	36	

SCOTTSDALE QUESTION 9		
YES	36	31.03
NO.	80	68.97
Over Votes	0	
Under Votes	38	

SCOTTSDALE QUESTION 5		
YES	84	68.29
NO.	39	31.71
Over Votes	0	
Under Votes	31	

PRECINCT REPORT

MARICOPA COUNTY
PRIMARY ELECTION
SEPTEMBER 12, 2000
STATISTICS

RUN DATE:09/20/00 10:01 AM

0792 SHAWNEE

	VOTES	PERCENT
REGISTERED VOTERS - SCOTTSDALE	601	100.00
BALLOTS CAST - SCOTTSDALE	154	100.00
VOTER TURNOUT - SCOTTSDALE.		25.62

PRECINCT REPORT

MARICOPA COUNTY
PRIMARY ELECTION
SEPTEMBER 12, 2000
NONPARTISAN

OFFICIAL RESULTS

RUN DATE:09/20/00 10:01 AM

REPORT-EL30

PAGE 0801-02

0801 SILVER SPUR

VOTES PERCENT

VOTES PERCENT

SCOTTSDALE QUESTION 1

SCOTTSDALE QUESTION 6

YES 109 61.24
NO. 69 38.76
Over Votes 0
Under Votes 20

YES 83 47.16
NO. 93 52.84
Over Votes 0
Under Votes 22

SCOTTSDALE QUESTION 2

SCOTTSDALE QUESTION 7

YES 98 54.75
NO. 81 45.25
Over Votes 0
Under Votes 19

YES 104 58.43
NO. 74 41.57
Over Votes 0
Under Votes 20

SCOTTSDALE QUESTION 3

SCOTTSDALE QUESTION 8

YES 100 56.82
NO. 76 43.18
Over Votes 0
Under Votes 22

YES 66 37.93
NO. 108 62.07
Over Votes 0
Under Votes 24

SCOTTSDALE QUESTION 4

SCOTTSDALE QUESTION 9

YES 75 44.12
NO. 95 55.88
Over Votes 0
Under Votes 28

YES 65 37.14
NO. 110 62.86
Over Votes 0
Under Votes 23

SCOTTSDALE QUESTION 5

YES 100 57.80
NO. 73 42.20
Over Votes 0
Under Votes 25

PRECINCT REPORT

MARICOPA COUNTY
PRIMARY ELECTION
SEPTEMBER 12, 2000
STATISTICS

RUN DATE:09/20/00 10:01 AM

0801 SILVER SPUR

VOTES PERCENT
REGISTERED VOTERS - SCOTTSDALE 893 100.00
BALLOTS CAST - SCOTTSDALE 198 100.00
VOTER TURNOUT - SCOTTSDALE. 22.17

PRECINCT REPORT

MARICOPA COUNTY
PRIMARY ELECTION
SEPTEMBER 12, 2000
NONPARTISAN

OFFICIAL RESULTS

RUN DATE:09/20/00 10:01 AM

REPORT-EL30 PAGE 0824-02

0824 STAGECOACH

VOTES PERCENT

VOTES PERCENT

SCOTTSDALE QUESTION 1

SCOTTSDALE QUESTION 6

YES 65
NO. 62
Over Votes 0
Under Votes 11

YES 57
NO. 71
Over Votes 0
Under Votes 10

SCOTTSDALE QUESTION 2

SCOTTSDALE QUESTION 7

YES 58
NO. 69
Over Votes 1
Under Votes 10

YES 70
NO. 57
Over Votes 0
Under Votes 11

SCOTTSDALE QUESTION 3

SCOTTSDALE QUESTION 8

YES 79
NO. 49
Over Votes 0
Under Votes 10

YES 40
NO. 87
Over Votes 0
Under Votes 11

SCOTTSDALE QUESTION 4

SCOTTSDALE QUESTION 9

YES 43
NO. 84
Over Votes 1
Under Votes 10

YES 39
NO. 90
Over Votes 0
Under Votes 9

SCOTTSDALE QUESTION 5

YES 69
NO. 59
Over Votes 0
Under Votes 10

PRECINCT REPORT

MARICOPA COUNTY
PRIMARY ELECTION
SEPTEMBER 12, 2000
STATISTICS

RUN DATE:09/20/00 10:01 AM

0824 STAGECOACH

VOTES PERCENT

REGISTERED VOTERS - SCOTTSDALE 585
BALLOTS CAST - SCOTTSDALE 138
VOTER TURNOUT - SCOTTSDALE 23.59

PRECINCT REPORT

MARICOPA COUNTY
PRIMARY ELECTION
SEPTEMBER 12, 2000
NONPARTISAN

OFFICIAL RESULTS

RUN DATE:09/20/00 10:01 AM

REPORT-EL30 PAGE 0828-02

0828 STONEGATE

VOTES PERCENT

SCOTTSDALE QUESTION 1

YES	191	61.22	YES	138	45.10
NO.	121	38.78	NO.	168	54.90
Over Votes	0		Over Votes	1	
Under Votes	19		Under Votes	24	

SCOTTSDALE QUESTION 2

YES	190	61.89	YES	188	61.24
NO.	117	38.11	NO.	119	38.76
Over Votes	0		Over Votes	0	
Under Votes	24		Under Votes	24	

SCOTTSDALE QUESTION 3

YES	149	48.85	YES	111	36.16
NO.	156	51.15	NO.	196	63.84
Over Votes	0		Over Votes	0	
Under Votes	26		Under Votes	24	

SCOTTSDALE QUESTION 4

YES	134	43.79	YES	96	31.27
NO.	172	56.21	NO.	211	68.73
Over Votes	0		Over Votes	0	
Under Votes	25		Under Votes	24	

SCOTTSDALE QUESTION 5

YES	185	60.66	YES	1103	100.00
NO.	120	39.34	NO.	331	100.00
Over Votes	0		Over Votes	0	
Under Votes	26		Under Votes	30.01	

PRECINCT REPORT

MARICOPA COUNTY
PRIMARY ELECTION
SEPTEMBER 12, 2000
STATISTICS

RUN DATE:09/20/00 10:01 AM

0828 STONEGATE

VOTES PERCENT

REGISTERED VOTERS - SCOTTSDALE	1103	100.00
BALLOTS CAST - SCOTTSDALE	331	100.00
VOTER TURNOUT - SCOTTSDALE	30.01	

PRECINCT REPORT

MARICOPA COUNTY
PRIMARY ELECTION
SEPTEMBER 12, 2000
NONPARTISAN

OFFICIAL RESULTS

RUN DATE: 09/20/00 10:01 AM

REPORT-EL30 PAGE 0842-02

0842 SUNDOWN

SCOTTSDALE QUESTION 1				
YES	243	63.95	
NO.	137	36.05	
Over Votes	1		
Under Votes	33		

SCOTTSDALE QUESTION 6				
YES	183	48.16	
NO.	197	51.84	
Over Votes	0		
Under Votes	34		

SCOTTSDALE QUESTION 2				
YES	241	63.76	
NO.	137	36.24	
Over Votes	1		
Under Votes	35		

SCOTTSDALE QUESTION 7				
YES	239	63.23	
NO.	139	36.77	
Over Votes	0		
Under Votes	36		

SCOTTSDALE QUESTION 3				
YES	211	54.52	
NO.	176	45.48	
Over Votes	0		
Under Votes	27		

SCOTTSDALE QUESTION 8				
YES	155	41.67	
NO.	217	58.33	
Over Votes	0		
Under Votes	42		

SCOTTSDALE QUESTION 4				
YES	182	48.53	
NO.	193	51.47	
Over Votes	0		
Under Votes	39		

SCOTTSDALE QUESTION 9				
YES	126	33.78	
NO.	247	66.22	
Over Votes	0		
Under Votes	41		

SCOTTSDALE QUESTION 5				
YES	242	64.36	
NO.	134	35.64	
Over Votes	1		
Under Votes	37		

PRECINCT REPORT

MARICOPA COUNTY
PRIMARY ELECTION
SEPTEMBER 12, 2000
STATISTICS

RUN DATE: 09/20/00 10:01 AM

0842 SUNDOWN

	VOTES	PERCENT
REGISTERED VOTERS - SCOTTSDALE	1265 100.00
BALLOTS CAST - SCOTTSDALE	414 100.00
VOTER TURNOUT - SCOTTSDALE.	32.73

PRECINCT REPORT

MARICOPA COUNTY
PRIMARY ELECTION
SEPTEMBER 12, 2000
NONPARTISAN

OFFICIAL RESULTS

RUN DATE:09/20/00 10:01 AM

REPORT:EL30 PAGE 0856-02

0856 SUPAI

		VOTES	PERCENT			VOTES	PERCENT
SCOTTSDALE QUESTION 1							
YES	109	41.92
NO.	151	58.08
Over Votes	2	
Under Votes	34	

SCOTTSDALE QUESTION 6							
YES	132	49.07
NO.	137	50.93
Over Votes	0	
Under Votes	27	

SCOTTSDALE QUESTION 2							
YES	123	46.95
NO.	139	53.05
Over Votes	0	
Under Votes	34	

SCOTTSDALE QUESTION 7							
YES	124	46.79
NO.	141	53.21
Over Votes	0	
Under Votes	31	

SCOTTSDALE QUESTION 3							
YES	82	30.83
NO.	184	69.17
Over Votes	0	
Under Votes	30	

SCOTTSDALE QUESTION 8							
YES	88	32.84
NO.	180	67.16
Over Votes	0	
Under Votes	28	

SCOTTSDALE QUESTION 4							
YES	81	31.03
NO.	180	68.97
Over Votes	1	
Under Votes	34	

SCOTTSDALE QUESTION 9							
YES	63	23.51
NO.	205	76.49
Over Votes	0	
Under Votes	28	

SCOTTSDALE QUESTION 5							
YES	135	51.53
NO.	127	48.47
Over Votes	0	
Under Votes	34	

PRECINCT REPORT

MARICOPA COUNTY
PRIMARY ELECTION
SEPTEMBER 12, 2000
STATISTICS

RUN DATE:09/20/00 10:01 AM

0856 SUPAI

	VOTES	PERCENT
REGISTERED VOTERS - SCOTTSDALE	833	100.00
BALLOTS CAST - SCOTTSDALE	296	100.00
VOTER TURNOUT - SCOTTSDALE		35.53

PRECINCT REPORT

MARICOPA COUNTY
PRIMARY ELECTION
SEPTEMBER 12, 2000
NONPARTISAN

OFFICIAL RESULTS

RUN DATE:09/20/00 10:01 AM

REPORT-EL30 PAGE 0859-02

0859 SUTTON

VOTES PERCENT

VOTES PERCENT

SCOTTSDALE QUESTION 1

SCOTTSDALE QUESTION 6

YES 176 63.54
NO. 101 36.46
Over Votes 0
Under Votes 13

YES 124 45.59
NO. 148 54.41
Over Votes 0
Under Votes 18

SCOTTSDALE QUESTION 2

SCOTTSDALE QUESTION 7

YES 158 57.66
NO. 116 42.34
Over Votes 0
Under Votes 16

YES 159 58.24
NO. 114 41.76
Over Votes 0
Under Votes 17

SCOTTSDALE QUESTION 3

SCOTTSDALE QUESTION 8

YES 129 46.74
NO. 147 53.26
Over Votes 0
Under Votes 14

YES 95 35.32
NO. 174 64.68
Over Votes 1
Under Votes 20

SCOTTSDALE QUESTION 4

SCOTTSDALE QUESTION 9

YES 119 43.75
NO. 153 56.25
Over Votes 0
Under Votes 18

YES 102 37.64
NO. 169 62.36
Over Votes 0
Under Votes 19

SCOTTSDALE QUESTION 5

YES 168 62.45
NO. 101 37.55
Over Votes 0
Under Votes 21

PRECINCT REPORT

MARICOPA COUNTY
PRIMARY ELECTION
SEPTEMBER 12, 2000
STATISTICS

RUN DATE:09/20/00 10:01 AM

0859 SUTTON

VOTES PERCENT

REGISTERED VOTERS - SCOTTSDALE 1089 100.00
BALLOTS CAST - SCOTTSDALE 290 100.00
VOTER TURNOUT - SCOTTSDALE. 26.63

PRECINCT REPORT

MARICOPA COUNTY
PRIMARY ELECTION
SEPTEMBER 12, 2000
NONPARTISAN

OFFICIAL RESULTS

RUN DATE:09/20/00 10:01 AM

REPORT-EL30 PAGE 0929-02

0929 TERRAVITA

VOTES PERCENT

VOTES PERCENT

SCOTTSDALE QUESTION 1

SCOTTSDALE QUESTION 6

YES 194 51.87
NO. 180 48.13
Over Votes 1
Under Votes 29

YES 164 44.32
NO. 206 55.68
Over Votes 1
Under Votes 33

SCOTTSDALE QUESTION 2

SCOTTSDALE QUESTION 7

YES 189 51.22
NO. 180 48.78
Over Votes 0
Under Votes 35

YES 207 55.95
NO. 163 44.05
Over Votes 0
Under Votes 34

SCOTTSDALE QUESTION 3

SCOTTSDALE QUESTION 8

YES 255 67.82
NO. 121 32.18
Over Votes 0
Under Votes 28

YES 136 36.86
NO. 233 63.14
Over Votes 0
Under Votes 35

SCOTTSDALE QUESTION 4

SCOTTSDALE QUESTION 9

YES 123 33.88
NO. 240 66.12
Over Votes 0
Under Votes 41

YES 108 29.19
NO. 262 70.81
Over Votes 0
Under Votes 34

SCOTTSDALE QUESTION 5

YES 198 54.25
NO. 167 45.75
Over Votes 0
Under Votes 39

PRECINCT REPORT

MARICOPA COUNTY
PRIMARY ELECTION
SEPTEMBER 12, 2000
STATISTICS

RUN DATE:09/20/00 10:01 AM

0929 TERRAVITA

VOTES PERCENT

REGISTERED VOTERS - SCOTTSDALE 1533 100.00
BALLOTS CAST - SCOTTSDALE 404 100.00
VOTER TURNOUT - SCOTTSDALE. 26.35

PRECINCT REPORT

MARICOPA COUNTY
PRIMARY ELECTION
SEPTEMBER 12, 2000
NONPARTISAN

OFFICIAL RESULTS

RUN DATE:09/20/00 10:01 AM

REPORT-EL30 PAGE 0931-02

0931 THORNWOOD

		VOTES	PERCENT
SCOTTSDALE QUESTION 1			
YES	.	194	54.34
NO.	.	163	45.66
Over Votes	.	0	
Under Votes	.	21	

		VOTES	PERCENT
SCOTTSDALE QUESTION 6			
YES	.	162	45.63
NO.	.	193	54.37
Over Votes	.	1	
Under Votes	.	22	

SCOTTSDALE QUESTION 2

YES	.	192	54.39
NO.	.	161	45.61
Over Votes	.	1	
Under Votes	.	24	

SCOTTSDALE QUESTION 7

YES	.	198	55.31
NO.	.	160	44.69
Over Votes	.	0	
Under Votes	.	20	

SCOTTSDALE QUESTION 3

YES	.	156	44.19
NO.	.	197	55.81
Over Votes	.	0	
Under Votes	.	25	

SCOTTSDALE QUESTION 8

YES	.	137	39.03
NO.	.	214	60.97
Over Votes	.	1	
Under Votes	.	26	

SCOTTSDALE QUESTION 4

YES	.	133	37.78
NO.	.	219	62.22
Over Votes	.	0	
Under Votes	.	26	

SCOTTSDALE QUESTION 9

YES	.	100	28.17
NO.	.	255	71.83
Over Votes	.	0	
Under Votes	.	23	

SCOTTSDALE QUESTION 5

YES	.	205	58.91
NO.	.	143	41.09
Over Votes	.	0	
Under Votes	.	30	

PRECINCT REPORT

MARICOPA COUNTY
PRIMARY ELECTION
SEPTEMBER 12, 2000
STATISTICS

RUN DATE:09/20/00 10:01 AM

0931 THORNWOOD

	VOTES	PERCENT
REGISTERED VOTERS - SCOTTSDALE	1118	100.00
BALLOTS CAST - SCOTTSDALE	378	100.00
VOTER TURNOUT - SCOTTSDALE.		33.81

PRECINCT REPORT
 MARICOPA COUNTY
 PRIMARY ELECTION
 SEPTEMBER 12, 2000
 NONPARTISAN

OFFICIAL RESULTS
 REPORT-EL30
 PAGE 0958-02

RUN DATE: 09/20/00 10:01 AM
 0958 VIRGINIA

SCOTTSDALE QUESTION 1		VOTES	PERCENT	SCOTTSDALE QUESTION 6		VOTES	PERCENT
YES	.	163	54.33	YES	.	133	45.70
NO	.	137	45.67	NO	.	158	54.30
Over Votes	.	0		Over Votes	.	1	
Under Votes	.	20		Under Votes	.	28	

SCOTTSDALE QUESTION 2		VOTES	PERCENT	SCOTTSDALE QUESTION 7		VOTES	PERCENT
YES	.	145	49.32	YES	.	159	54.08
NO	.	149	50.68	NO	.	135	45.92
Over Votes	.	0		Over Votes	.	0	
Under Votes	.	26		Under Votes	.	26	

SCOTTSDALE QUESTION 3		VOTES	PERCENT	SCOTTSDALE QUESTION 8		VOTES	PERCENT
YES	.	109	37.20	YES	.	133	45.70
NO	.	184	62.80	NO	.	158	54.30
Over Votes	.	0		Over Votes	.	0	
Under Votes	.	27		Under Votes	.	29	

SCOTTSDALE QUESTION 4		VOTES	PERCENT	SCOTTSDALE QUESTION 9		VOTES	PERCENT
YES	.	113	39.24	YES	.	77	26.19
NO	.	175	60.76	NO	.	217	73.81
Over Votes	.	0		Over Votes	.	0	
Under Votes	.	32		Under Votes	.	26	

SCOTTSDALE QUESTION 5		VOTES	PERCENT
YES	.	170	59.23
NO	.	117	40.77
Over Votes	.	0	
Under Votes	.	33	

PRECINCT REPORT
 MARIPOA COUNTY
 PRIMARY ELECTION
 SEPTEMBER 12, 2000
 STATISTICS

RUN DATE: 09/20/00 10:01 AM

0958 VIRGINIA		VOTES	PERCENT
REGISTERED VOTERS - SCOTTSDALE	.	973	100.00
BALLOTS CAST - SCOTTSDALE	.	320	100.00
VOTER TURNOUT - SCOTTSDALE	.		32.89

PRECINCT REPORT

MARICOPA COUNTY
PRIMARY ELECTION
SEPTEMBER 12, 2000
NONPARTISAN

OFFICIAL RESULTS

RUN DATE:09/20/00 10:01 AM

REPORT-EL30

PAGE 0784-02

0784 SENTRY

VOTES PERCENT

VOTES PERCENT

SCOTTSDALE QUESTION 1

SCOTTSDALE QUESTION 6

YES 196
NO. 112
Over Votes 0
Under Votes 36

YES 179
NO. 127
Over Votes 0
Under Votes 38

SCOTTSDALE QUESTION 2

SCOTTSDALE QUESTION 7

YES 178
NO. 126
Over Votes 0
Under Votes 40

YES 193
NO. 115
Over Votes 0
Under Votes 36

SCOTTSDALE QUESTION 3

SCOTTSDALE QUESTION 8

YES 166
NO. 142
Over Votes 0
Under Votes 36

YES 128
NO. 174
Over Votes 0
Under Votes 42

SCOTTSDALE QUESTION 4

SCOTTSDALE QUESTION 9

YES 144
NO. 157
Over Votes 0
Under Votes 43

YES 122
NO. 185
Over Votes 0
Under Votes 37

SCOTTSDALE QUESTION 5

YES 194
NO. 104
Over Votes 0
Under Votes 46

PRECINCT REPORT

MARICOPA COUNTY
PRIMARY ELECTION
SEPTEMBER 12, 2000
STATISTICS

RUN DATE:09/20/00 10:01 AM

0784 SENTRY

VOTES PERCENT

REGISTERED VOTERS - SCOTTSDALE 1459 100.00
BALLOTS CAST - SCOTTSDALE 344 100.00
VOTER TURNOUT - SCOTTSDALE. 23.58

PRECINCT REPORT

RUN DATE:09/20/00 10:01 AM

0976 WESTWORLD

MARICOPA COUNTY
PRIMARY ELECTION
SEPTEMBER 12, 2000
NONPARTISAN

REPORT-EL30 PAGE 0976-02

OFFICIAL RESULTS

		VOTES	PERCENT			VOTES	PERCENT
SCOTTSDALE QUESTION 1							
YES	.	501	68.26	.	373	51.45	
NO.	.	233	31.74	.	352	48.55	
Over Votes	.	0		.	1		
Under Votes	.	38		.	46		
SCOTTSDALE QUESTION 2							
YES	.	418	57.81	.	476	65.75	
NO.	.	305	42.19	.	248	34.25	
Over Votes	.	0		.	1		
Under Votes	.	49		.	47		
SCOTTSDALE QUESTION 3							
YES	.	447	61.32	.	291	40.53	
NO.	.	282	38.68	.	427	59.47	
Over Votes	.	2		.	0		
Under Votes	.	41		.	54		
SCOTTSDALE QUESTION 4							
YES	.	356	49.79	.	380	52.49	
NO.	.	359	50.21	.	344	47.51	
Over Votes	.	1		.	1		
Under Votes	.	56		.	47		
SCOTTSDALE QUESTION 5							
YES	.	488	68.16	.			
NO.	.	228	31.84	.			
Over Votes	.	0		.			
Under Votes	.	56		.			

		VOTES	PERCENT			VOTES	PERCENT
SCOTTSDALE QUESTION 6							
YES	.	373	51.45	.	373	51.45	
NO.	.	352	48.55	.	352	48.55	
Over Votes	.	1		.	1		
Under Votes	.	46		.	46		
SCOTTSDALE QUESTION 7							
YES	.	476	65.75	.	476	65.75	
NO.	.	248	34.25	.	248	34.25	
Over Votes	.	1		.	1		
Under Votes	.	47		.	47		
SCOTTSDALE QUESTION 8							
YES	.	291	40.53	.	291	40.53	
NO.	.	427	59.47	.	427	59.47	
Over Votes	.	0		.	0		
Under Votes	.	54		.	54		
SCOTTSDALE QUESTION 9							
YES	.	380	52.49	.	380	52.49	
NO.	.	344	47.51	.	344	47.51	
Over Votes	.	1		.	1		
Under Votes	.	47		.	47		

PRECINCT REPORT

RUN DATE:09/20/00 10:01 AM

0976 WESTWORLD

MARICOPA COUNTY
PRIMARY ELECTION
SEPTEMBER 12, 2000
STATISTICS

		VOTES	PERCENT
REGISTERED VOTERS - SCOTTSDALE	.	2793	100.00
BALLOTS CAST - SCOTTSDALE	.	772	100.00
VOTER TURNOUT - SCOTTSDALE	.		27.64

PRECINCT REPORT

MARICOPA COUNTY
PRIMARY ELECTION
SEPTEMBER 12, 2000
NONPARTISAN

OFFICIAL RESULTS

RUN DATE:09/20/00 10:01 AM

REPORT-EL30 PAGE 1004-02

1004 YUMA

VOTES PERCENT

VOTES PERCENT

SCOTTSDALE QUESTION 1

SCOTTSDALE QUESTION 6

YES 253 55.60
NO. 202 44.40
Over Votes 0
Under Votes 54

YES 232 50.66
NO. 226 49.34
Over Votes 0
Under Votes 51

SCOTTSDALE QUESTION 2

SCOTTSDALE QUESTION 7

YES 255 55.80
NO. 202 44.20
Over Votes 0
Under Votes 52

YES 235 51.65
NO. 220 48.35
Over Votes 0
Under Votes 54

SCOTTSDALE QUESTION 3

SCOTTSDALE QUESTION 8

YES 160 35.40
NO. 292 64.60
Over Votes 0
Under Votes 57

YES 159 35.73
NO. 286 64.27
Over Votes 0
Under Votes 64

SCOTTSDALE QUESTION 4

SCOTTSDALE QUESTION 9

YES 180 39.91
NO. 271 60.09
Over Votes 0
Under Votes 58

YES 110 24.28
NO. 343 75.72
Over Votes 1
Under Votes 55

SCOTTSDALE QUESTION 5

YES 271 59.96
NO. 181 40.04
Over Votes 1
Under Votes 56

PRECINCT REPORT

MARICOPA COUNTY
PRIMARY ELECTION
SEPTEMBER 12, 2000
STATISTICS

RUN DATE:09/20/00 10:01 AM

1004 YUMA

VOTES PERCENT

REGISTERED VOTERS - SCOTTSDALE 1390 100.00
BALLOTS CAST - SCOTTSDALE 509 100.00
VOTER TURNOUT - SCOTTSDALE. 36.62