

RESOLUTION NO. 12013

A RESOLUTION OF THE COUNCIL OF THE CITY OF SCOTTSDALE, ARIZONA, DECLARING THE OFFICIAL CANVASS OF VOTES CAST IN THE CITY OF SCOTTSDALE GENERAL ELECTION HELD NOVEMBER 3, 2020; AND DECLARING THE ELECTION OF A MAYOR AND THREE COUNCILEMBERS.

WHEREAS, pursuant to Article 9, Section 1 of the Scottsdale City Charter, the City of Scottsdale held a General Election on November 3, 2020, for the purpose of electing a Mayor and three Councilmembers; and

WHEREAS, A.R.S. § 16-642 requires that the City Council canvass the returns of the election no later than twenty (20) days following the election; and

WHEREAS, the City Council, having canvassed the returns of the November 3, 2020 General Election, finds the returns to be as stated in this resolution.

NOW THEREFORE BE IT RESOLVED by the Council of the City of Scottsdale as follows:

1. The results of the canvass having been determined, the official canvass of the City of Scottsdale General Election held on November 3, 2020, is as follows:
 - a) A summary of the number of votes cast in each precinct for each candidate for the offices of Mayor and Councilmember is shown on Exhibit A, which is attached and incorporated by this reference.
 - b) A precinct group detail of the number of rejected ballots by precinct is shown on Exhibit B, which is attached and incorporated by this reference.
2. The following named candidate, having received the greatest number of votes cast in the November 3, 2020 General Election for the office of mayor, was elected to a four-year term:


David "Dave" Ortega

3. The following named candidates, having received the first, second, and third highest number of votes cast in the November 3, 2020 General Election for the office of councilmember, were elected to four-year terms:

Betty Janik
Tammy Caputi
Tom Durham


PASSED AND ADOPTED by the Council of the City of Scottsdale this 23rd day of November, 2020.

CITY OF SCOTTSDALE,
an Arizona municipal corporation




W. J. "Jim" Lane, Mayor

ATTEST:



Carolyn Jagger, City Clerk

APPROVED AS TO FORM:



Sherry R. Scott, City Attorney
By: Janis Bladine, Sr. Assistant City Attorney

RESOLUCIÓN NÚM. 12013

UNA RESOLUCIÓN DEL CONCEJO DE LA CIUDAD DE SCOTTSDALE, ARIZONA, DECLARANDO EL CONTEO OFICIAL DE VOTOS EMITIDOS EN LA ELECCIÓN GENERAL DE LA CIUDAD DE SCOTTSDALE CELEBRADA EL 3 DE NOVIEMBRE DE 2020; Y DECLARANDO LA ELECCIÓN DE UN ALCALDE Y TRES CONCEJALES.

CONSIDERANDO QUE, de conformidad con el Artículo 9, Sección 1 de los Estatutos de la Ciudad de Scottsdale, la Ciudad de Scottsdale llevó a cabo una Elección General el 3 de noviembre de 2020, con el propósito de elegir un Alcalde y tres Concejales; y

CONSIDERANDO QUE, A.R.S. § 16-642 requiere que el Concejo de la Ciudad lleve a cabo el escrutinio de los votos de la elección a más tardar veinte (20) días después de la elección; y

CONSIDERANDO QUE, el Concejo de la Ciudad, después de haber examinado los votos de la Elección General del 3 de noviembre de 2020, considera que los resultados son de acuerdo con lo que se indica en esta resolución.

AHORA POR LO TANTO QUEDA RESUELTO por el Concejo de la Ciudad lo siguiente:

1. Los resultados de la elección se han determinado y el conteo oficial de la Elección General de la Ciudad de Scottsdale celebrada el 3 de noviembre de 2020 es el siguiente:
 - a) En el Anexo A, que se adjunta e incorpora mediante esta referencia, se muestra un resumen del número de votos emitidos en cada recinto para cada candidato para los puestos de Alcalde y de Concejal.
 - b) En el Anexo B, que se adjunta e incorpora mediante esta referencia, se muestra un detalle del grupo de recintos con el número de boletas electorales rechazadas por recinto.
2. El siguiente candidato nombrado, habiendo recibido en la Elección General del 3 de noviembre de 2020 el mayor número de votos emitidos para el cargo de alcalde, fue elegido para un término de cuatro años:

David "Dave" Ortega

3. Los siguientes candidatos nombrados, habiendo recibido en la Elección General del 3 de noviembre de 2020 el primer, segundo y tercer mayor número de votos emitidos para el cargo de concejal, fueron elegidos para un término de cuatro años:

Betty Janik
Tammy Caputi
Tom Durham

APROBADO Y ADOPTADO por el Concejo de la Ciudad de Scottsdale este día 23 de noviembre de 2020.

CIUDAD DE SCOTTSDALE,
una corporación municipal de Arizona

/s/ W. J. "Jim" Lane, Alcalde

CERTIFICA

/s/ Carolyn Jagger, Secretaria Municipal

APROBADO EN CUANTO A FORMA:

Sherry R. Scott, Abogado de la Ciudad

/s/ Por: Janis Bladine, Sr. Asistente del Abogado de la Ciudad

RESOLUTION NO. 12013/RESOLUCION NO. 12013
 EXHIBIT "A"/DOCUMENTO DE PRUEBA "A"
 OFFICIAL CANVASS/EXAMEN OFICIAL DE VOTAS
 CITY OF SCOTTSDALE/CIUDAD DE SCOTTSDALE
 NOVEMBER 3, 2020 GENERAL ELECTION/3 DE NOVIEMBRE DE 2020 ELECCION GENERAL

Mayor

	0041	0060	0070	0108	0120	0140	0167	0170	0171	0179	0200	0271	0272	0319	0320	0361
BOROWSKY, LISA	683	1491	1208	1352	815	1115	3133	353	1370	1371	1010	2223	1133	2211	618	713
ORTEGA, DAVID "DAVE"	1029	1512	1158	1541	750	1517	2687	417	1560	1204	1160	1443	915	1732	911	743

Mayor

	0375	0399	0410	0411	0413	0425	0429	0442	0469	0486	0489	0492	0504	0505	0506	0507
BOROWSKY, LISA	928	914	2279	309	1059	1944	1103	1555	1398	583	1146	1752	992	1451	3115	1392
ORTEGA, DAVID "DAVE"	829	1346	2677	463	1637	1982	1763	1858	1834	593	1076	2393	1330	1348	2876	1382

Mayor

	0519	0531	0534	0537	0562	0570	0571	0577	0580	0584	0594	0600	0633	0647	0657	0660
BOROWSKY, LISA	1698	1109	626	1072	980	513	915	1132	1984	1309	1474	1895	785	1009	446	703
ORTEGA, DAVID "DAVE"	1854	1543	660	1077	1181	665	1076	1267	1953	1420	1492	2001	868	1011	705	818

Mayor

	0666	0698	0722	0726	0747
BOROWSKY, LISA	2072	876	2415	164	670
ORTEGA, DAVID "DAVE"	1966	1301	2829	152	962

Mayor

	<u>Votes</u>	<u>Percent Votes Cast**</u>	<u>Percent Ballots Cast</u>		
BOROWSKY, LISA	66,571	47.76%	42.49%	TOTAL REGISTERED VOTERS	181,629
ORTEGA, DAVID "DAVE"	72,467	51.99%	46.25%	TOTAL BALLOTS CAST	156,676
Total Mayoral Candidate Votes	139,038			VOTER TURNOUT	86.26%
Unqualified Write-ins*	346	0.25%	0.22%	TOTAL REJECTED BALLOTS***	187
Total votes incl. unqualified write-ins	139,384			OVER VOTES	36
				UNDER VOTES	17,256

* There were no qualified write-in candidates for this election

** "Percent Votes Cast" includes unqualified write-ins

*** 30 Bad Signatures, 91 No Signatures, 66 Returned Late

NOVEMBER 3, 2020 GENERAL ELEC	0041	0060	0070	0108	0120	0140	0167	0170	0171	0179	0200	0271	0272	0319	0320	0361
CAPUTI, TAMMY	871	1451	1020	1190	652	1095	2572	302	1328	940	955	1293	866	1722	602	608
DURHAM, TOM	739	1422	951	1161	580	996	2697	300	1265	1218	893	1895	874	1554	643	641
JANIK, BETTY	891	1387	948	1283	676	1185	2675	284	1218	1090	947	1322	824	1556	744	621
LINNIG, BECCA	491	716	606	783	425	934	1395	207	707	535	579	637	478	1009	519	404
LITTLE, JOHN	707	1033	1096	1256	667	1109	2094	260	1248	925	887	1191	793	1496	605	609
PHILLIPS, GUY	506	985	838	937	594	706	1806	256	916	948	762	1738	697	1393	438	523

Council

	0375	0399	0410	0411	0413	0425	0429	0442	0469	0486	0489	0492	0504	0505	0506	0507
CAPUTI, TAMMY	642	966	2227	297	1098	1785	1183	1482	1414	497	799	1750	930	1188	2227	1235
DURHAM, TOM	844	826	1894	264	876	1420	1013	1463	1139	549	1058	1797	968	1168	3196	1208
JANIK, BETTY	754	936	2007	341	1139	1578	1162	1429	1363	498	1023	1940	980	1168	2856	1102
LINNIG, BECCA	445	781	1524	247	935	1108	973	882	1101	263	520	1254	864	756	1381	650
LITTLE, JOHN	597	1003	2143	342	1112	1583	1255	1479	1192	505	782	1723	942	1122	1890	1088
PHILLIPS, GUY	631	678	1566	234	764	1283	810	1230	884	455	912	1317	711	952	2408	1001

Council

	0519	0531	0534	0537	0562	0570	0571	0577	0580	0584	0594	0600	0633	0647	0657	0660
CAPUTI, TAMMY	1479	1148	544	985	954	525	894	1020	1708	1116	1387	1704	876	879	547	646
DURHAM, TOM	1233	1001	455	947	749	506	757	957	1397	1091	1213	1820	722	737	407	655
JANIK, BETTY	1496	1102	544	877	996	513	873	967	1494	1192	1220	1642	642	779	505	697
LINNIG, BECCA	1089	907	397	605	822	338	527	643	1052	791	698	1074	408	534	428	372
LITTLE, JOHN	1436	1090	522	921	876	482	780	1048	1531	1116	1404	1692	710	816	470	610
PHILLIPS, GUY	1024	733	416	750	666	335	634	849	1217	849	1090	1356	598	656	348	474

Council

	0666	0698	0722	0726	0747
CAPUTI, TAMMY	1537	894	2188	144	839
DURHAM, TOM	2266	840	2418	116	595
JANIK, BETTY	2013	975	2481	113	705
LINNIG, BECCA	912	812	1259	121	580
LITTLE, JOHN	1187	905	2084	125	700
PHILLIPS, GUY	1503	588	1557	76	471

Council

	Votes	Percent Votes Cast**	Percent Ballots Cast		
CAPUTI, TAMMY	58,561	18.47%	37.38%	TOTAL REGISTERED VOTERS	181,629
DURHAM, TOM	58,194	18.35%	37.14%	TOTAL BALLOTS CAST	156,676
JANIK, BETTY	59,753	18.85%	38.14%	VOTER TURNOUT	86.26%
LINNIG, BECCA	38,438	12.12%	24.53%	TOTAL REJECTED BALLOTS***	187
LITTLE, JOHN	55,299	17.44%	35.30%	OVER VOTES	123
PHILLIPS, GUY	46,045	14.52%	29.39%	UNDER VOTES	152,602
Total Council Candidate Votes	316,290				
Unqualified Write-ins*	787	0.24%	0.49%		
Total Votes incl. Unqualified Write-ins	317,057				

* There were no qualified write-in candidates for this election

** "Percent Votes Cast" includes unqualified write-ins

*** 30 Bad Signatures, 91 No Signatures, 66 Returned Late

FINAL OFFICIAL RESULTS
General Election
Maricopa County
November 3, 2020

Elector Group	Counting Group	Ballots	Voters	Registered Voters	Turnout
Total	EARLY VOTE	146,474	146,474	181,629	80.64%
	ELECTION DAY	9,896	9,896		5.45%
	PROVISIONAL	306	306		0.17%
	Total	156,676	156,676		86.26%

Registered Voters: 156,676 of 181,629 (86.26%)

Ballots Cast: 156,676

Scottsdale-Mayor (Vote for 1)

		Total	
Times Cast		156,676 / 181,629	86.26%
Undervotes		17,256	
Overvotes		36	
Candidate	Party	Total	
BOROWSKY, LISA	NON	66,571	42.49%
ORTEGA, DAVID "DAVE"	NON	72,467	46.25%
Write-in		346	0.22%
Total Votes		139,384	
		Total	

Scottsdale-Councilmember (Vote for 3)

		Total	
Times Cast		156,676 / 181,629	86.26%
Undervotes		152,602	
Overvotes		123	
Candidate	Party	Total	
CAPUTI, TAMMY	NON	58,561	12.46%
DURHAM, TOM	NON	58,194	12.38%
JANIK, BETTY	NON	59,753	12.71%
LINNIG, BECCA	NON	38,438	8.18%
LITTLE, JOHN	NON	55,299	11.77%
PHILLIPS, GUY	NON	46,045	9.80%
Write-in		767	0.16%
Total Votes		317,057	
		Total	

FINAL OFFICIAL RESULTS
General Election
Maricopa County
November 3, 2020

Precinct	Registered Voters	Cards Cast	Voters Cast	% Turnout
County				
Election Wide				
0041 BARNES				
EARLY VOTE	2,197	1,796	1,796	81.75%
ELECTION DAY	2,197	100	100	4.55%
PROVISIONAL	2,197	3	3	0.14%
Total	2,197	1,899	1,899	86.44%
0060 BRONCO				
EARLY VOTE	3,765	3,167	3,167	84.12%
ELECTION DAY	3,765	217	217	5.76%
PROVISIONAL	3,765	2	2	0.05%
Total	3,765	3,386	3,386	89.93%
0070 CACTUS GLEN				
EARLY VOTE	3,009	2,443	2,443	81.19%
ELECTION DAY	3,009	185	185	6.15%
PROVISIONAL	3,009	4	4	0.13%
Total	3,009	2,632	2,632	87.47%
0108 CIELO				
EARLY VOTE	3,565	2,996	2,996	84.04%
ELECTION DAY	3,565	187	187	5.25%
PROVISIONAL	3,565	9	9	0.25%
Total	3,565	3,192	3,192	89.54%
0120 COCOPAH				
EARLY VOTE	2,073	1,622	1,622	78.24%
ELECTION DAY	2,073	143	143	6.90%
PROVISIONAL	2,073	3	3	0.14%
Total	2,073	1,768	1,768	85.29%

Precinct	Registered Voters	Cards Cast	Voters Cast	% Turnout
0140 CORONADO				
EARLY VOTE	3,743	2,786	2,786	74.43%
ELECTION DAY	3,743	224	224	5.98%
PROVISIONAL	3,743	10	10	0.27%
Total	3,743	3,020	3,020	80.68%
0167 DC RANCH				
EARLY VOTE	7,553	6,262	6,262	82.91%
ELECTION DAY	7,553	398	398	5.27%
PROVISIONAL	7,553	11	11	0.15%
Total	7,553	6,671	6,671	88.32%
0170 DEERVIEW				
EARLY VOTE	1,162	847	847	72.89%
ELECTION DAY	1,162	87	87	7.49%
PROVISIONAL	1,162	1	1	0.09%
Total	1,162	935	935	80.46%
0171 DEL JOYA				
EARLY VOTE	3,499	3,070	3,070	87.74%
ELECTION DAY	3,499	127	127	3.63%
PROVISIONAL	3,499	5	5	0.14%
Total	3,499	3,202	3,202	91.51%
0179 DESERT HIGHLANDS				
EARLY VOTE	3,166	2,735	2,735	86.39%
ELECTION DAY	3,166	123	123	3.89%
PROVISIONAL	3,166	1	1	0.03%
Total	3,166	2,859	2,859	90.30%
0200 DREYFUS				
EARLY VOTE	2,832	2,278	2,278	80.44%
ELECTION DAY	2,832	156	156	5.51%
PROVISIONAL	2,832	8	8	0.28%
Total	2,832	2,442	2,442	86.23%
0271 GRANITE MOUNTAIN				
EARLY VOTE	4,339	3,876	3,876	89.33%
ELECTION DAY	4,339	161	161	3.71%
PROVISIONAL	4,339	6	6	0.14%
Total	4,339	4,043	4,043	93.18%

Precinct	Registered Voters	Cards Cast	Voters Cast	% Turnout
0272 GRAYHAWK				
EARLY VOTE	2,518	2,185	2,185	86.78%
ELECTION DAY	2,518	130	130	5.16%
PROVISIONAL	2,518	3	3	0.12%
Total	2,518	2,318	2,318	92.06%
0319 HUALAPAI				
EARLY VOTE	5,191	4,189	4,189	80.70%
ELECTION DAY	5,191	297	297	5.72%
PROVISIONAL	5,191	5	5	0.10%
Total	5,191	4,491	4,491	86.52%
0320 HUBBELL				
EARLY VOTE	2,132	1,577	1,577	73.97%
ELECTION DAY	2,132	141	141	6.61%
PROVISIONAL	2,132	3	3	0.14%
Total	2,132	1,721	1,721	80.72%
0361 LAUREL				
EARLY VOTE	1,852	1,507	1,507	81.37%
ELECTION DAY	1,852	104	104	5.62%
PROVISIONAL	1,852	2	2	0.11%
Total	1,852	1,613	1,613	87.10%
0375 LOMA VERDES				
EARLY VOTE	2,167	1,847	1,847	85.23%
ELECTION DAY	2,167	106	106	4.89%
PROVISIONAL	2,167	5	5	0.23%
Total	2,167	1,958	1,958	90.36%
0399 MARICOPA				
EARLY VOTE	3,211	2,351	2,351	73.22%
ELECTION DAY	3,211	207	207	6.45%
PROVISIONAL	3,211	8	8	0.25%
Total	3,211	2,566	2,566	79.91%
0410 MCCORMICK RANCH				
EARLY VOTE	6,309	5,213	5,213	82.63%
ELECTION DAY	6,309	273	273	4.33%
PROVISIONAL	6,309	3	3	0.05%
Total	6,309	5,489	5,489	87.00%

Precinct	Registered Voters	Cards Cast	Voters Cast	% Turnout
0411 MCDONALD				
EARLY VOTE	1,043	830	830	79.58%
ELECTION DAY	1,043	44	44	4.22%
PROVISIONAL	1,043	0	0	0.00%
Total	1,043	874	874	83.80%
0413 SUPAI				
EARLY VOTE	3,985	2,799	2,799	70.24%
ELECTION DAY	3,985	330	330	8.28%
PROVISIONAL	3,985	13	13	0.33%
Total	3,985	3,142	3,142	78.85%
0425 MIRADA				
EARLY VOTE	5,691	4,207	4,207	73.92%
ELECTION DAY	5,691	363	363	6.38%
PROVISIONAL	5,691	8	8	0.14%
Total	5,691	4,578	4,578	80.44%
0429 MOHAVE				
EARLY VOTE	3,861	2,979	2,979	77.16%
ELECTION DAY	3,861	208	208	5.39%
PROVISIONAL	3,861	1	1	0.03%
Total	3,861	3,188	3,188	82.57%
0442 MUSTANG				
EARLY VOTE	4,379	3,569	3,569	81.50%
ELECTION DAY	4,379	223	223	5.09%
PROVISIONAL	4,379	2	2	0.05%
Total	4,379	3,794	3,794	86.64%
0469 PAIUTE				
EARLY VOTE	4,756	3,363	3,363	70.71%
ELECTION DAY	4,756	432	432	9.08%
PROVISIONAL	4,756	14	14	0.29%
Total	4,756	3,809	3,809	80.09%
0486 PARK MEADOWS				
EARLY VOTE	1,522	1,238	1,238	81.34%
ELECTION DAY	1,522	82	82	5.39%
PROVISIONAL	1,522	3	3	0.20%
Total	1,522	1,323	1,323	86.93%

Precinct	Registered Voters	Cards Cast	Voters Cast	% Turnout
0489 PEAK VIEW				
EARLY VOTE	2,758	2,374	2,374	86.08%
ELECTION DAY	2,758	140	140	5.08%
PROVISIONAL	2,758	7	7	0.25%
Total	2,758	2,521	2,521	91.41%
0492 PECOS				
EARLY VOTE	5,262	4,333	4,333	82.35%
ELECTION DAY	5,262	213	213	4.05%
PROVISIONAL	5,262	9	9	0.17%
Total	5,262	4,555	4,555	86.56%
0504 PIMA				
EARLY VOTE	3,047	2,415	2,415	79.26%
ELECTION DAY	3,047	170	170	5.58%
PROVISIONAL	3,047	8	8	0.26%
Total	3,047	2,593	2,593	85.10%
0505 PINE VALLEY				
EARLY VOTE	3,743	2,994	2,994	79.99%
ELECTION DAY	3,743	215	215	5.74%
PROVISIONAL	3,743	14	14	0.37%
Total	3,743	3,223	3,223	86.11%
0506 PINNACLE PEAK				
EARLY VOTE	7,163	6,282	6,282	87.70%
ELECTION DAY	7,163	311	311	4.34%
PROVISIONAL	7,163	8	8	0.11%
Total	7,163	6,601	6,601	92.15%
0507 PINNACLE WEST				
EARLY VOTE	3,383	2,926	2,926	86.49%
ELECTION DAY	3,383	177	177	5.23%
PROVISIONAL	3,383	4	4	0.12%
Total	3,383	3,107	3,107	91.84%
0519 PUEBLO				
EARLY VOTE	5,106	3,687	3,687	72.21%
ELECTION DAY	5,106	419	419	8.21%
PROVISIONAL	5,106	11	11	0.22%
Total	5,106	4,117	4,117	80.63%

Precinct	Registered Voters	Cards Cast	Voters Cast	% Turnout
0531 REDWING				
EARLY VOTE	3,597	2,749	2,749	76.42%
ELECTION DAY	3,597	206	206	5.73%
PROVISIONAL	3,597	4	4	0.11%
Total	3,597	2,959	2,959	82.26%
0534 RHODES				
EARLY VOTE	1,763	1,319	1,319	74.82%
ELECTION DAY	1,763	156	156	8.85%
PROVISIONAL	1,763	9	9	0.51%
Total	1,763	1,484	1,484	84.17%
0537 RIO MONTANA				
EARLY VOTE	2,652	2,245	2,245	84.65%
ELECTION DAY	2,652	129	129	4.86%
PROVISIONAL	2,652	4	4	0.15%
Total	2,652	2,378	2,378	89.67%
0562 SALT RIVER				
EARLY VOTE	3,043	2,332	2,332	76.63%
ELECTION DAY	3,043	159	159	5.23%
PROVISIONAL	3,043	7	7	0.23%
Total	3,043	2,498	2,498	82.09%
0570 SAN SIMON				
EARLY VOTE	1,514	1,244	1,244	82.17%
ELECTION DAY	1,514	71	71	4.69%
PROVISIONAL	1,514	6	6	0.40%
Total	1,514	1,321	1,321	87.25%
0571 SAN VICTOR				
EARLY VOTE	2,710	2,112	2,112	77.93%
ELECTION DAY	2,710	152	152	5.61%
PROVISIONAL	2,710	13	13	0.48%
Total	2,710	2,277	2,277	84.02%
0577 SANTO				
EARLY VOTE	3,111	2,542	2,542	81.71%
ELECTION DAY	3,111	164	164	5.27%
PROVISIONAL	3,111	3	3	0.10%
Total	3,111	2,709	2,709	87.08%

Precinct	Registered Voters	Cards Cast	Voters Cast	% Turnout
0580 SCOTTSDALE				
EARLY VOTE	5,467	4,212	4,212	77.04%
ELECTION DAY	5,467	307	307	5.62%
PROVISIONAL	5,467	18	18	0.33%
Total	5,467	4,537	4,537	82.99%
0584 SENTRY				
EARLY VOTE	3,613	2,892	2,892	80.04%
ELECTION DAY	3,613	203	203	5.62%
PROVISIONAL	3,613	7	7	0.19%
Total	3,613	3,102	3,102	85.86%
0594 SIERRA HILLS				
EARLY VOTE	3,614	3,158	3,158	87.38%
ELECTION DAY	3,614	143	143	3.96%
PROVISIONAL	3,614	6	6	0.17%
Total	3,614	3,307	3,307	91.51%
0600 SILVER SPUR				
EARLY VOTE	4,983	4,122	4,122	82.72%
ELECTION DAY	4,983	265	265	5.32%
PROVISIONAL	4,983	6	6	0.12%
Total	4,983	4,393	4,393	88.16%
0633 STONEGATE				
EARLY VOTE	2,032	1,725	1,725	84.89%
ELECTION DAY	2,032	107	107	5.27%
PROVISIONAL	2,032	0	0	0.00%
Total	2,032	1,832	1,832	90.16%
0647 SUNDOWN				
EARLY VOTE	2,552	2,135	2,135	83.66%
ELECTION DAY	2,552	125	125	4.90%
PROVISIONAL	2,552	6	6	0.24%
Total	2,552	2,266	2,266	88.79%
0657 MCKELLIPS PARK				
EARLY VOTE	1,762	1,166	1,166	66.17%
ELECTION DAY	1,762	140	140	7.95%
PROVISIONAL	1,762	4	4	0.23%
Total	1,762	1,310	1,310	74.35%

Precinct	Registered Voters	Cards Cast	Voters Cast	% Turnout
0660 SUTTON				
EARLY VOTE	2,018	1,595	1,595	79.04%
ELECTION DAY	2,018	114	114	5.65%
PROVISIONAL	2,018	1	1	0.05%
Total	2,018	1,710	1,710	84.74%
0666 TERRAVITA				
EARLY VOTE	4,869	4,308	4,308	88.48%
ELECTION DAY	4,869	165	165	3.39%
PROVISIONAL	4,869	1	1	0.02%
Total	4,869	4,474	4,474	91.89%
0698 VIRGINIA				
EARLY VOTE	3,133	2,237	2,237	71.40%
ELECTION DAY	3,133	198	198	6.32%
PROVISIONAL	3,133	11	11	0.35%
Total	3,133	2,446	2,446	78.07%
0722 WESTWORLD				
EARLY VOTE	6,578	5,625	5,625	85.51%
ELECTION DAY	6,578	248	248	3.77%
PROVISIONAL	6,578	1	1	0.02%
Total	6,578	5,874	5,874	89.30%
0726 WHITTON				
EARLY VOTE	402	328	328	81.59%
ELECTION DAY	402	23	23	5.72%
PROVISIONAL	402	0	0	0.00%
Total	402	351	351	87.31%
0747 YUMA				
EARLY VOTE	2,234	1,685	1,685	75.43%
ELECTION DAY	2,234	128	128	5.73%
PROVISIONAL	2,234	5	5	0.22%
Total	2,234	1,818	1,818	81.38%
Election Wide - Total	181,629	156,676	156,676	86.26%
County - Total	181,629	156,676	156,676	86.26%
EARLY VOTE	181,629	146,474	146,474	80.64%
ELECTION DAY	181,629	9,896	9,896	5.45%
PROVISIONAL	181,629	306	306	0.17%

Scottsdale-Mayor (Vote for 1)

Precinct	Times Cast	Registered Voters	Undervotes	Overvotes
County				
Election Wide				
0041 BARNES				
EARLY VOTE	1,796	2,197	168	1
ELECTION DAY	100	2,197	14	0
PROVISIONAL	3	2,197	0	0
Total	1,899	2,197	182	1
0060 BRONCO				
EARLY VOTE	3,167	3,765	346	2
ELECTION DAY	217	3,765	30	0
PROVISIONAL	2	3,765	0	0
Total	3,386	3,765	376	2
0070 CACTUS GLEN				
EARLY VOTE	2,443	3,009	245	0
ELECTION DAY	185	3,009	19	0
PROVISIONAL	4	3,009	0	0
Total	2,632	3,009	264	0
0108 CIELO				
EARLY VOTE	2,996	3,565	260	0
ELECTION DAY	187	3,565	34	0
PROVISIONAL	9	3,565	0	0
Total	3,192	3,565	294	0
0120 COCOPAH				
EARLY VOTE	1,622	2,073	170	3
ELECTION DAY	143	2,073	19	0
PROVISIONAL	3	2,073	1	0
Total	1,768	2,073	190	3

Precinct	BOROWSKY, LISA (NON)		ORTEGA, DAVID "DAVE" (NON)	
County				
Election Wide				
0041 BARNES				
EARLY VOTE	627	34.91%	996	55.46%
ELECTION DAY	53	53.00%	33	33.00%
PROVISIONAL	3	100.00%	0	0.00%
Total	683	35.97%	1,029	54.19%
0060 BRONCO				
EARLY VOTE	1,372	43.32%	1,442	45.53%
ELECTION DAY	119	54.84%	68	31.34%
PROVISIONAL	0	0.00%	2	100.00%
Total	1,491	44.03%	1,512	44.65%
0070 CACTUS GLEN				
EARLY VOTE	1,089	44.58%	1,108	45.35%
ELECTION DAY	115	62.16%	50	27.03%
PROVISIONAL	4	100.00%	0	0.00%
Total	1,208	45.90%	1,158	44.00%
0108 CIELO				
EARLY VOTE	1,245	41.56%	1,487	49.63%
ELECTION DAY	102	54.55%	50	26.74%
PROVISIONAL	5	55.56%	4	44.44%
Total	1,352	42.36%	1,541	48.28%
0120 COCOPAH				
EARLY VOTE	731	45.07%	711	43.83%
ELECTION DAY	83	58.04%	38	26.57%
PROVISIONAL	1	33.33%	1	33.33%
Total	815	46.10%	750	42.42%

Precinct	Write-in		Total Votes
County			
Election Wide			
0041 BARNES			
EARLY VOTE	4	0.22%	1,627
ELECTION DAY	0	0.00%	86
PROVISIONAL	0	0.00%	3
Total	4	0.21%	1,716
0060 BRONCO			
EARLY VOTE	5	0.16%	2,819
ELECTION DAY	0	0.00%	187
PROVISIONAL	0	0.00%	2
Total	5	0.15%	3,008
0070 CACTUS GLEN			
EARLY VOTE	1	0.04%	2,198
ELECTION DAY	1	0.54%	166
PROVISIONAL	0	0.00%	4
Total	2	0.08%	2,368
0108 CIELO			
EARLY VOTE	4	0.13%	2,736
ELECTION DAY	1	0.53%	153
PROVISIONAL	0	0.00%	9
Total	5	0.16%	2,898
0120 COCOPAH			
EARLY VOTE	7	0.43%	1,449
ELECTION DAY	3	2.10%	124
PROVISIONAL	0	0.00%	2
Total	10	0.57%	1,575

Precinct	Times Cast	Registered Voters	Undervotes	Overvotes
0140 CORONADO				
EARLY VOTE	2,786	3,743	328	1
ELECTION DAY	224	3,743	42	0
PROVISIONAL	10	3,743	0	0
Total	3,020	3,743	370	1
0167 DC RANCH				
EARLY VOTE	6,262	7,553	781	2
ELECTION DAY	398	7,553	54	0
PROVISIONAL	11	7,553	2	0
Total	6,671	7,553	837	2
0170 DEERVIEW				
EARLY VOTE	847	1,162	138	0
ELECTION DAY	87	1,162	23	0
PROVISIONAL	1	1,162	1	0
Total	935	1,162	162	0
0171 DEL JOYA				
EARLY VOTE	3,070	3,499	247	1
ELECTION DAY	127	3,499	21	0
PROVISIONAL	5	3,499	1	0
Total	3,202	3,499	269	1
0179 DESERT HIGHLANDS				
EARLY VOTE	2,735	3,166	263	0
ELECTION DAY	123	3,166	16	0
PROVISIONAL	1	3,166	1	0
Total	2,859	3,166	280	0
0200 DREYFUS				
EARLY VOTE	2,278	2,832	239	0
ELECTION DAY	156	2,832	20	0
PROVISIONAL	8	2,832	3	0
Total	2,442	2,832	262	0

Precinct	BOROWSKY, LISA (NON)		ORTEGA, DAVID "DAVE" (NON)	
0140 CORONADO				
EARLY VOTE	1,003	36.00%	1,437	51.58%
ELECTION DAY	106	47.32%	76	33.93%
PROVISIONAL	6	60.00%	4	40.00%
Total	1,115	36.92%	1,517	50.23%
0167 DC RANCH				
EARLY VOTE	2,895	46.23%	2,572	41.07%
ELECTION DAY	233	58.54%	111	27.89%
PROVISIONAL	5	45.45%	4	36.36%
Total	3,133	46.96%	2,687	40.28%
0170 DEERVIEW				
EARLY VOTE	324	38.25%	382	45.10%
ELECTION DAY	29	33.33%	35	40.23%
PROVISIONAL	0	0.00%	0	0.00%
Total	353	37.75%	417	44.60%
0171 DEL JOYA				
EARLY VOTE	1,294	42.15%	1,526	49.71%
ELECTION DAY	72	56.69%	34	26.77%
PROVISIONAL	4	80.00%	0	0.00%
Total	1,370	42.79%	1,560	48.72%
0179 DESERT HIGHLANDS				
EARLY VOTE	1,289	47.13%	1,179	43.11%
ELECTION DAY	82	66.67%	25	20.33%
PROVISIONAL	0	0.00%	0	0.00%
Total	1,371	47.95%	1,204	42.11%
0200 DREYFUS				
EARLY VOTE	917	40.25%	1,113	48.86%
ELECTION DAY	89	57.05%	46	29.49%
PROVISIONAL	4	50.00%	1	12.50%
Total	1,010	41.36%	1,160	47.50%

Precinct	Write-in		Total Votes
0140 CORONADO			
EARLY VOTE	17	0.61%	2,457
ELECTION DAY	0	0.00%	182
PROVISIONAL	0	0.00%	10
Total	17	0.56%	2,649
0167 DC RANCH			
EARLY VOTE	12	0.19%	5,479
ELECTION DAY	0	0.00%	344
PROVISIONAL	0	0.00%	9
Total	12	0.18%	5,832
0170 DEERVIEW			
EARLY VOTE	3	0.35%	709
ELECTION DAY	0	0.00%	64
PROVISIONAL	0	0.00%	0
Total	3	0.32%	773
0171 DEL JOYA			
EARLY VOTE	2	0.07%	2,822
ELECTION DAY	0	0.00%	106
PROVISIONAL	0	0.00%	4
Total	2	0.06%	2,932
0179 DESERT HIGHLANDS			
EARLY VOTE	4	0.15%	2,472
ELECTION DAY	0	0.00%	107
PROVISIONAL	0	0.00%	0
Total	4	0.14%	2,579
0200 DREYFUS			
EARLY VOTE	9	0.40%	2,039
ELECTION DAY	1	0.64%	136
PROVISIONAL	0	0.00%	5
Total	10	0.41%	2,180

Precinct	Times Cast	Registered Voters	Undervotes	Overvotes
0271 GRANITE MOUNTAIN				
EARLY VOTE	3,876	4,339	354	1
ELECTION DAY	161	4,339	18	0
PROVISIONAL	6	4,339	0	0
Total	4,043	4,339	372	1
0272 GRAYHAWK				
EARLY VOTE	2,185	2,518	243	0
ELECTION DAY	130	2,518	24	0
PROVISIONAL	3	2,518	1	0
Total	2,318	2,518	268	0
0319 HUALAPAI				
EARLY VOTE	4,189	5,191	488	1
ELECTION DAY	297	5,191	50	0
PROVISIONAL	5	5,191	1	0
Total	4,491	5,191	539	1
0320 HUBBELL				
EARLY VOTE	1,577	2,132	165	0
ELECTION DAY	141	2,132	20	0
PROVISIONAL	3	2,132	2	0
Total	1,721	2,132	187	0
0361 LAUREL				
EARLY VOTE	1,507	1,852	136	1
ELECTION DAY	104	1,852	17	0
PROVISIONAL	2	1,852	0	0
Total	1,613	1,852	153	1
0375 LOMA VERDES				
EARLY VOTE	1,847	2,167	176	0
ELECTION DAY	106	2,167	16	0
PROVISIONAL	5	2,167	1	0
Total	1,958	2,167	193	0

Precinct	BOROWSKY, LISA (NON)		ORTEGA, DAVID "DAVE" (NON)	
0271 GRANITE MOUNTAIN				
EARLY VOTE	2,103	54.26%	1,414	36.48%
ELECTION DAY	114	70.81%	29	18.01%
PROVISIONAL	6	100.00%	0	0.00%
Total	2,223	54.98%	1,443	35.69%
0272 GRAYHAWK				
EARLY VOTE	1,069	48.92%	871	39.86%
ELECTION DAY	62	47.69%	44	33.85%
PROVISIONAL	2	66.67%	0	0.00%
Total	1,133	48.88%	915	39.47%
0319 HUALAPAI				
EARLY VOTE	2,038	48.65%	1,654	39.48%
ELECTION DAY	170	57.24%	77	25.93%
PROVISIONAL	3	50.00%	1	20.00%
Total	2,211	49.23%	1,732	38.57%
0320 HUBBELL				
EARLY VOTE	542	34.37%	865	54.85%
ELECTION DAY	75	53.19%	46	32.62%
PROVISIONAL	1	33.33%	0	0.00%
Total	618	35.91%	911	52.93%
0361 LAUREL				
EARLY VOTE	657	43.60%	710	47.11%
ELECTION DAY	55	52.88%	32	30.77%
PROVISIONAL	1	50.00%	1	50.00%
Total	713	44.20%	743	46.06%
0375 LOMA VERDES				
EARLY VOTE	872	47.21%	791	42.83%
ELECTION DAY	55	51.89%	35	33.02%
PROVISIONAL	1	20.00%	3	60.00%
Total	928	47.40%	829	42.34%

Precinct	Write-in		Total Votes
0271 GRANITE MOUNTAIN			
EARLY VOTE	4	0.10%	3,521
ELECTION DAY	0	0.00%	143
PROVISIONAL	0	0.00%	6
Total	4	0.10%	3,670
0272 GRAYHAWK			
EARLY VOTE	2	0.09%	1,942
ELECTION DAY	0	0.00%	106
PROVISIONAL	0	0.00%	2
Total	2	0.09%	2,050
0319 HUALAPAI			
EARLY VOTE	8	0.19%	3,700
ELECTION DAY	0	0.00%	247
PROVISIONAL	0	0.00%	4
Total	8	0.18%	3,951
0320 HUBBELL			
EARLY VOTE	5	0.32%	1,412
ELECTION DAY	0	0.00%	121
PROVISIONAL	0	0.00%	1
Total	5	0.29%	1,534
0361 LAUREL			
EARLY VOTE	3	0.20%	1,370
ELECTION DAY	0	0.00%	87
PROVISIONAL	0	0.00%	2
Total	3	0.19%	1,459
0375 LOMA VERDES			
EARLY VOTE	8	0.43%	1,671
ELECTION DAY	0	0.00%	90
PROVISIONAL	0	0.00%	4
Total	8	0.41%	1,765

Precinct	Times Cast	Registered Voters	Undervotes	Overvotes
0399 MARICOPA				
EARLY VOTE	2,351	3,211	261	0
ELECTION DAY	207	3,211	37	1
PROVISIONAL	8	3,211	2	0
Total	2,566	3,211	300	1
0410 MCCORMICK RANCH				
EARLY VOTE	5,213	6,309	478	0
ELECTION DAY	273	6,309	47	0
PROVISIONAL	3	6,309	0	0
Total	5,489	6,309	525	0
0411 MCDONALD				
EARLY VOTE	830	1,043	89	0
ELECTION DAY	44	1,043	10	0
PROVISIONAL	0	1,043	0	0
Total	874	1,043	99	0
0413 SUPAI				
EARLY VOTE	2,799	3,985	379	0
ELECTION DAY	330	3,985	55	0
PROVISIONAL	13	3,985	0	0
Total	3,142	3,985	434	0
0425 MIRADA				
EARLY VOTE	4,207	5,691	578	3
ELECTION DAY	363	5,691	58	0
PROVISIONAL	8	5,691	2	0
Total	4,578	5,691	638	3
0429 MOHAVE				
EARLY VOTE	2,979	3,861	279	0
ELECTION DAY	208	3,861	38	0
PROVISIONAL	1	3,861	0	0
Total	3,188	3,861	317	0

Precinct	BOROWSKY, LISA (NON)		ORTEGA, DAVID "DAVE" (NON)	
0399 MARICOPA				
EARLY VOTE	806	34.28%	1,279	54.40%
ELECTION DAY	104	50.24%	65	31.40%
PROVISIONAL	4	50.00%	2	25.00%
Total	914	35.62%	1,346	52.46%
0410 MCCORMICK RANCH				
EARLY VOTE	2,124	40.74%	2,604	49.95%
ELECTION DAY	153	56.04%	72	26.37%
PROVISIONAL	2	66.67%	1	33.33%
Total	2,279	41.52%	2,677	48.77%
0411 MCDONALD				
EARLY VOTE	287	34.58%	451	54.34%
ELECTION DAY	22	50.00%	12	27.27%
PROVISIONAL	0		0	
Total	309	35.35%	463	52.97%
0413 SUPAI				
EARLY VOTE	922	32.94%	1,489	53.20%
ELECTION DAY	131	39.70%	141	42.73%
PROVISIONAL	6	46.15%	7	53.85%
Total	1,059	33.70%	1,637	52.10%
0425 MIRADA				
EARLY VOTE	1,737	41.29%	1,879	44.66%
ELECTION DAY	202	55.65%	102	28.10%
PROVISIONAL	5	62.50%	1	12.50%
Total	1,944	42.46%	1,982	43.29%
0429 MOHAVE				
EARLY VOTE	1,010	33.90%	1,685	56.56%
ELECTION DAY	92	44.23%	78	37.50%
PROVISIONAL	1	100.00%	0	0.00%
Total	1,103	34.60%	1,763	55.30%

Precinct	Write-in		Total Votes
0399 MARICOPA			
EARLY VOTE	5	0.21%	2,090
ELECTION DAY	0	0.00%	169
PROVISIONAL	0	0.00%	6
Total	5	0.19%	2,265
0410 MCCORMICK RANCH			
EARLY VOTE	7	0.13%	4,735
ELECTION DAY	1	0.37%	226
PROVISIONAL	0	0.00%	3
Total	8	0.15%	4,964
0411 MCDONALD			
EARLY VOTE	3	0.36%	741
ELECTION DAY	0	0.00%	34
PROVISIONAL	0		0
Total	3	0.34%	775
0413 SUPAI			
EARLY VOTE	9	0.32%	2,420
ELECTION DAY	3	0.91%	275
PROVISIONAL	0	0.00%	13
Total	12	0.38%	2,708
0425 MIRADA			
EARLY VOTE	10	0.24%	3,626
ELECTION DAY	1	0.28%	305
PROVISIONAL	0	0.00%	6
Total	11	0.24%	3,937
0429 MOHAVE			
EARLY VOTE	5	0.17%	2,700
ELECTION DAY	0	0.00%	170
PROVISIONAL	0	0.00%	1
Total	5	0.16%	2,871

Precinct	Times Cast	Registered Voters	Undervotes	Overvotes
0442 MUSTANG				
EARLY VOTE	3,569	4,379	342	0
ELECTION DAY	223	4,379	30	0
PROVISIONAL	2	4,379	1	0
Total	3,794	4,379	373	0
0469 PAIUTE				
EARLY VOTE	3,363	4,756	471	1
ELECTION DAY	432	4,756	84	1
PROVISIONAL	14	4,756	8	0
Total	3,809	4,756	563	2
0486 PARK MEADOWS				
EARLY VOTE	1,238	1,522	132	0
ELECTION DAY	82	1,522	10	0
PROVISIONAL	3	1,522	2	0
Total	1,323	1,522	144	0
0489 PEAK VIEW				
EARLY VOTE	2,374	2,758	276	1
ELECTION DAY	140	2,758	20	0
PROVISIONAL	7	2,758	2	0
Total	2,521	2,758	298	1
0492 PECOS				
EARLY VOTE	4,333	5,262	368	1
ELECTION DAY	213	5,262	24	0
PROVISIONAL	9	5,262	2	0
Total	4,555	5,262	394	1
0504 PIMA				
EARLY VOTE	2,415	3,047	239	0
ELECTION DAY	170	3,047	26	0
PROVISIONAL	8	3,047	2	0
Total	2,593	3,047	267	0

Precinct	BOROWSKY, LISA (NON)		ORTEGA, DAVID "DAVE" (NON)	
0442 MUSTANG				
EARLY VOTE	1,435	40.21%	1,784	49.99%
ELECTION DAY	119	53.36%	74	33.18%
PROVISIONAL	1	50.00%	0	0.00%
Total	1,555	40.99%	1,858	48.97%
0469 PAIUTE				
EARLY VOTE	1,179	35.06%	1,703	50.64%
ELECTION DAY	216	50.00%	128	29.63%
PROVISIONAL	3	21.43%	3	21.43%
Total	1,398	36.70%	1,834	48.15%
0486 PARK MEADOWS				
EARLY VOTE	537	43.38%	566	45.72%
ELECTION DAY	45	54.88%	27	32.93%
PROVISIONAL	1	33.33%	0	0.00%
Total	583	44.07%	593	44.82%
0489 PEAK VIEW				
EARLY VOTE	1,058	44.57%	1,039	43.77%
ELECTION DAY	86	61.43%	34	24.29%
PROVISIONAL	2	28.57%	3	42.86%
Total	1,146	45.46%	1,076	42.68%
0492 PECOS				
EARLY VOTE	1,636	37.76%	2,315	53.43%
ELECTION DAY	113	53.05%	74	34.74%
PROVISIONAL	3	33.33%	4	44.44%
Total	1,752	38.46%	2,393	52.54%
0504 PIMA				
EARLY VOTE	903	37.39%	1,269	52.55%
ELECTION DAY	84	49.41%	60	35.29%
PROVISIONAL	5	62.50%	1	12.50%
Total	992	38.26%	1,330	51.29%

Precinct	Write-in		Total Votes
0442 MUSTANG			
EARLY VOTE	8	0.22%	3,227
ELECTION DAY	0	0.00%	193
PROVISIONAL	0	0.00%	1
Total	8	0.21%	3,421
0469 PAIUTE			
EARLY VOTE	9	0.27%	2,891
ELECTION DAY	3	0.69%	347
PROVISIONAL	0	0.00%	6
Total	12	0.32%	3,244
0486 PARK MEADOWS			
EARLY VOTE	3	0.24%	1,106
ELECTION DAY	0	0.00%	72
PROVISIONAL	0	0.00%	1
Total	3	0.23%	1,179
0489 PEAK VIEW			
EARLY VOTE	0	0.00%	2,097
ELECTION DAY	0	0.00%	120
PROVISIONAL	0	0.00%	5
Total	0	0.00%	2,222
0492 PECOS			
EARLY VOTE	13	0.30%	3,964
ELECTION DAY	2	0.94%	189
PROVISIONAL	0	0.00%	7
Total	15	0.33%	4,160
0504 PIMA			
EARLY VOTE	4	0.17%	2,176
ELECTION DAY	0	0.00%	144
PROVISIONAL	0	0.00%	6
Total	4	0.15%	2,326

Precinct	Times Cast	Registered Voters	Undervotes	Overvotes
0505 PINE VALLEY				
EARLY VOTE	2,994	3,743	368	0
ELECTION DAY	215	3,743	36	0
PROVISIONAL	14	3,743	6	0
Total	3,223	3,743	410	0
0506 PINNACLE PEAK				
EARLY VOTE	6,282	7,163	566	0
ELECTION DAY	311	7,163	32	0
PROVISIONAL	8	7,163	2	0
Total	6,601	7,163	600	0
0507 PINNACLE WEST				
EARLY VOTE	2,926	3,383	303	0
ELECTION DAY	177	3,383	25	0
PROVISIONAL	4	3,383	1	0
Total	3,107	3,383	329	0
0519 PUEBLO				
EARLY VOTE	3,687	5,106	469	0
ELECTION DAY	419	5,106	76	0
PROVISIONAL	11	5,106	4	0
Total	4,117	5,106	549	0
0531 REDWING				
EARLY VOTE	2,749	3,597	257	0
ELECTION DAY	206	3,597	41	0
PROVISIONAL	4	3,597	2	0
Total	2,959	3,597	300	0
0534 RHODES				
EARLY VOTE	1,319	1,763	154	0
ELECTION DAY	156	1,763	39	1
PROVISIONAL	9	1,763	1	0
Total	1,484	1,763	194	1

Precinct	BOROWSKY, LISA (NON)		ORTEGA, DAVID "DAVE" (NON)	
0505 PINE VALLEY				
EARLY VOTE	1,329	44.39%	1,283	42.85%
ELECTION DAY	117	54.42%	62	28.84%
PROVISIONAL	5	35.71%	3	21.43%
Total	1,451	45.02%	1,348	41.82%
0506 PINNACLE PEAK				
EARLY VOTE	2,923	46.53%	2,784	44.32%
ELECTION DAY	188	60.45%	90	28.94%
PROVISIONAL	4	50.00%	2	25.00%
Total	3,115	47.19%	2,876	43.57%
0507 PINNACLE WEST				
EARLY VOTE	1,280	43.75%	1,339	45.76%
ELECTION DAY	109	61.58%	43	24.29%
PROVISIONAL	3	75.00%	0	0.00%
Total	1,392	44.80%	1,382	44.48%
0519 PUEBLO				
EARLY VOTE	1,474	39.98%	1,729	46.89%
ELECTION DAY	222	52.98%	120	28.64%
PROVISIONAL	2	18.18%	5	45.45%
Total	1,698	41.24%	1,854	45.03%
0531 REDWING				
EARLY VOTE	1,009	36.70%	1,477	53.73%
ELECTION DAY	100	48.54%	64	31.07%
PROVISIONAL	0	0.00%	2	50.00%
Total	1,109	37.48%	1,543	52.15%
0534 RHODES				
EARLY VOTE	551	41.77%	611	46.32%
ELECTION DAY	74	47.44%	42	26.92%
PROVISIONAL	1	11.11%	7	77.78%
Total	626	42.18%	660	44.47%

Precinct	Write-in		Total Votes
0505 PINE VALLEY			
EARLY VOTE	14	0.47%	2,626
ELECTION DAY	0	0.00%	179
PROVISIONAL	0	0.00%	8
Total	14	0.43%	2,813
0506 PINNACLE PEAK			
EARLY VOTE	9	0.14%	5,716
ELECTION DAY	1	0.32%	279
PROVISIONAL	0	0.00%	6
Total	10	0.15%	6,001
0507 PINNACLE WEST			
EARLY VOTE	4	0.14%	2,623
ELECTION DAY	0	0.00%	152
PROVISIONAL	0	0.00%	3
Total	4	0.13%	2,778
0519 PUEBLO			
EARLY VOTE	15	0.41%	3,218
ELECTION DAY	1	0.24%	343
PROVISIONAL	0	0.00%	7
Total	16	0.39%	3,568
0531 REDWING			
EARLY VOTE	6	0.22%	2,492
ELECTION DAY	1	0.49%	165
PROVISIONAL	0	0.00%	2
Total	7	0.24%	2,659
0534 RHODES			
EARLY VOTE	3	0.23%	1,165
ELECTION DAY	0	0.00%	116
PROVISIONAL	0	0.00%	8
Total	3	0.20%	1,289

Precinct	Times Cast	Registered Voters	Undervotes	Overvotes
0537 RIO MONTANA				
EARLY VOTE	2,245	2,652	199	0
ELECTION DAY	129	2,652	27	0
PROVISIONAL	4	2,652	0	0
Total	2,378	2,652	226	0
0562 SALT RIVER				
EARLY VOTE	2,332	3,043	297	0
ELECTION DAY	159	3,043	31	0
PROVISIONAL	7	3,043	2	0
Total	2,498	3,043	330	0
0570 SAN SIMON				
EARLY VOTE	1,244	1,514	124	0
ELECTION DAY	71	1,514	17	0
PROVISIONAL	6	1,514	1	0
Total	1,321	1,514	142	0
0571 SAN VICTOR				
EARLY VOTE	2,112	2,710	245	2
ELECTION DAY	152	2,710	29	0
PROVISIONAL	13	2,710	4	0
Total	2,277	2,710	278	2
0577 SANTO				
EARLY VOTE	2,542	3,111	266	1
ELECTION DAY	164	3,111	34	0
PROVISIONAL	3	3,111	0	0
Total	2,709	3,111	300	1
0580 SCOTTSDALE				
EARLY VOTE	4,212	5,467	525	1
ELECTION DAY	307	5,467	59	0
PROVISIONAL	18	5,467	2	1
Total	4,537	5,467	586	2

Precinct	BOROWSKY, LISA (NON)		ORTEGA, DAVID "DAVE" (NON)	
0537 RIO MONTANA				
EARLY VOTE	995	44.32%	1,049	46.73%
ELECTION DAY	75	58.14%	26	20.16%
PROVISIONAL	2	50.00%	2	50.00%
Total	1,072	45.08%	1,077	45.29%
0562 SALT RIVER				
EARLY VOTE	906	38.85%	1,122	48.11%
ELECTION DAY	71	44.65%	57	35.85%
PROVISIONAL	3	42.86%	2	28.57%
Total	980	39.23%	1,181	47.28%
0570 SAN SIMON				
EARLY VOTE	472	37.94%	647	52.01%
ELECTION DAY	37	52.11%	17	23.94%
PROVISIONAL	4	66.67%	1	16.67%
Total	513	38.83%	665	50.34%
0571 SAN VICTOR				
EARLY VOTE	833	39.44%	1,026	48.58%
ELECTION DAY	75	49.34%	48	31.58%
PROVISIONAL	7	53.85%	2	15.38%
Total	915	40.18%	1,076	47.26%
0577 SANTO				
EARLY VOTE	1,038	40.83%	1,228	48.31%
ELECTION DAY	92	56.10%	38	23.17%
PROVISIONAL	2	66.67%	1	33.33%
Total	1,132	41.79%	1,267	46.77%
0580 SCOTTSDALE				
EARLY VOTE	1,811	43.00%	1,863	44.23%
ELECTION DAY	163	53.09%	85	27.69%
PROVISIONAL	10	55.56%	5	27.78%
Total	1,984	43.73%	1,953	43.05%

Precinct	Write-in		Total Votes
0537 RIO MONTANA			
EARLY VOTE	2	0.09%	2,046
ELECTION DAY	1	0.78%	102
PROVISIONAL	0	0.00%	4
Total	3	0.13%	2,152
0562 SALT RIVER			
EARLY VOTE	7	0.30%	2,035
ELECTION DAY	0	0.00%	128
PROVISIONAL	0	0.00%	5
Total	7	0.28%	2,168
0570 SAN SIMON			
EARLY VOTE	1	0.08%	1,120
ELECTION DAY	0	0.00%	54
PROVISIONAL	0	0.00%	5
Total	1	0.08%	1,179
0571 SAN VICTOR			
EARLY VOTE	6	0.28%	1,865
ELECTION DAY	0	0.00%	123
PROVISIONAL	0	0.00%	9
Total	6	0.26%	1,997
0577 SANTO			
EARLY VOTE	9	0.35%	2,275
ELECTION DAY	0	0.00%	130
PROVISIONAL	0	0.00%	3
Total	9	0.33%	2,408
0580 SCOTTSDALE			
EARLY VOTE	12	0.28%	3,686
ELECTION DAY	0	0.00%	248
PROVISIONAL	0	0.00%	15
Total	12	0.26%	3,949

Precinct	Times Cast	Registered Voters	Undervotes	Overvotes
0584 SENTRY				
EARLY VOTE	2,892	3,613	329	1
ELECTION DAY	203	3,613	38	0
PROVISIONAL	7	3,613	1	0
Total	3,102	3,613	368	1
0594 SIERRA HILLS				
EARLY VOTE	3,158	3,614	309	0
ELECTION DAY	143	3,614	27	0
PROVISIONAL	6	3,614	2	0
Total	3,307	3,614	338	0
0600 SILVER SPUR				
EARLY VOTE	4,122	4,983	444	2
ELECTION DAY	265	4,983	38	1
PROVISIONAL	6	4,983	1	0
Total	4,393	4,983	483	3
0633 STONEGATE				
EARLY VOTE	1,725	2,032	167	0
ELECTION DAY	107	2,032	11	0
PROVISIONAL	0	2,032	0	0
Total	1,832	2,032	178	0
0647 SUNDOWN				
EARLY VOTE	2,135	2,552	214	2
ELECTION DAY	125	2,552	26	0
PROVISIONAL	6	2,552	2	0
Total	2,266	2,552	242	2
0657 MCKELLIPS PARK				
EARLY VOTE	1,166	1,762	130	1
ELECTION DAY	140	1,762	23	0
PROVISIONAL	4	1,762	1	0
Total	1,310	1,762	154	1

Precinct	BOROWSKY, LISA (NON)		ORTEGA, DAVID "DAVE" (NON)	
0584 SENTRY				
EARLY VOTE	1,202	41.56%	1,356	46.89%
ELECTION DAY	103	50.74%	62	30.54%
PROVISIONAL	4	57.14%	2	28.57%
Total	1,309	42.20%	1,420	45.78%
0594 SIERRA HILLS				
EARLY VOTE	1,386	43.89%	1,461	46.26%
ELECTION DAY	85	59.44%	30	20.98%
PROVISIONAL	3	50.00%	1	16.67%
Total	1,474	44.57%	1,492	45.12%
0600 SILVER SPUR				
EARLY VOTE	1,759	42.67%	1,908	46.29%
ELECTION DAY	134	50.57%	90	33.96%
PROVISIONAL	2	33.33%	3	50.00%
Total	1,895	43.14%	2,001	45.55%
0633 STONEGATE				
EARLY VOTE	726	42.09%	831	48.17%
ELECTION DAY	59	55.14%	37	34.58%
PROVISIONAL	0		0	
Total	785	42.85%	868	47.38%
0647 SUNDOWN				
EARLY VOTE	935	43.79%	982	46.00%
ELECTION DAY	72	57.60%	27	21.60%
PROVISIONAL	2	33.33%	2	33.33%
Total	1,009	44.53%	1,011	44.62%
0657 MCKELLIPS PARK				
EARLY VOTE	391	33.53%	641	54.97%
ELECTION DAY	54	38.57%	62	44.29%
PROVISIONAL	1	25.00%	2	50.00%
Total	446	34.05%	705	53.82%

Precinct	Write-in		Total Votes
0584 SENTRY			
EARLY VOTE	4	0.14%	2,562
ELECTION DAY	0	0.00%	165
PROVISIONAL	0	0.00%	6
Total	4	0.13%	2,733
0594 SIERRA HILLS			
EARLY VOTE	2	0.06%	2,849
ELECTION DAY	1	0.70%	116
PROVISIONAL	0	0.00%	4
Total	3	0.09%	2,969
0600 SILVER SPUR			
EARLY VOTE	9	0.22%	3,676
ELECTION DAY	2	0.75%	226
PROVISIONAL	0	0.00%	5
Total	11	0.25%	3,907
0633 STONEGATE			
EARLY VOTE	1	0.06%	1,558
ELECTION DAY	0	0.00%	96
PROVISIONAL	0		0
Total	1	0.05%	1,654
0647 SUNDOWN			
EARLY VOTE	2	0.09%	1,919
ELECTION DAY	0	0.00%	99
PROVISIONAL	0	0.00%	4
Total	2	0.09%	2,022
0657 MCKELLIPS PARK			
EARLY VOTE	3	0.26%	1,035
ELECTION DAY	1	0.71%	117
PROVISIONAL	0	0.00%	3
Total	4	0.31%	1,155

Precinct	Times Cast	Registered Voters	Undervotes	Overvotes
0660 SUTTON				
EARLY VOTE	1,595	2,018	158	0
ELECTION DAY	114	2,018	20	0
PROVISIONAL	1	2,018	0	0
Total	1,710	2,018	178	0
0666 TERRAVITA				
EARLY VOTE	4,308	4,869	403	0
ELECTION DAY	165	4,869	23	0
PROVISIONAL	1	4,869	0	0
Total	4,474	4,869	426	0
0698 VIRGINIA				
EARLY VOTE	2,237	3,133	222	0
ELECTION DAY	198	3,133	39	0
PROVISIONAL	11	3,133	3	0
Total	2,446	3,133	264	0
0722 WESTWORLD				
EARLY VOTE	5,625	6,578	584	1
ELECTION DAY	248	6,578	31	0
PROVISIONAL	1	6,578	0	0
Total	5,874	6,578	615	1
0726 WHITTON				
EARLY VOTE	328	402	31	0
ELECTION DAY	23	402	4	0
PROVISIONAL	0	402	0	0
Total	351	402	35	0
0747 YUMA				
EARLY VOTE	1,685	2,234	163	1
ELECTION DAY	128	2,234	18	0
PROVISIONAL	5	2,234	0	0
Total	1,818	2,234	181	1
Election Wide - Total	156,676	181,629	17,256	36
County - Total	156,676	181,629	17,256	36

Precinct	BOROWSKY, LISA (NON)		ORTEGA, DAVID "DAVE" (NON)	
0660 SUTTON				
EARLY VOTE	641	40.19%	790	49.53%
ELECTION DAY	67	58.77%	27	23.68%
PROVISIONAL	0	0.00%	1	100.00%
Total	708	41.40%	818	47.84%
0666 TERRAVITA				
EARLY VOTE	1,978	45.91%	1,917	44.50%
ELECTION DAY	94	56.97%	48	29.09%
PROVISIONAL	0	0.00%	1	100.00%
Total	2,072	46.31%	1,966	43.94%
0698 VIRGINIA				
EARLY VOTE	791	35.36%	1,219	54.49%
ELECTION DAY	81	40.91%	78	39.39%
PROVISIONAL	4	36.36%	4	36.36%
Total	876	35.81%	1,301	53.19%
0722 WESTWORLD				
EARLY VOTE	2,281	40.55%	2,745	48.80%
ELECTION DAY	134	54.03%	83	33.47%
PROVISIONAL	0	0.00%	1	100.00%
Total	2,415	41.11%	2,829	48.16%
0726 WHITTON				
EARLY VOTE	152	46.34%	145	44.21%
ELECTION DAY	12	52.17%	7	30.43%
PROVISIONAL	0		0	
Total	164	46.72%	152	43.30%
0747 YUMA				
EARLY VOTE	603	35.79%	914	54.24%
ELECTION DAY	64	50.00%	46	35.94%
PROVISIONAL	3	60.00%	2	40.00%
Total	670	36.85%	962	52.92%
Election Wide - Total	66,571	42.49%	72,467	46.25%
County - Total	66,571	42.49%	72,467	46.25%

Precinct	Write-in		Total Votes
0660 SUTTON			
EARLY VOTE	6	0.38%	1,437
ELECTION DAY	0	0.00%	94
PROVISIONAL	0	0.00%	1
Total	6	0.35%	1,532
0666 TERRAVITA			
EARLY VOTE	10	0.23%	3,905
ELECTION DAY	0	0.00%	142
PROVISIONAL	0	0.00%	1
Total	10	0.22%	4,048
0698 VIRGINIA			
EARLY VOTE	5	0.22%	2,015
ELECTION DAY	0	0.00%	159
PROVISIONAL	0	0.00%	8
Total	5	0.20%	2,182
0722 WESTWORLD			
EARLY VOTE	14	0.25%	5,040
ELECTION DAY	0	0.00%	217
PROVISIONAL	0	0.00%	1
Total	14	0.24%	5,258
0726 WHITTON			
EARLY VOTE	0	0.00%	297
ELECTION DAY	0	0.00%	19
PROVISIONAL	0		0
Total	0	0.00%	316
0747 YUMA			
EARLY VOTE	4	0.24%	1,521
ELECTION DAY	0	0.00%	110
PROVISIONAL	0	0.00%	5
Total	4	0.22%	1,636
Election Wide - Total	346	0.22%	139,384
County - Total	346	0.22%	139,384

Scottsdale-Councilmember (Vote for 3)

Precinct	Times Cast	Registered Voters	Undervotes	Overvotes
County				
Election Wide				
0041 BARNES				
EARLY VOTE	1,796	2,197	1,559	0
ELECTION DAY	100	2,197	120	0
PROVISIONAL	3	2,197	4	0
Total	1,899	2,197	1,683	0
0060 BRONCO				
EARLY VOTE	3,167	3,765	2,865	2
ELECTION DAY	217	3,765	270	0
PROVISIONAL	2	3,765	3	0
Total	3,386	3,765	3,138	2
0070 CACTUS GLEN				
EARLY VOTE	2,443	3,009	2,197	0
ELECTION DAY	185	3,009	225	0
PROVISIONAL	4	3,009	5	0
Total	2,632	3,009	2,427	0
0108 CIELO				
EARLY VOTE	2,996	3,565	2,691	2
ELECTION DAY	187	3,565	249	0
PROVISIONAL	9	3,565	10	0
Total	3,192	3,565	2,950	2
0120 COCOPAH				
EARLY VOTE	1,622	2,073	1,530	3
ELECTION DAY	143	2,073	150	0
PROVISIONAL	3	2,073	6	0
Total	1,768	2,073	1,686	3

Precinct	CAPUTI, TAMMY (NON)		DURHAM, TOM (NON)	
County				
Election Wide				
0041 BARNES				
EARLY VOTE	651	12.08%	701	13.01%
ELECTION DAY	20	6.67%	38	12.67%
PROVISIONAL	0	0.00%	0	0.00%
Total	671	11.78%	739	12.97%
0060 BRONCO				
EARLY VOTE	1,374	14.46%	1,338	14.08%
ELECTION DAY	76	11.67%	83	12.75%
PROVISIONAL	1	16.67%	1	16.67%
Total	1,451	14.28%	1,422	14.00%
0070 CACTUS GLEN				
EARLY VOTE	955	13.03%	898	12.25%
ELECTION DAY	63	11.35%	51	9.19%
PROVISIONAL	2	16.67%	2	16.67%
Total	1,020	12.92%	951	12.04%
0108 CIELO				
EARLY VOTE	1,134	12.62%	1,103	12.27%
ELECTION DAY	54	9.63%	53	9.45%
PROVISIONAL	2	7.41%	5	18.52%
Total	1,190	12.43%	1,161	12.12%
0120 COCOPAH				
EARLY VOTE	615	12.64%	537	11.04%
ELECTION DAY	37	8.62%	43	10.02%
PROVISIONAL	0	0.00%	0	0.00%
Total	652	12.29%	580	10.94%

Precinct	JANIK, BETTY (NON)		LINNIG, BECCA (NON)		LITTLE, JOHN (NON)		PHILLIPS, GUY (NON)		Write-in		Total Votes
County											
Election Wide											
0041 BARNES											
EARLY VOTE	859	15.94%	468	8.69%	677	12.56%	464	8.61%	9	0.17%	3,829
ELECTION DAY	32	10.67%	21	7.00%	28	9.33%	41	13.67%	0	0.00%	180
PROVISIONAL	0	0.00%	2	22.22%	2	22.22%	1	11.11%	0	0.00%	5
Total	891	15.64%	491	8.62%	707	12.41%	506	8.88%	9	0.16%	4,014
0060 BRONCO											
EARLY VOTE	1,327	13.97%	684	7.20%	976	10.27%	912	9.60%	19	0.20%	6,630
ELECTION DAY	60	9.22%	32	4.92%	57	8.76%	72	11.06%	1	0.15%	381
PROVISIONAL	0	0.00%	0	0.00%	0	0.00%	1	16.67%	0	0.00%	3
Total	1,387	13.65%	716	7.05%	1,033	10.17%	985	9.70%	20	0.20%	7,014
0070 CACTUS GLEN											
EARLY VOTE	914	12.47%	571	7.79%	1,035	14.12%	751	10.25%	8	0.11%	5,132
ELECTION DAY	33	5.95%	34	6.13%	61	10.99%	86	15.50%	2	0.36%	330
PROVISIONAL	1	8.33%	1	8.33%	0	0.00%	1	8.33%	0	0.00%	7
Total	948	12.01%	606	7.67%	1,096	13.88%	838	10.61%	10	0.13%	5,469
0108 CIELO											
EARLY VOTE	1,227	13.65%	749	8.33%	1,194	13.28%	875	9.74%	9	0.10%	6,291
ELECTION DAY	54	9.63%	32	5.70%	59	10.52%	59	10.52%	1	0.18%	312
PROVISIONAL	2	7.41%	2	7.41%	3	11.11%	3	11.11%	0	0.00%	17
Total	1,283	13.40%	783	8.18%	1,256	13.12%	937	9.78%	10	0.10%	6,620
0120 COCOPAH											
EARLY VOTE	633	13.01%	389	7.99%	617	12.68%	527	10.83%	9	0.18%	3,327
ELECTION DAY	42	9.79%	36	8.39%	49	11.42%	66	15.38%	6	1.40%	279
PROVISIONAL	1	11.11%	0	0.00%	1	11.11%	1	11.11%	0	0.00%	3
Total	676	12.75%	425	8.01%	667	12.58%	594	11.20%	15	0.28%	3,609

Precinct	Times Cast	Registered Voters	Undervotes	Overvotes
0140 CORONADO				
EARLY VOTE	2,786	3,743	2,659	3
ELECTION DAY	224	3,743	340	0
PROVISIONAL	10	3,743	8	0
Total	3,020	3,743	3,007	3
0167 DC RANCH				
EARLY VOTE	6,262	7,553	6,201	2
ELECTION DAY	398	7,553	516	0
PROVISIONAL	11	7,553	15	0
Total	6,671	7,553	6,732	2
0170 DEERVIEW				
EARLY VOTE	847	1,162	1,061	0
ELECTION DAY	87	1,162	127	0
PROVISIONAL	1	1,162	3	0
Total	935	1,162	1,191	0
0171 DEL JOYA				
EARLY VOTE	3,070	3,499	2,699	6
ELECTION DAY	127	3,499	193	0
PROVISIONAL	5	3,499	8	0
Total	3,202	3,499	2,900	6
0179 DESERT HIGHLANDS				
EARLY VOTE	2,735	3,166	2,730	2
ELECTION DAY	123	3,166	169	0
PROVISIONAL	1	3,166	3	0
Total	2,859	3,166	2,902	2
0200 DREYFUS				
EARLY VOTE	2,278	2,832	2,064	0
ELECTION DAY	156	2,832	230	0
PROVISIONAL	8	2,832	15	0
Total	2,442	2,832	2,309	0

Precinct	CAPUTI, TAMMY (NON)		DURHAM, TOM (NON)	
0140 CORONADO				
EARLY VOTE	1,039	12.43%	954	11.41%
ELECTION DAY	52	7.74%	38	5.65%
PROVISIONAL	4	13.33%	4	13.33%
Total	1,095	12.09%	996	10.99%
0167 DC RANCH				
EARLY VOTE	2,454	13.06%	2,557	13.61%
ELECTION DAY	113	9.46%	137	11.47%
PROVISIONAL	5	15.15%	3	9.09%
Total	2,572	12.85%	2,697	13.48%
0170 DEERVIEW				
EARLY VOTE	278	10.94%	279	10.98%
ELECTION DAY	24	9.20%	21	8.05%
PROVISIONAL	0	0.00%	0	0.00%
Total	302	10.77%	300	10.70%
0171 DEL JOYA				
EARLY VOTE	1,297	14.08%	1,222	13.27%
ELECTION DAY	28	7.35%	43	11.29%
PROVISIONAL	3	20.00%	0	0.00%
Total	1,328	13.82%	1,265	13.17%
0179 DESERT HIGHLANDS				
EARLY VOTE	916	11.16%	1,171	14.27%
ELECTION DAY	24	6.50%	47	12.74%
PROVISIONAL	0	0.00%	0	0.00%
Total	940	10.96%	1,218	14.20%
0200 DREYFUS				
EARLY VOTE	919	13.45%	852	12.47%
ELECTION DAY	34	7.26%	40	8.55%
PROVISIONAL	2	8.33%	1	4.17%
Total	955	13.04%	893	12.19%

Precinct	JANIK, BETTY (NON)		LINNIG, BECCA (NON)		LITTLE, JOHN (NON)		PHILLIPS, GUY (NON)		Write-in		Total Votes
0140 CORONADO											
EARLY VOTE	1,132	13.54%	899	10.76%	1,032	12.35%	616	7.37%	18	0.22%	5,690
ELECTION DAY	50	7.44%	33	4.91%	73	10.86%	85	12.65%	1	0.15%	332
PROVISIONAL	3	10.00%	2	6.67%	4	13.33%	5	16.67%	0	0.00%	22
Total	1,185	13.08%	934	10.31%	1,109	12.24%	706	7.79%	19	0.21%	6,044
0167 DC RANCH											
EARLY VOTE	2,567	13.66%	1,329	7.07%	1,982	10.55%	1,658	8.83%	32	0.17%	12,579
ELECTION DAY	105	8.79%	63	5.28%	109	9.13%	147	12.31%	4	0.34%	678
PROVISIONAL	3	9.09%	3	9.09%	3	9.09%	1	3.03%	0	0.00%	18
Total	2,675	13.37%	1,395	6.97%	2,094	10.46%	1,806	9.02%	36	0.18%	13,275
0170 DEERVIEW											
EARLY VOTE	265	10.43%	187	7.36%	238	9.37%	228	8.97%	5	0.20%	1,480
ELECTION DAY	19	7.28%	20	7.66%	22	8.43%	28	10.73%	0	0.00%	134
PROVISIONAL	0	0.00%	0	0.00%	0	0.00%	0	0.00%	0	0.00%	0
Total	284	10.12%	207	7.38%	260	9.27%	256	9.13%	5	0.18%	1,614
0171 DEL JOYA											
EARLY VOTE	1,196	12.99%	687	7.46%	1,217	13.21%	868	9.42%	6	0.07%	6,493
ELECTION DAY	20	5.25%	19	4.99%	30	7.87%	48	12.60%	0	0.00%	188
PROVISIONAL	2	13.33%	1	6.67%	1	6.67%	0	0.00%	0	0.00%	7
Total	1,218	12.68%	707	7.36%	1,248	12.99%	916	9.54%	6	0.06%	6,688
0179 DESERT HIGHLANDS											
EARLY VOTE	1,058	12.89%	515	6.28%	898	10.94%	898	10.94%	13	0.16%	5,469
ELECTION DAY	32	8.67%	20	5.42%	27	7.32%	50	13.55%	0	0.00%	200
PROVISIONAL	0	0.00%	0	0.00%	0	0.00%	0	0.00%	0	0.00%	0
Total	1,090	12.71%	535	6.24%	925	10.78%	948	11.05%	13	0.15%	5,669
0200 DREYFUS											
EARLY VOTE	916	13.40%	550	8.05%	817	11.95%	705	10.32%	11	0.16%	4,770
ELECTION DAY	30	6.41%	28	5.98%	47	10.04%	56	11.97%	3	0.64%	238
PROVISIONAL	1	4.17%	1	4.17%	3	12.50%	1	4.17%	0	0.00%	9
Total	947	12.93%	579	7.90%	867	11.83%	762	10.40%	14	0.19%	5,017

Precinct	Times Cast	Registered Voters	Undervotes	Overvotes
0271 GRANITE MOUNTAIN				
EARLY VOTE	3,876	4,339	3,830	2
ELECTION DAY	161	4,339	197	0
PROVISIONAL	6	4,339	9	0
Total	4,043	4,339	4,036	2
0272 GRAYHAWK				
EARLY VOTE	2,185	2,518	2,215	1
ELECTION DAY	130	2,518	187	1
PROVISIONAL	3	2,518	7	0
Total	2,318	2,518	2,409	2
0319 HUALAPAI				
EARLY VOTE	4,189	5,191	4,257	2
ELECTION DAY	297	5,191	455	0
PROVISIONAL	5	5,191	10	0
Total	4,491	5,191	4,722	2
0320 HUBBELL				
EARLY VOTE	1,577	2,132	1,405	3
ELECTION DAY	141	2,132	184	0
PROVISIONAL	3	2,132	8	0
Total	1,721	2,132	1,597	3
0361 LAUREL				
EARLY VOTE	1,507	1,852	1,287	1
ELECTION DAY	104	1,852	134	0
PROVISIONAL	2	1,852	3	0
Total	1,613	1,852	1,424	1
0375 LOMA VERDES				
EARLY VOTE	1,847	2,167	1,810	2
ELECTION DAY	106	2,167	132	0
PROVISIONAL	5	2,167	6	0
Total	1,958	2,167	1,948	2

Precinct	CAPUTI, TAMMY (NON)		DURHAM, TOM (NON)	
0271 GRANITE MOUNTAIN				
EARLY VOTE	1,262	10.85%	1,822	15.67%
ELECTION DAY	30	6.21%	71	14.70%
PROVISIONAL	1	5.56%	2	11.11%
Total	1,293	10.66%	1,895	15.62%
0272 GRAYHAWK				
EARLY VOTE	835	12.74%	831	12.68%
ELECTION DAY	31	7.95%	42	10.77%
PROVISIONAL	0	0.00%	1	11.11%
Total	866	12.45%	874	12.57%
0319 HUALAPAI				
EARLY VOTE	1,654	13.16%	1,473	11.72%
ELECTION DAY	66	7.41%	81	9.09%
PROVISIONAL	2	13.33%	0	0.00%
Total	1,722	12.78%	1,554	11.53%
0320 HUBBELL				
EARLY VOTE	575	12.15%	586	12.39%
ELECTION DAY	27	6.38%	57	13.48%
PROVISIONAL	0	0.00%	0	0.00%
Total	602	11.66%	643	12.45%
0361 LAUREL				
EARLY VOTE	578	12.78%	604	13.36%
ELECTION DAY	30	9.62%	36	11.54%
PROVISIONAL	0	0.00%	1	16.67%
Total	608	12.56%	641	13.25%
0375 LOMA VERDES				
EARLY VOTE	623	11.24%	789	14.24%
ELECTION DAY	19	5.97%	52	16.35%
PROVISIONAL	0	0.00%	3	20.00%
Total	642	10.93%	844	14.37%

Precinct	JANIK, BETTY (NON)		LINNIG, BECCA (NON)		LITTLE, JOHN (NON)		PHILLIPS, GUY (NON)		Write-in		Total Votes
0271 GRANITE MOUNTAIN											
EARLY VOTE	1,281	11.02%	620	5.33%	1,146	9.86%	1,648	14.17%	13	0.11%	7,792
ELECTION DAY	41	8.49%	16	3.31%	44	9.11%	84	17.39%	0	0.00%	286
PROVISIONAL	0	0.00%	1	5.56%	1	5.56%	4	22.22%	0	0.00%	9
Total	1,322	10.90%	637	5.25%	1,191	9.82%	1,736	14.31%	13	0.11%	8,087
0272 GRAYHAWK											
EARLY VOTE	801	12.22%	464	7.08%	754	11.50%	645	9.84%	7	0.11%	4,337
ELECTION DAY	23	5.90%	14	3.59%	39	10.00%	51	13.08%	0	0.00%	200
PROVISIONAL	0	0.00%	0	0.00%	0	0.00%	1	11.11%	0	0.00%	2
Total	824	11.85%	478	6.87%	793	11.40%	697	10.02%	7	0.10%	4,539
0319 HUALAPAI											
EARLY VOTE	1,499	11.93%	965	7.68%	1,425	11.34%	1,275	10.15%	13	0.10%	8,304
ELECTION DAY	56	6.29%	44	4.94%	70	7.86%	117	13.13%	2	0.22%	436
PROVISIONAL	1	6.67%	0	0.00%	1	6.67%	1	6.67%	0	0.00%	5
Total	1,556	11.55%	1,009	7.49%	1,496	11.10%	1,393	10.34%	15	0.11%	8,745
0320 HUBBELL											
EARLY VOTE	699	14.77%	491	10.38%	572	12.09%	386	8.16%	8	0.17%	3,317
ELECTION DAY	45	10.64%	28	6.62%	32	7.57%	50	11.82%	0	0.00%	239
PROVISIONAL	0	0.00%	0	0.00%	1	11.11%	0	0.00%	0	0.00%	1
Total	744	14.41%	519	10.05%	605	11.72%	436	8.44%	8	0.15%	3,557
0361 LAUREL											
EARLY VOTE	598	13.23%	381	8.43%	584	12.92%	480	10.62%	6	0.13%	3,231
ELECTION DAY	23	7.37%	22	7.05%	25	8.01%	42	13.46%	0	0.00%	178
PROVISIONAL	0	0.00%	1	16.67%	0	0.00%	1	16.67%	0	0.00%	3
Total	621	12.83%	404	8.35%	609	12.59%	523	10.81%	6	0.12%	3,412
0375 LOMA VERDES											
EARLY VOTE	721	13.01%	426	7.69%	576	10.40%	583	10.52%	7	0.13%	3,725
ELECTION DAY	31	9.75%	19	5.97%	20	6.29%	45	14.15%	0	0.00%	186
PROVISIONAL	2	13.33%	0	0.00%	1	6.67%	3	20.00%	0	0.00%	9
Total	754	12.84%	445	7.58%	597	10.16%	631	10.74%	7	0.12%	3,920

Precinct	Times Cast	Registered Voters	Undervotes	Overvotes
0399 MARICOPA				
EARLY VOTE	2,351	3,211	2,209	3
ELECTION DAY	207	3,211	282	0
PROVISIONAL	8	3,211	9	0
Total	2,566	3,211	2,500	3
0410 MCCORMICK RANCH				
EARLY VOTE	5,213	6,309	4,685	3
ELECTION DAY	273	6,309	393	0
PROVISIONAL	3	6,309	0	0
Total	5,489	6,309	5,078	3
0411 MCDONALD				
EARLY VOTE	830	1,043	820	2
ELECTION DAY	44	1,043	68	0
PROVISIONAL	0	1,043	0	0
Total	874	1,043	888	2
0413 SUPAI				
EARLY VOTE	2,799	3,985	2,992	1
ELECTION DAY	330	3,985	460	2
PROVISIONAL	13	3,985	13	0
Total	3,142	3,985	3,465	3
0425 MIRADA				
EARLY VOTE	4,207	5,691	4,393	2
ELECTION DAY	363	5,691	529	1
PROVISIONAL	8	5,691	12	0
Total	4,578	5,691	4,934	3
0429 MOHAVE				
EARLY VOTE	2,979	3,861	2,833	6
ELECTION DAY	208	3,861	302	0
PROVISIONAL	1	3,861	2	0
Total	3,188	3,861	3,137	6

Precinct	CAPUTI, TAMMY (NON)		DURHAM, TOM (NON)	
0399 MARICOPA				
EARLY VOTE	918	13.02%	760	10.78%
ELECTION DAY	47	7.57%	61	9.82%
PROVISIONAL	1	4.17%	5	20.83%
Total	966	12.55%	826	10.73%
0410 MCCORMICK RANCH				
EARLY VOTE	2,161	13.82%	1,818	11.62%
ELECTION DAY	64	7.81%	75	9.16%
PROVISIONAL	2	22.22%	1	11.11%
Total	2,227	13.52%	1,894	11.50%
0411 MCDONALD				
EARLY VOTE	287	11.53%	252	10.12%
ELECTION DAY	10	7.58%	12	9.09%
PROVISIONAL	0		0	
Total	297	11.33%	264	10.07%
0413 SUPAI				
EARLY VOTE	1,018	12.12%	795	9.47%
ELECTION DAY	76	7.68%	79	7.98%
PROVISIONAL	4	10.26%	2	5.13%
Total	1,098	11.65%	876	9.29%
0425 MIRADA				
EARLY VOTE	1,707	13.53%	1,321	10.47%
ELECTION DAY	77	7.07%	97	8.91%
PROVISIONAL	1	4.17%	2	8.33%
Total	1,785	13.00%	1,420	10.34%
0429 MOHAVE				
EARLY VOTE	1,147	12.83%	956	10.70%
ELECTION DAY	36	5.77%	57	9.13%
PROVISIONAL	0	0.00%	0	0.00%
Total	1,183	12.37%	1,013	10.59%

Precinct	JANIK, BETTY (NON)		LINNIG, BECCA (NON)		LITTLE, JOHN (NON)		PHILLIPS, GUY (NON)		Write-in		Total Votes
0399 MARICOPA											
EARLY VOTE	891	12.63%	727	10.31%	934	13.24%	586	8.31%	19	0.27%	4,835
ELECTION DAY	45	7.25%	34	5.48%	65	10.47%	87	14.01%	0	0.00%	339
PROVISIONAL	0	0.00%	0	0.00%	4	16.67%	5	20.83%	0	0.00%	15
Total	936	12.16%	761	9.89%	1,003	13.03%	678	8.81%	19	0.25%	5,189
0410 MCCORMICK RANCH											
EARLY VOTE	1,946	12.44%	1,469	9.39%	2,076	13.27%	1,457	9.32%	18	0.12%	10,945
ELECTION DAY	60	7.33%	53	6.47%	65	7.94%	108	13.19%	1	0.12%	426
PROVISIONAL	1	11.11%	2	22.22%	2	22.22%	1	11.11%	0	0.00%	9
Total	2,007	12.19%	1,524	9.25%	2,143	13.01%	1,566	9.51%	19	0.12%	11,380
0411 MCDONALD											
EARLY VOTE	330	13.25%	244	9.80%	331	13.29%	217	8.71%	3	0.12%	1,664
ELECTION DAY	11	8.33%	3	2.27%	11	8.33%	17	12.88%	0	0.00%	64
PROVISIONAL	0		0		0		0		0		0
Total	341	13.01%	247	9.42%	342	13.04%	234	8.92%	3	0.11%	1,728
0413 SUPAI											
EARLY VOTE	1,050	12.50%	840	10.00%	1,009	12.02%	668	7.96%	22	0.26%	5,402
ELECTION DAY	84	8.48%	90	9.09%	100	10.10%	92	9.29%	3	0.30%	524
PROVISIONAL	5	12.82%	5	12.82%	3	7.69%	4	10.26%	3	7.69%	26
Total	1,139	12.08%	935	9.92%	1,112	11.80%	764	8.11%	28	0.30%	5,952
0425 MIRADA											
EARLY VOTE	1,494	11.84%	1,038	8.22%	1,482	11.74%	1,150	9.11%	30	0.24%	8,222
ELECTION DAY	82	7.53%	69	6.34%	98	9.00%	130	11.94%	4	0.37%	557
PROVISIONAL	2	8.33%	1	4.17%	3	12.50%	3	12.50%	0	0.00%	12
Total	1,578	11.49%	1,108	8.07%	1,583	11.53%	1,283	9.34%	34	0.25%	8,791
0429 MOHAVE											
EARLY VOTE	1,109	12.41%	932	10.43%	1,179	13.19%	750	8.39%	13	0.15%	6,086
ELECTION DAY	53	8.49%	41	6.57%	76	12.18%	59	9.46%	0	0.00%	322
PROVISIONAL	0	0.00%	0	0.00%	0	0.00%	1	33.33%	0	0.00%	1
Total	1,162	12.15%	973	10.17%	1,255	13.12%	810	8.47%	13	0.14%	6,409

Precinct	Times Cast	Registered Voters	Undervotes	Overvotes
0442 MUSTANG				
EARLY VOTE	3,569	4,379	3,109	4
ELECTION DAY	223	4,379	300	0
PROVISIONAL	2	4,379	6	0
Total	3,794	4,379	3,415	4
0469 PAIUTE				
EARLY VOTE	3,363	4,756	3,626	4
ELECTION DAY	432	4,756	644	0
PROVISIONAL	14	4,756	26	0
Total	3,809	4,756	4,296	4
0486 PARK MEADOWS				
EARLY VOTE	1,238	1,522	1,073	2
ELECTION DAY	82	1,522	116	0
PROVISIONAL	3	1,522	6	0
Total	1,323	1,522	1,195	2
0489 PEAK VIEW				
EARLY VOTE	2,374	2,758	2,246	4
ELECTION DAY	140	2,758	190	0
PROVISIONAL	7	2,758	13	0
Total	2,521	2,758	2,449	4
0492 PECOS				
EARLY VOTE	4,333	5,262	3,599	2
ELECTION DAY	213	5,262	246	0
PROVISIONAL	9	5,262	12	0
Total	4,555	5,262	3,857	2
0504 PIMA				
EARLY VOTE	2,415	3,047	2,120	1
ELECTION DAY	170	3,047	232	0
PROVISIONAL	8	3,047	13	0
Total	2,593	3,047	2,365	1

Precinct	CAPUTI, TAMMY (NON)		DURHAM, TOM (NON)	
0442 MUSTANG				
EARLY VOTE	1,412	13.19%	1,379	12.88%
ELECTION DAY	50	7.47%	84	12.56%
PROVISIONAL	0	0.00%	0	0.00%
Total	1,462	12.84%	1,463	12.85%
0469 PAIUTE				
EARLY VOTE	1,313	13.01%	1,013	10.04%
ELECTION DAY	98	7.56%	123	9.49%
PROVISIONAL	3	7.14%	3	7.14%
Total	1,414	12.37%	1,139	9.97%
0486 PARK MEADOWS				
EARLY VOTE	473	12.74%	533	14.35%
ELECTION DAY	23	9.35%	15	6.10%
PROVISIONAL	1	11.11%	1	11.11%
Total	497	12.52%	549	13.83%
0489 PEAK VIEW				
EARLY VOTE	773	10.85%	1,003	14.08%
ELECTION DAY	26	6.19%	52	12.38%
PROVISIONAL	0	0.00%	3	14.29%
Total	799	10.56%	1,058	13.99%
0492 PECOS				
EARLY VOTE	1,705	13.12%	1,710	13.15%
ELECTION DAY	42	6.57%	84	13.15%
PROVISIONAL	3	11.11%	3	11.11%
Total	1,750	12.81%	1,797	13.15%
0504 PIMA				
EARLY VOTE	884	12.20%	914	12.62%
ELECTION DAY	43	8.43%	52	10.20%
PROVISIONAL	3	12.50%	2	8.33%
Total	930	11.96%	968	12.44%

Precinct	JANIK, BETTY (NON)		LINNIG, BECCA (NON)		LITTLE, JOHN (NON)		PHILLIPS, GUY (NON)		Write-In		Total Votes
0442 MUSTANG											
EARLY VOTE	1,391	12.99%	848	7.92%	1,417	13.23%	1,129	10.54%	10	0.09%	7,586
ELECTION DAY	38	5.68%	34	5.08%	62	9.27%	101	15.10%	0	0.00%	369
PROVISIONAL	0	0.00%	0	0.00%	0	0.00%	0	0.00%	0	0.00%	0
Total	1,429	12.55%	882	7.75%	1,479	12.99%	1,230	10.81%	10	0.09%	7,955
0469 PAIUTE											
EARLY VOTE	1,242	12.31%	1,010	10.01%	1,089	10.79%	758	7.51%	26	0.26%	6,451
ELECTION DAY	118	9.10%	90	6.94%	100	7.72%	123	9.49%	0	0.00%	652
PROVISIONAL	3	7.14%	1	2.38%	3	7.14%	3	7.14%	0	0.00%	16
Total	1,363	11.93%	1,101	9.64%	1,192	10.43%	884	7.74%	26	0.23%	7,119
0486 PARK MEADOWS											
EARLY VOTE	484	13.03%	249	6.70%	478	12.87%	417	11.23%	1	0.03%	2,635
ELECTION DAY	14	5.69%	14	5.69%	27	10.98%	37	15.04%	0	0.00%	130
PROVISIONAL	0	0.00%	0	0.00%	0	0.00%	1	11.11%	0	0.00%	3
Total	498	12.55%	263	6.63%	505	12.72%	455	11.46%	1	0.03%	2,768
0489 PEAK VIEW											
EARLY VOTE	982	13.79%	501	7.03%	748	10.50%	850	11.93%	7	0.10%	4,864
ELECTION DAY	40	9.52%	19	4.52%	33	7.86%	59	14.05%	1	0.24%	230
PROVISIONAL	1	4.76%	0	0.00%	1	4.76%	3	14.29%	0	0.00%	8
Total	1,023	13.53%	520	6.88%	782	10.34%	912	12.06%	8	0.11%	5,102
0492 PECOS											
EARLY VOTE	1,869	14.38%	1,214	9.34%	1,659	12.76%	1,220	9.39%	17	0.13%	9,394
ELECTION DAY	68	10.64%	39	6.10%	61	9.55%	95	14.87%	4	0.63%	393
PROVISIONAL	3	11.11%	1	3.70%	3	11.11%	2	7.41%	0	0.00%	15
Total	1,940	14.20%	1,254	9.18%	1,723	12.61%	1,317	9.64%	21	0.15%	9,802
0504 PIMA											
EARLY VOTE	932	12.86%	823	11.36%	898	12.39%	655	9.04%	16	0.22%	5,122
ELECTION DAY	46	9.02%	39	7.65%	43	8.43%	55	10.78%	0	0.00%	278
PROVISIONAL	2	8.33%	2	8.33%	1	4.17%	1	4.17%	0	0.00%	11
Total	980	12.60%	864	11.11%	942	12.11%	711	9.14%	16	0.21%	5,411

Precinct	Times Cast	Registered Voters	Undervotes	Overvotes
0505 PINE VALLEY				
EARLY VOTE	2,994	3,743	2,975	1
ELECTION DAY	215	3,743	301	0
PROVISIONAL	14	3,743	24	0
Total	3,223	3,743	3,300	1
0506 PINNACLE PEAK				
EARLY VOTE	6,282	7,163	5,385	4
ELECTION DAY	311	7,163	349	0
PROVISIONAL	8	7,163	11	0
Total	6,601	7,163	5,745	4
0507 PINNACLE WEST				
EARLY VOTE	2,926	3,383	2,809	3
ELECTION DAY	177	3,383	224	0
PROVISIONAL	4	3,383	5	0
Total	3,107	3,383	3,038	3
0519 PUEBLO				
EARLY VOTE	3,687	5,106	3,882	4
ELECTION DAY	419	5,106	645	0
PROVISIONAL	11	5,106	24	0
Total	4,117	5,106	4,551	4
0531 REDWING				
EARLY VOTE	2,749	3,597	2,505	2
ELECTION DAY	206	3,597	355	0
PROVISIONAL	4	3,597	10	0
Total	2,959	3,597	2,870	2
0534 RHODES				
EARLY VOTE	1,319	1,763	1,319	2
ELECTION DAY	156	1,763	236	0
PROVISIONAL	9	1,763	8	0
Total	1,484	1,763	1,563	2

Precinct	CAPUTI, TAMMY (NON)		DURHAM, TOM (NON)	
0505 PINE VALLEY				
EARLY VOTE	1,149	12.79%	1,084	12.07%
ELECTION DAY	38	5.89%	81	12.56%
PROVISIONAL	1	2.38%	3	7.14%
Total	1,188	12.29%	1,168	12.08%
0506 PINNACLE PEAK				
EARLY VOTE	2,151	11.41%	3,044	16.15%
ELECTION DAY	75	8.04%	151	16.18%
PROVISIONAL	1	4.17%	1	4.17%
Total	2,227	11.25%	3,196	16.14%
0507 PINNACLE WEST				
EARLY VOTE	1,183	13.48%	1,132	12.90%
ELECTION DAY	52	9.79%	73	13.75%
PROVISIONAL	0	0.00%	3	25.00%
Total	1,235	13.25%	1,208	12.96%
0519 PUEBLO				
EARLY VOTE	1,405	12.70%	1,111	10.04%
ELECTION DAY	74	5.89%	120	9.55%
PROVISIONAL	0	0.00%	2	6.06%
Total	1,479	11.97%	1,233	9.98%
0531 REDWING				
EARLY VOTE	1,112	13.48%	953	11.56%
ELECTION DAY	34	5.50%	48	7.77%
PROVISIONAL	2	16.67%	0	0.00%
Total	1,148	12.93%	1,001	11.28%
0534 RHODES				
EARLY VOTE	511	12.91%	404	10.21%
ELECTION DAY	29	6.20%	47	10.04%
PROVISIONAL	4	14.81%	4	14.81%
Total	544	12.22%	455	10.22%

Precinct	JANIK, BETTY (NON)		LINNIG, BECCA (NON)		LITTLE, JOHN (NON)		PHILLIPS, GUY (NON)		Write-in		Total Votes
0505 PINE VALLEY											
EARLY VOTE	1,108	12.34%	707	7.87%	1,071	11.92%	873	9.72%	12	0.13%	6,004
ELECTION DAY	56	8.68%	44	6.82%	48	7.44%	77	11.94%	0	0.00%	344
PROVISIONAL	4	9.52%	5	11.90%	3	7.14%	2	4.76%	0	0.00%	18
Total	1,168	12.08%	756	7.82%	1,122	11.60%	952	9.85%	12	0.12%	6,366
0506 PINNACLE PEAK											
EARLY VOTE	2,747	14.58%	1,313	6.97%	1,930	10.24%	2,257	11.98%	7	0.04%	13,449
ELECTION DAY	106	11.36%	46	4.93%	57	6.11%	148	15.86%	1	0.11%	584
PROVISIONAL	3	12.50%	2	8.33%	3	12.50%	3	12.50%	0	0.00%	13
Total	2,856	14.42%	1,361	6.87%	1,990	10.05%	2,408	12.16%	8	0.04%	14,046
0507 PINNACLE WEST											
EARLY VOTE	1,068	12.17%	625	7.12%	1,034	11.78%	910	10.37%	8	0.09%	5,960
ELECTION DAY	33	6.21%	25	4.71%	34	6.40%	88	16.57%	2	0.38%	307
PROVISIONAL	1	8.33%	0	0.00%	0	0.00%	3	25.00%	0	0.00%	7
Total	1,102	11.82%	650	6.97%	1,068	11.46%	1,001	10.74%	10	0.11%	6,274
0519 PUEBLO											
EARLY VOTE	1,395	12.61%	1,020	9.22%	1,336	12.08%	870	7.87%	30	0.27%	7,167
ELECTION DAY	100	7.96%	67	5.33%	99	7.88%	151	12.01%	1	0.08%	612
PROVISIONAL	1	3.03%	2	6.06%	1	3.03%	3	9.09%	0	0.00%	9
Total	1,496	12.11%	1,089	8.82%	1,436	11.63%	1,024	8.29%	31	0.25%	7,788
0531 REDWING											
EARLY VOTE	1,065	12.91%	868	10.53%	1,053	12.77%	668	8.10%	17	0.21%	5,736
ELECTION DAY	37	5.99%	39	6.31%	37	5.99%	65	10.52%	3	0.49%	263
PROVISIONAL	0	0.00%	0	0.00%	0	0.00%	0	0.00%	0	0.00%	2
Total	1,102	12.41%	907	10.22%	1,090	12.28%	733	8.26%	20	0.23%	6,001
0534 RHODES											
EARLY VOTE	506	12.79%	366	9.25%	481	12.16%	361	9.12%	3	0.08%	2,632
ELECTION DAY	36	7.69%	28	5.98%	39	8.33%	51	10.90%	2	0.43%	232
PROVISIONAL	2	7.41%	3	11.11%	2	7.41%	4	14.81%	0	0.00%	19
Total	544	12.22%	397	8.92%	522	11.73%	416	9.34%	5	0.11%	2,883

Precinct	Times Cast	Registered Voters	Undervotes	Overvotes
0537 RIO MONTANA				
EARLY VOTE	2,245	2,652	1,823	3
ELECTION DAY	129	2,652	193	0
PROVISIONAL	4	2,652	7	0
Total	2,378	2,652	2,023	3
0562 SALT RIVER				
EARLY VOTE	2,332	3,043	2,204	1
ELECTION DAY	159	3,043	205	0
PROVISIONAL	7	3,043	3	0
Total	2,498	3,043	2,412	1
0570 SAN SIMON				
EARLY VOTE	1,244	1,514	1,138	3
ELECTION DAY	71	1,514	101	0
PROVISIONAL	6	1,514	11	0
Total	1,321	1,514	1,250	3
0571 SAN VICTOR				
EARLY VOTE	2,112	2,710	2,119	2
ELECTION DAY	152	2,710	209	0
PROVISIONAL	13	2,710	19	0
Total	2,277	2,710	2,347	2
0577 SANTO				
EARLY VOTE	2,542	3,111	2,372	3
ELECTION DAY	164	3,111	244	0
PROVISIONAL	3	3,111	4	0
Total	2,709	3,111	2,620	3
0580 SCOTTSDALE				
EARLY VOTE	4,212	5,467	4,670	3
ELECTION DAY	307	5,467	469	0
PROVISIONAL	18	5,467	35	0
Total	4,537	5,467	5,174	3

Precinct	CAPUTI, TAMMY (NON)		DURHAM, TOM (NON)	
0537 RIO MONTANA				
EARLY VOTE	963	14.30%	904	13.42%
ELECTION DAY	21	5.43%	43	11.11%
PROVISIONAL	1	8.33%	0	0.00%
Total	985	13.81%	947	13.27%
0562 SALT RIVER				
EARLY VOTE	911	13.02%	698	9.98%
ELECTION DAY	39	8.18%	46	9.64%
PROVISIONAL	4	19.05%	5	23.81%
Total	954	12.73%	749	9.99%
0570 SAN SIMON				
EARLY VOTE	515	13.80%	485	13.00%
ELECTION DAY	10	4.69%	19	8.92%
PROVISIONAL	0	0.00%	2	11.11%
Total	525	13.25%	506	12.77%
0571 SAN VICTOR				
EARLY VOTE	851	13.43%	714	11.27%
ELECTION DAY	39	8.55%	40	8.77%
PROVISIONAL	4	10.26%	3	7.69%
Total	894	13.09%	757	11.08%
0577 SANTO				
EARLY VOTE	991	13.00%	914	11.99%
ELECTION DAY	28	5.69%	41	8.33%
PROVISIONAL	1	11.11%	2	22.22%
Total	1,020	12.55%	957	11.78%
0580 SCOTTSDALE				
EARLY VOTE	1,644	13.01%	1,302	10.30%
ELECTION DAY	60	6.51%	94	10.21%
PROVISIONAL	4	7.41%	1	1.85%
Total	1,708	12.55%	1,397	10.26%

Precinct	JANIK, BETTY (NON)		LINNIG, BECCA (NON)		LITTLE, JOHN (NON)		PHILLIPS, GUY (NON)		Write-in		Total Votes
0537 RIO MONTANA											
EARLY VOTE	842	12.50%	595	8.83%	884	13.13%	698	10.36%	17	0.25%	4,903
ELECTION DAY	35	9.04%	9	2.33%	34	8.79%	52	13.44%	0	0.00%	194
PROVISIONAL	0	0.00%	1	8.33%	3	25.00%	0	0.00%	0	0.00%	5
Total	877	12.29%	605	8.48%	921	12.91%	750	10.51%	17	0.24%	5,102
0562 SALT RIVER											
EARLY VOTE	954	13.64%	777	11.11%	834	11.92%	603	8.62%	12	0.17%	4,789
ELECTION DAY	40	8.39%	42	8.81%	41	8.60%	60	12.58%	4	0.84%	272
PROVISIONAL	2	9.52%	3	14.29%	1	4.76%	3	14.29%	0	0.00%	18
Total	996	13.29%	822	10.97%	876	11.69%	666	8.89%	16	0.21%	5,079
0570 SAN SIMON											
EARLY VOTE	495	13.26%	324	8.68%	463	12.41%	298	7.98%	5	0.13%	2,585
ELECTION DAY	17	7.98%	13	6.10%	18	8.45%	35	16.43%	0	0.00%	112
PROVISIONAL	1	5.56%	1	5.56%	1	5.56%	2	11.11%	0	0.00%	7
Total	513	12.94%	338	8.53%	482	12.16%	335	8.45%	5	0.13%	2,704
0571 SAN VICTOR											
EARLY VOTE	831	13.12%	499	7.88%	733	11.57%	570	9.00%	13	0.21%	4,211
ELECTION DAY	36	7.89%	24	5.26%	46	10.09%	62	13.60%	0	0.00%	247
PROVISIONAL	6	15.38%	4	10.26%	1	2.56%	2	5.13%	0	0.00%	20
Total	873	12.78%	527	7.71%	780	11.42%	634	9.28%	13	0.19%	4,478
0577 SANTO											
EARLY VOTE	938	12.30%	606	7.95%	1,006	13.19%	776	10.18%	14	0.18%	5,245
ELECTION DAY	28	5.69%	37	7.52%	42	8.54%	72	14.63%	0	0.00%	248
PROVISIONAL	1	11.11%	0	0.00%	0	0.00%	1	11.11%	0	0.00%	5
Total	967	11.90%	643	7.91%	1,048	12.90%	849	10.45%	14	0.17%	5,498
0580 SCOTTSDALE											
EARLY VOTE	1,420	11.24%	1,012	8.01%	1,456	11.52%	1,096	8.67%	27	0.21%	7,957
ELECTION DAY	69	7.49%	38	4.13%	72	7.82%	118	12.81%	1	0.11%	452
PROVISIONAL	5	9.26%	2	3.70%	3	5.56%	3	5.56%	1	1.85%	19
Total	1,494	10.98%	1,052	7.73%	1,531	11.25%	1,217	8.94%	29	0.21%	8,428

Precinct	Times Cast	Registered Voters	Undervotes	Overvotes
0584 SENTRY				
EARLY VOTE	2,892	3,613	2,812	3
ELECTION DAY	203	3,613	295	0
PROVISIONAL	7	3,613	12	0
Total	3,102	3,613	3,119	3
0594 SIERRA HILLS				
EARLY VOTE	3,158	3,614	2,707	4
ELECTION DAY	143	3,614	187	0
PROVISIONAL	6	3,614	12	0
Total	3,307	3,614	2,906	4
0600 SILVER SPUR				
EARLY VOTE	4,122	4,983	3,736	3
ELECTION DAY	265	4,983	312	0
PROVISIONAL	6	4,983	7	0
Total	4,393	4,983	4,055	3
0633 STONEGATE				
EARLY VOTE	1,725	2,032	1,618	1
ELECTION DAY	107	2,032	115	0
PROVISIONAL	0	2,032	0	0
Total	1,832	2,032	1,733	1
0647 SUNDOWN				
EARLY VOTE	2,135	2,552	2,163	4
ELECTION DAY	125	2,552	199	0
PROVISIONAL	6	2,552	16	0
Total	2,266	2,552	2,378	4
0657 MCKELLIPS PARK				
EARLY VOTE	1,166	1,762	989	1
ELECTION DAY	140	1,762	212	0
PROVISIONAL	4	1,762	8	0
Total	1,310	1,762	1,209	1

Precinct	CAPUTI, TAMMY (NON)		DURHAM, TOM (NON)	
0584 SENTRY				
EARLY VOTE	1,076	12.40%	1,039	11.98%
ELECTION DAY	38	6.24%	50	8.21%
PROVISIONAL	2	9.52%	2	9.52%
Total	1,116	11.99%	1,091	11.72%
0594 SIERRA HILLS				
EARLY VOTE	1,338	14.12%	1,162	12.27%
ELECTION DAY	28	6.53%	50	11.66%
PROVISIONAL	1	5.56%	1	5.56%
Total	1,367	13.78%	1,213	12.23%
0600 SILVER SPUR				
EARLY VOTE	1,637	13.24%	1,538	12.44%
ELECTION DAY	66	8.30%	80	10.06%
PROVISIONAL	1	5.56%	2	11.11%
Total	1,704	12.93%	1,620	12.29%
0633 STONEGATE				
EARLY VOTE	652	12.60%	671	12.97%
ELECTION DAY	24	7.48%	51	15.89%
PROVISIONAL	0		0	
Total	676	12.30%	722	13.14%
0647 SUNDOWN				
EARLY VOTE	853	13.32%	701	10.94%
ELECTION DAY	25	6.67%	35	9.33%
PROVISIONAL	1	5.56%	1	5.56%
Total	879	12.93%	737	10.84%
0657 MCKELLIPS PARK				
EARLY VOTE	513	14.67%	373	10.66%
ELECTION DAY	33	7.86%	34	8.10%
PROVISIONAL	1	8.33%	0	0.00%
Total	547	13.92%	407	10.36%

Precinct	JANIK, BETTY (NON)		LINNIG, BECCA (NON)		LITTLE, JOHN (NON)		PHILLIPS, GUY (NON)		Write-in		Total Votes
0584 SENTRY											
EARLY VOTE	1,156	13.32%	743	8.56%	1,053	12.14%	768	8.85%	20	0.23%	5,855
ELECTION DAY	35	5.75%	48	7.88%	61	10.02%	79	12.97%	3	0.49%	314
PROVISIONAL	1	4.76%	0	0.00%	2	9.52%	2	9.52%	0	0.00%	9
Total	1,192	12.81%	791	8.50%	1,116	11.99%	849	9.12%	23	0.25%	6,178
0594 SIERRA HILLS											
EARLY VOTE	1,183	12.49%	675	7.12%	1,366	14.42%	1,023	10.80%	8	0.08%	6,755
ELECTION DAY	37	8.62%	22	5.13%	37	8.62%	65	15.15%	3	0.70%	242
PROVISIONAL	0	0.00%	1	5.56%	1	5.56%	2	11.11%	0	0.00%	6
Total	1,220	12.30%	698	7.04%	1,404	14.15%	1,090	10.99%	11	0.11%	7,003
0600 SILVER SPUR											
EARLY VOTE	1,574	12.73%	1,012	8.18%	1,590	12.86%	1,245	10.07%	25	0.20%	8,621
ELECTION DAY	66	8.30%	60	7.55%	100	12.58%	109	13.71%	2	0.25%	483
PROVISIONAL	2	11.11%	2	11.11%	2	11.11%	2	11.11%	0	0.00%	11
Total	1,642	12.46%	1,074	8.15%	1,692	12.84%	1,356	10.29%	27	0.20%	9,115
0633 STONEGATE											
EARLY VOTE	624	12.06%	390	7.54%	675	13.04%	539	10.42%	3	0.06%	3,554
ELECTION DAY	18	5.61%	18	5.61%	35	10.90%	59	18.38%	1	0.31%	206
PROVISIONAL	0		0		0		0		0		0
Total	642	11.68%	408	7.42%	710	12.92%	598	10.88%	4	0.07%	3,760
0647 SUNDOWN											
EARLY VOTE	760	11.87%	514	8.02%	786	12.27%	609	9.51%	7	0.11%	4,230
ELECTION DAY	19	5.07%	20	5.33%	30	8.00%	47	12.53%	0	0.00%	176
PROVISIONAL	0	0.00%	0	0.00%	0	0.00%	0	0.00%	0	0.00%	2
Total	779	11.46%	534	7.86%	816	12.00%	656	9.65%	7	0.10%	4,408
0657 MCKELLIPS PARK											
EARLY VOTE	477	13.64%	389	11.12%	435	12.44%	307	8.78%	12	0.34%	2,506
ELECTION DAY	27	6.43%	38	9.05%	35	8.33%	40	9.52%	1	0.24%	208
PROVISIONAL	1	8.33%	1	8.33%	0	0.00%	1	8.33%	0	0.00%	4
Total	505	12.85%	428	10.89%	470	11.96%	348	8.85%	13	0.33%	2,718

Precinct	Times Cast	Registered Voters	Undervotes	Overvotes
0660 SUTTON				
EARLY VOTE	1,595	2,018	1,504	0
ELECTION DAY	114	2,018	163	0
PROVISIONAL	1	2,018	1	0
Total	1,710	2,018	1,668	0
0666 TERRAVITA				
EARLY VOTE	4,308	4,869	3,784	2
ELECTION DAY	165	4,869	199	0
PROVISIONAL	1	4,869	0	0
Total	4,474	4,869	3,983	2
0698 VIRGINIA				
EARLY VOTE	2,237	3,133	2,045	1
ELECTION DAY	198	3,133	263	0
PROVISIONAL	11	3,133	11	0
Total	2,446	3,133	2,319	1
0722 WESTWORLD				
EARLY VOTE	5,625	6,578	5,292	4
ELECTION DAY	248	6,578	300	0
PROVISIONAL	1	6,578	0	0
Total	5,874	6,578	5,592	4
0726 WHITTON				
EARLY VOTE	328	402	328	0
ELECTION DAY	23	402	29	0
PROVISIONAL	0	402	0	0
Total	351	402	357	0
0747 YUMA				
EARLY VOTE	1,685	2,234	1,547	0
ELECTION DAY	128	2,234	198	0
PROVISIONAL	5	2,234	5	0
Total	1,818	2,234	1,750	0
Election Wide - Total	156,676	181,629	152,602	123
County - Total	156,676	181,629	152,602	123

Precinct	CAPUTI, TAMMY (NON)		DURHAM, TOM (NON)	
0660 SUTTON				
EARLY VOTE	619	12.94%	622	13.00%
ELECTION DAY	27	7.89%	32	9.36%
PROVISIONAL	0	0.00%	1	33.33%
Total	646	12.59%	655	12.77%
0666 TERRAVITA				
EARLY VOTE	1,507	11.66%	2,182	16.88%
ELECTION DAY	30	6.06%	84	16.97%
PROVISIONAL	0	0.00%	0	0.00%
Total	1,537	11.45%	2,266	16.88%
0698 VIRGINIA				
EARLY VOTE	850	12.67%	778	11.59%
ELECTION DAY	42	7.07%	58	9.76%
PROVISIONAL	2	6.06%	4	12.12%
Total	894	12.18%	840	11.45%
0722 WESTWORLD				
EARLY VOTE	2,136	12.66%	2,333	13.83%
ELECTION DAY	51	6.85%	85	11.42%
PROVISIONAL	1	33.33%	0	0.00%
Total	2,188	12.42%	2,418	13.72%
0726 WHITTON				
EARLY VOTE	141	14.33%	111	11.28%
ELECTION DAY	3	4.35%	5	7.25%
PROVISIONAL	0		0	
Total	144	13.68%	116	11.02%
0747 YUMA				
EARLY VOTE	614	12.15%	571	11.30%
ELECTION DAY	25	6.51%	23	5.99%
PROVISIONAL	0	0.00%	1	6.67%
Total	639	11.72%	595	10.91%
Election Wide - Total	58,561	12.46%	58,194	12.38%
County - Total	58,561	12.46%	58,194	12.38%

Precinct	JANIK, BETTY (NON)		LINNIG, BECCA (NON)		LITTLE, JOHN (NON)		PHILLIPS, GUY (NON)		Write-in		Total Votes
0660 SUTTON											
EARLY VOTE	665	13.90%	352	7.36%	585	12.23%	431	9.01%	7	0.15%	3,281
ELECTION DAY	31	9.06%	20	5.85%	25	7.31%	43	12.57%	1	0.29%	179
PROVISIONAL	1	33.33%	0	0.00%	0	0.00%	0	0.00%	0	0.00%	2
Total	697	13.59%	372	7.25%	610	11.89%	474	9.24%	8	0.16%	3,462
0666 TERRAVITA											
EARLY VOTE	1,960	15.17%	885	6.85%	1,152	8.91%	1,436	11.11%	12	0.09%	9,134
ELECTION DAY	53	10.71%	26	5.25%	34	6.87%	66	13.33%	3	0.61%	296
PROVISIONAL	0	0.00%	1	33.33%	1	33.33%	1	33.33%	0	0.00%	3
Total	2,013	15.00%	912	6.79%	1,187	8.84%	1,503	11.20%	15	0.11%	9,433
0698 VIRGINIA											
EARLY VOTE	912	13.59%	755	11.25%	850	12.67%	500	7.45%	18	0.27%	4,663
ELECTION DAY	60	10.10%	54	9.09%	50	8.42%	63	10.61%	4	0.67%	331
PROVISIONAL	3	9.09%	3	9.09%	5	15.15%	5	15.15%	0	0.00%	22
Total	975	13.29%	812	11.07%	905	12.33%	568	7.74%	22	0.30%	5,016
0722 WESTWORLD											
EARLY VOTE	2,413	14.30%	1,208	7.16%	1,990	11.79%	1,463	8.67%	28	0.17%	11,571
ELECTION DAY	67	9.01%	50	6.72%	94	12.63%	94	12.63%	3	0.40%	444
PROVISIONAL	1	33.33%	1	33.33%	0	0.00%	0	0.00%	0	0.00%	3
Total	2,481	14.08%	1,259	7.14%	2,084	11.83%	1,557	8.84%	31	0.18%	12,018
0726 WHITTON											
EARLY VOTE	105	10.67%	114	11.59%	117	11.89%	68	6.91%	0	0.00%	656
ELECTION DAY	8	11.59%	7	10.14%	8	11.59%	8	11.59%	1	1.45%	40
PROVISIONAL	0		0		0		0		0		0
Total	113	10.73%	121	11.49%	125	11.87%	76	7.22%	1	0.09%	696
0747 YUMA											
EARLY VOTE	678	13.41%	547	10.82%	657	13.00%	427	8.45%	14	0.28%	3,508
ELECTION DAY	27	7.03%	31	8.07%	39	10.16%	41	10.68%	0	0.00%	186
PROVISIONAL	0	0.00%	2	13.33%	4	26.67%	3	20.00%	0	0.00%	10
Total	705	12.93%	580	10.63%	700	12.83%	471	8.64%	14	0.26%	3,704
Election Wide - Total	59,753	12.71%	38,438	8.18%	55,299	11.77%	46,045	9.80%	767	0.16%	317,057
County - Total	59,753	12.71%	38,438	8.18%	55,299	11.77%	46,045	9.80%	767	0.16%	317,057



PRECINCT #0041

Reason Code	Description	Count
NS	No Signature	1
PRECINCT #0041 TOTAL		1

PRECINCT #0060

Reason Code	Description	Count
BS	Bad Signature	2
L	Returned Late	2
PRECINCT #0060 TOTAL		4

PRECINCT #0070

Reason Code	Description	Count
BS	Bad Signature	1
L	Returned Late	4
PRECINCT #0070 TOTAL		5

PRECINCT #0108

Reason Code	Description	Count
BS	Bad Signature	1
NS	No Signature	3
L	Returned Late	5
PRECINCT #0108 TOTAL		9

PRECINCT #0120

Reason Code	Description	Count
NS	No Signature	1
L	Returned Late	1
PRECINCT #0120 TOTAL		2



PRECINCT #0140

Reason Code	Description	Count
BS	Bad Signature	2
NS	No Signature	2
L	Returned Late	3
PRECINCT #0140 TOTAL		7

PRECINCT #0167

Reason Code	Description	Count
BS	Bad Signature	2
NS	No Signature	3
L	Returned Late	1
PRECINCT #0167 TOTAL		6

PRECINCT #0170

Reason Code	Description	Count
BS	Bad Signature	1
NS	No Signature	1
PRECINCT #0170 TOTAL		2

PRECINCT #0171

Reason Code	Description	Count
NS	No Signature	1
L	Returned Late	1
PRECINCT #0171 TOTAL		2

PRECINCT #0179

Reason Code	Description	Count
L	Returned Late	2
PRECINCT #0179 TOTAL		2



PRECINCT #0271

Reason Code	Description	Count
NS	No Signature	1
PRECINCT #0271 TOTAL		1

PRECINCT #0272

Reason Code	Description	Count
BS	Bad Signature	2
NS	No Signature	1
L	Returned Late	1
PRECINCT #0272 TOTAL		4

PRECINCT #0319

Reason Code	Description	Count
BS	Bad Signature	1
NS	No Signature	4
L	Returned Late	2
PRECINCT #0319 TOTAL		7

PRECINCT #0320

Reason Code	Description	Count
BS	Bad Signature	1
NS	No Signature	1
PRECINCT #0320 TOTAL		2

PRECINCT #0361

Reason Code	Description	Count
BS	Bad Signature	1
L	Returned Late	1
PRECINCT #0361 TOTAL		2



PRECINCT #0375

Reason Code	Description	Count
BS	Bad Signature	1
PRECINCT #0375 TOTAL		1

PRECINCT #0399

Reason Code	Description	Count
NS	No Signature	3
L	Returned Late	4
PRECINCT #0399 TOTAL		7

PRECINCT #0410

Reason Code	Description	Count
BS	Bad Signature	1
NS	No Signature	6
L	Returned Late	3
PRECINCT #0410 TOTAL		10

PRECINCT #0411

Reason Code	Description	Count
BS	Bad Signature	1
NS	No Signature	1
PRECINCT #0411 TOTAL		2

PRECINCT #0413

Reason Code	Description	Count
NS	No Signature	3
L	Returned Late	3
PRECINCT #0413 TOTAL		6



PRECINCT #0489

Reason Code	Description	Count
NS	No Signature	1
PRECINCT #0489 TOTAL		1

PRECINCT #0492

Reason Code	Description	Count
BS	Bad Signature	3
NS	No Signature	7
PRECINCT #0492 TOTAL		10

PRECINCT #0504

Reason Code	Description	Count
BS	Bad Signature	1
NS	No Signature	1
L	Returned Late	2
PRECINCT #0504 TOTAL		4

PRECINCT #0505

Reason Code	Description	Count
BS	Bad Signature	1
NS	No Signature	1
L	Returned Late	2
PRECINCT #0505 TOTAL		4

PRECINCT #0506

Reason Code	Description	Count
NS	No Signature	2
L	Returned Late	1
PRECINCT #0506 TOTAL		3

PRECINCT #0507

Reason Code	Description	Count
BS	Bad Signature	2
NS	No Signature	1



PRECINCT #0425

Reason Code	Description	Count
BS	Bad Signature	1
NS	No Signature	2
L	Returned Late	2
PRECINCT #0425 TOTAL		5

PRECINCT #0429

Reason Code	Description	Count
NS	No Signature	2
PRECINCT #0429 TOTAL		2

PRECINCT #0442

Reason Code	Description	Count
BS	Bad Signature	1
NS	No Signature	3
L	Returned Late	1
PRECINCT #0442 TOTAL		5

PRECINCT #0469

Reason Code	Description	Count
NS	No Signature	4
L	Returned Late	1
PRECINCT #0469 TOTAL		5

PRECINCT #0486

Reason Code	Description	Count
NS	No Signature	1
L	Returned Late	1
PRECINCT #0486 TOTAL		2



L	Returned Late	3
PRECINCT #0507 TOTAL		6

PRECINCT #0519

Reason Code	Description	Count
NS	No Signature	5
L	Returned Late	3
PRECINCT #0519 TOTAL		8

PRECINCT #0531

Reason Code	Description	Count
NS	No Signature	2
L	Returned Late	1
PRECINCT #0531 TOTAL		3

PRECINCT #0534

Reason Code	Description	Count
NS	No Signature	1
PRECINCT #0534 TOTAL		1

PRECINCT #0562

Reason Code	Description	Count
BS	Bad Signature	1
NS	No Signature	1
L	Returned Late	3
PRECINCT #0562 TOTAL		5

PRECINCT #0570

Reason Code	Description	Count
NS	No Signature	2
PRECINCT #0570 TOTAL		2



PRECINCT #0571

Reason Code	Description	Count
NS	No Signature	2
L	Returned Late	1
PRECINCT #0571 TOTAL		3

PRECINCT #0577

Reason Code	Description	Count
NS	No Signature	4
PRECINCT #0577 TOTAL		4

PRECINCT #0580

Reason Code	Description	Count
BS	Bad Signature	1
NS	No Signature	5
L	Returned Late	2
PRECINCT #0580 TOTAL		8

PRECINCT #0584

Reason Code	Description	Count
NS	No Signature	2
PRECINCT #0584 TOTAL		2

PRECINCT #0594

Reason Code	Description	Count
BS	Bad Signature	1
NS	No Signature	2
L	Returned Late	2
PRECINCT #0594 TOTAL		5



PRECINCT #0600

Reason Code	Description	Count
BS	Bad Signature	1
NS	No Signature	6
L	Returned Late	1
PRECINCT #0600 TOTAL		8

PRECINCT #0647

Reason Code	Description	Count
L	Returned Late	2
PRECINCT #0647 TOTAL		2

PRECINCT #0698

Reason Code	Description	Count
NS	No Signature	2
L	Returned Late	1
PRECINCT #0698 TOTAL		3

PRECINCT #0722

Reason Code	Description	Count
L	Returned Late	2
PRECINCT #0722 TOTAL		2

PRECINCT #0747

Reason Code	Description	Count
L	Returned Late	2
PRECINCT #0747 TOTAL		2

SUMMARY - ALL PRECINCTS

Reason Code	Description	Count
BS	Bad Signature	30
NS	No Signature	91
Total Rejected		121
L	Returned Late	66



Total Rejected + Late

187



PRECINCT #0041

Counted	Reason Code	Description	Count
Yes			
	A1	NEW RESIDENT BALLOT VERIFIED AND ADDRESS UPDATED	1
	A2	EARLY BALLOT REQUESTED AND NOT RETURNED	1
	A7	ID ADDRESS DOESN'T MATCH SIGNATURE ROSTER	3
Total Yes			5
No			
	B10	YOU ARE NOT REGISTERED TO VOTE	3
	B12	YOU WERE NOT ELIGIBLE TO VOTE IN THIS ELECTION	1
	B17	CONDITIONAL PROVISIONAL - SUFFICIENT ID NOT PROVIDED BY DEADLINE	1
Total No			5
PRECINCT #0041 TOTAL			10

PRECINCT #0060

Counted	Reason Code	Description	Count
Yes			
	A2	EARLY BALLOT REQUESTED AND NOT RETURNED	1
	A5	REGISTRATION RECEIVED TOO LATE TO BE INCLUDED IN ROSTER	3
Total Yes			4
No			
	B10	YOU ARE NOT REGISTERED TO VOTE	5
	B12	YOU WERE NOT ELIGIBLE TO VOTE IN THIS ELECTION	2
	B13	YOUR EARLY BALLOT WAS SENT. RETURNED AND COUNTED	1
Total No			8
PRECINCT #0060 TOTAL			12



PRECINCT #0070

Counted	Reason Code	Description	Count
Yes			
	A1	NEW RESIDENT BALLOT VERIFIED AND ADDRESS UPDATED	1
	A5	REGISTRATION RECEIVED TOO LATE TO BE INCLUDED IN ROSTER	1
	A7	ID ADDRESS DOESN'T MATCH SIGNATURE ROSTER	2
Total Yes			4
No			
	B12	YOU WERE NOT ELIGIBLE TO VOTE IN THIS ELECTION	1
	B13	YOUR EARLY BALLOT WAS SENT. RETURNED AND COUNTED	1
Total No			2
PRECINCT #0070 TOTAL			6

PRECINCT #0108

Counted	Reason Code	Description	Count
Yes			
	A1	NEW RESIDENT BALLOT VERIFIED AND ADDRESS UPDATED	3
	A2	EARLY BALLOT REQUESTED AND NOT RETURNED	1
	A5	REGISTRATION RECEIVED TOO LATE TO BE INCLUDED IN ROSTER	4
	A7	ID ADDRESS DOESN'T MATCH SIGNATURE ROSTER	3
Total Yes			11
No			
	B10	YOU ARE NOT REGISTERED TO VOTE	2
	B12	YOU WERE NOT ELIGIBLE TO VOTE IN THIS ELECTION	2
Total No			4
PRECINCT #0108 TOTAL			15



PRECINCT #0120

Counted	Reason Code	Description	Count
Yes			
	A1	NEW RESIDENT BALLOT VERIFIED AND ADDRESS UPDATED	1
	A7	ID ADDRESS DOESN'T MATCH SIGNATURE ROSTER	3
Total Yes			4
No			
	B10	YOU ARE NOT REGISTERED TO VOTE	6
	B12	YOU WERE NOT ELIGIBLE TO VOTE IN THIS ELECTION	2
Total No			8
PRECINCT #0120 TOTAL			12

PRECINCT #0140

Counted	Reason Code	Description	Count
Yes			
	A1	NEW RESIDENT BALLOT VERIFIED AND ADDRESS UPDATED	2
	A2	EARLY BALLOT REQUESTED AND NOT RETURNED	2
	A5	REGISTRATION RECEIVED TOO LATE TO BE INCLUDED IN ROSTER	5
	A7	ID ADDRESS DOESN'T MATCH SIGNATURE ROSTER	5
Total Yes			14
No			
	B10	YOU ARE NOT REGISTERED TO VOTE	8
	B12	YOU WERE NOT ELIGIBLE TO VOTE IN THIS ELECTION	2
	B17	CONDITIONAL PROVISIONAL - SUFFICIENT ID NOT PROVIDED BY DEADLINE	2
Total No			12
PRECINCT #0140 TOTAL			26



PRECINCT #0167

Counted	Reason Code	Description	Count
Yes			
	A1	NEW RESIDENT BALLOT VERIFIED AND ADDRESS UPDATED	4
	A2	EARLY BALLOT REQUESTED AND NOT RETURNED	1
	A5	REGISTRATION RECEIVED TOO LATE TO BE INCLUDED IN ROSTER	5
	A7	ID ADDRESS DOESN'T MATCH SIGNATURE ROSTER	5
Total Yes			15
No			
	B10	YOU ARE NOT REGISTERED TO VOTE	5
	B12	YOU WERE NOT ELIGIBLE TO VOTE IN THIS ELECTION	8
Total No			13
PRECINCT #0167 TOTAL			28

PRECINCT #0170

Counted	Reason Code	Description	Count
Yes			
	A7	ID ADDRESS DOESN'T MATCH SIGNATURE ROSTER	1
Total Yes			1
No			
	B10	YOU ARE NOT REGISTERED TO VOTE	4
	B12	YOU WERE NOT ELIGIBLE TO VOTE IN THIS ELECTION	5
Total No			9
PRECINCT #0170 TOTAL			10



PRECINCT #0171

Counted	Reason Code	Description	Count
Yes			
	A2	EARLY BALLOT REQUESTED AND NOT RETURNED	1
	A5	REGISTRATION RECEIVED TOO LATE TO BE INCLUDED IN ROSTER	1
	A7	ID ADDRESS DOESN'T MATCH SIGNATURE ROSTER	4
Total Yes			6
No			
	B10	YOU ARE NOT REGISTERED TO VOTE	3
	B17	CONDITIONAL PROVISIONAL - SUFFICIENT ID NOT PROVIDED BY DEADLINE	1
Total No			4
PRECINCT #0171 TOTAL			10

PRECINCT #0179

Counted	Reason Code	Description	Count
Yes			
	A5	REGISTRATION RECEIVED TOO LATE TO BE INCLUDED IN ROSTER	1
	A7	ID ADDRESS DOESN'T MATCH SIGNATURE ROSTER	3
Total Yes			4
No			
	B10	YOU ARE NOT REGISTERED TO VOTE	4
	B13	YOUR EARLY BALLOT WAS SENT. RETURNED AND COUNTED	2
Total No			6
PRECINCT #0179 TOTAL			10



PRECINCT #0200

Counted	Reason Code	Description	Count
Yes			
	A5	REGISTRATION RECEIVED TOO LATE TO BE INCLUDED IN ROSTER	5
	A7	ID ADDRESS DOESN'T MATCH SIGNATURE ROSTER	4
Total Yes			9
No			
	B10	YOU ARE NOT REGISTERED TO VOTE	2
	B12	YOU WERE NOT ELIGIBLE TO VOTE IN THIS ELECTION	4
Total No			6
PRECINCT #0200 TOTAL			15

PRECINCT #0271

Counted	Reason Code	Description	Count
Yes			
	A1	NEW RESIDENT BALLOT VERIFIED AND ADDRESS UPDATED	3
	A5	REGISTRATION RECEIVED TOO LATE TO BE INCLUDED IN ROSTER	2
	A7	ID ADDRESS DOESN'T MATCH SIGNATURE ROSTER	1
Total Yes			6
No			
	B10	YOU ARE NOT REGISTERED TO VOTE	1
	B13	YOUR EARLY BALLOT WAS SENT. RETURNED AND COUNTED	2
	B17	CONDITIONAL PROVISIONAL - SUFFICIENT ID NOT PROVIDED BY DEADLINE	1
Total No			4
PRECINCT #0271 TOTAL			10



PRECINCT #0272

Counted	Reason Code	Description	Count
Yes			
	A1	NEW RESIDENT BALLOT VERIFIED AND ADDRESS UPDATED	1
	A2	EARLY BALLOT REQUESTED AND NOT RETURNED	2
Total Yes			3
No			
	B10	YOU ARE NOT REGISTERED TO VOTE	3
	B12	YOU WERE NOT ELIGIBLE TO VOTE IN THIS ELECTION	3
	B13	YOUR EARLY BALLOT WAS SENT. RETURNED AND COUNTED	1
	B17	CONDITIONAL PROVISIONAL - SUFFICIENT ID NOT PROVIDED BY DEADLINE	1
Total No			8
PRECINCT #0272 TOTAL			11

PRECINCT #0319

Counted	Reason Code	Description	Count
Yes			
	A2	EARLY BALLOT REQUESTED AND NOT RETURNED	2
	A5	REGISTRATION RECEIVED TOO LATE TO BE INCLUDED IN ROSTER	2
	A7	ID ADDRESS DOESN'T MATCH SIGNATURE ROSTER	3
Total Yes			7
No			
	B10	YOU ARE NOT REGISTERED TO VOTE	13
	B12	YOU WERE NOT ELIGIBLE TO VOTE IN THIS ELECTION	9
	B17	CONDITIONAL PROVISIONAL - SUFFICIENT ID NOT PROVIDED BY DEADLINE	2
Total No			24
PRECINCT #0319 TOTAL			31



PRECINCT #0320

Counted	Reason Code	Description	Count
Yes			
	A1	NEW RESIDENT BALLOT VERIFIED AND ADDRESS UPDATED	2
	A5	REGISTRATION RECEIVED TOO LATE TO BE INCLUDED IN ROSTER	1
	A7	ID ADDRESS DOESN'T MATCH SIGNATURE ROSTER	1
Total Yes			4
No			
	B10	YOU ARE NOT REGISTERED TO VOTE	4
	B12	YOU WERE NOT ELIGIBLE TO VOTE IN THIS ELECTION	2
Total No			6
PRECINCT #0320 TOTAL			10

PRECINCT #0361

Counted	Reason Code	Description	Count
Yes			
	A7	ID ADDRESS DOESN'T MATCH SIGNATURE ROSTER	2
Total Yes			2
No			
	B10	YOU ARE NOT REGISTERED TO VOTE	1
	B12	YOU WERE NOT ELIGIBLE TO VOTE IN THIS ELECTION	2
Total No			3
PRECINCT #0361 TOTAL			5



PRECINCT #0375

Counted	Reason Code	Description	Count
Yes			
	A1	NEW RESIDENT BALLOT VERIFIED AND ADDRESS UPDATED	1
	A5	REGISTRATION RECEIVED TOO LATE TO BE INCLUDED IN ROSTER	3
	A7	ID ADDRESS DOESN'T MATCH SIGNATURE ROSTER	2
Total Yes			6
No			
	B10	YOU ARE NOT REGISTERED TO VOTE	3
	B12	YOU WERE NOT ELIGIBLE TO VOTE IN THIS ELECTION	1
Total No			4
PRECINCT #0375 TOTAL			10

PRECINCT #0399

Counted	Reason Code	Description	Count
Yes			
	A1	NEW RESIDENT BALLOT VERIFIED AND ADDRESS UPDATED	2
	A5	REGISTRATION RECEIVED TOO LATE TO BE INCLUDED IN ROSTER	1
	A7	ID ADDRESS DOESN'T MATCH SIGNATURE ROSTER	8
Total Yes			11
No			
	B10	YOU ARE NOT REGISTERED TO VOTE	5
	B12	YOU WERE NOT ELIGIBLE TO VOTE IN THIS ELECTION	4
	B13	YOUR EARLY BALLOT WAS SENT. RETURNED AND COUNTED	3
	B17	CONDITIONAL PROVISIONAL - SUFFICIENT ID NOT PROVIDED BY DEADLINE	1
Total No			13
PRECINCT #0399 TOTAL			24



PRECINCT #0410

Counted	Reason Code	Description	Count
Yes			
	A2	EARLY BALLOT REQUESTED AND NOT RETURNED	1
	A5	REGISTRATION RECEIVED TOO LATE TO BE INCLUDED IN ROSTER	4
Total Yes			5
No			
	B10	YOU ARE NOT REGISTERED TO VOTE	7
	B12	YOU WERE NOT ELIGIBLE TO VOTE IN THIS ELECTION	8
	B17	CONDITIONAL PROVISIONAL - SUFFICIENT ID NOT PROVIDED BY DEADLINE	1
Total No			16
PRECINCT #0410 TOTAL			21

PRECINCT #0411

Counted	Reason Code	Description	Count
No			
	B10	YOU ARE NOT REGISTERED TO VOTE	1
	B12	YOU WERE NOT ELIGIBLE TO VOTE IN THIS ELECTION	2
Total No			3
PRECINCT #0411 TOTAL			3



PRECINCT #0413

Counted	Reason Code	Description	Count
Yes			
	A1	NEW RESIDENT BALLOT VERIFIED AND ADDRESS UPDATED	4
	A2	EARLY BALLOT REQUESTED AND NOT RETURNED	1
	A5	REGISTRATION RECEIVED TOO LATE TO BE INCLUDED IN ROSTER	5
	A7	ID ADDRESS DOESN'T MATCH SIGNATURE ROSTER	6
Total Yes			16
No			
	B10	YOU ARE NOT REGISTERED TO VOTE	11
	B12	YOU WERE NOT ELIGIBLE TO VOTE IN THIS ELECTION	6
	B13	YOUR EARLY BALLOT WAS SENT. RETURNED AND COUNTED	1
Total No			18
PRECINCT #0413 TOTAL			34

PRECINCT #0425

Counted	Reason Code	Description	Count
Yes			
	A1	NEW RESIDENT BALLOT VERIFIED AND ADDRESS UPDATED	3
	A2	EARLY BALLOT REQUESTED AND NOT RETURNED	1
	A5	REGISTRATION RECEIVED TOO LATE TO BE INCLUDED IN ROSTER	2
	A7	ID ADDRESS DOESN'T MATCH SIGNATURE ROSTER	4
Total Yes			10
No			
	B10	YOU ARE NOT REGISTERED TO VOTE	16
	B12	YOU WERE NOT ELIGIBLE TO VOTE IN THIS ELECTION	7
Total No			23
PRECINCT #0425 TOTAL			33



PRECINCT #0429

Counted	Reason Code	Description	Count
Yes			
	A1	NEW RESIDENT BALLOT VERIFIED AND ADDRESS UPDATED	1
	A7	ID ADDRESS DOESN'T MATCH SIGNATURE ROSTER	1
Total Yes			2
No			
	B10	YOU ARE NOT REGISTERED TO VOTE	3
	B12	YOU WERE NOT ELIGIBLE TO VOTE IN THIS ELECTION	5
	B13	YOUR EARLY BALLOT WAS SENT. RETURNED AND COUNTED	3
	B17	CONDITIONAL PROVISIONAL - SUFFICIENT ID NOT PROVIDED BY DEADLINE	1
Total No			12
PRECINCT #0429 TOTAL			14

PRECINCT #0442

Counted	Reason Code	Description	Count
Yes			
	A2	EARLY BALLOT REQUESTED AND NOT RETURNED	1
	A5	REGISTRATION RECEIVED TOO LATE TO BE INCLUDED IN ROSTER	1
	A7	ID ADDRESS DOESN'T MATCH SIGNATURE ROSTER	1
Total Yes			3
No			
	B10	YOU ARE NOT REGISTERED TO VOTE	6
	B12	YOU WERE NOT ELIGIBLE TO VOTE IN THIS ELECTION	1
	B13	YOUR EARLY BALLOT WAS SENT. RETURNED AND COUNTED	1
	B17	CONDITIONAL PROVISIONAL - SUFFICIENT ID NOT PROVIDED BY DEADLINE	2
Total No			10
PRECINCT #0442 TOTAL			13



PRECINCT #0469

Counted	Reason Code	Description	Count
Yes			
	A1	NEW RESIDENT BALLOT VERIFIED AND ADDRESS UPDATED	3
	A2	EARLY BALLOT REQUESTED AND NOT RETURNED	4
	A5	REGISTRATION RECEIVED TOO LATE TO BE INCLUDED IN ROSTER	12
	A7	ID ADDRESS DOESN'T MATCH SIGNATURE ROSTER	11
Total Yes			30
No			
	B10	YOU ARE NOT REGISTERED TO VOTE	15
	B12	YOU WERE NOT ELIGIBLE TO VOTE IN THIS ELECTION	9
	B13	YOUR EARLY BALLOT WAS SENT. RETURNED AND COUNTED	1
	B17	CONDITIONAL PROVISIONAL - SUFFICIENT ID NOT PROVIDED BY DEADLINE	3
Total No			28
PRECINCT #0469 TOTAL			58

PRECINCT #0486

Counted	Reason Code	Description	Count
Yes			
	A1	NEW RESIDENT BALLOT VERIFIED AND ADDRESS UPDATED	2
	A2	EARLY BALLOT REQUESTED AND NOT RETURNED	1
	A7	ID ADDRESS DOESN'T MATCH SIGNATURE ROSTER	1
Total Yes			4
No			
	B17	CONDITIONAL PROVISIONAL - SUFFICIENT ID NOT PROVIDED BY DEADLINE	1
Total No			1
PRECINCT #0486 TOTAL			5



PRECINCT #0489

Counted	Reason Code	Description	Count
Yes			
	A3	OFFICE ERROR OCCURRED VERIFIED AND CORRECTED	1
	A5	REGISTRATION RECEIVED TOO LATE TO BE INCLUDED IN ROSTER	1
	A7	ID ADDRESS DOESN'T MATCH SIGNATURE ROSTER	8
Total Yes			10
No			
	B10	YOU ARE NOT REGISTERED TO VOTE	3
	B12	YOU WERE NOT ELIGIBLE TO VOTE IN THIS ELECTION	5
Total No			8
PRECINCT #0489 TOTAL			18

PRECINCT #0492

Counted	Reason Code	Description	Count
Yes			
	A1	NEW RESIDENT BALLOT VERIFIED AND ADDRESS UPDATED	3
	A2	EARLY BALLOT REQUESTED AND NOT RETURNED	1
	A5	REGISTRATION RECEIVED TOO LATE TO BE INCLUDED IN ROSTER	2
	A7	ID ADDRESS DOESN'T MATCH SIGNATURE ROSTER	7
Total Yes			13
No			
	B10	YOU ARE NOT REGISTERED TO VOTE	6
	B12	YOU WERE NOT ELIGIBLE TO VOTE IN THIS ELECTION	3
	B13	YOUR EARLY BALLOT WAS SENT, RETURNED AND COUNTED	1
	B17	CONDITIONAL PROVISIONAL - SUFFICIENT ID NOT PROVIDED BY DEADLINE	1
Total No			11
PRECINCT #0492 TOTAL			24



PRECINCT #0504

Counted	Reason Code	Description	Count
Yes			
	A5	REGISTRATION RECEIVED TOO LATE TO BE INCLUDED IN ROSTER	3
	A7	ID ADDRESS DOESN'T MATCH SIGNATURE ROSTER	6
Total Yes			9
No			
	B10	YOU ARE NOT REGISTERED TO VOTE	3
	B12	YOU WERE NOT ELIGIBLE TO VOTE IN THIS ELECTION	3
Total No			6
PRECINCT #0504 TOTAL			15

PRECINCT #0505

Counted	Reason Code	Description	Count
Yes			
	A1	NEW RESIDENT BALLOT VERIFIED AND ADDRESS UPDATED	3
	A2	EARLY BALLOT REQUESTED AND NOT RETURNED	2
	A5	REGISTRATION RECEIVED TOO LATE TO BE INCLUDED IN ROSTER	4
	A7	ID ADDRESS DOESN'T MATCH SIGNATURE ROSTER	3
Total Yes			12
No			
	B10	YOU ARE NOT REGISTERED TO VOTE	3
	B12	YOU WERE NOT ELIGIBLE TO VOTE IN THIS ELECTION	4
	B13	YOUR EARLY BALLOT WAS SENT. RETURNED AND COUNTED	2
Total No			9
PRECINCT #0505 TOTAL			21



PRECINCT #0506

Counted	Reason Code	Description	Count
Yes			
	A1	NEW RESIDENT BALLOT VERIFIED AND ADDRESS UPDATED	2
	A2	EARLY BALLOT REQUESTED AND NOT RETURNED	3
	A5	REGISTRATION RECEIVED TOO LATE TO BE INCLUDED IN ROSTER	2
	A7	ID ADDRESS DOESN'T MATCH SIGNATURE ROSTER	5
Total Yes			12
No			
	B10	YOU ARE NOT REGISTERED TO VOTE	3
	B12	YOU WERE NOT ELIGIBLE TO VOTE IN THIS ELECTION	6
	B13	YOUR EARLY BALLOT WAS SENT. RETURNED AND COUNTED	2
	B17	CONDITIONAL PROVISIONAL - SUFFICIENT ID NOT PROVIDED BY DEADLINE	1
Total No			12
PRECINCT #0506 TOTAL			24

PRECINCT #0507

Counted	Reason Code	Description	Count
Yes			
	A5	REGISTRATION RECEIVED TOO LATE TO BE INCLUDED IN ROSTER	3
	A7	ID ADDRESS DOESN'T MATCH SIGNATURE ROSTER	2
Total Yes			5
No			
	B10	YOU ARE NOT REGISTERED TO VOTE	2
	B12	YOU WERE NOT ELIGIBLE TO VOTE IN THIS ELECTION	3
Total No			5
PRECINCT #0507 TOTAL			10



PRECINCT #0519

Counted	Reason Code	Description	Count
Yes			
	A1	NEW RESIDENT BALLOT VERIFIED AND ADDRESS UPDATED	4
	A2	EARLY BALLOT REQUESTED AND NOT RETURNED	1
	A5	REGISTRATION RECEIVED TOO LATE TO BE INCLUDED IN ROSTER	8
	A7	ID ADDRESS DOESN'T MATCH SIGNATURE ROSTER	3
Total Yes			16
No			
	B10	YOU ARE NOT REGISTERED TO VOTE	14
	B12	YOU WERE NOT ELIGIBLE TO VOTE IN THIS ELECTION	9
	B17	CONDITIONAL PROVISIONAL - SUFFICIENT ID NOT PROVIDED BY DEADLINE	3
Total No			26
PRECINCT #0519 TOTAL			42

PRECINCT #0531

Counted	Reason Code	Description	Count
Yes			
	A1	NEW RESIDENT BALLOT VERIFIED AND ADDRESS UPDATED	1
	A2	EARLY BALLOT REQUESTED AND NOT RETURNED	2
	A5	REGISTRATION RECEIVED TOO LATE TO BE INCLUDED IN ROSTER	1
	A7	ID ADDRESS DOESN'T MATCH SIGNATURE ROSTER	1
Total Yes			5
No			
	B10	YOU ARE NOT REGISTERED TO VOTE	3
	B12	YOU WERE NOT ELIGIBLE TO VOTE IN THIS ELECTION	4
Total No			7
PRECINCT #0531 TOTAL			12



PRECINCT #0534

Counted	Reason Code	Description	Count
Yes			
	A1	NEW RESIDENT BALLOT VERIFIED AND ADDRESS UPDATED	4
	A5	REGISTRATION RECEIVED TOO LATE TO BE INCLUDED IN ROSTER	4
	A7	ID ADDRESS DOESN'T MATCH SIGNATURE ROSTER	3
Total Yes			11
No			
	B10	YOU ARE NOT REGISTERED TO VOTE	4
	B12	YOU WERE NOT ELIGIBLE TO VOTE IN THIS ELECTION	3
	B17	CONDITIONAL PROVISIONAL - SUFFICIENT ID NOT PROVIDED BY DEADLINE	1
Total No			8
PRECINCT #0534 TOTAL			19

PRECINCT #0537

Counted	Reason Code	Description	Count
Yes			
	A1	NEW RESIDENT BALLOT VERIFIED AND ADDRESS UPDATED	2
	A7	ID ADDRESS DOESN'T MATCH SIGNATURE ROSTER	2
Total Yes			4
No			
	B10	YOU ARE NOT REGISTERED TO VOTE	3
	B12	YOU WERE NOT ELIGIBLE TO VOTE IN THIS ELECTION	1
	B13	YOUR EARLY BALLOT WAS SENT. RETURNED AND COUNTED	2
Total No			6
PRECINCT #0537 TOTAL			10



PRECINCT #0562

Counted	Reason Code	Description	Count
Yes			
	A1	NEW RESIDENT BALLOT VERIFIED AND ADDRESS UPDATED	2
	A2	EARLY BALLOT REQUESTED AND NOT RETURNED	1
	A5	REGISTRATION RECEIVED TOO LATE TO BE INCLUDED IN ROSTER	2
	A7	ID ADDRESS DOESN'T MATCH SIGNATURE ROSTER	4
Total Yes			9
No			
	B10	YOU ARE NOT REGISTERED TO VOTE	8
	B12	YOU WERE NOT ELIGIBLE TO VOTE IN THIS ELECTION	5
	B17	CONDITIONAL PROVISIONAL - SUFFICIENT ID NOT PROVIDED BY DEADLINE	1
Total No			14
PRECINCT #0562 TOTAL			23

PRECINCT #0570

Counted	Reason Code	Description	Count
Yes			
	A1	NEW RESIDENT BALLOT VERIFIED AND ADDRESS UPDATED	1
	A5	REGISTRATION RECEIVED TOO LATE TO BE INCLUDED IN ROSTER	2
	A7	ID ADDRESS DOESN'T MATCH SIGNATURE ROSTER	3
Total Yes			6
No			
	B10	YOU ARE NOT REGISTERED TO VOTE	6
	B12	YOU WERE NOT ELIGIBLE TO VOTE IN THIS ELECTION	2
Total No			8
PRECINCT #0570 TOTAL			14



PRECINCT #0571

Counted	Reason Code	Description	Count
Yes			
	A1	NEW RESIDENT BALLOT VERIFIED AND ADDRESS UPDATED	2
	A2	EARLY BALLOT REQUESTED AND NOT RETURNED	6
	A5	REGISTRATION RECEIVED TOO LATE TO BE INCLUDED IN ROSTER	4
	A7	ID ADDRESS DOESN'T MATCH SIGNATURE ROSTER	5
Total Yes			17
No			
	B10	YOU ARE NOT REGISTERED TO VOTE	7
	B12	YOU WERE NOT ELIGIBLE TO VOTE IN THIS ELECTION	1
	B17	CONDITIONAL PROVISIONAL - SUFFICIENT ID NOT PROVIDED BY DEADLINE	1
Total No			9
PRECINCT #0571 TOTAL			26

PRECINCT #0577

Counted	Reason Code	Description	Count
Yes			
	A2	EARLY BALLOT REQUESTED AND NOT RETURNED	2
	A7	ID ADDRESS DOESN'T MATCH SIGNATURE ROSTER	1
Total Yes			3
No			
	B10	YOU ARE NOT REGISTERED TO VOTE	5
	B12	YOU WERE NOT ELIGIBLE TO VOTE IN THIS ELECTION	1
Total No			6
PRECINCT #0577 TOTAL			9



PRECINCT #0580

Counted	Reason Code	Description	Count
Yes			
	A1	NEW RESIDENT BALLOT VERIFIED AND ADDRESS UPDATED	5
	A2	EARLY BALLOT REQUESTED AND NOT RETURNED	3
	A5	REGISTRATION RECEIVED TOO LATE TO BE INCLUDED IN ROSTER	6
	A7	ID ADDRESS DOESN'T MATCH SIGNATURE ROSTER	10
Total Yes			24
No			
	B10	YOU ARE NOT REGISTERED TO VOTE	13
	B12	YOU WERE NOT ELIGIBLE TO VOTE IN THIS ELECTION	11
	B13	YOUR EARLY BALLOT WAS SENT. RETURNED AND COUNTED	1
	B17	CONDITIONAL PROVISIONAL - SUFFICIENT ID NOT PROVIDED BY DEADLINE	2
Total No			27
PRECINCT #0580 TOTAL			51

PRECINCT #0584

Counted	Reason Code	Description	Count
Yes			
	A1	NEW RESIDENT BALLOT VERIFIED AND ADDRESS UPDATED	3
	A2	EARLY BALLOT REQUESTED AND NOT RETURNED	2
	A7	ID ADDRESS DOESN'T MATCH SIGNATURE ROSTER	2
Total Yes			7
No			
	B10	YOU ARE NOT REGISTERED TO VOTE	6
	B12	YOU WERE NOT ELIGIBLE TO VOTE IN THIS ELECTION	5
Total No			11
PRECINCT #0584 TOTAL			18



PRECINCT #0594

Counted	Reason Code	Description	Count
Yes			
	A1	NEW RESIDENT BALLOT VERIFIED AND ADDRESS UPDATED	3
	A2	EARLY BALLOT REQUESTED AND NOT RETURNED	1
	A5	REGISTRATION RECEIVED TOO LATE TO BE INCLUDED IN ROSTER	1
	A7	ID ADDRESS DOESN'T MATCH SIGNATURE ROSTER	2
Total Yes			7
No			
	B10	YOU ARE NOT REGISTERED TO VOTE	1
	B12	YOU WERE NOT ELIGIBLE TO VOTE IN THIS ELECTION	1
Total No			2
PRECINCT #0594 TOTAL			9

PRECINCT #0600

Counted	Reason Code	Description	Count
Yes			
	A1	NEW RESIDENT BALLOT VERIFIED AND ADDRESS UPDATED	3
	A2	EARLY BALLOT REQUESTED AND NOT RETURNED	2
	A3	OFFICE ERROR OCCURRED VERIFIED AND CORRECTED	1
	A5	REGISTRATION RECEIVED TOO LATE TO BE INCLUDED IN ROSTER	1
	A7	ID ADDRESS DOESN'T MATCH SIGNATURE ROSTER	2
Total Yes			9
No			
	B10	YOU ARE NOT REGISTERED TO VOTE	3
	B12	YOU WERE NOT ELIGIBLE TO VOTE IN THIS ELECTION	4
	B13	YOUR EARLY BALLOT WAS SENT. RETURNED AND COUNTED	1
	B17	CONDITIONAL PROVISIONAL - SUFFICIENT ID NOT PROVIDED BY DEADLINE	2
Total No			10
PRECINCT #0600 TOTAL			19



PRECINCT #0633

Counted	Reason Code	Description	Count
Yes			
	A5	REGISTRATION RECEIVED TOO LATE TO BE INCLUDED IN ROSTER	1
Total Yes			1
No			
	B12	YOU WERE NOT ELIGIBLE TO VOTE IN THIS ELECTION	2
Total No			2
PRECINCT #0633 TOTAL			3

PRECINCT #0647

Counted	Reason Code	Description	Count
Yes			
	A1	NEW RESIDENT BALLOT VERIFIED AND ADDRESS UPDATED	2
	A2	EARLY BALLOT REQUESTED AND NOT RETURNED	1
	A5	REGISTRATION RECEIVED TOO LATE TO BE INCLUDED IN ROSTER	5
Total Yes			8
No			
	B10	YOU ARE NOT REGISTERED TO VOTE	5
	B12	YOU WERE NOT ELIGIBLE TO VOTE IN THIS ELECTION	5
Total No			10
PRECINCT #0647 TOTAL			18



PRECINCT #0657

Counted	Reason Code	Description	Count
Yes			
	A1	NEW RESIDENT BALLOT VERIFIED AND ADDRESS UPDATED	1
	A5	REGISTRATION RECEIVED TOO LATE TO BE INCLUDED IN ROSTER	2
	A7	ID ADDRESS DOESN'T MATCH SIGNATURE ROSTER	1
Total Yes			4
No			
	B10	YOU ARE NOT REGISTERED TO VOTE	2
	B12	YOU WERE NOT ELIGIBLE TO VOTE IN THIS ELECTION	3
	B17	CONDITIONAL PROVISIONAL - SUFFICIENT ID NOT PROVIDED BY DEADLINE	1
Total No			6
PRECINCT #0657 TOTAL			10

PRECINCT #0660

Counted	Reason Code	Description	Count
Yes			
	A5	REGISTRATION RECEIVED TOO LATE TO BE INCLUDED IN ROSTER	1
	A7	ID ADDRESS DOESN'T MATCH SIGNATURE ROSTER	1
Total Yes			2
No			
	B10	YOU ARE NOT REGISTERED TO VOTE	4
	B17	CONDITIONAL PROVISIONAL - SUFFICIENT ID NOT PROVIDED BY DEADLINE	1
Total No			5
PRECINCT #0660 TOTAL			7



PRECINCT #0666

Counted	Reason Code	Description	Count
Yes			
	A5	REGISTRATION RECEIVED TOO LATE TO BE INCLUDED IN ROSTER	1
	A7	ID ADDRESS DOESN'T MATCH SIGNATURE ROSTER	2
Total Yes			3
No			
	B10	YOU ARE NOT REGISTERED TO VOTE	8
	B12	YOU WERE NOT ELIGIBLE TO VOTE IN THIS ELECTION	7
	B17	CONDITIONAL PROVISIONAL - SUFFICIENT ID NOT PROVIDED BY DEADLINE	1
Total No			16
PRECINCT #0666 TOTAL			19

PRECINCT #0698

Counted	Reason Code	Description	Count
Yes			
	A1	NEW RESIDENT BALLOT VERIFIED AND ADDRESS UPDATED	3
	A2	EARLY BALLOT REQUESTED AND NOT RETURNED	1
	A5	REGISTRATION RECEIVED TOO LATE TO BE INCLUDED IN ROSTER	1
	A7	ID ADDRESS DOESN'T MATCH SIGNATURE ROSTER	6
Total Yes			11
No			
	B10	YOU ARE NOT REGISTERED TO VOTE	2
	B12	YOU WERE NOT ELIGIBLE TO VOTE IN THIS ELECTION	4
	B13	YOUR EARLY BALLOT WAS SENT. RETURNED AND COUNTED	1
Total No			7
PRECINCT #0698 TOTAL			18



PRECINCT #0722

Counted	Reason Code	Description	Count
Yes			
	A5	REGISTRATION RECEIVED TOO LATE TO BE INCLUDED IN ROSTER	1
			Total Yes
			1
No			
	B10	YOU ARE NOT REGISTERED TO VOTE	7
	B12	YOU WERE NOT ELIGIBLE TO VOTE IN THIS ELECTION	3
	B13	YOUR EARLY BALLOT WAS SENT. RETURNED AND COUNTED	1
	B17	CONDITIONAL PROVISIONAL - SUFFICIENT ID NOT PROVIDED BY DEADLINE	1
			Total No
			12
			PRECINCT #0722 TOTAL
			13

PRECINCT #0747

Counted	Reason Code	Description	Count
Yes			
	A1	NEW RESIDENT BALLOT VERIFIED AND ADDRESS UPDATED	1
	A2	EARLY BALLOT REQUESTED AND NOT RETURNED	1
	A5	REGISTRATION RECEIVED TOO LATE TO BE INCLUDED IN ROSTER	1
	A7	ID ADDRESS DOESN'T MATCH SIGNATURE ROSTER	2
			Total Yes
			5
No			
	B10	YOU ARE NOT REGISTERED TO VOTE	3
	B12	YOU WERE NOT ELIGIBLE TO VOTE IN THIS ELECTION	1
			Total No
			4
			PRECINCT #0747 TOTAL
			9



SUMMARY - ALL PRECINCTS

Counted	Reason Code	Description	Count
Yes			
	A1	NEW RESIDENT BALLOT VERIFIED AND ADDRESS UPDATED	79
	A2	EARLY BALLOT REQUESTED AND NOT RETURNED	49
	A3	OFFICE ERROR OCCURRED VERIFIED AND CORRECTED	2
	A5	REGISTRATION RECEIVED TOO LATE TO BE INCLUDED IN ROSTER	115
	A7	ID ADDRESS DOESN'T MATCH SIGNATURE ROSTER	155
Total Yes			400
No			
	B10	YOU ARE NOT REGISTERED TO VOTE	255
	B12	YOU WERE NOT ELIGIBLE TO VOTE IN THIS ELECTION	182
	B13	YOUR EARLY BALLOT WAS SENT. RETURNED AND COUNTED	27
	B17	CONDITIONAL PROVISIONAL - SUFFICIENT ID NOT PROVIDED BY DEADLINE	33
Total No			497
Cumulative Total:			897

Note: There were 58550 Early Ballot recipients that had not RETURNED their Early Ballot and consequently were issued a standard ballot on Election Day. These were processed as real-time Provisional Ballots.