

RESOLUTION NO. 7805

A RESOLUTION OF THE COUNCIL OF THE CITY OF SCOTTSDALE, ARIZONA, DECLARING THE OFFICIAL CANVASS OF VOTES CAST IN THE CITY OF SCOTTSDALE RUNOFF ELECTION HELD NOVEMBER 4, 2008; AND DECLARING THE ELECTION OF THE MAYOR AND THREE COUNCILMEMBERS.

WHEREAS, pursuant to Article 9, Section 1 of the Scottsdale City Charter, the City of Scottsdale, Arizona, held a Runoff Election on November 4, 2008, for the purpose of electing a mayor and three council members for the City of Scottsdale; and

WHEREAS, A.R.S. § 16-642 requires that the City Council canvass the returns of the election no later than twenty (20) days following the election; and

WHEREAS, the City Council, having canvassed the returns of the Runoff Election, finds the returns to be as stated in this resolution; now, therefore, be it

RESOLVED by the Council of the City of Scottsdale as follows:

1. The results of the canvass having been determined, the official canvass of the City of Scottsdale Runoff Election held on November 4, 2008 is as follows:
 - a) A summary of the number of votes cast in each district for each candidate for the offices of mayor and council member is shown on Exhibit A, which is attached and incorporated by this reference.
 - b) A precinct group detail of the number of ballots cast and number of rejected ballots by district is shown on Exhibit B, which is attached and incorporated by this reference.
2. The following named candidate, having received the greatest number of votes cast in the Runoff Election for the office of mayor, was elected to a four-year term:

W. J. "Jim" Lane


Resolution No. 7805
November 24, 2008
Page 2 of 2

3. The following three named candidates, having received the first, second, and third highest number of votes cast in the Runoff Election for the office of councilmember, were elected to four-year terms:


Ron McCullagh
Lisa Borowsky
Suzanne Klapp

PASSED AND ADOPTED by the Council of the City of Scottsdale this 24th day of November, 2008.

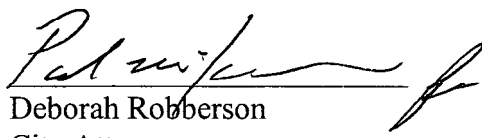
CITY OF SCOTTSDALE,
an Arizona municipal corporation


Mary Manross
Mayor

ATTEST:


Carolyn Jagger
City Clerk

APPROVED AS TO FORM:


Deborah Robberson
City Attorney

RESOLUCIÓN NO. 7805

UNA RESOLUCIÓN DEL CONCEJO DE LA CIUDAD DE SCOTTSDALE, ARIZONA DECLARANDO EL ESCRUTINIO OFICIAL DE LOS VOTOS EMITIDOS EN LA ELECCIÓN FINAL DE LA CIUDAD DE SCOTTSDALE QUE SE CELEBRÓ EL 4 DE NOVIEMBRE DE 2008; Y DECLARANDO LA ELECCIÓN DEL ALCALDE Y DE TRES MIEMBROS DEL CONCEJO.

VISTO QUE, de acuerdo con el Artículo 9, Sección 1 de la Constitución de la Ciudad de Scottsdale la Ciudad de Scottsdale, Arizona, celebró una Elección Final el 4 de noviembre de 2008, con el propósito de elegir un alcalde y tres miembros del concejo para la Ciudad de Scottsdale; y

VISTO QUE, los Estatutos Revisados de Arizona § 16-642 ordenan que el Concejo de la Ciudad complete el escrutinio de los resultados de la elección no más tarde que veinte (20) días después de la elección; y

VISTO QUE, el Concejo de la Ciudad de Scottsdale, habiendo completado el escrutinio de los resultados de la Elección Final, encuentra los resultados ser como se declaran en esta resolución, ahora, por consiguiente.

RESUELVE el Concejo de la Ciudad de Scottsdale como lo que sigue:

1. Los resultados del escrutinio se han determinado, el escrutinio oficial de la Elección Final de la Ciudad de Scottsdale que se celebró el 4 de noviembre de 2008 son como lo que sigue:
 - a) Un resumen del número de votos emitidos en cada distrito para cada candidato para los puestos de alcalde y miembro del concejo como se muestra en el Documento de Prueba A, adjunto a esto e incorporado por esta referencia.
 - b) Una explicación detallada del grupo de precintos del número de boletas emitidas y el número de boletas rechazadas por distrito como se muestra en el Documento de Prueba B, adjunto a esto e incorporado por esta referencia.
2. El siguiente nombrado candidato, habiendo recibido el mayor número de los votos emitidos en la Elección Final para el cargo de alcalde, fue elegido a un plazo de cuatro años:

W. J. "Jim" Lane

3. Los siguientes tres nombrados candidatos, habiendo recibido el primer, segundo, y tercer número mayor de los votos emitidos en la Elección Final para el cargo de miembro del concejo, fueron elegidos a plazos de cuatro años:

Ron McCullagh
Lisa Borowsky
Suzanne Klapp

PASADA Y ADOPTADA por el Concejo de la Ciudad de Scottsdale este día 24 de noviembre de 2008.

CIUDAD DE SCOTTSDALE,
una corporación municipal de Arizona

/s/ Mary Manross
Alcalde

CERTIFICA:

/s/ Carolyn Jagger
Secretaria de la Ciudad

APROBADA EN FORMA:

/s/ Paul Norman para Deborah Robberson
Abogada de la Ciudad

**RESOLUTION NO. 7805/RESOLUCION NO. 7805
EXHIBIT "A"/DOCUMENTO DE PRUEBA "A"
OFFICIAL CANVASS/EXAMEN OFICIAL DE VOTAS
CITY OF SCOTTSDALE/CIUDAD DE SCOTTSDALE
NOVEMBER 4, 2008 RUNOFF ELECTION/4 DE NOVIEMBRE DE 2008 ELECCION FINAL**

Mayor	<u>0041</u>	<u>0066</u>	<u>0075</u>	<u>0084</u>	<u>0100</u>	<u>0144</u>	<u>0153</u>	<u>0164</u>	<u>0166</u>	<u>0173</u>	<u>0182</u>	<u>0210</u>	<u>0212</u>	<u>0213</u>	<u>0229</u>	<u>0235</u>
LANE, W.J. "Jim"	449	1339	449	372	422	356	371	673	485	515	411	618	304	641	419	773
MANROSS, Mary	412	1057	466	403	423	343	409	561	469	462	431	631	315	963	366	880
Unqualified Write-Ins	1	4	1	2	2	1	2	2	2	0	2	1	1	1	0	2

Mayor	<u>0261</u>	<u>0275</u>	<u>0316</u>	<u>0347</u>	<u>0350</u>	<u>0383</u>	<u>0394</u>	<u>0417</u>	<u>0430</u>	<u>0438</u>	<u>0459</u>	<u>0469</u>	<u>0474</u>	<u>0481</u>	<u>0482</u>	<u>0483</u>
LANE, W.J. "Jim"	338	806	491	537	418	690	550	753	576	487	265	592	537	841	792	313
MANROSS, Mary	305	784	377	438	336	618	500	832	655	523	282	599	437	862	907	339
Unqualified Write-Ins	0	2	1	2	0	2	2	2	0	3	1	2	2	2	1	1

Mayor	<u>0484</u>	<u>0488</u>	<u>0618</u>	<u>0630</u>	<u>0636</u>	<u>0637</u>	<u>0641</u>	<u>0643</u>	<u>0664</u>	<u>0671</u>	<u>0686</u>	<u>0690</u>	<u>0693</u>	<u>0706</u>	<u>0714</u>	<u>0716</u>
LANE, W.J. "Jim"	431	613	710	450	851	1035	522	413	302	627	558	1103	740	570	621	576
MANROSS, Mary	399	822	707	481	1016	1120	726	385	288	691	475	764	638	536	532	537
Unqualified Write-Ins	4	2	4	4	3	1	1	0	1	1	2	1	1	0	2	0

Mayor	<u>0717</u>	<u>0718</u>	<u>0719</u>	<u>0730</u>	<u>0731</u>	<u>0736</u>	<u>0739</u>	<u>0740</u>	<u>0743</u>	<u>0767</u>	<u>0770</u>	<u>0771</u>	<u>0775</u>	<u>0779</u>	<u>0781</u>	<u>0784</u>
LANE, W.J. "Jim"	1149	872	768	487	550	323	472	387	548	411	438	656	483	331	455	569
MANROSS, Mary	778	727	646	398	624	405	418	503	579	270	543	803	536	396	496	668
Unqualified Write-Ins	1	1	0	0	6	2	4	0	1	1	1	0	0	1	4	1

Mayor	<u>0801</u>	<u>0824</u>	<u>0828</u>	<u>0842</u>	<u>0854</u>	<u>0856</u>	<u>0859</u>	<u>0903</u>	<u>0929</u>	<u>0931</u>	<u>0958</u>	<u>0976</u>	<u>0987</u>	<u>1004</u>	<u>1005</u>	<u>1010</u>
LANE, W.J. "Jim"	421	956	633	669	284	393	586	730	777	563	525	1294	0	688	1233	652
MANROSS, Mary	553	496	798	717	311	316	785	712	746	475	429	1375	0	631	767	904
Unqualified Write-Ins	2	2	1	1	0	2	1	2	1	1	0	4	0	4	3	1

Mayor	<u>1021</u>	<u>1040</u>	<u>1085</u>	<u>1086</u>	<u>1092</u>	<u>1137</u>	<u>1138</u>
LANE, W.J. "Jim"	367	762	732	705	573	685	1016
MANROSS, Mary	362	845	601	541	708	715	1179
Unqualified Write-Ins	2	4	0	1	4	1	0

Mayor	TOTAL VOTES	% VOTES CAST	% BALLOTS CAST
LANE, W.J. "Jim"	51,848	50.22%	44.60%
MANROSS, Mary	51,258	49.65%	44.09%
Unqualified Write-Ins	134	0.13%	0.12%

TOTAL REGISTERED VOTERS:	135,991
TOTAL BALLOTS CAST:	116,255
TOTAL REJECTED BALLOTS:	464
TURNOUT:	85.49%

RESOLUTION NO. 7805/RESOLUCION NO. 7805
 EXHIBIT "A"/DOCUMENTO DE PRUEBA "A"
 CANVASS OF RUNOFF ELECTION/EXAMEN OFICIAL DE VOTAS DE LA ELECCION FINAL
 PAGE 2 OF 3/PAGINA 2 DE 3

<u>Council</u>	<u>0041</u>	<u>0066</u>	<u>0075</u>	<u>0084</u>	<u>0100</u>	<u>0144</u>	<u>0153</u>	<u>0164</u>	<u>0166</u>	<u>0173</u>	<u>0182</u>	<u>0210</u>	<u>0212</u>	<u>0213</u>	<u>0229</u>	<u>0235</u>
BOROWSKI, Lisa	316	1,018	335	263	254	263	276	433	384	351	321	466	236	550	349	582
DRAKE, Betty	354	831	291	311	291	281	273	445	366	360	308	471	226	648	272	527
GILLER, Tom	289	711	209	213	235	209	202	332	288	317	251	322	148	417	283	423
KLAPP, Suzanne	351	900	332	262	280	261	291	407	352	356	316	430	191	603	280	674
MCCULLAGH, Ron	426	953	311	296	308	288	306	489	398	407	343	466	238	619	287	658
NESVIG, Nan	238	581	225	166	211	186	173	310	258	228	226	289	133	353	207	357
Write-Ins	7	8	2	4	5	8	3	3	6	3	23	6	2	11	2	12
<u>Council</u>	<u>0261</u>	<u>0275</u>	<u>0316</u>	<u>0347</u>	<u>0350</u>	<u>0383</u>	<u>0394</u>	<u>0417</u>	<u>0430</u>	<u>0438</u>	<u>0459</u>	<u>0469</u>	<u>0474</u>	<u>0481</u>	<u>0482</u>	<u>0483</u>
BOROWSKI, Lisa	250	573	308	442	253	501	431	579	484	390	219	496	394	687	616	274
DRAKE, Betty	194	522	324	357	254	455	370	580	452	359	196	502	346	664	618	240
GILLER, Tom	259	397	280	324	230	410	334	422	335	285	130	328	298	480	504	183
KLAPP, Suzanne	196	547	281	329	243	482	398	572	448	383	209	459	348	615	618	214
MCCULLAGH, Ron	245	566	367	352	305	523	449	656	487	356	234	488	380	734	693	258
NESVIG, Nan	191	334	290	234	198	357	302	328	328	225	134	372	237	468	378	184
Write-Ins	0	3	1	10	1	5	4	3	13	8	7	2	7	11	3	2
<u>Council</u>	<u>0484</u>	<u>0488</u>	<u>0618</u>	<u>0630</u>	<u>0636</u>	<u>0637</u>	<u>0641</u>	<u>0643</u>	<u>0664</u>	<u>0671</u>	<u>0686</u>	<u>0690</u>	<u>0693</u>	<u>0706</u>	<u>0714</u>	<u>0716</u>
BOROWSKI, Lisa	359	581	589	368	719	753	483	341	238	520	364	724	564	447	471	382
DRAKE, Betty	310	465	537	320	675	619	458	292	232	510	335	646	541	445	440	348
GILLER, Tom	325	403	450	260	458	514	318	250	158	360	262	595	386	334	389	333
KLAPP, Suzanne	367	581	486	330	691	807	429	303	226	476	342	637	556	405	378	355
MCCULLAGH, Ron	336	513	541	374	776	872	454	321	251	536	408	742	629	487	467	422
NESVIG, Nan	233	343	413	206	483	453	296	215	169	307	245	556	410	315	310	290
Write-Ins	7	3	7	4	11	10	2	2	3	5	4	11	4	2	5	2
<u>Council</u>	<u>0717</u>	<u>0718</u>	<u>0719</u>	<u>0730</u>	<u>0731</u>	<u>0736</u>	<u>0739</u>	<u>0740</u>	<u>0743</u>	<u>0767</u>	<u>0770</u>	<u>0771</u>	<u>0775</u>	<u>0779</u>	<u>0781</u>	<u>0784</u>
BOROWSKI, Lisa	645	555	547	381	470	267	373	363	429	294	375	574	398	271	369	471
DRAKE, Betty	618	540	437	327	431	283	350	292	302	307	394	547	396	243	372	402
GILLER, Tom	537	428	364	295	325	172	249	239	267	230	254	351	258	186	273	348
KLAPP, Suzanne	671	561	434	344	396	313	309	321	387	258	339	472	347	293	342	466
MCCULLAGH, Ron	768	593	569	395	415	359	354	372	419	301	368	504	425	288	377	448
NESVIG, Nan	512	351	325	254	245	137	235	185	259	177	235	291	223	146	238	248
Write-Ins	23	4	6	3	9	0	7	7	4	8	4	8	1	9	17	9

RESOLUTION NO. 7805/RESOLUCION NO. 7805
 EXHIBIT "A"/DOCUMENTO DE PRUEBA "A"
 CANVASS OF RUNOFF ELECTION/EXAMEN OFICIAL DE VOTAS DE LA ELECCION FINAL
 PAGE 3 OF 3/PAGINA 3 DE 3

<u>Council</u>	<u>0801</u>	<u>0824</u>	<u>0828</u>	<u>0842</u>	<u>0854</u>	<u>0856</u>	<u>0859</u>	<u>0903</u>	<u>0929</u>	<u>0931</u>	<u>0958</u>	<u>0976</u>	<u>0987</u>	<u>1004</u>	<u>1005</u>	<u>1010</u>
BOROWSKI, Lisa	384	539	545	527	202	319	515	610	533	406	358	1,023	0	560	713	533
DRAKE, Betty	332	425	509	526	218	289	429	432	536	360	356	830	0	542	635	525
GILLER, Tom	288	456	370	310	144	243	345	420	432	344	296	650	0	421	555	359
KLAPP, Suzanne	369	514	496	475	215	269	520	476	607	383	392	922	0	511	721	541
MCCULLAGH, Ron	354	564	590	636	265	286	550	509	620	433	386	978	0	512	849	628
NESVIG, Nan	203	385	347	409	120	175	287	267	394	304	240	583	0	380	474	358
Write-Ins	10	1	3	2	3	5	6	3	1	0	6	19	0	8	6	12

<u>Council</u>	<u>1021</u>	<u>1040</u>	<u>1085</u>	<u>1086</u>	<u>1092</u>	<u>1137</u>	<u>1138</u>
BOROWSKI, Lisa	296	612	481	451	493	538	753
DRAKE, Betty	277	449	465	413	458	439	687
GILLER, Tom	216	403	333	373	366	345	568
KLAPP, Suzanne	274	656	495	447	483	478	832
MCCULLAGH, Ron	266	597	583	468	456	552	883
NESVIG, Nan	154	357	328	319	231	331	465
Write-Ins	5	1	3	0	10	1	9

<u>Council</u>	<u>TOTAL VOTES</u>	<u>% VOTES CAST</u>	<u>% BALLOTS CAST</u>	TOTAL REGISTERED VOTERS:	135,991
BOROWSKI, Lisa	39,370	18.90%	33.87%	TOTAL BALLOTS CAST:	116,255
DRAKE, Betty	36,234	17.39%	31.17%	TOTAL REJECTED BALLOTS:	464
GILLER, Tom	28,856	13.85%	24.82%	TURNOUT:	85.49%
KLAPP, Suzanne	37,326	17.92%	32.11%		
MCCULLAGH, Ron	40,935	19.65%	35.21%		
NESVIG, Nan	25,117	12.06%	21.61%		
Unqualified Write-Ins	500	0.24%	0.43%		

November 4, 2008

Summary Report

Maricopa County

FINAL RESULTS

MAYOR - CITY OF SCOTTSDALE	(86)	86/86	100.00%
Under Votes: 12954			
Over Votes: 61			
- LANE, W.J. "JIM"		51,848	50.22%
- MANROSS, MARY		51,258	49.65%
Write-In Candidate		134	0.13%
	Total ...	103,240	100.00%
COUNCILMEMBER CITY OF SCOTTSDALE (vote for 3)	(86)	86/86	100.00%
Under Votes: 139926			
Over Votes: 501			
- BOROWSKY, LISA		39,370	18.90%
- DRAKE, BETTY		36,234	17.39%
- GILLER, TOM		28,856	13.85%
- KLAPP, SUZANNE		37,326	17.92%
- McCULLAGH, RON		40,935	19.65%
- NESVIG, NAN		25,117	12.06%
Write-In Candidate		500	0.24%
	Total ...	208,338	100.00%

MRC_20081104_E
 11/4/2008
 Precinct Canvass
 Maricopa County

1 MAYOR - CITY OF SCOTTSDALE

	Registered	Ballots Cast	Turnout (%)	LANE, W. J. "JIM"	MANROSS, MARY	Write-In Candidate	Over Votes	Under Votes										
0041 BARNES	1091	946	86.71	449	412	1	1	83										
0066 BRONCO	3046	2711	89.00	1339	1057	4	1	310										
0075 CACTUS GLEN	1169	1001	85.63	449	466	1		85										
0084 CAMELVIEW	1029	878	85.33	372	403	2	1	100										
0100 CASCADE	1074	912	84.92	422	423	2		65										
0144 CHAPARRAL	979	797	81.41	356	343	1	1	96										
0153 CIELO	1041	875	84.15	371	409	2		94										
0164 COCOPAH	1680	1389	82.68	673	561	2		153										
0166 COLUMBUS	1278	1086	84.98	485	469	2	1	129										
0173 CONTINENTAL	1381	1152	83.42	515	462			175										
0182 CORONADO	1165	974	83.61	411	431	2	2	128										
0210 DEER CANYON	1645	1391	84.56	618	631	1	1	140										
0212 DEERVIEW	912	767	84.10	304	315	1	1	146										
0213 DEL JOYA	2014	1764	87.59	641	963	1	1	158										
0229 DIAMOND	1182	909	76.90	419	366			124										
0235 DREYFUS	2204	1894	85.93	773	880	2	1	238										
0261 EXETER	787	703	89.33	338	305			60										
0275 DC RANCH	2001	1785	89.21	806	784	2	1	192										
0316 DESERT HIGHLANDS	996	916	91.97	491	377	1		47										
0347 GRACE	1419	1163	81.96	537	438	2		186										
0350 GRANITE MOUNTAIN	688	615	89.39	418	336		1	60										
0383 HOHOKAM	1824	1475	80.87	690	618	2	3	162										
0394 HUBBELL	1520	1212	79.74	550	500	2	1	159										
0417 KALIL	2087	1767	84.67	753	832	2	2	178										
0430 LAKESIDE	1599	1366	85.40	576	655			125										
0438 LAUREL	1377	1153	83.73	487	523	3		140										
0459 LUCAS	727	606	83.36	265	282	1	1	57										
0469 MALAPAI	1430	1259	88.04	592	599	2		66										
0474 MARICOPA	1355	1120	82.66	537	437	2		144										
0481 MCCORMICK EAST	2075	1867	89.98	841	862	2		162										
0482 MCCORMICK WEST	2178	1888	86.69	792	907	1		188										
0483 MCDONALD	881	735	83.43	313	339	1		82										
0484 MCKELLIPS PARK	1242	960	77.29	431	399	4	1	125										
0488 MEADOW HILLS	2046	1686	82.40	613	822	2	3	246										
0618 MOHAVE	1961	1605	81.85	710	707	4	1	183										
0630 MOONSET	1148	1034	90.07	450	481	4		99										
0636 MOUNTAIN VISTA	2358	2048	86.85	851	1016	3	1	177										
0637 MOUNTAINSIDE	2730	2368	86.74	1035	1120	1		212										
0641 MUSTANG	1565	1362	87.03	522	726	1		113										
0643 NAVAJO	1028	876	85.21	413	385		1	77										
0664 ORANGE	747	671	89.83	302	288	1	1	79										
0671 PAIUTE	2163	1635	75.59	627	691	1	1	315										
0686 PARK MEADOWS	1347	1166	86.56	558	475	2		131										
0690 PEAK VIEW	2287	2085	91.17	1103	764	1	1	216										

EXHIBIT "A"/DOCUMENTO DE PRUEBA "A"

Maricopa County
MRC_20081104_E

Precinct Canvass
November 4, 2008

1 MAYOR - CITY OF SCOTTSDALE

	Registered	Ballots Cast	Turnout (%)	LANE, W.J. "JM"	MANROSS, MARY	Write-In Candidate	Over Votes	Under Votes							
0693 PEGOS	1743	1489	85.43	740	638	1	1	109							
0706 PEPPERTREE	1411	1194	84.62	570	536			88							
0714 PIMA	1529	1282	83.85	621	532	2		127							
0716 PINE VALLEY	1431	1229	85.88	576	537		1	115							
0717 PINNACLE PEAK	2319	2075	89.48	1149	778	1	1	146							
0718 PINNACLE SOUTH	1991	1788	89.80	872	727	1	2	186							
0719 PINNACLE WEST	1802	1605	89.07	768	646		1	190							
0730 PRINCETON	1199	973	81.15	487	398			88							
0731 PUEBLO	1851	1459	78.82	550	624	6	1	278							
0736 RAIN TREE	899	785	87.32	323	405	2		55							
0739 REDWING	1267	1001	79.01	472	418	4		107							
0740 RHODES	1352	1074	79.44	387	503		1	183							
0743 RIO MONTANA	1449	1275	87.99	548	579	1		147							
0767 SALT RIVER	916	730	79.69	411	270	1	1	47							
0770 SAN SIMON	1266	1097	86.65	438	543	1	1	114							
0771 SAN VICTOR	2118	1754	82.81	656	803			295							
0775 SANDY SHORES	1336	1142	85.48	483	536		1	122							
0779 SANTO	922	810	87.85	331	396	1	1	81							
0781 SCOTTSDALE	1326	1081	81.52	455	496	4	1	125							
0784 SENTRY	1807	1473	81.52	569	668	1		235							
0801 SILVER SPUR	1372	1105	80.54	421	553	2	2	127							
0824 STAGECOACH	1750	1614	92.23	956	496	2	2	158							
0828 STONEGATE	1791	1593	88.94	633	798	1	1	160							
0842 SUNDOWN	1762	1543	87.57	669	717	1		156							
0854 PUEBLO BONITO	775	651	84.00	284	311			56							
0856 SUPAI	1017	806	79.25	393	316	2		95							
0859 SUTTON	1748	1536	87.87	586	785	1	1	163							
0903 SERA BRISA	1983	1745	88.00	730	712	2	1	300							
0929 TERRAVITA	1887	1709	90.57	777	746	1		185							
0931 THORNWOOD	1360	1128	82.94	563	475	1	1	88							
0958 VIRGINIA	1324	1056	79.76	525	429			102							
0976 WESTWORLD	3437	2998	87.23	1294	1375	4	4	321							
1004 YUMA	1792	1457	81.31	688	631	4	2	132							
1005 PINNACLE VISTA	2440	2179	89.30	1233	767	3	1	175							
1010 SALTILLO	1938	1716	88.54	652	904	1		159							
1021 WINDRUNNER	1098	912	83.06	367	362	2		181							
1040 GRAYHAWK	2023	1873	92.59	762	845	4	1	261							
1085 WESTLAND	1639	1473	89.87	732	601			140							
1086 LOMA VERDES	1615	1434	88.79	705	541	1	1	186							
1092 MIRADA	1869	1508	80.68	573	708	4		223							
1137 HUALAPAI	1989	1687	84.82	685	715	1	1	285							
1138 SIERRA HILLS	2792	2453	87.86	1016	1179			258							
	135991	116255	85.49	51848	51258	134	61	12954							

EXHIBIT "A"/DOCUMENTO DE PRUEBA "A"

Maricopa County
MRC_20081104_E

Precinct Canvass
November 4, 2008

1 COUNCILMEMBER CITY OF SCOTTSDALE (vote for 3)

	Registered	Ballots Cast	Turnout (%)	BOROWSKY, LISA	DRAKE, BETTY	GALLER, TOM	KLAPP, SUZANNE	MCCULLAGH, RON	NESSIG, NAN	Write-In Candidate	Over Votes	Under Votes			
0041 BARNES	1091	946	86.71	316	354	289	351	426	238	7		857			
0066 BRONCO	3046	2711	89.00	1018	831	711	900	953	581	8	9	3122			
0075 CACTUS GLEN	1169	1001	85.63	335	291	209	332	311	225	2	6	1292			
0084 CAMELVIEW	1029	878	85.33	263	311	213	262	296	166	4	3	1116			
0100 CASCADE	1074	912	84.92	254	291	235	280	308	211	5	6	1146			
0144 CHAPARRAL	979	797	81.41	263	281	209	261	288	186	8	3	892			
0153 CIELO	1041	876	84.16	276	273	202	291	306	173	3		1104			
0164 COCOPAH	1680	1389	82.68	433	445	332	407	489	310	3		1748			
0166 COLUMBUS	1278	1086	84.98	384	366	288	352	398	258	6	3	1203			
0173 CONTINENTAL	1381	1152	83.42	351	360	317	356	407	228	3		1434			
0182 CORONADO	1165	974	83.61	321	308	251	316	343	226	23	9	1125			
0210 DEER CANYON	1645	1391	84.56	466	471	322	430	466	289	6	3	1720			
0212 DEERVUE	912	767	84.10	236	226	148	191	238	133	2	3	1124			
0213 DEL JOYA	2014	1764	87.59	550	648	417	603	619	353	11	9	2082			
0229 DIAMOND	1182	909	76.90	349	272	283	280	287	207	2		1047			
0235 DREYFUS	2204	1894	85.93	582	527	423	674	658	357	12	6	2443			
0261 EXETER	787	703	89.33	250	194	259	196	245	191			774			
0275 DC RANCH	2001	1785	89.21	573	522	397	547	566	334	3	9	2404			
0316 DESERT HIGHLANDS	1996	916	91.97	308	324	280	281	367	290	1	6	891			
0347 GRACE	1419	1163	81.96	442	357	324	329	352	234	10	6	1435			
0350 GRANITE MOUNTAIN	888	815	91.78	253	254	230	243	305	198	1	9	952			
0383 HOHOKAM	1824	1475	80.87	501	455	410	482	523	357	5	6	1686			
0394 HUBBELL	1520	1212	79.74	431	370	334	398	449	302	4	15	1333			
0417 KALIL	2087	1767	84.67	579	580	422	572	656	328	3	6	2155			
0430 LAKESIDE	1599	1356	84.80	484	452	335	448	487	328	13	6	1515			
0438 LAUREL	1377	1153	83.73	390	359	285	383	356	225	8	12	1441			
0459 LUCAS	727	606	83.36	219	196	130	209	234	134	7	6	683			
0469 MALAPAI	1430	1259	88.04	496	502	328	459	488	372	2	3	1127			
0474 MARICOPA	1355	1120	82.66	394	346	298	348	380	237	7	3	1347			
0481 MCCORMICK EAST	2075	1867	89.98	687	664	480	615	734	468	11	6	1936			
0482 MCCORMICK WEST	2178	1888	86.69	616	618	504	618	693	378	3	9	2225			
0483 McDONALD	881	735	83.43	274	240	183	214	258	184	2	6	844			
0484 MCKELLIPS PARK	1242	960	77.29	359	310	325	367	336	233	7		943			
0488 MEADOW HILLS	2046	1686	82.40	581	465	403	581	513	343	3	9	2160			
0618 MOHAVE	1961	1605	81.85	589	537	450	486	541	413	7	12	1780			
0630 MOONSET	1148	1034	90.07	368	320	260	330	374	206	4	3	1237			
0636 MOUNTAIN VISTA	2358	2048	86.85	719	675	458	691	776	483	11	3	2328			
0637 MOUNTAINSIDE	2730	2368	86.74	753	619	514	807	872	453	10	6	3070			
0641 MUSTANG	1565	1362	87.03	483	458	318	429	454	296	2	3	1643			
0643 NAVAJO	1028	876	85.21	341	292	250	303	321	215	2	6	898			
0664 ORANGE	747	671	89.83	238	232	158	226	251	169	3	6	730			
0671 PAIUTE	2163	1635	75.59	520	510	360	476	536	307	5	9	2182			
0686 PARK MEADOWS	1347	1166	86.56	364	335	262	342	408	245	4	3	1535			
0690 PEAK VIEW	2287	2085	91.17	724	646	595	637	742	556	11	6	2338			
0693 PECOS	1743	1489	85.43	564	541	386	556	629	410	4	9	1368			
0706 PEPPERTREE	1411	1194	84.62	447	445	334	405	487	315	2	9	1138			
0714 PIMA	1529	1282	83.85	471	440	389	378	467	310	5	3	1383			
0716 PINE VALLEY	1431	1229	85.88	382	348	333	355	422	290	2	3	1552			
0717 PINNACLE PEAK	2319	2075	89.48	645	618	537	671	768	512	23	6	2445			
0718 PINNACLE SOUTH	1991	1788	89.80	555	540	428	561	593	351	4	6	2326			

EXHIBIT "A"/DOCUMENTO DE PRUEBA "A"

Maricopa County
MRC_20081104_E

Precinct Canvass
November 4, 2008

1 COUNCILMEMBER CITY OF SCOTTSDALE (vote for 3)

	Registered	Ballots Cast	Turnout (%)	1 BOROWSKY, USA	1 DRAKE, BETTY	1 GILLER, TOM	1 KLAPP, SUZANNE	1 McCULLAGH, RON	1 NESVIG, NAN	1 Write-In Candidate	1 Over Votes	1 Under Votes			
0719 PINNACLE WEST	1802	1605	89.07	547	437	364	434	569	325	6	6	2127			
0730 PRINCETON	1199	973	81.15	381	327	295	344	395	254	3	9	911			
0731 PUEBLO	1851	1459	78.82	470	431	325	396	415	245	9	3	2083			
0736 RAIN TREE	899	785	87.32	267	283	172	313	359	137		6	818			
0739 RED WING	1267	1001	79.01	373	350	249	309	354	235	7	3	1123			
0740 RHODES	1352	1074	79.44	363	292	239	321	372	185	7	3	1440			
0743 RIO MONTANA	1449	1275	87.99	429	302	267	387	419	259	4		1758			
0767 SALT RIVER	918	730	79.69	294	307	230	258	301	177	8	6	609			
0770 SAN SIMON	1266	1097	86.65	375	394	254	339	368	235	4	15	1307			
0771 SAN VICTOR	2118	1754	82.81	574	547	351	472	504	291	8	12	2503			
0775 SANDY SHORES	1336	1142	85.48	398	396	258	347	425	223	1	6	1372			
0779 SANTO	922	810	87.85	271	243	186	293	288	146	9	3	991			
0781 SCOTTSDALE	1326	1081	81.52	369	372	273	342	377	238	17	3	1252			
0784 SENTRY	1807	1473	81.52	471	402	348	466	448	248	9	9	2018			
0801 SILVER SPUR	1372	1105	80.54	384	332	288	369	354	203	10	6	1369			
0824 STAGE COACH	1750	1614	92.23	539	425	456	514	564	385	1		1958			
0828 STONEGATE	1791	1593	88.94	545	509	370	496	590	347	3	3	1916			
0842 SUNDOWN	1762	1543	87.57	527	526	310	475	636	409	2	9	1735			
0854 PUEBLO BONITO	775	651	84.00	202	218	144	215	265	120	3	3	783			
0856 SUPAI	1017	806	79.25	319	289	243	269	286	175	5		832			
0859 SUTTON	1748	1536	87.87	515	429	345	520	550	287	6	9	1947			
0903 SERA BRISA	1983	1745	88.00	610	432	420	476	509	267	3	15	2503			
0929 TERRAVITA	1887	1709	90.57	533	536	432	607	620	394	1	9	1995			
0931 THORNWOOD	1360	1128	82.94	406	360	344	383	433	304		6	1148			
0958 VIRGINIA	1324	1056	79.76	358	356	296	392	386	240	6		1134			
0976 WESTWORLD	3437	2998	87.23	1023	830	650	922	978	583	19	24	3965			
1004 YUMA	1792	1457	81.31	560	542	421	511	512	380	8	9	1428			
1005 PINNACLE VISTA	2440	2179	89.30	713	635	555	721	849	474	6	3	2581			
1010 SALTILLO	1938	1716	88.54	533	525	359	541	628	353	12	9	2183			
1021 WINDRUNNER	1098	912	83.06	296	277	216	274	266	154	5		1248			
1040 GRAYHAWK	2023	1873	92.59	612	449	403	656	597	357	1	3	2541			
1085 WESTLAND	1639	1473	89.87	481	465	333	495	583	328	3	3	1728			
1086 LOMA VERDES	1615	1434	88.79	451	413	373	447	468	319		3	1828			
1092 MIRADA	1869	1508	80.68	493	456	366	483	456	231	10	3	2024			
1137 HUALAPAI	1989	1687	84.82	538	439	345	478	552	331	1	9	2368			
1138 SIERRA HILLS	2792	2453	87.86	753	687	568	832	883	465	9	21	3141			
	135991	116255	85.49	39370	36234	28856	37326	40935	25117	500	501	139926			

RESOLUTION NO. 7805/RESOLUCION NO. 7805
 EXHIBIT "B"/DOCUMENTO DE PRUEBA "B"
 OFFICIAL CITY OF SCOTTSDALE
 NOVEMBER 4, 2008 GENERAL ELECTION RETURNS
 REJECTED BALLOTS BY PRECINCT

Precinct	Bad Signature	Returned Late	No Signature	Precinct	Bad Signature	Returned Late	No Signature
0041/BARNES	2		1	0693/PECOS			6
0066/BRONCO	2	1	7	0706/PEPPERTREE			1
0075/CACTUS GLEN	1	3	4	0714/PIMA	1		4
0084/CAMELVIEW	1	5	4	0716/PINE VALLEY	1		4
0100/CASCADE			2	0717/PINNACLE PEAK	3		7
0144/CHAPARRAL		2	1	0718/PINNACLE SOUTH	2	6	3
0153/CIELO		1	1	0719/PINNACLE WEST	2	2	2
0164/COCOPAH		3	3	0730/PRINCETON	1	1	4
0166/COLUMBUS			3	0731/PUEBLO		1	3
0173/CONTINENTAL	1		3	0736/RAINTREE	1		
0182/CORONADO			2	0739/REDWING		3	4
0210/DEER CANYON		3	3	0740/RHODES	2		4
0212/DEERVIEW		2		0743/RIO MONTANA	2	1	3
0213/DEL JOYA	1		6	0767/SALT RIVER			4
0229/DIAMOND		1	1	0770/SAN SIMON		1	3
0235/DREYFUS		1	5	0771/SAN VICTOR		1	3
0261/EXETER	1	2	1	0775/SANDY SHORES			4
0275/DC RANCH	1	4	4	0779/SANTO		1	
0316/DESERT HIGHLANDS	1	1		0781/SCOTTSDALE		2	4
0347/GRACE		1	3	0784/SENTRY	1		2
0350/GRANITE MOUNTAIN		1	2	0801/SILVER SPUR		1	
0383/HOHOKAM	1	1	1	0824/STAGECOACH		2	4
0394/HUBBELL			2	0828/STONEGATE	3	3	4
0417/KALIL	1	1	9	0842/SUNDOWN	1	1	4
0430/LAKESIDE		1	4	0854/PUEBLO BONITO		2	1
0438/LAUREL		2	1	0856/SUPAI	1	2	3
0459/LUCAS		2		0859/SUTTON	1	1	2
0469/MALAPAI			1	0903/SERA BRISA	1	1	6
0474/MARICOPA	4		1	0929/TERRAVITA			2
0481/MCCORMICK EAST	1	3	3	0931/THORNWOOD			2
0482/MCCORMICK WEST		1	4	0958/VIRGINIA			
0483/MCDONALD			1	0976/WESTWORLD	5	6	7
0484/MCKELLIPS PARK	2	3	5	0987/VISTA VERDE			
0488/MEADOW HILLS		1	2	1004/YUMA	1		5
0618/MOHAVE		2	4	1005/PINNACLE VISTA		2	3
0630/MOONSET		1	1	1010/SALTILLO	3	1	7
0636/MOUNTAIN VISTA	3	2	3	1021/WINDRUNNER		1	3
0637/MOUNTAINSIDE	1	5	6	1040/GRAYHAWK	4	5	2
0641/MUSTANG	1	4	3	1085/WESTLAND	1	2	3
0643/NAVAJO		1	1	1086/LOMA VERDES		5	3
0664/ORANGE		1		1092/MIRADA	1	3	2
0671/PAIUTE	1	1	5	1137/HUALAPAI	1	5	2
0686/PARK MEADOWS	1	2	3	1138/SIERRA HILLS	2	6	4
0690/PEAK VIEW	3	2	8				
				Totals	71	135	258

Total Rejected Ballots: 464