

RESOLUTION NO. 12687

A RESOLUTION OF THE COUNCIL OF THE CITY OF SCOTTSDALE, ARIZONA, DECLARING THE OFFICIAL CANVASS OF VOTES CAST IN THE CITY OF SCOTTSDALE GENERAL ELECTION HELD NOVEMBER 8, 2022; AND DECLARING THE ELECTION OF ONE CANDIDATE FOR THE OFFICE OF COUNCILMEMBER.

WHEREAS, two candidates, Kathy Littlefield and Solange Whitehead, received at the August 2, 2022 Primary Election, a majority of the legal votes cast for the office of Councilmember and were elected to those offices for four-year terms;

WHEREAS, pursuant to Article 9, Section 1 of the Scottsdale City Charter, the City of Scottsdale held a General Election on November 8, 2022, for the purpose of electing a Councilmember to fill the remaining open seat;

WHEREAS, A.R.S. § 16-642 requires that the City Council canvass the returns of the election no later than twenty (20) days following the election; and

WHEREAS, the City Council, having canvassed the returns of the November 8, 2022 General Election, finds the returns to be as stated in this resolution;


NOW THEREFORE BE IT RESOLVED by the Council of the City of Scottsdale as follows:

1. The results of the canvass having been determined, the official canvass of the City of Scottsdale General Election held on November 8, 2022 is as follows:
 - a) A summary of the number of votes cast in each precinct for each candidate for the office of Councilmember is shown on Exhibit A, which is attached and incorporated by this reference.
 - b) A precinct group detail of the number of rejected ballots by precinct is shown on Exhibit B, which is attached and incorporated by this reference.
2. The following named candidate, having received the greatest number of votes cast in the November 8, 2022 General Election for the office of Councilmember, was elected to a four-year term:

Barry Graham


PASSED AND ADOPTED by the Council of the City of Scottsdale this 28th day of November 2022.

CITY OF SCOTTSDALE,
an Arizona municipal corporation




David D. Ortega, Mayor

ATTEST:



Ben Lane, City Clerk

APPROVED AS TO FORM:



Sherry R. Scott, City Attorney
By: Janis Bladine, Sr. Assistant City Attorney

RESOLUCIÓN NÚM. 12687

UNA RESOLUCIÓN DEL CONCEJO DE LA CIUDAD DE SCOTTSDALE, ARIZONA, DECLARANDO LOS RESULTADOS OFICIALES DE LOS VOTOS EMITIDOS EN LA ELECCIÓN GENERAL DE LA CIUDAD DE SCOTTSDALE CELEBRADA EL 8 DE NOVIEMBRE DE 2022; Y DECLARANDO LA ELECCIÓN DE UN CANDIDATO PARA EL CARGO DE MIEMBRO DEL CONCEJO.

CONSIDERANDO QUE, dos candidatas, Kathy Littlefield y Solange Whitehead, recibieron en la Elección Primaria del 2 de agosto de 2022, la mayoría de los votos legales emitidos para el cargo de Miembro del Concejo y fueron elegidas para esos cargos por períodos de cuatro años;

CONSIDERANDO QUE, de conformidad con el Artículo 9, Sección 1 de la Constitución de la Ciudad de Scottsdale, la Ciudad de Scottsdale llevó a cabo una Elección General el 8 de noviembre de 2022, con el propósito de elegir a un Miembro del Concejo para llenar el puesto vacante restante;

CONSIDERANDO QUE, A.R.S. § 16-642 requiere que el Concejo de la Ciudad lleve a cabo el escrutinio de los resultados de la elección a más tardar veinte (20) días después de la elección; y

CONSIDERANDO QUE, el Concejo Municipal, habiendo sondeado los votos de la Elección General del 8 de noviembre de 2022, considera que los resultados son los establecidos en esta resolución;

AHORA POR LO TANTO SE RESUELVE por el Concejo de la Ciudad de Scottsdale lo siguiente:

1. Una vez determinados los resultados del escrutinio, los resultados oficiales de la Elección General de la Ciudad de Scottsdale llevada a cabo el 8 de noviembre de 2022 son los siguientes:
 - a) Un resumen del número de votos emitidos en cada recinto para cada candidato para el cargo de Miembro del Concejo se muestra en el Anexo A, que se adjunta e incorpora en esta referencia.
 - b) Un detalle del grupo de recintos del número de boletas rechazadas por recinto se muestra en el Anexo B, que se adjunta e incorpora en esta referencia.

2. El siguiente candidato nombrado, habiendo recibido el mayor número de votos emitidos en la Elección General del 8 de noviembre de 2022 para el cargo de miembro del concejo, fue elegido para un mandato de cuatro años:

Barry Graham

APROBADO Y ADOPTADO por el Concejo de la Ciudad Scottsdale en este día 28 de noviembre de 2022.

CIUDAD DE SCOTTSDALE,
una corporación municipal de Arizona

David D. Ortega, Alcalde

CERTIFICA:

Ben Lane, Secretario Municipal

APROBADO EN CUANTO A FORMA:

Sherry R. Scott, Abogada de la Ciudad
Por: Janis Bladine, Asistente Superior del Abogado de la Ciudad

November 8, 2022

RESOLUTION NO. 12687 / RESOLUCION NO. 12687
 EXHIBIT "A" / DOCUMENTO DE PRUEBA "A"
 OFFICIAL CANVASS / EXAMEN OFICIAL DE VOTAS
 CITY OF SCOTTSDALE / CIUDAD DE SCOTTSDALE
 NOVEMBER 8, 2022 GENERAL ELECTION / 8 DE NOVIEMBRE DE 2022 ELECCION GENERAL

<u>Council</u>	0051	0062	0078	0088	0122	0129	0144	0167	0199	0202	0203	0212	0238	0331	0332	0388
CARTER, PAMELA	397	227	824	636	445	708	364	591	865	191	749	821	538	944	562	532
GRAHAM, BARRY	658	382	1,040	795	791	950	553	854	946	226	1,173	799	787	1,724	563	723

<u>Council</u>	0389	0432	0440	0459	0488	0501	0502	0504	0521	0525	0532	0539	0543	0599	0619	0625
CARTER, PAMELA	355	593	392	519	493	1,166	166	228	491	668	280	844	880	622	312	624
GRAHAM, BARRY	489	815	414	516	777	1,768	276	316	547	1,007	319	1,111	1,316	851	439	889

<u>Council</u>	0628	0642	0643	0644	0645	0659	0662	0663	0671	0679	0685	0689	0719	0727	0728	0734
CARTER, PAMELA	617	458	814	850	780	216	431	500	529	574	268	464	573	271	525	611
GRAHAM, BARRY	981	926	933	1,211	828	267	441	810	543	865	341	779	633	513	642	880

<u>Council</u>	0737	0742	0753	0760	0791	0807	0819	0823	0829	0876	0902	0906	0934
CARTER, PAMELA	470	442	808	1,012	430	447	580	344	1,090	513	1,343	61	336
GRAHAM, BARRY	644	517	952	1,205	578	757	832	478	1,486	656	1,628	106	575

<u>Council</u>	Legal Votes	Percent Votes Cast	Percent Ballots Cast
CARTER, PAMELA	34,384	42.34%	27.20%
GRAHAM, BARRY*	46,821	57.66%	37.04%
Total Council Candidate Votes	81,205		

TOTAL REGISTERED VOTERS	164,507
TOTAL BALLOTS CAST	126,398
VOTER TURNOUT	76.83%
TOTAL REJECTED BALLOTS**	319
OVER VOTES	893
UNDER VOTES	43,840
UNQUALIFIED WRITE-INS***	460

* Candidate elected at General Election

** 108 Bad Signatures, 91 No Signatures, 120 Returned Late

*** There were no qualified write-in candidates for this Election

FINAL OFFICIAL RESULTS
General Election
Maricopa County
November 8, 2022

Electors Group	Counting Group	Ballots	Voters	Registered Voters	Turnout
Total	EARLY VOTE	106,922	106,922		65.00%
	ELECTION DAY	19,339	19,339		11.76%
	PROVISIONAL	137	137		0.08%
	Total	126,398	126,398	164,507	76.83%

Precincts Reported: 0 of 61 (0.00%)

Registered Voters: 126,398 of 164,507 (76.83%)

Ballots Cast: 126,398

Scottsdale-Councilmember (Vote for 1)

Precincts Reported: 0 of 61 (0.00%)

	Total	
Times Cast	126,398 / 164,507	76.83%
Undervotes	43,840	
Overvotes	893	
Candidate	Party	Total
CARTER, PAMELA	NON	34,384 42.10%
GRAHAM, BARRY	NON	46,821 57.33%
Write-in	460	0.56%
Total Votes	81,665	
	Total	

**FINAL OFFICIAL RESULTS
STATEMENT OF VOTES CAST
General Election
Maricopa County
November 8, 2022**

Precinct	Registered Voters	Cards Cast	Voters Cast	% Turnout
County				
Election Wide				
0051 BARNES				
EARLY VOTE	1,926	1,301	1,301	67.55%
ELECTION DAY	1,926	226	226	11.73%
PROVISIONAL	1,926	3	3	0.16%
Total	1,926	1,530	1,530	79.44%
0062 BISHOP				
EARLY VOTE	1,385	760	760	54.87%
ELECTION DAY	1,385	166	166	11.99%
PROVISIONAL	1,385	2	2	0.14%
Total	1,385	928	928	67.00%
0078 BRONCO				
EARLY VOTE	3,619	2,476	2,476	68.42%
ELECTION DAY	3,619	437	437	12.08%
PROVISIONAL	3,619	2	2	0.06%
Total	3,619	2,915	2,915	80.55%
0088 CACTUS GLEN				
EARLY VOTE	2,783	1,822	1,822	65.47%
ELECTION DAY	2,783	384	384	13.80%
PROVISIONAL	2,783	5	5	0.18%
Total	2,783	2,211	2,211	79.45%
0122 CHAPARRAL				
EARLY VOTE	2,319	1,553	1,553	66.97%
ELECTION DAY	2,319	204	204	8.80%
PROVISIONAL	2,319	0	0	0.00%
Total	2,319	1,757	1,757	75.77%

Precinct	Registered Voters	Cards Cast	Voters Cast	% Turnout
0129 CIELO				
EARLY VOTE	3,325	2,290	2,290	68.87%
ELECTION DAY	3,325	388	388	11.67%
PROVISIONAL	3,325	3	3	0.09%
Total	3,325	2,681	2,681	80.63%
0144 COCOPAH				
EARLY VOTE	1,838	1,136	1,136	61.81%
ELECTION DAY	1,838	217	217	11.81%
PROVISIONAL	1,838	1	1	0.05%
Total	1,838	1,354	1,354	73.67%
0167 CORONADO				
EARLY VOTE	3,079	1,805	1,805	58.62%
ELECTION DAY	3,079	312	312	10.13%
PROVISIONAL	3,079	0	0	0.00%
Total	3,079	2,117	2,117	68.76%
0199 DC RANCH				
EARLY VOTE	4,170	2,581	2,581	61.89%
ELECTION DAY	4,170	540	540	12.95%
PROVISIONAL	4,170	5	5	0.12%
Total	4,170	3,126	3,126	74.96%
0202 DEERVIEW				
EARLY VOTE	979	522	522	53.32%
ELECTION DAY	979	155	155	15.83%
PROVISIONAL	979	1	1	0.10%
Total	979	678	678	69.25%
0203 DEL JOYA				
EARLY VOTE	3,316	2,429	2,429	73.25%
ELECTION DAY	3,316	356	356	10.74%
PROVISIONAL	3,316	2	2	0.06%
Total	3,316	2,787	2,787	84.05%
0212 DESERT HIGHLANDS				
EARLY VOTE	3,102	2,272	2,272	73.24%
ELECTION DAY	3,102	315	315	10.15%
PROVISIONAL	3,102	2	2	0.06%
Total	3,102	2,589	2,589	83.46%

Precinct	Registered Voters	Cards Cast	Voters Cast	% Turnout
0238 DREYFUS				
EARLY VOTE	2,578	1,666	1,666	64.62%
ELECTION DAY	2,578	336	336	13.03%
PROVISIONAL	2,578	0	0	0.00%
Total	2,578	2,002	2,002	77.66%
0331 GRANITE MOUNTAIN				
EARLY VOTE	4,409	3,469	3,469	78.68%
ELECTION DAY	4,409	481	481	10.91%
PROVISIONAL	4,409	0	0	0.00%
Total	4,409	3,950	3,950	89.59%
0332 GRAYHAWK				
EARLY VOTE	2,421	1,690	1,690	69.81%
ELECTION DAY	2,421	253	253	10.45%
PROVISIONAL	2,421	2	2	0.08%
Total	2,421	1,945	1,945	80.34%
0388 HUALAPAI				
EARLY VOTE	2,819	1,907	1,907	67.65%
ELECTION DAY	2,819	302	302	10.71%
PROVISIONAL	2,819	1	1	0.04%
Total	2,819	2,210	2,210	78.40%
0389 HUBBELL				
EARLY VOTE	1,785	1,032	1,032	57.82%
ELECTION DAY	1,785	230	230	12.89%
PROVISIONAL	1,785	1	1	0.06%
Total	1,785	1,263	1,263	70.76%
0432 LANE				
EARLY VOTE	2,794	1,989	1,989	71.19%
ELECTION DAY	2,794	332	332	11.88%
PROVISIONAL	2,794	0	0	0.00%
Total	2,794	2,321	2,321	83.07%
0440 LAUREL				
EARLY VOTE	1,659	1,094	1,094	65.94%
ELECTION DAY	1,659	205	205	12.36%
PROVISIONAL	1,659	3	3	0.18%
Total	1,659	1,302	1,302	78.48%

Precinct	Registered Voters	Cards Cast	Voters Cast	% Turnout
0459 LOMA VERDES				
EARLY VOTE	2,146	1,454	1,454	67.75%
ELECTION DAY	2,146	262	262	12.21%
PROVISIONAL	2,146	2	2	0.09%
Total	2,146	1,718	1,718	80.06%
0488 MARICOPA				
EARLY VOTE	2,715	1,584	1,584	58.34%
ELECTION DAY	2,715	296	296	10.90%
PROVISIONAL	2,715	4	4	0.15%
Total	2,715	1,884	1,884	69.39%
0501 MCCORMICK RANCH				
EARLY VOTE	5,619	3,938	3,938	70.08%
ELECTION DAY	5,619	573	573	10.20%
PROVISIONAL	5,619	7	7	0.12%
Total	5,619	4,518	4,518	80.41%
0502 MCDONALD				
EARLY VOTE	871	561	561	64.41%
ELECTION DAY	871	114	114	13.09%
PROVISIONAL	871	0	0	0.00%
Total	871	675	675	77.50%
0504 MCKELLIPS PARK				
EARLY VOTE	1,534	656	656	42.76%
ELECTION DAY	1,534	155	155	10.10%
PROVISIONAL	1,534	2	2	0.13%
Total	1,534	813	813	53.00%
0521 MIRADA				
EARLY VOTE	2,472	1,483	1,483	59.99%
ELECTION DAY	2,472	339	339	13.71%
PROVISIONAL	2,472	4	4	0.16%
Total	2,472	1,826	1,826	73.87%
0525 MOHAVE				
EARLY VOTE	3,469	2,108	2,108	60.77%
ELECTION DAY	3,469	372	372	10.72%
PROVISIONAL	3,469	1	1	0.03%
Total	3,469	2,481	2,481	71.52%

Precinct	Registered Voters	Cards Cast	Voters Cast	% Turnout
0532 MONTEROSA				
EARLY VOTE	1,229	870	870	70.79%
ELECTION DAY	1,229	128	128	10.41%
PROVISIONAL	1,229	0	0	0.00%
Total	1,229	998	998	81.20%
0539 MOUNTAINSIDE				
EARLY VOTE	3,431	2,583	2,583	75.28%
ELECTION DAY	3,431	392	392	11.43%
PROVISIONAL	3,431	5	5	0.15%
Total	3,431	2,980	2,980	86.86%
0543 MUSTANG				
EARLY VOTE	4,013	2,718	2,718	67.73%
ELECTION DAY	4,013	490	490	12.21%
PROVISIONAL	4,013	4	4	0.10%
Total	4,013	3,212	3,212	80.04%
0599 PAIUTE				
EARLY VOTE	3,798	1,701	1,701	44.79%
ELECTION DAY	3,798	551	551	14.51%
PROVISIONAL	3,798	7	7	0.18%
Total	3,798	2,259	2,259	59.48%
0619 PARK MEADOWS				
EARLY VOTE	1,345	898	898	66.77%
ELECTION DAY	1,345	174	174	12.94%
PROVISIONAL	1,345	0	0	0.00%
Total	1,345	1,072	1,072	79.70%
0625 PEAK VIEW				
EARLY VOTE	2,653	1,938	1,938	73.05%
ELECTION DAY	2,653	322	322	12.14%
PROVISIONAL	2,653	2	2	0.08%
Total	2,653	2,262	2,262	85.26%
0628 PECOS				
EARLY VOTE	2,851	2,004	2,004	70.29%
ELECTION DAY	2,851	264	264	9.26%
PROVISIONAL	2,851	0	0	0.00%
Total	2,851	2,268	2,268	79.55%

Precinct	Registered Voters	Cards Cast	Voters Cast	% Turnout
0642 PIMA				
EARLY VOTE	2,635	1,636	1,636	62.09%
ELECTION DAY	2,635	319	319	12.11%
PROVISIONAL	2,635	0	0	0.00%
Total	2,635	1,955	1,955	74.19%
0643 PINE VALLEY				
EARLY VOTE	3,681	2,221	2,221	60.34%
ELECTION DAY	3,681	478	478	12.99%
PROVISIONAL	3,681	4	4	0.11%
Total	3,681	2,703	2,703	73.43%
0644 PINNACLE PEAK				
EARLY VOTE	3,756	2,828	2,828	75.29%
ELECTION DAY	3,756	434	434	11.55%
PROVISIONAL	3,756	8	8	0.21%
Total	3,756	3,270	3,270	87.06%
0645 PINNACLE WEST				
EARLY VOTE	3,258	2,364	2,364	72.56%
ELECTION DAY	3,258	303	303	9.30%
PROVISIONAL	3,258	2	2	0.06%
Total	3,258	2,669	2,669	81.92%
0659 POWDERHORN RANCH				
EARLY VOTE	980	674	674	68.78%
ELECTION DAY	980	114	114	11.63%
PROVISIONAL	980	0	0	0.00%
Total	980	788	788	80.41%
0662 PRINCESS				
EARLY VOTE	1,978	1,132	1,132	57.23%
ELECTION DAY	1,978	284	284	14.36%
PROVISIONAL	1,978	3	3	0.15%
Total	1,978	1,419	1,419	71.74%
0663 PUEBLO				
EARLY VOTE	3,123	1,549	1,549	49.60%
ELECTION DAY	3,123	460	460	14.73%
PROVISIONAL	3,123	1	1	0.03%
Total	3,123	2,010	2,010	64.36%

Precinct	Registered Voters	Cards Cast	Voters Cast	% Turnout
0671 RAINTREE				
EARLY VOTE	2,390	1,341	1,341	56.11%
ELECTION DAY	2,390	370	370	15.48%
PROVISIONAL	2,390	6	6	0.25%
Total	2,390	1,717	1,717	71.84%
0679 REDWING				
EARLY VOTE	3,148	1,841	1,841	58.48%
ELECTION DAY	3,148	381	381	12.10%
PROVISIONAL	3,148	1	1	0.03%
Total	3,148	2,223	2,223	70.62%
0685 RHODES				
EARLY VOTE	1,585	806	806	50.85%
ELECTION DAY	1,585	239	239	15.08%
PROVISIONAL	1,585	5	5	0.32%
Total	1,585	1,050	1,050	66.25%
0689 RIO MONTANA				
EARLY VOTE	2,443	1,567	1,567	64.14%
ELECTION DAY	2,443	367	367	15.02%
PROVISIONAL	2,443	2	2	0.08%
Total	2,443	1,936	1,936	79.25%
0719 SALT RIVER				
EARLY VOTE	2,629	1,523	1,523	57.93%
ELECTION DAY	2,629	259	259	9.85%
PROVISIONAL	2,629	1	1	0.04%
Total	2,629	1,783	1,783	67.82%
0727 SAN SIMON				
EARLY VOTE	1,379	962	962	69.76%
ELECTION DAY	1,379	156	156	11.31%
PROVISIONAL	1,379	3	3	0.22%
Total	1,379	1,121	1,121	81.29%
0728 SAN VICTOR				
EARLY VOTE	2,448	1,522	1,522	62.17%
ELECTION DAY	2,448	296	296	12.09%
PROVISIONAL	2,448	6	6	0.25%
Total	2,448	1,824	1,824	74.51%

Precinct	Registered Voters	Cards Cast	Voters Cast	% Turnout
0734 SANTO				
EARLY VOTE	2,877	1,919	1,919	66.70%
ELECTION DAY	2,877	285	285	9.91%
PROVISIONAL	2,877	4	4	0.14%
Total	2,877	2,208	2,208	76.75%
0737 SCOTTSDALE				
EARLY VOTE	2,498	1,416	1,416	56.69%
ELECTION DAY	2,498	372	372	14.89%
PROVISIONAL	2,498	3	3	0.12%
Total	2,498	1,791	1,791	71.70%
0742 SENTRY				
EARLY VOTE	1,963	1,171	1,171	59.65%
ELECTION DAY	1,963	270	270	13.75%
PROVISIONAL	1,963	4	4	0.20%
Total	1,963	1,445	1,445	73.61%
0753 SIERRA HILLS				
EARLY VOTE	3,475	2,448	2,448	70.45%
ELECTION DAY	3,475	374	374	10.76%
PROVISIONAL	3,475	0	0	0.00%
Total	3,475	2,822	2,822	81.21%
0760 SILVER SPUR				
EARLY VOTE	4,452	2,998	2,998	67.34%
ELECTION DAY	4,452	500	500	11.23%
PROVISIONAL	4,452	2	2	0.04%
Total	4,452	3,500	3,500	78.62%
0791 STONEGATE				
EARLY VOTE	1,924	1,326	1,326	68.92%
ELECTION DAY	1,924	253	253	13.15%
PROVISIONAL	1,924	2	2	0.10%
Total	1,924	1,581	1,581	82.17%
0807 SUNDOWN				
EARLY VOTE	2,367	1,664	1,664	70.30%
ELECTION DAY	2,367	216	216	9.13%
PROVISIONAL	2,367	0	0	0.00%
Total	2,367	1,880	1,880	79.43%

Precinct	Registered Voters	Cards Cast	Voters Cast	% Turnout
0819 SUPAI				
EARLY VOTE	3,482	1,702	1,702	48.88%
ELECTION DAY	3,482	477	477	13.70%
PROVISIONAL	3,482	3	3	0.09%
Total	3,482	2,182	2,182	62.67%
0823 SUTTON				
EARLY VOTE	1,795	1,189	1,189	66.24%
ELECTION DAY	1,795	206	206	11.48%
PROVISIONAL	1,795	1	1	0.06%
Total	1,795	1,396	1,396	77.77%
0829 TERRAVITA				
EARLY VOTE	4,821	3,718	3,718	77.12%
ELECTION DAY	4,821	473	473	9.81%
PROVISIONAL	4,821	0	0	0.00%
Total	4,821	4,191	4,191	86.93%
0876 VIRGINIA				
EARLY VOTE	2,594	1,429	1,429	55.09%
ELECTION DAY	2,594	291	291	11.22%
PROVISIONAL	2,594	0	0	0.00%
Total	2,594	1,720	1,720	66.31%
0902 WESTWORLD				
EARLY VOTE	6,143	4,344	4,344	70.71%
ELECTION DAY	6,143	636	636	10.35%
PROVISIONAL	6,143	5	5	0.08%
Total	6,143	4,985	4,985	81.15%
0906 WHITTON				
EARLY VOTE	357	227	227	63.59%
ELECTION DAY	357	47	47	13.17%
PROVISIONAL	357	0	0	0.00%
Total	357	274	274	76.75%
0934 YUMA				
EARLY VOTE	1,874	1,115	1,115	59.50%
ELECTION DAY	1,874	208	208	11.10%
PROVISIONAL	1,874	0	0	0.00%
Total	1,874	1,323	1,323	70.60%
Election Wide - Total	164,507	126,398	126,398	76.83%

Precinct	Registered Voters	Cards Cast	Voters Cast	% Turnout
County - Total	164,507	126,398	126,398	76.83%
EARLY VOTE	164,507	106,922	106,922	65.00%
ELECTION DAY	164,507	19,339	19,339	11.76%
PROVISIONAL	164,507	137	137	0.08%

Scottsdale-Councilmember (Vote for 1)

Precinct	County	Times Cast	Registered Voters	Undervotes	Overvotes
Election Wide					
0051 BARNES					
	EARLY VOTE	1,301	1,926	382	2
	ELECTION DAY	226	1,926	84	0
	PROVISIONAL	3	1,926	1	0
	Total	1,530	1,926	467	2
0062 BISHOP					
	EARLY VOTE	760	1,385	243	1
	ELECTION DAY	166	1,385	69	0
	PROVISIONAL	2	1,385	1	0
	Total	928	1,385	313	1
0078 BRONCO					
	EARLY VOTE	2,476	3,619	840	26
	ELECTION DAY	437	3,619	163	6
	PROVISIONAL	2	3,619	2	0
	Total	2,915	3,619	1,005	32
0088 CACTUS GLEN					
	EARLY VOTE	1,822	2,783	622	15
	ELECTION DAY	384	2,783	119	9
	PROVISIONAL	5	2,783	5	0
	Total	2,211	2,783	746	24
0122 CHAPARRAL					
	EARLY VOTE	1,553	2,319	442	4
	ELECTION DAY	204	2,319	71	2
	PROVISIONAL	0	2,319	0	0
	Total	1,757	2,319	513	6

Precinct	County	CARTER, PAMELA (NON)		GRAHAM, BARRY (NON)	
Election Wide					
0051 BARNES					
	EARLY VOTE	338	36.86%	575	62.70%
	ELECTION DAY	58	40.85%	82	57.75%
	PROVISIONAL	1	50.00%	1	50.00%
	Total	397	37.42%	658	62.02%
0062 BISHOP					
	EARLY VOTE	184	35.66%	328	63.57%
	ELECTION DAY	42	43.30%	54	55.67%
	PROVISIONAL	1	100.00%	0	0.00%
	Total	227	36.97%	382	62.21%
0078 BRONCO					
	EARLY VOTE	675	41.93%	922	57.27%
	ELECTION DAY	149	55.60%	118	44.03%
	PROVISIONAL	0		0	
	Total	824	43.88%	1,040	55.38%
0088 CACTUS GLEN					
	EARLY VOTE	483	40.76%	694	58.57%
	ELECTION DAY	153	59.77%	101	39.45%
	PROVISIONAL	0		0	
	Total	636	44.14%	795	55.17%
0122 CHAPARRAL					
	EARLY VOTE	393	35.50%	712	64.32%
	ELECTION DAY	52	39.69%	79	60.31%
	PROVISIONAL	0		0	
	Total	445	35.95%	791	63.89%

Precinct	Write-in		Total Votes
County			
Election Wide			
0051 BARNES			
EARLY VOTE	4	0.44%	917
ELECTION DAY	2	1.41%	142
PROVISIONAL	0	0.00%	2
Total	6	0.57%	1,061
0062 BISHOP			
EARLY VOTE	4	0.78%	516
ELECTION DAY	1	1.03%	97
PROVISIONAL	0	0.00%	1
Total	5	0.81%	614
0078 BRONCO			
EARLY VOTE	13	0.81%	1,610
ELECTION DAY	1	0.37%	268
PROVISIONAL	0		0
Total	14	0.75%	1,878
0088 CACTUS GLEN			
EARLY VOTE	8	0.68%	1,185
ELECTION DAY	2	0.78%	256
PROVISIONAL	0		0
Total	10	0.69%	1,441
0122 CHAPARRAL			
EARLY VOTE	2	0.18%	1,107
ELECTION DAY	0	0.00%	131
PROVISIONAL	0		0
Total	2	0.16%	1,238

Precinct	Times Cast	Registered Voters	Undervotes	Overvotes	Precinct	CARTER, PAMELA (NON)	GRAHAM, BARRY (NON)
0129 CIELO					0129 CIELO		
EARLY VOTE	2,290	3,325	868	11	EARLY VOTE	576 40.82%	833 59.04%
ELECTION DAY	388	3,325	133	7	ELECTION DAY	131 52.82%	116 46.77%
PROVISIONAL	3	3,325	1	0	PROVISIONAL	1 50.00%	1 50.00%
Total	2,681	3,325	1,002	18	Total	708 42.62%	950 57.19%
0144 COCOPAH					0144 COCOPAH		
EARLY VOTE	1,136	1,838	356	0	EARLY VOTE	304 38.97%	475 60.90%
ELECTION DAY	217	1,838	77	1	ELECTION DAY	60 43.17%	78 56.12%
PROVISIONAL	1	1,838	1	0	PROVISIONAL	0	0
Total	1,354	1,838	434	1	Total	364 39.61%	553 60.17%
0167 CORONADO					0167 CORONADO		
EARLY VOTE	1,805	3,079	532	1	EARLY VOTE	499 39.23%	751 59.04%
ELECTION DAY	312	3,079	116	0	ELECTION DAY	92 46.94%	103 52.55%
PROVISIONAL	0	3,079	0	0	PROVISIONAL	0	0
Total	2,117	3,079	648	1	Total	591 40.26%	854 58.17%
0199 DC RANCH					0199 DC RANCH		
EARLY VOTE	2,581	4,170	1,077	20	EARLY VOTE	683 46.02%	794 53.50%
ELECTION DAY	540	4,170	199	6	ELECTION DAY	182 54.33%	151 45.07%
PROVISIONAL	5	4,170	4	0	PROVISIONAL	0 0.00%	1 100.00%
Total	3,126	4,170	1,280	26	Total	865 47.53%	946 51.98%
0202 DEERVIEW					0202 DEERVIEW		
EARLY VOTE	522	979	189	1	EARLY VOTE	146 43.98%	184 55.42%
ELECTION DAY	155	979	66	1	ELECTION DAY	45 51.14%	42 47.73%
PROVISIONAL	1	979	1	0	PROVISIONAL	0	0
Total	678	979	256	2	Total	191 45.48%	226 53.81%
0203 DEL JOYA					0203 DEL JOYA		
EARLY VOTE	2,429	3,316	719	0	EARLY VOTE	622 36.37%	1,080 63.16%
ELECTION DAY	356	3,316	132	5	ELECTION DAY	126 57.53%	93 42.47%
PROVISIONAL	2	3,316	1	0	PROVISIONAL	1 100.00%	0 0.00%
Total	2,787	3,316	852	5	Total	749 38.81%	1,173 60.78%

Precinct	Write-in		Total Votes
0129 CIELO			
EARLY VOTE	2	0.14%	1,411
ELECTION DAY	1	0.40%	248
PROVISIONAL	0	0.00%	2
Total	3	0.18%	1,661
0144 COCOPAH			
EARLY VOTE	1	0.13%	780
ELECTION DAY	1	0.72%	139
PROVISIONAL	0		0
Total	2	0.22%	919
0167 CORONADO			
EARLY VOTE	22	1.73%	1,272
ELECTION DAY	1	0.51%	196
PROVISIONAL	0		0
Total	23	1.57%	1,468
0199 DC RANCH			
EARLY VOTE	7	0.47%	1,484
ELECTION DAY	2	0.60%	335
PROVISIONAL	0	0.00%	1
Total	9	0.49%	1,820
0202 DEERVIEW			
EARLY VOTE	2	0.60%	332
ELECTION DAY	1	1.14%	88
PROVISIONAL	0		0
Total	3	0.71%	420
0203 DEL JOYA			
EARLY VOTE	8	0.47%	1,710
ELECTION DAY	0	0.00%	219
PROVISIONAL	0	0.00%	1
Total	8	0.41%	1,930

Precinct	Times Cast	Registered Voters	Undervotes	Overvotes	Precinct	CARTER, PAMELA (NON)	GRAHAM, BARRY (NON)	
0212 DESERT HIGHLANDS					0212 DESERT HIGHLANDS			
EARLY VOTE	2,272	3,102	808	35	EARLY VOTE	711 49.76%	716 50.10%	
ELECTION DAY	315	3,102	116	6	ELECTION DAY	110 56.99%	83 43.01%	
PROVISIONAL	2	3,102	2	0	PROVISIONAL	0	0	
Total	2,589	3,102	926	41	Total	821 50.62%	799 49.26%	
0238 DREYFUS					0238 DREYFUS			
EARLY VOTE	1,666	2,578	535	3	EARLY VOTE	444 39.36%	681 60.37%	
ELECTION DAY	336	2,578	131	4	ELECTION DAY	94 46.77%	106 52.74%	
PROVISIONAL	0	2,578	0	0	PROVISIONAL	0	0	
Total	2,002	2,578	666	7	Total	538 40.48%	787 59.22%	
0331 GRANITE MOUNTAIN					0331 GRANITE MOUNTAIN			
EARLY VOTE	3,469	4,409	1,078	62	EARLY VOTE	814 34.95%	1,509 64.79%	
ELECTION DAY	481	4,409	126	8	ELECTION DAY	130 37.46%	215 61.96%	
PROVISIONAL	0	4,409	0	0	PROVISIONAL	0	0	
Total	3,950	4,409	1,204	70	Total	944 35.28%	1,724 64.42%	
0332 GRAYHAWK					0332 GRAYHAWK			
EARLY VOTE	1,690	2,421	700	13	EARLY VOTE	465 47.59%	508 52.00%	
ELECTION DAY	253	2,421	97	6	ELECTION DAY	95 63.33%	55 36.67%	
PROVISIONAL	2	2,421	0	0	PROVISIONAL	2 100.00%	0 0.00%	
Total	1,945	2,421	797	19	Total	562 49.78%	563 49.87%	
0388 HUALAPAI					0388 HUALAPAI			
EARLY VOTE	1,907	2,819	782	21	EARLY VOTE	465 42.12%	636 57.61%	
ELECTION DAY	302	2,819	143	5	ELECTION DAY	67 43.51%	86 55.84%	
PROVISIONAL	1	2,819	0	0	PROVISIONAL	0 0.00%	1 100.00%	
Total	2,210	2,819	925	26	Total	532 42.26%	723 57.43%	
0389 HUBBELL					0389 HUBBELL			
EARLY VOTE	1,032	1,785	334	1	EARLY VOTE	273 39.17%	419 60.11%	
ELECTION DAY	230	1,785	76	0	ELECTION DAY	82 53.25%	70 45.45%	
PROVISIONAL	1	1,785	1	0	PROVISIONAL	0	0	
Total	1,263	1,785	411	1	Total	355 41.72%	489 57.46%	

Precinct	Write-in		Total Votes
0212 DESERT HIGHLANDS			
EARLY VOTE	2	0.14%	1,429
ELECTION DAY	0	0.00%	193
PROVISIONAL	0		0
Total	2	0.12%	1,622
0238 DREYFUS			
EARLY VOTE	3	0.27%	1,128
ELECTION DAY	1	0.50%	201
PROVISIONAL	0		0
Total	4	0.30%	1,329
0331 GRANITE MOUNTAIN			
EARLY VOTE	6	0.26%	2,329
ELECTION DAY	2	0.58%	347
PROVISIONAL	0		0
Total	8	0.30%	2,676
0332 GRAYHAWK			
EARLY VOTE	4	0.41%	977
ELECTION DAY	0	0.00%	150
PROVISIONAL	0	0.00%	2
Total	4	0.35%	1,129
0388 HUALAPAI			
EARLY VOTE	3	0.27%	1,104
ELECTION DAY	1	0.65%	154
PROVISIONAL	0	0.00%	1
Total	4	0.32%	1,259
0389 HUBBELL			
EARLY VOTE	5	0.72%	697
ELECTION DAY	2	1.30%	154
PROVISIONAL	0		0
Total	7	0.82%	851

Precinct	Times Cast	Registered Voters	Undervotes	Overvotes	Precinct	CARTER, PAMELA (NON)		GRAHAM, BARRY (NON)	
0432 LANE					0432 LANE				
EARLY VOTE	1,989	2,794	764	19	EARLY VOTE	495	41.04%	702	58.21%
ELECTION DAY	332	2,794	119	2	ELECTION DAY	98	46.45%	113	53.55%
PROVISIONAL	0	2,794	0	0	PROVISIONAL	0		0	
Total	2,321	2,794	883	21	Total	593	41.85%	815	57.52%
0440 LAUREL					0440 LAUREL				
EARLY VOTE	1,094	1,659	398	11	EARLY VOTE	325	47.45%	357	52.12%
ELECTION DAY	205	1,659	72	9	ELECTION DAY	67	54.03%	56	45.16%
PROVISIONAL	3	1,659	2	0	PROVISIONAL	0	0.00%	1	100.00%
Total	1,302	1,659	472	20	Total	392	48.40%	414	51.11%
0459 LOMA VERDES					0459 LOMA VERDES				
EARLY VOTE	1,454	2,146	539	44	EARLY VOTE	423	48.56%	443	50.86%
ELECTION DAY	262	2,146	87	7	ELECTION DAY	96	57.14%	72	42.86%
PROVISIONAL	2	2,146	1	0	PROVISIONAL	0	0.00%	1	100.00%
Total	1,718	2,146	627	51	Total	519	49.90%	516	49.62%
0488 MARICOPA					0488 MARICOPA				
EARLY VOTE	1,584	2,715	497	3	EARLY VOTE	404	37.27%	669	61.72%
ELECTION DAY	296	2,715	102	0	ELECTION DAY	88	45.36%	105	54.12%
PROVISIONAL	4	2,715	0	0	PROVISIONAL	1	25.00%	3	75.00%
Total	1,884	2,715	599	3	Total	493	38.46%	777	60.61%
0501 MCCORMICK RANCH					0501 MCCORMICK RANCH				
EARLY VOTE	3,938	5,619	1,344	2	EARLY VOTE	991	38.23%	1,588	61.27%
ELECTION DAY	573	5,619	217	3	ELECTION DAY	175	49.58%	176	49.86%
PROVISIONAL	7	5,619	3	0	PROVISIONAL	0	0.00%	4	100.00%
Total	4,518	5,619	1,564	5	Total	1,166	39.54%	1,768	59.95%
0502 MCDONALD					0502 MCDONALD				
EARLY VOTE	561	871	189	1	EARLY VOTE	130	35.04%	239	64.42%
ELECTION DAY	114	871	40	0	ELECTION DAY	36	48.65%	37	50.00%
PROVISIONAL	0	871	0	0	PROVISIONAL	0		0	
Total	675	871	229	1	Total	166	37.30%	276	62.02%

Precinct	Write-in		Total Votes
0432 LANE			
EARLY VOTE	9	0.75%	1,206
ELECTION DAY	0	0.00%	211
PROVISIONAL	0		0
Total	9	0.64%	1,417
0440 LAUREL			
EARLY VOTE	3	0.44%	685
ELECTION DAY	1	0.81%	124
PROVISIONAL	0	0.00%	1
Total	4	0.49%	810
0459 LOMA VERDES			
EARLY VOTE	5	0.57%	871
ELECTION DAY	0	0.00%	168
PROVISIONAL	0	0.00%	1
Total	5	0.48%	1,040
0488 MARICOPA			
EARLY VOTE	11	1.01%	1,084
ELECTION DAY	1	0.52%	194
PROVISIONAL	0	0.00%	4
Total	12	0.94%	1,282
0501 MCCORMICK RANCH			
EARLY VOTE	13	0.50%	2,592
ELECTION DAY	2	0.57%	353
PROVISIONAL	0	0.00%	4
Total	15	0.51%	2,949
0502 MCDONALD			
EARLY VOTE	2	0.54%	371
ELECTION DAY	1	1.35%	74
PROVISIONAL	0		0
Total	3	0.67%	445

Precinct	Times Cast	Registered Voters	Undervotes	Overvotes	Precinct	CARTER, PAMELA (NON)	GRAHAM, BARRY (NON)	
0504 MCKELLIPS PARK					0504 MCKELLIPS PARK			
EARLY VOTE	656	1,534	200	0	EARLY VOTE	182 39.91%	268 58.77%	
ELECTION DAY	155	1,534	61	0	ELECTION DAY	46 48.94%	47 50.00%	
PROVISIONAL	2	1,534	1	0	PROVISIONAL	0 0.00%	1 100.00%	
Total	813	1,534	262	0	Total	228 41.38%	316 57.35%	
0521 MIRADA					0521 MIRADA			
EARLY VOTE	1,483	2,472	631	6	EARLY VOTE	370 43.74%	466 55.08%	
ELECTION DAY	339	2,472	135	3	ELECTION DAY	120 59.70%	80 39.80%	
PROVISIONAL	4	2,472	2	0	PROVISIONAL	1 50.00%	1 50.00%	
Total	1,826	2,472	768	9	Total	491 46.81%	547 52.14%	
0525 MOHAVE					0525 MOHAVE			
EARLY VOTE	2,108	3,469	648	1	EARLY VOTE	567 38.86%	881 60.38%	
ELECTION DAY	372	3,469	143	2	ELECTION DAY	100 44.05%	126 55.51%	
PROVISIONAL	1	3,469	0	0	PROVISIONAL	1 100.00%	0 0.00%	
Total	2,481	3,469	791	3	Total	668 39.60%	1,007 59.69%	
0532 MONTEROSA					0532 MONTEROSA			
EARLY VOTE	870	1,229	343	1	EARLY VOTE	246 46.77%	278 52.85%	
ELECTION DAY	128	1,229	53	0	ELECTION DAY	34 45.33%	41 54.67%	
PROVISIONAL	0	1,229	0	0	PROVISIONAL	0	0	
Total	998	1,229	396	1	Total	280 46.59%	319 53.08%	
0539 MOUNTAINSIDE					0539 MOUNTAINSIDE			
EARLY VOTE	2,583	3,431	857	41	EARLY VOTE	707 41.96%	970 57.57%	
ELECTION DAY	392	3,431	115	2	ELECTION DAY	136 49.45%	138 50.18%	
PROVISIONAL	5	3,431	1	0	PROVISIONAL	1 25.00%	3 75.00%	
Total	2,980	3,431	973	43	Total	844 42.97%	1,111 56.57%	
0543 MUSTANG					0543 MUSTANG			
EARLY VOTE	2,718	4,013	839	5	EARLY VOTE	704 37.57%	1,158 61.79%	
ELECTION DAY	490	4,013	156	2	ELECTION DAY	173 52.11%	157 47.29%	
PROVISIONAL	4	4,013	0	0	PROVISIONAL	3 75.00%	1 25.00%	
Total	3,212	4,013	995	7	Total	880 39.82%	1,316 59.55%	

Precinct	Write-in		Total Votes
0504 MCKELLIPS PARK			
EARLY VOTE	6	1.32%	456
ELECTION DAY	1	1.06%	94
PROVISIONAL	0	0.00%	1
Total	7	1.27%	551
0521 MIRADA			
EARLY VOTE	10	1.18%	846
ELECTION DAY	1	0.50%	201
PROVISIONAL	0	0.00%	2
Total	11	1.05%	1,049
0525 MOHAVE			
EARLY VOTE	11	0.75%	1,459
ELECTION DAY	1	0.44%	227
PROVISIONAL	0	0.00%	1
Total	12	0.71%	1,687
0532 MONTEROSA			
EARLY VOTE	2	0.38%	526
ELECTION DAY	0	0.00%	75
PROVISIONAL	0		0
Total	2	0.33%	601
0539 MOUNTAINSIDE			
EARLY VOTE	8	0.47%	1,685
ELECTION DAY	1	0.36%	275
PROVISIONAL	0	0.00%	4
Total	9	0.46%	1,964
0543 MUSTANG			
EARLY VOTE	12	0.64%	1,874
ELECTION DAY	2	0.60%	332
PROVISIONAL	0	0.00%	4
Total	14	0.63%	2,210

Precinct	Times Cast	Registered Voters	Undervotes	Overvotes	Precinct	CARTER, PAMELA (NON)		GRAHAM, BARRY (NON)	
0599 PAIUTE					0599 PAIUTE				
EARLY VOTE	1,701	3,798	560	1	EARLY VOTE	460	40.35%	670	58.77%
ELECTION DAY	551	3,798	209	1	ELECTION DAY	160	46.92%	180	52.79%
PROVISIONAL	7	3,798	4	0	PROVISIONAL	2	66.67%	1	33.33%
Total	2,259	3,798	773	2	Total	622	41.91%	851	57.35%
0619 PARK MEADOWS					0619 PARK MEADOWS				
EARLY VOTE	898	1,345	252	0	EARLY VOTE	255	39.47%	388	60.06%
ELECTION DAY	174	1,345	65	0	ELECTION DAY	57	52.29%	51	46.79%
PROVISIONAL	0	1,345	0	0	PROVISIONAL	0		0	
Total	1,072	1,345	317	0	Total	312	41.32%	439	58.15%
0625 PEAK VIEW					0625 PEAK VIEW				
EARLY VOTE	1,938	2,653	618	15	EARLY VOTE	529	40.54%	772	59.16%
ELECTION DAY	322	2,653	104	7	ELECTION DAY	94	44.55%	117	55.45%
PROVISIONAL	2	2,653	1	0	PROVISIONAL	1	100.00%	0	0.00%
Total	2,262	2,653	723	22	Total	624	41.13%	889	58.60%
0628 PECOS					0628 PECOS				
EARLY VOTE	2,004	2,851	582	2	EARLY VOTE	536	37.75%	877	61.76%
ELECTION DAY	264	2,851	78	0	ELECTION DAY	81	43.55%	104	55.91%
PROVISIONAL	0	2,851	0	0	PROVISIONAL	0		0	
Total	2,268	2,851	660	2	Total	617	38.42%	981	61.08%
0642 PIMA					0642 PIMA				
EARLY VOTE	1,636	2,635	447	0	EARLY VOTE	371	31.20%	806	67.79%
ELECTION DAY	319	2,635	111	1	ELECTION DAY	87	42.03%	120	57.97%
PROVISIONAL	0	2,635	0	0	PROVISIONAL	0		0	
Total	1,955	2,635	558	1	Total	458	32.81%	926	66.33%
0643 PINE VALLEY					0643 PINE VALLEY				
EARLY VOTE	2,221	3,681	755	3	EARLY VOTE	647	44.22%	814	55.64%
ELECTION DAY	478	3,681	184	5	ELECTION DAY	166	57.44%	119	41.18%
PROVISIONAL	4	3,681	3	0	PROVISIONAL	1	100.00%	0	0.00%
Total	2,703	3,681	942	8	Total	814	46.43%	933	53.22%

Precinct	Write-in		Total Votes
0599 PAIUTE			
EARLY VOTE	10	0.88%	1,140
ELECTION DAY	1	0.29%	341
PROVISIONAL	0	0.00%	3
Total	11	0.74%	1,484
0619 PARK MEADOWS			
EARLY VOTE	3	0.46%	646
ELECTION DAY	1	0.92%	109
PROVISIONAL	0		0
Total	4	0.53%	755
0625 PEAK VIEW			
EARLY VOTE	4	0.31%	1,305
ELECTION DAY	0	0.00%	211
PROVISIONAL	0	0.00%	1
Total	4	0.26%	1,517
0628 PECOS			
EARLY VOTE	7	0.49%	1,420
ELECTION DAY	1	0.54%	186
PROVISIONAL	0		0
Total	8	0.50%	1,606
0642 PIMA			
EARLY VOTE	12	1.01%	1,189
ELECTION DAY	0	0.00%	207
PROVISIONAL	0		0
Total	12	0.86%	1,396
0643 PINE VALLEY			
EARLY VOTE	2	0.14%	1,463
ELECTION DAY	4	1.38%	289
PROVISIONAL	0	0.00%	1
Total	6	0.34%	1,753

Precinct	Times Cast	Registered Voters	Undervotes	Overvotes	Precinct	CARTER, PAMELA (NON)		GRAHAM, BARRY (NON)	
0644 PINNACLE PEAK					0644 PINNACLE PEAK				
EARLY VOTE	2,828	3,756	1,010	40	EARLY VOTE	718	40.38%	1,054	59.28%
ELECTION DAY	434	3,756	145	4	ELECTION DAY	128	44.91%	155	54.39%
PROVISIONAL	8	3,756	2	0	PROVISIONAL	4	66.67%	2	33.33%
Total	3,270	3,756	1,157	44	Total	850	41.08%	1,211	58.53%
0645 PINNACLE WEST					0645 PINNACLE WEST				
EARLY VOTE	2,364	3,258	916	20	EARLY VOTE	649	45.45%	773	54.13%
ELECTION DAY	303	3,258	115	3	ELECTION DAY	130	70.27%	55	29.73%
PROVISIONAL	2	3,258	1	0	PROVISIONAL	1	100.00%	0	0.00%
Total	2,669	3,258	1,032	23	Total	780	48.33%	828	51.30%
0659 POWDERHORN RANCH					0659 POWDERHORN RANCH				
EARLY VOTE	674	980	246	10	EARLY VOTE	176	42.11%	241	57.66%
ELECTION DAY	114	980	45	2	ELECTION DAY	40	59.70%	26	38.81%
PROVISIONAL	0	980	0	0	PROVISIONAL	0		0	
Total	788	980	291	12	Total	216	44.54%	267	55.05%
0662 PRINCESS					0662 PRINCESS				
EARLY VOTE	1,132	1,978	429	5	EARLY VOTE	333	47.71%	362	51.86%
ELECTION DAY	284	1,978	107	2	ELECTION DAY	97	55.43%	78	44.57%
PROVISIONAL	3	1,978	1	0	PROVISIONAL	1	50.00%	1	50.00%
Total	1,419	1,978	537	7	Total	431	49.26%	441	50.40%
0663 PUEBLO					0663 PUEBLO				
EARLY VOTE	1,549	3,123	495	2	EARLY VOTE	401	38.12%	641	60.93%
ELECTION DAY	460	3,123	190	1	ELECTION DAY	99	36.80%	168	62.45%
PROVISIONAL	1	3,123	0	0	PROVISIONAL	0	0.00%	1	100.00%
Total	2,010	3,123	685	3	Total	500	37.82%	810	61.27%
0671 RAINTREE					0671 RAINTREE				
EARLY VOTE	1,341	2,390	484	2	EARLY VOTE	404	47.25%	444	51.93%
ELECTION DAY	370	2,390	144	4	ELECTION DAY	122	54.95%	98	44.14%
PROVISIONAL	6	2,390	2	0	PROVISIONAL	3	75.00%	1	25.00%
Total	1,717	2,390	630	6	Total	529	48.94%	543	50.23%

Precinct	Write-in		Total Votes
0644 PINNACLE PEAK			
EARLY VOTE	6	0.34%	1,778
ELECTION DAY	2	0.70%	285
PROVISIONAL	0	0.00%	6
Total	8	0.39%	2,069
0645 PINNACLE WEST			
EARLY VOTE	6	0.42%	1,428
ELECTION DAY	0	0.00%	185
PROVISIONAL	0	0.00%	1
Total	6	0.37%	1,614
0659 POWDERHORN RANCH			
EARLY VOTE	1	0.24%	418
ELECTION DAY	1	1.49%	67
PROVISIONAL	0		0
Total	2	0.41%	485
0662 PRINCESS			
EARLY VOTE	3	0.43%	698
ELECTION DAY	0	0.00%	175
PROVISIONAL	0	0.00%	2
Total	3	0.34%	875
0663 PUEBLO			
EARLY VOTE	10	0.95%	1,052
ELECTION DAY	2	0.74%	269
PROVISIONAL	0	0.00%	1
Total	12	0.91%	1,322
0671 RAINTREE			
EARLY VOTE	7	0.82%	855
ELECTION DAY	2	0.90%	222
PROVISIONAL	0	0.00%	4
Total	9	0.83%	1,081

Precinct	Times Cast	Registered Voters	Undervotes	Overvotes	Precinct	CARTER, PAMELA (NON)	GRAHAM, BARRY (NON)
0679 REDWING					0679 REDWING		
EARLY VOTE	1,841	3,148	625	3	EARLY VOTE	473 38.99%	734 60.51%
ELECTION DAY	381	3,148	147	1	ELECTION DAY	101 43.35%	131 56.22%
PROVISIONAL	1	3,148	1	0	PROVISIONAL	0	0
Total	2,223	3,148	773	4	Total	574 39.70%	865 59.82%
0685 RHODES					0685 RHODES		
EARLY VOTE	806	1,585	345	2	EARLY VOTE	186 40.52%	269 58.61%
ELECTION DAY	239	1,585	83	3	ELECTION DAY	81 52.94%	71 46.41%
PROVISIONAL	5	1,585	3	0	PROVISIONAL	1 50.00%	1 50.00%
Total	1,050	1,585	431	5	Total	268 43.65%	341 55.54%
0689 RIO MONTANA					0689 RIO MONTANA		
EARLY VOTE	1,567	2,443	543	22	EARLY VOTE	359 35.83%	639 63.77%
ELECTION DAY	367	2,443	119	5	ELECTION DAY	104 42.80%	139 57.20%
PROVISIONAL	2	2,443	0	0	PROVISIONAL	1 50.00%	1 50.00%
Total	1,936	2,443	662	27	Total	464 37.21%	779 62.47%
0719 SALT RIVER					0719 SALT RIVER		
EARLY VOTE	1,523	2,629	460	3	EARLY VOTE	485 45.75%	566 53.40%
ELECTION DAY	259	2,629	99	1	ELECTION DAY	88 55.35%	66 41.51%
PROVISIONAL	1	2,629	0	0	PROVISIONAL	0 0.00%	1 100.00%
Total	1,783	2,629	559	4	Total	573 46.97%	633 51.89%
0727 SAN SIMON					0727 SAN SIMON		
EARLY VOTE	962	1,379	277	1	EARLY VOTE	227 33.19%	455 66.52%
ELECTION DAY	156	1,379	55	1	ELECTION DAY	44 44.00%	56 56.00%
PROVISIONAL	3	1,379	1	0	PROVISIONAL	0 0.00%	2 100.00%
Total	1,121	1,379	333	2	Total	271 34.48%	513 65.27%
0728 SAN VICTOR					0728 SAN VICTOR		
EARLY VOTE	1,522	2,448	525	4	EARLY VOTE	438 44.11%	548 55.19%
ELECTION DAY	296	2,448	115	2	ELECTION DAY	86 48.04%	92 51.40%
PROVISIONAL	6	2,448	3	0	PROVISIONAL	1 33.33%	2 66.67%
Total	1,824	2,448	643	6	Total	525 44.68%	642 54.64%

Precinct	Write-in		Total Votes
0679 REDWING			
EARLY VOTE	6	0.49%	1,213
ELECTION DAY	1	0.43%	233
PROVISIONAL	0		0
Total	7	0.48%	1,446
0685 RHODES			
EARLY VOTE	4	0.87%	459
ELECTION DAY	1	0.65%	153
PROVISIONAL	0	0.00%	2
Total	5	0.81%	614
0689 RIO MONTANA			
EARLY VOTE	4	0.40%	1,002
ELECTION DAY	0	0.00%	243
PROVISIONAL	0	0.00%	2
Total	4	0.32%	1,247
0719 SALT RIVER			
EARLY VOTE	9	0.85%	1,060
ELECTION DAY	5	3.14%	159
PROVISIONAL	0	0.00%	1
Total	14	1.15%	1,220
0727 SAN SIMON			
EARLY VOTE	2	0.29%	684
ELECTION DAY	0	0.00%	100
PROVISIONAL	0	0.00%	2
Total	2	0.25%	786
0728 SAN VICTOR			
EARLY VOTE	7	0.70%	993
ELECTION DAY	1	0.56%	179
PROVISIONAL	0	0.00%	3
Total	8	0.68%	1,175

Precinct	Times Cast	Registered Voters	Undervotes	Overvotes	Precinct	CARTER, PAMELA (NON)	GRAHAM, BARRY (NON)	
0734 SANTO					0734 SANTO			
EARLY VOTE	1,919	2,877	610	8	EARLY VOTE	512 39.35%	783 60.18%	
ELECTION DAY	285	2,877	90	1	ELECTION DAY	97 50.00%	97 50.00%	
PROVISIONAL	4	2,877	2	0	PROVISIONAL	2 100.00%	0 0.00%	
Total	2,208	2,877	702	9	Total	611 40.81%	880 58.78%	
0737 SCOTTSDALE					0737 SCOTTSDALE			
EARLY VOTE	1,416	2,498	495	3	EARLY VOTE	363 39.54%	547 59.59%	
ELECTION DAY	372	2,498	168	0	ELECTION DAY	106 51.96%	96 47.06%	
PROVISIONAL	3	2,498	1	0	PROVISIONAL	1 50.00%	1 50.00%	
Total	1,791	2,498	664	3	Total	470 41.81%	644 57.30%	
0742 SENTRY					0742 SENTRY			
EARLY VOTE	1,171	1,963	389	0	EARLY VOTE	341 43.61%	438 56.01%	
ELECTION DAY	270	1,963	90	0	ELECTION DAY	101 56.11%	79 43.89%	
PROVISIONAL	4	1,963	3	1	PROVISIONAL	0	0	
Total	1,445	1,963	482	1	Total	442 45.95%	517 53.74%	
0753 SIERRA HILLS					0753 SIERRA HILLS			
EARLY VOTE	2,448	3,475	890	31	EARLY VOTE	668 43.75%	849 55.60%	
ELECTION DAY	374	3,475	117	12	ELECTION DAY	140 57.14%	103 42.04%	
PROVISIONAL	0	3,475	0	0	PROVISIONAL	0	0	
Total	2,822	3,475	1,007	43	Total	808 45.60%	952 53.72%	
0760 SILVER SPUR					0760 SILVER SPUR			
EARLY VOTE	2,998	4,452	1,039	41	EARLY VOTE	831 43.33%	1,079 56.26%	
ELECTION DAY	500	4,452	183	7	ELECTION DAY	181 58.39%	126 40.65%	
PROVISIONAL	2	4,452	2	0	PROVISIONAL	0	0	
Total	3,500	4,452	1,224	48	Total	1,012 45.42%	1,205 54.08%	
0791 STONEGATE					0791 STONEGATE			
EARLY VOTE	1,326	1,924	471	17	EARLY VOTE	340 40.57%	497 59.31%	
ELECTION DAY	253	1,924	76	6	ELECTION DAY	90 52.63%	80 46.78%	
PROVISIONAL	2	1,924	1	0	PROVISIONAL	0 0.00%	1 100.00%	
Total	1,581	1,924	548	23	Total	430 42.57%	578 57.23%	

Precinct	Write-in		Total Votes
0734 SANTO			
EARLY VOTE	6	0.46%	1,301
ELECTION DAY	0	0.00%	194
PROVISIONAL	0	0.00%	2
Total	6	0.40%	1,497
0737 SCOTTSDALE			
EARLY VOTE	8	0.87%	918
ELECTION DAY	2	0.98%	204
PROVISIONAL	0	0.00%	2
Total	10	0.89%	1,124
0742 SENTRY			
EARLY VOTE	3	0.38%	782
ELECTION DAY	0	0.00%	180
PROVISIONAL	0		0
Total	3	0.31%	962
0753 SIERRA HILLS			
EARLY VOTE	10	0.65%	1,527
ELECTION DAY	2	0.82%	245
PROVISIONAL	0		0
Total	12	0.68%	1,772
0760 SILVER SPUR			
EARLY VOTE	8	0.42%	1,918
ELECTION DAY	3	0.97%	310
PROVISIONAL	0		0
Total	11	0.49%	2,228
0791 STONEGATE			
EARLY VOTE	1	0.12%	838
ELECTION DAY	1	0.58%	171
PROVISIONAL	0	0.00%	1
Total	2	0.20%	1,010

Precinct	Times Cast	Registered Voters	Undervotes	Overvotes	Precinct	CARTER, PAMELA (NON)	GRAHAM, BARRY (NON)	
0807 SUNDOWN					0807 SUNDOWN			
EARLY VOTE	1,664	2,367	596	2	EARLY VOTE	393 36.87%	670 62.85%	
ELECTION DAY	216	2,367	74	0	ELECTION DAY	54 38.03%	87 61.27%	
PROVISIONAL	0	2,367	0	0	PROVISIONAL	0	0	
Total	1,880	2,367	670	2	Total	447 37.00%	757 62.67%	
0819 SUPAI					0819 SUPAI			
EARLY VOTE	1,702	3,482	570	0	EARLY VOTE	428 37.81%	696 61.48%	
ELECTION DAY	477	3,482	183	1	ELECTION DAY	152 51.88%	135 46.08%	
PROVISIONAL	3	3,482	2	0	PROVISIONAL	0 0.00%	1 100.00%	
Total	2,182	3,482	755	1	Total	580 40.67%	832 58.35%	
0823 SUTTON					0823 SUTTON			
EARLY VOTE	1,189	1,795	495	11	EARLY VOTE	264 38.65%	415 60.76%	
ELECTION DAY	206	1,795	62	1	ELECTION DAY	80 55.94%	63 44.06%	
PROVISIONAL	1	1,795	1	0	PROVISIONAL	0	0	
Total	1,396	1,795	558	12	Total	344 41.65%	478 57.87%	
0829 TERRAVITA					0829 TERRAVITA			
EARLY VOTE	3,718	4,821	1,395	63	EARLY VOTE	940 41.59%	1,316 58.23%	
ELECTION DAY	473	4,821	141	12	ELECTION DAY	150 46.88%	170 53.13%	
PROVISIONAL	0	4,821	0	0	PROVISIONAL	0	0	
Total	4,191	4,821	1,536	75	Total	1,090 42.25%	1,486 57.60%	
0876 VIRGINIA					0876 VIRGINIA			
EARLY VOTE	1,429	2,594	435	0	EARLY VOTE	405 40.74%	580 58.35%	
ELECTION DAY	291	2,594	104	0	ELECTION DAY	108 57.75%	76 40.64%	
PROVISIONAL	0	2,594	0	0	PROVISIONAL	0	0	
Total	1,720	2,594	539	0	Total	513 43.44%	656 55.55%	
0902 WESTWORLD					0902 WESTWORLD			
EARLY VOTE	4,344	6,143	1,707	39	EARLY VOTE	1,119 43.07%	1,457 56.08%	
ELECTION DAY	636	6,143	232	10	ELECTION DAY	224 56.85%	167 42.39%	
PROVISIONAL	5	6,143	1	0	PROVISIONAL	0 0.00%	4 100.00%	
Total	4,985	6,143	1,940	49	Total	1,343 44.83%	1,628 54.34%	

Precinct	Write-in		Total Votes
0807 SUNDOWN			
EARLY VOTE	3	0.28%	1,066
ELECTION DAY	1	0.70%	142
PROVISIONAL	0		0
Total	4	0.33%	1,208
0819 SUPAI			
EARLY VOTE	8	0.71%	1,132
ELECTION DAY	6	2.05%	293
PROVISIONAL	0	0.00%	1
Total	14	0.98%	1,426
0823 SUTTON			
EARLY VOTE	4	0.59%	683
ELECTION DAY	0	0.00%	143
PROVISIONAL	0		0
Total	4	0.48%	826
0829 TERRAVITA			
EARLY VOTE	4	0.18%	2,260
ELECTION DAY	0	0.00%	320
PROVISIONAL	0		0
Total	4	0.16%	2,580
0876 VIRGINIA			
EARLY VOTE	9	0.91%	994
ELECTION DAY	3	1.60%	187
PROVISIONAL	0		0
Total	12	1.02%	1,181
0902 WESTWORLD			
EARLY VOTE	22	0.85%	2,598
ELECTION DAY	3	0.76%	394
PROVISIONAL	0	0.00%	4
Total	25	0.83%	2,996

Precinct	Times Cast	Registered Voters	Undervotes	Overvotes
0906 WHITTON				
EARLY VOTE	227	357	81	0
ELECTION DAY	47	357	26	0
PROVISIONAL	0	357	0	0
Total	274	357	107	0
0934 YUMA				
EARLY VOTE	1,115	1,874	330	2
ELECTION DAY	208	1,874	68	1
PROVISIONAL	0	1,874	0	0
Total	1,323	1,874	398	3
Election Wide - Total	126,398	164,507	43,840	893
County - Total	126,398	164,507	43,840	893

Precinct	CARTER, PAMELA (NON)		GRAHAM, BARRY (NON)	
0906 WHITTON				
EARLY VOTE	48	32.88%	98	67.12%
ELECTION DAY	13	61.90%	8	38.10%
PROVISIONAL	0		0	
Total	61	36.53%	106	63.47%
0934 YUMA				
EARLY VOTE	270	34.48%	502	64.11%
ELECTION DAY	66	47.48%	73	52.52%
PROVISIONAL	0		0	
Total	336	36.44%	575	62.36%
Election Wide - Total	34,384	42.10%	46,821	57.33%
County - Total	34,384	42.10%	46,821	57.33%

Precinct	Write-in		Total Votes
0906 WHITTON			
EARLY VOTE	0	0.00%	146
ELECTION DAY	0	0.00%	21
PROVISIONAL	0		0
Total	0	0.00%	167
0934 YUMA			
EARLY VOTE	11	1.40%	783
ELECTION DAY	0	0.00%	139
PROVISIONAL	0		0
Total	11	1.19%	922
Election Wide - Total	460	0.56%	81,665
County - Total	460	0.56%	81,665



PRECINCT #0051

Reason Code	Description	Count
BS	Bad Signature	1
PRECINCT #0051 TOTAL		1

PRECINCT #0062

Reason Code	Description	Count
BS	Bad Signature	1
PRECINCT #0062 TOTAL		1

PRECINCT #0078

Reason Code	Description	Count
BS	Bad Signature	2
L	Returned Late	6
PRECINCT #0078 TOTAL		8

PRECINCT #0088

Reason Code	Description	Count
BS	Bad Signature	2
NS	No Signature	2
L	Returned Late	4
PRECINCT #0088 TOTAL		8

PRECINCT #0122

Reason Code	Description	Count
BS	Bad Signature	2
L	Returned Late	3
PRECINCT #0122 TOTAL		5



PRECINCT #0129

Reason Code	Description	Count
BS	Bad Signature	2
NS	No Signature	2
PRECINCT #0129 TOTAL		4

PRECINCT #0144

Reason Code	Description	Count
BS	Bad Signature	2
NS	No Signature	1
L	Returned Late	1
PRECINCT #0144 TOTAL		4

PRECINCT #0167

Reason Code	Description	Count
BS	Bad Signature	1
NS	No Signature	3
PRECINCT #0167 TOTAL		4

PRECINCT #0199

Reason Code	Description	Count
BS	Bad Signature	1
NS	No Signature	3
L	Returned Late	3
PRECINCT #0199 TOTAL		7

PRECINCT #0203

Reason Code	Description	Count
BS	Bad Signature	2
NS	No Signature	1
L	Returned Late	3
PRECINCT #0203 TOTAL		6



PRECINCT #0212

Reason Code	Description	Count
BS	Bad Signature	1
NS	No Signature	4
L	Returned Late	2
PRECINCT #0212 TOTAL		7

PRECINCT #0238

Reason Code	Description	Count
BS	Bad Signature	3
NS	No Signature	1
PRECINCT #0238 TOTAL		4

PRECINCT #0331

Reason Code	Description	Count
BS	Bad Signature	2
NS	No Signature	2
L	Returned Late	1
PRECINCT #0331 TOTAL		5

PRECINCT #0332

Reason Code	Description	Count
NS	No Signature	3
L	Returned Late	2
PRECINCT #0332 TOTAL		5

PRECINCT #0388

Reason Code	Description	Count
BS	Bad Signature	2
NS	No Signature	3
L	Returned Late	5
PRECINCT #0388 TOTAL		10



PRECINCT #0389

Reason Code	Description	Count
L	Returned Late	2
PRECINCT #0389 TOTAL		2

PRECINCT #0432

Reason Code	Description	Count
BS	Bad Signature	5
NS	No Signature	3
L	Returned Late	4
PRECINCT #0432 TOTAL		12

PRECINCT #0440

Reason Code	Description	Count
BS	Bad Signature	1
PRECINCT #0440 TOTAL		1

PRECINCT #0459

Reason Code	Description	Count
BS	Bad Signature	1
L	Returned Late	3
PRECINCT #0459 TOTAL		4

PRECINCT #0488

Reason Code	Description	Count
BS	Bad Signature	2
NS	No Signature	2
PRECINCT #0488 TOTAL		4



PRECINCT #0501

Reason Code	Description	Count
BS	Bad Signature	5
NS	No Signature	5
L	Returned Late	6
PRECINCT #0501 TOTAL		16

PRECINCT #0502

Reason Code	Description	Count
L	Returned Late	1
PRECINCT #0502 TOTAL		1

PRECINCT #0521

Reason Code	Description	Count
BS	Bad Signature	2
PRECINCT #0521 TOTAL		2

PRECINCT #0525

Reason Code	Description	Count
BS	Bad Signature	2
NS	No Signature	1
L	Returned Late	5
PRECINCT #0525 TOTAL		8

PRECINCT #0532

Reason Code	Description	Count
BS	Bad Signature	2
L	Returned Late	1
PRECINCT #0532 TOTAL		3



PRECINCT #0539

Reason Code	Description	Count
BS	Bad Signature	2
NS	No Signature	3
L	Returned Late	2
PRECINCT #0539 TOTAL		7

PRECINCT #0543

Reason Code	Description	Count
BS	Bad Signature	3
NS	No Signature	2
L	Returned Late	1
PRECINCT #0543 TOTAL		6

PRECINCT #0599

Reason Code	Description	Count
BS	Bad Signature	7
NS	No Signature	2
L	Returned Late	4
PRECINCT #0599 TOTAL		13

PRECINCT #0619

Reason Code	Description	Count
BS	Bad Signature	1
PRECINCT #0619 TOTAL		1

PRECINCT #0625

Reason Code	Description	Count
BS	Bad Signature	1
NS	No Signature	3
L	Returned Late	1
PRECINCT #0625 TOTAL		5



PRECINCT #0628

Reason Code	Description	Count
BS	Bad Signature	2
NS	No Signature	2
L	Returned Late	2
PRECINCT #0628 TOTAL		6

PRECINCT #0642

Reason Code	Description	Count
BS	Bad Signature	1
NS	No Signature	3
L	Returned Late	1
PRECINCT #0642 TOTAL		5

PRECINCT #0643

Reason Code	Description	Count
BS	Bad Signature	2
NS	No Signature	2
L	Returned Late	4
PRECINCT #0643 TOTAL		8

PRECINCT #0644

Reason Code	Description	Count
BS	Bad Signature	6
NS	No Signature	2
L	Returned Late	3
PRECINCT #0644 TOTAL		11

PRECINCT #0645

Reason Code	Description	Count
BS	Bad Signature	2
L	Returned Late	3
PRECINCT #0645 TOTAL		5



PRECINCT #0659

Reason Code	Description	Count
L	Returned Late	1
PRECINCT #0659 TOTAL		1

PRECINCT #0662

Reason Code	Description	Count
NS	No Signature	1
PRECINCT #0662 TOTAL		1

PRECINCT #0663

Reason Code	Description	Count
BS	Bad Signature	2
L	Returned Late	3
PRECINCT #0663 TOTAL		5

PRECINCT #0671

Reason Code	Description	Count
BS	Bad Signature	1
NS	No Signature	1
L	Returned Late	1
PRECINCT #0671 TOTAL		3

PRECINCT #0679

Reason Code	Description	Count
L	Returned Late	2
PRECINCT #0679 TOTAL		2

PRECINCT #0685

Reason Code	Description	Count
L	Returned Late	1
PRECINCT #0685 TOTAL		1



PRECINCT #0689

Reason Code	Description	Count
BS	Bad Signature	4
NS	No Signature	2
L	Returned Late	1
PRECINCT #0689 TOTAL		7

PRECINCT #0719

Reason Code	Description	Count
BS	Bad Signature	1
NS	No Signature	4
L	Returned Late	2
PRECINCT #0719 TOTAL		7

PRECINCT #0727

Reason Code	Description	Count
BS	Bad Signature	1
PRECINCT #0727 TOTAL		1

PRECINCT #0728

Reason Code	Description	Count
BS	Bad Signature	1
NS	No Signature	2
PRECINCT #0728 TOTAL		3

PRECINCT #0734

Reason Code	Description	Count
BS	Bad Signature	4
NS	No Signature	1
L	Returned Late	3
PRECINCT #0734 TOTAL		8

PRECINCT #0737

Reason Code	Description	Count
BS	Bad Signature	3



L	Returned Late	3
---	---------------	---

PRECINCT #0737 TOTAL 6

PRECINCT #0742

Reason Code	Description	Count
NS	No Signature	1
L	Returned Late	1

PRECINCT #0742 TOTAL 2

PRECINCT #0753

Reason Code	Description	Count
BS	Bad Signature	2
NS	No Signature	3
L	Returned Late	5

PRECINCT #0753 TOTAL 10

PRECINCT #0760

Reason Code	Description	Count
BS	Bad Signature	3
NS	No Signature	5
L	Returned Late	1

PRECINCT #0760 TOTAL 9

PRECINCT #0791

Reason Code	Description	Count
BS	Bad Signature	2
NS	No Signature	4
L	Returned Late	2

PRECINCT #0791 TOTAL 8



PRECINCT #0807

Reason Code	Description	Count
BS	Bad Signature	2
NS	No Signature	4
L	Returned Late	1
PRECINCT #0807 TOTAL		7

PRECINCT #0819

Reason Code	Description	Count
BS	Bad Signature	2
L	Returned Late	2
PRECINCT #0819 TOTAL		4

PRECINCT #0823

Reason Code	Description	Count
BS	Bad Signature	2
NS	No Signature	1
L	Returned Late	3
PRECINCT #0823 TOTAL		6

PRECINCT #0829

Reason Code	Description	Count
BS	Bad Signature	4
L	Returned Late	8
PRECINCT #0829 TOTAL		12

PRECINCT #0876

Reason Code	Description	Count
NS	No Signature	2
PRECINCT #0876 TOTAL		2

PRECINCT #0902

Reason Code	Description	Count
BS	Bad Signature	3
NS	No Signature	4



L	Returned Late	7
---	---------------	---

PRECINCT #0902 TOTAL 14

PRECINCT #0934

Reason Code	Description	Count
-------------	-------------	-------

NS	No Signature	1
----	--------------	---

PRECINCT #0934 TOTAL 1

SUMMARY - ALL PRECINCTS

Reason Code	Description	Count
-------------	-------------	-------

BS	Bad Signature	108
----	---------------	-----

NS	No Signature	91
----	--------------	----

Total Rejected 199

L	Returned Late	120
---	---------------	-----

Total Rejected + Late 319



PRECINCT #0051

Counted	Reason Code	Description	Count
Yes			
	A	ACCEPTED	3
			Total Yes
			3
No			
	B12	YOU WERE NOT ELIGIBLE TO VOTE IN THIS ELECTION	1
			Total No
			1
			PRECINCT #0051 TOTAL
			4

PRECINCT #0062

Counted	Reason Code	Description	Count
Yes			
	A	ACCEPTED	2
			Total Yes
			2
No			
	B10	YOU ARE NOT REGISTERED TO VOTE	2
	B12	YOU WERE NOT ELIGIBLE TO VOTE IN THIS ELECTION	4
	B17	CONDITIONAL PROVISIONAL - SUFFICIENT ID NOT PROVIDED BY DEADLINE	1
			Total No
			7
			PRECINCT #0062 TOTAL
			9

PRECINCT #0078

Counted	Reason Code	Description	Count
Yes			
	A	ACCEPTED	3
			Total Yes
			3
No			
	B10	YOU ARE NOT REGISTERED TO VOTE	2
			Total No
			2
			PRECINCT #0078 TOTAL
			5



PRECINCT #0088

Counted	Reason Code	Description	Count
Yes			
	A	ACCEPTED	4
Total Yes			4
No			
	B12	YOU WERE NOT ELIGIBLE TO VOTE IN THIS ELECTION	1
Total No			1
PRECINCT #0088 TOTAL			5

PRECINCT #0122

Counted	Reason Code	Description	Count
No			
	B10	YOU ARE NOT REGISTERED TO VOTE	4
	B13	YOUR EARLY BALLOT WAS SENT. RETURNED AND COUNTED	1
	B17	CONDITIONAL PROVISIONAL - SUFFICIENT ID NOT PROVIDED BY DEADLINE	1
Total No			6
PRECINCT #0122 TOTAL			6

PRECINCT #0129

Counted	Reason Code	Description	Count
Yes			
	A	ACCEPTED	3
Total Yes			3
No			
	B10	YOU ARE NOT REGISTERED TO VOTE	2
	B12	YOU WERE NOT ELIGIBLE TO VOTE IN THIS ELECTION	5
Total No			7
PRECINCT #0129 TOTAL			10



PRECINCT #0144

Counted	Reason Code	Description	Count
Yes			
	A	ACCEPTED	1
Total Yes			1
No			
	B10	YOU ARE NOT REGISTERED TO VOTE	3
	B12	YOU WERE NOT ELIGIBLE TO VOTE IN THIS ELECTION	1
Total No			4
PRECINCT #0144 TOTAL			5

PRECINCT #0167

Counted	Reason Code	Description	Count
No			
	B10	YOU ARE NOT REGISTERED TO VOTE	3
	B12	YOU WERE NOT ELIGIBLE TO VOTE IN THIS ELECTION	5
Total No			8
PRECINCT #0167 TOTAL			8

PRECINCT #0199

Counted	Reason Code	Description	Count
Yes			
	A	ACCEPTED	5
Total Yes			5
No			
	B10	YOU ARE NOT REGISTERED TO VOTE	4
	B12	YOU WERE NOT ELIGIBLE TO VOTE IN THIS ELECTION	2
Total No			6
PRECINCT #0199 TOTAL			11



PRECINCT #0202

Counted	Reason Code	Description	Count
Yes			
	A	ACCEPTED	1
Total Yes			1
No			
	B12	YOU WERE NOT ELIGIBLE TO VOTE IN THIS ELECTION	6
Total No			6
PRECINCT #0202 TOTAL			7

PRECINCT #0203

Counted	Reason Code	Description	Count
Yes			
	A	ACCEPTED	2
Total Yes			2
No			
	B10	YOU ARE NOT REGISTERED TO VOTE	5
	B12	YOU WERE NOT ELIGIBLE TO VOTE IN THIS ELECTION	4
Total No			9
PRECINCT #0203 TOTAL			11

PRECINCT #0212

Counted	Reason Code	Description	Count
Yes			
	A	ACCEPTED	2
Total Yes			2
No			
	B10	YOU ARE NOT REGISTERED TO VOTE	1
	B12	YOU WERE NOT ELIGIBLE TO VOTE IN THIS ELECTION	1
	B13	YOUR EARLY BALLOT WAS SENT. RETURNED AND COUNTED	1
Total No			3
PRECINCT #0212 TOTAL			5



PRECINCT #0238

Counted	Reason Code	Description	Count
No			
	B10	YOU ARE NOT REGISTERED TO VOTE	2
			Total No
			2
			PRECINCT #0238 TOTAL
			2

PRECINCT #0331

Counted	Reason Code	Description	Count
No			
	B10	YOU ARE NOT REGISTERED TO VOTE	2
	B12	YOU WERE NOT ELIGIBLE TO VOTE IN THIS ELECTION	5
			Total No
			7
			PRECINCT #0331 TOTAL
			7

PRECINCT #0332

Counted	Reason Code	Description	Count
Yes			
	A	ACCEPTED	2
			Total Yes
			2
			PRECINCT #0332 TOTAL
			2

PRECINCT #0388

Counted	Reason Code	Description	Count
Yes			
	A	ACCEPTED	2
			Total Yes
			2
No			
	B10	YOU ARE NOT REGISTERED TO VOTE	4
			Total No
			4
			PRECINCT #0388 TOTAL
			6



PRECINCT #0389

Counted	Reason Code	Description	Count
Yes			
	A	ACCEPTED	1
Total Yes			1
No			
	B10	YOU ARE NOT REGISTERED TO VOTE	1
	B17	CONDITIONAL PROVISIONAL - SUFFICIENT ID NOT PROVIDED BY DEADLINE	2
Total No			3
PRECINCT #0389 TOTAL			4

PRECINCT #0432

Counted	Reason Code	Description	Count
No			
	B12	YOU WERE NOT ELIGIBLE TO VOTE IN THIS ELECTION	2
	B13	YOUR EARLY BALLOT WAS SENT. RETURNED AND COUNTED	1
Total No			3
PRECINCT #0432 TOTAL			3

PRECINCT #0440

Counted	Reason Code	Description	Count
Yes			
	A	ACCEPTED	3
Total Yes			3
No			
	B12	YOU WERE NOT ELIGIBLE TO VOTE IN THIS ELECTION	1
Total No			1
PRECINCT #0440 TOTAL			4



PRECINCT #0459

Counted	Reason Code	Description	Count
Yes			
	A	ACCEPTED	2
			Total Yes
			2
No			
	B10	YOU ARE NOT REGISTERED TO VOTE	1
	B12	YOU WERE NOT ELIGIBLE TO VOTE IN THIS ELECTION	1
			Total No
			2
			PRECINCT #0459 TOTAL
			4

PRECINCT #0488

Counted	Reason Code	Description	Count
Yes			
	A	ACCEPTED	5
			Total Yes
			5
No			
	B12	YOU WERE NOT ELIGIBLE TO VOTE IN THIS ELECTION	3
	B13	YOUR EARLY BALLOT WAS SENT. RETURNED AND COUNTED	1
			Total No
			4
			PRECINCT #0488 TOTAL
			9

PRECINCT #0501

Counted	Reason Code	Description	Count
Yes			
	A	ACCEPTED	7
			Total Yes
			7
No			
	B10	YOU ARE NOT REGISTERED TO VOTE	4
	B12	YOU WERE NOT ELIGIBLE TO VOTE IN THIS ELECTION	1
			Total No
			5
			PRECINCT #0501 TOTAL
			12



PRECINCT #0504

Counted	Reason Code	Description	Count
Yes			
	A	ACCEPTED	2
Total Yes			2
No			
	B12	YOU WERE NOT ELIGIBLE TO VOTE IN THIS ELECTION	3
Total No			3
PRECINCT #0504 TOTAL			5

PRECINCT #0521

Counted	Reason Code	Description	Count
Yes			
	A	ACCEPTED	4
Total Yes			4
No			
	B12	YOU WERE NOT ELIGIBLE TO VOTE IN THIS ELECTION	1
Total No			1
PRECINCT #0521 TOTAL			5

PRECINCT #0525

Counted	Reason Code	Description	Count
Yes			
	A	ACCEPTED	1
Total Yes			1
No			
	B10	YOU ARE NOT REGISTERED TO VOTE	2
	B12	YOU WERE NOT ELIGIBLE TO VOTE IN THIS ELECTION	3
Total No			5
PRECINCT #0525 TOTAL			6



PRECINCT #0532

Counted	Reason Code	Description	Count
No			
	B12	YOU WERE NOT ELIGIBLE TO VOTE IN THIS ELECTION	1
			Total No
			1
PRECINCT #0532 TOTAL			1

PRECINCT #0539

Counted	Reason Code	Description	Count
Yes			
	A	ACCEPTED	5
			Total Yes
			5
No			
	B10	YOU ARE NOT REGISTERED TO VOTE	1
	B12	YOU WERE NOT ELIGIBLE TO VOTE IN THIS ELECTION	4
	B17	CONDITIONAL PROVISIONAL - SUFFICIENT ID NOT PROVIDED BY DEADLINE	1
			Total No
			6
PRECINCT #0539 TOTAL			11

PRECINCT #0543

Counted	Reason Code	Description	Count
Yes			
	A	ACCEPTED	4
			Total Yes
			4
No			
	B10	YOU ARE NOT REGISTERED TO VOTE	1
	B12	YOU WERE NOT ELIGIBLE TO VOTE IN THIS ELECTION	5
	B13	YOUR EARLY BALLOT WAS SENT. RETURNED AND COUNTED	1
			Total No
			7
PRECINCT #0543 TOTAL			11



PRECINCT #0599

Counted	Reason Code	Description	Count
Yes			
	A	ACCEPTED	9
Total Yes			9
No			
	B10	YOU ARE NOT REGISTERED TO VOTE	11
	B12	YOU WERE NOT ELIGIBLE TO VOTE IN THIS ELECTION	7
Total No			18
PRECINCT #0599 TOTAL			27

PRECINCT #0619

Counted	Reason Code	Description	Count
No			
	B10	YOU ARE NOT REGISTERED TO VOTE	2
	B12	YOU WERE NOT ELIGIBLE TO VOTE IN THIS ELECTION	3
Total No			5
PRECINCT #0619 TOTAL			5

PRECINCT #0625

Counted	Reason Code	Description	Count
Yes			
	A	ACCEPTED	2
Total Yes			2
No			
	B12	YOU WERE NOT ELIGIBLE TO VOTE IN THIS ELECTION	4
Total No			4
PRECINCT #0625 TOTAL			6



PRECINCT #0628

Counted	Reason Code	Description	Count
No			
	B12	YOU WERE NOT ELIGIBLE TO VOTE IN THIS ELECTION	1
Total No			1
PRECINCT #0628 TOTAL			1

PRECINCT #0642

Counted	Reason Code	Description	Count
No			
	B10	YOU ARE NOT REGISTERED TO VOTE	2
	B12	YOU WERE NOT ELIGIBLE TO VOTE IN THIS ELECTION	3
Total No			5
PRECINCT #0642 TOTAL			5

PRECINCT #0643

Counted	Reason Code	Description	Count
Yes			
	A	ACCEPTED	4
Total Yes			4
No			
	B10	YOU ARE NOT REGISTERED TO VOTE	6
	B12	YOU WERE NOT ELIGIBLE TO VOTE IN THIS ELECTION	5
	B13	YOUR EARLY BALLOT WAS SENT. RETURNED AND COUNTED	1
	B17	CONDITIONAL PROVISIONAL - SUFFICIENT ID NOT PROVIDED BY DEADLINE	1
Total No			13
PRECINCT #0643 TOTAL			17



PRECINCT #0644

Counted	Reason Code	Description	Count
Yes			
	A	ACCEPTED	8
Total Yes			8
No			
	B10	YOU ARE NOT REGISTERED TO VOTE	2
	B12	YOU WERE NOT ELIGIBLE TO VOTE IN THIS ELECTION	5
Total No			7
PRECINCT #0644 TOTAL			15

PRECINCT #0645

Counted	Reason Code	Description	Count
Yes			
	A	ACCEPTED	2
Total Yes			2
No			
	B10	YOU ARE NOT REGISTERED TO VOTE	1
	B12	YOU WERE NOT ELIGIBLE TO VOTE IN THIS ELECTION	3
Total No			4
PRECINCT #0645 TOTAL			6

PRECINCT #0659

Counted	Reason Code	Description	Count
No			
	B10	YOU ARE NOT REGISTERED TO VOTE	2
	B12	YOU WERE NOT ELIGIBLE TO VOTE IN THIS ELECTION	2
Total No			4
PRECINCT #0659 TOTAL			4



PRECINCT #0662

Counted	Reason Code	Description	Count
Yes			
	A	ACCEPTED	3
Total Yes			3
No			
	B12	YOU WERE NOT ELIGIBLE TO VOTE IN THIS ELECTION	6
Total No			6
PRECINCT #0662 TOTAL			9

PRECINCT #0663

Counted	Reason Code	Description	Count
Yes			
	A	ACCEPTED	1
Total Yes			1
No			
	B10	YOU ARE NOT REGISTERED TO VOTE	8
	B12	YOU WERE NOT ELIGIBLE TO VOTE IN THIS ELECTION	5
	B17	CONDITIONAL PROVISIONAL - SUFFICIENT ID NOT PROVIDED BY DEADLINE	1
Total No			14
PRECINCT #0663 TOTAL			15

PRECINCT #0671

Counted	Reason Code	Description	Count
Yes			
	A	ACCEPTED	6
Total Yes			6
No			
	B10	YOU ARE NOT REGISTERED TO VOTE	3
	B12	YOU WERE NOT ELIGIBLE TO VOTE IN THIS ELECTION	2
Total No			5
PRECINCT #0671 TOTAL			11



PRECINCT #0679

Counted	Reason Code	Description	Count
Yes			
	A	ACCEPTED	3
			Total Yes
			3
No			
	B10	YOU ARE NOT REGISTERED TO VOTE	1
	B12	YOU WERE NOT ELIGIBLE TO VOTE IN THIS ELECTION	5
			Total No
			6
			PRECINCT #0679 TOTAL
			9

PRECINCT #0685

Counted	Reason Code	Description	Count
Yes			
	A	ACCEPTED	5
			Total Yes
			5
No			
	B10	YOU ARE NOT REGISTERED TO VOTE	4
	B12	YOU WERE NOT ELIGIBLE TO VOTE IN THIS ELECTION	2
			Total No
			6
			PRECINCT #0685 TOTAL
			11

PRECINCT #0689

Counted	Reason Code	Description	Count
Yes			
	A	ACCEPTED	2
			Total Yes
			2
No			
	B10	YOU ARE NOT REGISTERED TO VOTE	3
	B12	YOU WERE NOT ELIGIBLE TO VOTE IN THIS ELECTION	3
			Total No
			6
			PRECINCT #0689 TOTAL
			8



PRECINCT #0719

Counted	Reason Code	Description	Count
Yes			
	A	ACCEPTED	1
Total Yes			1
No			
	B10	YOU ARE NOT REGISTERED TO VOTE	2
	B13	YOUR EARLY BALLOT WAS SENT. RETURNED AND COUNTED	1
	B17	CONDITIONAL PROVISIONAL - SUFFICIENT ID NOT PROVIDED BY DEADLINE	1
Total No			4
PRECINCT #0719 TOTAL			5

PRECINCT #0727

Counted	Reason Code	Description	Count
Yes			
	A	ACCEPTED	3
Total Yes			3
No			
	B10	YOU ARE NOT REGISTERED TO VOTE	2
	B12	YOU WERE NOT ELIGIBLE TO VOTE IN THIS ELECTION	1
Total No			3
PRECINCT #0727 TOTAL			6

PRECINCT #0728

Counted	Reason Code	Description	Count
Yes			
	A	ACCEPTED	7
Total Yes			7
No			
	B10	YOU ARE NOT REGISTERED TO VOTE	2
	B12	YOU WERE NOT ELIGIBLE TO VOTE IN THIS ELECTION	3
Total No			5
PRECINCT #0728 TOTAL			12



PRECINCT #0734

Counted	Reason Code	Description	Count
Yes			
	A	ACCEPTED	4
Total Yes			4
No			
	B10	YOU ARE NOT REGISTERED TO VOTE	2
Total No			2
PRECINCT #0734 TOTAL			6

PRECINCT #0737

Counted	Reason Code	Description	Count
Yes			
	A	ACCEPTED	4
Total Yes			4
No			
	B10	YOU ARE NOT REGISTERED TO VOTE	5
	B12	YOU WERE NOT ELIGIBLE TO VOTE IN THIS ELECTION	5
	B17	CONDITIONAL PROVISIONAL - SUFFICIENT ID NOT PROVIDED BY DEADLINE	2
Total No			12
PRECINCT #0737 TOTAL			16

PRECINCT #0742

Counted	Reason Code	Description	Count
Yes			
	A	ACCEPTED	4
Total Yes			4
No			
	B10	YOU ARE NOT REGISTERED TO VOTE	1
	B12	YOU WERE NOT ELIGIBLE TO VOTE IN THIS ELECTION	5
Total No			6
PRECINCT #0742 TOTAL			10



PRECINCT #0753

Counted	Reason Code	Description	Count
No			
	B10	YOU ARE NOT REGISTERED TO VOTE	3
	B12	YOU WERE NOT ELIGIBLE TO VOTE IN THIS ELECTION	3
Total No			6

PRECINCT #0753 TOTAL 6

PRECINCT #0760

Counted	Reason Code	Description	Count
Yes			
	A	ACCEPTED	3
Total Yes			3

No			
	B10	YOU ARE NOT REGISTERED TO VOTE	4
	B12	YOU WERE NOT ELIGIBLE TO VOTE IN THIS ELECTION	4
Total No			8

PRECINCT #0760 TOTAL 11

PRECINCT #0791

Counted	Reason Code	Description	Count
Yes			
	A	ACCEPTED	2
Total Yes			2

PRECINCT #0791 TOTAL 2

PRECINCT #0807

Counted	Reason Code	Description	Count
No			
	B10	YOU ARE NOT REGISTERED TO VOTE	1
	B12	YOU WERE NOT ELIGIBLE TO VOTE IN THIS ELECTION	1
Total No			2

PRECINCT #0807 TOTAL 2



PRECINCT #0819

Counted	Reason Code	Description	Count
Yes			
	A	ACCEPTED	3
Total Yes			3
No			
	B10	YOU ARE NOT REGISTERED TO VOTE	6
	B12	YOU WERE NOT ELIGIBLE TO VOTE IN THIS ELECTION	11
Total No			17
PRECINCT #0819 TOTAL			20

PRECINCT #0823

Counted	Reason Code	Description	Count
Yes			
	A	ACCEPTED	1
Total Yes			1
No			
	B10	YOU ARE NOT REGISTERED TO VOTE	1
	B12	YOU WERE NOT ELIGIBLE TO VOTE IN THIS ELECTION	1
Total No			2
PRECINCT #0823 TOTAL			3

PRECINCT #0829

Counted	Reason Code	Description	Count
No			
	B10	YOU ARE NOT REGISTERED TO VOTE	2
	B12	YOU WERE NOT ELIGIBLE TO VOTE IN THIS ELECTION	1
Total No			3
PRECINCT #0829 TOTAL			3



PRECINCT #0876

Counted	Reason Code	Description	Count
No			
	B10	YOU ARE NOT REGISTERED TO VOTE	6
	B12	YOU WERE NOT ELIGIBLE TO VOTE IN THIS ELECTION	2
Total No			8

PRECINCT #0876 TOTAL 8

PRECINCT #0902

Counted	Reason Code	Description	Count
Yes			
	A	ACCEPTED	5
Total Yes			5

No			
	B10	YOU ARE NOT REGISTERED TO VOTE	3
	B12	YOU WERE NOT ELIGIBLE TO VOTE IN THIS ELECTION	2
Total No			5

PRECINCT #0902 TOTAL 10

PRECINCT #0906

Counted	Reason Code	Description	Count
No			
	B10	YOU ARE NOT REGISTERED TO VOTE	1
Total No			1

PRECINCT #0906 TOTAL 1

PRECINCT #0934

Counted	Reason Code	Description	Count
No			
	B10	YOU ARE NOT REGISTERED TO VOTE	1
	B12	YOU WERE NOT ELIGIBLE TO VOTE IN THIS ELECTION	1
Total No			2

PRECINCT #0934 TOTAL 2



SUMMARY - ALL PRECINCTS

Counted	Reason Code	Description	Count
Yes			
	A	ACCEPTED	146
Total Yes			146
No			
	B10	YOU ARE NOT REGISTERED TO VOTE	131
	B12	YOU WERE NOT ELIGIBLE TO VOTE IN THIS ELECTION	156
	B13	YOUR EARLY BALLOT WAS SENT. RETURNED AND COUNTED	7
	B17	CONDITIONAL PROVISIONAL - SUFFICIENT ID NOT PROVIDED BY DEADLINE	10
Total No			304
Cumulative Total:			450